

Outage Summary by Feeder - RUS1730 Codes

Excluding Customer Responsible Outages and Momentary Outages

1/1/2018 12:00:00 AM to 9/30/2018 11:59:59 PM

Total Outages:	1,657	SAIDI:	291.494
Total Customers Affected:	33,231	SAIFI:	2.273
Total Customer Minutes:	4,260,732	CAIDI:	128.216
Total Customer Hours:	71,012.20	ASAI:	99.926

Substation / Feeder	Power Supply	Planned Outage	Equipment - Design	Maintenance	Weather	Animals	Public	Other	** Unknown	Feeder Total	ASAI	CAIDI	SAIDI	SAIFI
AirportRoad														
APR_D1											99.955	82.89	176.29	2.13
Outages:	15	9	2	18	6	7	2	1	2	62				
Customers Affected:	270	195	4	529	26	78	2	2	2	1,108	Total Customers on Feeder: 521			
Customer Minutes:	27,650	12,933	460	38,985	5,627	5,743	129	152	158	91,837				
APR_D2											99.945	110.60	215.42	1.95
Outages:	14	6	0	10	4	9	2	1	1	47				
Customers Affected:	141	107	0	347	157	216	26	1	1	996	Total Customers on Feeder: 511			
Customer Minutes:	14,048	7,210	0	61,921	11,464	11,265	4,114	69	69	110,160				
APR_D3											99.902	123.90	385.79	3.11
Outages:	2	1	0	5	1	3	1	0	0	13				
Customers Affected:	23	99	0	134	6	13	6	0	0	281	Total Customers on Feeder: 90			
Customer Minutes:	2,412	8,019	0	22,466	414	611	894	0	0	34,816				
Argentum														
Substation Outage											99.985	89.04	60.42	0.68
Outages:	0	0	0	1	0	0	1	0	1	3				
Customers Affected:	0	0	0	478	0	0	232	0	231	941	Total Customers on Feeder: 1,387			
Customer Minutes:	0	0	0	58,794	0	0	9,976	0	15,015	83,785				
ARG_D1											99.966	124.95	135.04	1.08
Outages:	0	5	1	16	7	5	1	0	1	36				
Customers Affected:	0	108	1	255	89	41	2	0	21	517	Total Customers on Feeder: 478			
Customer Minutes:	0	6,451	230	47,305	6,054	2,634	142	0	1,785	64,601				
ARG_D2											99.933	141.58	262.27	1.85
Outages:	0	9	0	50	4	4	5	3	12	87				
Customers Affected:	0	373	0	614	132	18	62	5	48	1,252	Total Customers on Feeder: 676			
Customer Minutes:	0	13,550	0	88,270	50,949	1,269	19,122	1,252	2,843	177,255				

Substation / Feeder	Power Supply	Planned Outage	Equipment - Design	Maintenance	Weather	Animals	Public	Other	** Unknown	Feeder Total	ASAI	CAIDI	SAIDI	SAIFI
Argentum														
ARG_D3											99.987	239.33	52.07	0.22
Outages:	0	0	0	5	0	0	0	0	4	9				
Customers Affected:	0	0	0	32	0	0	0	0	19	51	Total Customers on Feeder: 234			
Customer Minutes:	0	0	0	10,908	0	0	0	0	1,298	12,206				
CarterCity														
Substation Outage											100.000	12.50	0.02	0.00
Outages:	0	2	0	0	0	0	0	0	0	2				
Customers Affected:	0	2	0	0	0	0	0	0	0	2	Total Customers on Feeder: 1,032			
Customer Minutes:	0	25	0	0	0	0	0	0	0	25				
CAR_D1											99.960	110.32	158.48	1.44
Outages:	0	8	3	10	3	13	1	2	1	41				
Customers Affected:	0	44	58	119	18	52	3	2	16	312	Total Customers on Feeder: 217			
Customer Minutes:	0	3,932	3,654	19,114	3,321	2,912	198	105	1,184	34,420				
CAR_D2											99.966	163.86	132.43	0.81
Outages:	0	1	1	12	1	3	2	1	3	24				
Customers Affected:	0	12	3	159	1	7	3	2	14	201	Total Customers on Feeder: 249			
Customer Minutes:	0	744	186	30,043	59	535	194	110	1,065	32,936				
CAR_D3											99.932	284.19	269.22	0.95
Outages:	0	2	0	4	0	3	0	2	1	12				
Customers Affected:	0	33	0	86	0	5	0	4	1	129	Total Customers on Feeder: 136			
Customer Minutes:	0	857	0	35,119	0	408	0	209	67	36,660				
CAR_D4											99.973	202.67	106.83	0.53
Outages:	0	3	5	15	2	1	1	2	2	31				
Customers Affected:	0	23	12	165	10	10	1	4	2	227	Total Customers on Feeder: 431			
Customer Minutes:	0	1,018	404	42,081	1,209	660	111	206	318	46,007				
Carter_D1											99.966	156.83	134.37	0.86
Outages:	0	1	1	6	2	1	0	0	1	12				
Customers Affected:	0	2	1	138	22	22	0	0	1	186	Total Customers on Feeder: 217			
Customer Minutes:	0	130	111	26,558	1,521	792	0	0	59	29,171				
Carter_D2											100.000	85.50	1.36	0.02
Outages:	0	0	1	2	0	0	0	0	0	3				
Customers Affected:	0	0	1	3	0	0	0	0	0	4	Total Customers on Feeder: 252			
Customer Minutes:	0	0	86	256	0	0	0	0	0	342				
Carter_D3											99.998	116.80	8.59	0.07
Outages:	0	1	0	1	0	0	1	0	0	3				
Customers Affected:	0	4	0	4	0	0	2	0	0	10	Total Customers on Feeder: 136			
Customer Minutes:	0	544	0	508	0	0	116	0	0	1,168				

Substation / Feeder	Power Supply	Planned Outage	Equipment - Design	Maintenance	Weather	Animals	Public	Other	** Unknown	Feeder Total	ASAI	CAIDI	SAIDI	SAIFI
CarterCity														
Carter_D4														
Outages:	0	0	0	4	2	2	1	0	0	9	99.994	101.87	21.68	0.21
Customers Affected:	0	0	0	50	22	19	1	0	0	92	Total Customers on Feeder: 432			
Customer Minutes:	0	0	0	4,836	3,086	1,359	91	0	0	9,372				
Elliottville														
Substation Outage														
Outages:	0	0	0	1	0	0	1	0	0	2	99.991	85.03	33.54	0.39
Customers Affected:	0	0	0	409	0	0	414	0	0	823	Total Customers on Feeder: 2,086			
Customer Minutes:	0	0	0	66,667	0	0	3,312	0	0	69,979				
Ell_D1														
Outages:	0	2	1	10	16	17	3	1	2	52	99.988	79.02	48.77	0.62
Customers Affected:	0	33	1	29	87	59	17	2	27	255	Total Customers on Feeder: 413			
Customer Minutes:	0	1,408	25	3,334	6,080	5,223	1,045	216	2,819	20,150				
Ell_D2														
Outages:	0	3	2	4	2	4	6	3	2	26	99.969	92.90	120.41	1.30
Customers Affected:	0	511	16	30	3	19	13	11	47	650	Total Customers on Feeder: 501			
Customer Minutes:	0	42,262	2,762	5,623	240	1,364	809	567	6,757	60,384				
Ell_D3														
Outages:	0	7	7	13	7	7	2	1	7	51	99.948	141.28	205.66	1.46
Customers Affected:	0	216	35	366	202	28	217	2	16	1,082	Total Customers on Feeder: 743			
Customer Minutes:	0	8,923	2,066	77,942	21,817	2,161	38,381	208	1,363	152,861				
Ell_D4														
Outages:	0	4	1	7	7	8	0	4	0	31	99.986	94.91	53.91	0.57
Customers Affected:	0	80	1	67	21	33	0	43	0	245	Total Customers on Feeder: 431			
Customer Minutes:	0	5,620	188	9,557	1,422	2,175	0	4,290	0	23,252				
Leon														
Substation Outage														
Outages:	0	0	0	3	2	0	0	0	1	6	99.951	102.20	192.17	1.88
Customers Affected:	0	0	0	515	464	0	0	0	234	1,213	Total Customers on Feeder: 645			
Customer Minutes:	0	0	0	90,534	21,037	0	0	0	12,402	123,973				
Leon_D1														
Outages:	0	2	6	4	1	2	2	0	1	18	99.968	90.65	126.01	1.39
Customers Affected:	0	14	129	52	8	33	10	0	2	248	Total Customers on Feeder: 178			
Customer Minutes:	0	1,103	11,898	6,327	352	2,592	190	0	20	22,482				
Leon_D2														
Outages:	0	3	1	9	5	7	0	3	3	31	99.935	89.60	254.81	2.84
Customers Affected:	0	40	1	322	29	27	0	232	3	654	Total Customers on Feeder: 230			
Customer Minutes:	0	1,664	46	38,393	1,823	1,133	0	15,367	170	58,596				

Substation / Feeder	Power Supply	Planned Outage	Equipment - Design	Maintenance	Weather	Animals	Public	Other	** Unknown	Feeder Total	ASAI	CAIDI	SAIDI	SAIFI
Leon														
Leon_D3											99.982	76.44	71.95	0.94
Outages:	0	3	0	6	4	4	1	0	1	19				
Customers Affected:	0	73	0	33	62	54	1	0	1	224	Total Customers on Feeder: 238			
Customer Minutes:	0	5,049	0	2,829	6,431	2,757	20	0	37	17,123				
LowGap														
LowGap_D1											99.989	177.27	41.67	0.24
Outages:	0	1	0	0	0	1	0	0	0	2				
Customers Affected:	0	4	0	0	0	18	0	0	0	22	Total Customers on Feeder: 94			
Customer Minutes:	0	228	0	0	0	3,672	0	0	0	3,900				
LowGap_D2											99.929	146.06	277.53	1.90
Outages:	0	3	1	16	2	2	2	4	11	41				
Customers Affected:	0	45	28	1,103	2	13	3	11	129	1,334	Total Customers on Feeder: 702			
Customer Minutes:	0	4,915	1,176	171,037	299	1,228	224	1,258	14,707	194,844				
LowGap_D3											99.977	59.59	88.98	1.49
Outages:	0	3	2	16	2	9	3	2	2	39				
Customers Affected:	0	8	6	566	2	83	10	3	2	680	Total Customers on Feeder: 455			
Customer Minutes:	0	447	758	30,688	92	7,706	565	138	127	40,521				
OCR107072											99.995	135.03	20.44	0.15
Outages:	0	0	1	1	0	1	0	0	1	4				
Customers Affected:	0	0	58	9	0	1	0	0	1	69	Total Customers on Feeder: 456			
Customer Minutes:	0	0	8,700	549	0	36	0	0	32	9,317				
OCR107178											99.991	107.90	35.97	0.33
Outages:	0	0	0	2	0	0	1	1	0	4				
Customers Affected:	0	0	0	27	0	0	2	2	0	31	Total Customers on Feeder: 93			
Customer Minutes:	0	0	0	2,673	0	0	232	440	0	3,345				
OCR107180											99.956	167.42	171.91	1.03
Outages:	0	4	1	3	0	0	0	0	4	12				
Customers Affected:	0	251	2	423	0	0	0	0	35	711	Total Customers on Feeder: 692			
Customer Minutes:	0	4,149	548	108,945	0	0	0	0	5,397	119,039				
Mazie														
Substation Outage											99.992	82.00	29.77	0.36
Outages:	0	1	0	0	0	0	0	0	0	1				
Customers Affected:	0	410	0	0	0	0	0	0	0	410	Total Customers on Feeder: 1,129			
Customer Minutes:	0	33,620	0	0	0	0	0	0	0	33,620				
Mazie_D1											99.893	180.64	419.60	2.32
Outages:	0	4	0	14	11	4	1	1	3	38				
Customers Affected:	0	112	0	128	311	294	24	4	74	947	Total Customers on Feeder: 408			
Customer Minutes:	0	3,440	0	24,639	115,603	13,644	3,768	360	9,609	171,063				

Substation / Feeder	Power Supply	Planned Outage	Equipment - Design	Maintenance	Weather	Animals	Public	Other	** Unknown	Feeder Total	ASAI	CAIDI	SAIDI	SAIFI
Mazie														
Mazie_D2											99.885	121.78	450.44	3.70
Outages:	0	18	8	23	40	7	3	6	36	141				
Customers Affected:	0	189	209	759	517	27	6	115	405	2,227	Total Customers on Feeder:		602	
Customer Minutes:	0	5,216	34,691	89,507	89,761	2,342	614	11,732	37,334	271,197				
Mazie_D3											99.823	111.91	694.94	6.21
Outages:	0	0	0	10	4	6	2	0	0	22				
Customers Affected:	0	0	0	571	133	48	3	0	0	755	Total Customers on Feeder:		122	
Customer Minutes:	0	0	0	62,914	18,334	2,981	266	0	0	84,495				
Newfoundland														
Substation Outage											99.937	146.03	248.20	1.70
Outages:	2	0	0	0	3	1	0	0	1	7				
Customers Affected:	1,022	0	0	0	919	1	0	0	3	1,945	Total Customers on Feeder:		1,144	
Customer Minutes:	122,202	0	0	0	161,478	114	0	0	231	284,025				
Newf_D1											99.988	108.94	46.79	0.43
Outages:	8	2	0	7	8	10	3	0	2	40				
Customers Affected:	20	39	0	40	58	25	3	0	4	189	Total Customers on Feeder:		440	
Customer Minutes:	2,510	1,689	0	7,510	6,169	2,110	149	0	453	20,590				
Newf_D2											99.980	176.25	79.23	0.45
Outages:	7	3	1	1	3	2	1	0	0	18				
Customers Affected:	40	3	38	4	3	3	2	0	0	93	Total Customers on Feeder:		207	
Customer Minutes:	3,680	152	11,476	476	283	186	138	0	0	16,391				
Newf_D3											99.986	140.90	54.53	0.39
Outages:	6	0	0	5	2	2	0	1	0	16				
Customers Affected:	43	0	0	26	8	2	0	4	0	83	Total Customers on Feeder:		214	
Customer Minutes:	4,185	0	0	3,836	1,894	140	0	1,640	0	11,695				
Newf_D4											99.964	146.12	141.90	0.97
Outages:	8	1	2	11	7	6	0	1	1	37				
Customers Affected:	28	19	6	93	118	8	0	1	2	275	Total Customers on Feeder:		283	
Customer Minutes:	3,549	1,862	513	8,292	25,417	326	0	91	132	40,182				
Pactolus														
Substation Outage											99.967	310.00	130.80	0.42
Outages:	0	0	0	1	0	0	0	0	0	1				
Customers Affected:	0	0	0	607	0	0	0	0	0	607	Total Customers on Feeder:		1,439	
Customer Minutes:	0	0	0	188,170	0	0	0	0	0	188,170				
OCR81											99.996	89.01	14.22	0.16
Outages:	0	0	2	2	0	5	0	1	1	11				
Customers Affected:	0	0	18	18	0	31	0	3	21	91	Total Customers on Feeder:		570	
Customer Minutes:	0	0	2,775	1,558	0	2,396	0	237	1,134	8,100				

Substation / Feeder	Power Supply	Planned Outage	Equipment - Design	Maintenance	Weather	Animals	Public	Other	** Unknown	Feeder Total	ASAI	CAIDI	SAIDI	SAIFI
Pactolus														
OCR82											99.998	51.82	6.60	0.13
Outages:	0	0	0	4	0	2	0	0	0	6				
Customers Affected:	0	0	0	26	0	7	0	0	0	33	Total Customers on Feeder: 259			
Customer Minutes:	0	0	0	1,239	0	471	0	0	0	1,710				
OCR84											99.988	173.59	46.30	0.27
Outages:	0	1	0	3	1	0	0	0	1	6				
Customers Affected:	0	1	0	72	70	0	0	0	19	162	Total Customers on Feeder: 607			
Customer Minutes:	0	40	0	22,163	4,550	0	0	0	1,368	28,121				
PAC_D1											99.970	102.74	119.69	1.17
Outages:	0	50	1	20	5	13	3	2	0	94				
Customers Affected:	0	255	2	218	128	60	4	4	0	671	Total Customers on Feeder: 576			
Customer Minutes:	0	17,690	138	38,581	8,346	3,172	617	392	0	68,936				
PAC_D2											99.988	83.24	45.97	0.55
Outages:	0	2	2	5	5	5	1	1	2	23				
Customers Affected:	0	24	2	60	20	32	2	2	2	144	Total Customers on Feeder: 261			
Customer Minutes:	0	1,542	337	6,105	1,885	1,819	74	76	148	11,986				
PAC_D4											99.894	171.62	418.66	2.44
Outages:	0	5	3	33	2	5	3	3	0	54				
Customers Affected:	0	29	72	1,304	2	22	3	39	0	1,471	Total Customers on Feeder: 603			
Customer Minutes:	0	1,021	18,873	230,304	95	1,636	192	327	0	252,448				
Pelfrey														
Pelf_D1											99.933	125.44	263.00	2.10
Outages:	0	4	2	8	19	12	1	2	3	51				
Customers Affected:	0	217	18	361	471	36	1	4	113	1,221	Total Customers on Feeder: 582			
Customer Minutes:	0	9,718	1,464	23,859	106,872	2,205	131	173	8,738	153,160				
Pelf_D2											99.969	91.79	122.09	1.33
Outages:	0	4	1	7	1	7	1	0	2	23				
Customers Affected:	0	126	2	204	1	102	1	0	11	447	Total Customers on Feeder: 336			
Customer Minutes:	0	3,214	188	32,932	98	3,961	104	0	532	41,029				
SandyHook														
Substation Outage											99.981	92.69	73.60	0.79
Outages:	0	5	0	13	8	4	2	0	0	32				
Customers Affected:	0	265	0	302	121	193	13	0	0	894	Total Customers on Feeder: 1,126			
Customer Minutes:	0	34,759	0	27,985	9,174	9,548	1,403	0	0	82,869				
SH_D1											99.966	91.15	134.34	1.47
Outages:	9	6	4	14	14	5	3	10	1	66				
Customers Affected:	300	116	44	122	142	12	4	39	45	824	Total Customers on Feeder: 559			
Customer Minutes:	29,415	4,727	6,053	21,910	4,553	820	517	1,530	5,580	75,105				

Substation / Feeder	Power Supply	Planned Outage	Equipment - Design	Maintenance	Weather	Animals	Public	Other	** Unknown	Feeder Total	ASAI	CAIDI	SAIDI	SAIFI
SandyHook														
SH_D2											99.973	109.83	107.03	0.97
Outages:	4	1	0	2	3	2	1	0	0	13				
Customers Affected:	172	15	0	68	5	5	5	0	0	270	Total Customers on Feeder: 277			
Customer Minutes:	17,957	2,805	0	6,708	375	1,738	70	0	0	29,653				
SH_D3											99.933	129.07	262.84	2.04
Outages:	5	2	0	8	8	1	0	3	1	28				
Customers Affected:	46	9	0	307	35	8	0	4	1	410	Total Customers on Feeder: 201			
Customer Minutes:	4,875	1,040	0	40,200	5,508	632	0	231	432	52,918				
Warnock														
Substation Outage											99.943	154.28	225.04	1.46
Outages:	0	0	1	2	0	0	0	0	1	4				
Customers Affected:	0	0	505	957	0	0	0	0	505	1,967	Total Customers on Feeder: 1,349			
Customer Minutes:	0	0	47,470	220,150	0	0	0	0	35,855	303,475				
War_D1											99.946	89.91	211.29	2.35
Outages:	0	9	0	59	4	8	5	1	10	96				
Customers Affected:	0	109	0	815	42	53	9	1	32	1,061	Total Customers on Feeder: 451			
Customer Minutes:	0	7,885	0	79,948	3,287	2,033	741	80	1,417	95,391				
War_D2											99.994	80.94	24.90	0.31
Outages:	0	0	0	3	0	0	0	0	0	3				
Customers Affected:	0	0	0	16	0	0	0	0	0	16	Total Customers on Feeder: 52			
Customer Minutes:	0	0	0	1,295	0	0	0	0	0	1,295				
War_D3											99.951	295.49	192.35	0.65
Outages:	0	3	2	8	2	10	1	1	2	29				
Customers Affected:	0	42	45	35	5	19	2	1	73	222	Total Customers on Feeder: 341			
Customer Minutes:	0	3,232	18,950	3,449	382	1,144	274	15	38,153	65,599				
War_D4											99.908	146.86	360.87	2.46
Outages:	1	6	6	32	6	4	1	3	6	65				
Customers Affected:	1	342	174	658	18	20	1	9	23	1,246	Total Customers on Feeder: 507			
Customer Minutes:	76	8,022	14,089	156,480	1,817	1,407	69	201	821	182,982				
System Totals											99.926	128.22	291.49	2.27
Outages:	81	210	72	549	236	234	71	67	137	1,657				
Customers Out:	2,106	4,599	1,492	14,835	4,490	1,857	1,110	556	2,186	33,231	Avg.Total Customers Served: 14,617			
Customer Minutes:	232,559	272,855	190,315	2,402,472	709,178	113,060	88,992	41,672	209,629	4,260,732				
Customer Hours:	3,876	4,548	3,172	40,041	11,820	1,884	1,483	695	3,494	71,012.20				

Customer Responsible Outages Excluded: 1 Outages designated as "Customer Responsible".
Momentary Outages Excluded: 14 Outages less than 5 minutes in duration.

Outage Summary by Feeder - RUS1730 Codes

Excluding Customer Responsible Outages and Momentary Outages

1/1/2019 12:00:00 AM to 9/30/2019 11:59:59 PM

Total Outages:	1,204	SAIDI:	277.847
Total Customers Affected:	29,469	SAIFI:	2.048
Total Customer Minutes:	3,997,760	CAIDI:	135.660
Total Customer Hours:	66,629.33	ASAI:	99.929

Substation / Feeder	Power Supply	Planned Outage	Equipment - Design	Maintenance	Weather	Animals	Public	Other	** Unknown	Feeder Total	ASAI	CAIDI	SAIDI	SAIFI
AirportRoad														
APR_D1											99.970	132.12	116.58	0.88
Outages:	0	3	1	14	7	2	0	3	3	33				
Customers Affected:	0	16	120	193	42	8	0	6	66	451	Total Customers on Feeder: 511			
Customer Minutes:	0	1,278	4,560	40,293	5,407	227	0	1,077	6,744	59,586				
APR_D2											99.960	58.58	156.91	2.68
Outages:	1	8	1	6	5	2	2	0	5	30				
Customers Affected:	1	768	5	539	19	3	3	0	6	1,344	Total Customers on Feeder: 502			
Customer Minutes:	233	27,262	840	47,632	2,004	158	92	0	508	78,729				
APR_D3											99.913	171.76	342.05	1.99
Outages:	0	1	0	3	1	0	1	0	0	6				
Customers Affected:	0	79	0	69	11	0	1	0	0	160	Total Customers on Feeder: 80			
Customer Minutes:	0	19,829	0	7,047	517	0	89	0	0	27,482				
Argentum														
ARG_D1											99.927	147.29	286.26	1.94
Outages:	0	3	1	25	1	3	5	2	6	46				
Customers Affected:	0	49	1	796	1	5	33	4	31	920	Total Customers on Feeder: 473			
Customer Minutes:	0	2,860	163	125,825	61	367	3,206	519	2,503	135,504				
ARG_D2											99.865	189.41	532.49	2.81
Outages:	0	3	2	33	4	5	8	3	5	63				
Customers Affected:	0	201	4	1,455	111	48	11	3	48	1,881	Total Customers on Feeder: 669			
Customer Minutes:	0	34,422	244	298,384	16,467	2,358	963	201	3,233	356,272				
ARG_D3											99.917	364.97	324.62	0.89
Outages:	0	1	0	10	3	2	0	1	7	24				
Customers Affected:	0	10	0	89	48	18	0	1	39	205	Total Customers on Feeder: 230			
Customer Minutes:	0	270	0	10,042	60,696	1,350	0	24	2,437	74,819				

Substation / Feeder	Power Supply	Planned Outage	Equipment - Design	Maintenance	Weather	Animals	Public	Other	** Unknown	Feeder Total	ASAI	CAIDI	SAIDI	SAIFI
CarterCity														
CAR_D1											99.985	79.48	58.30	0.73
Outages:	0	5	0	3	4	9	1	1	2	25				
Customers Affected:	0	14	0	47	22	54	2	1	15	155	Total Customers on Feeder: 211			
Customer Minutes:	0	680	0	5,772	1,157	3,653	64	63	931	12,320				
CAR_D2											99.922	136.42	305.86	2.24
Outages:	3	11	0	17	4	6	0	1	5	47				
Customers Affected:	53	185	0	238	8	30	0	1	24	539	Total Customers on Feeder: 240			
Customer Minutes:	9,327	9,334	0	49,881	1,254	1,478	0	95	2,159	73,528				
CAR_D3											99.890	117.02	433.58	3.71
Outages:	0	4	1	10	0	1	0	1	2	19				
Customers Affected:	0	36	80	378	0	2	0	1	4	501	Total Customers on Feeder: 135			
Customer Minutes:	0	1,263	7,324	49,499	0	160	0	111	270	58,627				
CAR_D4											99.993	160.71	25.72	0.16
Outages:	0	5	1	13	2	2	3	1	2	29				
Customers Affected:	0	15	1	40	2	4	3	1	2	68	Total Customers on Feeder: 425			
Customer Minutes:	0	1,186	180	8,842	85	246	189	62	138	10,928				
Elliottville														
Ell_D1											99.983	92.28	65.66	0.71
Outages:	0	8	1	2	4	6	1	0	2	24				
Customers Affected:	0	124	3	44	4	78	32	0	7	292	Total Customers on Feeder: 410			
Customer Minutes:	0	7,873	420	2,131	306	6,569	9,216	0	432	26,947				
Ell_D2											99.980	88.54	79.69	0.90
Outages:	0	22	3	5	3	9	1	2	5	50				
Customers Affected:	0	301	4	39	4	46	9	3	45	451	Total Customers on Feeder: 501			
Customer Minutes:	0	22,244	712	6,551	395	3,414	324	284	6,008	39,932				
Ell_D3											99.824	122.39	691.96	5.65
Outages:	0	10	5	35	6	6	4	3	2	71				
Customers Affected:	0	964	951	2,049	49	57	36	3	3	4,112	Total Customers on Feeder: 727			
Customer Minutes:	0	94,432	114,643	284,556	1,608	3,105	4,358	363	183	503,248				
Ell_D4											99.978	104.87	87.57	0.84
Outages:	0	7	1	13	1	15	1	3	0	41				
Customers Affected:	0	28	1	216	9	97	1	6	0	358	Total Customers on Feeder: 429			
Customer Minutes:	0	2,152	187	25,760	756	7,630	52	1,007	0	37,544				
Leon														
Leon_D1											99.996	149.78	15.59	0.10
Outages:	0	1	0	2	0	2	0	0	0	5				
Customers Affected:	0	3	0	13	0	2	0	0	0	18	Total Customers on Feeder: 173			
Customer Minutes:	0	144	0	2,443	0	109	0	0	0	2,696				

Substation / Feeder	Power Supply	Planned Outage	Equipment - Design	Maintenance	Weather	Animals	Public	Other	** Unknown	Feeder Total	ASAI	CAIDI	SAIDI	SAIFI
Leon														
Leon_D2											99.850	160.92	589.54	3.66
Outages:	1	4	0	11	1	5	2	5	2	31				
Customers Affected:	2	31	0	730	12	27	4	14	2	822	Total Customers on Feeder: 224			
Customer Minutes:	792	1,004	0	126,174	612	1,766	154	1,619	159	132,280				
Leon_D3											99.947	61.86	210.08	3.40
Outages:	0	3	0	9	7	6	2	0	2	29				
Customers Affected:	0	12	0	739	23	21	5	0	2	802	Total Customers on Feeder: 236			
Customer Minutes:	0	1,795	0	44,676	1,710	1,161	133	0	139	49,614				
LowGap														
LowGap_D1											99.996	81.75	14.09	0.17
Outages:	0	1	0	3	1	0	0	0	0	5				
Customers Affected:	0	2	0	10	4	0	0	0	0	16	Total Customers on Feeder: 93			
Customer Minutes:	0	186	0	618	504	0	0	0	0	1,308				
LowGap_D2											99.894	216.29	416.16	1.92
Outages:	0	9	0	18	1	0	5	2	8	43				
Customers Affected:	0	863	0	413	1	0	21	4	53	1,355	Total Customers on Feeder: 704			
Customer Minutes:	0	49,044	0	81,586	112	0	157,712	206	4,407	293,067				
LowGap_D3											99.856	148.27	564.97	3.81
Outages:	0	9	3	25	2	7	1	1	1	49				
Customers Affected:	0	472	52	1,150	34	12	1	1	1	1,723	Total Customers on Feeder: 452			
Customer Minutes:	0	44,541	8,663	197,644	3,758	717	78	60	8	255,469				
Mazie														
Mazie_D1											99.928	88.38	284.44	3.22
Outages:	0	5	0	15	3	4	0	0	1	28				
Customers Affected:	0	114	0	1,208	78	26	0	0	3	1,429	Total Customers on Feeder: 444			
Customer Minutes:	0	5,148	0	113,398	5,925	1,580	0	0	243	126,294				
Mazie_D2											99.961	131.67	153.51	1.17
Outages:	0	9	0	44	8	4	2	1	4	72				
Customers Affected:	0	135	0	392	82	52	5	1	4	671	Total Customers on Feeder: 576			
Customer Minutes:	0	5,809	0	58,186	16,702	7,043	226	77	306	88,349				
Mazie_D3											99.900	133.86	392.27	2.93
Outages:	0	0	0	4	1	0	0	0	3	8				
Customers Affected:	0	0	0	303	1	0	0	0	79	383	Total Customers on Feeder: 131			
Customer Minutes:	0	0	0	44,815	79	0	0	0	6,375	51,269				
Newfoundland														
Newf_D1											99.986	126.90	53.23	0.42
Outages:	0	5	0	3	1	5	7	0	3	24				
Customers Affected:	0	18	0	45	2	19	90	0	6	180	Total Customers on Feeder: 429			
Customer Minutes:	0	899	0	7,490	266	1,417	12,322	0	448	22,842				

Substation / Feeder	Power Supply	Planned Outage	Equipment - Design	Maintenance	Weather	Animals	Public	Other	** Unknown	Feeder Total	ASAI	CAIDI	SAIDI	SAIFI
Newfoundland														
Newf_D2											99.996	107.00	14.63	0.14
Outages:	0	0	0	1	0	3	0	1	0	5				
Customers Affected:	0	0	0	24	0	3	0	1	0	28	Total Customers on Feeder:		205	
Customer Minutes:	0	0	0	2,568	0	259	0	169	0	2,996				
Newf_D3											99.949	191.81	199.17	1.04
Outages:	0	0	0	2	1	5	1	0	0	9				
Customers Affected:	0	0	0	2	2	221	1	0	0	226	Total Customers on Feeder:		218	
Customer Minutes:	0	0	0	536	390	42,401	22	0	0	43,349				
Newf_D4											99.952	162.89	189.83	1.17
Outages:	0	3	0	5	4	3	1	1	0	17				
Customers Affected:	0	46	0	232	46	18	1	1	0	344	Total Customers on Feeder:		295	
Customer Minutes:	0	2,086	0	47,825	4,783	1,190	66	84	0	56,034				
Pactolus														
PAC_D1											99.961	78.67	152.09	1.93
Outages:	0	8	2	16	2	15	3	0	8	54				
Customers Affected:	0	605	2	134	37	96	5	0	233	1,112	Total Customers on Feeder:		575	
Customer Minutes:	0	48,388	325	14,524	929	4,502	709	0	18,104	87,481				
PAC_D2											99.958	88.32	166.23	1.88
Outages:	0	2	0	5	2	6	0	1	1	17				
Customers Affected:	0	3	0	264	60	158	0	2	1	488	Total Customers on Feeder:		259	
Customer Minutes:	0	51	0	27,773	2,832	12,357	0	30	57	43,100				
PAC_D4											99.893	101.58	422.59	4.16
Outages:	0	9	5	17	5	13	1	1	1	52				
Customers Affected:	0	752	32	1,603	28	72	1	1	1	2,490	Total Customers on Feeder:		599	
Customer Minutes:	0	22,718	4,695	221,647	1,258	2,507	46	57	17	252,945				
Pelfrey														
Substation Outage											99.917	325.74	326.64	1.00
Outages:	1	0	1	0	0	0	0	0	0	2				
Customers Affected:	918	0	1	0	0	0	0	0	0	919	Total Customers on Feeder:		916	
Customer Minutes:	299,268	0	89	0	0	0	0	0	0	299,357				
Pelf_D1											99.992	67.05	32.01	0.48
Outages:	0	8	1	7	4	10	1	1	5	37				
Customers Affected:	0	37	3	24	28	56	1	1	127	277	Total Customers on Feeder:		580	
Customer Minutes:	0	2,003	261	3,011	2,913	4,837	61	72	5,416	18,574				
Pelf_D2											99.941	171.52	230.58	1.34
Outages:	4	3	1	2	2	11	2	3	6	34				
Customers Affected:	121	55	1	6	3	104	10	110	34	444	Total Customers on Feeder:		330	
Customer Minutes:	47,644	4,367	58	576	204	5,820	482	15,297	1,705	76,153				

Substation / Feeder	Power Supply	Planned Outage	Equipment - Design	Maintenance	Weather	Animals	Public	Other	** Unknown	Feeder Total	ASAI	CAIDI	SAIDI	SAIFI
SandyHook														
SH_D1											99.985	92.66	58.75	0.63
Outages:	0	2	0	9	3	6	4	2	1	27				
Customers Affected:	0	11	0	247	4	55	21	3	5	346	Total Customers on Feeder: 546			
Customer Minutes:	0	816	0	21,032	487	3,698	4,398	1,129	500	32,060				
SH_D2											99.990	119.06	38.26	0.32
Outages:	0	1	0	3	1	2	0	1	0	8				
Customers Affected:	0	9	0	67	4	4	0	3	0	87	Total Customers on Feeder: 271			
Customer Minutes:	0	225	0	9,095	320	460	0	258	0	10,358				
SH_D3											99.900	224.87	391.82	1.74
Outages:	0	2	0	6	1	2	0	1	1	13				
Customers Affected:	0	13	0	276	42	17	0	1	1	350	Total Customers on Feeder: 201			
Customer Minutes:	0	385	0	66,560	10,542	1,046	0	129	44	78,706				
Warnock														
War_D1											99.981	104.53	75.81	0.73
Outages:	0	7	1	13	2	6	1	0	7	37				
Customers Affected:	0	93	1	134	23	30	1	0	38	320	Total Customers on Feeder: 441			
Customer Minutes:	0	11,645	81	14,519	2,564	2,147	41	0	2,454	33,451				
War_D2											99.996	62.00	17.60	0.28
Outages:	0	0	0	0	1	0	0	0	0	1				
Customers Affected:	0	0	0	0	15	0	0	0	0	15	Total Customers on Feeder: 53			
Customer Minutes:	0	0	0	0	930	0	0	0	0	930				
War_D3											99.826	139.46	682.06	4.89
Outages:	0	6	14	5	2	9	1	2	1	40				
Customers Affected:	0	372	829	362	89	12	1	3	1	1,669	Total Customers on Feeder: 341			
Customer Minutes:	0	20,695	147,432	57,399	6,141	809	70	149	68	232,763				
War_D4											99.892	138.90	426.32	3.07
Outages:	0	7	0	23	4	11	2	1	1	49				
Customers Affected:	0	146	0	1,302	35	31	2	1	1	1,518	Total Customers on Feeder: 495			
Customer Minutes:	0	9,425	0	193,645	4,098	3,123	466	58	34	210,849				
System Totals											99.929	135.66	277.85	2.05
Outages:	10	195	45	437	104	203	63	45	102	1,204				
Customers Out:	1,095	6,582	2,091	15,872	983	1,486	301	177	882	29,469	Avg.Total Customers Served: 14,388			
Customer Minutes:	357,264	456,459	290,877	2,319,955	158,772	129,664	195,539	23,200	66,030	3,997,760				
Customer Hours:	5,954	7,608	4,848	38,666	2,646	2,161	3,259	387	1,101	66,629.33				

Customer Responsible Outages Excluded: 0 Outages designated as "Customer Responsible".
Momentary Outages Excluded: 16 Outages less than 5 minutes in duration.

Outage Summary by Feeder - RUS1730 Codes

Excluding Customer Responsible Outages and Momentary Outages

1/1/2020 12:00:00 AM to 9/30/2020 11:59:59 PM

Total Outages:	1,312	SAIDI:	266.327
Total Customers Affected:	28,486	SAIFI:	1.999
Total Customer Minutes:	3,795,057	CAIDI:	133.225
Total Customer Hours:	63,250.95	ASAI:	99.933

Substation / Feeder	Power Supply	Planned Outage	Equipment - Design	Maintenance	Weather	Animals	Public	Other	** Unknown	Feeder Total	ASAI	CAIDI	SAIDI	SAIFI
AirportRoad														
APR_D1											99.905	116.72	374.32	3.21
Outages:	0	8	3	28	1	9	2	0	0	51				
Customers Affected:	0	38	6	1,464	1	130	2	0	0	1,641	Total Customers on Feeder: 512			
Customer Minutes:	0	8,537	784	174,055	81	7,953	134	0	0	191,544				
APR_D2											99.957	105.87	169.33	1.60
Outages:	0	8	3	7	2	11	3	1	0	35				
Customers Affected:	0	22	97	545	2	88	33	1	0	788	Total Customers on Feeder: 493			
Customer Minutes:	0	1,150	19,978	56,063	194	4,276	1,749	18	0	83,428				
APR_D3											99.933	195.65	262.68	1.34
Outages:	0	1	0	9	2	0	0	0	1	13				
Customers Affected:	0	1	0	85	17	0	0	0	1	104	Total Customers on Feeder: 77			
Customer Minutes:	0	50	0	18,408	1,775	0	0	0	115	20,348				
Argentum														
ARG_D1											99.979	181.99	83.25	0.46
Outages:	0	10	1	8	0	3	1	1	0	24				
Customers Affected:	0	41	4	151	0	16	1	1	0	214	Total Customers on Feeder: 468			
Customer Minutes:	0	3,375	1,224	32,438	0	1,508	68	332	0	38,945				
ARG_D2											99.902	103.92	386.95	3.72
Outages:	0	12	3	21	6	8	2	2	0	54				
Customers Affected:	0	47	485	1,667	180	75	2	4	0	2,460	Total Customers on Feeder: 661			
Customer Minutes:	0	3,416	53,905	153,480	32,785	5,833	146	6,090	0	255,655				
ARG_D3											99.960	102.08	159.28	1.56
Outages:	0	3	5	4	5	2	2	0	0	21				
Customers Affected:	0	4	61	239	55	3	2	0	0	364	Total Customers on Feeder: 233			
Customer Minutes:	0	160	10,181	19,491	6,936	150	240	0	0	37,158				

Substation / Feeder	Power Supply	Planned Outage	Equipment - Design	Maintenance	Weather	Animals	Public	Other	** Unknown	Feeder Total	ASAI	CAIDI	SAIDI	SAIFI
CarterCity														
CAR_D1											99.970	111.36	120.24	1.08
Outages:	0	5	1	5	4	9	2	0	1	27				
Customers Affected:	0	64	1	68	29	46	17	0	1	226	Total Customers on Feeder: 209			
Customer Minutes:	0	5,187	232	10,196	4,874	3,316	1,295	0	67	25,167				
CAR_D2											99.943	157.84	226.08	1.43
Outages:	0	1	3	18	2	5	3	3	0	35				
Customers Affected:	0	3	67	205	5	40	12	6	0	338	Total Customers on Feeder: 236			
Customer Minutes:	0	15	7,845	41,246	438	2,260	794	751	0	53,349				
CAR_D3											99.972	196.92	111.69	0.57
Outages:	0	5	0	1	0	1	0	0	0	7				
Customers Affected:	0	63	0	3	0	7	0	0	0	73	Total Customers on Feeder: 129			
Customer Minutes:	0	13,873	0	243	0	259	0	0	0	14,375				
CAR_D4											99.973	68.21	107.54	1.58
Outages:	0	7	1	14	0	5	0	2	0	29				
Customers Affected:	0	434	1	202	0	11	0	9	0	657	Total Customers on Feeder: 417			
Customer Minutes:	0	7,609	116	33,042	0	1,005	0	3,039	0	44,811				
Elliottville														
Substation Outage											99.985	59.00	58.87	1.00
Outages:	0	0	0	0	1	0	0	0	0	1				
Customers Affected:	0	0	0	0	2,044	0	0	0	0	2,044	Total Customers on Feeder: 2,048			
Customer Minutes:	0	0	0	0	120,596	0	0	0	0	120,596				
Ell_D1											99.988	92.58	46.31	0.50
Outages:	0	7	0	3	0	10	3	9	1	33				
Customers Affected:	0	69	0	7	0	40	3	83	1	203	Total Customers on Feeder: 406			
Customer Minutes:	0	6,793	0	1,669	0	3,665	287	6,294	86	18,794				
Ell_D2											99.985	109.51	57.46	0.52
Outages:	0	5	3	2	4	1	3	1	1	20				
Customers Affected:	0	31	95	26	59	11	32	1	5	260	Total Customers on Feeder: 496			
Customer Minutes:	0	2,287	13,317	966	5,935	1,023	4,422	53	470	28,473				
Ell_D3											99.983	84.70	68.18	0.80
Outages:	0	13	0	11	6	4	6	1	2	43				
Customers Affected:	0	319	0	111	57	20	51	27	3	588	Total Customers on Feeder: 730			
Customer Minutes:	0	18,449	0	11,745	5,983	1,676	7,163	4,671	115	49,802				
Ell_D4											99.991	128.82	37.44	0.29
Outages:	0	8	1	9	3	4	1	1	0	27				
Customers Affected:	0	25	1	33	34	27	1	1	0	122	Total Customers on Feeder: 420			
Customer Minutes:	0	1,772	225	5,767	6,160	1,686	49	57	0	15,716				

Substation / Feeder	Power Supply	Planned Outage	Equipment - Design	Maintenance	Weather	Animals	Public	Other	** Unknown	Feeder Total	ASAI	CAIDI	SAIDI	SAIFI
Leon														
Leon_D1											99.935	118.05	257.35	2.18
Outages:	0	5	4	3	1	5	1	0	0	19				
Customers Affected:	0	25	146	20	8	171	2	0	0	372	Total Customers on Feeder:		171	
Customer Minutes:	0	2,770	16,447	1,387	1,928	21,286	96	0	0	43,914				
Leon_D2											99.793	208.04	816.06	3.92
Outages:	0	6	0	16	2	8	2	0	0	34				
Customers Affected:	0	486	0	339	2	26	25	0	0	878	Total Customers on Feeder:		224	
Customer Minutes:	0	77,147	0	101,504	182	1,554	2,273	0	0	182,660				
Leon_D3											99.850	189.54	592.58	3.13
Outages:	0	6	3	18	2	8	2	0	1	40				
Customers Affected:	0	21	60	463	58	85	3	0	41	731	Total Customers on Feeder:		234	
Customer Minutes:	0	2,491	8,060	111,063	5,886	4,186	104	0	6,765	138,555				
LowGap														
LowGap_D1											99.992	78.37	32.45	0.41
Outages:	0	1	0	1	0	2	0	0	0	4				
Customers Affected:	0	1	0	8	0	29	0	0	0	38	Total Customers on Feeder:		92	
Customer Minutes:	0	143	0	696	0	2,139	0	0	0	2,978				
LowGap_D2											99.894	173.72	418.46	2.41
Outages:	0	16	3	17	0	8	7	1	2	54				
Customers Affected:	0	293	484	790	0	90	9	2	6	1,674	Total Customers on Feeder:		695	
Customer Minutes:	0	39,063	16,984	223,618	0	8,176	682	24	2,260	290,807				
LowGap_D3											99.912	91.30	348.71	3.82
Outages:	0	13	1	24	1	7	1	0	0	47				
Customers Affected:	0	53	2	1,597	39	24	12	0	0	1,727	Total Customers on Feeder:		452	
Customer Minutes:	0	3,505	282	146,660	4,680	1,522	1,020	0	0	157,669				
Mazie														
Substation Outage											99.986	56.00	55.62	0.99
Outages:	1	0	0	0	0	0	0	0	0	1				
Customers Affected:	1,103	0	0	0	0	0	0	0	0	1,103	Total Customers on Feeder:		1,111	
Customer Minutes:	61,768	0	0	0	0	0	0	0	0	61,768				
Mazie_D1											99.855	145.70	572.05	3.93
Outages:	0	17	2	24	0	14	2	1	0	60				
Customers Affected:	0	153	425	766	0	217	81	2	0	1,644	Total Customers on Feeder:		419	
Customer Minutes:	0	12,980	75,827	121,214	0	20,914	8,295	296	0	239,526				
Mazie_D2											99.909	166.76	359.00	2.15
Outages:	0	16	1	40	4	9	3	1	3	77				
Customers Affected:	0	260	1	892	23	29	10	1	4	1,220	Total Customers on Feeder:		567	
Customer Minutes:	0	25,919	78	170,110	3,082	2,663	975	35	586	203,448				

Substation / Feeder	Power Supply	Planned Outage	Equipment - Design	Maintenance	Weather	Animals	Public	Other	** Unknown	Feeder Total	ASAI	CAIDI	SAIDI	SAIFI
Mazie														
Mazie_D3											99.965	85.59	138.67	1.62
Outages:	0	4	1	3	0	0	1	0	0	9				
Customers Affected:	0	185	4	16	0	0	1	0	0	206	Total Customers on Feeder: 127			
Customer Minutes:	0	13,928	468	3,215	0	0	21	0	0	17,632				
Newfoundland														
Newf_D1											99.977	186.08	88.78	0.48
Outages:	0	9	2	9	1	10	0	0	1	32				
Customers Affected:	0	24	3	109	22	46	0	0	1	205	Total Customers on Feeder: 430			
Customer Minutes:	0	1,197	272	31,491	2,640	2,491	0	0	56	38,147				
Newf_D2											99.985	107.10	59.86	0.56
Outages:	0	3	1	2	4	6	0	0	0	16				
Customers Affected:	0	21	3	13	41	35	0	0	0	113	Total Customers on Feeder: 202			
Customer Minutes:	0	245	267	1,205	7,066	3,319	0	0	0	12,102				
Newf_D3											99.998	81.17	9.08	0.11
Outages:	0	1	0	4	1	1	0	0	0	7				
Customers Affected:	0	3	0	19	1	1	0	0	0	24	Total Customers on Feeder: 214			
Customer Minutes:	0	102	0	1,664	138	44	0	0	0	1,948				
Newf_D4											99.982	172.48	71.99	0.42
Outages:	0	3	0	4	0	3	0	0	0	10				
Customers Affected:	0	5	0	114	0	3	0	0	0	122	Total Customers on Feeder: 292			
Customer Minutes:	0	1,174	0	19,414	0	454	0	0	0	21,042				
Pactolus														
Substation Outage											99.990	40.00	40.03	1.00
Outages:	0	0	0	1	0	0	0	0	0	1				
Customers Affected:	0	0	0	1,427	0	0	0	0	0	1,427	Total Customers on Feeder: 1,426			
Customer Minutes:	0	0	0	57,080	0	0	0	0	0	57,080				
PAC_D1											99.935	122.82	257.66	2.10
Outages:	0	16	2	39	4	21	2	3	1	88				
Customers Affected:	0	54	8	795	41	283	3	5	9	1,198	Total Customers on Feeder: 571			
Customer Minutes:	0	4,585	741	120,676	3,699	15,368	149	584	1,332	147,134				
PAC_D2											99.957	125.53	171.43	1.37
Outages:	4	7	1	6	1	6	1	1	0	27				
Customers Affected:	25	124	4	141	1	52	4	1	0	352	Total Customers on Feeder: 258			
Customer Minutes:	2,705	1,920	184	36,812	54	2,085	296	131	0	44,187				
PAC_D4											99.992	71.47	33.39	0.47
Outages:	0	14	0	13	1	6	3	1	0	38				
Customers Affected:	0	113	0	55	1	91	14	5	0	279	Total Customers on Feeder: 597			
Customer Minutes:	0	5,968	0	4,013	91	6,834	3,010	25	0	19,941				

Substation / Feeder	Power Supply	Planned Outage	Equipment - Design	Maintenance	Weather	Animals	Public	Other	** Unknown	Feeder Total	ASAI	CAIDI	SAIDI	SAIFI
Pactolus														
SmithField														
											99.989	132.00	44.00	0.33
Outages:	0	0	0	0	0	0	1	0	0	1				
Customers Affected:	0	0	0	0	0	0	1	0	0	1	Total Customers on Feeder: 3			
Customer Minutes:	0	0	0	0	0	0	132	0	0	132				
Pelfrey														
Pelf_D1														
											99.795	337.15	806.89	2.39
Outages:	0	11	4	22	7	10	3	5	2	64				
Customers Affected:	0	33	125	719	219	65	6	200	2	1,369	Total Customers on Feeder: 572			
Customer Minutes:	0	1,669	22,016	199,632	205,406	5,392	438	26,161	851	461,565				
Pelf_D2														
											99.847	168.60	604.01	3.58
Outages:	0	4	3	21	8	5	3	1	0	45				
Customers Affected:	0	36	321	496	22	94	210	3	0	1,182	Total Customers on Feeder: 330			
Customer Minutes:	0	1,416	108,255	69,158	3,246	9,333	7,741	132	0	199,281				
SandyHook														
SH_D1														
											99.997	105.66	13.62	0.13
Outages:	0	5	1	5	1	6	1	2	0	21				
Customers Affected:	0	6	4	19	1	33	2	6	0	71	Total Customers on Feeder: 551			
Customer Minutes:	0	234	220	3,904	100	2,338	110	596	0	7,502				
SH_D2														
											99.994	63.83	23.44	0.37
Outages:	0	0	0	1	0	2	1	0	0	4				
Customers Affected:	0	0	0	35	0	60	5	0	0	100	Total Customers on Feeder: 272			
Customer Minutes:	0	0	0	2,520	0	3,543	320	0	0	6,383				
SH_D3														
											99.926	164.32	290.48	1.77
Outages:	0	11	0	8	0	4	4	0	0	27				
Customers Affected:	0	99	0	177	0	29	54	0	0	359	Total Customers on Feeder: 203			
Customer Minutes:	0	5,583	0	29,027	0	2,170	22,211	0	0	58,991				
Warnock														
War_D1														
											99.923	205.82	302.64	1.47
Outages:	0	6	11	16	11	12	2	4	0	62				
Customers Affected:	0	19	271	133	66	74	4	69	0	636	Total Customers on Feeder: 433			
Customer Minutes:	0	1,474	75,805	16,730	23,926	4,921	338	7,708	0	130,902				
War_D2														
											99.936	84.47	252.18	2.99
Outages:	0	0	0	2	0	1	0	1	0	4				
Customers Affected:	0	0	0	103	0	3	0	50	0	156	Total Customers on Feeder: 52			
Customer Minutes:	0	0	0	8,677	0	351	0	4,150	0	13,178				
War_D3														
											99.973	169.11	107.09	0.63
Outages:	0	8	0	9	3	11	2	0	0	33				
Customers Affected:	0	111	0	58	11	34	2	0	0	216	Total Customers on Feeder: 341			
Customer Minutes:	0	12,722	0	18,132	3,161	2,297	215	0	0	36,527				

Substation / Feeder	Power Supply	Planned Outage	Equipment - Design	Maintenance	Weather	Animals	Public	Other	** Unknown	Feeder Total	ASAI	CAIDI	SAIDI	SAIFI
Warnock														
War_D4											99.896	201.70	409.05	2.03
Outages:	0	9	0	23	18	13	1	2	1	67				
Customers Affected:	0	47	0	729	110	92	1	21	1	1,001	Total Customers on Feeder: 494			
Customer Minutes:	0	10,463	0	144,589	35,803	8,149	67	2,817	9	201,897				

System Totals

									**		99.933	133.23	266.33	2.00
Outages:	5	284	64	471	106	250	71	44	17	1,312				
Customers Out:	1,128	3,333	2,679	14,839	3,149	2,180	605	498	75	28,486	Avg.Total Customers Served: 14,250			
Customer Minutes:	64,473	299,371	433,713	2,203,000	486,845	166,139	64,840	63,964	12,712	3,795,057				
Customer Hours:	1,075	4,990	7,229	36,717	8,114	2,769	1,081	1,066	212	63,250.95				

Customer Responsible Outages Excluded: 3 Outages designated as "Customer Responsible".

Momentary Outages Excluded: 7 Outages less than 5 minutes in duration.

	2018	2019	2020
Outages	1657	1204	1312
Unknown	137	102	17
CAIDI	128.22	135.66	133.23
SAIDI	291.49	277.85	266.33
SAIFI	2.27	2.05	2.00

COMPLAINT

CUSTOMER COMPLAINT 2020

	DATE		COMPLAINT	RESOLUTION	
20-75008001	10/14/2019		HIGH BILL	KIM RESPONDED	BBB
20-75656002	1/8/2020		CHARGE TO CHANGE METER IF NO PROBLEM IS FOUND	WE SEE NO REASON TO BELIEVE METER HAS A ISSUE IF WE CHANGE AND FIND NO PROBLEMS CONSUMER WILL BE CHARGED	PSC
20-74678001	1/14/2020		HIGHER BILL	SENT WHAT DATES METER STARTED USING AND STOPPED	EMAIL
20-71982001	1/15/2020		STOLEN CARD	ESTATE OF RUTH ANN JONES STATES THIS CARD WAS STOLEN AND USED BY ZACH JONES	EMAIL
20-73810001	2/5/2020		MEDICAL EXTENSION REQUEST	TOLD THEM YES WE WOULD ACCEPT A 30 DAY MEDICAL EXTENSION	PSC
20-75380001	2/10/2020		HIGH BILL	SENT PSC USAGE REPORT AND BILL IT CLEARLY SHOWS THIS CONSUMER STILL HAS ELECTRIC HEAT ON	PSC
20-71755001	2/11/2020		ASK FOR BILL ADJ THEIR HEAT PUMP TORE UP	I TOLD THEM WE DO NOT DO THIS KIND OF ADJ BUT I COULD WORK OUT PAYMENTS WITH HER ON HER BILL	EMAIL
20-61442002	2/13/2020		WANTED TO SEE HOW TO SWITCH TO ANOTHER NAME	LET THEM KNOW THEY COULD DO AGREED READING OR WAIT UNTIL IT IS UP FOR DISCONNECT	EMAIL
20-73810001	2/13/2020		WANTS US TO ACCEPT ANOTHER 30 DAY EXT	WE ACCEPTED THIS ONE UPON REQUEST OF THE PSC UNTIL MARCH 14, 2020 AT THAT POINT SHE WILL OWE AROUND \$1,400	
20-60933002	2/17/2020		WANTED ADD TIME TO PAY	OFFERED THEM A CONTRACT OR TO SWITCH TO PREPAY / CONSUMER CALLED BACK PAID 1/3 AND SIGNED CONTRACT	PSC
20-53967002	3/3/2020		LOCK CUT OFF GATE	LEFT MESSAGE FOR CONSUMER TO CALL ME/LET PSC SERVICEMAN DID TRY TO CALL 3 TIMES BEFORE CUTTING THIS LINK KYLE AND I SPOKE WITH MR CATRON AND GOT THIS RESOLVED KYLE IS GOING TO SEND HIM SOME OR OUR LOCKS AND I HAVE PUT A NOTE ON HIS ACCOUNT TO PLEASE CALL HIM OR LEAVE A DOOR KNOCKER LETTING HIM KNOW THAT WE HAVE BEEN ON HIS PROPERTY.	PSC
20-65766001	8/14/2020		HIGH BILL	SENT PSC REPORT WHICH CLEARLY SHOWS COOLING SEASON. LEFT MEMBER MESSAGE TO CALL ME TO DISCUSS THIS	PSC
20-28135002	8/17/2020		HIGH BILL	SENT PSC REPORT WHICH CLEARLY SHOWS COOLING SEASON. TRIED TO CALL # NOT IN SERVICE	PSC
20-76545001	8/18/2020		UNC BILL THAT SHE AGREED TO PAY	PSC TOLD ME THAT WE COULD NOT MAKE THEM PAY THIS UNC BILL ON THEIR BUSINESS ACCOUNT SO I HAD TO TAKE IT OFF	PSC

Exhibit D

Grayson Rural Electric
March 16 · 🌐

Due to the increased concern about COVID-19, Grayson R.E.C.C. will close our office lobby and service area to members and visitors starting Tuesday, March 17th. Guided by our Cooperative values, we are dedicated to the health and well-being of our members, our employees and their families. Our goal is to decrease the likelihood of the spread of this illness and resulting work disruptions when our members need us the most.

Our employees will be conducting necessary business over the phone and through the drive-thru. Payments can also be made on line, through the Smart App, or left in the night deposit box. Questions regarding these options can be made to 1-800-562-3532. Outages may also be reported to this number. We will suspend disconnection of service for non-payment for a limited time. It remains the responsibility of our members to manage their bills in a timely manner and avoid large balances in the future.

We know this is a difficult time for all of our members and for our employees. We hope that you take every precaution and stay well and safe. Please call us if you have questions.

Sincerely,
Carol Hall Fraley, President and CEO and the Board and Directors, Staff and Employees of GRAYSON RURAL ELECTRIC COOPERATIVE CORPORATION

👍 Sue Roberts and 28 others 42 Comments 126 Shares

👍 Like 💬 Comment ➦ Share

Grayson Rural Electric
June 2 · 🌐

Call your local Community Action Agency today to see if you qualify for assistance. If you need us to fax a copy of your last bill, just give us a call and we would be happy to do that.



NEED HELP WITH YOUR ELECTRIC BILL?

KENTUCKY community Action PARTNERSHIPS


First-come, first-served low-income assistance now available.

Apply now. New LIHEAP spring enrollment deadline is June 30.

👍❤️ 10 1 Comment 43 Shares

👍 Like 💬 Comment ➦ Share

Grayson Rural Electric
June 4 · 🌐



One thing that is certain in uncertain times – **OUR COMMITMENT** to you and the local communities we serve.

👍 11 5 Shares

👍 Like 💬 Comment ➦ Share

Grayson Rural Electric
June 12 · 🌐

Christine Dupuy and 4 others · 2 Shares

Like Comment Share

Grayson Rural Electric
June 17 · 🌐

Christine Dupuy and 2 others · 1 Share

Like Comment Share

Write a comment...

Grayson Rural Electric
June 15 · 🌐

Call today and we would be happy to tell you about our PrePay program.

Christine Dupuy and 3 others · 4 Shares

Like Comment Share Post a GIF

Write a comment...

Grayson Rural Electric
July 20 · 🌐

MAIL DELAY

We have been notified that several members have not received their July bill. We are sorry for the inconvenience. Please call our office and we would be happy to tell you the amount due on your bill or email another copy of the July billing statement. We will continue to work to correct this issue.

Grayson Rural Electric
July 21 · 🌐

For our members in the area of Leon Substation.



NOTICE:
Planned Power Outage


When: Wed., July 22, 2020
Where: Leon Substation
Time: 9:00 a.m.
Length: App. 2 hrs.

(including Fultz, Fourmile over to Aden road.)

👍👍 8 20 Comments 18 Shares

Grayson Rural Electric
August 14 · 🌐

Be prepared for higher than normal electric bills due to the summer temperatures. Learn how to save at www.togetherwesaveKY.com



*it's
hot
out
there!*

Grayson Rural Electric
August 24 · 🌐



NOTICE

Planned Power Outage
8/25/2020

Beginning at approximately
9 a.m. and lasting 4 hours.

Areas affected: Fultz Rd, Fourmile Rd, Aden Rd, US 60 west at Gregoryville to Adkins Loop



Grayson Rural Electric

September 9 at 6:00 AM · 🌐



Did you know that 9 out of 10 U.S. homes are under-insulated? Seal air leaks and add insulation to improve energy efficiency and comfort in your home. Learn more on ways to save at www.togetherwesaveKY.com



9 OUT OF 10 HOMES ARE UNDER-INSULATED



Grayson Rural Electric

September 14 at 8:32 AM · 🌐



Don't miss out! Call today.


APPLY NOW!

NEED HELP WITH YOUR ELECTRIC BILL?

FIRST-COME, FIRST-SERVED LOW-INCOME ASSISTANCE IS STILL AVAILABLE.

FUNDS ARE STILL AVAILABLE!

Call your local Community Action office today!



Grayson Rural Electric

September 15 at 9:42 AM · 🌐



Q. What's the fuel adjustment clause?

A. It recovers a portion of the cost of coal and natural gas needed to run power plants, and costs to buy power from other utilities.

Q. Does the fuel adjustment change with the price of gas?

A. It has nothing to do with the cost of gasoline. The fuel charge recovers a portion of the costs incurred by our power supplier for coal and natural gas to operate its electric plants, and their costs to buy power from other utilities.... [See More](#)



What is the Fuel Adjustment Clause?

Exhibit E

 Grayson Rural Electric updated their cover photo. June 29 · 🌐 ⋮

May 29, 2020 Board Briefs

- Sales for the month of March were 17.38% under budget while Purchases were 15.68% under budget. Year-to-date both sales and purchases are under budget.
- No lost time accidents were reported for April, 2020.
- Heard a report concerning Management Audit Action Plans with II R-4 completed.
- Approved 106 new memberships and retired 42 existing memberships for April 2020.

 1

 Like  Comment  Share 

 Grayson Rural Electric updated their cover photo. August 6 · 🌐 ⋮

June 26, 2020 Board Briefs

- Approval of 91 new memberships and retirement of 45 existing membership for May 2020
- Right-of-way crews trimmed 889 trees, cut 1,080 trees, cut 9,761 feet of brush and sprayed 80 spans of line
- No lost time accidents for the month of May and our employees have worked 344,725.5 hours without a lost time accident
- Paid seven (7) capital credit accounts in the amount of \$8,411.36

 3



Grayson Rural Electric updated their cover photo.

August 14 · 🌐



JULY 24, 2020 BOARD BRIEFS

- Approval of 95 new memberships and retirement of 53 existing memberships.
- No lost time accidents for the month of May and our employees have worked 344,725.5 hours without a lost time accident
- Commitment to set safety goals to eliminate all employee electrical contacts
- Financial report compared to May 2019, sales were down 1.41% and purchases were up 1.43%.



Grayson Rural Electric updated their cover photo.

23h · 🌐



SEPTEMBER 2020 BOARD BRIEFS

- approved 93 new memberships and retired 84 existing memberships
- Grayson RECC employees have worked 363,401.5 hours without a lost-time accident
- Metering upgrade is nearly complete



	NRECA - High Deductible PPO - Plan 1		KREC - HDHP		KREC - PPO	
	Current		Alternate 1		Alternate 2	
Deductible						
Single / Family	\$3,000 / \$6,000		\$1,500 / \$3,000		\$600 / \$1,800	
Co-insurance						
In-Network	0%		10%		10%	
Out of Pocket Maximum <i>(Includes deductible & copays)</i>						
Single / Family	\$3,000 / \$6,000		\$3,500 / \$7,000		\$7,150 / \$14,300	
Physicians Services						
Primary Physician Office Visit	0% after deductible		10% after deductible		\$30 Copay	
Specialist Office Visit	0% after deductible		10% after deductible		\$30 Copay	
Preventive Services	No charge		No charge		No charge	
Hospital Services						
Inpatient Care	0% after deductible		10% after deductible		10% after deductible	
Outpatient Care	0% after deductible		10% after deductible		10% after deductible	
Emergency Room <i>(Copay waived if admitted)</i>	0% after deductible		10% after deductible		\$100 Copay	
Prescription Drugs						
Level I	0% after deductible		10% after deductible		\$15 Copay	
Level II	0% after deductible		10% after deductible		\$30 Copay	
Level III	0% after deductible		10% after deductible		\$60 Copay	
Level IV	0% after deductible		10% after deductible		20% to \$100	
RX Deductible	n/a		n/a		n/a	
RX Annual Out-of-Pocket	n/a		n/a		n/a	
Single Employee + Spouse	3	\$ 874.97 \$ 2,624.91	3	\$ 432.93 \$ 1,298.79	3	\$ 479.97 \$ 1,439.91
Family	38	\$ 1,712.93 \$ 65,091.34	23	\$ 1,406.14 \$ 32,341.22	23	\$ 1,564.94 \$ 35,993.62
		\$ 67,716.25		\$ 48,995.36		\$ 54,533.68
		\$812,595.00		\$587,944.32		\$ 654,404.16
			\$18,720.89	\$224,650.68	\$13,182.57	\$ 158,190.84

10% Penalty											
Single	3	\$ 874.97	\$ 2,624.91	3	\$ 476.22	\$ 1,428.67	3	\$ 527.97	\$ 1,583.90		
Employee + Spouse				15	\$ 1,126.06	\$ 16,890.89	15	\$ 1,254.01	\$ 18,810.17		
Family	38	\$ 1,712.93	\$ 65,091.34	23	\$ 1,546.75	\$ 35,575.34	23	\$ 1,721.43	\$ 39,592.98		
			\$ 67,716.25			\$ 53,894.90			\$ 59,987.05		
			\$ 812,595.00			\$ 646,738.75			\$ 719,844.58		
					\$ 13,821.35	\$ 165,856.25		\$ 7,729.20	\$ 92,750.42		
20% Penalty											
Single	3	\$ 874.97	\$ 2,624.91	3	\$ 519.52	\$ 1,558.55	3	\$ 575.96	\$ 1,727.89		
Employee + Spouse				15	\$ 1,228.43	\$ 18,426.42	15	\$ 1,368.01	\$ 20,520.18		
Family	38	\$ 1,712.93	\$ 65,091.34	23	\$ 1,687.37	\$ 38,809.46	23	\$ 1,877.93	\$ 43,192.34		
			\$ 67,716.25			\$ 58,794.43			\$ 65,440.42		
			\$ 812,595.00			\$ 705,533.18			\$ 785,284.99		
					\$ 8,921.82	\$ 107,061.82		\$ 2,275.83	\$ 27,310.01		
30% Penalty											
Single	3	\$ 874.97	\$ 2,624.91	3	\$ 562.81	\$ 1,688.43	3	\$ 623.96	\$ 1,871.88		
Employee + Spouse				15	\$ 1,330.80	\$ 19,961.96	15	\$ 1,482.01	\$ 22,230.20		
Family	38	\$ 1,712.93	\$ 65,091.34	23	\$ 1,827.98	\$ 42,043.59	23	\$ 2,034.42	\$ 46,791.71		
			\$ 67,716.25			\$ 63,693.97			\$ 70,893.78		
			\$ 812,595.00			\$ 764,327.62			\$ 850,725.41		
					\$ 4,022.28	\$ 48,267.38		\$ (3,177.53)	\$ (38,130.41)		

30% Penalty + Assessment											
Single	3	\$ 874.97	\$ 2,624.91	3	\$ 562.81	\$ 1,688.43	3	\$ 623.96	\$ 1,871.88		
Employee + Spouse				15	\$ 1,330.80	\$ 19,961.96	15	\$ 1,482.01	\$ 22,230.20		
Family	38	\$ 1,712.93	\$ 65,091.34	23	\$ 1,827.98	\$ 42,043.59	23	\$ 2,034.42	\$ 46,791.71		
			\$ 67,716.25			\$ 63,693.97			\$ 70,893.78		
			\$ 812,595.00			\$ 764,327.62			\$ 850,725.41		
					\$ 4,022.28	\$ 48,267.38		\$ (3,177.53)	\$ (38,130.41)		
1 Month Assessment						\$ 63,693.97			\$ 70,893.78		
						\$ (15,426.58)			\$ (109,024.19)		

2020 (STORM)

	January	February	March	April	May	June	July	August	September	October	November	December
Margins	\$541,833.19	\$ 621,859.78	\$ 296,044.75	\$ (180,871.07)	\$ (489,061.07)	\$ (432,254.65)	\$ 438,473.33	\$278,265.87	\$101,610.87	\$ (99,572.13)	\$ (65,886.13)	\$169,211.43
Interest on LTD	\$ 87,828.81	\$ 95,932.81	\$ 95,544.01	\$ 53,449.52	\$ 71,044.11	\$ 70,946.43	\$ 70,837.81	\$117,083.32	\$117,083.32	\$ 117,083.32	\$117,083.32	\$117,083.48
Operating Margins	\$531,699.95	\$ 617,750.92	\$ 208,619.60	\$ (186,963.41)	\$ (486,900.81)	\$ (421,989.74)	\$ 433,181.54	\$267,980.50	\$ 91,325.50	\$ (109,857.50)	\$ (76,171.50)	\$158,925.50
Non EKPC Cap Credits	\$ -	\$ -	\$ 96,999.69	\$ -	\$ -	\$ -	\$ -	\$ 7,208.31	\$ 7,208.31	\$ 7,208.31	\$ 7,208.31	\$ 7,208.59
Depreciation Expense	\$330,246.69	\$ 328,554.98	\$ 329,078.39	\$ 329,831.97	\$ 331,307.56	\$ 331,486.95	\$ 332,202.93	\$328,644.74	\$328,644.74	\$ 328,644.74	\$328,644.74	\$328,644.86
Total Billed Debt Service												
Tier (1.25)												
<i>Month</i>	7.17	7.48	4.10	-2.38	-5.88	-5.09	7.19	3.38	1.87	0.15	0.44	2.45
<i>YTD</i>	7.17	7.33	6.23	4.84	2.96	1.75	2.46	2.62	2.51	2.20	2.00	2.04
<i>Rolling 12 Month</i>	2.90	3.26	3.30	3.47	3.31	3.16	3.20	3.11	2.89	2.92	2.87	2.04
<i>Projected Year End</i>	1.53	2.04	2.04	2.04	2.04	2.04	2.04	2.04	2.04	2.04	2.04	2.04
Operating Tier (1.1)												
<i>Month</i>	7.05	7.44	2.08	-2.50	-5.85	-4.95	7.12	3.16	1.73	0.12	0.39	2.28
<i>YTD</i>	7.05	7.26	4.61	3.73	2.37	1.46	2.08	2.26	2.18	1.93	1.76	1.81
<i>Rolling 12 Month</i>	1.87	2.17	2.20	2.30	2.12	1.95	1.96	1.88	1.74	1.78	1.74	1.81
<i>Projected Year End</i>	1.42	1.81	1.81	1.81	1.81	1.81	1.81	1.81	1.81	1.81	1.81	1.81

2020 (NO STORM)

	January	February	March	April	May	June	July	August	September	October	November	December
Margins	\$ 541,833.19	\$ 621,859.78	\$ 296,044.75	\$ (140,623.22)	\$ (489,061.07)	\$ (432,254.65)	\$ 438,473.33	\$ 318,513.72	\$ 141,858.72	\$ (59,324.28)	\$ (25,638.28)	\$ 209,460.08
Interest on LTD	\$ 87,828.81	\$ 95,932.81	\$ 95,544.01	\$ 53,449.52	\$ 71,044.11	\$ 70,946.43	\$ 70,837.81	\$ 117,083.32	\$ 117,083.32	\$ 117,083.32	\$ 117,083.32	\$ 117,083.48
Operating Margins	\$ 531,699.95	\$ 617,750.92	\$ 208,619.60	\$ (146,715.56)	\$ (486,900.81)	\$ (421,989.74)	\$ 433,181.54	\$ 308,228.35	\$ 131,573.35	\$ (69,609.65)	\$ (35,923.65)	\$ 199,174.15
Non EKPC Cap Credits	\$ -	\$ -	\$ 96,999.69	\$ -	\$ -	\$ -	\$ -	\$ 7,208.31	\$ 7,208.31	\$ 7,208.31	\$ 7,208.31	\$ 7,208.59
Depreciation Expense	\$ 330,246.69	\$ 328,554.98	\$ 329,078.39	\$ 329,831.97	\$ 331,307.56	\$ 331,486.95	\$ 332,202.93	\$ 328,644.74	\$ 328,644.74	\$ 328,644.74	\$ 328,644.74	\$ 328,644.86
Total Billed Debt Service												
Tier (1.25)												
<i>Month</i>	7.17	7.48	4.10	-1.63	-5.88	-5.09	7.19	3.72	2.21	0.49	0.78	2.79
<i>YTD</i>	7.17	7.33	6.23	4.96	3.06	1.84	2.53	2.74	2.66	2.38	2.20	2.26
<i>Rolling 12 Month</i>	2.90	3.26	3.30	3.50	3.35	3.19	3.24	3.18	3.00	3.07	3.05	2.26
<i>Projected Year End</i>	1.85	2.26	2.26	2.26	2.26	2.26	2.26	2.26	2.26	2.26	2.26	2.26
Operating Tier (1.1)												
<i>Month</i>	7.05	7.44	2.08	-1.74	-5.85	-4.95	7.12	3.48	2.06	0.44	0.71	2.60
<i>YTD</i>	7.05	7.26	4.61	3.82	2.45	1.53	2.14	2.36	2.32	2.09	1.94	2.00
<i>Rolling 12 Month</i>	1.87	2.17	2.20	2.33	2.15	1.99	1.99	1.95	1.84	1.91	1.90	2.00
<i>Projected Year End</i>	1.72	2.00	2.00	2.00	2.00	2.00	2.00	2.00	2.00	2.00	2.00	2.00

2020 (COVID-19)

	January	February	March	April	May	June	July	August	September	October	November	December
Margins	\$541,833.19	\$ 621,859.78	\$ 296,044.75	\$ (180,871.07)	\$(489,061.07)	\$ (432,254.65)	\$ 438,473.33	\$238,147.87	\$ 61,492.87	\$(139,690.13)	\$ (106,004.13)	\$129,093.43
Interest on LTD	\$ 87,828.81	\$ 95,932.81	\$ 95,544.01	\$ 53,449.52	\$ 71,044.11	\$ 70,946.43	\$ 70,837.81	\$117,083.32	\$117,083.32	\$ 117,083.32	\$ 117,083.32	\$117,083.48
Operating Margins	\$531,699.95	\$ 617,750.92	\$ 208,619.60	\$ (186,963.41)	\$(486,900.81)	\$ (421,989.74)	\$ 433,181.54	\$267,980.50	\$ 91,325.50	\$(109,857.50)	\$ (76,171.50)	\$158,925.50
Non EKPC Cap Credits	\$ -	\$ -	\$ 96,999.69	\$ -	\$ -	\$ -	\$ -	\$ 7,208.31	\$ 7,208.31	\$ 7,208.31	\$ 7,208.31	\$ 7,208.59
Depreciation Expense	\$330,246.69	\$ 328,554.98	\$ 329,078.39	\$ 329,831.97	\$ 331,307.56	\$ 331,486.95	\$ 332,202.93	\$328,644.74	\$328,644.74	\$ 328,644.74	\$ 328,644.74	\$328,644.86
Total Billed Debt Service												
Tier												
<i>Month</i>	7.17	7.48	4.10	-2.38	-5.88	-5.09	7.19	3.03	1.53	-0.19	0.09	2.10
<i>YTD</i>	7.17	7.33	6.23	4.84	2.96	1.75	2.46	2.56	2.41	2.07	1.84	1.87
<i>Rolling 12 Month</i>	2.90	3.26	3.30	3.47	3.31	3.16	3.20	3.07	2.82	2.81	2.72	1.87
<i>Projected Year End</i>	1.53	1.87	1.87	1.87	1.87	1.87	1.87	1.87	1.87	1.87	1.87	1.87
Operating Tier												
<i>Month</i>	7.05	7.44	2.08	-2.50	-5.85	-4.95	7.12	3.16	1.73	0.12	0.39	2.28
<i>YTD</i>	1.93	1.93	1.89	1.87	1.78	1.63	1.73	1.74	1.73	1.69	1.66	1.66
<i>Rolling 12 Month</i>	1.78	1.80	1.81	1.82	1.80	1.78	1.78	1.76	1.74	1.73	1.72	1.66
<i>Projected Year End</i>	1.42	1.67	1.67	1.67	1.67	1.67	1.67	1.67	1.67	1.67	1.67	1.67

**Late Fee Removal* \$ 40,118.00
Through end of Year

\$ 1,299,766	Age 62 Retirement			
Avg Age 51	2.0	1.8	1.7	1.5
	26.38	23.74	22.43	19.79
001	\$ 342,878.27	\$ 308,564.45	\$ 291,537.51	\$ 257,223.69

				Age 65 Retirement			
				2.0	1.8	1.7	1.5
				20.68	18.6	17.57	15.51
				\$ 268,791.61	\$ 241,756.48	\$ 228,368.89	\$ 201,593.71

\$ 1,590,579	Age 62 Retirement			
Avg Age 46	2.0	1.8	1.7	1.5
	24.85	22.37	21.13	18.64
001	\$ 395,258.88	\$ 355,812.52	\$ 336,089.34	\$ 296,483.93

				Age 65 Retirement			
				2.0	1.8	1.7	1.5
				19.48	17.53	16.56	14.61
				\$ 309,844.79	\$ 278,828.50	\$ 263,399.88	\$ 232,383.59

\$ 2,890,345	\$ 738,137.15	\$ 664,376.97	\$ 627,626.86	\$ 553,707.62
		\$ 73,760.18	\$ 110,510.30	\$ 184,429.54

\$ 578,636.40	\$ 520,584.97	\$ 491,768.77	\$ 433,977.30
\$ 159,500.75	\$ 217,552.18	\$ 246,368.38	\$ 304,159.85

\$ 1,014,487	Age 62 Retirement			
Avg Age 51	2.0	1.8	1.7	1.5
001	26.38	23.74	22.43	19.79
	\$ 267,621.67	\$ 240,839.21	\$ 227,549.43	\$ 200,766.98

	Age 65 Retirement			
	2.0	1.8	1.7	1.5
	20.68	18.6	17.57	15.51
	\$ 209,795.91	\$ 188,694.58	\$ 178,245.37	\$ 157,346.93

Retired Name X	X	X	X
Retired Salary	\$143,984.00	\$39,104.00	\$38,106.00
			\$64,085.00
			285,279.00

\$ 1,590,579	Age 62 Retirement			
Avg Age 46	2.0	1.8	1.7	1.5
001	24.85	22.37	21.13	18.64
	\$ 395,258.88	\$ 355,812.52	\$ 336,089.34	\$ 296,483.93

	Age 65 Retirement			
	2.0	1.8	1.7	1.5
	19.48	17.53	16.56	14.61
	\$ 309,844.79	\$ 278,828.50	\$ 263,399.88	\$ 232,383.59

Retired Name X	X
Retired Salary	\$ 78,229.00
	\$74,610.00

Not included in savings, due to being covered under union contract

\$ 2,605,066 \$ 662,880.55 \$ 596,651.74 \$ 563,638.78 \$ 497,250.90

\$ 519,640.70 \$ 467,523.08 \$ 441,645.25 \$ 389,730.53

\$ 285,279	Age 62 Retirement			
Avg Age 40	2.0	1.8	1.7	1.5
New Hires	22.02	19.82	18.72	16.52
	\$ 62,818.44	\$ 56,542.30	\$ 53,404.23	\$ 47,128.09

	Age 65 Retirement			
	2.0	1.8	1.7	1.5
	17.26	15.53	14.67	12.95
	\$ 49,239.16	\$ 44,303.83	\$ 41,850.43	\$ 36,943.63

\$ 2,890,345	\$ 738,137			
	\$ 725,699	\$ 719,423	\$ 716,285	\$ 710,009
Savings	\$ 12,438	\$ 18,714	\$ 21,852	\$ 28,128

	\$ 712,120	\$ 707,184	\$ 704,731	\$ 699,824
	\$ 26,017	\$ 30,953	\$ 33,406	\$ 38,313

Grayson Rural Electric Disaster Recovery

Purpose:

This plan was designed to guide Grayson Rural Electric Cooperative Corporation (GRECC) through a disaster recovery effort of specifically identified organization functions. At the onset of an emergency condition, GRECC employees and resources will respond quickly to any condition, which could impact GRECC's ability to perform its critical organization functions. The procedures contained within have been designed to coordinate with the Emergency Response Plan to provide clear and essential directions to recover from varying degrees of organization interruptions and disasters.

Plan Assumptions:

GRECC's *Disaster Recovery Plan* was developed under certain assumptions in order for the plan to address a broad spectrum of disaster scenarios. These assumptions are:

- GRECC's recovery efforts is based on the premise that any resources required for the restoration of critical organization functions will reside outside of the primary facility.
- Any vital records required for recovery can be either retrieved or recreated from an off-site location and moved to the recovery facility within 48 to 72 hours.

Types of Disasters:

In our demographics, these are the most common disasters that could occur.

1. Fire
2. Tornado
3. Cyber Attack
4. Earthquake

Recovery Time:

Recovery Area:	Primary Strategy:	
Office Space		
Phone System	Mobilization Time: (72)	CRC will backup calls
Rebuild Network*	Mobilization Time: (48)	NetGain
Server Recovery	Mobilization Time: (48)	NetGain, SEDC
Desktop Recovery	Mobilization Time: (48)	NetGain
Bring back Office Personnel	Mobilization Time: (48)	

*Minimal functionality

Applications	Mobilization Time: (48 to 72)	
--------------	---------------------------------	--

Locations:

If a disaster would occur on our main office building and our warehouse/garage area were spared. We would use this location for our day-to-day business.

If a disaster would completely disable both buildings at our main office, we would use one of the three options.

1. Elliott County High School – Southern Portion of territory
2. Rattlesnake Ridge Water District Main office – Central Portion of Territory
3. ACTC building at the Industrial Park Way. – Norther Portion of Territory

Employees:

Damage Assessment – Bradley, Mike Martin, Kyle, Brian

IT Assessment- Brian, Robert, Bradley

Steps:	Instruction:
1: Assess the damage.	GRECC will need to access the damage of the building.
2. Determine length of outage.	Review written and verbal damage assessment reports from facilities and civil authorities and then estimate the amount of time the facility will be uninhabitable.
3: Activate alternate facilities.	If the warehouse is not effected by the disaster then we will move to that location. If both building are effected, we will contact Elliott County Schools for assistance with a temporary facility. (Internet available). We will confirm their availability and alert them of estimated arrival time.
4: Contact servers-as-a-service vendors	GRECC will need to contact SAAS Vendors to re-establish service to facility agreed on.
5: Establish situation desk.	Establish a dedicated line with operator to field all incoming calls. Announce command center phone number to all recovery participants.
6: Create technology-shopping list.	Once the technology requirements of the effected department(s) are known, create a requirements list for the IT support staff.
7: Contact vendors.	Using the vendor contacts or local sources.
8: Retrieve electronic/hardcopy vital records,	Retrieve vital records from NetGain and SEDC. Have vital records shipped and staged at the alternate facility.

**Overtime Hours
2018**

	Target per Month	JAN	FEB	MAR	APR	MAY	JUN	JUL	AUG	SEP	OCT	NOV	DEC	Total
OFFICE	20	7	11	2	9	9	8	13	9	4	15	0	12	<u>99</u>
CONSTRUCTION	42	0	0	0	0	0	0	0	0	0	0	0	0	<u>0</u>
ENGINEERING	0	4	0	2	0	11	2	28	0	0	13	0	7	<u>67</u>
MAINTENANCE	350	327	370	676	408	572	561	882	496	466	666	416	308	<u>6148</u>
	<u>412</u>	<u>338</u>	<u>381</u>	<u>680</u>	<u>417</u>	<u>592</u>	<u>571</u>	<u>923</u>	<u>505</u>	<u>470</u>	<u>694</u>	<u>416</u>	<u>327</u>	<u>6314</u>
									4877					

**Overtime Hours
2019**

	Target per Month	JAN	FEB	MAR	APR	MAY	JUN	JUL	AUG	SEP	OCT	NOV	DEC	Total
OFFICE	20	0	0	0	1	7	8	1	4	0	12	19	5	<u>57</u>
CONSTRUCTION	42	0	0	0	0	0	0	0	0	0	0	0	0	<u>0</u>
ENGINEERING	0	5	17	0	5	3	13	6	0	4	0	0	0	<u>53</u>
MAINTENANCE	350	273	599	353	239	679	732	477	344	203	551	475	413	<u>5338</u>
	<u>412</u>	<u>278</u>	<u>616</u>	<u>353</u>	<u>245</u>	<u>689</u>	<u>753</u>	<u>484</u>	<u>348</u>	<u>207</u>	<u>563</u>	<u>494</u>	<u>418</u>	<u>5448</u>
									3973					

**Overtime Hours
2020**

	Target per Month	JAN	FEB	MAR	APR	MAY	JUN	JUL	AUG	SEP	OCT	NOV	DEC	Total	Budget
OFFICE	20	14	9	3	5	3	1	0	4	2				<u>41</u>	180
CONSTRUCTION	42	0	0	0	0	0	0	0	0	0				<u>0</u>	378
ENGINEERING	0	0	0	0	0	0	0	0	0	0				<u>0</u>	0
MAINTENANCE	350	400	159	327	638	299	479	336	284	349				<u>3271</u>	3150
	<u>412</u>	<u>414</u>	<u>168</u>	<u>330</u>	<u>643</u>	<u>302</u>	<u>480</u>	<u>336</u>	<u>288</u>	<u>351</u>	<u>0</u>	<u>0</u>	<u>0</u>	<u>3312</u>	3708

2018

	Per Diem/Stipend	Mileage	Insurance	Other	Total
Arrington	\$ 4,800.00	\$ 795.70	\$ 7,657.44	\$ 997.99	\$ 14,251.13
Bentley	\$ 5,100.00	\$ 443.09	\$ 7,664.52	\$ 1,754.49	\$ 14,962.10
Dupuy	\$ 9,000.00	\$ 2,102.62	\$ 7,659.96	\$ 6,745.29	\$ 25,507.87
Martin	\$ 5,400.00	\$ 467.61	\$ 7,664.52	\$ 2,469.59	\$ 16,001.72
Trent	\$ 9,900.00	\$ 2,286.82	\$ 7,657.44	\$ 6,800.78	\$ 26,645.04
Whitt	\$ 12,300.00	\$ 3,910.92	\$ 7,664.52	\$ 9,474.03	\$ 33,349.47
	\$ 46,500.00	\$ 10,006.76	\$ 45,968.40	\$ 28,242.17	\$ 130,717.33

2019

	Per Diem/Stipend	Mileage	Insurance	Other	Total
Arrington	\$ 7,950.00	\$ 939.60	\$ 4,469.29	\$ 1,296.91	\$ 14,655.80
Bentley	\$ 7,350.00	\$ 24.36	\$ 4,476.37	\$ 456.32	\$ 12,307.05
Dupuy	\$ 10,850.00	\$ 2,348.42	\$ 4,471.81	\$ 4,027.98	\$ 21,698.21
Martin	\$ 7,850.00	\$ 259.26	\$ 4,476.37	\$ 469.88	\$ 13,055.51
Trent	\$ 10,250.00	\$ 1,637.92	\$ 4,189.90	\$ 4,767.75	\$ 20,845.57
Whitt	\$ 9,750.00	\$ 1,725.28	\$ 4,476.37	\$ 2,620.25	\$ 18,571.90
	\$ 54,000.00	\$ 6,934.84	\$ 26,560.11	\$ 13,639.09	\$ 101,134.04

2020

	Per Diem/Stipend	Mileage	Insurance	Other	Total	Budget YTD	
Arrington	\$ 8,800.00	\$ 750.38	\$ -	\$ 113.00	\$ 9,663.38	\$ 10,012.50	-3.49%
Bentley	\$ 8,800.00	\$ 57.50	\$ -	\$ 117.72	\$ 8,975.22	\$ 10,575.00	-15.13%
Dupuy	\$ 9,000.00	\$ 646.30	\$ -	\$ 102.63	\$ 9,748.93	\$ 13,631.25	-28.48%
Martin	\$ 8,600.00	\$ 147.20	\$ -	\$ 223.74	\$ 8,970.94	\$ 9,862.50	-9.04%
Trent	\$ 9,800.00	\$ 1,568.60	\$ -	\$ 1,506.62	\$ 12,875.22	\$ 13,162.50	-2.18%
Whitt	\$ 9,000.00	\$ 606.05	\$ -	\$ 277.42	\$ 9,883.47	\$ 15,750.00	-37.25%
	\$ 54,000.00	\$ 3,776.03	\$ -	\$ 2,341.13	\$ 60,117.16	\$ 72,993.75	-17.64%

2020 Budget Highlights

Work Plan Investment

New Line Extentions	638,582
Meters (new & Replacements)	52,000
Transformers (new & replacements)	703,826
Line Conversions	230,000
Misc Distribution Items	77,666
Pole Replacements	1,394,900
Security Lights	356,748
Coordination	532,000
RF Meter Upgrades	12,500
Service Drops	65,863
	<hr/>
	4,064,085

Line Conversion	331 - South Ruin	230,000
	Sectionalizers	100,000
	604-1 Grahn Road Line Regulators	72,000
	604-2 Schults Road Line Regulators	55,000
	604-3 AA Highway Line Regulator	55,000
Coordination	604-5 Christy Creek Line Regulator	16,000
	604-6 Cain Creek Line Regulator	62,000
	604-7 Pactolus Feeder 4 Regulator	62,000
	604-8 Route 2 Regulator	55,000
	604-9 Buzzard Roost Regulator	55,000
		<hr/>
		762,000

Vehicles

			Actual Cost	Priority
Maintenance Bucket	Richard	105,000	115,186	1
Construction Crew (Selling #)	Steven	59,000	November	1
Crew Cab Truck - Office	Multiple	39,000		2
		<hr/>		
		203,000		

Projects/Items for 2020

			Actual Cost	Priority
SEDC Medallion Training		2,500	-	3
Sophos Web Filtering		20,000	-	2
BGP-1 External IP		15,000		2
Disaster Recovery Equipment		20,000	-	2
Computers/Ipads		5,000	4,281	2
Miscellaneous (Hot Spots/UPS/keyboards)		2,500	1,129	2
Drones		3,200	-	3
IP Cameras		6,500		2
Alarm		850	580	1
Water Fountain		1,100	-	2
Parking Lot		125,000	-	2
Automate Gates over Hill		35,000	-	2
Long Range Work Plan		30,000	-	1
Copier - CEO		5,000	-	3
Copier - Member Services		11,000	-	2
Desk Elevator				
Vebridge - Scanning		2,000	-	2
Ice Machine		400	-	3
Pole Testing		15,000	-	2
		<hr/>		
		300,050	5,990	

Delayed to 2021