



CITY OF DRAKESBORO

P.O. Box 129 • Mose Rager Blvd. • Drakesboro, KY 42337
270-476-8986
(888) 662-2406 (Voice/TTY); (866) 557-5762 (Español)

11:00

Drakesboro Work Order

Work Order #: 101422

Date: 10/14/22 Time: _____ Gas Water WW Acct #: 10-04551-001

Name: Jeff Newman Mobile Number: 270-977-3101

Address: 45 Tiger

Work to be Done:

New Meter# 19013969 New Reading _____

Turn on & Read 2888 Old Reading 5/18/22 2888

Read and Lock _____ Set Meter and Lock _____

Reading Only _____ Locate Line (See Below)

Read and Lock (Nonpayment) _____ Get Meter
Number _____

Check Pressure _____ Flush Line _____ Check & Leak _____

Unlock Only and Read (Do Not Turn On) _____

Special Instructions Turn back on for the winter

COMPLETED
By: AP Date: 10/14/22

Work Done:

Flushed: Yes No GPM: _____ How Long: _____ Water Logs: _____

Water Leak: Yes No GPM: _____ How Long: _____ Water Logs: _____

Parts Used to Complete Job:

Comments:

Work Completed By: _____ Date Completed: _____

Time Started: _____ Time Ended: _____

Customer signature Jeff Newman date _____

Equal Opportunity Employer and Service Provider

The employees of Drakesboro are not trained HVAC personnel. Lighting of pilots are a courtesy and the City can not be held liable.

Meter Turn On and Turn Off Form - 1201

City/Company:

Information

Turn On Turn Off

Date:

Time:

Address:

Meter Number:

Meter Reading:

Reason for Turn Off/On?

Was the Meter Valve Locked? Yes No

Additional Remarks:

Completed By:



CITY OF DRAKESBORO

P.O. Box 129 • Mose Rager Blvd. • Drakesboro, KY 42337
270-476-8986
(888) 662-2406 (Voice/TTY); (866) 557-5762 (Español)

Drakesboro Work Order

Work Order #: 101322

Date: 10/13/22 Time: 2:22 Gas Water WW Acct #: _____

Name: Dean, Melissa Mobile Number: _____

Address: 304 Christian St.

Work to be Done:

New Meter# _____ New Reading _____

Turn on & Read _____ Old Reading _____

Read and Lock _____ Set Meter and Lock _____

Reading Only _____ Locate Line _____ (See Below)

Read and Lock (Nonpayment) _____ Get Meter
Number _____

Check Pressure _____ Flush Line _____ Check & Leak _____

Unlock Only and Read (Do Not Turn On) _____

Special Instructions Smells gas on the inside - will be there
in 20 minutes.

Work Done:

Flushed: Yes No GPM: _____ How Long: _____ Water Logs: _____

Water Leak: Yes No GPM: _____ How Long: _____ Water Logs: _____

Parts Used to Complete Job: _____

Comments: Leaks found meter shut off and locked

Work Completed By: B. Jones Date Completed: 10-14-2022

Time Started: _____ Time Ended: _____

Customer signature _____ date _____

Equal Opportunity Employer and Service Provider

The employees of Drakesboro are not trained HVAC personnel. Lighting of pilots are a courtesy and the City can not be held liable.

Telephonic Report of Customer Leak-201

City/Company:

Customer Leak Information

Time Call Received: Date:

Name of Caller: Caller's Phone Number:

Name of Customer if not Caller:

Address of Leak:

Nature of Leak:

Is the Gas Odor or Sound Inside the House? Yes No

If Yes, Where is it located?

Is the Gas Odor or Sound Outside the House? Yes No

If Yes, Where is it located?

How Long Have You Been Smelling or Hearing the Gas?

Will Someone Be Home For Us to Check the Leak? Yes No

Was the Caller Told to Evacuate the Structure? Yes No

Leak Response Information

Time Investigator Dispatched: Date:

Name of Investigator:

Time Investigator Arrived at Scene: % LEL in Air at Entry of Structure: % LEL

Was Evacuation Required due to %Gas in Air Reading Exceeding 20% LEL ? Yes No

Action Taken:

Time Investigator Completion at Scene:

Grade of Leak:

Additional Follow-up Required? Yes No

Was Shut-in Test Performed Prior to leaving meter turned on? Yes No

If Yes, What Type of Follow-up?

Additional Remarks:

Serial Number of CGI Used:

Investigator Signature:

Supervisor Checklist Information

Was the leak response time reviewed? Yes No

Were the emergency procedures followed? Yes No

Did the response time exceed 1 Hour? Yes No

Supervisor Signature:



Meter Turn On and Turn Off Form - 1201

City/Company: Drakesboro Gas Company

Information

Turn On Turn Off

Date: Oct 13, 2022

Time: 02:40

Address:
304 Christian Street Drakesboro KY

Meter Number: 10/14/22 meter number-486412


Meter Reading: 10/14/22 reading-3153

Reason for Turn Off/On? Leaks on customer piping inside residence

Was the Meter Valve Locked? Yes No

Additional Remarks:
Leaks found in residence meter shut off and locked until repairs can be made and pressure test done

Completed By: Brian Jones



3:00 pm
Today

CITY OF DRAKESBORO

P.O. Box 129 • Mose Rager Blvd. • Drakesboro, KY 42337
270-476-8986
(888) 662-2406 (Voice/TTY); (866) 557-5762 (Español)

Drakesboro Work Order Work Order #: _____

Date: 10/13/22 Time: _____ Gas Water WW Acct #: 50-78430-4
Name: Kandria & Nolan Davis Mobile Number: (270) 408-0786
Address: 3010 State Rt. 70 E

Work to be Done:

- New Meter# 19M215029 New Reading _____
- Turn on & Read 1015 Old Reading 1015
- Read and Lock _____ Set Meter and Lock _____
- Reading Only _____ Locate Line _____
- Read and Lock (Nonpayment) _____ Get Meter _____
- Number _____
- Check Pressure _____ Flush Line _____ Check & Leak _____
- Unlock Only and Read (Do Not Turn On) _____
- Special Instructions New Customer.

COMPLETED
(See Below)
By: AP Date: 10/14/22

Work Done:

Flushed: Yes No GPM: _____ How Long: _____ Water Logs: _____
Water Leak: Yes No GPM: _____ How Long: _____ Water Logs: _____

Parts Used to Complete Job: _____

Comments: Meter unlocked turned on furnace fired off working properly checked line in basement with cgi found no leaks

Work Completed By: BA & BJ Date Completed: 10-13-2022

Time Started: _____ Time Ended: 3:40

Customer signature x Kandria Davis date _____

Equal Opportunity Employer and Service Provider

The employees of Drakesboro are not trained HVAC personnel. Lighting of pilots are a courtesy and the City can not be held liable.

Meter Turn On and Turn Off Form - 1201

City/Company:

Information

Turn On Turn Off

Date:

Time:

Address:

Meter Number:

Meter Reading:

Reason for Turn Off/On?

Was the Meter Valve Locked? Yes No

Additional Remarks:

Completed By:



CITY OF DRAKESBORO

P.O. Box 129 • Mose Rager Blvd. • Drakesboro, KY 42337
270-476-8986
(888) 662 - 2406 (Voice/TTY); (866) 557 - 5762 (Español)

Drakesboro Work Order

Work Order #: _____

Date: 10-13-22 Time: _____ Gas Water WW Acct #: 16-00510-001

Name: Drakesboro Gas Purchase Point Mobile Number: ~~10700510000~~

Address: Horse Shoe Loop

Work to be Done:

New Meter# _____ New Reading _____

Turn on & Read _____ Old Reading _____

Read and Lock _____ Set Meter and Lock _____

Reading Only _____ Locate Line _____

Read and Lock (Nonpayment) _____ Get Meter _____
Number _____

Check Pressure _____ Flush Line _____ Check & Leak _____

Unlock Only and Read (Do Not Turn On) _____

Special Instructions _____

COMPLETED

By: AP Date: 10/13/22
(See Below)

Work Done:

Flushed: Yes No GPM: _____ How Long: _____ Water Logs: _____

Water Leak: Yes No GPM: _____ How Long: _____ Water Logs: _____

Parts Used to Complete Job: _____

Comments: Hesters lit and operating properly at purchase point

Work Completed By: BA + BJ Date Completed: 10-13-22

Time Started: _____ Time Ended: _____


Customer signature _____ date _____

Equal Opportunity Employer and Service Provider

The employees of Drakesboro are not trained HVAC personnel. Lighting of pilots are a courtesy and the City can not be held liable.

Turn on Oct. 10/11/22

CITY OF DRAKESBORO



8am P.O. Box 129 • Mose Rager Blvd. • Drakesboro, KY 42337
270-476-8986
(888) 662-2406 (Voice/TTY); (866) 557-5762 (Español)

Drakesboro Work Order Work Order #: _____

Date: 10/31/22 Time: _____ Gas Water WW Acct #: 40-56640-004
Name: Freedom Ministry Mobile Number: 270-543-1429
Address: 100 Mine St.

Work to be Done:

New Meter# 20P273487 New Reading _____
Turn on & Read 845 Old Reading 844
Read and Lock _____ Set Meter and Lock
Reading Only _____ Locate Line (See Below)
Read and Lock (Nonpayment) _____ Get Meter
Number _____
Check Pressure _____ Flush Line _____ Check & Leak _____
Unlock Only and Read (Do Not Turn On) _____

COMPLETED
BY AP Date: 10/11/22

Special Instructions Turn gas on by Oct 10/11/22 @ 8am. Turn on gas 10/11/22 @ 8am.

Work Done:

Flushed: Yes No GPM: _____ How Long: _____ Water Logs: _____
Water Leak: Yes No GPM: _____ How Long: _____ Water Logs: _____

Parts Used to Complete Job:

Comments: Meter unlocked turned on gas furnace and stove 1.4 to ensure properly working

Work Completed By: BJ + BA Date Completed: 10-11-2022

Time Started: _____ Time Ended: _____

Customer signature Ronnie Brooks date _____

Equal Opportunity Employer and Service Provider

The employees of Drakesboro are not trained HVAC personnel. Lighting of pilots are a courtesy and the City can not be held liable.

Meter Turn On and Turn Off Form - 1201

City/Company: Drakesboro Gas Company

Information

Turn On Turn Off

Date: 10-11-2022

Time: 08:07 AM

Address: 100 Mine Street
Drakesboro Ky

Meter Number: 20P273487


Meter Reading: 845

Reason for Turn Off/On? Summer turn off turned on for winter

Was the Meter Valve Locked? Yes No

Additional Remarks: Gas stove and furnace only gas appliances

Completed By: B. Jones



CITY OF DRAKESBORO

P.O. Box 129 • Mose Rager Blvd. • Drakesboro, KY 42337
270-476-8986
(888) 662-2406 (Voice/TTY); (866) 557-5762 (Español)

Drakesboro Work Order Work Order #: _____

Date: 9/28/22 Time: _____ Gas Water WW Acct #: 10-0200-001

Name: Donella Poore Mobile Number: 270-

Address: 196 Lakeview Drive Beechmont Ky

Work to be Done:

- New Meter# _____ New Reading _____
- Turn on & Read _____ Old Reading 11418 1910
- Read and Lock _____ Set Meter and Lock _____
- Reading Only 11418 _____ Locate Line _____ (See Below)
- Read and Lock (Nonpayment) _____ Get Meter _____
- Number _____
- Check Pressure _____ Flush Line _____ Check & Leak _____
- Unlock Only and Read (Do Not Turn On) _____

Special Instructions House Sold, just final read - AP
Mailed deposits to address - 220 Lakeview dr.
Beechmont Ky 42323

Work Done:

- Flushed: Yes No GPM: _____ How Long: _____ Water Logs: _____
- Water Leak: Yes No GPM: _____ How Long: _____ Water Logs: _____

Parts Used to Complete Job: _____

Comments: _____

Work Completed By: B Jones Date Completed: 9-28-22

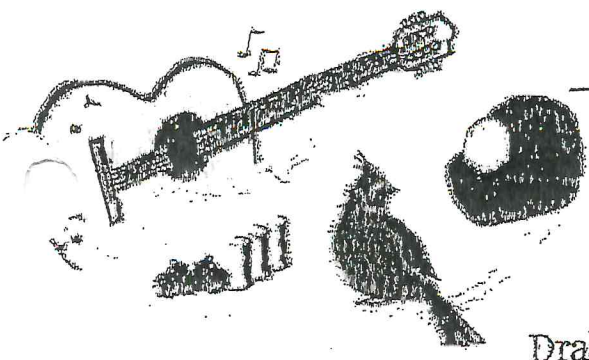
Time Started: _____ Time Ended: _____

Customer signature _____ date _____

Equal Opportunity Employer and Service Provider

The employees of Drakesboro are not trained HVAC personnel. Lighting of pilots are a courtesy and the City can not be held liable.

COMPLETED 9/28/22 9/28 Final bill
10/11/22 9/28 Final bill
1910 Deposit refund
request from Karen
Final bill
1-remainder of Dep.
pd final bill
270-848-0010



CITY OF DRAKESBORO

P.O. Box 129 • Mose Rager Blvd. • Drakesboro, KY 42337
270-476-8986
(888) 662-2406 (Voice/TTY); (866) 557-5762 (Español)

Drakesboro Work Order Work Order #: _____

Date: 10/6/22 Time: 12:57 Gas Water WW Acct #: 20-26530-002
Name: Logan Deidrick Mobile Number: 270-977-7694
Address: 148 Hazel Creek Rd. Beech Creek Ky 42321

Work to be Done:

New Meter# 485827 New Reading _____
Turn on & Read 7925 Old Reading 7925 (4/29/22)
Read and Lock _____ Set Meter and Lock _____
Reading Only _____ Locate Line (See Below)
Read and Lock (Nonpayment) _____ Get Meter _____
Number _____
Check Pressure _____ Flush Line _____
Unlock Only and Read (Do Not Turn On) _____
Special Instructions New Customer

✓ New Card
✓ Beginning
Account

COMPLETED

By: AP Date: 10/6/22
Check & Leak _____

Work Done:

Flushed: Yes No GPM: _____ How Long: _____ Water Logs: _____
Water Leak: Yes No GPM: _____ How Long: _____ Water Logs: _____

Parts Used to Complete Job:

Comments:

Work Completed By: B. Jones Date Completed: 10-6-22

Time Started: _____ Time Ended: _____

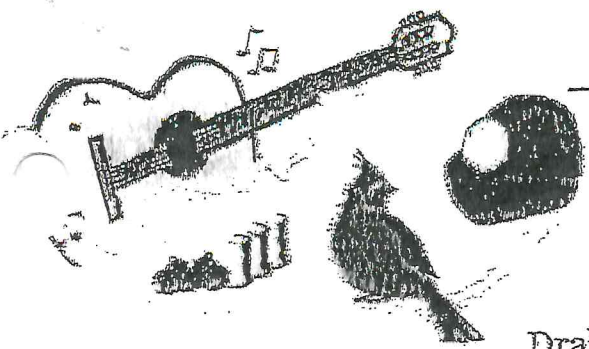
Customer signature _____ date _____

Equal Opportunity Employer and Service Provider

The employees of Drakesboro are not trained HVAC personnel. Lighting of pilots are a courtesy and the City can not be held liable.

CITY OF DRAKESBORO

P.O. Box 129 • Mose Rager Blvd. • Drakesboro, KY 42337
270-476-8986
(888) 662-2406 (Voice/TTY); (866) 557-5762 (Español)



Drakesboro Work Order

Work Order #: _____

Date: 10/6/22 Time: _____ Gas Water WW Acct #: 30-33320-4

Name: Jean Jenkins Mobile Number: (810) 724-0712

Address: 5303 St Rt 176

Work to be Done:

COMPLETED
BY: AP DATE: 10/6/22

New Meter# 181706 New Reading _____

Turn on & Read 1677 Old Reading 1677

Read and Lock _____ Set Meter and Lock _____

Reading Only _____ Locate Line (See Below) _____

Read and Lock (Nonpayment) _____ Get Meter _____
Number _____

Check Pressure _____ Flush Line _____ Check & Leak _____

Unlock Only and Read (Do Not Turn On) _____

Special Instructions Reconnect paid

Work Done:

Flushed: Yes No GPM: _____ How Long: _____ Water Logs: _____

Water Leak: Yes No GPM: _____ How Long: _____ Water Logs: _____

Parts Used to Complete Job: _____

Comments: Meter unlocked turned on customer advised they could light the ventless wall heater

Work Completed By: B. Jones Date Completed: 10-6-2022

Time Started: _____ Time Ended: _____

Customer signature _____ date _____

Equal Opportunity Employer and Service Provider

The employees of Drakesboro are not trained HVAC personnel. Lighting of pilots are a courtesy and the City can not be held liable.

Meter Turn On and Turn Off Form - 1201

City/Company:

Information

Turn On Turn Off

Date:

Time:

Address:

Meter Number:

Meter Reading:

Reason for Turn Off/On?

Was the Meter Valve Locked? Yes No

Additional Remarks:

Completed By:



CITY OF DRAKESBORO

P.O. Box 129 • Mose Rager Blvd. • Drakesboro, KY 42337
270-476-8986
(888) 662 - 2406 (Voice/TTY); (866) 557 - 5762 (Español)

Drakesboro Work Order

Work Order #: _____

Date: 10-5-22 Time: _____ Gas Water WW Acct #: 10-4100-4

Name: Daniel Summers Mobile Number: 270-731-9040

Address: 3510 Hwy 431 South

Work to be Done:

New Meter# 297516 New Reading 3209 **COMPLETED**

Turn on & Read _____ Old Reading 3208 By: AP Date: 10/4/22

Read and Lock _____ Set Meter and Lock

Reading Only _____ Locate Line (See Below) *Marked acct*

Read and Lock (Nonpayment) _____ Get Meter *Begin. ✓ AP*

Check Pressure _____ Flush Line _____ Check & Leak _____

Unlock Only and Read (Do Not Turn On) _____

Special Instructions _____

Work Done:

Flushed: Yes No GPM: _____ How Long: _____ Water Logs: _____

Water Leak: Yes No GPM: _____ How Long: _____ Water Logs: _____

Parts Used to Complete Job: _____

Comments: Meter unlocked, new furnace installed, lit hot water heater

Work Completed By: B. Jones Date Completed: 10-5-2022

Time Started: _____ Time Ended: _____

Customer signature _____ date _____

Equal Opportunity Employer and Service Provider

The employees of Drakesboro are not trained HVAC personnel. Lighting of pilots are a courtesy and the City can not be held liable.

Meter Turn On and Turn Off Form - 1201

City/Company:

Information

Turn On Turn Off

Date:

Time:

Address:

Meter Number:

Meter Reading:

Reason for Turn Off/On?


Was the Meter Valve Locked? Yes No

Additional Remarks:

Completed By:

CITY OF DRAKESBORO

P.O. Box 129 • Mose Rager Blvd. • Drakesboro, KY 42337
270-476-8986
(888) 662-2406 (Voice/TTY); (866) 557-5762 (Español)



Drakesboro Work Order

Work Order #: _____

Date: 9/30/22 Time: 1:15pm Gas Water WW Acct #: 10-04100-016

Name: Daniel Summers Mobile Number: 270-731-9040

Address: 3510 U.S. Hwy 431 S. Beechmont Ky 42323

Work to be Done:

= make new acct.

New Meter# 297516 New Reading 3209

Turn on & Read 3209 Old Reading 3208 (7/26/22)

Read and Lock _____ Set Meter and Lock _____

Reading Only _____ Locate Line (See Below) _____

Read and Lock (Nonpayment) _____ Get Meter _____

Number _____

Check Pressure _____ Flush Line _____ Check & Leak _____

Unlock Only and Read (Do Not Turn On) _____

Special Instructions New customer - turn on & read

COMPLETED
BY: AP Date: 10/5

Work Done:

Flushed: Yes No GPM: _____ How Long: _____ Water Logs: _____

Water Leak: Yes No GPM: _____ How Long: _____ Water Logs: _____

Parts Used to Complete Job: _____

Comments: Meter unlocked gas turned on, gas turned back off due to safety issues with gas furnace

Work Completed By: BA & BT Date Completed: 9-30-22

Time Started: _____ Time Ended: _____

Customer signature _____ date _____

Equal Opportunity Employer and Service Provider

The employees of Drakesboro are not trained HVAC personnel. Lighting of pilots are a courtesy and the City can not be held liable.

Meter Turn On and Turn Off Form - 1201

City/Company: Drakesboro Gas Company

Information

Turn On Turn Off

Date: 9-30-2022

Time: 02:15 pm

Address: 3510 Hwy 431 South
Beechmont Ky

Meter Number: 297516

Meter Reading: 3209

Reason for Turn Off/On? turned on issues with furnace turned back off
until repairs can be made

Was the Meter Valve Locked? Yes No

Additional Remarks:

Completed By: B. Jones

9/29/22 Thursday



8:00 Pressure Test

CITY OF DRAKESBORO

P.O. Box 129 • Mose Rager Blvd. • Drakesboro, KY 42337
270-476-8986
(888) 662 - 2406 (Voice/TTY); (866) 557 - 5762 (Español)

Drakesboro Work Order Work Order #:

Date: 9/24/22 Time: Gas Water WW Acct #: 20-30615-002
Name: Michelle Denton Mobile Number: 931-626-4418
Address: 150 Hill Haven Place Beechmont KY 42323

Work to be Done:

New Meter# 18104704 New Reading
Turn on & Read 0092 Old Reading 92(2/25/21)
Read and Lock Set Meter and Lock
Reading Only Locate Line
Read and Lock (Nonpayment) Get Meter
Number
Check Pressure Flush Line Check & Leak
Unlock Only and Read (Do Not Turn On)
Special Instructions Hasnt had gas since 2/25/21 New Customer

(See Below) COMPLETED
By: AP Date: 10/5/22

Acct started in beginning, AP

Work Done:

Flushed: [] Yes [] No GPM: How Long: Water Logs:
Water Leak: [] Yes [] No GPM: How Long: Water Logs:

Parts Used to Complete Job:

Comments: Pressure test done, gas turned on, logs lit by comfort pros heating and cooling

Work Completed By: B. Jones Date Completed: 10-5-2022

Time Started: Time Ended:
Customer signature [Signature] date

Equal Opportunity Employer and Service Provider

The employees of Drakesboro are not trained HVAC personnel. Lighting of pilots are a courtesy and the City can not be held liable.



CITY OF DRAKESBORO

P.O. Box 129 • Mose Rager Blvd. • Drakesboro, KY 42337
270-476-8986
(888)662-2406 (Voice/TTY): (866)577-5762 (Español)

Date 10-5-2022

Time 08:00 AM

Pressure Test for Gas Line

Plumber Information:

License # HJ17833

Phone # 270-820-4552

Name: Comfort Pro's

Address: 424 N. Main Street

Greenville Ky

Meter read at time of Pressure Test 0092

Customer: Michelle Denton

Pressure Tested for 10 minutes.

Address: 150 Hill Haven Pl.

At 5 lbs of Pressure.

Beechmont Ky

A handwritten signature in black ink, appearing to be 'AJR', written over a horizontal line.

Signature of Licensed Plumber

A handwritten signature in black ink, appearing to be 'P. Jones', written over a horizontal line.

Signature of City of Drakesboro gas Employee and Russmar Representative

Meter Turn On and Turn Off Form - 1201

City/Company:

Information

Turn On Turn Off

Date:

Time:

Address:

Meter Number:


Meter Reading:

Reason for Turn Off/On?

Was the Meter Valve Locked? Yes No

Additional Remarks:

Completed By:



CITY OF DRAKESBORO

P.O. Box 129 • Mose Rager Blvd. • Drakesboro, KY 42337
270-476-8986
(888) 662-2406 (Voice/TTY); (866) 557-5762 (Español)

Drakesboro Work Order

Work Order #: _____

Date: 10/5/22 Time: 12:28pm Gas Water WW Acct #: 10-09390-009

Name: Rose Shirley Mobile Number: (270) 731-6383

Address: 2258 431 S

Work to be Done:

New Meter# 485730 New Reading 1715

Turn on & Read 1715 Old Reading 1715 (8/10/21)

Read and Lock _____ Set Meter and Lock _____

Reading Only _____ Locate Line _____ (See Below) AP

Read and Lock (Nonpayment) _____ Get Meter _____
Number _____

Check Pressure _____ Flush Line _____ Check & Leak _____

Unlock Only and Read (Do Not Turn On) _____

Special Instructions _____

Started accourter after pressure test & all fixed - AP

Work Done:

Flushed: Yes No GPM: _____ How Long: _____ Water Logs: _____

Water Leak: Yes No GPM: _____ How Long: _____ Water Logs: _____

Parts Used to Complete Job: _____

Comments: Stove removed from house shut off at valve new hot water heater installed, furnace lit off all working properly

Work Completed By: B. Jones Date Completed: 10-5-2022

Time Started: Rose Shirley Time Ended: _____

Customer signature _____ date _____

Equal Opportunity Employer and Service Provider

The employees of Drakesboro are not trained HVAC personnel. Lighting of pilots are a courtesy and the City can not be held liable.

Meter Turn On and Turn Off Form - 1201

City/Company:

Information

Turn On Turn Off

Date:

Time:

Address:

Meter Number:


Meter Reading:

Reason for Turn Off/On?

Was the Meter Valve Locked? Yes No

Additional Remarks:

Completed By:



Monday 10-3

CITY OF DRAKESBORO

P.O. Box 129 • Mose Rager Blvd. • Drakesboro, KY 42337
270-476-8986
(888) 662-2406 (Voice/TTY); (866) 557-5762 (Español)

Drakesboro Work Order

Work Order #: _____

Date: 9/19/22 Time: 9:00am Gas Water WW Acct #: 20-22650-001
Name: Beech Creek Baptist Mobile Number: 270-847-6764
Address: (Cecil Steel) 50 Church Loop Beech Creek Ky

Work to be Done:

New Meter# 486255 New Reading 7148

Turn on & Read 7148 Old Reading 7148

Read and Lock _____ Set Meter and Lock _____

Reading Only _____ Locate Line _____

Read and Lock (Nonpayment) _____ Get Meter _____
Number _____

Check Pressure _____ Flush Line _____ Check & Leak _____

Unlock Only and Read (Do Not Turn On) _____

Special Instructions Turn on gas 10/3 - call before turn on

COMPLETED
(See Below)
By: AP Date: 10/4/22

Work Done:

Flushed: Yes No GPM: _____ How Long: _____ Water Logs: _____

Water Leak: Yes No GPM: _____ How Long: _____ Water Logs: _____

Parts Used to Complete Job: _____

Comments: Gas fanned back on heaters lit all working properly

Work Completed By: B. Jones Date Completed: 10-3-2022

Time Started: _____ Time Ended: _____

Customer signature: Cecil H. Steele date 10-5-2022

Equal Opportunity Employer and Service Provider

The employees of Drakesboro are not trained HVAC personnel. Lighting of pilots are a courtesy and the City can not be held liable.



Meter Turn On and Turn Off Form - 1201

City/Company: Drakesboro Gas Company

Information

Turn On Turn Off

Date: ~~12-15~~ 10-3-2022

Time: 12:52 pm

Address: 50 Church Loop
Beccreek Ky

Meter Number: 486255

Meter Reading: 7148

Reason for Turn Off/On? Turned on for winter from summer turn off

Was the Meter Valve Locked? Yes No

Additional Remarks: 2 natural gas furnaces

Completed By: B. Jones



CITY OF DRAKESBORO

P.O. Box 129 • Mose Rager Blvd. • Drakesboro, KY 42337
270-476-8986
(888) 662 - 2406 (Voice/TTY); (866) 557 - 5762 (Español)

Before 3pm today

Drakesboro Work Order

Work Order #: 10322

Date: 10-3-22 Time: 9:58am Gas Water WW Acct #: 10-04901-001

Name: Ren Lofland Mobile Number: 270-608-2340

Address: 3408 Hwy 431 Beechmont Ky

Work to be Done:

New Meter# 186073 New Reading _____

Turn on & Read 3298 Old Reading 5/5/22 3298

Read and Lock _____ Set Meter and Lock _____

Reading Only _____ Locate Line (See Below)

Read and Lock (Nonpayment) _____ Get Meter _____
Number _____

Check Pressure _____ Flush Line _____ Check & Leak _____

Unlock Only and Read (Do Not Turn On) _____

Special Instructions New Customer - Turn on & read please.

COMPLETED
By: [Signature] Date: 10/4/22

Work Done:

Flushed: Yes No GPM: _____ How Long: _____ Water Logs: _____

Water Leak: Yes No GPM: _____ How Long: _____ Water Logs: _____

Parts Used to Complete Job:

Comments: Gas turned on lit off furnace everything working correctly

Work Completed By: B. Jones Date Completed: 10-3-2022

Time Started: _____ Time Ended: _____

Customer signature Megan [Signature] date _____

Equal Opportunity Employer and Service Provider

The employees of Drakesboro are not trained HVAC personnel. Lighting of pilots are a courtesy and the City can not be held liable.

Meter Turn On and Turn Off Form - 1201

City/Company:

Information

Turn On Turn Off

Date:

Time:

Address:

Meter Number:

Meter Reading:

Reason for Turn Off/On?

Was the Meter Valve Locked? Yes No

Additional Remarks:

Completed By: