

RESPONSE TO APPENDIX C

1. Please see the attached documents marked C-1: January and February Water Loss Reports.
2. A. We first print a report from our telemetry system for the dates required. This report totals the gallons used for each master meter. We then add up the gallons for a grand total purchased. Next we take the billing register and separate the commercial customers from the residential. We then take the totals from each and subtract them from the water purchased. Next we put in our flushing. We have two forms of flushing. We have automatic flushing hydrants and we flush by hand. The automatic flushing hydrants are set up to run for a specific amount of time each day. We take the gallons per minute times the amount of minutes per run, times the amount of run time per day. We then total all the master meters. Additional flushing is logged as it occurs and totaled for the report. We then add the two together for system flushing. We also include the water used by fire departments each month. We on occasion use the other line, this would be if we had sold any water from the hydrants.
B. The report is prepared by Chernell Holbrook, Office Manager. The hand flushing is done by Steve Pelfrey, General Manager, Andy Legg, Field Tech, John Coffey, Field Tech, Tim Carver, Field Tech.
C. We do not put in any totals for this section. We let the excel spreadsheet calculate itself.
3. Yes.
A. Please see the attached.
4. No.
B. Do to turn over in management over the years, this plan has not been completed.
5. We have never had a water loss reduction project.
6. At this time we do not have any long range Capital Improvement Plans.
7. We are currently advertising for an Engineer to help us replace our aging infrastructure.

8. Pump Stations Schedule:

The importance of booster pump stations to the daily operation of the system necessitates a proactive maintenance program, which incorporates a preventative and predictive maintenance schedule. Most pump maintenance activities center on checking packing and seals for leakage, performing maintenance activities on bearings, assuring proper alignment, and validating proper motor condition and function. Morgan County Water District performs maintenance of the pump motors every six months or as needed. We will document and inspection annually.

Water Storage Tank:

Tanks must be inspected at regular intervals to determine if repairs are required and, if so, the exact nature and extent of the work required. Inspection of water tanks is expensive, but

the cost is insignificant compared to the cost of premature failure of the tank. A documented inspection of the tank is conducted annually. A thorough independent inspection is performed every five years on the entire structure.

9. Steve Pelfrey, General Manager uses the SCADA system to monitor the master meter readings. Steve and the 3 Field Techs fix the leaks.

10. Yes.

11. Water Main Leaks – 6 (various sizes), Service Line Leaks – 2 (1 inch & ¾ inch)

12. Please see the attached documents.

13. No, there is no written policy in place, but the leaks are fixed as they are found.

14. We have not purchased any water loss reduction materials.

15. The Personal receives training from Steve Pelfrey, General Manager, but none of the training has been documented.

16. Monthly a high/low usage report is generated from the billing software for us to verify readings. However there is no written policy.

17. Non applicable.

18. See attachments.

19. We do not have a written policy in place, however all master meters are tested every year. Customer meters are tested upon customer request. We also pull and test meters that have stopped registering.

20. 26 meters (See attachment)

21. Meters – Sensus SR11, MXU – Senses, VXU – Sensus Radio Read (Model 3600)

22. Yes.

23. Yes.

24. All active meters are read monthly.

25. Once employees are hired they are trained on how to read all meters. (manually and by radio)

26. Yes, they are broke into zones by master meters.

27. No.

28. Yes, please find the attached. These reports are provided at every board meeting.

29. No deadlines have been set.

30. 1. Have a comprehensive leak study done.

2. Rehab service and main lines.

3. Refurnish pump stations.

4. Install more bypass meters.

5. Replace all meters.

31. In 2017 the General Manager made \$37,015.00. In 2018 we had a change in General Managers. The combined total was \$44,052.60.

32. There is no contract.

33. Average is 13.5 years.

34. Average is 13.5 years.
35. No.
36. We send the offender a letter. Please see the attached.
37. See attached documentation.
38. Our tariff has the following policy: upon written request, leak adjustments will be granted to customer. The customer must provide a plumber's statement or a list of materials showing that he leak has been fixed. After verification of the repairs, the bill will be adjusted by comparing the usage during the leak to the average for the past three billing periods. The customer's bill will be based on two components. The first step will be to calculate the customer's average monthly usage over a three month period. The second step will be to deduct the customers' monthly usage from the total amount of water that passed through the meter. The usage calculated in step one will be billed at the utility's regular rates, while the remaining usage will be charged at the per thousand gallon leak adjustment rate, which is defined as the wholesale rate the district pays its supplier for water. All water passing through the meter must be accounted and paid for by the customer. So the customer will owe the amount of his/her bill plus the per thousand gallon leak adjustment rate for the remainder of the water that passed through the meter.
39. We do not adjust late fees off of the leak adjustments. If the customer request a leak adjustment before the bill is due, they must pay the adjusted bill before the due date. If the customer requested an adjustment after the due date the adjustment is calculated and the late fee is then added back onto the bill.
40. Please see the attached work sheet.
41. No.
42. We provide each of the fire departments with the attached form. The form is to be filled out monthly by each of the departments and turned in to the water district.
 - A. See the attachments.
 - B. We call the fire chiefs for their usage.
 - C. We have never penalized a fire department for not turning their usage in.
 - D. See the attachment.
 - E. We rely on documents provided by the fire departments.
43. We use our Pitot gauge and multiply by minutes flushed and opening size. We also have automatic flushing hydrants. They are set to flush daily for a specific number of minutes.
44. Besides the Automatic flushers, all flushing is done manually. See attachment.
45. All flushing records are filed till the end of the month. At the end of the month, the records are entered into the Microsoft Excel spread sheet provided by the Kentucky Rural Water Association. The spreadsheet calculates the water flushed. See the attached.

APPENDIX C

QUESTION 1

14 PAGES

PUBLIC SERVICE COMMISSION

Monthly Water Loss Report

Water Utility:

For the Month of: Year:

LINE #	ITEM	GALLONS (Omit '000's)	
1	WATER PRODUCED, PURCHASED & DISTRIBUTED		
2	Water Produced		
3	Water Purchased	26,890,490	
4	TOTAL PRODUCED AND PURCHASED	26,890,490	
5			
6	WATER SALES		
7	Residential	8,907,720	
8	Commercial	892,040	
9	Industrial		
10	Bulk Loading Stations		
11	Wholesale		
12	Other Sales		
13	TOTAL WATER SALES	9,799,760 36.4%	
14			
15	OTHER WATER USED		
16	Utility and/or Water Treatment Plant		
17	Wastewater Plant		
18	System Flushing	1,771,663	
19	Fire Department	4,000	
20	Other		
21	TOTAL OTHER WATER USED	1,775,663 6.6%	
22			
23	WATER LOSS		
24	Tank Overflows		
25	Line Breaks		
26	Line Leaks	15,315,067	
27	Other		
28	TOTAL LINE LOSS	15,315,067 57.0%	
29			
30	Note: Line 13 + Line 21 + Line 28 Must Equal Line 4		
31			
32	WATER LOSS PERCENTAGE		
33	Unaccounted-For Water (Line 28 divided by Line 4)	57.0%	

C-1

PUBLIC SERVICE COMMISSION

Monthly Water Loss Report

Water Utility: Morgan County Water District

For the Month of: January Year: 2019

LINE #	ITEM	GALLONS (Omit 000's)
1	WATER PRODUCED, PURCHASED & DISTRIBUTED	
2	Water Produced	
3	Water Purchased	24,098,900
4	TOTAL PRODUCED AND PURCHASED	24,098,900
5		
6	WATER SALES	
7	Residential	8,611,100
8	Commercial	893,970
9	Industrial	
10	Bulk Loading Stations	
11	Wholesale	
12	Other Sales	
13	TOTAL WATER SALES	9,505,070 39.4%
14		
15	OTHER WATER USED	
16	Utility and/or Water Treatment Plant	
17	Wastewater Plant	
18	System Flushing	1,881,814
19	Fire Department	6,000
20	Other	
21	TOTAL OTHER WATER USED	1,887,814 7.8%
22		
23	WATER LOSS	
24	Tank Overflows	
25	Line Breaks	
26	Line Leaks	12,706,016
27	Other	
28	TOTAL LINE LOSS	12,706,016 52.7%
29		
30	Note: Line 13 + Line 21 + Line 28 Must Equal Line 4	
31		
32	WATER LOSS PERCENTAGE	
33	Unaccounted-For Water (Line 28 divided by Line 4)	52.7%

PUBLIC SERVICE COMMISSION

Monthly Water Loss Report

Water Utility: Morgan County Water District

For the Month of: November Year: 2018

LINE #	ITEM	GALLONS (Omit 000's)
1	WATER PRODUCED, PURCHASED & DISTRIBUTED	
2	Water Produced	
3	Water Purchased	23,149,910
4	TOTAL PRODUCED AND PURCHASED	23,149,910
5		
6	WATER SALES	
7	Residential	8,351,120
8	Commercial	870,100
9	Industrial	
10	Bulk Loading Stations	16,700
11	Wholesale	
12	Other Sales Walker Co.	420,000
13	TOTAL WATER SALES	9,657,920 41.7%
14		
15	OTHER WATER USED	
16	Utility and/or Water Treatment Plant	
17	Wastewater Plant	
18	System Flushing	4,824,098
19	Fire Department	6,500
20	Other	
21	TOTAL OTHER WATER USED	4,830,598 20.9%
22		
23	WATER LOSS	
24	Tank Overflows	
25	Line Breaks	
26	Line Leaks	8,661,392
27	Other	
28	TOTAL LINE LOSS	8,661,392 37.4%
29		
30	Note: Line 13 + Line 21 + Line 28 Must Equal Line 4	
31		
32	WATER LOSS PERCENTAGE	
33	Unaccounted-For Water (Line 28 divided by Line 4)	37.4%

PUBLIC SERVICE COMMISSION

Monthly Water Loss Report

Water Utility:

For the Month of: Year:

LINE #	ITEM	GALLONS (Omit 000's)
1	WATER PRODUCED, PURCHASED & DISTRIBUTED	
2	Water Produced	
3	Water Purchased	21,024,210
4	TOTAL PRODUCED AND PURCHASED	21,024,210
5		
6	WATER SALES	
7	Residential	9,084,280
8	Commercial	655,390
9	Industrial	
10	Bulk Loading Stations	
11	Wholesale	
12	Other Sales	
13	TOTAL WATER SALES	9,739,670 46.3%
14		
15	OTHER WATER USED	
16	Utility and/or Water Treatment Plant	
17	Wastewater Plant	
18	System Flushing	4,720,828
19	Fire Department	4,500
20	Other	
21	TOTAL OTHER WATER USED	4,725,328 22.5%
22		
23	WATER LOSS	
24	Tank Overflows	
25	Line Breaks	
26	Line Leaks	6,559,212
27	Other	
28	TOTAL LINE LOSS	6,559,212 31.2%
29		
30	Note: Line 13 + Line 21 + Line 28 Must Equal Line 4	
31		
32	WATER LOSS PERCENTAGE	
33	Unaccounted-For Water (Line 28 divided by Line 4)	31.2%

PUBLIC SERVICE COMMISSION

Monthly Water Loss Report

Water Utility: Morgan County Water District

For the Month of: September Year: 2018

LINE #	ITEM	GALLONS (Omit 000's)
1	WATER PRODUCED, PURCHASED & DISTRIBUTED	
2	Water Produced	
3	Water Purchased	23,672,720
4	TOTAL PRODUCED AND PURCHASED	23,672,720
5		
6	WATER SALES	
7	Residential	8,275,770
8	Commercial	644,870
9	Industrial	
10	Bulk Loading Stations	4,000
11	Wholesale	
12	Other Sales Walker	105,400
13	TOTAL WATER SALES	9,030,040 38.1%
14		
15	OTHER WATER USED	
16	Utility and/or Water Treatment Plant	
17	Wastewater Plant	
18	System Flushing	4,789,655
19	Fire Department	21,000
20	Other	
21	TOTAL OTHER WATER USED	4,810,655 20.3%
22		
23	WATER LOSS	
24	Tank Overflows	
25	Line Breaks	
26	Line Leaks	9,832,025
27	Other	
28	TOTAL LINE LOSS	9,832,025 41.5%
29		
30	Note: Line 13 + Line 21 + Line 28 Must Equal Line 4	
31		
32	WATER LOSS PERCENTAGE	
33	Unaccounted-For Water (Line 28 divided by Line 4)	41.5%

PUBLIC SERVICE COMMISSION

Monthly Water Loss Report

Water Utility: Morgan County Water District

For the Month of: August Year: 2018

LINE #	ITEM	GALLONS (Omit 000's)
1	WATER PRODUCED, PURCHASED & DISTRIBUTED	
2	Water Produced	
3	Water Purchased	19,930,330
4	TOTAL PRODUCED AND PURCHASED	19,930,330
5		
6	WATER SALES	
7	Residential	9,128,330
8	Commercial	615,020
9	Industrial	
10	Bulk Loading Stations	
11	Wholesale	
12	Other Sales <u>Hinkle</u>	20,600
13	TOTAL WATER SALES	9,763,950 49.0%
14		
15	OTHER WATER USED	
16	Utility and/or Water Treatment Plant	
17	Wastewater Plant	
18	System Flushing	4,947,284
19	Fire Department	37,000
20	Other _____	
21	TOTAL OTHER WATER USED	4,984,284 25.0%
22		
23	WATER LOSS	
24	Tank Overflows	
25	Line Breaks	
26	Line Leaks	5,182,096
27	Other _____	
28	TOTAL LINE LOSS	5,182,096 26.0%
29		
30	Note: Line 13 + Line 21 + Line 28 Must Equal Line 4	
31		
32	WATER LOSS PERCENTAGE	
33	Unaccounted-For Water (Line 28 divided by Line 4)	26.0%

PUBLIC SERVICE COMMISSION

Monthly Water Loss Report

Water Utility: Morgan County Water District

For the Month of: July Year: 2018

LINE #	ITEM	GALLONS (Omit 000's)	
1	WATER PRODUCED, PURCHASED & DISTRIBUTED		
2	Water Produced		
3	Water Purchased	20,158,960	
4	TOTAL PRODUCED AND PURCHASED	20,158,960	
5			
6	WATER SALES		
7	Residential	8,551,680	
8	Commercial	465,050	
9	Industrial		
10	Bulk Loading Stations		
11	Wholesale		
12	Other Sales <u>Hinkle & Walker Companies</u>	53,700	
13	TOTAL WATER SALES	9,070,430	45.0%
14			
15	OTHER WATER USED		
16	Utility and/or Water Treatment Plant		
17	Wastewater Plant		
18	System Flushing		
19	Fire Department	24,500	
20	Other _____	3,993,156	
	IDENTIFY OTHER USE		
21	TOTAL OTHER WATER USED	4,017,656	19.9%
22			
23	WATER LOSS		
24	Tank Overflows		
25	Line Breaks		
26	Line Leaks	7,070,874	
27	Other _____		
28	TOTAL LINE LOSS	7,070,874	35.1%
29			
30	Note: Line 13 + Line 21 + Line 28 Must Equal Line 4		
31			
32	WATER LOSS PERCENTAGE		
33	Unaccounted-For Water (Line 28 divided by Line 4)	35.1%	

PUBLIC SERVICE COMMISSION

Monthly Water Loss Report

Water Utility: Morgan County Water District

For the Month of: June Year: 2018

LINE #	ITEM	GALLONS (Omit 000's)
1	WATER PRODUCED, PURCHASED & DISTRIBUTED	
2	Water Produced	
3	Water Purchased	21,457,760
4	TOTAL PRODUCED AND PURCHASED	21,457,760
5		
6	WATER SALES	
7	Residential	9,984,390
8	Commercial	667,120
9	Industrial	
10	Bulk Loading Stations	
11	Wholesale	
12	Other Sales _____	
13	TOTAL WATER SALES	10,651,510 49.6%
14		
15	OTHER WATER USED	
16	Utility and/or Water Treatment Plant	
17	Wastewater Plant	
18	System Flushing	3,857,519
19	Fire Department	55,500
20	Other _____	
21	TOTAL OTHER WATER USED	3,913,019 18.2%
22		
23	WATER LOSS	
24	Tank Overflows	
25	Line Breaks	218,000
26	Line Leaks	6,675,231
27	Other _____	
28	TOTAL LINE LOSS	6,893,231 32.1%
29		
30	Note: Line 13 + Line 21 + Line 28 Must Equal Line 4	
31		
32	WATER LOSS PERCENTAGE	
33	Unaccounted-For Water (Line 28 divided by Line 4)	32.1%

PUBLIC SERVICE COMMISSION

Monthly Water Loss Report

Water Utility:

Morgan County Water District

For the Month of:

May

Year:

2018

LINE #	ITEM	GALLONS (Omit 000's)	
1	WATER PRODUCED, PURCHASED & DISTRIBUTED		
2	Water Produced		
3	Water Purchased	22,234,580	
4	TOTAL PRODUCED AND PURCHASED	22,234,580	
5	WATER SALES		
7	Residential	8,850,020	
8	Commercial	744,680	
9	Industrial		
10	Bulk Loading Stations		
11	Wholesale		
12	Other Sales <u>Jag Inc</u>	36,000	
13	TOTAL WATER SALES	9,630,700	43.3%
14	OTHER WATER USED		
16	Utility and/or Water Treatment Plant		
17	Wastewater Plant		
18	System Flushing	3,606,215	
19	Fire Department	44,000	
20	Other _____		
21	TOTAL OTHER WATER USED	3,650,215	16.4%
22	WATER LOSS		
24	Tank Overflows		
25	Line Breaks		
26	Line Leaks	8,953,665	
27	Other _____		
28	TOTAL LINE LOSS	8,953,665	40.3%
29			
30	Note: Line 13 + Line 21 + Line 28 Must Equal Line 4		
31			
32	WATER LOSS PERCENTAGE		
33	Unaccounted-For Water (Line 28 divided by Line 4)		40.3%

PUBLIC SERVICE COMMISSION

Monthly Water Loss Report

Water Utility: Morgan County Water District

For the Month of: April Year: 2018

LINE #	ITEM	GALLONS (Omit 000's)	
1	WATER PRODUCED, PURCHASED & DISTRIBUTED		
2	Water Produced		
3	Water Purchased	24,481,020	
4	TOTAL PRODUCED AND PURCHASED	24,481,020	
5	WATER SALES		
7	Residential	7,792,890	
8	Commercial	668,350	
9	Industrial		
10	Bulk Loading Stations		
11	Wholesale		
12	Other Sales <u>Campton</u>	53,000	
13	TOTAL WATER SALES	8,514,240	34.8%
14	OTHER WATER USED		
16	Utility and/or Water Treatment Plant		
17	Wastewater Plant		
18	System Flushing	3,756,210	
19	Fire Department	37,000	
20	Other _____		
21	TOTAL OTHER WATER USED	3,793,210	15.5%
22	WATER LOSS		
24	Tank Overflows		
25	Line Breaks	660,000	
26	Line Leaks	11,513,570	
27	Other _____		
28	TOTAL LINE LOSS	12,173,570	49.7%
29	Note: Line 13 + Line 21 + Line 28 Must Equal Line 4		
30			
31			
32	WATER LOSS PERCENTAGE		
33	Unaccounted-For Water (Line 28 divided by Line 4)		49.7%

PUBLIC SERVICE COMMISSION

Monthly Water Loss Report

Water Utility:

For the Month of: Year:

LINE #	ITEM	GALLONS (Omit 000's)
1	WATER PRODUCED, PURCHASED & DISTRIBUTED	
2	Water Produced	
3	Water Purchased	21,668,570
4	TOTAL PRODUCED AND PURCHASED	21,668,570
5		
6	WATER SALES	
7	Residential	7,130,790
8	Commercial	606,110
9	Industrial	
10	Bulk Loading Stations	
11	Wholesale	
12	Other Sales _____	
13	TOTAL WATER SALES	7,736,900 35.7%
14		
15	OTHER WATER USED	
16	Utility and/or Water Treatment Plant	
17	Wastewater Plant	
18	System Flushing	3,732,856
19	Fire Department	8,350
20	Other _____	
21	TOTAL OTHER WATER USED	3,741,206 17.3%
22		
23	WATER LOSS	
24	Tank Overflows	
25	Line Breaks	
26	Line Leaks	10,190,464
27	Other _____	
28	TOTAL LINE LOSS	10,190,464 47.0%
29		
30	Note: Line 13 + Line 21 + Line 28 Must Equal Line 4	
31		
32	WATER LOSS PERCENTAGE	
33	Unaccounted-For Water (Line 28 divided by Line 4)	47.0%

PUBLIC SERVICE COMMISSION

Monthly Water Loss Report

Water Utility: Morgan County Water District

For the Month of: February Year: 2018

LINE #	ITEM	GALLONS (Omit 000's)
1	WATER PRODUCED, PURCHASED & DISTRIBUTED	
2	Water Produced	
3	Water Purchased	28,443,440
4	TOTAL PRODUCED AND PURCHASED	28,443,440
5		
6	WATER SALES	
7	Residential	7,965,220
8	Commercial	712,820
9	Industrial	
10	Bulk Loading Stations	
11	Wholesale	
12	Other Sales <u>Frenchburg</u>	1,000
13	TOTAL WATER SALES	8,679,040 30.5%
14		
15	OTHER WATER USED	
16	Utility and/or Water Treatment Plant	
17	Wastewater Plant	
18	System Flushing	3,926,688
19	Fire Department	13,500
20	Other _____	
21	TOTAL OTHER WATER USED	3,940,188 13.9%
22		
23	WATER LOSS	
24	Tank Overflows	
25	Line Breaks	
26	Line Leaks	15,824,212
27	Other _____	
28	TOTAL LINE LOSS	15,824,212 55.6%
29		
30	Note: Line 13 + Line 21 + Line 28 Must Equal Line 4	
31		
32	WATER LOSS PERCENTAGE	
33	Unaccounted-For Water (Line 28 divided by Line 4)	55.6%

PUBLIC SERVICE COMMISSION

Monthly Water Loss Report

Water Utility: Morgan County Water District

For the Month of: January Year: 2018

LINE #	ITEM	GALLONS (Omit 000's)
1	WATER PRODUCED, PURCHASED & DISTRIBUTED	
2	Water Produced	
3	Water Purchased	29,271,160
4	TOTAL PRODUCED AND PURCHASED	29,271,160
5		
6	WATER SALES	
7	Residential	11,196,380
8	Commercial	613,660
9	Industrial	
10	Bulk Loading Stations	
11	Wholesale	
12	Other Sales	
13	TOTAL WATER SALES	11,810,040 40.3%
14		
15	OTHER WATER USED	
16	Utility and/or Water Treatment Plant	
17	Wastewater Plant	
18	System Flushing	3,872,091
19	Fire Department	21,500
20	Other	
21	TOTAL OTHER WATER USED	3,893,591 13.3%
22		
23	WATER LOSS	
24	Tank Overflows	
25	Line Breaks	
26	Line Leaks	13,567,529
27	Other	
28	TOTAL LINE LOSS	13,567,529 46.4%
29		
30	Note: Line 13 + Line 21 + Line 28 Must Equal Line 4	
31		
32	WATER LOSS PERCENTAGE	
33	Unaccounted-For Water (Line 28 divided by Line 4)	46.4%

PUBLIC SERVICE COMMISSION

Monthly Water Loss Report

Water Utility: Morgan County Water District

For the Month of: December Year: 2018

LINE #	ITEM	GALLONS (Omit 000's)
1	WATER PRODUCED, PURCHASED & DISTRIBUTED	
2	Water Produced	
3	Water Purchased	22,825,190
4	TOTAL PRODUCED AND PURCHASED	22,825,190
5		
6	WATER SALES	
7	Residential	7,161,870
8	Commercial	613,340
9	Industrial	
10	Bulk Loading Stations	
11	Wholesale	
12	Other Sales	
13	TOTAL WATER SALES	7,775,210 34.1%
14		
15	OTHER WATER USED	
16	Utility and/or Water Treatment Plant	
17	Wastewater Plant	
18	System Flushing	4,676,871
19	Fire Department	1,000
20	Other	
21	TOTAL OTHER WATER USED	4,677,871 20.5%
22		
23	WATER LOSS	
24	Tank Overflows	
25	Line Breaks	
26	Line Leaks	10,372,109
27	Other	
28	TOTAL LINE LOSS	10,372,109 45.4%
29		
30	Note: Line 13 + Line 21 + Line 28 Must Equal Line 4	
31		
32	WATER LOSS PERCENTAGE	
33	Unaccounted-For Water (Line 28 divided by Line 4)	45.4%

APPENDIX C

QUESTION 3 - A

4 PAGES

MORGAN COUNTY WATER DISTRICT
1009 Hwy 172
West Liberty, KY 41472

WATER LOSS CONTROL PROGRAM

March 21, 2019

The Morgan County Water District is concerned about reducing our water loss in order to provide quality water and better water service at the lowest cost.

Following is an outline of steps we intend to take to accomplish this:

We have changed out all of our meters and have adapted them to radio reads. To assure accuracy of all meters, when the meters come of age we will test master wholesale meters and residential meters in accordance with PCS regulations, 807 KAR 5:066 Section 15(2)(a):

Meters will be tested and changed out as necessary to assure customer meters are accurate which will maximize revenue to our District.

The wholesale master meters are tested yearly.

We monitor our SCADA system daily to confirm the amount of water that is purchase through each master meter. We receive a reading from the supplier on each master meter to compare with our reading to ensure that the numbers are accurate.

Our leak detection program will help us better be able to calculate our water loss monthly. Further our system will be divided into sub-sections in order to prioritize leak detection efforts. Sections with the greatest water loss will be priority when searching for leaks. Wholesale master meters will be read regularly to help us identify potential areas of water loss. We will utilize existing creek crossings, monitor meters, etc to isolate sections of the District's line with potential leaks. Additional monitor meters will be installed as revenue becomes available to cover the entire distribution system.

Storage tank locations are considered to be prime locations for a monitor meter in order to reach the largest geographical areas of the District with the least effort.

The Morgan County Water District manager and operators attend training classes to learn about new and innovative ways to help determine areas where water loss may occur and repairs of

leaks. Some of these trainings are held by Kentucky Rural Water Association and Pride. We are currently training a new employee from another water system that currently has a Class One Distribution license. He can test for his Class Two Distribution license this fall.

At this point, we are a relatively young water system and we plan to use asset management to prioritize infrastructure replacement. We plan to use our computer billing system to compare consumption in specific areas to the master meters for the respective areas.

We have telemetry on every water storage tank and are able to monitor more closely their usage patterns from a central location.

Telemetry can be used to track run time for the various pumping stations. Information generated through this telemetry system will be utilized to identify areas of potential concern for water loss.

We will communicate with other utilities and contractors in the area to avoid line breaks. Our number is listed in the local phone directory. In addition, we work closely with the local dispatcher's office who operate 24/7; they have phone numbers and cellular numbers of staff for emergency situations. District staff estimate water loss when a contractor cuts into one of our lines and we bill them accordingly.

We have four field staff who are on call 24/7. Our employees are familiar with our service area and can respond to emergency situations in a timely manner.

While working in the distribution system and especially during meter readings, employees will be on the lookout for any water theft by any unauthorized user. They will observe inactive meter boxes and hydrants that have had abnormal use. Volunteer fire departments are given information on location of flush hydrants within the system. We solicit monthly reports from the Fire Departments in the county which estimate the gallons they

have used during that month for fire protection. We encourage our customers to notify us when they suspect a leak in their area so that we may investigate and correct the problem if, in fact, there is a leak. These notifications are printed on the customer bills.

In summary we plan to do our very best to monitor our system and take the necessary steps to account for water loss.

We have implemented this Water Loss Control Plan and will send a water loss report monthly to Public Service Commission.

By minimizing our water loss, we will improve revenue for our distribution system.

APPENDIX C

QUESTION 12

47 PAGES

Morgan County Water District
WORK ORDER 7053

Account # 0013-05220-001
Name Fraley, Carl
Address Yocum Rd.
Telephone 743-3508

Order Date 8/27/2018
Status As soon as possible
Scheduled 08/27/18 02:06 PM
Order Type Check for Leak at Meter Base

Job #

METER#	ERT/INTERNAL ID#	READING	LOCATOR TAG	READING IN / OUT
WT 70703216	B14375167	29032	65609748	

Description
Comment

Requested By _____ Assigned To _____ Completed By _____
Start Date 8/27/18 Time 2:19 Completed Date 8/27/18 Time 2:30

Make _____ Size/Type _____ Multiplier _____

Notes
Changed 5 Tube

OFF _____ ON _____ LOCKED _____

REGULATOR: TYPE _____ MAKE _____ ORIFICE _____

SET PSIG _____ SPR RANGE _____

PIPE: PLASTIC _____ STEEL _____ LENGTH _____ FT. SIZE _____

TEST PRESSURE _____ PSIG. LENGTH OF TEST _____ HR./MIN.

FAILURES _____ CORRECTED _____ RETESTED _____ TESTED BY _____

JOINTING PROCEDURE: () FUSION () SOCKET () WELD () MECHANICAL

CATHODIC PROTECTED: () YES () NO READING _____ (STEEL ONLY)

TAPPING TEE: () FUSION X () WELD X () MECHANICAL

SIZE _____ DEPTH _____ TYPE _____

CONDITION OF ADJOINING PIPE: _____

PIPE INSPECTED PRIOR TO BACKFILLING: () YES () NO

MAIN LOCATED _____ FT. FROM CENTER LINE ON N S E W SIDE OF STREET (circle one)

SNIFF TEST: () NONE () SLIGHT () DISTINCT () VERY DISTINCT

CUSTOMER BILLING: CENTERLINE TO RISER _____ FT. () SERVICE CALL

() METER TIE IN () CONVERSION () SER LINE RELOCATION HRS _____

() OTHER _____

SIGNATURE JC

Morgan County Water District
WORK ORDER

Acct.# 4-1500-5

Order Number _____

Name

Donnie Keetan

Scheduled 1/1/18

Address

1080 Dedman

Job# _____

Requested By _____

Assigned To _____

METER#	ERT/INTERNAL ID#	READING	LOCATOR TAG	READING IN / OUT
10708317	181			

Start Date 8/13/18 Time 12:45

Completed Date 8/13/18 Time 1:01

Make _____

Size/Type _____

Multiplier _____

Notes

Leak @ meter & Needs lid

Replaced meter bottom and PRV

OFF _____ ON _____ LOCKED _____

REGULATOR: TYPE _____ MAKE _____ ORIFICE _____

SET PSIG _____ SPR RANGE _____

PIPE: PLASTIC _____ STEEL _____ LENGTH _____ FT. SIZE _____

TEST PRESSURE _____ PSIG. LENGTH OF TEST _____ HR./MIN.

FAILURES _____ CORRECTED _____ RETESTED _____ TESTED BY _____

JOINTING PROCEDURE: () FUSION () SOCKET () WELD () MECHANICAL

CATHODIC PROTECTED: () YES () NO READING _____ (STEEL ONLY)

TAPPING TEE: () FUSION X () WELD X () MECHANICAL

SIZE _____ DEPTH _____ TYPE _____

CONDITION OF ADJOINING PIPE: _____

PIPE INSPECTED PRIOR TO BACKFILLING: () YES () NO

MAIN LOCATED _____ FT. FROM CENTER LINE ON N S E W SIDE OF STREET (circle one)

SNIFF TEST: () NONE () SLIGHT () DISTINCT () VERY DISTINCT

CUSTOMER BILLING: CENTERLINE TO RISER _____ FT. () SERVICE CALL

() METER TIE IN () CONVERSION () SER LINE RELOCATION HRS _____

() OTHER _____

SIGNATURE AL, JC

Morgan County Water District
WORK ORDER 7098

Account # 0001-01340-001
Name Easterling, Donna
Address 144 Brushy Fork West Liberty, KY 41472
Telephone 743-7736 Job #

Order Date 9/4/2018
Status As soon as possible
Scheduled 09/04/18 08:19 AM
Order Type Check for Leak at Meter Base

METER#	ERT/INTERNAL ID#	READING	LOCATOR TAG	READING IN / OUT
WT 70702266	B14376428	31210	65608798	

Description
Comment

Requested By _____ Assigned To _____ Completed By _____
Start Date 9/7/18 Time 8:30 Completed Date 9/7/18 Time 8:30

Make _____ Size/Type _____ Multiplier _____

Notes _____

Meter bottom

OFF _____ ON _____ LOCKED _____

REGULATOR: TYPE _____ MAKE _____ ORIFICE _____

SET PSIG _____ SPR RANGE _____

PIPE: PLASTIC _____ STEEL _____ LENGTH _____ FT. SIZE _____

TEST PRESSURE _____ PSIG. LENGTH OF TEST _____ HR./MIN.

FAILURES _____ CORRECTED _____ RETESTED _____ TESTED BY _____

JOINTING PROCEDURE: () FUSION () SOCKET () WELD () MECHANICAL

CATHODIC PROTECTED: () YES () NO READING _____ (STEEL ONLY)

TAPPING TEE: () FUSION X () WELD X () MECHANICAL

SIZE _____ DEPTH _____ TYPE _____

CONDITION OF ADJOINING PIPE: _____

PIPE INSPECTED PRIOR TO BACKFILLING: () YES () NO

MAIN LOCATED _____ FT. FROM CENTER LINE ON N S E W SIDE OF STREET (circle one)

SNIFF TEST: () NONE () SLIGHT () DISTINCT () VERY DISTINCT

CUSTOMER BILLING: CENTERLINE TO RISER _____ FT. () SERVICE CALL

() METER TIE IN () CONVERSION () SER LINE RELOCATION HRS _____

() OTHER _____

SIGNATURE *CS JC*

Morgan County Water District
WORK ORDER 7111

Account # 0006-05320-001
 Name Dulen, Donna
 Address 631 Coon Run Rd.
 Telephone 743-4859

Order Date 9/11/2018
 Status As soon as possible
 Scheduled 09/11/18 12:42 PM
 Order Type Check for Leak at Meter Base

Job #

METER#	ERT/INTERNAL ID#	READING	LOCATOR TAG	READING IN / OUT
WT 70702912	B14374854	24114	65609444	

Description

Comment

Requested By

Assigned To

Completed By

Start Date ___/___/___ Time ___:___

Completed Date 9/12/18 Time 12:00

Make _____ Size/Type _____ Multiplier _____

Notes _____

REPLACE PRV

OFF _____ ON _____ LOCKED _____

Customer said, she had a leak at her house.

REGULATOR: TYPE ___/___ MAKE ___/___ ORIFICE ___/___

SET PSIG ___/___ SPR RANGE ___/___

PIPE: PLASTIC _____ STEEL _____ LENGTH _____ FT. SIZE _____

TEST PRESSURE _____ PSIG. LENGTH OF TEST _____ HR./MIN.

FAILURES _____ CORRECTED _____ RETESTED _____ TESTED BY _____

JOINTING PROCEDURE: () FUSION () SOCKET () WELD () MECHANICAL

CATHODIC PROTECTED: () YES () NO READING _____ (STEEL ONLY)

TAPPING TEE: () FUSION X () WELD X () MECHANICAL

SIZE _____ DEPTH _____ TYPE _____

CONDITION OF ADJOINING PIPE: _____

PIPE INSPECTED PRIOR TO BACKFILLING: () YES () NO

MAIN LOCATED _____ FT. FROM CENTER LINE ON N S E W SIDE OF STREET (circle one)

SNIFF TEST: () NONE () SLIGHT () DISTINCT () VERY DISTINCT

CUSTOMER BILLING: CENTERLINE TO RISER _____ FT. () SERVICE CALL

() METER TIE IN () CONVERSION () SER LINE RELOCATION HRS _____

() OTHER _____

SIGNATURE SP

Morgan County Water District
WORK ORDER 7116

Account # 0003-00732-001
Name Harper, Morganne
Address 1783 Murphy Fork
Telephone 743-2867

Order Date 9/13/2018
Status As soon as possible
Scheduled 09/13/18 02:43 PM
Order Type Check for Leak at Meter Base

METER# WT 84269909 ERT/INTERNAL ID# B15449355 READING 790 LOCATOR TAG READING IN / OUT

Description
Comment
Requested By _____ Assigned To _____ Completed By _____
Start Date 9/13/18 Time 3:00 Completed Date 9/13/18 Time 3:10

Make _____ Size/Type _____ Multiplier _____
Notes _____

Nothing Found

OFF _____ ON _____ LOCKED _____
REGULATOR: TYPE ____/____ MAKE ____/____ ORIFICE ____/____
SET PSIG ____/____ SPR RANGE ____/____
PIPE: PLASTIC _____ STEEL _____ LENGTH _____ FT. SIZE _____
TEST PRESSURE _____ PSIG. LENGTH OF TEST _____ HR./MIN.
FAILURES ____ CORRECTED ____ RETESTED ____ TESTED BY _____
JOINTING PROCEDURE: () FUSION () SOCKET () WELD () MECHANICAL
CATHODIC PROTECTED: () YES () NO READING _____ (STEEL ONLY)
TAPPING TEE: () FUSION X () WELD X () MECHANICAL
SIZE _____ DEPTH _____ TYPE _____
CONDITION OF ADJOINING PIPE: _____
PIPE INSPECTED PRIOR TO BACKFILLING: () YES () NO
MAIN LOCATED _____ FT. FROM CENTER LINE ON N S E W SIDE OF STREET (circle one)
SNIFF TEST: () NONE () SLIGHT () DISTINCT () VERY DISTINCT
CUSTOMER BILLING: CENTERLINE TO RISER _____ FT. () SERVICE CALL
() METER TIE IN () CONVERSION () SER LINE RELOCATION HRS _____
() OTHER _____

SIGNATURE JC

Morgan County Water District
WORK ORDER 7122

Account # 0003-01642-002
Name Hall, Robert
Address 14691 Hwy. 460 W
Telephone (937) 369-5934

Order Date 9/17/2018
Status As soon as possible
Scheduled 09/17/18 03:27 PM
Order Type Reported Leak other than self

METER#	ERT/INTERNAL ID#	READING	LOCATOR TAG	READING IN / OUT
WT 70703497	B14377918	49144	65610029	

Description
Comment

Requested By _____ Assigned To _____ Completed By _____
Start Date / / Time : Completed Date 9/18/18 Time 8:42

Make _____ Size/Type _____ Multiplier _____

Notes
could not find

OFF _____ ON _____ LOCKED _____

REGULATOR: TYPE / MAKE / ORIFICE /

SET PSIG / SPR RANGE /

PIPE: PLASTIC _____ STEEL _____ LENGTH _____ FT. SIZE _____

TEST PRESSURE _____ PSIG. LENGTH OF TEST _____ HR./MIN.

FAILURES _____ CORRECTED _____ RETESTED _____ TESTED BY _____

JOINTING PROCEDURE: () FUSION () SOCKET () WELD () MECHANICAL

CATHODIC PROTECTED: () YES () NO READING _____ (STEEL ONLY)

TAPPING TEE: () FUSION X () WELD X () MECHANICAL

SIZE _____ DEPTH _____ TYPE _____

CONDITION OF ADJOINING PIPE: _____

PIPE INSPECTED PRIOR TO BACKFILLING: () YES () NO

MAIN LOCATED _____ FT. FROM CENTER LINE ON N S E W SIDE OF STREET (circle one)

SNIFF TEST: () NONE () SLIGHT () DISTINCT () VERY DISTINCT

CUSTOMER BILLING: CENTERLINE TO RISER _____ FT. () SERVICE CALL

() METER TIE IN () CONVERSION () SER LINE RELOCATION HRS _____

() OTHER _____

SIGNATURE SP, CS

Morgan County Water District
WORK ORDER 7266

Account # 0008-09480-001
Name Colyer, Coty
Address 594 Perry Rd.
Telephone (513) 600-9777

Order Date 10/12/2018
Status As soon as possible
Scheduled 10/12/18 01:41 PM
Order Type Check for Leak at Meter Base

Job #

METER#	ERT/INTERNAL ID#	READING	LOCATOR TAG	READING IN / OUT
WT 81870111	B15413828	311		

Description
Comment

Requested By

Assigned To

Completed By

Start Date 10/12/18 Time 2:50

Completed Date 10/12/18 Time 3:00

Make _____ Size/Type _____ Multiplier _____

Notes _____

Changed meter Bottom

OFF _____ ON _____ LOCKED _____

REGULATOR: TYPE _____ MAKE _____ ORIFICE _____

SET PSIG _____ SPR RANGE _____

PIPE: PLASTIC _____ STEEL _____ LENGTH _____ FT. SIZE _____

TEST PRESSURE _____ PSIG. LENGTH OF TEST _____ HR./MIN.

FAILURES _____ CORRECTED _____ RETESTED _____ TESTED BY _____

JOINTING PROCEDURE: () FUSION () SOCKET () WELD () MECHANICAL

CATHODIC PROTECTED: () YES () NO READING _____ (STEEL ONLY)

TAPPING TEE: () FUSION X () WELD X () MECHANICAL

SIZE _____ DEPTH _____ TYPE _____

CONDITION OF ADJOINING PIPE: _____

PIPE INSPECTED PRIOR TO BACKFILLING: () YES () NO

MAIN LOCATED _____ FT. FROM CENTER LINE ON N S E W SIDE OF STREET (circle one)

SNIFF TEST: () NONE () SLIGHT () DISTINCT () VERY DISTINCT

CUSTOMER BILLING: CENTERLINE TO RISER _____ FT. () SERVICE CALL

() METER TIE IN () CONVERSION () SER LINE RELOCATION HRS _____

() OTHER _____

SIGNATURE JC

Morgan County Water District
WORK ORDER 7295

Account # 0008-09480-001
Name Colyer, Coty
Address 594 Perry Rd.
Telephone (513) 600-9777

Order Date 10/31/2018
Status As soon as possible
Scheduled 10/31/18 02:33 PM
Order Type Check for Leak at Meter Base

Job #

METER#	ERT/INTERNAL ID#	READING	LOCATOR TAG	READING IN / OUT
WT 81870111	B15413828	1628		1657

Description
Comment

Requested By _____ Assigned To _____ Completed By _____
Start Date 10/31/18 Time 3:05 Completed Date 10/31/18 Time 3:08

Make _____ Size/Type _____ Multiplier _____
Notes No leak found

OFF _____ ON _____ LOCKED _____
REGULATOR: TYPE _____ MAKE _____ ORIFICE _____
SET PSIG _____ SPR RANGE _____
PIPE: PLASTIC _____ STEEL _____ LENGTH _____ FT. SIZE _____
TEST PRESSURE _____ PSIG. LENGTH OF TEST _____ HR./MIN.
FAILURES _____ CORRECTED _____ RETESTED _____ TESTED BY _____
JOINTING PROCEDURE: () FUSION () SOCKET () WELD () MECHANICAL
CATHODIC PROTECTED: () YES () NO READING _____ (STEEL ONLY)
TAPPING TEE: () FUSION X () WELD X () MECHANICAL
SIZE _____ DEPTH _____ TYPE _____
CONDITION OF ADJOINING PIPE: _____
PIPE INSPECTED PRIOR TO BACKFILLING: () YES () NO
MAIN LOCATED _____ FT. FROM CENTER LINE ON N S E W SIDE OF STREET (circle one)
SNIFF TEST: () NONE () SLIGHT () DISTINCT () VERY DISTINCT
CUSTOMER BILLING: CENTERLINE TO RISER _____ FT. () SERVICE CALL
() METER TIE IN () CONVERSION () SER LINE RELOCATION HRS _____
() OTHER _____

SIGNATURE AL JC

Morgan County Water District
WORK ORDER 7289

Account # 0018-00070-001
 Name Stacy, Earl
 Address 8648 Hwy. 705
 Telephone 725-5546

Order Date 10/29/2018
 Status As soon as possible
 Scheduled 10/29/18 12:53 PM
 Order Type Check for Leak at Meter Base

METER#	ERT/INTERNAL ID#	READING	LOCATOR TAG	READING IN / OUT
WT 76139358	B15037635	36249		

Description
 Comment

Requested By Customer Assigned To Maintenance Crew Completed By
 Start Date / / Time : Completed Date 10/29/18 Time 1:59

Make _____ Size/Type _____ Multiplier _____

Notes She said the lid was off the base again. We have replaced two lids.

SHOW'S NO LEAK

301 gal

OFF _____ ON _____ LOCKED _____

REGULATOR: TYPE / MAKE / ORIFICE /

SET PSIG / SPR RANGE /

PIPE: PLASTIC _____ STEEL _____ LENGTH _____ FT. SIZE _____

TEST PRESSURE _____ PSIG. LENGTH OF TEST _____ HR./MIN.

FAILURES _____ CORRECTED _____ RETESTED _____ TESTED BY _____

JOINTING PROCEDURE: () FUSION () SOCKET () WELD () MECHANICAL

CATHODIC PROTECTED: () YES () NO READING _____ (STEEL ONLY)

TAPPING TEE: () FUSION X () WELD X () MECHANICAL

SIZE _____ DEPTH _____ TYPE _____

CONDITION OF ADJOINING PIPE: _____

PIPE INSPECTED PRIOR TO BACKFILLING: () YES () NO

MAIN LOCATED _____ FT. FROM CENTER LINE ON N S E W SIDE OF STREET (circle one)

SNIFF TEST: () NONE () SLIGHT () DISTINCT () VERY DISTINCT

CUSTOMER BILLING: CENTERLINE TO RISER _____ FT. () SERVICE CALL

() METER TIE IN () CONVERSION () SER LINE RELOCATION HRS _____

() OTHER _____
 SIGNATURE *AL, SP*

Steve spoke with her 10/30 ^R

Morgan County Water District
WORK ORDER 7288

Account # 0017-00330-001
Name King, Gordon & Treva
Address 86 Whitney Lane
Telephone 725-5041

Order Date 10/29/2018
Status As soon as possible
Scheduled 10/29/18 10:53 AM
Order Type Check for Leak at Meter Base

Job #

METER# WT 76941050 ERT/INTERNAL ID# B15196824 READING 51013 LOCATOR TAG READING IN / OUT 5-1630

Description
Comment

Requested By Customer Assigned To Maintenance Crew Completed By
Start Date 10/29/18 Time : Completed Date 10/29/18 Time 1:30

Make Size/Type Multiplier

Notes

Turned meter off, leak on customers side

OFF ON LOCKED

REGULATOR: TYPE MAKE ORIFICE

SET PSIG SPR RANGE

PIPE: PLASTIC STEEL LENGTH FT. SIZE

TEST PRESSURE PSIG. LENGTH OF TEST HR./MIN.

FAILURES CORRECTED RETESTED TESTED BY

JOINTING PROCEDURE: () FUSION () SOCKET () WELD () MECHANICAL

CATHODIC PROTECTED: () YES () NO READING (STEEL ONLY)

TAPPING TEE: () FUSION X () WELD X () MECHANICAL

SIZE DEPTH TYPE

CONDITION OF ADJOINING PIPE:

PIPE INSPECTED PRIOR TO BACKFILLING: () YES () NO

MAIN LOCATED FT. FROM CENTER LINE ON N S E W SIDE OF STREET (circle one)

SNIFF TEST: () NONE () SLIGHT () DISTINCT () VERY DISTINCT

CUSTOMER BILLING: CENTERLINE TO RISER FT. () SERVICE CALL

() METER TIE IN () CONVERSION () SER LINE RELOCATION HRS

() OTHER

SIGNATURE *AL JC*

Morgan County Water District
WORK ORDER 7287

Account # 0006-03961-001
 Name Risner, K. H. *3071*
 Address Hwy 1000
 Telephone 743-7806

Order Date 10/26/2018
 Status As soon as possible
 Scheduled 10/26/18 11:42 AM
 Order Type Check for Leak at Meter Base

Job # _____

METER#	ERT/INTERNAL ID#	READING	LOCATOR TAG	READING IN / OUT
WT 70702837	B14376689	4164	65609369	

Description _____

Comment _____

Requested By _____

Assigned To _____

Completed By _____

Start Date *10/26/18* Time *1:18*

Completed Date *10/26/18* Time *1:23*

Make _____ Size/Type _____ Multiplier _____

Notes _____

Replaced meter Bottom

OFF _____ ON _____ LOCKED _____

REGULATOR: TYPE _____ MAKE _____ ORIFICE _____

SET PSIG _____ SPR RANGE _____

PIPE: PLASTIC _____ STEEL _____ LENGTH _____ FT. SIZE _____

TEST PRESSURE _____ PSIG. LENGTH OF TEST _____ HR./MIN.

FAILURES _____ CORRECTED _____ RETESTED _____ TESTED BY _____

JOINTING PROCEDURE: () FUSION () SOCKET () WELD () MECHANICAL

CATHODIC PROTECTED: () YES () NO READING _____ (STEEL ONLY)

TAPPING TEE: () FUSION X () WELD X () MECHANICAL

SIZE _____ DEPTH _____ TYPE _____

CONDITION OF ADJOINING PIPE: _____

PIPE INSPECTED PRIOR TO BACKFILLING: () YES () NO

MAIN LOCATED _____ FT. FROM CENTER LINE ON N S E W SIDE OF STREET (circle one)

SNIFF TEST: () NONE () SLIGHT () DISTINCT () VERY DISTINCT

CUSTOMER BILLING: CENTERLINE TO RISER _____ FT. () SERVICE CALL

() METER TIE IN () CONVERSION () SER LINE RELOCATION HRS _____

() OTHER _____

SIGNATURE *JC*

Morgan County Water District
WORK ORDER

Order Number _____

Acct.# _____

Scheduled ___/___/___ : ___

Name _____

Job# _____

Address _____

Requested By _____

Assigned To _____

METER#	ERT/INTERNAL ID#	READING	LOCATOR TAG	READING IN / OUT

Start Date ___/___/___ Time ___:___

Completed Date 9/26/18 Time ___:___

Make _____ Size/Type _____ Multiplier _____

Notes Check for leak on Patrick Rd.

COULD NOT FIND LEAK

NO CHLORINE

OFF _____ ON _____ LOCKED _____

REGULATOR: TYPE ___/___ MAKE ___/___ ORIFICE ___/___

SET PSIG ___/___ SPR RANGE ___/___

PIPE: PLASTIC _____ STEEL _____ LENGTH _____ FT. SIZE _____

TEST PRESSURE _____ PSIG. LENGTH OF TEST _____ HR./MIN.

FAILURES ___ CORRECTED ___ RETESTED ___ TESTED BY _____

JOINTING PROCEDURE: () FUSION () SOCKET () WELD () MECHANICAL

CATHODIC PROTECTED: () YES () NO READING _____ (STEEL ONLY)

TAPPING TEE: () FUSION X () WELD X () MECHANICAL

SIZE _____ DEPTH _____ TYPE _____

CONDITION OF ADJOINING PIPE: _____

PIPE INSPECTED PRIOR TO BACKFILLING: () YES () NO

MAIN LOCATED _____ FT. FROM CENTER LINE ON N S E W SIDE OF STREET (circle one)

SNIFF TEST: () NONE () SLIGHT () DISTINCT () VERY DISTINCT

CUSTOMER BILLING: CENTERLINE TO RISER _____ FT. () SERVICE CALL

() METER TIE IN () CONVERSION () SER LINE RELOCATION HRS _____

() OTHER _____

SIGNATURE SP

Morgan County Water District
WORK ORDER 7267

Account # 0003-01530-001
 Name Luke, John (House) V.
 Address Walnut Street Ezel, KY 41425
 Telephone 725-4016 Job #

Order Date 10/15/2018
 Status As soon as possible
 Scheduled 10/15/18 09:53 AM
 Order Type Check for Leak at Meter Base

METER#	ERT/INTERNAL ID#	READING	LOCATOR TAG	READING IN / OUT
WT 70703495	B14375435	22841	65610027	

Description
 Comment

Requested By _____ Assigned To _____ Completed By _____
 Start Date 10/15/18 Time 12:30 Completed Date 10/15/18 Time 11:4

Make _____ Size/Type _____ Multiplier _____

Notes
Replaced meter bottom

OFF _____ ON _____ LOCKED _____
 REGULATOR: TYPE ____/____ MAKE ____/____ ORIFICE ____/____
 SET PSIG ____/____ SPR RANGE ____/____
 PIPE: PLASTIC _____ STEEL _____ LENGTH _____ FT. SIZE _____
 TEST PRESSURE _____ PSIG. LENGTH OF TEST _____ HR./MIN.
 FAILURES ____ CORRECTED ____ RETESTED ____ TESTED BY _____
 JOINTING PROCEDURE: () FUSION () SOCKET () WELD () MECHANICAL
 CATHODIC PROTECTED: () YES () NO READING _____ (STEEL ONLY)
 TAPPING TEE: () FUSION X () WELD X () MECHANICAL
 SIZE _____ DEPTH _____ TYPE _____
 CONDITION OF ADJOINING PIPE: _____
 PIPE INSPECTED PRIOR TO BACKFILLING: () YES () NO
 MAIN LOCATED _____ FT. FROM CENTER LINE ON N S E W SIDE OF STREET (circle one)
 SNIFF TEST: () NONE () SLIGHT () DISTINCT () VERY DISTINCT
 CUSTOMER BILLING: CENTERLINE TO RISER _____ FT. () SERVICE CALL
 () METER TIE IN () CONVERSION () SER LINE RELOCATION HRS _____
 () OTHER _____

SIGNATURE CS, JR

35794

Morgan County Water District
WORK ORDER

Order Number _____

Acct.# 6-1197-1

Scheduled 1/1 _____

Name Patrick & Janice Johnson

Job# _____

Address 2797 Hwy. 364

Requested By _____

Assigned To _____

METER#	ERT/INTERNAL ID#	READING	LOCATOR TAG	READING IN / OUT
<u>10104641</u>	<u>51011</u>	_____	_____	_____
_____	_____	_____	_____	_____
_____	_____	_____	_____	_____

Start Date 10/15/18 Time 8:35

Completed Date 10/15/18 Time 8:48

Make _____ Size/Type _____ Multiplier _____

Notes Look at base

Replaced meter bottom

OFF _____ ON _____ LOCKED _____

REGULATOR: TYPE _____ MAKE _____ ORIFICE _____

SET PSIG _____ SPR RANGE _____

PIPE: PLASTIC _____ STEEL _____ LENGTH _____ FT. SIZE _____

TEST PRESSURE _____ PSIG. LENGTH OF TEST _____ HR./MIN.

FAILURES _____ CORRECTED _____ RETESTED _____ TESTED BY _____

JOINTING PROCEDURE: () FUSION () SOCKET () WELD () MECHANICAL

CATHODIC PROTECTED: () YES () NO READING _____ (STEEL ONLY)

TAPPING TEE: () FUSION X () WELD X () MECHANICAL

SIZE _____ DEPTH _____ TYPE _____

CONDITION OF ADJOINING PIPE: _____

PIPE INSPECTED PRIOR TO BACKFILLING: () YES () NO

MAIN LOCATED _____ FT. FROM CENTER LINE ON N S E W SIDE OF STREET (circle one)

SNIFF TEST: () NONE () SLIGHT () DISTINCT () VERY DISTINCT

CUSTOMER BILLING: CENTERLINE TO RISER _____ FT. () SERVICE CALL

() METER TIE IN () CONVERSION () SER LINE RELOCATION HRS _____

() OTHER _____

SIGNATURE Jc

Morgan County Water District
WORK ORDER 7264

Account # 0016-00280-001
Name Gunnell, Donald
Address 4461 Hwy 705
Telephone 743-3669

Order Date 10/12/2018
Status As soon as possible
Scheduled 10/12/18 08:06 AM
Order Type Reported Leak other than self

METER# ERT/INTERNAL ID# READING LOCATOR TAG READING IN / OUT
WT 71378857 B14377430 29535 65614443

Description
Comment

Requested By Donnie Assigned To Maintenance Crew Completed By
Start Date 10/12/18 Time 9:02 Completed Date 10/12/18 Time 9:12

Make _____ Size/Type _____ Multiplier _____
Notes No issues, surface water

OFF _____ ON _____ LOCKED _____
REGULATOR: TYPE ____/____ MAKE ____/____ ORIFICE ____/____
SET PSIG ____/____ SPR RANGE ____/____
PIPE: PLASTIC _____ STEEL _____ LENGTH _____ FT. SIZE _____
TEST PRESSURE _____ PSIG. LENGTH OF TEST _____ HR./MIN.
FAILURES ____ CORRECTED ____ RETESTED ____ TESTED BY _____
JOINTING PROCEDURE: () FUSION () SOCKET () WELD () MECHANICAL
CATHODIC PROTECTED: () YES () NO READING _____ (STEEL ONLY)
TAPPING TEE: () FUSION X () WELD X () MECHANICAL
SIZE _____ DEPTH _____ TYPE _____
CONDITION OF ADJOINING PIPE: _____
PIPE INSPECTED PRIOR TO BACKFILLING: () YES () NO
MAIN LOCATED _____ FT. FROM CENTER LINE ON N S E W SIDE OF STREET (circle one)
SNIFF TEST: () NONE () SLIGHT () DISTINCT () VERY DISTINCT
CUSTOMER BILLING: CENTERLINE TO RISER _____ FT. () SERVICE CALL
() METER TIE IN () CONVERSION () SER LINE RELOCATION HRS _____
() OTHER _____

SIGNATURE CS, AL

Morgan County Water District
WORK ORDER 7263

Account # 0009-09833-001
Name Shop, Chop
Address Hwy. 205
Telephone 662-4121

Order Date 10/11/2018
Status As soon as possible
Scheduled 10/11/18 02:01 PM
Order Type Check for Leak at Meter Base

Job # _____

METER#	ERT/INTERNAL ID#	READING	LOCATOR TAG	READING IN / OUT
WT 75775233	B15086719	553493		

Description
Comment

Requested By _____ Assigned To _____ Completed By _____
Start Date 10/12/18 Time 9:50 Completed Date 10/12/18 Time 9:53

Make _____ Size/Type _____ Multiplier _____

Notes Water bill has gone up. He thinks something may be wrong with meter. Check when in the area.

Nothing found

OFF _____ ON _____ LOCKED _____

REGULATOR: TYPE _____ MAKE _____ ORIFICE _____

SET PSIG _____ SPR RANGE _____

PIPE: PLASTIC _____ STEEL _____ LENGTH _____ FT. SIZE _____

TEST PRESSURE _____ PSIG. LENGTH OF TEST _____ HR./MIN.

FAILURES _____ CORRECTED _____ RETESTED _____ TESTED BY _____

JOINTING PROCEDURE: () FUSION () SOCKET () WELD () MECHANICAL

CATHODIC PROTECTED: () YES () NO READING _____ (STEEL ONLY)

TAPPING TEE: () FUSION X () WELD X () MECHANICAL

SIZE _____ DEPTH _____ TYPE _____

CONDITION OF ADJOINING PIPE: _____

PIPE INSPECTED PRIOR TO BACKFILLING: () YES () NO

MAIN LOCATED _____ FT. FROM CENTER LINE ON N S E W SIDE OF STREET (circle one)

SNIFF TEST: () NONE () SLIGHT () DISTINCT () VERY DISTINCT

CUSTOMER BILLING: CENTERLINE TO RISER _____ FT. () SERVICE CALL

() METER TIE IN () CONVERSION () SER LINE RELOCATION HRS _____

() OTHER _____

SIGNATURE JC

Morgan County Water District
WORK ORDER

Order Number _____

Acct.# _____

Scheduled 1/1 _____:

Name _____

Job# _____

Address _____

Requested By _____

Assigned To _____

METER# _____ ERT/INTERNAL ID# _____ READING _____ LOCATOR TAG _____ READING IN / OUT _____

Start Date 10/10/18 Time 12:30

Completed Date 10/10/18 Time 12:35

Make _____ Size/Type _____ Multiplier _____

Notes Check for leak on Hwy 460 W

Around Bill Havens

leak behind garden fix sometime

OFF _____ ON _____ LOCKED _____

REGULATOR: TYPE _____ MAKE _____ ORIFICE _____

SET PSIG _____ SPR RANGE _____

PIPE: PLASTIC _____ STEEL _____ LENGTH _____ FT. SIZE _____

TEST PRESSURE _____ PSIG. LENGTH OF TEST _____ HR./MIN.

FAILURES _____ CORRECTED _____ RETESTED _____ TESTED BY _____

JOINTING PROCEDURE: () FUSION () SOCKET () WELD () MECHANICAL

CATHODIC PROTECTED: () YES () NO READING _____ (STEEL ONLY)

TAPPING TEE: () FUSION X () WELD X () MECHANICAL

SIZE _____ DEPTH _____ TYPE _____

CONDITION OF ADJOINING PIPE: _____

PIPE INSPECTED PRIOR TO BACKFILLING: () YES () NO

MAIN LOCATED _____ FT. FROM CENTER LINE ON N S E W SIDE OF STREET (circle one)

SNIFF TEST: () NONE () SLIGHT () DISTINCT () VERY DISTINCT

CUSTOMER BILLING: CENTERLINE TO RISER _____ FT. () SERVICE CALL

() METER TIE IN () CONVERSION () SER LINE RELOCATION HRS _____

() OTHER _____

SIGNATURE CS

**Morgan County Water District
WORK ORDER 7249**

Account # 0019-00620-001
 Name May, Kathy
 Address Hwy 772/Pleasant View Ln. West Liberty, KY 41472
 Telephone 725-4263 Job #

Order Date 10/4/2018
 Status As soon as possible
 Scheduled 10/04/18 12:37 PM
 Order Type Check for Leak at Meter Base

METER#	ERT/INTERNAL ID#	READING	LOCATOR TAG	READING IN / OUT
WT 68424628	B14376994	36558	65614552	

Description
 Comment

Requested By	Assigned To	Completed By

Start Date 10/4/18 Time 7:35 Completed Date 10/4/18 Time 7:32

Make _____ Size/Type _____ Multiplier _____
 Notes _____

Meter Gatt.

OFF _____ ON _____ LOCKED _____
 REGULATOR: TYPE ____/____ MAKE ____/____ ORIFICE ____/____
 SET PSIG ____/____ SPR RANGE ____/____
 PIPE: PLASTIC _____ STEEL _____ LENGTH _____ FT. SIZE _____
 TEST PRESSURE _____ PSIG. LENGTH OF TEST _____ HR./MIN.
 FAILURES ____ CORRECTED ____ RETESTED ____ TESTED BY _____
 JOINTING PROCEDURE: () FUSION () SOCKET () WELD () MECHANICAL
 CATHODIC PROTECTED: () YES () NO READING _____ (STEEL ONLY)
 TAPPING TEE: () FUSION X () WELD X () MECHANICAL
 SIZE _____ DEPTH _____ TYPE _____
 CONDITION OF ADJOINING PIPE: _____
 PIPE INSPECTED PRIOR TO BACKFILLING: () YES () NO
 MAIN LOCATED _____ FT. FROM CENTER LINE ON N S E W SIDE OF STREET (circle one)
 SNIFF TEST: () NONE () SLIGHT () DISTINCT () VERY DISTINCT
 CUSTOMER BILLING: CENTERLINE TO RISER _____ FT. () SERVICE CALL
 () METER TIE IN () CONVERSION () SER LINE RELOCATION HRS _____
 () OTHER _____

SIGNATURE CS

Morgan County Water District
WORK ORDER 7251

Account # 0013-05180-001
Name Engle, Ray & Marie
Address 146 Yocum Rd.
Telephone 743-3512

Order Date 10/4/2018
Status As soon as possible
Scheduled 10/04/18 01:34 PM
Order Type Check for Leak at Meter Base

Job #

METER#	ERT/INTERNAL ID#	READING	LOCATOR TAG	READING IN / OUT
WT 70703149	B14376578	26275	65609881	

Description

Comment

Requested By Steve

Assigned To Maintenance Crew

Completed By

Start Date ___/___/___ Time ___:___

Completed Date 10/4/18 Time 1:00 PM

Make _____ Size/Type _____ Multiplier _____

Notes _____

LEAK AT S TUBE
NEW S TUBE

OFF _____ ON _____ LOCKED _____

REGULATOR: TYPE ___/___ MAKE ___/___ ORIFICE ___/___

SET PSIG ___/___ SPR RANGE ___/___

PIPE: PLASTIC _____ STEEL _____ LENGTH _____ FT. SIZE _____

TEST PRESSURE _____ PSIG. LENGTH OF TEST _____ HR./MIN.

FAILURES _____ CORRECTED _____ RETESTED _____ TESTED BY _____

JOINTING PROCEDURE: () FUSION () SOCKET () WELD () MECHANICAL

CATHODIC PROTECTED: () YES () NO READING _____ (STEEL ONLY)

TAPPING TEE: () FUSION X () WELD X () MECHANICAL

SIZE _____ DEPTH _____ TYPE _____

CONDITION OF ADJOINING PIPE: _____

PIPE INSPECTED PRIOR TO BACKFILLING: () YES () NO

MAIN LOCATED _____ FT. FROM CENTER LINE ON N S E W SIDE OF STREET (circle one)

SMIFF TEST: () NONE () SLIGHT () DISTINCT () VERY DISTINCT

CUSTOMER BILLING: CENTERLINE TO RISER _____ FT. () SERVICE CALL

() METER TIE IN () CONVERSION () SER LINE RELOCATION HRS _____

() OTHER _____

SIGNATURE JC

Morgan County Water District
WORK ORDER 7261

Account # 0009-05350-001
Name Gevedon, James
Address 5987 Hwy 772 West Liberty, KY 41472
Telephone (606) 725-4684 Job #

Order Date
Status
Scheduled
Order Type

10/10/2018
As soon as possible
10/10/18 03:53 PM
Check for Leak at Meter Base

METER# WT 85053899
ERT/INTERNAL ID# B15195451
READING
LOCATOR TAG
READING IN / OUT

Description
Comment
Requested By
Assigned To
Completed By
Start Date 10/10/18 Time 4:00
Completed Date 10/10/18 Time 6:00

Make
Notes
Size/Type
Multiplier

OFF _____ ON _____ LOCKED _____
REGULATOR: TYPE _____ MAKE _____ ORIFICE _____
SET PSIG _____ SPR RANGE _____
PIPE: PLASTIC _____ STEEL _____ LENGTH _____ FT. SIZE _____
TEST PRESSURE _____ PSIG. LENGTH OF TEST _____ HR./MIN.
FAILURES _____ CORRECTED _____ RETESTED _____ TESTED BY _____
JOINTING PROCEDURE: () FUSION () SOCKET () WELD () MECHANICAL
CATHODIC PROTECTED: () YES () NO READING _____ (STEEL ONLY)
TAPPING TEE: () FUSION X () WELD X () MECHANICAL
SIZE _____ DEPTH _____ TYPE _____
CONDITION OF ADJOINING PIPE: _____
PIPE INSPECTED PRIOR TO BACKFILLING: () YES () NO
MAIN LOCATED _____ FT. FROM CENTER LINE ON N S E W SIDE OF STREET (circle one)
SNIFF TEST: () NONE () SLIGHT () DISTINCT () VERY DISTINCT
CUSTOMER BILLING: CENTERLINE TO RISER _____ FT. () SERVICE CALL
() METER TIE IN () CONVERSION () SER LINE RELOCATION HRS _____
() OTHER _____

[Handwritten signature]

SIGNATURE JC, AL

Morgan County Water District
WORK ORDER 7298

Account # 0004-01440-003
Name Gilliam, Barry & Lisa
Address Hwy. 172 West Liberty, KY 41472
Telephone 522-4395 Job #

Order Date 11/1/2018
Status As soon as possible
Scheduled 11/01/18 03:23 PM
Order Type Check for Leak at Meter Base

METER#	ERT/INTERNAL ID#	READING	LOCATOR TAG	READING IN / OUT
WT 70703292	B14057245	32567	65609824	

Description
Comment

Requested By _____ Assigned To _____ Completed By _____
Start Date 11/1/18 Time 3:45 Completed Date 11/1/18 Time 4:20

Make _____ Size/Type _____ Multiplier _____

Notes
Replaced 5 Tube

OFF _____ ON _____ LOCKED _____

REGULATOR: TYPE _____ MAKE _____ ORIFICE _____

SET PSIG _____ SPR RANGE _____

PIPE: PLASTIC _____ STEEL _____ LENGTH _____ FT. SIZE _____

TEST PRESSURE _____ PSIG. LENGTH OF TEST _____ HR./MIN.

FAILURES _____ CORRECTED _____ RETESTED _____ TESTED BY _____

JOINTING PROCEDURE: () FUSION () SOCKET () WELD () MECHANICAL

CATHODIC PROTECTED: () YES () NO READING _____ (STEEL ONLY)

TAPPING TEE: () FUSION X () WELD X () MECHANICAL

SIZE _____ DEPTH _____ TYPE _____

CONDITION OF ADJOINING PIPE: _____

PIPE INSPECTED PRIOR TO BACKFILLING: () YES () NO

MAIN LOCATED _____ FT. FROM CENTER LINE ON N S E W SIDE OF STREET (circle one)

SNIFF TEST: () NONE () SLIGHT () DISTINCT () VERY DISTINCT

CUSTOMER BILLING: CENTERLINE TO RISER _____ FT. () SERVICE CALL

() METER TIE IN () CONVERSION () SER LINE RELOCATION HRS _____

() OTHER _____

SIGNATURE JK

**Morgan County Water District
WORK ORDER 7392**

Account # 0001-00153-001
 Name Church, Southfork Primitive
 Address Rt. 191 West Liberty, KY 41472
 Telephone 349-2044 Job #

Order Date 12/3/2018
 Status As soon as possible
 Scheduled 12/03/18 03:10 PM
 Order Type Check for Leak at Meter Base

METER#	ERT/INTERNAL ID#	READING	LOCATOR TAG	READING IN / OUT
WT 70703686	B14374896	540	65610218	

Description
 Comment

Requested By Customer _____ Assigned To Maintenance Crew _____ Completed By _____
 Start Date 12/17/18 Time 11:05 Completed Date 12/17/18 Time 11:45

Make _____ Size/Type _____ Multiplier _____
 Notes _____

No Leak Found

OFF _____ ON _____ LOCKED _____

REGULATOR: TYPE _____ MAKE _____ ORIFICE _____

SET PSIG _____ SPR RANGE _____

PIPE: PLASTIC _____ STEEL _____ LENGTH _____ FT. SIZE _____

TEST PRESSURE _____ PSIG. LENGTH OF TEST _____ HR./MIN.

FAILURES _____ CORRECTED _____ RETESTED _____ TESTED BY _____

JOINTING PROCEDURE: () FUSION () SOCKET () WELD () MECHANICAL

CATHODIC PROTECTED: () YES () NO READING _____ (STEEL ONLY)

TAPPING TEE: () FUSION X () WELD X () MECHANICAL

SIZE _____ DEPTH _____ TYPE _____

CONDITION OF ADJOINING PIPE: _____

PIPE INSPECTED PRIOR TO BACKFILLING: () YES () NO

MAIN LOCATED _____ FT. FROM CENTER LINE ON N S E W SIDE OF STREET (circle one)

SMELL TEST: () NONE () SLIGHT () DISTINCT () VERY DISTINCT

CUSTOMER BILLING: CENTERLINE TO RISER _____ FT. () SERVICE CALL

() METER TIE IN () CONVERSION () SER LINE RELOCATION HRS _____

() OTHER _____

SIGNATURE JC, TC, AL

Morgan County Water District
WORK ORDER 7404

Account # 0009-01650-001
 Name Lane, Larry
 Address 214 Hwy 2027 Ezel, KY 41425
 Telephone (606) 725-9242 Job #

Order Date 12/11/2018
 Status As soon as possible
 Scheduled 12/11/18 12:12 PM
 Order Type Check for Leak at Meter Base

METER#	ERT/INTERNAL ID#	READING	LOCATOR TAG	READING IN / OUT
WT 68135583	B14375087	52129	65614496	

Description

Comment

Requested By

Assigned To

Completed By

Start Date 12/11/18 Time 1:30

Completed Date 12/11/18 Time 1:30

Make _____ Size/Type _____ Multiplier _____

Notes _____

Replaced PRV - Needs new lid

OFF _____ ON LOCKED _____

REGULATOR: TYPE _____ MAKE _____ ORIFICE _____

SET PSIG _____ SPR RANGE _____

PIPE: PLASTIC _____ STEEL _____ LENGTH _____ FT. SIZE _____

TEST PRESSURE _____ PSIG. LENGTH OF TEST _____ HR./MIN.

FAILURES _____ CORRECTED _____ RETESTED _____ TESTED BY _____

JOINTING PROCEDURE: () FUSION () SOCKET () WELD () MECHANICAL

CATHODIC PROTECTED: () YES () NO READING _____ (STEEL ONLY)

TAPPING TEE: () FUSION X () WELD X () MECHANICAL

SIZE _____ DEPTH _____ TYPE _____

CONDITION OF ADJOINING PIPE: _____

PIPE INSPECTED PRIOR TO BACKFILLING: () YES () NO

MAIN LOCATED _____ FT. FROM CENTER LINE ON N S E W SIDE OF STREET (circle one)

SNIFF TEST: () NONE () SLIGHT () DISTINCT () VERY DISTINCT

CUSTOMER BILLING: CENTERLINE TO RISER _____ FT. () SERVICE CALL

() METER TIE IN () CONVERSION () SER LINE RELOCATION HRS _____

() OTHER _____

SIGNATURE *AL*

Morgan County Water District
WORK ORDER 7402

Account # 0003-01875-002
Name Clair, Jesse
Address Hwy. 460 W West Liberty, KY 41472
Telephone 725-5131 Job #

Order Date 12/10/2018
Status As soon as possible
Scheduled 12/10/18 01:34 PM
Order Type Check for Leak at Meter Base

METER#	ERT/INTERNAL ID#	READING	LOCATOR TAG	READING IN / OUT
WT 70703484	B14376969	29593	65610016	

Description
Comment

Requested By _____ Assigned To _____ Completed By _____
Start Date 12/11/18 Time 8:47 Completed Date 12/11/18 Time 8:47

Make _____ Size/Type _____ Multiplier _____
Notes Car wash in Ezel.

NO leak found

OFF _____ ON _____ LOCKED _____
REGULATOR: TYPE _____ MAKE _____ ORIFICE _____
SET PSIG _____ SPR RANGE _____
PIPE: PLASTIC _____ STEEL _____ LENGTH _____ FT. SIZE _____
TEST PRESSURE _____ PSIG. LENGTH OF TEST _____ HR./MIN.
FAILURES _____ CORRECTED _____ RETESTED _____ TESTED BY _____
JOINTING PROCEDURE: () FUSION () SOCKET () WELD () MECHANICAL
CATHODIC PROTECTED: () YES () NO READING _____ (STEEL ONLY)
TAPPING TEE: () FUSION X () WELD X () MECHANICAL
SIZE _____ DEPTH _____ TYPE _____
CONDITION OF ADJOINING PIPE: _____
PIPE INSPECTED PRIOR TO BACKFILLING: () YES () NO
MAIN LOCATED _____ FT. FROM CENTER LINE ON N S E W SIDE OF STREET (circle one)
SNIFF TEST: () NONE () SLIGHT () DISTINCT () VERY DISTINCT
CUSTOMER BILLING: CENTERLINE TO RISER _____ FT. () SERVICE CALL
() METER TIE IN () CONVERSION () SER LINE RELOCATION HRS _____
() OTHER _____

SIGNATURE JC, TC

Morgan County Water District
WORK ORDER 7407

Account # 0006-01020-001
 Name Nickell, Ella May
 Address 1054 Lacy Creek Rd. West Liberty, KY 41472
 Telephone (606) 743-4708 Job #

Order Date 12/14/2018
 Status As soon as possible
 Scheduled 12/14/18 07:48 AM
 Order Type Check for Leak at Meter Base

METER#	ERT/INTERNAL ID#	READING	LOCATOR TAG	READING IN / OUT
WT 70702668	B14106517	32999	65609200	

Description
 Comment

Requested By _____ Assigned To _____ Completed By _____
 Start Date 12/14/18 Time 8:35 Completed Date 12/14/18 Time 8:38

Make _____ Size/Type _____ Multiplier _____

Notes
Changed 5 Tube

OFF _____ ON _____ LOCKED _____
 REGULATOR: TYPE ___/___ MAKE ___/___ ORIFICE ___/___
 SET PSIG ___/___ SPR RANGE ___/___
 PIPE: PLASTIC _____ STEEL _____ LENGTH _____ FT. SIZE _____
 TEST PRESSURE _____ PSIG. LENGTH OF TEST _____ HR./MIN.
 FAILURES _____ CORRECTED _____ RETESTED _____ TESTED BY _____
 JOINTING PROCEDURE: () FUSION () SOCKET () WELD () MECHANICAL
 CATHODIC PROTECTED: () YES () NO READING _____ (STEEL ONLY)
 TAPPING TEE: () FUSION X () WELD X () MECHANICAL
 SIZE _____ DEPTH _____ TYPE _____
 CONDITION OF ADJOINING PIPE: _____
 PIPE INSPECTED PRIOR TO BACKFILLING: () YES () NO
 MAIN LOCATED _____ FT. FROM CENTER LINE ON N S E W SIDE OF STREET (circle one)
 SNIFF TEST: () NONE () SLIGHT () DISTINCT () VERY DISTINCT
 CUSTOMER BILLING: CENTERLINE TO RISER _____ FT. () SERVICE CALL
 () METER TIE IN () CONVERSION () SER LINE RELOCATION HRS _____
 () OTHER _____

SIGNATURE TC, JC

Morgan County Water District
WORK ORDER 7408

Account # 0005-00071-001
Name Gabbard, James R.
Address 22 Caskey Fork Rd.
Telephone 662-6290

Order Date 12/14/2018
Status As soon as possible
Scheduled 12/14/18 01:36 PM
Order Type Check for Leak at Meter Base

METER#	ERT/INTERNAL ID#	READING	LOCATOR TAG	READING IN / OUT
WT 75370783	B15037594	15497		

Description
Comment

Requested By _____ Assigned To _____ Completed By _____
Start Date 12/14/18 Time 3:00 Completed Date 12/14/18 Time 3:05

Make _____ Size/Type _____ Multiplier _____
Notes _____

Changed PRV

OFF _____ ON _____ LOCKED _____

REGULATOR: TYPE ____/____ MAKE ____/____ ORIFICE ____/____

SET PSIG ____/____ SPR RANGE ____/____

PIPE: PLASTIC _____ STEEL _____ LENGTH _____ FT. SIZE _____

TEST PRESSURE _____ PSIG. LENGTH OF TEST _____ HR./MIN.

FAILURES ____ CORRECTED ____ RETESTED ____ TESTED BY _____

JOINTING PROCEDURE: () FUSION () SOCKET () WELD () MECHANICAL

CATHODIC PROTECTED: () YES () NO READING _____ (STEEL ONLY)

TAPPING TEE: () FUSION X () WELD X () MECHANICAL

SIZE _____ DEPTH _____ TYPE _____

CONDITION OF ADJOINING PIPE: _____

PIPE INSPECTED PRIOR TO BACKFILLING: () YES () NO

MAIN LOCATED _____ FT. FROM CENTER LINE ON N S E W SIDE OF STREET (circle one)

SNIFF TEST: () NONE () SLIGHT () DISTINCT () VERY DISTINCT

CUSTOMER BILLING: CENTERLINE TO RISER _____ FT. () SERVICE CALL

() METER TIE IN () CONVERSION () SER LINE RELOCATION HRS _____

() OTHER _____

SIGNATURE TC, JC

**Morgan County Water District
WORK ORDER 7427**

Account # 0002-00145-001
 Name Johnston, John
 Address 283 Woodside Lane West Liberty, KY 41472
 Telephone (606) 743-1620 Job #

Order Date 1/2/2019
 Status As soon as possible
 Scheduled 01/02/19 09:30 AM
 Order Type Check for Leak at Meter Base

METER#	ERT/INTERNAL ID#	READING	LOCATOR TAG	READING IN / OUT
WT 70702218	B14105768	30964	65608750	

Description
 Comment

Requested By _____ Assigned To _____ Completed By _____
 Start Date 1/2/19 Time 11:50 Completed Date 1/2/19 Time 11:54

Make _____ Size/Type _____ Multiplier _____

Notes check to see if meter is spinning.

No Leak Found

OFF _____ ON _____ LOCKED _____

REGULATOR: TYPE _____ MAKE _____ ORIFICE _____

SET PSIG _____ SPR RANGE _____

PIPE: PLASTIC _____ STEEL _____ LENGTH _____ FT. SIZE _____

TEST PRESSURE _____ PSIG. LENGTH OF TEST _____ HR./MIN.

FAILURES _____ CORRECTED _____ RETESTED _____ TESTED BY _____

JOINTING PROCEDURE: () FUSION () SOCKET () WELD () MECHANICAL

CATHODIC PROTECTED: () YES () NO READING _____ (STEEL ONLY)

TAPPING TEE: () FUSION X () WELD X () MECHANICAL

SIZE _____ DEPTH _____ TYPE _____

CONDITION OF ADJOINING PIPE: _____

PIPE INSPECTED PRIOR TO BACKFILLING: () YES () NO

MAIN LOCATED _____ FT. FROM CENTER LINE ON N S E W SIDE OF STREET (circle one)

SNIFF TEST: () NONE () SLIGHT () DISTINCT () VERY DISTINCT

CUSTOMER BILLING: CENTERLINE TO RISER _____ FT. () SERVICE CALL

() METER TIE IN () CONVERSION () SER LINE RELOCATION HRS _____

() OTHER _____

SIGNATURE JC, TC, AC, Sp

**Morgan County Water District
WORK ORDER 7428**

Account # 0003-01535-001
Name Manns, Lillie
Address 318 Walnut St.
Telephone (606) 568-1769

Job #

Order Date 1/2/2019
Status As soon as possible
Scheduled 01/02/19 09:34 AM
Order Type Check for Leak at Meter Base

METER#	ERT/INTERNAL ID#	READING	LOCATOR TAG	READING IN / OUT
WT 78075276	B15269435	8818		

Description

Comment

Requested By Customer Assigned To Maintenance Crew Completed By

Start Date 1/2/19 Time 10:15 Completed Date 1/2/19 Time 10:18

Make _____ Size/Type _____ Multiplier _____

Notes _____

Surface water in meter

OFF _____ ON _____ LOCKED _____

REGULATOR: TYPE _____ MAKE _____ ORIFICE _____

SET PSIG _____ SPR RANGE _____

PIPE: PLASTIC _____ STEEL _____ LENGTH _____ FT. SIZE _____

TEST PRESSURE _____ PSIG. LENGTH OF TEST _____ HR./MIN.

FAILURES _____ CORRECTED _____ RETESTED _____ TESTED BY _____

JOINTING PROCEDURE: () FUSION () SOCKET () WELD () MECHANICAL

CATHODIC PROTECTED: () YES () NO READING _____ (STEEL ONLY)

TAPPING TEE: () FUSION X () WELD X () MECHANICAL

SIZE _____ DEPTH _____ TYPE _____

CONDITION OF ADJOINING PIPE: _____

PIPE INSPECTED PRIOR TO BACKFILLING: () YES () NO

MAIN LOCATED _____ FT. FROM CENTER LINE ON N S E W SIDE OF STREET (circle one)

SNIFF TEST: () NONE () SLIGHT () DISTINCT () VERY DISTINCT

CUSTOMER BILLING: CENTERLINE TO RISER _____ FT. () SERVICE CALL

() METER TIE IN () CONVERSION () SER LINE RELOCATION HRS _____

() OTHER _____

SIGNATURE JC, TC

Morgan County Water District
WORK ORDER 7446

Account # 0002-00335-001
Name Cantrell, Buel & Carolyn
Address 4649 Liberty Rd. West Liberty, KY 41472
Telephone 522-3394 Job #

Order Date 1/15/2019
Status As soon as possible
Scheduled 01/15/19 10:45 AM
Order Type Check for Leak at Meter Base

METER#	ERT/INTERNAL ID#	READING	LOCATOR TAG	READING IN / OUT
WT 70702991	B14110619	46334	65609523	

Description

Comment

Requested By

Assigned To

Completed By

Start Date 1/15/19 Time 11:00

Completed Date 1/15/19 Time 1:00

Make _____ Size/Type _____ Multiplier _____

Notes

Replaced meter Bottom

OFF _____ ON _____ LOCKED _____

REGULATOR: TYPE _____ MAKE _____ ORIFICE _____

SET PSIG _____ SPR RANGE _____

PIPE: PLASTIC _____ STEEL _____ LENGTH _____ FT. SIZE _____

TEST PRESSURE _____ PSIG. LENGTH OF TEST _____ HR./MIN.

FAILURES _____ CORRECTED _____ RETESTED _____ TESTED BY _____

JOINTING PROCEDURE: () FUSION () SOCKET () WELD () MECHANICAL

CATHODIC PROTECTED: () YES () NO READING _____ (STEEL ONLY)

TAPPING TEE: () FUSION X () WELD X () MECHANICAL

SIZE _____ DEPTH _____ TYPE _____

CONDITION OF ADJOINING PIPE: _____

PIPE INSPECTED PRIOR TO BACKFILLING: () YES () NO

MAIN LOCATED _____ FT. FROM CENTER LINE ON N S E W SIDE OF STREET (circle one)

SNIFF TEST: () NONE () SLIGHT () DISTINCT () VERY DISTINCT

CUSTOMER BILLING: CENTERLINE TO RISER _____ FT. () SERVICE CALL

() METER TIE IN () CONVERSION () SER LINE RELOCATION HRS _____

() OTHER _____

SIGNATURE TC, JC

Morgan County Water District
WORK ORDER 7455

Account # 0004-04850-001
 Name Conner, Linda
 Address 1276 Big Mandy
 Telephone 522-4516

Order Date 1/22/2019
 Status As soon as possible
 Scheduled 01/22/19 03:14 PM
 Order Type Check for Leak at Meter Base

METER#	ERT/INTERNAL ID#	READING	LOCATOR TAG	READING IN / OUT
WT 70702052	B14376901	67094	65608584	

Description
 Comment

Requested By _____ Assigned To _____ Completed By _____
 Start Date 1/22/19 Time 3:25 Completed Date 1/22/19 Time 5:57

Make _____ Size/Type _____ Multiplier _____
 Notes Replace meter with 1/2" x 1/2"

OFF _____ ON _____ LOCKED _____
 REGULATOR: TYPE ____/____ MAKE ____/____ ORIFICE ____/____
 SET PSIG ____/____ SPR RANGE ____/____
 PIPE: PLASTIC _____ STEEL _____ LENGTH _____ FT. SIZE _____
 TEST PRESSURE _____ PSIG. LENGTH OF TEST _____ HR./MIN.
 FAILURES ____ CORRECTED ____ RETESTED ____ TESTED BY _____
 JOINTING PROCEDURE: () FUSION () SOCKET () WELD () MECHANICAL
 CATHODIC PROTECTED: () YES () NO READING _____ (STEEL ONLY)
 TAPPING TEE: () FUSION X () WELD X () MECHANICAL
 SIZE _____ DEPTH _____ TYPE _____
 CONDITION OF ADJOINING PIPE: _____
 PIPE INSPECTED PRIOR TO BACKFILLING: () YES () NO
 MAIN LOCATED _____ FT. FROM CENTER LINE ON N S E W SIDE OF STREET (circle one)
 SNIFF TEST: () NONE () SLIGHT () DISTINCT () VERY DISTINCT
 CUSTOMER BILLING: CENTERLINE TO RISER _____ FT. () SERVICE CALL
 () METER TIE IN () CONVERSION () SER LINE RELOCATION HRS _____
 () OTHER _____
 SIGNATURE AL

Morgan County Water District
WORK ORDER 7451

Account # 0013-05040-001
Name Keeton, J. Matthew
Address 736 Pleasant Run Rd.
Telephone 743-1381

Job #

Order Date 1/22/2019
Status As soon as possible
Scheduled 01/22/19 07:50 AM
Order Type Check for Leak at Meter Base

METER#	ERT/INTERNAL ID#	READING	LOCATOR TAG	READING IN / OUT
WT 70703175	B14376319	41894	65609707	

Description
Comment

Requested By _____ Assigned To _____ Completed By _____
Start Date 1/22/19 Time 9:00 Completed Date 1/22/19 Time 9:20

Make _____ Size/Type _____ Multiplier _____

Notes Needs lid

Change Meter Bottom & Replaced Lid

OFF _____ ON _____ LOCKED _____

REGULATOR: TYPE _____ MAKE _____ ORIFICE _____

SET PSIG _____ SPR RANGE _____

PIPE: PLASTIC _____ STEEL _____ LENGTH _____ FT. SIZE _____

TEST PRESSURE _____ PSIG. LENGTH OF TEST _____ HR./MIN.

FAILURES _____ CORRECTED _____ RETESTED _____ TESTED BY _____

JOINTING PROCEDURE: () FUSION () SOCKET () WELD () MECHANICAL

CATHODIC PROTECTED: () YES () NO READING _____ (STEEL ONLY)

TAPPING TEE: () FUSION X () WELD X () MECHANICAL

SIZE _____ DEPTH _____ TYPE _____

CONDITION OF ADJOINING PIPE: _____

PIPE INSPECTED PRIOR TO BACKFILLING: () YES () NO

MAIN LOCATED _____ FT. FROM CENTER LINE ON N S E W SIDE OF STREET (circle one)

SNIFF TEST: () NONE () SLIGHT () DISTINCT () VERY DISTINCT

CUSTOMER BILLING: CENTERLINE TO RISER _____ FT. () SERVICE CALL

() METER TIE IN () CONVERSION () SER LINE RELOCATION HRS _____

() OTHER _____

SIGNATURE TC, JC

Morgan County Water District
WORK ORDER 7456

Account # 0004-04850-001
Name Conner, Linda
Address 1276 Big Mandy
Telephone 522-4516

Order Date 1/23/2019
Status As soon as possible
Scheduled 01/23/19 08:51 AM
Order Type Check for Leak at Meter Base

METER# WT 70702052 ERT/INTERNAL ID# B14376901 READING 67094 LOCATOR TAG 65608584 READING IN / OUT _____

Description _____

Comment _____

Requested By _____

Assigned To _____

Completed By _____

Start Date 1/23/19 Time 9:10

Completed Date 1/23/19 Time 9:20

Make _____ Size/Type _____ Multiplier _____

Notes _____

Changed PRV

OFF _____ ON _____ LOCKED _____

REGULATOR: TYPE _____ MAKE _____ ORIFICE _____

SET PSIG _____ SPR RANGE _____

PIPE: PLASTIC _____ STEEL _____ LENGTH _____ FT. SIZE _____

TEST PRESSURE _____ PSIG. LENGTH OF TEST _____ HR./MIN.

FAILURES _____ CORRECTED _____ RETESTED _____ TESTED BY _____

JOINTING PROCEDURE: () FUSION () SOCKET () WELD () MECHANICAL

CATHODIC PROTECTED: () YES () NO READING _____ (STEEL ONLY)

TAPPING TEE: () FUSION X () WELD X () MECHANICAL

SIZE _____ DEPTH _____ TYPE _____

CONDITION OF ADJOINING PIPE: _____

PIPE INSPECTED PRIOR TO BACKFILLING: () YES () NO

MAIN LOCATED _____ FT. FROM CENTER LINE ON N S E W SIDE OF STREET (circle one)

SNIFF TEST: () NONE () SLIGHT () DISTINCT () VERY DISTINCT

CUSTOMER BILLING: CENTERLINE TO RISER _____ FT. () SERVICE CALL

() METER TIE IN () CONVERSION () SER LINE RELOCATION HRS _____

() OTHER _____

SIGNATURE JC

Morgan County Water District
WORK ORDER

Order Number _____

Acct.# _____

Scheduled / / : :

Name _____

Job# _____

Address _____

Requested By _____

Assigned To _____

METER#	ERT/INTERNAL ID#	READING	LOCATOR TAG	READING IN / OUT
_____	_____	_____	_____	_____
_____	_____	_____	_____	_____
_____	_____	_____	_____	_____

Start Date / / Time :

Completed Date 10/5/18 Time :

Make _____ Size/Type _____ Multiplier _____

Notes

Check for leak at George Hammonds Road

No leak found.

OFF _____ ON _____ LOCKED _____

REGULATOR: TYPE / MAKE / ORIFICE /

SET PSIG / SPR RANGE /

PIPE: PLASTIC _____ STEEL _____ LENGTH _____ FT. SIZE _____

TEST PRESSURE _____ PSIG. LENGTH OF TEST _____ HR./MIN.

FAILURES _____ CORRECTED _____ RETESTED _____ TESTED BY _____

JOINTING PROCEDURE: () FUSION () SOCKET () WELD () MECHANICAL

CATHODIC PROTECTED: () YES () NO READING _____ (STEEL ONLY)

TAPPING TEE: () FUSION X () WELD X () MECHANICAL

SIZE _____ DEPTH _____ TYPE _____

CONDITION OF ADJOINING PIPE: _____

PIPE INSPECTED PRIOR TO BACKFILLING: () YES () NO

MAIN LOCATED _____ FT. FROM CENTER LINE ON N S E W SIDE OF STREET (circle one)

SNIFF TEST: () NONE () SLIGHT () DISTINCT () VERY DISTINCT

CUSTOMER BILLING: CENTERLINE TO RISER _____ FT. () SERVICE CALL

() METER TIE IN () CONVERSION () SER LINE RELOCATION HRS _____

() OTHER _____

SIGNATURE AL, SP

Morgan County Water District
WORK ORDER 7465

Account # 0013-04810-001
Name Blair, James A.
Address 3220 Pleasant Run Rd.
Telephone 743-7486 Job #

Order Date 1/28/2019
Status As soon as possible
Scheduled 01/28/19 10:04 AM
Order Type Check for Leak at Meter Base

METER# WT 83372429 ERT/INTERNAL ID# B15440836 READING 5646 LOCATOR TAG _____ READING IN / OUT _____

Description

Comment

Requested By

Assigned To

Completed By

Start Date 1/25/19 Time 9:30

Completed Date 1/25/19 Time 9:45

Make _____ Size/Type _____ Multiplier _____

Notes

~~Changed~~ Changed Meter bottom of FRV

OFF _____ ON _____ LOCKED _____

REGULATOR: TYPE _____ MAKE _____ ORIFICE _____

SET PSIG _____ SPR RANGE _____

PIPE: PLASTIC _____ STEEL _____ LENGTH _____ FT. SIZE _____

TEST PRESSURE _____ PSIG. LENGTH OF TEST _____ HR./MIN.

FAILURES _____ CORRECTED _____ RETESTED _____ TESTED BY _____

JOINTING PROCEDURE: () FUSION () SOCKET () WELD () MECHANICAL

CATHODIC PROTECTED: () YES () NO READING _____ (STEEL ONLY)

TAPPING TEE: () FUSION X () WELD X () MECHANICAL

SIZE _____ DEPTH _____ TYPE _____

CONDITION OF ADJOINING PIPE: _____

PIPE INSPECTED PRIOR TO BACKFILLING: () YES () NO

MAIN LOCATED _____ FT. FROM CENTER LINE ON N S E W SIDE OF STREET (circle one)

SNIFF TEST: () NONE () SLIGHT () DISTINCT () VERY DISTINCT

CUSTOMER BILLING: CENTERLINE TO RISER _____ FT. () SERVICE CALL

() METER TIE IN () CONVERSION () SER LINE RELOCATION HRS _____

() OTHER _____

SIGNATURE TC, JK

Morgan County Water District
WORK ORDER

Order Number _____

ACCT.# _____ Scheduled 1/1 : _____

Name _____ Job# _____

Address _____ Requested By _____
Assigned To _____

METER# _____ ERT/INTERNAL ID# _____ READING _____ LOCATOR TAG _____ READING IN / OUT _____

Start Date 1/28/19 Time _____ Completed Date 1/28/19 Time _____

Make _____ Size/Type _____ Multiplier _____

Notes
*Check for leak on Eva Branch -
Gose Branch
Called in by Dan De Borde*

OFF _____ ON _____ LOCKED _____

REGULATOR: TYPE _____ MAKE _____ ORIFICE _____

SET PSIG _____ SPR RANGE _____

PIPE: PLASTIC _____ STEEL _____ LENGTH _____ FT. SIZE _____

TEST PRESSURE _____ PSIG. LENGTH OF TEST _____ HR./MIN.

FAILURES _____ CORRECTED _____ RETESTED _____ TESTED BY _____

JOINTING PROCEDURE: () FUSION () SOCKET () WELD () MECHANICAL

CATHODIC PROTECTED: () YES () NO READING _____ (STEEL ONLY)

TAPPING TEE: () FUSION X () WELD X () MECHANICAL

SIZE _____ DEPTH _____ TYPE _____

CONDITION OF ADJOINING PIPE: _____

PIPE INSPECTED PRIOR TO BACKFILLING: () YES () NO

MAIN LOCATED _____ FT. FROM CENTER LINE ON N S E W SIDE OF STREET (circle one)

SNIFF TEST: () NONE () SLIGHT () DISTINCT () VERY DISTINCT

CUSTOMER BILLING: CENTERLINE TO RISER _____ FT. () SERVICE CALL

() METER TIE IN () CONVERSION () SER LINE RELOCATION HRS _____

() OTHER _____

SIGNATURE SP

CHAMBER'S
SERVICE LINE

Steve

Morgan County Water District
WORK ORDER

Order Number _____

Acct.# _____

Scheduled 1/1 : _____

Name _____

Job# _____

Address May Branch

Requested By _____

Assigned To _____

METER# _____ MERT/INTERNAL ID# _____ READING _____ LOCATOR TAG _____ READING IN / OUT _____

Start Date 1/1 Time _____

Completed Date 1/28/19 Time _____

Make _____ Size/Type _____ Multiplier _____

Notes
Check blow off end of line
BLOW OFF NOT RUNNING

OFF _____ ON _____ LOCKED _____

REGULATOR: TYPE _____ MAKE _____ ORIFICE _____

SET PSIG _____ SPR RANGE _____

PIPE: PLASTIC _____ STEEL _____ LENGTH _____ FT. SIZE _____

TEST PRESSURE _____ PSIG. LENGTH OF TEST _____ HR./MIN.

FAILURES _____ CORRECTED _____ RETESTED _____ TESTED BY _____

JOINTING PROCEDURE: () FUSION () SOCKET () WELD () MECHANICAL

CATHODIC PROTECTED: () YES () NO READING _____ (STEEL ONLY)

TAPPING TEE: () FUSION X () WELD X () MECHANICAL

SIZE _____ DEPTH _____ TYPE _____

CONDITION OF ADJOINING PIPE: _____

PIPE INSPECTED PRIOR TO BACKFILLING: () YES () NO

MAIN LOCATED _____ FT. FROM CENTER LINE ON N S E W SIDE OF STREET (circle one)

SMIFF TEST: () NONE () SLIGHT () DISTINCT () VERY DISTINCT

CUSTOMER BILLING: CENTERLINE TO RISER _____ FT. () SERVICE CALL

() METER TIE IN () CONVERSION () SER LINE RELOCATION HRS _____

() OTHER _____

SIGNATURE SP, AI

Steve

Morgan County Water District
WORK ORDER 7469

Account # 0006-03095-004
 Name Duchnowski, Clarence
 Address 769 Hwy 1081
 Telephone (606) 349-8965 Job #

Order Date 1/29/2019
 Status As soon as possible
 Scheduled 01/29/19 02:18 PM
 Order Type Check for Leak at Meter Base

METER#	ERT/INTERNAL ID#	READING	LOCATOR TAG	READING IN / OUT
WT 70702920	B14374912	35326	65609452	

Description
 Comment
 Requested By _____ Assigned To _____ Completed By _____
 Start Date 1/29/19 Time 3:00 Completed Date 1/29/19 Time 3:10

Make _____ Size/Type _____ Multiplier _____
 Notes Replaced PRV

OFF _____ ON _____ LOCKED _____
 REGULATOR: TYPE _____ MAKE _____ ORIFICE _____
 SET PSIG _____ SPR RANGE _____
 PIPE: PLASTIC _____ STEEL _____ LENGTH _____ FT. SIZE _____
 TEST PRESSURE _____ PSIG. LENGTH OF TEST _____ HR./MIN.
 FAILURES _____ CORRECTED _____ RETESTED _____ TESTED BY _____
 JOINTING PROCEDURE: () FUSION () SOCKET () WELD () MECHANICAL
 CATHODIC PROTECTED: () YES () NO READING _____ (STEEL ONLY)
 TAPPING TEE: () FUSION X () WELD X () MECHANICAL
 SIZE _____ DEPTH _____ TYPE _____
 CONDITION OF ADJOINING PIPE: _____
 PIPE INSPECTED PRIOR TO BACKFILLING: () YES () NO
 MAIN LOCATED _____ FT. FROM CENTER LINE ON N S E W SIDE OF STREET (circle one)
 SNIFF TEST: () NONE () SLIGHT () DISTINCT () VERY DISTINCT
 CUSTOMER BILLING: CENTERLINE TO RISER _____ FT. () SERVICE CALL
 () METER TIE IN () CONVERSION () SER LINE RELOCATION HRS _____
 () OTHER _____
 SIGNATURE TCAL

Morgan County Water District
WORK ORDER 7473

Account # 0009-03780-002
 Name Hollon, Kenny & Tina
 Address 63 Hwy 1950 Ezel, KY 41425
 Telephone 725-5387 Job #

Order Date 1/31/2019
 Status As soon as possible
 Scheduled 01/31/19 08:00 AM
 Order Type Check for Leak at Meter Base

METER#	ERT/INTERNAL ID#	READING	LOCATOR TAG	READING IN / OUT
WT 68424647	B14376615	58340	65614344	

Description
 Comment

Requested By _____ Assigned To _____ Completed By _____
 Start Date / / Time : Completed Date 1/30/19 Time 1:00 PM

Make _____ Size/Type _____ Multiplier _____

Notes REPLACE PRV, METER BOTTOM

OFF _____ ON _____ LOCKED _____
 REGULATOR: TYPE / MAKE / ORIFICE /
 SET PSIG / SPR RANGE /
 PIPE: PLASTIC _____ STEEL _____ LENGTH _____ FT. SIZE _____
 TEST PRESSURE _____ PSIG. LENGTH OF TEST _____ HR./MIN.
 FAILURES _____ CORRECTED _____ RETESTED _____ TESTED BY _____
 JOINTING PROCEDURE: () FUSION () SOCKET () WELD () MECHANICAL
 CATHODIC PROTECTED: () YES () NO READING _____ (STEEL ONLY)
 TAPPING TEE: () FUSION X () WELD X () MECHANICAL
 SIZE _____ DEPTH _____ TYPE _____
 CONDITION OF ADJOINING PIPE: _____
 PIPE INSPECTED PRIOR TO BACKFILLING: () YES () NO
 MAIN LOCATED _____ FT. FROM CENTER LINE ON N S E W SIDE OF STREET (circle one)
 SNIFF TEST: () NONE () SLIGHT () DISTINCT () VERY DISTINCT
 CUSTOMER BILLING: CENTERLINE TO RISER _____ FT. () SERVICE CALL
 () METER TIE IN () CONVERSION () SER LINE RELOCATION HRS _____
 () OTHER _____

SIGNATURE AL, SP

Morgan County Water District
WORK ORDER 7554

Account # 0003-00384-003
Name Helton, John B.
Address 184 Redbird Rd.
Telephone 743-7380

Order Date 2/26/2019
Status As soon as possible
Scheduled 02/26/19 09:26 AM
Order Type Customer has no water

METER# WT 70702050 ERT/INTERNAL ID# B14378675 READING 22270 LOCATOR TAG 65608582 READING IN / OUT

Description
Comment

Requested By _____ Assigned To _____ Completed By _____

Start Date ___/___/___ Time ___:___ Completed Date 2/25/19 Time ___:___

Make _____ Size/Type _____ Multiplier 2-25-19

Notes Customer has not had water in 3 days.

LEAK IN 2" LINE
FIX LEAK

OFF _____ ON _____ LOCKED _____

REGULATOR: TYPE ___/___ MAKE ___/___ ORIFICE ___/___

SET PSIG ___/___ SPR RANGE ___/___

PIPE: PLASTIC _____ STEEL _____ LENGTH _____ FT. SIZE _____

TEST PRESSURE _____ PSIG. LENGTH OF TEST _____ HR./MIN.

FAILURES ___ CORRECTED ___ RETESTED ___ TESTED BY _____

JOINTING PROCEDURE: () FUSION () SOCKET () WELD () MECHANICAL

CATHODIC PROTECTED: () YES () NO READING _____ (STEEL ONLY)

TAPPING TEE: () FUSION X () WELD X () MECHANICAL

SIZE _____ DEPTH _____ TYPE _____

CONDITION OF ADJOINING PIPE: _____

PIPE INSPECTED PRIOR TO BACKFILLING: () YES () NO

MAIN LOCATED _____ FT. FROM CENTER LINE ON N S E W SIDE OF STREET (circle one)

SNIFF TEST: () NONE () SLIGHT () DISTINCT () VERY DISTINCT

CUSTOMER BILLING: CENTERLINE TO RISER _____ FT. () SERVICE CALL

() METER TIE IN () CONVERSION () SER LINE RELOCATION HRS _____

() OTHER _____

SIGNATURE SP, AL, TC, JC

Morgan County Water District
WORK ORDER 7548

Account # 0013-05040-001
Name Keeton, J. Matthew
Address 736 Pleasant Run Rd.
Telephone 743-1381 Job #

Order Date 2/21/2019
Status As soon as possible
Scheduled 02/21/19 02:05 PM
Order Type Check for Leak at Meter Base

METER#	ERT/INTERNAL ID#	READING	LOCATOR TAG	READING IN / OUT
WT 70703175	B14376319	41894	65609707	

Description
Comment

Requested By _____ Assigned To _____ Completed By AL
Start Date 2/21/19 Time 10:35 Completed Date 2/21/19 Time 10:41

Make _____ Size/Type _____ Multiplier _____
Notes Replaced PAV

OFF _____ ON _____ LOCKED _____
REGULATOR: TYPE _____/____ MAKE _____/____ ORIFICE _____/____
SET PSIG _____/____ SPR RANGE _____/____
PIPE: PLASTIC _____ STEEL _____ LENGTH _____ FT. SIZE _____
TEST PRESSURE _____ PSIG. LENGTH OF TEST _____ HR./MIN.
FAILURES _____ CORRECTED _____ RETESTED _____ TESTED BY _____
JOINTING PROCEDURE: () FUSION () SOCKET () WELD () MECHANICAL
CATHODIC PROTECTED: () YES () NO READING _____ (STEEL ONLY)
TAPPING TEE: () FUSION X () WELD X () MECHANICAL
SIZE _____ DEPTH _____ TYPE _____
CONDITION OF ADJOINING PIPE: _____
PIPE INSPECTED PRIOR TO BACKFILLING: () YES () NO
MAIN LOCATED _____ FT. FROM CENTER LINE ON N S E W SIDE OF STREET (circle one)
SNIFF TEST: () NONE () SLIGHT () DISTINCT () VERY DISTINCT
CUSTOMER BILLING: CENTERLINE TO RISER _____ FT. () SERVICE CALL
() METER TIE IN () CONVERSION () SER LINE RELOCATION HRS _____
() OTHER _____

SIGNATURE AL, TC

Morgan County Water District
WORK ORDER 7550

Account # 0007-00040-001
Name Wheeler, Christine
Address 143 Hwy 705
Telephone 743-3037

Order Date 2/22/2019
Status As soon as possible
Scheduled 02/22/19 03:39 PM
Order Type Check for Leak at Meter Base

METER#	ERT/INTERNAL ID#	READING	LOCATOR TAG	READING IN / OUT
WT 69712255	B14378267	20127	65614398	

Description
Comment

Requested By _____ Assigned To _____ Completed By TC
Start Date 2/22/19 Time 4:00 Completed Date 2/22/19 Time 4:25

Make _____ Size/Type _____ Multiplier _____
Notes _____

No problem found at this meter, Meter across the street was leaking, Replaced Meter Bottom MX # 4853

OFF _____ ON _____ LOCKED _____
REGULATOR: TYPE ___/___ MAKE ___/___ ORIFICE ___/___
SET PSIG ___/___ SPR RANGE ___/___
PIPE: PLASTIC _____ STEEL _____ LENGTH _____ FT. SIZE _____
TEST PRESSURE _____ PSIG. LENGTH OF TEST _____ HR./MIN.
FAILURES _____ CORRECTED _____ RETESTED _____ TESTED BY _____
JOINTING PROCEDURE: () FUSION () SOCKET () WELD () MECHANICAL
CATHODIC PROTECTED: () YES () NO READING _____ (STEEL ONLY)
TAPPING TEE: () FUSION X () WELD X () MECHANICAL
SIZE _____ DEPTH _____ TYPE _____
CONDITION OF ADJOINING PIPE: _____
PIPE INSPECTED PRIOR TO BACKFILLING: () YES () NO
MAIN LOCATED _____ FT. FROM CENTER LINE ON N S E W SIDE OF STREET (circle one)
SNIFF TEST: () NONE () SLIGHT () DISTINCT () VERY DISTINCT
CUSTOMER BILLING: CENTERLINE TO RISER _____ FT. () SERVICE CALL
() METER TIE IN () CONVERSION () SER LINE RELOCATION HRS _____
() OTHER _____

SIGNATURE TC

~~XXXXXXXXXX~~
172
81
12:25

Morgan County Water District
WORK ORDER 7538

Account # 0006-04230-001
Name Vance, Keith
Address 4668 Hwy 1000 West Liberty, KY 41472
Telephone (606) 743-7905 Job #

Order Date 2/19/2019
Status As soon as possible
Scheduled 02/19/19 08:01 AM
Order Type Check for Leak at Meter Base

METER#	ERT/INTERNAL ID#	READING	LOCATOR TAG	READING IN / OUT
WT 70702843	B14375893	8457	65609375	

Description

Comment

Requested By

Assigned To

Completed By TC

Start Date 2/19/19 Time 8:30

Completed Date 2/19/19 Time 8:50

Make _____ Size/Type _____ Multiplier _____

Notes Replaced PRV & Meter Bottom, Leak Fixed

OFF _____ ON _____ LOCKED _____

REGULATOR: TYPE ___/___ MAKE ___/___ ORIFICE ___/___

SET PSIG ___/___ SPR RANGE ___/___

PIPE: PLASTIC _____ STEEL _____ LENGTH _____ FT. SIZE _____

TEST PRESSURE _____ PSIG. LENGTH OF TEST _____ HR./MIN.

FAILURES _____ CORRECTED _____ RETESTED _____ TESTED BY _____

JOINTING PROCEDURE: () FUSION () SOCKET () WELD () MECHANICAL

CATHODIC PROTECTED: () YES () NO READING _____ (STEEL ONLY)

TAPPING TEE: () FUSION X () WELD X () MECHANICAL

SIZE _____ DEPTH _____ TYPE _____

CONDITION OF ADJOINING PIPE: _____

PIPE INSPECTED PRIOR TO BACKFILLING: () YES () NO

MAIN LOCATED _____ FT. FROM CENTER LINE ON N S E W SIDE OF STREET (circle one)

SNIFF TEST: () NONE () SLIGHT () DISTINCT () VERY DISTINCT

CUSTOMER BILLING: CENTERLINE TO RISER _____ FT. () SERVICE CALL

() METER TIE IN () CONVERSION () SER LINE RELOCATION HRS _____

() OTHER _____

SIGNATURE TC

Morgan County Water District
WORK ORDER 7530

Account # 0004-01114-001
Name Realty, Unlimited
Address 45 Patoker Rd.
Telephone (606) 789-0021

Order Date 2/11/2019
Status As soon as possible
Scheduled 02/11/19 09:43 AM
Order Type Check for Leak at Meter Base

METER# WT 81775724 ERT/INTERNAL ID# B15413507 READING 3020 LOCATOR TAG _____ READING IN / OUT _____

Description
Comment

Requested By _____ Assigned To _____ Completed By _____
Start Date 2/11/19 Time 10:35 Completed Date 2/11/19 Time 10:44

Make _____ Size/Type _____ Multiplier _____

Notes
Changed meter bottom

OFF _____ ON _____ LOCKED _____

REGULATOR: TYPE _____ MAKE _____ ORIFICE _____

SET PSIG _____ SPR RANGE _____

PIPE: PLASTIC _____ STEEL _____ LENGTH _____ FT. SIZE _____

TEST PRESSURE _____ PSIG. LENGTH OF TEST _____ HR./MIN.

FAILURES _____ CORRECTED _____ RETESTED _____ TESTED BY _____

JOINTING PROCEDURE: () FUSION () SOCKET () WELD () MECHANICAL

CATHODIC PROTECTED: () YES () NO READING _____ (STEEL ONLY)

TAPPING TEE: () FUSION X () WELD X () MECHANICAL

SIZE _____ DEPTH _____ TYPE _____

CONDITION OF ADJOINING PIPE: _____

PIPE INSPECTED PRIOR TO BACKFILLING: () YES () NO

MAIN LOCATED _____ FT. FROM CENTER LINE ON N S E W SIDE OF STREET (circle one)

SNIFF TEST: () NONE () SLIGHT () DISTINCT () VERY DISTINCT

CUSTOMER BILLING: CENTERLINE TO RISER _____ FT. () SERVICE CALL

() METER TIE IN () CONVERSION () SER LINE RELOCATION HRS _____

() OTHER _____

SIGNATURE JC, TC

Morgan County Water District
WORK ORDER 7480

Account # 0008-08610-002
Name Smith, Jeffery
Address 439 Stanley Nipper Rd.
Telephone (606) 495-1821 Job #

Order Date 2/1/2019
Status As soon as possible
Scheduled 02/01/19 09:20 AM
Order Type Check for Leak at Meter Base

METER#	ERT/INTERNAL ID#	READING	LOCATOR TAG	READING IN / OUT
WT 71043720	B14450866	7609	66924185	

Description

Comment

Requested By

Assigned To

Completed By

Start Date 2/1/19 Time 9:52

Completed Date 2/1/19 Time 9:52

Make _____ Size/Type _____ Multiplier _____

Notes Replace meter bottom

OFF _____ ON _____ LOCKED _____

REGULATOR: TYPE _____ MAKE _____ ORIFICE _____

SET PSIG _____ SPR RANGE _____

PIPE: PLASTIC _____ STEEL _____ LENGTH _____ FT. SIZE _____

TEST PRESSURE _____ PSIG. LENGTH OF TEST _____ HR./MIN.

FAILURES _____ CORRECTED _____ RETESTED _____ TESTED BY _____

JOINTING PROCEDURE: () FUSION () SOCKET () WELD () MECHANICAL

CATHODIC PROTECTED: () YES () NO READING _____ (STEEL ONLY)

TAPPING TEE: () FUSION X () WELD X () MECHANICAL

SIZE _____ DEPTH _____ TYPE _____

CONDITION OF ADJOINING PIPE: _____

PIPE INSPECTED PRIOR TO BACKFILLING: () YES () NO

MAIN LOCATED _____ FT. FROM CENTER LINE ON N S E W SIDE OF STREET (circle one)

SNIFF TEST: () NONE () SLIGHT () DISTINCT () VERY DISTINCT

CUSTOMER BILLING: CENTERLINE TO RISER _____ FT. () SERVICE CALL

() METER TIE IN () CONVERSION () SER LINE RELOCATION HRS _____

() OTHER _____

SIGNATURE AL SP

Morgan County Water District
WORK ORDER

Order Number _____

Acct.# _____

Scheduled 1/1 : _____

Name _____

Job# _____

Address _____

Requested By _____

Assigned To _____

METER#	ERT/INTERNAL ID#	READING	LOCATOR TAG	READING IN / OUT

Start Date 1/1 Time _____

Completed Date 2.27.19 Time _____

Make _____ Size/Type _____ Multiplier _____

Notes Check for leak across road from Daniel Gladden on Kellaway.

Called in by Ray Cassidy 705-5056
FIX LEAK 6" LINE

OFF _____ ON _____ LOCKED _____

REGULATOR: TYPE _____ MAKE _____ ORIFICE _____

SET PSIG _____ SPR RANGE _____

PIPE: PLASTIC _____ STEEL _____ LENGTH _____ FT. SIZE _____

TEST PRESSURE _____ PSIG. LENGTH OF TEST _____ HR./MIN.

FAILURES _____ CORRECTED _____ RETESTED _____ TESTED BY _____

JOINTING PROCEDURE: () FUSION () SOCKET () WELD () MECHANICAL

CATHODIC PROTECTED: () YES () NO READING _____ (STEEL ONLY)

TAPPING TEE: () FUSION X () WELD X () MECHANICAL

SIZE _____ DEPTH _____ TYPE _____

CONDITION OF ADJOINING PIPE: _____

PIPE INSPECTED PRIOR TO BACKFILLING: () YES () NO

MAIN LOCATED _____ FT. FROM CENTER LINE ON N S E W SIDE OF STREET (circle one)

SNIFF TEST: () NONE () SLIGHT () DISTINCT () VERY DISTINCT

CUSTOMER BILLING: CENTERLINE TO RISER _____ FT. () SERVICE CALL

() METER TIE IN () CONVERSION () SER LINE RELOCATION HRS _____

() OTHER _____

SIGNATURE SP, AL, TC, JC

Morgan County Water District
WORK ORDER

Order Number _____

Acct.# _____

Scheduled 1/1 : _____

Name _____

Job# _____

Address _____

Requested By _____

Assigned To _____

METER#	ERT/INTERNAL ID#	READING	LOCATOR TAG	READING IN / OUT

Start Date 1/1 Time _____

Completed Date 3/4/19 Time _____

Make _____ Size/Type _____ Multiplier _____

Notes Possible leak on Hwy. 439

Pass Scotty Williams - Close to Daris Smith
Water is running across road.

OFF _____ ON _____ LOCKED _____

REGULATOR: TYPE _____ MAKE _____ ORIFICE _____

SET PSIG _____ SPR RANGE _____

PIPE: PLASTIC _____ STEEL _____ LENGTH _____ FT. SIZE _____

TEST PRESSURE _____ PSIG. LENGTH OF TEST _____ HR./MIN.

FAILURES _____ CORRECTED _____ RETESTED _____ TESTED BY _____

JOINTING PROCEDURE: () FUSION () SOCKET () WELD () MECHANICAL

CATHODIC PROTECTED: () YES () NO READING _____ (STEEL ONLY)

TAPPING TEE: () FUSION X () WELD X () MECHANICAL

SIZE _____ DEPTH _____ TYPE _____

CONDITION OF ADJOINING PIPE: _____

PIPE INSPECTED PRIOR TO BACKFILLING: () YES () NO

MAIN LOCATED _____ FT. FROM CENTER LINE ON N S E W SIDE OF STREET (circle one)

SLIFF TEST: () NONE () SLIGHT () DISTINCT () VERY DISTINCT

CUSTOMER BILLING: CENTERLINE TO RISER _____ FT. () SERVICE CALL

() METER TIE IN () CONVERSION () SER LINE RELOCATION HRS _____

() OTHER _____

SIGNATURE SP, CH

NO LEAK DITCH STOP UP

Morgan County Water District
WORK ORDER 7564

Account # 0013-03920-001
Name Church, Blaze Community
Address Hwy 3420/Ditney Ridge Rd.
Telephone 743-4693 Job #

Order Date 3/6/2019
Status As soon as possible
Scheduled 03/06/19 12:15 PM
Order Type Check for Leak at Meter Base

METER#	ERT/INTERNAL ID#	READING	LOCATOR TAG	READING IN / OUT
WT 70703762	B14378734	1760	65610294	

Description

Comment

Requested By

Assigned To

Completed By TC, AL

Start Date 3/6/19 Time 1:20

Completed Date 3/6/19 Time 1:35

Make _____ Size/Type _____ Multiplier _____

Notes _____

Replaced Meter Bottom & PRV, leak fixed

OFF _____ ON _____ LOCKED _____

REGULATOR: TYPE _____ MAKE _____ ORIFICE _____

SET PSIG _____ SPR RANGE _____

PIPE: PLASTIC _____ STEEL _____ LENGTH _____ FT. SIZE _____

TEST PRESSURE _____ PSIG. LENGTH OF TEST _____ HR./MIN.

FAILURES _____ CORRECTED _____ RETESTED _____ TESTED BY _____

JOINTING PROCEDURE: () FUSION () SOCKET () WELD () MECHANICAL

CATHODIC PROTECTED: () YES () NO READING _____ (STEEL ONLY)

TAPPING TEE: () FUSION X () WELD X () MECHANICAL

SIZE _____ DEPTH _____ TYPE _____

CONDITION OF ADJOINING PIPE: _____

PIPE INSPECTED PRIOR TO BACKFILLING: () YES () NO

MAIN LOCATED _____ FT. FROM CENTER LINE ON N S E W SIDE OF STREET (circle one)

SNIFF TEST: () NONE () SLIGHT () DISTINCT () VERY DISTINCT

CUSTOMER BILLING: CENTERLINE TO RISER _____ FT. () SERVICE CALL

() METER TIE IN () CONVERSION () SER LINE RELOCATION HRS _____

() OTHER _____

SIGNATURE TC, AL

APPENDIX C

QUESTION 18

7 PAGES



Branch Office
 740 Enterprise Drive
 Lexington, KY 40510
 Phone: (859)255-0852
 Fax: (859)259-1171

CITCO Large Meter Test Reco

Customer Name: Morgan Co.

Date: 3-19-19

Make: Sensus Omni C2

Serial #: 86482

Size: 3"

Location: Hick

Hickory Road

Meter Tester Information:

Make: Sensus

Type: V2

Serial #: Tester3

Size: 3"

Last Tested: 07

Test As Found

	Flow Rate	Residual Pressure	Meter	Prover	Result %=(A/B)x100
HIGH	150/500	60	507	515	98.45%
MED	15/100	75	105	105	100.00%
LOW	.50/10	90	10.3	10.2	100.98%
Average of Tests As Found:					

Result: PASSED

Oxygen: 20.8

Michael Shipley

Size	High Flow	AWWA Standard	Mid Flow	AWWA Standard	Minimum Flow
1.5"	90 gpm for 300 gal	98.5% - 101.5%	10 gpm for 100 gal	98.5% - 101.5%	4 gpm for 100 gal
2"	120 gpm for 300 gal	98.5% - 101.5%	10 gpm for 100 gal	98.5% - 101.5%	4 gpm for 100 gal
3"	275 gpm for 600 gal	98.5% - 101.5%	20 gpm for 100 gal	98.5% - 101.5%	8 gpm for 100 gal
4"	500 gpm for 1000 gal	98.5% - 101.5%	20 gpm for 1000 gal	98.5% - 101.5%	15 gpm for 100 gal
6"	1100 gpm for 2500 gal	98.5% - 101.5%	40 gpm for 1000 gal	98.5% - 101.5%	30 gpm for 1000 gal
8"	1500 gpm for 4000 gal	98.5% - 101.5%	50 gpm for 1000 gal	98.5% - 101.5%	50 gpm for 1000 gal
2"	100 gpm for 100 gal	97% - 103%	15 gpm for 100 gal	90% - 103%	.25 gpm for 10 gal
3"	150 gpm for 500 gal	97% - 103%	15 gpm for 100 gal	90% - 103%	.50 gpm for 10 gal
4"	200 gpm for 500 gal	97% - 103%	25 gpm for 100 gal	90% - 103%	.75 gpm for 10 gal
6"	500 gpm for 1000 gal	97% - 103%	35 gpm for 100 gal	90% - 103%	1.5 gpm for 100 gal
8"	600 gpm for 2000 gal	97% - 103%	45 gpm for 100 gal	90% - 103%	2 gpm for 100 gal



Branch Office
 740 Enterprise Drive
 Lexington, KY 40510
 Phone: (859)255-0852
 Fax: (859)259-1171

CITCO Large Meter Test Record

Customer Name: Morgan Co. Water

Date: 09-12-2018

Meter Info:

Make: Sensus C2

Serial #: 75371037

Size: 3"

Location: Route 7

Meter Tester Information:

Make: Sensus

Type: V2

Serial #: Tester2

Size: 3"

Last Tested: 07-19-2018

Test As Found

	Flow Rate	Residual Pressure	Meter	Prover	Result %=(A/B)x100	Curve	Meter Accuracy
HIGH	150/500	60	505	504	100.20%	100.50%	100.70%
MED	15/100	80	110	113	97.35%	100.80%	98.12%
LOW	.5/10	90	10.3	10.5	98.10%	100.50%	98.59%
Average of Tests As Found:							99.14%

Test After Repair

	Flow Rate	Residual Pressure	Meter	Prover	Result %=(A/B)x100	Curve	Meter Accuracy
HIGH					#DIV/0!		#DIV/0!
MED					#DIV/0!		#DIV/0!
LOW					#DIV/0!		#DIV/0!
Average of Tests After Repair:							#DIV/0!

Tested By: Michael Shipley

Card#: W1370

Comments: PASSED



Branch Office
 740 Enterprise Drive
 Lexington, KY 40510
 Phone: (859)255-0852
 Fax: (859)259-1171

CITCO Large Meter Test Record

Customer Name: Morgan Co. Water

Date: 05-10-2017

Meter Info:

Make: Sensus C2

Serial #: 83059648

Size: 3"

Location: Kristen Lane

Meter Tester Information:

Make: Sensus

Type: V2

Serial #: Tester3

Size: 3"

Last Tested: 07-19-2018

Test As Found

	Flow Rate	Residual Pressure	Meter	Prover	Result %=(A/B)x100	Curve	Meter Accuracy
HIGH	150/500	60	556	551	100.91%	100.50%	101.41%
MED	15/100	80	112	115	97.39%	100.80%	98.17%
LOW	.5/10	105	10.9	11	99.09%	100.50%	99.58%
Average of Tests As Found:							99.72%

Test After Repair

	Flow Rate	Residual Pressure	Meter	Prover	Result %=(A/B)x100	Curve	Meter Accuracy
HIGH					#DIV/0!		#DIV/0!
MED					#DIV/0!		#DIV/0!
LOW					#DIV/0!		#DIV/0!
Average of Tests After Repair:							#DIV/0!

Tested By: Michael Shipley

Card#: W1370

Comments: PASSED



Branch Office
 740 Enterprise Drive
 Lexington, KY 40510
 Phone: (859)255-0852
 Fax: (859)259-1171

CITCO Large Meter Test Record

Customer Name: Morgan Co. Water

Date: 09-12-2018

Meter Info:

Make: Sensus C2

Serial #: 85246632

Size: 4"

Location: HWY 191

Meter Tester Information:

Make: Sensus

Type: V2

Serial #: Tester3

Size: 3"

Last Tested: 07-19-2018

Test As Found

	Flow Rate	Residual Pressure	Meter	Prover	Result %=(A/B)x100	Curve	Meter Accuracy
HIGH	200/500	75	492	501	98.20%	100.50%	98.69%
MED	25/100	100	143	142	100.70%	100.80%	101.51%
LOW	.75/10	120	12.1	12.2	99.18%	100.50%	99.68%
Average of Tests As Found:							99.96%

Test After Repair

	Flow Rate	Residual Pressure	Meter	Prover	Result %=(A/B)x100	Curve	Meter Accuracy
HIGH					#DIV/0!		#DIV/0!
MED					#DIV/0!		#DIV/0!
LOW					#DIV/0!		#DIV/0!
Average of Tests After Repair:							#DIV/0!

Tested By: Michael Shipley

Card#: W1370

Comments: PASSED



Branch Office
 740 Enterprise Drive
 Lexington, KY 40510
 Phone: (859)255-0852
 Fax: (859)259-1171

CITCO Large Meter Test Record

Customer Name: Morgan Co. Water

Date: 05-10-2017

Meter Info:

Make: Sensus C2

Serial #: 75225289

Size: 3"

Location: Hickory Rd.

Meter Tester Information:

Make: Sensus

Type: V2

Serial #: Tester3

Size: 3"

Last Tested: 07-19-2018

Test As Found

	Flow Rate	Residual Pressure	Meter	Prover	Result %=(A/B)x100	Curve	Meter Accuracy	
HIGH	150/500	70	492	506	97.23%	100.50%	72.26%	
MED	15/100	85	51	102	50.00%	100.80%		
LOW	.5/10	100	6.9	10.1	68.32%	100.50%		
Average of Tests As Found:								

	Flow Rate	Residual Pressure	Meter	Prover	Result %=(A/B)x100	Curve	Meter Accuracy	
HIGH					#DIV/0!		#DIV/0!	
MED	15/100	85	52	100	52.00%	100.80%	#DIV/0!	
LOW					#DIV/0!		#DIV/0!	
Average of Tests After Repair:								#DIV/0!

Tested By: Michael Shipley

Card#: W1370

Comments: FAILED

NOTE BAD CHECK VALVE
 IN PUMP STA.
 RETEST 3-19-19



Branch Office
 740 Enterprise Drive
 Lexington, KY 40510
 Phone: (859)255-0852
 Fax: (859)259-1171

CITCO Large Meter Test Record

Customer Name: Morgan Co. Water

Date: 09-12-2018

Meter Info:

Make: Sensus C2

Serial #: 75371027

Size: 3"

Location: Frank Blevins

Meter Tester Information:

Make: Sensus

Type: V2

Serial #: Tester3

Size: 3"

Last Tested: 07-19-2018

Test As Found

	Flow Rate	Residual Pressure	Meter	Prover	Result %=(A/B)x100	Curve	Meter Accuracy
HIGH	150/500	50	524	525	99.81%	100.50%	
MED	15/100	75	101	105	96.19%	100.80%	
LOW	.5/10	90	10.6	10.8	98.15%	100.50%	
Average of Tests As Found:							98.64%

Test After Repair

	Flow Rate	Residual Pressure	Meter	Prover	Result %=(A/B)x100	Curve	Meter Accuracy
HIGH					#DIV/0!		#DIV/0!
MED					#DIV/0!		#DIV/0!
LOW					#DIV/0!		#DIV/0!
Average of Tests After Repair:							#DIV/0!

Tested By: Michael Shipley

Card#: W1370

Comments: PASSED



Branch Office
 740 Enterprise Drive
 Lexington, KY 40510
 Phone: (859)255-0852
 Fax: (859)259-1171

CITCO Large Meter Test Record

Customer Name: Morgan Co. Water

Date: 09-12-2018

Meter Info:

Make: Sensus C2

Serial #: 78128789

Size: 4"

Location: Spaws Creek

Meter Tester Information:

Make: Sensus

Type: V2

Serial #: Tester3

Size: 3"

Last Tested: 07-19-2018

Test As Found

	Flow Rate	Residual Pressure	Meter	Prover	Result %=(A/B)x100	Curve	Meter Accuracy
HIGH	412/1000	90	1010	1012	99.80%	100.50%	
MED							
LOW	15/100	120	101	103	98.06%	100.50%	
Average of Tests As Found:							99.42%

Test After Repair

	Flow Rate	Residual Pressure	Meter	Prover	Result %=(A/B)x100	Curve	Meter Accuracy
HIGH					#DIV/0!		#DIV/0!
MED					#DIV/0!		#DIV/0!
LOW					#DIV/0!		#DIV/0!
Average of Tests After Repair:							#DIV/0!

Tested By: Michael Shipley

Card#: W1370

Comments: PASSED

APPENDIX C

QUESTION 20

2 PAGES

Morgan County Water District Meter Change Out Report

Service Type	(All)	Beginning Date	01/01/2018
Cycle	(All)	Ending Date	03/12/2019
Beginning Account	0001-00001-01	Use Reading Factor	No
Ending Account	0020-99999-01		

Account		Service Address					
Date	Service	Old Meter #	Present Reading	Previous Reading	Usage	New Meter #	Start Reading
0001-00583-09	Timothy S. Lykins					773 Hwy 844 West Liberty, KY 41472	
04/25/18	WT	70702343	41012	41012	0	70703324	34257
0001-00980-02	Haskell Sizemore					97 Stinson Branch West Liberty, KY 41472	
06/05/18	WT	71043736	43419	43219	200	71043736	0
0001-01525-01	Harold Stidham					101 Chalmer Benton Rd.	
04/27/18	WT	70702195	19867	19067	800	70702313	12564
0002-00187-01	Vivian Lykins					4043 Liberty Rd. West Liberty, KY 41472	
03/08/18	WT	70702661	20054	18760	1294	84269944	0
0003-00327-01	Jeneen Roach					1581 Centerville Rd. West Liberty, KY 41472	
03/09/18	WT	70702519	28562	28562	0	84269943	0
0004-00360-01	Scott's Body Shop					Old Hwy. 172 West Liberty, KY 41472	
07/17/18	WT	77500244	12080	12080	0	70702648	17089
02/27/18	WT	70702844	41	41	0	77500244	8621
0004-00500-01	Joey Bates					Rt. 172 West Liberty, KY 41472	
05/01/18	WT	70703325	21938	21938	0	84269935	0
0004-00570-01	Andrew Legg					Rt. 172 West Liberty, KY 41472	
01/25/18	WT	76941076	3162	3162	0	83940739	0
0004-01318-01	Old Primitive Baptist Church					Rt. 172 West Liberty, KY 41472	
02/24/18	WT	70703291	10534	10534	0	83940725	0
0004-03040-01	Deleese Brooks					2695 Hwy 650	
02/07/18	WT	70702125	30698	30698	0	83940738	0
0004-03050-01	Junior Eldridge					2755 Hwy. 650	
03/08/18	WT	70718060	24152	24152	0	84269942	0
0006-00810-03	Jonathan Patton					1735 Hwy 364 West Liberty, KY 41472	
06/04/18	WT	70702638	40917	40720	197	70703004	42698
0006-01890-01	Kevin Brooks					1094 Jones Creek West Liberty, KY 41472	
03/29/18	WT	70702624	67290	66989	301	84269941	0
0006-01920-01	Sonny & Suzanne Vance					Jones Creek West Liberty, KY 41472	
03/08/18	WT	70702623	51168	51168	0	83940728	0
0006-02820-08	Clifford & Savannah McClurg					8344 Hwy 460E West Liberty, KY 41472	
05/17/18	WT	70702847	27957	27940	17	70702141	18788
0006-03590-01	Mike Wireman					955 Hwy 1162	
05/08/18	WT	70702879	41711	41711	0	70702865	19237
0006-04338-01	Scotty & Angie Davis					4308 Steele Branch Rd. West Liberty, KY 41472	
12/28/18	WT	70702985	49676	49348	328	84898343	0
0008-09480-01	Coty Colyer					594 Perry Rd.	
11/07/18	WT	81870111	1654	1628	26	84898521	0
0009-00030-01	John & Beverly Mays					690 Meeting House Branch Ezel, KY 41425	
08/03/18	WT	67404067	37985	37850	135	70702624	67318
0009-00750-01	Brad Lawson					1161 Hwy 1010	
02/07/18	WT	68424417	38475	38475	0	83940729	0
0009-05550-01	Lynne Smith					6385 Hwy 772	

Account			Service Address				
Date	Service	Old Meter #	Present Reading	Previous Reading	Usage	New Meter #	Start Reading
06/05/18	WT	71043778	24706	24647	59	71043778	0
0013-03580-02	Brenda M. Fairchild					6150 Hwy. 1002 West Liberty, KY 41472	
05/23/18	WT	70703758	18615	18615	0	70703458	44476
0013-04750-01	Jonda Sargent					706 Blaze Rd.	
04/25/18	WT	72124131	17334	17334	0	70703379	15147
0013-04810-01	James A. Blair					3220 Pleasant Run Rd.	
02/12/19	WT	83372429	5646	5646	0	84898339	0
0018-00080-01	Delbert & Ruth Pack					220 Hwy 705/Long Rd.	
06/05/18	WT	67404118	48423	48259	164	67404118	0

26

~~XXXXXXXXXX~~

APPENDIX C

QUESTION 28

28 PAGES

Monthly Water Use Report

Water Utility: Morgan Co. Water District (City of WL) PWSID: Ky 0880594

For the Month of: Dec 24 - Jan 23 Year: 2018 (City WL)

1	PRODUCTION COST PER THOUSAND		\$0.00
2	PURCHASE COST PER THOUSAND		\$3.08

GALLONS

WATER PRODUCED or PURCHASED

3	Water Produced	\$0.00	0	
4	Water Purchased	\$53,838.89	17,480,160	100%
5	TOTAL PRODUCED AND PURCHASED		17,480,160	
6	TOTAL COST		\$53,838.89	

WATER SOLD

7	Residential		6,018,820	
8	Commercial		238,140	
9	Industrial			
10	Bulk Loading Stations		0	
11	Wholesale		0	
12	Other Sales (explain) Frederick & May & Moses Drilling		0	
13	TOTAL WATER SOLD		6,256,960	35.79%
14	TOTAL WATER NOT SOLD		11,223,200	64.21%

BREAKDOWN OF WATER USAGE

15	Water Treatment Plant		
16	Wastewater Treatment Plant		
17	System Flushing		3,194,588
18	Fire Department Usage		19,500
19	Other Usage (explain)		

20 **TOTAL USAGE** 3,214,088

21 **WATER LOSS PERCENTAGE FOR RATE PURPOSES** **45.82%**

BREAKDOWN OF WATER LOST

22	Tank Overflows		
23	Excavation Breaks		
24	Repaired Line Breaks		
25	Unknown Loss		8,009,112

45.82%

26 **TOTAL WATER NOT SOLD OR USED** 8,009,112

27 **COST OF WATER NOT SOLD OR USED** **\$24,668.06**

"UNKNOWN LOSS" FLOW RATE AND COST:

28	"Unknown Loss"		8,009,112
29	% "Unknown Loss"		45.82%
30	Number of Days in Period		30
31	"Unknown Loss" per Day (Gallons per Day)		266,970
32	"Unknown Loss" per Minute (GPM)		185.40
33	"Unknown Loss" Cost for Month		\$24,668.06

Monthly Water Use Report

Water Utility: Morgan Co. Water District (Cave Run) PWSID: Ky 0880594

For the Month of: Dec 24 - Jan 23 Year: 2018

1	PRODUCTION COST PER THOUSAND	\$0.00
2	PURCHASE COST PER THOUSAND	\$2.57

GALLONS

WATER PRODUCED or PURCHASED			
3	Water Produced	\$0.00	0
4	Water Purchased	\$30,302.87	11,791,000
5	TOTAL PRODUCED AND PURCHASED		11,791,000
6	TOTAL COST		\$30,302.87

WATER SOLD

7	Residential		5,177,560
8	Commercial		375,520
9	Industrial		
10	Bulk Loading Stations		0
11	Wholesale		
12	Other Sales (explain) Campton / Frenchburg		0
13	TOTAL WATER SOLD		5,553,080 47.10%
14	TOTAL WATER NOT SOLD		6,237,920 52.90%

BREAKDOWN OF WATER USAGE

15	Water Treatment Plant		
16	Wastewater Treatment Plant		
17	System Flushing		677,503
18	Fire Department Usage		2,000
19	Other Usage (explain)		

20	TOTAL USAGE	679,503
21	WATER LOSS PERCENTAGE FOR RATE PURPOSES	47.14%

BREAKDOWN OF WATER LOST

22	Tank Overflows		
23	Excavation Breaks		
24	Repaired Line Breaks		
25	Unknown Loss		5,558,417 47.14%

26	TOTAL WATER NOT SOLD OR USED	5,558,417
27	COST OF WATER NOT SOLD OR USED	\$14,285.13

"UNKNOWN LOSS" FLOW RATE AND COST:

28	"Unknown Loss"	5,558,417
29	% "Unknown Loss"	47.14%
30	Number of Days in Period	30
31	"Unknown Loss" per Day (Gallons per Day)	185,281
32	"Unknown Loss" per Minute (GPM)	128.67
33	"Unknown Loss" Cost for Month	\$14,285.13

Monthly Water Use Report

Water Utility: Morgan Co. Water District (City of WL) PWSID: Ky 0880594

For the Month of: Jan 24 - Feb 23 Year: 2018 (City WL)

1	PRODUCTION COST PER THOUSAND	\$0.00
2	PURCHASE COST PER THOUSAND	\$3.08

GALLONS

WATER PRODUCED or PURCHASED			
3	Water Produced	\$0.00	0
4	Water Purchased	\$52,860.32	17,162,440
5	TOTAL PRODUCED AND PURCHASED		17,162,440
6	TOTAL COST	\$52,860.32	

WATER SOLD

7	Residential	4,849,120	
8	Commercial	257,540	
9	Industrial		
10	Bulk Loading Stations	0	
11	Wholesale	0	
12	Other Sales (explain) Frederick & May & Moses Drilling	0	
13	TOTAL WATER SOLD	5,106,660	29.75%
14	TOTAL WATER NOT SOLD	12,055,780	70.25%

BREAKDOWN OF WATER USAGE

15	Water Treatment Plant	
16	Wastewater Treatment Plant	
17	System Flushing	3,425,199
18	Fire Department Usage	12,000
19	Other Usage (explain)	

20 **TOTAL USAGE** 3,437,199

21 **WATER LOSS PERCENTAGE FOR RATE PURPOSES** 50.22%

BREAKDOWN OF WATER LOST

22	Tank Overflows	
23	Excavation Breaks	
24	Repaired Line Breaks	
25	Unknown Loss	8,618,581

26 **TOTAL WATER NOT SOLD OR USED** 8,618,581

27 **COST OF WATER NOT SOLD OR USED** \$26,545.23

"UNKNOWN LOSS" FLOW RATE AND COST:

28	"Unknown Loss"	8,618,581
29	% "Unknown Loss"	50.22%
30	Number of Days in Period	30
31	"Unknown Loss" per Day (Gallons per Day)	287,286
32	"Unknown Loss" per Minute (GPM)	199.50
33	"Unknown Loss" Cost for Month	\$26,545.23

Monthly Water Use Report

Water Utility: Morgan Co. Water District (Cave Run) PWSID: Ky 0880594

For the Month of: Jan 24 - Feb 23 Year: 2018

1	PRODUCTION COST PER THOUSAND	\$0.00
2	PURCHASE COST PER THOUSAND	\$2.57

GALLONS

WATER PRODUCED or PURCHASED

3	Water Produced	\$0.00	0	0%
4	Water Purchased	\$28,992.17	11,281,000	100%
5	TOTAL PRODUCED AND PURCHASED		11,281,000	
6	TOTAL COST		\$28,992.17	

WATER SOLD

7	Residential	3,116,100	
8	Commercial	455,280	
9	Industrial		
10	Bulk Loading Stations	0	
11	Wholesale		
12	Other Sales (explain) Campton / Frenchburg	1,000	
13	TOTAL WATER SOLD		3,572,380 31.67%
14	TOTAL WATER NOT SOLD		7,708,620 68.33%

BREAKDOWN OF WATER USAGE

15	Water Treatment Plant	
16	Wastewater Treatment Plant	
17	System Flushing	501,489
18	Fire Department Usage	1,500
19	Other Usage (explain)	

20	TOTAL USAGE	502,989
21	WATER LOSS PERCENTAGE FOR RATE PURPOSES	63.87%

BREAKDOWN OF WATER LOST

22	Tank Overflows	
23	Excavation Breaks	
24	Repaired Line Breaks	
25	Unknown Loss	7,205,631 63.87%

26	TOTAL WATER NOT SOLD OR USED	7,205,631
27	COST OF WATER NOT SOLD OR USED	\$18,518.47

"UNKNOWN LOSS" FLOW RATE AND COST:

28	"Unknown Loss"	7,205,631
29	% "Unknown Loss"	63.87%
30	Number of Days in Period	30
31	"Unknown Loss" per Day (Gallons per Day)	240,188
32	"Unknown Loss" per Minute (GPM)	166.80
33	"Unknown Loss" Cost for Month	\$18,518.47

Monthly Water Use Report

Water Utility: Morgan Co. Water District (City of WL) PWSID: Ky 0880594

For the Month of: Feb 24 - March 23 Year: 2018 (City WL)

1	PRODUCTION COST PER THOUSAND	\$0.00
2	PURCHASE COST PER THOUSAND	\$3.08

GALLONS

WATER PRODUCED or PURCHASED				
3	Water Produced	\$0.00	0	0%
4	Water Purchased	\$42,074.56	13,660,570	100%
5	TOTAL PRODUCED AND PURCHASED		13,660,570	
6	TOTAL COST		\$42,074.56	

WATER SOLD

7	Residential		4,389,420	
8	Commercial		222,800	
9	Industrial			
10	Bulk Loading Stations		0	
11	Wholesale		0	
12	Other Sales (explain) Frederick & May & Moses Drilling		0	
13	TOTAL WATER SOLD		4,612,220	33.76%
14	TOTAL WATER NOT SOLD		9,048,350	66.24%

BREAKDOWN OF WATER USAGE

15	Water Treatment Plant			
16	Wastewater Treatment Plant			
17	System Flushing		3,357,856	
18	Fire Department Usage		5,850	
19	Other Usage (explain)			
20	TOTAL USAGE		3,363,706	
21	WATER LOSS PERCENTAGE FOR RATE PURPOSES			41.61%

BREAKDOWN OF WATER LOST

22	Tank Overflows			
23	Excavation Breaks			
24	Repaired Line Breaks			
25	Unknown Loss		5,684,644	41.61%
26	TOTAL WATER NOT SOLD OR USED		5,684,644	
27	COST OF WATER NOT SOLD OR USED		\$17,508.70	

"UNKNOWN LOSS" FLOW RATE AND COST:			
28	"Unknown Loss"		5,684,644
29	% "Unknown Loss"		41.61%
30	Number of Days in Period		30
31	"Unknown Loss" per Day (Gallons per Day)		189,488
32	"Unknown Loss" per Minute (GPM)		131.59
33	"Unknown Loss" Cost for Month		\$17,508.70

Monthly Water Use Report

Water Utility: Morgan Co. Water District (Cave Run) PWSID: Ky 0880594
 For the Month of: Feb 24 - March 23 Year: 2018

1	PRODUCTION COST PER THOUSAND		\$0.00
2	PURCHASE COST PER THOUSAND		\$2.57

GALLONS

WATER PRODUCED or PURCHASED

3	Water Produced	\$0.00	0	0%
4	Water Purchased	\$20,580.56	8,008,000	100%
5	TOTAL PRODUCED AND PURCHASED		8,008,000	
6	TOTAL COST		\$20,580.56	

WATER SOLD

7	Residential		2,741,370	
8	Commercial		383,310	
9	Industrial			
10	Bulk Loading Stations		0	
11	Wholesale			
12	Other Sales (explain) Campton / Frenchburg		0	
13	TOTAL WATER SOLD		3,124,680	39.02%
14	TOTAL WATER NOT SOLD		4,883,320	60.98%

BREAKDOWN OF WATER USAGE

15	Water Treatment Plant		
16	Wastewater Treatment Plant		
17	System Flushing		375,000
18	Fire Department Usage		2,500
19	Other Usage (explain)		

20			377,500
21	TOTAL USAGE		377,500

21			56.27%
	WATER LOSS PERCENTAGE FOR RATE PURPOSES		

BREAKDOWN OF WATER LOST

22	Tank Overflows		
23	Excavation Breaks		
24	Repaired Line Breaks		
25	Unknown Loss		4,505,820

56.27%

26			4,505,820
27	TOTAL WATER NOT SOLD OR USED		4,505,820

27			\$11,579.96
	COST OF WATER NOT SOLD OR USED		\$11,579.96

"UNKNOWN LOSS" FLOW RATE AND COST:

28	"Unknown Loss"		4,505,820
29	% "Unknown Loss"		56.27%
30	Number of Days in Period		30
31	"Unknown Loss" per Day (Gallons per Day)		150,194
32	"Unknown Loss" per Minute (GPM)		104.30
33	"Unknown Loss" Cost for Month		\$11,579.96

Monthly Water Use Report

Water Utility: Morgan Co. Water District (City of WL) PWSID: Ky 0880594

or the Month of: March 24 - April 23 Year: 2016 (City WL)

1	PRODUCTION COST PER THOUSAND	\$0.00
2	PURCHASE COST PER THOUSAND	\$3.08

GALLONS

WATER PRODUCED or PURCHASED				
3	Water Produced	\$0.00	0	0%
4	Water Purchased	\$45,433.14	14,751,020	100%
5	TOTAL PRODUCED AND PURCHASED		14,751,020	
6	TOTAL COST		\$45,433.14	

WATER SOLD

7	Residential		4,661,280	
8	Commercial		262,530	
9	Industrial			
10	Bulk Loading Stations		0	
11	Wholesale		0	
12	Other Sales (explain) Frederick & May		0	
13	TOTAL WATER SOLD		4,923,810	33.38%
14	TOTAL WATER NOT SOLD		9,827,210	66.62%

BREAKDOWN OF WATER USAGE

15	Water Treatment Plant		
16	Wastewater Treatment Plant		
17	System Flushing		3,237,961
18	Fire Department Usage		33,000
19	Other Usage (explain)		

20	TOTAL USAGE		3,270,961
21	WATER LOSS PERCENTAGE FOR RATE PURPOSES		44.45%

BREAKDOWN OF WATER LOST

22	Tank Overflows			
23	Excavation Breaks			
24	Repaired Line Breaks			
25	Unknown Loss		6,556,249	44.45%

26	TOTAL WATER NOT SOLD OR USED		6,556,249
27	COST OF WATER NOT SOLD OR USED		\$20,193.25

"UNKNOWN LOSS" FLOW RATE AND COST:

28	"Unknown Loss"		6,556,249
29	% "Unknown Loss"		44.45%
30	Number of Days in Period		30
31	"Unknown Loss" per Day (Gallons per Day)		218,542
32	"Unknown Loss" per Minute (GPM)		151.77
33	"Unknown Loss" Cost for Month		\$20,193.25

Monthly Water Use Report

Water Utility: Morgan Co. Water District (Cave Run) PWSID: Ky 0880594

or the Month of: March 24 - April 23 Year: 2016 (CAVE RN)

1	PRODUCTION COST PER THOUSAND	\$0.00
2	PURCHASE COST PER THOUSAND	\$2.57

GALLONS

WATER PRODUCED or PURCHASED				
3	Water Produced	\$0.00	0	0%
4	Water Purchased	\$25,006.10	9,730,000	100%
5	TOTAL PRODUCED AND PURCHASED		9,730,000	
6	TOTAL COST			

WATER SOLD				
7	Residential		3,131,610	
8	Commercial		405,820	
9	Industrial			
10	Bulk Loading Stations		0	
11	Wholesale			
12	Other Sales (explain) Campton / Frenchburg		53,000	
13	TOTAL WATER SOLD		3,590,430	36.90%
14	TOTAL WATER NOT SOLD		6,139,570	63.10%

BREAKDOWN OF WATER USAGE

15	Water Treatment Plant			
16	Wastewater Treatment Plant			
17	System Flushing		518,249	
18	Fire Department Usage		4,000	
19	Other Usage (explain)			

20	TOTAL USAGE	522,249
21	WATER LOSS PERCENTAGE FOR RATE PURPOSES	57.73%

BREAKDOWN OF WATER LOST

22	Tank Overflows			
23	Excavation Breaks		660,000	
24	Repaired Line Breaks			
25	Unknown Loss		4,957,321	50.95%

26	TOTAL WATER NOT SOLD OR USED	5,617,321
27	COST OF WATER NOT SOLD OR USED	\$14,436.51

"UNKNOWN LOSS" FLOW RATE AND COST:

28	"Unknown Loss"	4,957,321
29	% "Unknown Loss"	50.95%
30	Number of Days in Period	30
31	"Unknown Loss" per Day (Gallons per Day)	165,244
32	"Unknown Loss" per Minute (GPM)	114.75
33	"Unknown Loss" Cost for Month	\$12,740.31

Monthly Water Use Report

Water Utility: Morgan Co. Water District (City of WL) PWSID: Ky 0880594

For the Month of: April 24 - May 23 Year: 2016 (City WL)

1	PRODUCTION COST PER THOUSAND	\$0.00
2	PURCHASE COST PER THOUSAND	\$3.08

GALLONS

WATER PRODUCED or PURCHASED				
3	Water Produced	\$0.00	0	0%
4	Water Purchased	\$40,328.23	13,093,580	100%
5	TOTAL PRODUCED AND PURCHASED		13,093,580	
6	TOTAL COST	\$40,328.23		

WATER SOLD

7	Residential		5,131,450	
8	Commercial		217,290	
9	Industrial			
10	Bulk Loading Stations		0	
11	Wholesale		0	
12	Other Sales (explain) Jag, Inc.		36,000	
13	TOTAL WATER SOLD		5,384,740	41.13%
14	TOTAL WATER NOT SOLD		7,708,840	58.87%

BREAKDOWN OF WATER USAGE

15	Water Treatment Plant		
16	Wastewater Treatment Plant		
17	System Flushing		3,111,416
18	Fire Department Usage		34,500
19	Other Usage (explain)		

20	TOTAL USAGE	3,145,916	
21	WATER LOSS PERCENTAGE FOR RATE PURPOSES		34.85%

BREAKDOWN OF WATER LOST

22	Tank Overflows		
23	Excavation Breaks		
24	Repaired Line Breaks		
25	Unknown Loss		4,562,924

26	TOTAL WATER NOT SOLD OR USED	4,562,924	
27	COST OF WATER NOT SOLD OR USED		\$14,053.81

"UNKNOWN LOSS" FLOW RATE AND COST:

28	"Unknown Loss"	4,562,924	
29	% "Unknown Loss"	34.85%	
30	Number of Days in Period	30	
31	"Unknown Loss" per Day (Gallons per Day)	152,097	
32	"Unknown Loss" per Minute (GPM)	105.62	
33	"Unknown Loss" Cost for Month	\$14,053.81	

Monthly Water Use Report

Water Utility: Morgan Co. Water District (Cave Run) PWSID: Ky 0880594

For the Month of: April 24 - May 23 Year: 2016 (CAVE RN)

1	PRODUCTION COST PER THOUSAND	\$0.00
2	PURCHASE COST PER THOUSAND	\$2.57

GALLONS

WATER PRODUCED or PURCHASED				
3	Water Produced	\$0.00	0	0%
4	Water Purchased	\$23,492.37	9,141,000	100%
5	TOTAL PRODUCED AND PURCHASED		9,141,000	
6	TOTAL COST		\$23,492.37	

WATER SOLD				
7	Residential		3,718,570	
8	Commercial		527,390	
9	Industrial			
10	Bulk Loading Stations		0	
11	Wholesale			
12	Other Sales (explain) Campton / Frenchburg			
13	TOTAL WATER SOLD		4,245,960	46.45%
14	TOTAL WATER NOT SOLD		4,895,040	53.55%

BREAKDOWN OF WATER USAGE

15	Water Treatment Plant			
16	Wastewater Treatment Plant			
17	System Flushing		494,799	
18	Fire Department Usage		9,500	
19	Other Usage (explain)			

20	TOTAL USAGE		504,299	
21	WATER LOSS PERCENTAGE FOR RATE PURPOSES		48.03%	

BREAKDOWN OF WATER LOST

22	Tank Overflows			
23	Excavation Breaks			
24	Repaired Line Breaks			
25	Unknown Loss		4,390,741	48.03%

26	TOTAL WATER NOT SOLD OR USED		4,390,741	
27	COST OF WATER NOT SOLD OR USED		\$11,284.20	

"UNKNOWN LOSS" FLOW RATE AND COST:				
28	"Unknown Loss"		4,390,741	
29	% "Unknown Loss"		48.03%	
30	Number of Days in Period		30	
31	"Unknown Loss" per Day (Gallons per Day)		146,358	
32	"Unknown Loss" per Minute (GPM)		101.64	
33	"Unknown Loss" Cost for Month		\$11,284.20	

Monthly Water Use Report

Water Utility: Morgan Co. Water District (City of WL) PWSID: Ky 0880594

or the Month of: May 24 - June 23 Year: 2018 (City WL)

1	PRODUCTION COST PER THOUSAND	\$0.00
2	PURCHASE COST PER THOUSAND	\$3.08

GALLONS

WATER PRODUCED or PURCHASED				
3	Water Produced	\$0.00	0	0%
4	Water Purchased	\$36,888.42	11,976,760	100%
5	TOTAL PRODUCED AND PURCHASED		11,976,760	
6	TOTAL COST	\$36,888.42		

WATER SOLD

7	Residential		5,987,870	
8	Commercial		288,370	
9	Industrial			
10	Bulk Loading Stations		0	
11	Wholesale		0	
12	Other Sales (explain)		0	
13	TOTAL WATER SOLD		6,276,240	52.40%
14	TOTAL WATER NOT SOLD		5,700,520	47.60%

BREAKDOWN OF WATER USAGE

15	Water Treatment Plant			
16	Wastewater Treatment Plant			
17	System Flushing		3,076,558	
18	Fire Department Usage		45,000	
19	Other Usage (explain)			
20	TOTAL USAGE		3,121,558	
21	WATER LOSS PERCENTAGE FOR RATE PURPOSES			21.53%

BREAKDOWN OF WATER LOST

22	Tank Overflows			
23	Excavation Breaks			
24	Repaired Line Breaks		43,000	
25	Unknown Loss		2,535,962	21.17%
26	TOTAL WATER NOT SOLD OR USED		2,578,962	
27	COST OF WATER NOT SOLD OR USED		\$7,943.20	

"UNKNOWN LOSS" FLOW RATE AND COST:			
28	"Unknown Loss"		2,535,962
29	% "Unknown Loss"		21.17%
30	Number of Days in Period		30
31	"Unknown Loss" per Day (Gallons per Day)		84,532
32	"Unknown Loss" per Minute (GPM)		58.70
33	"Unknown Loss" Cost for Month		\$7,810.76

Monthly Water Use Report

Water Utility: Morgan Co. Water District (Cave Run) PWSID: Ky 0880594

for the Month of: May 24 - June 23 Year: 2018 (CAVE RN)

1	PRODUCTION COST PER THOUSAND	\$0.00	
2	PURCHASE COST PER THOUSAND	\$2.57	

GALLONS

WATER PRODUCED or PURCHASED			
3	Water Produced	\$0.00	0
4	Water Purchased	\$24,366.17	9,481,000
5	TOTAL PRODUCED AND PURCHASED		9,481,000
6	TOTAL COST	\$24,366.17	

WATER SOLD

7	Residential		3,996,520
8	Commercial		378,750
9	Industrial		
10	Bulk Loading Stations		0
11	Wholesale		
12	Other Sales (explain) Campton / Frenchburg		
13	TOTAL WATER SOLD		4,375,270
14	TOTAL WATER NOT SOLD		5,105,730

BREAKDOWN OF WATER USAGE

15	Water Treatment Plant		
16	Wastewater Treatment Plant		
17	System Flushing		780,961
18	Fire Department Usage		10,500
19	Other Usage (explain)		

20	TOTAL USAGE		791,461
21	WATER LOSS PERCENTAGE FOR RATE PURPOSES		45.50%

BREAKDOWN OF WATER LOST

22	Tank Overflows		
23	Excavation Breaks		
24	Repaired Line Breaks		175,000
25	Unknown Loss		4,139,269

26	TOTAL WATER NOT SOLD OR USED		4,314,269
27	COST OF WATER NOT SOLD OR USED		\$11,087.67

"UNKNOWN LOSS" FLOW RATE AND COST:

28	"Unknown Loss"		4,139,269
29	% "Unknown Loss"		43.66%
30	Number of Days in Period		30
31	"Unknown Loss" per Day (Gallons per Day)		137,976
32	"Unknown Loss" per Minute (GPM)		95.82
33	"Unknown Loss" Cost for Month		\$10,637.92

Monthly Water Use Report

Water Utility: Morgan Co. Water District (City of WL) PWSID: Ky 0880594

For the Month of: June 24 - July 23 Year: 2018 (City WL)

1	PRODUCTION COST PER THOUSAND	\$0.00
2	PURCHASE COST PER THOUSAND	\$3.08

GALLONS

WATER PRODUCED or PURCHASED			
3	Water Produced	\$0.00	0
4	Water Purchased	\$34,369.60	11,158,960
5	TOTAL PRODUCED AND PURCHASED		11,158,960
6	TOTAL COST	\$34,369.60	

WATER SOLD

7	Residential		5,236,990
8	Commercial		174,300
9	Industrial		
10	Bulk Loading Stations		0
11	Wholesale		0
12	Other Sales (explain) Hinkle		20,600
13	TOTAL WATER SOLD		5,431,890 48.68%
14	TOTAL WATER NOT SOLD		5,727,070 51.32%

BREAKDOWN OF WATER USAGE

15	Water Treatment Plant		
16	Wastewater Treatment Plant		
17	System Flushing		3,189,527
18	Fire Department Usage		16,000
19	Other Usage (explain)		

20 **TOTAL USAGE** 3,205,527

21 **WATER LOSS PERCENTAGE FOR RATE PURPOSES** 22.60%

BREAKDOWN OF WATER LOST

22	Tank Overflows		
23	Excavation Breaks		
24	Repaired Line Breaks		155,000
25	Unknown Loss		2,366,543 21.21%

26 **TOTAL WATER NOT SOLD OR USED** 2,521,543

27 **COST OF WATER NOT SOLD OR USED** \$7,766.35

"UNKNOWN LOSS" FLOW RATE AND COST:

28	"Unknown Loss"	2,366,543
29	% "Unknown Loss"	21.21%
30	Number of Days in Period	30
31	"Unknown Loss" per Day (Gallons per Day)	78,885
32	"Unknown Loss" per Minute (GPM)	54.78
33	"Unknown Loss" Cost for Month	\$7,288.95

Monthly Water Use Report

Water Utility: Morgan Co. Water District (Cave Run) PWSID: Ky 0880594

for the Month of: June 24 - July 23 Year: 2018 (CAVE RN)

1	PRODUCTION COST PER THOUSAND	\$0.00
2	PURCHASE COST PER THOUSAND	\$2.67

GALLONS

WATER PRODUCED or PURCHASED			
3	Water Produced	\$0.00	0
4	Water Purchased	\$24,030.00	9,000,000
5	TOTAL PRODUCED AND PURCHASED		9,000,000
6	TOTAL COST		\$24,030.00

WATER SOLD

7	Residential		3,314,690
8	Commercial		290,750
9	Industrial		
10	Bulk Loading Stations		0
11	Wholesale		
12	Other Sales (explain) Campton / Frenchburg		
13	TOTAL WATER SOLD		3,605,440 40.06%
14	TOTAL WATER NOT SOLD		5,394,560 59.94%

BREAKDOWN OF WATER USAGE

15	Water Treatment Plant		
16	Wastewater Treatment Plant		
17	System Flushing		803,629
18	Fire Department Usage		8,500
19	Other Usage (explain) Walker		33,100

20 **TOTAL USAGE** 845,229

21 **WATER LOSS PERCENTAGE FOR RATE PURPOSES** 50.55%

BREAKDOWN OF WATER LOST

22	Tank Overflows		
23	Excavation Breaks		
24	Repaired Line Breaks		220,000
25	Unknown Loss		4,329,331 48.10%

26 **TOTAL WATER NOT SOLD OR USED** 4,549,331

27 **COST OF WATER NOT SOLD OR USED** \$12,146.71

"UNKNOWN LOSS" FLOW RATE AND COST:

28	"Unknown Loss"	4,329,331
29	% "Unknown Loss"	48.10%
30	Number of Days in Period	30
31	"Unknown Loss" per Day (Gallons per Day)	144,311
32	"Unknown Loss" per Minute (GPM)	100.22
33	"Unknown Loss" Cost for Month	\$11,559.31

Monthly Water Use Report

Water Utility: Morgan Co. Water District (City of WL) PWSID: Ky 0880594

For the Month of: July 24 - August 23 Year: 2018 (City WL)

1	PRODUCTION COST PER THOUSAND	\$0.00
2	PURCHASE COST PER THOUSAND	\$3.08

GALLONS

WATER PRODUCED or PURCHASED			
3	Water Produced	\$0.00	0
4	Water Purchased	\$33,560.70	10,896,330
5	TOTAL PRODUCED AND PURCHASED		10,896,330
6	TOTAL COST	\$33,560.70	
WATER SOLD			
7	Residential		5,400,280
8	Commercial		216,270
9	Industrial		
10	Bulk Loading Stations		0
11	Wholesale		0
12	Other Sales (explain) _____	Hinkle	
13	TOTAL WATER SOLD		5,616,550
14	TOTAL WATER NOT SOLD		5,279,780

0%
100%

51.55%
48.45%

BREAKDOWN OF WATER USAGE

15	Water Treatment Plant	
16	Wastewater Treatment Plant	
17	System Flushing	3,930,894
18	Fire Department Usage	32,000
19	Other Usage (explain) _____	

20 **TOTAL USAGE** 3,962,894

21 **WATER LOSS PERCENTAGE FOR RATE PURPOSES** 12.09%

BREAKDOWN OF WATER LOST

22	Tank Overflows	
23	Excavation Breaks	
24	Repaired Line Breaks	13,602
25	Unknown Loss	1,303,284

11.96%

26 **TOTAL WATER NOT SOLD OR USED** 1,316,886

27 **COST OF WATER NOT SOLD OR USED** \$4,056.01

"UNKNOWN LOSS" FLOW RATE AND COST:		
28	"Unknown Loss"	1,303,284
29	% "Unknown Loss"	11.96%
30	Number of Days in Period	30
31	"Unknown Loss" per Day (Gallons per Day)	43,443
32	"Unknown Loss" per Minute (GPM)	30.17
33	"Unknown Loss" Cost for Month	\$4,014.11

Monthly Water Use Report

Water Utility: Morgan Co. Water District (Cave Run) PWSID: Ky 0880594

For the Month of: July 24 - August 23 Year: 2018 (CAVE RN)

1	PRODUCTION COST PER THOUSAND	\$0.00
2	PURCHASE COST PER THOUSAND	\$2.67

GALLONS

WATER PRODUCED or PURCHASED				
3	Water Produced	\$0.00	0	0%
4	Water Purchased	\$24,120.78	9,034,000	100%
5	TOTAL PRODUCED AND PURCHASED		9,034,000	
6	TOTAL COST		\$24,120.78	

WATER SOLD

7	Residential	3,728,050		
8	Commercial	398,750		
9	Industrial			
10	Bulk Loading Stations	0		
11	Wholesale			
12	Other Sales (explain) Campton / Frenchburg			
13	TOTAL WATER SOLD		4,126,800	45.68%
14	TOTAL WATER NOT SOLD		4,907,200	54.32%

BREAKDOWN OF WATER USAGE

15	Water Treatment Plant		
16	Wastewater Treatment Plant		
17	System Flushing	905,000	
18	Fire Department Usage	5,000	
19	Other Usage (explain) Hinkle	20,600	

20 **TOTAL USAGE** 930,600

21 **WATER LOSS PERCENTAGE FOR RATE PURPOSES** 44.02%

BREAKDOWN OF WATER LOST

22	Tank Overflows		
23	Excavation Breaks		
24	Repaired Line Breaks	432,828	
25	Unknown Loss	3,543,772	39.23%

26 **TOTAL WATER NOT SOLD OR USED** 3,976,600

27 **COST OF WATER NOT SOLD OR USED** \$10,617.52

"UNKNOWN LOSS" FLOW RATE AND COST:

28	"Unknown Loss"	3,543,772
29	% "Unknown Loss"	39.23%
30	Number of Days in Period	30
31	"Unknown Loss" per Day (Gallons per Day)	118,126
32	"Unknown Loss" per Minute (GPM)	82.03
33	"Unknown Loss" Cost for Month	\$9,461.87

Monthly Water Use Report

Water Utility: Morgan Co. Water District (City of WL) PWSID: Ky 0880594

For the Month of: Aug 24 - Sept. 23 Year: 2018 (City WL)

1	PRODUCTION COST PER THOUSAND	\$0.00
2	PURCHASE COST PER THOUSAND	\$3.08

GALLONS

WATER PRODUCED or PURCHASED

3	Water Produced	\$0.00	0	0%
4	Water Purchased	\$39,315.34	12,764,720	100%
5	TOTAL PRODUCED AND PURCHASED		12,764,720	
6	TOTAL COST		\$39,315.34	

WATER SOLD

7	Residential	5,053,980	
8	Commercial	264,950	
9	Industrial		
10	Bulk Loading Stations	0	
11	Wholesale	0	
12	Other Sales (explain) _____ Hinkle		
13	TOTAL WATER SOLD		5,318,930 41.67%
14	TOTAL WATER NOT SOLD		7,445,790 58.33%

BREAKDOWN OF WATER USAGE

15	Water Treatment Plant		
16	Wastewater Treatment Plant		
17	System Flushing	3,760,452	
18	Fire Department Usage	2,000	
19	Other Usage (explain) _____		

20	TOTAL USAGE	3,762,452	
----	--------------------	-----------	--

21	WATER LOSS PERCENTAGE FOR RATE PURPOSES	28.86%
----	--	--------

BREAKDOWN OF WATER LOST

22	Tank Overflows		
23	Excavation Breaks		
24	Repaired Line Breaks	280,000	
25	Unknown Loss	3,403,338	26.66%

26	TOTAL WATER NOT SOLD OR USED	3,683,338	
----	-------------------------------------	-----------	--

27	COST OF WATER NOT SOLD OR USED	\$11,344.68	
----	---------------------------------------	-------------	--

"UNKNOWN LOSS" FLOW RATE AND COST:

28	"Unknown Loss"	3,403,338	
29	% "Unknown Loss"	26.66%	
30	Number of Days in Period	30	
31	"Unknown Loss" per Day (Gallons per Day)	113,445	
32	"Unknown Loss" per Minute (GPM)	78.78	
33	"Unknown Loss" Cost for Month	\$10,482.28	

Monthly Water Use Report

Water Utility: Morgan Co. Water District (Cave Run) PWSID: Ky 0880594

for the Month of: August 24 - Sept. 24 Year: 2018 (CAVE RN)

1	PRODUCTION COST PER THOUSAND	\$0.00
2	PURCHASE COST PER THOUSAND	\$2.67

GALLONS

WATER PRODUCED or PURCHASED

3	Water Produced	\$0.00	0	0%
4	Water Purchased	\$29,124.36	10,908,000	100%
5	TOTAL PRODUCED AND PURCHASED		10,908,000	
6	TOTAL COST		\$29,124.36	

WATER SOLD

7	Residential	3,221,790	
8	Commercial	379,920	
9	Industrial		
10	Bulk Loading Stations	4,000	
11	Wholesale		
12	Other Sales (explain) <u> Campton / Frenchburg</u>		
13	TOTAL WATER SOLD		3,605,710 33.06%
14	TOTAL WATER NOT SOLD		7,302,290 66.94%

BREAKDOWN OF WATER USAGE

15	Water Treatment Plant		
16	Wastewater Treatment Plant		
17	System Flushing	1,029,203	
18	Fire Department Usage	19,000	
19	Other Usage (explain) <u> Walker</u>	105,400	

20 **TOTAL USAGE** 1,153,603

21 **WATER LOSS PERCENTAGE FOR RATE PURPOSES** 56.37%

BREAKDOWN OF WATER LOST

22	Tank Overflows		
23	Excavation Breaks		
24	Repaired Line Breaks	0	
25	Unknown Loss	6,148,687	56.37%

26 **TOTAL WATER NOT SOLD OR USED** 6,148,687

27 **COST OF WATER NOT SOLD OR USED** \$16,416.99

"UNKNOWN LOSS" FLOW RATE AND COST:

28	"Unknown Loss"	6,148,687	
29	% "Unknown Loss"	56.37%	
30	Number of Days in Period	30	
31	"Unknown Loss" per Day (Gallons per Day)	204,956	
32	"Unknown Loss" per Minute (GPM)	142.33	
33	"Unknown Loss" Cost for Month	\$16,416.99	

Monthly Water Use Report

Water Utility: Morgan Co. Water District (City of WL) PWSID: Ky 0880594

for the Month of: Sept. 24 - Oct. 23 Year: 2018 (City WL)

1	PRODUCTION COST PER THOUSAND	\$0.00
2	PURCHASE COST PER THOUSAND	\$3.08

GALLONS

WATER PRODUCED or PURCHASED				
3	Water Produced	\$0.00	0	0%
4	Water Purchased	\$37,354.89	12,128,210	100%
5	TOTAL PRODUCED AND PURCHASED		12,128,210	
6	TOTAL COST	\$37,354.89		

WATER SOLD

7	Residential	4,522,880	
8	Commercial	315,500	
9	Industrial		
10	Bulk Loading Stations	0	
11	Wholesale	0	
12	Other Sales (explain) _____ Hinkle		
13	TOTAL WATER SOLD	4,838,380	39.89%
14	TOTAL WATER NOT SOLD	7,289,830	60.11%

BREAKDOWN OF WATER USAGE

15	Water Treatment Plant		
16	Wastewater Treatment Plant		
17	System Flushing	3,734,428	
18	Fire Department Usage	2,500	
19	Other Usage (explain) _____		

20 **TOTAL USAGE** **3,736,928**

21 **WATER LOSS PERCENTAGE FOR RATE PURPOSES** **29.29%**

BREAKDOWN OF WATER LOST

22	Tank Overflows		
23	Excavation Breaks		
24	Repaired Line Breaks		
25	Unknown Loss	3,552,902	29.29%

26 **TOTAL WATER NOT SOLD OR USED** **3,552,902**

27 **COST OF WATER NOT SOLD OR USED** **\$10,942.84**

"UNKNOWN LOSS" FLOW RATE AND COST:

28	"Unknown Loss"	3,552,902	
29	% "Unknown Loss"	29.29%	
30	Number of Days in Period	30	
31	"Unknown Loss" per Day (Gallons per Day)	118,430	
32	"Unknown Loss" per Minute (GPM)	82.24	
33	"Unknown Loss" Cost for Month	\$10,942.84	

Monthly Water Use Report

Water Utility: Morgan Co. Water District (Cave Run) PWSID: Ky 0880594

for the Month of: Sept. 24 - Oct. 24 Year: 2018 (CAVE RN)

1	PRODUCTION COST PER THOUSAND	\$0.00
2	PURCHASE COST PER THOUSAND	\$2.67

GALLONS

WATER PRODUCED or PURCHASED				
3	Water Produced	\$0.00	0	0%
4	Water Purchased	\$23,752.32	8,896,000	100%
5	TOTAL PRODUCED AND PURCHASED		8,896,000	
6	TOTAL CCST		\$23,752.32	

WATER SOLD

7	Residential		4,561,400	
8	Commercial		339,890	
9	Industrial			
10	Bulk Loading Stations			
11	Wholesale			
12	Other Sales (explain) _____	Campton / Frenchburg		
13	TOTAL WATER SOLD		4,901,290	55.10%
14	TOTAL WATER NOT SOLD		3,994,710	44.90%

BREAKDOWN OF WATER USAGE

15	Water Treatment Plant			
16	Wastewater Treatment Plant			
17	System Flushing		986,400	
18	Fire Department Usage		2,000	
19	Other Usage (explain) _____	Walker		
20	TOTAL USAGE		988,400	
21	WATER LOSS PERCENTAGE FOR RATE PURPOSES		33.79%	

BREAKDOWN OF WATER LOST

22	Tank Overflows			
23	Excavation Breaks			
24	Repaired Line Breaks		0	
25	Unknown Loss		3,006,310	33.79%
26	TOTAL WATER NOT SOLD OR USED		3,006,310	
27	COST OF WATER NOT SOLD OR USED		\$8,026.85	

"UNKNOWN LOSS" FLOW RATE AND COST:

28	"Unknown Loss"		3,006,310	
29	% "Unknown Loss"		33.79%	
30	Number of Days in Period		30	
31	"Unknown Loss" per Day (Gallons per Day)		100,210	
32	"Unknown Loss" per Minute (GPM)		69.59	
33	"Unknown Loss" Cost for Month		\$8,026.85	

Monthly Water Use Report

Water Utility: Morgan Co. Water District (City of WL) PWSID: Ky 0880594

For the Month of: Oct. 24 - Nov. 23 Year: 2018 (City WL)

1	PRODUCTION COST PER THOUSAND	\$0.00
2	PURCHASE COST PER THOUSAND	\$3.08

GALLONS

WATER PRODUCED or PURCHASED				
3	Water Produced	\$0.00	0	0%
4	Water Purchased	\$40,415.48	13,121,910	100%
5	TOTAL PRODUCED AND PURCHASED		13,121,910	
6	TOTAL COST	\$40,415.48		

WATER SOLD				
7	Residential		5,141,450	
8	Commercial		442,020	
9	Industrial			
10	Bulk Loading Stations		9,400	
11	Wholesale		0	
12	Other Sales (explain) _____ Hinkle			
13	TOTAL WATER SOLD		5,592,870	42.62%
14	TOTAL WATER NOT SOLD		7,529,040	57.38%

BREAKDOWN OF WATER USAGE				
15	Water Treatment Plant			
16	Wastewater Treatment Plant			
17	System Flushing		3,817,934	
18	Fire Department Usage		6,000	
19	Other Usage (explain) _____			
20	TOTAL USAGE		3,823,934	
21	WATER LOSS PERCENTAGE FOR RATE PURPOSES			28.24%

BREAKDOWN OF WATER LOST				
22	Tank Overflows			
23	Excavation Breaks			
24	Repaired Line Breaks			
25	Unknown Loss		3,705,106	28.24%
26	TOTAL WATER NOT SOLD OR USED		3,705,106	
27	COST OF WATER NOT SOLD OR USED		\$11,411.73	

"UNKNOWN LOSS" FLOW RATE AND COST:				
28	"Unknown Loss"		3,705,106	
29	% "Unknown Loss"		28.24%	
30	Number of Days in Period		30	
31	"Unknown Loss" per Day (Gallons per Day)		123,504	
32	"Unknown Loss" per Minute (GPM)		85.77	
33	"Unknown Loss" Cost for Month		\$11,411.73	

Monthly Water Use Report

Water Utility: Morgan Co. Water District (Cave Run) PWSID: Ky 0880594

For the Month of: Oct. 24 - Nov. 23 Year: 2018 (CAVE RN)

1	PRODUCTION COST PER THOUSAND	\$0.00
2	PURCHASE COST PER THOUSAND	\$2.67

GALLONS

WATER PRODUCED or PURCHASED

3	Water Produced	\$0.00	0	0%
4	Water Purchased	\$26,774.76	10,028,000	100%
5	TOTAL PRODUCED AND PURCHASED		10,028,000	
6	TOTAL COST	\$26,774.76		

WATER SOLD

7	Residential		3,209,670	
8	Commercial		428,080	
9	Industrial			
10	Bulk Loading Stations		7,300	
11	Wholesale			
12	Other Sales (explain) Walker		420,000	
13	TOTAL WATER SOLD		4,065,050	40.54%
14	TOTAL WATER NOT SOLD		5,962,950	59.46%

BREAKDOWN OF WATER USAGE

15	Water Treatment Plant		
16	Wastewater Treatment Plant		
17	System Flushing		1,006,164
18	Fire Department Usage		500
19	Other Usage (explain)		

20	TOTAL USAGE		1,006,664
----	--------------------	--	-----------

21	WATER LOSS PERCENTAGE FOR RATE PURPOSES	49.42%
----	--	--------

BREAKDOWN OF WATER LOST

22	Tank Overflows		
23	Excavation Breaks		
24	Repaired Line Breaks		0
25	Unknown Loss		4,956,286

26	TOTAL WATER NOT SOLD OR USED		4,956,286
----	-------------------------------------	--	-----------

27	COST OF WATER NOT SOLD OR USED		\$13,233.28
----	---------------------------------------	--	-------------

"UNKNOWN LOSS" FLOW RATE AND COST:

28	"Unknown Loss"		4,956,286
29	% "Unknown Loss"		49.42%
30	Number of Days in Period		30
31	"Unknown Loss" per Day (Gallons per Day)		165,210
32	"Unknown Loss" per Minute (GPM)		114.73
33	"Unknown Loss" Cost for Month		\$13,233.28

Monthly Water Use Report

Water Utility: Morgan Co. Water District (City of WL) PWSID: Ky 0880594

or the Month of: Nov. 24 - Dec.. 23 Year: 2018 (City WL)

1	PRODUCTION COST PER THOUSAND	\$0.00
2	PURCHASE COST PER THOUSAND	\$3.08

GALLONS

WATER PRODUCED or PURCHASED			
3	Water Produced	\$0.00	0 0%
4	Water Purchased	\$41,472.79	13,465,190 100%
5	TOTAL PRODUCED AND PURCHASED		13,465,190
6	TOTAL COST		\$41,472.79

WATER SOLD			
7	Residential		4,403,080
8	Commercial		245,550
9	Industrial		
10	Bulk Loading Stations		
11	Wholesale		0
12	Other Sales (explain) _____	Hinkle	
13	TOTAL WATER SOLD		4,648,630 34.52%
14	TOTAL WATER NOT SOLD		8,816,560 65.48%

BREAKDOWN OF WATER USAGE

15	Water Treatment Plant		
16	Wastewater Treatment Plant		
17	System Flushing		3,756,106
18	Fire Department Usage		
19	Other Usage (explain) _____		

20	TOTAL USAGE		3,756,106
21	WATER LOSS PERCENTAGE FOR RATE PURPOSES		37.58%

BREAKDOWN OF WATER LOST

22	Tank Overflows		
23	Excavation Breaks		
24	Repaired Line Breaks		
25	Unknown Loss		5,060,454 37.58%

26	TOTAL WATER NOT SOLD OR USED		5,060,454
27	COST OF WATER NOT SOLD OR USED		\$15,586.20

"UNKNOWN LOSS" FLOW RATE AND COST:			
28	"Unknown Loss"		5,060,454
29	% "Unknown Loss"		37.58%
30	Number of Days in Period		30
31	"Unknown Loss" per Day (Gallons per Day)		168,682
32	"Unknown Loss" per Minute (GPM)		117.14
33	"Unknown Loss" Cost for Month		\$15,586.20

Monthly Water Use Report

Water Utility: Morgan Co. Water District (Cave Run) PWSID: Ky 0880594

For the Month of: Nov. 24 - Dec. 23 Year: 2018 (CAVE RN)

1	PRODUCTION COST PER THOUSAND	\$0.00
2	PURCHASE COST PER THOUSAND	\$2.67

GALLONS

WATER PRODUCED or PURCHASED				
3	Water Produced	\$0.00	0	0%
4	Water Purchased	\$24,991.20	9,360,000	100%
5	TOTAL PRODUCED AND PURCHASED		9,360,000	
6	TOTAL COST		\$24,991.20	

WATER SOLD

7	Residential		2,758,790	
8	Commercial		367,790	
9	Industrial			
10	Bulk Loading Stations		0	
11	Wholesale			
12	Other Sales (explain)		0	
13	TOTAL WATER SOLD		3,126,580	33.40%
14	TOTAL WATER NOT SOLD		6,233,420	66.60%

BREAKDOWN OF WATER USAGE

15	Water Treatment Plant			
16	Wastewater Treatment Plant			
17	System Flushing		920,765	
18	Fire Department Usage		1,000	
19	Other Usage (explain)			
20	TOTAL USAGE		921,765	
21	WATER LOSS PERCENTAGE FOR RATE PURPOSES			56.75%

BREAKDOWN OF WATER LOST

22	Tank Overflows			
23	Excavation Breaks			
24	Repaired Line Breaks		0	
25	Unknown Loss		5,311,655	56.75%
26	TOTAL WATER NOT SOLD OR USED		5,311,655	
27	COST OF WATER NOT SOLD OR USED		\$14,182.12	

"UNKNOWN LOSS" FLOW RATE AND COST:

28	"Unknown Loss"		5,311,655	
29	% "Unknown Loss"		56.75%	
30	Number of Days in Period		30	
31	"Unknown Loss" per Day (Gallons per Day)		177,055	
32	"Unknown Loss" per Minute (GPM)		122.95	
33	"Unknown Loss" Cost for Month		\$14,182.12	

Monthly Water Use Report

Water Utility: Morgan Co. Water District (Cave Run) PWSID: Ky 0880594

or the Month of: Dec. 24 - Jan. 23 Year: 2019 Cave Run

1	PRODUCTION COST PER THOUSAND	\$0.00
2	PURCHASE COST PER THOUSAND	\$2.67

GALLONS

WATER PRODUCED or PURCHASED				
3	Water Produced	\$0.00	0	0%
4	Water Purchased	\$26,940.30	10,090,000	100%
5	TOTAL PRODUCED AND PURCHASED		10,090,000	
6	TOTAL COST		\$26,940.30	

WATER SOLD

7	Residential		3,447,780	
8	Commercial		534,590	
9	Industrial			
10	Bulk Loading Stations		0	
11	Wholesale			
12	Other Sales (explain)		0	
13	TOTAL WATER SOLD		3,982,370	39.47%
14	TOTAL WATER NOT SOLD		6,107,630	60.53%

BREAKDOWN OF WATER USAGE

15	Water Treatment Plant		
16	Wastewater Treatment Plant		
17	System Flushing		649,490
18	Fire Department Usage		1,000
19	Other Usage (explain)		

20 **TOTAL USAGE** 650,490

21 **WATER LOSS PERCENTAGE FOR RATE PURPOSES** **54.08%**

BREAKDOWN OF WATER LOST

22	Tank Overflows		
23	Excavation Breaks		
24	Repaired Line Breaks		0
25	Unknown Loss		5,457,140 54.08%

26 **TOTAL WATER NOT SOLD OR USED** 5,457,140

27 **COST OF WATER NOT SOLD OR USED** **\$14,570.56**

"UNKNOWN LOSS" FLOW RATE AND COST:

28	"Unknown Loss"		5,457,140
29	% "Unknown Loss"		54.08%
30	Number of Days in Period		30
31	"Unknown Loss" per Day (Gallons per Day)		181,905
32	"Unknown Loss" per Minute (GPM)		126.32
33	"Unknown Loss" Cost for Month		\$14,570.56

Monthly Water Use Report

Water Utility: Morgan Co. Water District (City of WL) PWSID: Ky 0880594

For the Month of: Dec. 24 - Jan. 23 Year: 2019 (City WL)

1	PRODUCTION COST PER THOUSAND	\$0.00
2	PURCHASE COST PER THOUSAND	\$3.08

GALLONS

WATER PRODUCED or PURCHASED				
3	Water Produced	\$0.00	0	0%
4	Water Purchased	\$43,147.41	14,008,900	100%
5	TOTAL PRODUCED AND PURCHASED		14,008,900	
6	TOTAL COST		\$43,147.41	

WATER SOLD

7	Residential	5,163,320		
8	Commercial	359,380		
9	Industrial			
10	Bulk Loading Stations			
11	Wholesale	0		
12	Other Sales (explain) Hinkle			
13	TOTAL WATER SOLD		5,522,700	39.42%
14	TOTAL WATER NOT SOLD		8,486,200	60.58%

BREAKDOWN OF WATER USAGE

15	Water Treatment Plant		
16	Wastewater Treatment Plant		
17	System Flushing	1,232,324	
18	Fire Department Usage	5,000	
19	Other Usage (explain)		
20	TOTAL USAGE		1,237,324
21	WATER LOSS PERCENTAGE FOR RATE PURPOSES		51.74%

BREAKDOWN OF WATER LOST

22	Tank Overflows		
23	Excavation Breaks		
24	Repaired Line Breaks		
25	Unknown Loss	7,248,876	51.74%
26	TOTAL WATER NOT SOLD OR USED		7,248,876
27	COST OF WATER NOT SOLD OR USED		\$22,326.54

"UNKNOWN LOSS" FLOW RATE AND COST:

28	"Unknown Loss"	7,248,876
29	% "Unknown Loss"	51.74%
30	Number of Days in Period	30
31	"Unknown Loss" per Day (Gallons per Day)	241,629
32	"Unknown Loss" per Minute (GPM)	167.80
33	"Unknown Loss" Cost for Month	\$22,326.54

Monthly Water Use Report

Water Utility: Morgan Co. Water District (City of WL) PWSID: Ky 0880594

For the Month of: Jan. 24 - Feb. 23 Year: 2019 (City WL)

1	PRODUCTION COST PER THOUSAND	\$0.00
2	PURCHASE COST PER THOUSAND	\$3.08

GALLONS

WATER PRODUCED or PURCHASED

3	Water Produced	\$0.00	0	0%
4	Water Purchased	\$48,351.35	15,698,490	100%
5	TOTAL PRODUCED AND PURCHASED		15,698,490	
6	TOTAL COST	\$48,351.35		

WATER SOLD

7	Residential		5,147,310	
8	Commercial		284,100	
9	Industrial			
10	Bulk Loading Stations			
11	Wholesale		0	
12	Other Sales (explain) _____	Hinkle		
13	TOTAL WATER SOLD		5,431,410	34.60%
14	TOTAL WATER NOT SOLD		10,267,080	65.40%

BREAKDOWN OF WATER USAGE

15	Water Treatment Plant		
16	Wastewater Treatment Plant		
17	System Flushing		1,119,676
18	Fire Department Usage		1,000
19	Other Usage (explain) _____		

20	TOTAL USAGE		1,120,676
----	--------------------	--	-----------

21	WATER LOSS PERCENTAGE FOR RATE PURPOSES	58.26%
----	--	---------------

BREAKDOWN OF WATER LOST

22	Tank Overflows		
23	Excavation Breaks		
24	Repaired Line Breaks		1
25	Unknown Loss		9,146,403

26	TOTAL WATER NOT SOLD OR USED		9,146,404
----	-------------------------------------	--	------------------

27	COST OF WATER NOT SOLD OR USED		\$28,170.92
----	---------------------------------------	--	--------------------

"UNKNOWN LOSS" FLOW RATE AND COST:

28	"Unknown Loss"		9,146,403
29	% "Unknown Loss"		58.26%
30	Number of Days in Period		30
31	"Unknown Loss" per Day (Gallons per Day)		304,880
32	"Unknown Loss" per Minute (GPM)		211.72
33	"Unknown Loss" Cost for Month		\$28,170.92

Monthly Water Use Report

Water Utility: Morgan Co. Water District (Cave Run) PWSID: Ky 0880594

For the Month of: Jan. 24 - Feb. 23 Year: 2019 Cave Run

1	PRODUCTION COST PER THOUSAND	\$0.00
2	PURCHASE COST PER THOUSAND	\$2.67

GALLONS

WATER PRODUCED or PURCHASED			
3	Water Produced	\$0.00	0
4	Water Purchased	\$29,882.64	11,192,000
5	TOTAL PRODUCED AND PURCHASED		11,192,000
6	TOTAL COST		\$29,882.64

WATER SOLD

7	Residential	3,760,410	
8	Commercial	607,940	
9	Industrial		
10	Bulk Loading Stations	0	
11	Wholesale		
12	Other Sales (explain)	0	
13	TOTAL WATER SOLD		4,368,350 39.03%
14	TOTAL WATER NOT SOLD		6,823,650 60.97%

BREAKDOWN OF WATER USAGE

15	Water Treatment Plant		
16	Wastewater Treatment Plant		
17	System Flushing	651,987	
18	Fire Department Usage	3,000	
19	Other Usage (explain)		

20	TOTAL USAGE	654,987	
21	WATER LOSS PERCENTAGE FOR RATE PURPOSES	55.12%	

BREAKDOWN OF WATER LOST

22	Tank Overflows		
23	Excavation Breaks		
24	Repaired Line Breaks	0	
25	Unknown Loss	6,168,663	55.12%

26	TOTAL WATER NOT SOLD OR USED	6,168,663	
27	COST OF WATER NOT SOLD OR USED	\$16,470.33	

"UNKNOWN LOSS" FLOW RATE AND COST:

28	"Unknown Loss"	6,168,663	
29	% "Unknown Loss"	55.12%	
30	Number of Days in Period	30	
31	"Unknown Loss" per Day (Gallons per Day)	205,622	
32	"Unknown Loss" per Minute (GPM)	142.79	
33	"Unknown Loss" Cost for Month	\$16,470.33	

APPENDIX C

QUESTION 36

1 PAGE

MORGAN COUNTY WATER DISTRICT

1009 Hwy 172
West Liberty, KY 41472
Phone: (606)743-1204
Fax: (606)743-9585

Board Members:
Kyle Risner
Zach Engle
Shannon Elam
Angie Elliott
Steve Gunnell

June 29, 2018

ACCOUNT #: (

Service Address

Dear (

Please be advised that the Morgan County Water District is authorized to provide water services to customers within the service area only when they are duly registered customers of the Water District and have paid the required meter hook up fees, etc. Additionally, the Water District may continue to provide services to customers only when they are current on their current water bill. Once a water customer has been disconnected, they are not authorized to tamper with, disable, or in anyway obtain water from the meter or water line in any unauthorized fashion. KRS 514.060 details the crime of Theft of Services. A person is guilty of Theft of Services when they intentionally obtain services by deception, threat, false token, or other means to avoid payment for services known to be available only for compensation. Violation of KRS 514.060 is a Class A Misdemeanor which means that the penalty can be up to a \$500.00 fine and/or a jail sentence up to twelve (12) months, or a combination of both fine and jail time.

The Morgan County Attorney's Office is responsible for prosecuting crimes of Theft of Services in which individuals are accused of obtaining Water District services without compensation. Tampering with or disabling a meter or otherwise obtaining services of the Water District without authorization or compensation is a crime which will be referred to the County Attorney's Office for prosecution.

Date: _____

Customer: _____

Delivered by: _____

Approved by: _____

APPENDIX C

QUESTION 37

6 PAGES

AOC-E-035 WarCode: WA
Rev. 01-08
Commonwealth of Kentucky
Court of Justice
RCr 2.05; RCr2.06



Case Number:
County: MORGAN
Court: DISTRICT COURT
Warrant Number: E08810003059965
Generated: 2/13/2018 10:23:16AM

SERVED

Warrant of Arrest Complaint Warrant

Page 1 of 1

Plaintiff. COMMONWEALTH VS. David Collett Defendant

TO ALL PEACE OFFICERS IN THE COMMONWEALTH OF KENTUCKY: You are commanded to arrest the person named below and bring him/her forthwith before the MORGAN COUNTY - DISTRICT COURT. If Court is not in session, you shall deliver him/her to the Jailer of MORGAN County.

David Collett
12921 Highway 191
HAZEL GREEN, KY 41332

Gender	Race	Date of Birth	Height	Weight	Operator License#	State
M		November 08, 1972			C94604329	OLKY

to answer charges that he/she committed the offense(s) of:

Chg#	UOR Code	KRS	Type	Description	ASCF	Counts	Disp Dt	Disp
1	01110	514.060	M	THEFT OF SERVICES	N/A	1		
2	28031	514.110	M	RECEIVING STOLEN PROPERTY U/\$500	N/A	1		

- The defendant may post bail in the amount of \$, secured by
- The defendant may not give bail.

Complaint

The Affiant, Kyle Risner, states that during 11/2/2017 thru 1/29/2018 in MORGAN County, Kentucky, the above named defendant unlawfully: Committed the offenses of Receiving Stolen Property in violation of KRS 514.060 and Theft of Services in violation of KRS 514.110 when a water meter stolen from Magoffin County Water District was in use on Collett's property in order to unlawfully access a water line belonging to Morgan County Water District, with the goal of acquiring water he did not have a right to access.

EXECUTION

Served By: MORGAN, MORGAN COUNTY SHERIFF DEPT., patrick smith, JOHNSON-REGIONAL JAIL-KY058013C on 03/09/2018

Electronically signed by Judge H Wilhoit III on 2/9/2018 at 8:37:03AM.

Date printed: Tuesday, February 13, 2018

Agency Local Code:

M Bass-RWOA

soc-e-315 doc code: cws
rev. 07-08
commonwealth of kentucky
court of justice
rcr 2.04; rcr 2.06; rcr form2



Case Number:
County: MORGAN
Court: DISTRICT COURT
Warrant Number: E08810003311040
Generated: 1/1/2019 11:21:05PM

NOT ORIGINAL COPY

**Criminal Complaint
Summons**

Plaintiff **COMMONWEALTH VS.** Rachel Dulen Defendant

Dulen, Rachel
#2 South Fork Trailer Park
WEST LIBERTY, KY 41472

gender	F
race	WHITE
date of birth	
height	
weight	
operator license#	D0989816

summons / to the above named defendant:

you are hereby summoned to appear before the judge of the above-named court regarding the complaint and criminal charges(s) noted above and based upon the information contained herein, it is found probable cause exists to believe a crime has been committed and that the defendant committed it. if you fail to appear at the stated time and place, you will be subject to the contempt power of the court, which may include issuance of a warrant for your arrest.

Chg#	UOR Code	KRS	Type	Description	ASCF	Counts	Disp Dt	Di
1	01110	514.060	M	THEFT OF SERVICES	N/A	1		

complaint

The Affiant, Steve Pelfrey, states that during 8/27/2018 thru 9/27/2018 in MORGAN County, Kentucky, the above named defendant unlawfully: Committed the offense of Theft of Services in violation of KRS 514.060, Rachel Dulen, after being shut off by employees of the the Morgan County District on August 27, 2018, Rachel Dulen was found to have unlawfully and without permission restored water flow acquiring services in the amount of \$375.13 when it was checked again by employees of the Morgan County Water District on September 27, 2018.

summons proof of service

Served on Defendant named herein this _____ day of _____, 2 _____

not served because _____

signature of peace officer

court date:

court time:

court room:

court location:

aoc-e-315 doc code: cws
rev. 07-08
commonwealth of kentucky
court of justice
rcr 2.04: rcr 2.06: rcr form2



Case Number:
County: MORGAN
Court: DISTRICT COURT
Warrant Number: E08810003255693
Generated: 4/4/2019 9:49:43AM

NOT ORIGINAL COPY

**Criminal Complaint
Summons**

Page 1 of 1

Plaintiff. **COMMONWEALTH VS.** Rocky Dulin Defendant

Dulin, Rocky
3282 Highway 364
WEST LIBERTY, KY 41472

gender	M
race	
date of birth	
height	
weight	
operator license#	

summons / to the above named defendant:

you are hereby summoned to appear before the judge of the above-named court regarding the complaint and criminal charges(s) noted above and based upon the information contained herein, it is found probable cause exists to believe a crime has been committed and that the defendant committed it. if you fail to appear at the stated time and place, you will be subject to the contempt power of the court, which may include issuance of a warrant for your arrest.

Chg#	UOR Code	KRS	Type	Description	ASCF	Counts	Disp Dt	Dj
1	01110	514.060	M	THEFT OF SERVICES	N/A	1		

complaint

The Affiant, Steve Pelfrey, states that on 8/28/2018 in MORGAN County, Kentucky, the above named defendant unlawfully: Committed the offense of Theft of Services in Violation of KRS 514.060, after being shut off by employees of the Morgan County Water District on November 1, 2017, Rocky Dulin was found to have unlawfully and without permission restored water flow acquiring services in the amount of \$ 115.98 when it was checked again by employees of the Morgan County Water District on August 28, 2018.

summons proof of service

Served on Defendant named herein this _____ day of _____, 2 _____.

not served because _____

signature of peace officer

court date:

court time:

court room:

court location:

Electronically signed by Judge R.Phillips on 9/9/2018 at 3:16:43PM
date printed: Thursday, April 4, 2019

M Bass-RCS

aoc-e-315 doc code: cws
rev. 07-08
commonwealth of kentucky
court of justice
rcr 2.04; rcr 2.06; rcr form2



Case Number:
County: MORGAN
Court: DISTRICT COURT
Warrant Number: E08810003255648
Generated: 12/27/2018 1:06:36PM

NOT ORIGINAL COPY

**Criminal Complaint
Summons**

Plaintiff: **COMMONWEALTH VS. Christopher Watts** Defendant

Watts, Christopher
13377 Highway 191
WEST LIBERTY, KY 41472

gender	M
race	
date of birth	
height	
weight	
operator license#	

summons / to the above named defendant:

you are hereby summoned to appear before the judge of the above-named court regarding the complaint and criminal charges(s) noted above and based upon the information contained herein, it is found probable cause exists to believe a crime has been committed and that the defendant committed it. if you fail to appear at the stated time and place, you will be subject to the contempt power of the court, which may include issuance of a warrant for your arrest.

Chg#	UOR Code	KRS	Type	Description	ASCF	Counts	Disp Dt	Di
1	01110	514.060	M	THEFT OF SERVICES	N/A	1		

complaint

The Affiant, Steve Pelfrey, states that on 8/24/2018 in MORGAN County, Kentucky, the above named defendant unlawfully: Committed the offense of Theft of Services in Violation of KRS 514.060, after being shut off by employees of the Morgan County Water District on July 31, 2018, Christopher Watts was found to have unlawfully and without permission restored water flow acquiring services in the amount of \$ 191.42 when it was checked again by employees of the Morgan County Water District on August 24, 2018.

summons proof of service

Served on Defendant named herein this _____ day of _____, 2 _____.

not served because _____

signature of peace officer

court date:

court time:

court room:

court location:

aoc-e-315 doc code: cws
rev. 07-08
commonwealth of kentucky
court of justice
rcr 2.04; rcr 2.06; rcr form2



Case Number:
County: MORGAN
Court: DISTRICT COURT
Warrant Number: E08810003255479
Generated: 4/4/2019 9:50:47AM

NOT ORIGINAL COPY

**Criminal Complaint
Summons**

Plaintiff. **COMMONWEALTH VS. Whitney Carter** Defendant

Carter, Whitney
210 Liberty Street
WEST LIBERTY, KY 41472

gender	F
race	
date of birth	July 31, 1990
height	
weight	
operator license#	

summons / to the above named defendant:

you are hereby summoned to appear before the judge of the above-named court regarding the complaint and criminal charges(s) noted above and based upon the information contained herein, it is found probable cause exists to believe a crime has been committed and that the defendant committed it. if you fail to appear at the stated time and place, you will be subject to the contempt power of the court, which may include issuance of a warrant for your arrest.

Chg#	UOR Code	KRS	Type	Description	ASCF	Counts	Disp Dt	Di
1	01110	514.060	M	THEFT OF SERVICES	N/A	1		

complaint

The Affiant, Steve Pelfrey, states that on 8/24/2018 in MORGAN County, Kentucky, the above named defendant unlawfully: Committed the offense of Theft of Services in Violation of KRS 514.060, after being shut off by employees of the Morgan County Water District on July 31, 2018, Whitney Carter was found to have unlawfully and without permission restored water flow acquiring services in the amount of \$245.35 when it was checked again by employees of the Morgan County Water District on August 24, 2018.

summons proof of service

Served on Defendant named herein this _____ day of _____, 2 _____.

not served because _____

signature of peace officer

court date:

court time:

court room:

court location:

aoc-e-315 doc code: cws
rev. 07-08
commonwealth of kentucky
court of justice
rcr 2.04; rcr 2.06; rcr form2



Case Number:
County: MORGAN
Court: DISTRICT COURT
Warrant Number: E08810003252548
Generated: 2/21/2019 9:41:17AM

NOT ORIGINAL COPY

**Criminal Complaint
Summons**

Plaintiff. **COMMONWEALTH VS. Keasha Whitt** Defendant

Whitt, Keasha
212 Chester Branch
WEST LIBERTY, KY 41472

gender	F
race	
date of birth	April 25, 1988
height	
weight	
operator license#	

summons / to the above named defendant:

you are hereby summoned to appear before the judge of the above-named court regarding the complaint and criminal charges(s) noted above and based upon the information contained herein, it is found probable cause exists to believe a crime has been committed and that the defendant committed it. if you fail to appear at the stated time and place, you will be subject to the contempt power of the court, which may include issuance of a warrant for your arrest.

Chg#	UOR Code	KRS	Type	Description	ASCF	Counts	Disp Dt	Dl
1	01110	514.060	M	THEFT OF SERVICES	N/A	1		

complaint

The Affiant, Steve Pelfrey, states that during 7/31/2018 thru 8/24/2018 in MORGAN County, Kentucky, the above named defendant unlawfully: Committed the offense of Theft of Services in Violation of KRS 514.060, after being shut off by employees of the Morgan County Water District on July 31, 2018, Keasha Whitt was found to have unlawfully and without permission restored water flow acquiring services in the amount of \$ 213.40 when it was checked again by employees of the Morgan County Water District on August 24, 2018.

summons proof of service

Served on Defendant named herein this _____ day of _____, 2019.

not served because _____

signature of peace officer

court date:

court time:

court room:

court location:

APPENDIX C

QUESTION 40

4 PAGES

**Morgan County Water District
Transaction Posting Register**

Batch Range	5 To 5	Order By	Route
Billing Cycle	All Cycles	Print Route/Batch Totals	<input checked="" type="checkbox"/>
Service Type	All Service Types	Print By	Transaction Type
Account Range	All Accounts	AR Code	Not Applicable
Date Range	All Dates	Transaction Type	All Transaction Types
Report Type	Summary	Payment Printing Method	Not Applicable
Print Service Detail	<input type="checkbox"/>	Print AR Totals	<input type="checkbox"/>
Print Beginning Balance Detail	<input type="checkbox"/>	Posted By	Donna
Print on wide carriage printer	<input type="checkbox"/>		

Account	Name	# Of Trans	Bat	Cyc	Date	Code	Beginning Balance	Amount	Ending Balance	BD Amt	Chk/ Ref#	Err
0009-08670-002	Lane, Kim	2	5	1	03/08/19	200	\$210.17	-\$101.00	\$109.17	\$0.00		<input type="checkbox"/>

Totals For Route 0009	Total Adjustments	-\$101.00
	Total Payments	\$0.00
	Total Deposit Receipts	\$0.00
	Total Deposits Applied	\$0.00
	Total Bad Debt Writeoff	\$0.00
	Total Bad Debt Recovery	\$0.00
	Total Immediate Cash Receipts	\$0.00
	Total Unapplied Cash	\$0.00
	Total Rejections	\$0.00

AR Code Summary

	1	200	Adjustments		-\$101.00
--	---	-----	-------------	--	-----------

Cycle Summary

	1		In Cycle 1 - Cycle 1		-\$101.00
--	---	--	----------------------	--	-----------

Totals For Report	Total Adjustments	-\$101.00
	Total Payments	\$0.00
	Total Deposit Receipts	\$0.00
	Total Deposits Applied	\$0.00
	Total Bad Debt Writeoff	\$0.00
	Total Bad Debt Recovery	\$0.00
	Total Immediate Cash Receipts	\$0.00
	Total Unapplied Cash	\$0.00
	Total Rejections	\$0.00

AR Code Summary

	1	200	Adjustments		-\$101.00
--	---	-----	-------------	--	-----------

Cycle Summary

	1		In Cycle 1 - Cycle 1		-\$101.00
--	---	--	----------------------	--	-----------

MORGAN COUNTY WATER DISTRICT CUSTOMER ADJUSTMENT FORM

DATE: _____

CUSTOMER NAME: Kim Lane

ADDRESS: 2087 Hwy. 884
Ezel, Ky 41425

ACCOUNT NUMBER: 9-81670-2

TYPE OF ADJUSTMENT: Leak

<u>12-18</u>	<u>7090</u>		<u>14080</u>	<i>← Customer's usage</i>
<u>11-18</u>	<u>3590</u>	<i>Average usage</i>	<u>5033</u>	
<u>10-18</u>	<u>4800</u>			
	<u>15,700</u>	$\div 3 =$	<u>5033</u>	
			$18,849 \div 1000 =$	<u>18.85</u>

<u>18.85</u>	<u>50.33</u>	
<u>X 2.109</u>	<u>55.66</u>	<i>← Average usage amount</i>
<u>50.33</u>	<u>105.99</u>	

<u>105.99</u>	<u>105.99</u>	
<u>X 2%</u>	<u>3.18</u>	
<u>3.18</u>	<u>109.17</u>	

Local Tax

OLD READING: _____

NEW READING: _____

OLD AMOUNT DUE: 210.17

NEW AMOUNT DUE: 109.17

AMOUNT ADJUSTED OFF: 101.00

USEAGE ADJUSTED OFF: _____

Cheryl

March 7, 2019

To whom it concerns,

I, Kim Lane, would like to request a bill reduction for a water leak reported on the February/March bill.

Thank you,

A handwritten signature in black ink, appearing to read "Kim Lane", written in a cursive style.

Kim Lane
2087 Hwy 882
Ezel, KY 41472

J.A. OLDFIELD AND SON INC.
Top Crop Fertilizer and Field Seeds
Southern States Dealer
 US 460
 MIZE, KY 41352
 (606) 743-4116

CUSTOMER'S ORDER NO.	PHONE	DATE 3-6-19
----------------------	-------	----------------

NAME <i>Kim Lane</i>
ADDRESS

CASH	C.O.D.	CHARGE	ON ACCT.	MOBS. RETD.	PAID OUT
	1	3/4" LTS Tee			61.49
	1	3/4" LTS Coup			33.95
	5	3/4" LTS Insert	2.9		10.95
Not 30 days. A finance charge of 1% per month (12% per year) will be charged on all past due accounts.					
					TAX 6.38
SOLD BY					RECEIVED BY
					TOTAL 112.77

PRODUCT 8087 ● All claims and returned goods MUST be accompanied by this bill.

A 273898

THANK YOU

APPENDIX C

QUESTION 41 - A

30 PAGES

MORGAN COUNTY WATER DISTRICT

FIRE DEPARTMENT WATER USAGE

Month of: JAN Year: 20 18

Fire Department Name: 173 HWY

Fire Chief Name: MORRIS WRIGHT

Total gallons from bottom of page: 6500

	Location of Fire Hydrant	Gallons	Date	Signature
1.	<u>HWY 650</u>	<u>6500</u>	<u>1-7-18</u>	<u>HOUSE FIRE</u>
2.	<u> </u>	<u>0</u>	<u> </u>	<u> </u>
3.	<u> </u>	<u>0</u>	<u> </u>	<u> </u>
4.	<u> </u>	<u>0</u>	<u> </u>	<u> </u>
5.	<u> </u>	<u>0</u>	<u> </u>	<u> </u>
6.	<u> </u>	<u>0</u>	<u> </u>	<u> </u>
7.	<u> </u>	<u>0</u>	<u> </u>	<u> </u>
8.	<u> </u>	<u>0</u>	<u> </u>	<u> </u>

TOTAL GALLONS: 6500

Please return this form before the 5th of each month.

MORGAN COUNTY WATER DISTRICT

FIRE DEPARTMENT WATER USAGE

Month of: JAN Year: 20 18

Fire Department Name: PEDDLER GAP

Fire Chief Name: MORGAN WRIGHT

Total gallons from bottom of page: 0

	Location of Fire Hydrant	Gallons	Date	Signature
1.	_____	<u>0</u>	_____	_____
2.	_____	<u>0</u>	_____	_____
3.	_____	<u>0</u>	_____	_____
4.	_____	<u>0</u>	_____	_____
5.	_____	<u>0</u>	_____	_____
6.	_____	<u>0</u>	_____	_____
7.	_____	<u>0</u>	_____	_____
8.	_____	<u>0</u>	_____	_____

TOTAL GALLONS: 0

Please return this form before the 5th of each month.

MORGAN COUNTY WATER DISTRICT

FIRE DEPARTMENT WATER USAGE

Month of: FEB Year: 2018

Fire Department Name: HICKS 172

Fire Chief Name: MORRAN WRIGHT

Total gallons from bottom of page: 0

	Location of Fire Hydrant	Gallons	Date	Signature
1.	_____	<u>0</u>	_____	_____
2.	_____	<u>0</u>	_____	_____
3.	_____	<u>0</u>	_____	_____
4.	_____	<u>0</u>	_____	_____
5.	_____	<u>0</u>	_____	_____
6.	_____	<u>0</u>	_____	_____
7.	_____	<u>0</u>	_____	_____
8.	_____	<u>0</u>	_____	_____

TOTAL GALLONS: 0

Please return this form before the 5th of each month.

MORGAN COUNTY WATER DISTRICT

FIRE DEPARTMENT WATER USAGE

Month of: MARCH Year: 20 18

Fire Department Name: FWX 172

Fire Chief Name: MORDAN WRIGHT

Total gallons from bottom of page: 0

	Location of Fire Hydrant	Gallons	Date	Signature
1.	_____	<u>0</u>	_____	_____
2.	_____	<u>0</u>	_____	_____
3.	_____	<u>0</u>	_____	_____
4.	_____	<u>0</u>	_____	_____
5.	_____	<u>0</u>	_____	_____
6.	_____	<u>0</u>	_____	_____
7.	_____	<u>0</u>	_____	_____
8.	_____	<u>0</u>	_____	_____

TOTAL GALLONS: 0

Please return this form before the 5th of each month.

MORGAN COUNTY WATER DISTRICT

FIRE DEPARTMENT WATER USAGE

Month of: MARCH Year: 2018

Fire Department Name: PELLE GAP

Fire Chief Name: MORGAN WRIGHT

Total gallons from bottom of page: 0

	Location of Fire Hydrant	Gallons	Date	Signature
1.	_____	<u>0</u>	_____	_____
2.	_____	<u>0</u>	_____	_____
3.	_____	<u>0</u>	_____	_____
4.	_____	<u>0</u>	_____	_____
5.	_____	<u>0</u>	_____	_____
6.	_____	<u>0</u>	_____	_____
7.	_____	<u>0</u>	_____	_____
8.	_____	<u>0</u>	_____	_____

TOTAL GALLONS: 0

Please return this form before the 5th of each month.

MORGAN COUNTY WATER DISTRICT

FIRE DEPARTMENT WATER USAGE

Month of: APRIL Year: 2018

Fire Department Name: HWY 172

Fire Chief Name: MORGAN WRIGHT

Total gallons from bottom of page: 2,000

	Location of Fire Hydrant	Gallons	Date	Signature
1.	<u>HWY 172</u>	<u>1000</u>	<u>4-6-18</u>	<u>FIRST FIRE</u>
2.	<u>HWY 172</u>	<u>1000</u>	<u>4-12-18</u>	<u>FIRST FIRE</u>
3.	<u> </u>	<u> </u>	<u> </u>	<u> </u>
4.	<u> </u>	<u> </u>	<u> </u>	<u> </u>
5.	<u> </u>	<u> </u>	<u> </u>	<u> </u>
6.	<u> </u>	<u> </u>	<u> </u>	<u> </u>
7.	<u> </u>	<u> </u>	<u> </u>	<u> </u>
8.	<u> </u>	<u> </u>	<u> </u>	<u> </u>

TOTAL GALLONS: 2,000

Please return this form before the 5th of each month.

MORGAN COUNTY WATER DISTRICT

FIRE DEPARTMENT WATER USAGE

Month of: APRIL Year: 20 18

Fire Department Name: PEDDLER GAP

Fire Chief Name: MORGAN WRIGHT

Total gallons from bottom of page: 0

	Location of Fire Hydrant	Gallons	Date	Signature
1.	_____	<u>0</u>	_____	_____
2.	_____	<u>0</u>	_____	_____
3.	_____	<u>0</u>	_____	_____
4.	_____	<u>0</u>	_____	_____
5.	_____	<u>0</u>	_____	_____
6.	_____	<u>0</u>	_____	_____
7.	_____	<u>0</u>	_____	_____
8.	_____	<u>0</u>	_____	_____

TOTAL GALLONS: 0

Please return this form before the 5th of each month.

MORGAN COUNTY WATER DISTRICT

FIRE DEPARTMENT WATER USAGE

Month of: MAY Year: 2018

Fire Department Name: HWY 172

Fire Chief Name: MORGAN WRIGHT

Total gallons from bottom of page: 13,000

	Location of Fire Hydrant	Gallons	Date	Signature
1.	<u>HWY 172</u>	<u>3000</u>	<u>5/21/18</u>	<u>POOL</u>
2.	<u>HWY 172</u>	<u>1000</u>	<u>5/21/18</u>	<u>HOUSE FIRE</u>
3.	<u>HWY 650</u>	<u>10,000</u>	<u>5/25/18</u>	<u>POOL</u>
4.	_____	_____	_____	_____
5.	_____	_____	_____	_____
6.	_____	_____	_____	_____
7.	_____	_____	_____	_____
8.	_____	_____	_____	_____

TOTAL GALLONS: 13,000

12,000 gals
\$ 120.04
Rec # 676396
6-11-18

Please return this form before the 5th of each month.

MORGAN COUNTY WATER DISTRICT

FIRE DEPARTMENT WATER USAGE

Month of: MAY Year: 20 18

Fire Department Name: PEDDLER GAP

Fire Chief Name: MORGAN WRIGHT

Total gallons from bottom of page: 0

	Location of Fire Hydrant	Gallons	Date	Signature
1.	_____	<u>0</u>	_____	_____
2.	_____	<u>0</u>	_____	_____
3.	_____	<u>0</u>	_____	_____
4.	_____	<u>0</u>	_____	_____
5.	_____	<u>0</u>	_____	_____
6.	_____	<u>0</u>	_____	_____
7.	_____	<u>0</u>	_____	_____
8.	_____	<u>0</u>	_____	_____

TOTAL GALLONS: 0

Please return this form before the 5th of each month.

MORGAN COUNTY WATER DISTRICT

FIRE DEPARTMENT WATER USAGE

Month of: JUNE Year: 20 18

Fire Department Name: PEDDLER GAP

Fire Chief Name: MORGAN WRIGHT

Total gallons from bottom of page: 0

	Location of Fire Hydrant	Gallons	Date	Signature
1.	_____	<u>0</u>	_____	_____
2.	_____	<u>0</u>	_____	_____
3.	_____	<u>0</u>	_____	_____
4.	_____	<u>0</u>	_____	_____
5.	_____	<u>0</u>	_____	_____
6.	_____	<u>0</u>	_____	_____
7.	_____	<u>0</u>	_____	_____
8.	_____	<u>0</u>	_____	_____

TOTAL GALLONS: 0

Please return this form before the 5th of each month.

MORGAN COUNTY WATER DISTRICT

FIRE DEPARTMENT WATER USAGE

Month of: JUNE Year: 20 18

Fire Department Name: HWY 172

Fire Chief Name: MORGAN WRIGHT

Total gallons from bottom of page: 15,000

135.90

	Location of Fire Hydrant	Gallons	Date	Signature
1.	<u>HWY 172</u>	<u>1500</u>	<u>5/11/18</u>	<u>CHIEF FIRE TRAINING</u>
2.	<u>HWY 172</u>	<u>1500</u>	<u>5/16/18</u>	<u>SEPTIC TANK</u>
3.	<u>HWY 172</u>	<u>1000</u>	<u>6/15/17</u>	<u>HORSE SHOW</u>
4.	<u>HWY 589</u>	<u>5000</u>	<u>6/16/18</u>	<u>POOL</u>
5.	<u>HWY 589</u>	<u>5000</u>	<u>6/17/18</u>	<u>POOL</u>
6.	<u>HWY 172</u>	<u>1000</u>	<u>6/20/18</u>	<u>MATTHEWSON GN 501</u>
7.	<u> </u>	<u> </u>	<u> </u>	<u> </u>
8.	<u> </u>	<u> </u>	<u> </u>	<u> </u>

TOTAL GALLONS: 15,000

Please return this form before the 5th of each month.

MORGAN COUNTY WATER DISTRICT

FIRE DEPARTMENT WATER USAGE

Month of: JULY Year: 20 18

Fire Department Name: DEDDLER GAP

Fire Chief Name: MORGAN WRIGHT

Total gallons from bottom of page: 0

	Location of Fire Hydrant	Gallons	Date	Signature
1.	_____	<u>0</u>	_____	_____
2.	_____	<u>0</u>	_____	_____
3.	_____	<u>0</u>	_____	_____
4.	_____	<u>0</u>	_____	_____
5.	_____	<u>0</u>	_____	_____
6.	_____	<u>0</u>	_____	_____
7.	_____	<u>0</u>	_____	_____
8.	_____	<u>0</u>	_____	_____

TOTAL GALLONS: 0

Please return this form before the 5th of each month.

MORGAN COUNTY WATER DISTRICT

FIRE DEPARTMENT WATER USAGE

Month of: JULY Year: 2018

Fire Department Name: HWY 172

Fire Chief Name: MORGAN WRIGHT

Total gallons from bottom of page: 5,000

	Location of Fire Hydrant	Gallons	Date	Signature
1.	<u>HWY 172</u>	<u>5,000</u>	<u>7.10.18</u>	<u>HOUSE FIRE</u>
2.	<u>_____</u>	<u>2500</u>	<u>7/5</u>	<u>Pool</u>
3.	<u>_____</u>	<u>2500</u>	<u>7/5</u>	<u>Pool</u>
4.	<u>_____</u>	<u>0</u>	<u>_____</u>	<u>_____</u>
5.	<u>_____</u>	<u>0</u>	<u>_____</u>	<u>_____</u>
6.	<u>_____</u>	<u>0</u>	<u>_____</u>	<u>_____</u>
7.	<u>_____</u>	<u>0</u>	<u>_____</u>	<u>_____</u>
8.	<u>_____</u>	<u>0</u>	<u>_____</u>	<u>_____</u>

TOTAL GALLONS: 10,000

Please return this form before the 5th of each month.

MORGAN COUNTY WATER DISTRICT

FIRE DEPARTMENT WATER USAGE

Month of: July Year: 20 18

Fire Department Name: Caney Valley Fire Dept

Fire Chief Name: Jody Oldham

Total gallons from bottom of page: _____

	Location of Fire Hydrant	Gallons	Date	Signature
1.	<u>State Garage</u>	<u>5000</u>	<u>7-28-18</u>	<u>Jody Oldham</u>
2.	_____	_____	_____	_____
3.	_____	_____	_____	_____
4.	_____	_____	_____	_____
5.	_____	_____	_____	_____
6.	_____	_____	_____	_____
7.	_____	_____	_____	_____
8.	_____	_____	_____	_____

TOTAL GALLONS: 5000

Please return this form before the 5th of each month.

MORGAN COUNTY WATER DISTRICT

FIRE DEPARTMENT WATER USAGE

Month of: AUG Year: 20 18

Fire Department Name: HWY 172

Fire Chief Name: MORGAN WRIGHT

Total gallons from bottom of page: 19,500

	Location of Fire Hydrant	Gallons	Date	Signature
1.	<u>HWY 172</u>	<u>17,500</u>	<u>8.5.18</u>	<u>POOL</u>
2.	<u>HWY 172</u>	<u>2000</u>	<u>8.11.18</u>	<u>POOL</u>
3.	<u>HWY 172</u>	<u>2500</u>	<u>8.21.18</u>	<u>HOUSEHOLD</u>
4.	<u> </u>	<u>0</u>	<u> </u>	<u> </u>
5.	<u> </u>	<u>0</u>	<u> </u>	<u> </u>
6.	<u> </u>	<u>0</u>	<u> </u>	<u> </u>
7.	<u> </u>	<u>0</u>	<u> </u>	<u> </u>
8.	<u> </u>	<u>0</u>	<u> </u>	<u> </u>

Total
22,000

TOTAL GALLONS: 19,500

Please return this form before the 5th of each month.

MORGAN COUNTY WATER DISTRICT

FIRE DEPARTMENT WATER USAGE

Month of: AUG Year: 20 15

Fire Department Name: PEDLER AAD

Fire Chief Name: MORAN IV RIGT

Total gallons from bottom of page: 0

	Location of Fire Hydrant	Gallons	Date	Signature
1.	_____	<u>0</u>	_____	_____
2.	_____	<u>0</u>	_____	_____
3.	_____	<u>0</u>	_____	_____
4.	_____	<u>0</u>	_____	_____
5.	_____	<u>0</u>	_____	_____
6.	_____	<u>0</u>	_____	_____
7.	_____	<u>0</u>	_____	_____
8.	_____	<u>0</u>	_____	_____

TOTAL GALLONS: 0

Please return this form before the 5th of each month.

MORGAN COUNTY WATER DISTRICT

FIRE DEPARTMENT WATER USAGE

Month of: August - Sept Year: 20 18

Fire Department Name: Blackwater UFD

Fire Chief Name: Kesler

Total gallons from bottom of page: 9000

	Location of Fire Hydrant	Gallons	Date	Signature
1.	<u>In Front of BUD</u>	<u>3000</u>	_____	_____
2.	<u>Caney Valley Station</u>	<u>6000</u>	_____	_____
3.	_____	_____	_____	_____
4.	_____	_____	_____	_____
5.	_____	_____	_____	_____
6.	_____	_____	_____	_____
7.	_____	_____	_____	_____
8.	_____	_____	_____	_____

TOTAL GALLONS: 9000

*Paid \$87.63
Acc. # 717382
9-12-18*

Please return this form before the 5th of each month.

MORGAN COUNTY WATER DISTRICT

FIRE DEPARTMENT WATER USAGE

Month of: SEPT Year: 20 18

Fire Department Name: HWY 172

Fire Chief Name: MORGAN WRIGHT

Total gallons from bottom of page: 0

	Location of Fire Hydrant	Gallons	Date	Signature
1.	_____	<u>0</u>	_____	_____
2.	_____	<u>0</u>	_____	_____
3.	_____	<u>0</u>	_____	_____
4.	_____	<u>0</u>	_____	_____
5.	_____	<u>0</u>	_____	_____
6.	_____	<u>0</u>	_____	_____
7.	_____	<u>0</u>	_____	_____
8.	_____	<u>0</u>	_____	_____

TOTAL GALLONS: 0

Please return this form before the 5th of each month.

MORGAN COUNTY WATER DISTRICT

FIRE DEPARTMENT WATER USAGE

Month of: SEPT Year: 20 18

Fire Department Name: PEDDLER GAP

Fire Chief Name: MORGAN WRIGHT

Total gallons from bottom of page: 0

	Location of Fire Hydrant	Gallons	Date	Signature
1.	_____	<u>0</u>	_____	_____
2.	_____	<u>0</u>	_____	_____
3.	_____	<u>0</u>	_____	_____
4.	_____	<u>0</u>	_____	_____
5.	_____	<u>0</u>	_____	_____
6.	_____	<u>0</u>	_____	_____
7.	_____	<u>0</u>	_____	_____
8.	_____	<u>0</u>	_____	_____

TOTAL GALLONS: 0

Please return this form before the 5th of each month.

MORGAN COUNTY WATER DISTRICT

FIRE DEPARTMENT WATER USAGE

Month of: OCT Year: 2018

Fire Department Name: HWY 172

Fire Chief Name: MORGAN WRIGHT

Total gallons from bottom of page: 0

	Location of Fire Hydrant	Gallons	Date	Signature
1.	_____	<u>0</u>	_____	_____
2.	_____	<u>0</u>	_____	_____
3.	_____	<u>0</u>	_____	_____
4.	_____	<u>0</u>	_____	_____
5.	_____	<u>0</u>	_____	_____
6.	_____	<u>0</u>	_____	_____
7.	_____	<u>0</u>	_____	_____
8.	_____	<u>0</u>	_____	_____

TOTAL GALLONS: 0

Please return this form before the 5th of each month.

MORGAN COUNTY WATER DISTRICT

FIRE DEPARTMENT WATER USAGE

Month of: OCT Year: 2018

Fire Department Name: PEDLER GAD

Fire Chief Name: NOA LAWRIGHT

Total gallons from bottom of page: 0

	Location of Fire Hydrant	Gallons	Date	Signature
1.	_____	<u>0</u>	_____	_____
2.	_____	<u>0</u>	_____	_____
3.	_____	<u>0</u>	_____	_____
4.	_____	<u>0</u>	_____	_____
5.	_____	<u>0</u>	_____	_____
6.	_____	<u>0</u>	_____	_____
7.	_____	<u>0</u>	_____	_____
8.	_____	<u>0</u>	_____	_____

TOTAL GALLONS: 0

Please return this form before the 5th of each month.

MORGAN COUNTY WATER DISTRICT

FIRE DEPARTMENT WATER USAGE

Month of: NOV Year: 2018

Fire Department Name: HWY 172

Fire Chief Name: MORGAN WRIGHT

Total gallons from bottom of page: 0

	Location of Fire Hydrant	Gallons	Date	Signature
1.	_____	<u>0</u>	_____	_____
2.	_____	<u>0</u>	_____	_____
3.	_____	<u>0</u>	_____	_____
4.	_____	<u>0</u>	_____	_____
5.	_____	<u>0</u>	_____	_____
6.	_____	<u>0</u>	_____	_____
7.	_____	<u>0</u>	_____	_____
8.	_____	<u>0</u>	_____	_____

TOTAL GALLONS: 0

Please return this form before the 5th of each month.

MORGAN COUNTY WATER DISTRICT

FIRE DEPARTMENT WATER USAGE

Month of: NOV Year: 20 18

Fire Department Name: PEDDLER GAP

Fire Chief Name: MORGAN WRIGHT

Total gallons from bottom of page: 0

	Location of Fire Hydrant	Gallons	Date	Signature
1.	_____	<u>0</u>	_____	_____
2.	_____	<u>0</u>	_____	_____
3.	_____	<u>0</u>	_____	_____
4.	_____	<u>0</u>	_____	_____
5.	_____	<u>0</u>	_____	_____
6.	_____	<u>0</u>	_____	_____
7.	_____	<u>0</u>	_____	_____
8.	_____	<u>0</u>	_____	_____

TOTAL GALLONS: 0

Please return this form before the 5th of each month.

MORGAN COUNTY WATER DISTRICT
FIRE DEPARTMENT WATER USAGE

Month of: DEC Year: 20 18

Fire Department Name: HWY 172

Fire Chief Name: MORGAN HRYBET

Total gallons from bottom of page: 0

	Location of Fire Hydrant	Gallons	Date	Signature
1.	_____	<u>0</u>	_____	_____
2.	_____	<u>0</u>	_____	_____
3.	_____	<u>0</u>	_____	_____
4.	_____	<u>0</u>	_____	_____
5.	_____	<u>0</u>	_____	_____
6.	_____	<u>0</u>	_____	_____
7.	_____	<u>0</u>	_____	_____
8.	_____	<u>0</u>	_____	_____

TOTAL GALLONS: 0

Please return this form before the 5th of each month.

MORGAN COUNTY WATER DISTRICT

FIRE DEPARTMENT WATER USAGE

Month of: DEC Year: 2018

Fire Department Name: DEAGLE GAP

Fire Chief Name: MORGAN BRIGGS

Total gallons from bottom of page: 0

	Location of Fire Hydrant	Gallons	Date	Signature
1.	_____	<u>0</u>	_____	_____
2.	_____	<u>0</u>	_____	_____
3.	_____	<u>0</u>	_____	_____
4.	_____	<u>0</u>	_____	_____
5.	_____	<u>0</u>	_____	_____
6.	_____	<u>0</u>	_____	_____
7.	_____	<u>0</u>	_____	_____
8.	_____	<u>0</u>	_____	_____

TOTAL GALLONS: 0

Please return this form before the 5th of each month.

MORGAN COUNTY WATER DISTRICT

FIRE DEPARTMENT WATER USAGE

Month of: JAN Year: 20 19

Fire Department Name: HWY 172

Fire Chief Name: MORGAN WRIGHT

Total gallons from bottom of page: 0

	Location of Fire Hydrant	Gallons	Date	Signature
1.	_____	<u>0</u>	_____	_____
2.	_____	<u>0</u>	_____	_____
3.	_____	<u>0</u>	_____	_____
4.	_____	<u>0</u>	_____	_____
5.	_____	<u>0</u>	_____	_____
6.	_____	<u>0</u>	_____	_____
7.	_____	<u>0</u>	_____	_____
8.	_____	<u>0</u>	_____	_____

TOTAL GALLONS: 0

Please return this form before the 5th of each month.

MORGAN COUNTY WATER DISTRICT

FIRE DEPARTMENT WATER USAGE

Month of: JAN Year: 20 19

Fire Department Name: PEDDLER GAP

Fire Chief Name: MORGAN PERKINS

Total gallons from bottom of page: 0

	Location of Fire Hydrant	Gallons	Date	Signature
1.	_____	<u>0</u>	_____	_____
2.	_____	<u>0</u>	_____	_____
3.	_____	<u>0</u>	_____	_____
4.	_____	<u>0</u>	_____	_____
5.	_____	<u>0</u>	_____	_____
6.	_____	<u>0</u>	_____	_____
7.	_____	<u>0</u>	_____	_____
8.	_____	<u>0</u>	_____	_____

TOTAL GALLONS: 0

Please return this form before the 5th of each month.

MORGAN COUNTY WATER DISTRICT

FIRE DEPARTMENT WATER USAGE

Month of: FEB Year: 2019

Fire Department Name: PEDDLER GAP

Fire Chief Name: MORGAN WRIGHT

Total gallons from bottom of page: 0

	Location of Fire Hydrant	Gallons	Date	Signature
1.	_____	<u>0</u>	_____	_____
2.	_____	<u>0</u>	_____	_____
3.	_____	<u>0</u>	_____	_____
4.	_____	<u>0</u>	_____	_____
5.	_____	<u>0</u>	_____	_____
6.	_____	<u>0</u>	_____	_____
7.	_____	<u>0</u>	_____	_____
8.	_____	<u>0</u>	_____	_____

TOTAL GALLONS: 0

Please return this form before the 5th of each month.

MORGAN COUNTY WATER DISTRICT

FIRE DEPARTMENT WATER USAGE

Month of: FEB Year: 2019

Fire Department Name: HWY 172

Fire Chief Name: MORGAN WRIGHT

Total gallons from bottom of page: 0

	Location of Fire Hydrant	Gallons	Date	Signature
1.	_____	<u>0</u>	_____	_____
2.	_____	<u>0</u>	_____	_____
3.	_____	<u>0</u>	_____	_____
4.	_____	<u>0</u>	_____	_____
5.	_____	<u>0</u>	_____	_____
6.	_____	<u>0</u>	_____	_____
7.	_____	<u>0</u>	_____	_____
8.	_____	<u>0</u>	_____	_____

TOTAL GALLONS: 0

Please return this form before the 5th of each month.

APPENDIX C

QUESTION 41 - D

1 PAGE

MORGAN COUNTY WATER DISTRICT

FIRE DEPARTMENT WATER USAGE

Month of: _____ Year: 20_____

Fire Department Name: _____

Fire Chief Name: _____

Total gallons from bottom of page: _____

	Location of Fire Hydrant	Gallons	Date	Signature
1.	_____	_____	_____	_____
2.	_____	_____	_____	_____
3.	_____	_____	_____	_____
4.	_____	_____	_____	_____
5.	_____	_____	_____	_____
6.	_____	_____	_____	_____
7.	_____	_____	_____	_____
8.	_____	_____	_____	_____

TOTAL GALLONS: _____

Please return this form before the 5th of each month.

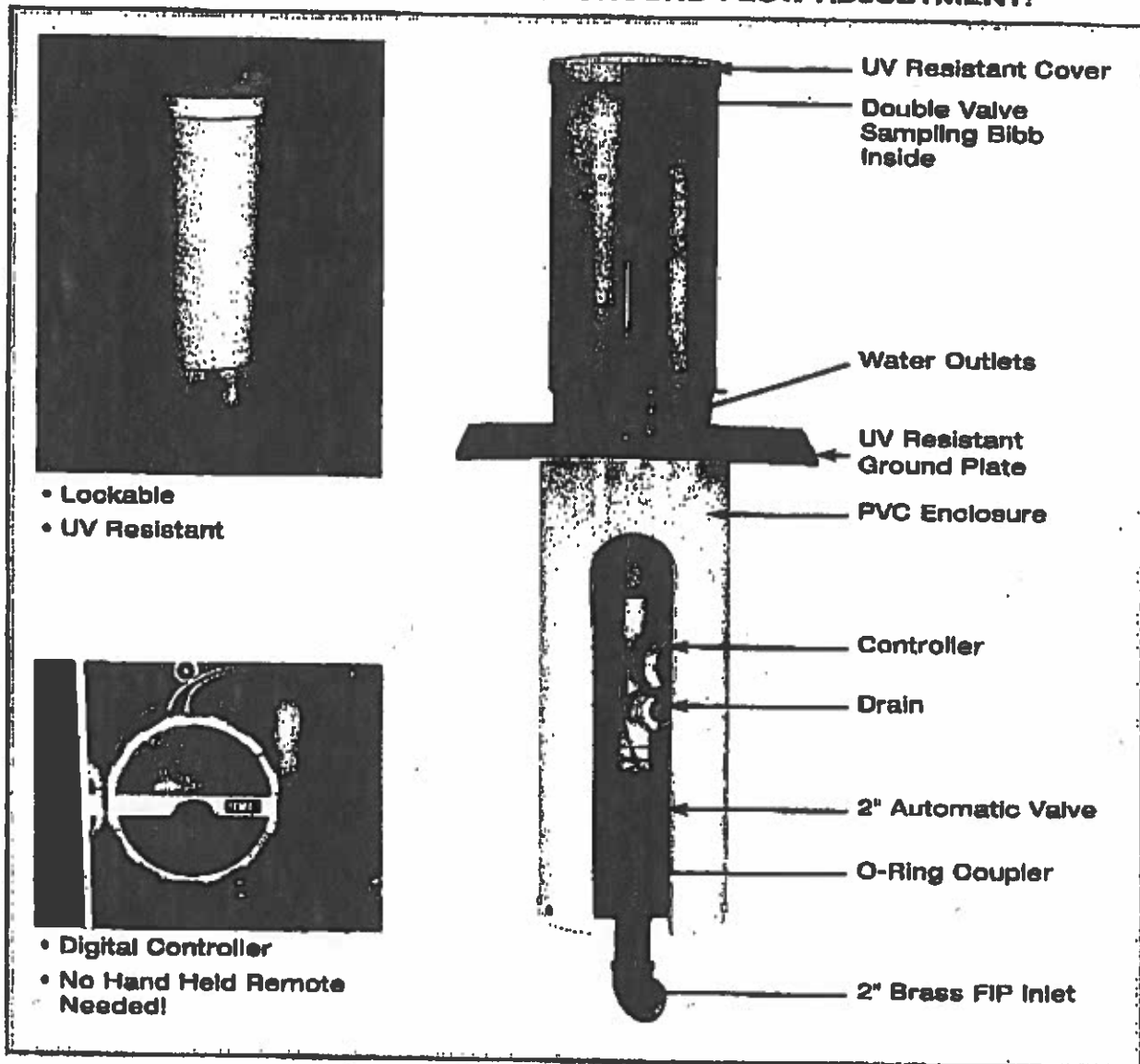
APPENDIX C

QUESTION 44


2 PAGES

#9400 ECLIPSE™ AUTOMATIC FLUSHING DEVICE

NON-FREEZING WITH ABOVE-GROUND FLOW ADJUSTMENT!



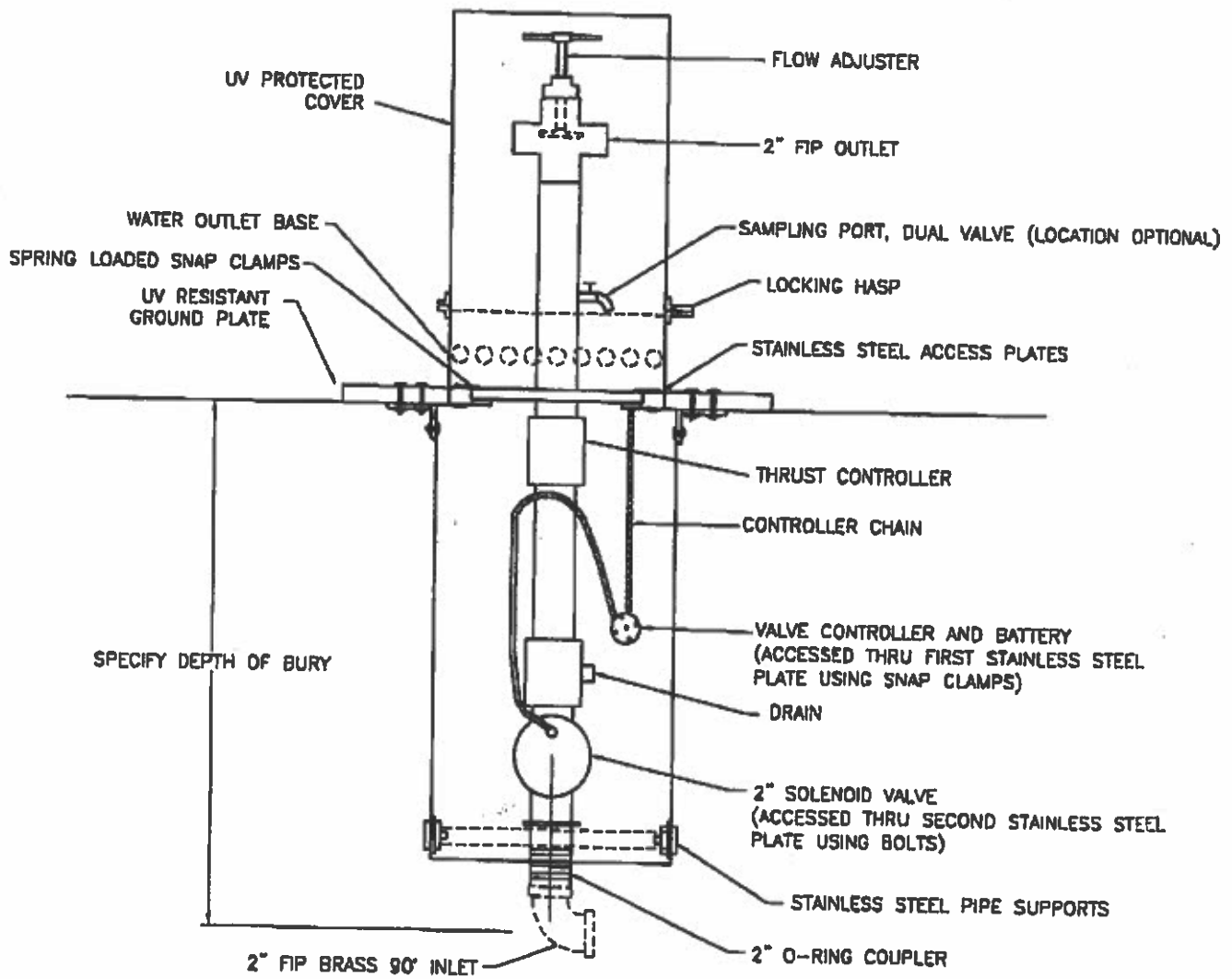
www.automaticflushing.com



Call for Drawings
and Specs for
AutoCad
1-800-231-3990
(toll free)
or download
from website

Distributed by:

#9400 - 2" AUTOMATIC FLUSHING DEVICE
(ALL - CLIMATE)



APPENDIX C

QUESTION 45

26 PAGES

Monthly Hydrant Flushing Report

Morgan County Water District (name of Water System)

Month
Year

Feb 0
2018

KY0880594 (PWSID)

unit conversion factor
coefficient value

29.83
0.95

Formula: $GPM = 29.83 cd^2 \sqrt{p}$

Date	Hydrant Location and/or Number	Reason Operated	Total Minutes Operated	Nozzle size (typically 2.5 or 4.5)	Pitot Pressure	GPM	Gallons Flowed	Estimated Flow if Pitot not used
3/11/2019	Patoker		45.00	3.0	2	361	16,231	
3/15/2019	Patoker		20.00	3.0	2	361	7,214	
3/18/2019	County Garage Road		40.00	2.5	3	307	12,271	
3/22/2019	Hwy 191 (End)		50.00	2.5	2	250	12,524	
3/23/2019	Hwy 191 (End)		180.00	2.5	1	177	31,881	

Total Gallons for Month 80,121

Monthly Hydrant Flushing Report

Morgan County Water District (name of Water System)

Month **Dec**
Year **2018**

KY0880594 (PWSID)

unit conversion factor	29.83
coefficient value	0.95

Formula: $GPM = 29.83 \text{ cd}^2 \sqrt{p}$

Date	Hydrant Location and/or Number	Reason Operated	Total Minutes Operated	Nozzle size (typically 2.5 or 4.5)	Pitot Pressure	GPM	Gallons Flowed	Estimated Flow if Pitot not used
12/12/2018	Barnett Ridge		45.00	4.0	2	641	28,855	
12/13/2018	Hwy 1002 - End of Line		12.00	2.0	1	113	1,360	
12/18/2018	Hwy 844		30.00	2.0	3	196	5,890	

Total Gallons for Month **36,106**

Monthly Hydrant Flushing Report

Morgan County Water District (name of Water System)

KY0880594 (PWSID)

Month: **Aug**
Year: **2018**

Formula: $GPM = 29.83 \text{ cd}^2 \sqrt{p}$ unit conversion factor: **29.83**
coefficient value: **0.95**

Date	Hydrant Location and/or Number	Reason Operated	Total Minutes Operated	Nozzle size (typically 2.5 or 4.5)	Pitot Pressure	GPM	Gallons Flowed	Estimated Flow if Pitot not used
7/30/2018	Patoker		55.00	3.0	2	361	19,838	
8/3/2018	Hwy 191 - Cannel City School		25.00	2.5	3	307	7,669	
8/3/2018	Patoker		38.00	3.0	1	255	9,692	
8/6/2018	Hwy 1000		45.00	2.5	3	307	13,805	
8/8/2018	Hwy 1002 - Richard Sexton		15.00	2.0	1	113	1,700	
8/8/2018	End of Zag Road		30.00	6.0	3	1767	53,010	
8/8/2018	Patoker		100.00	3.0	2	361	36,069	
8/10/2018	Kristen Lane		5.00	4.0	1	453	2,267	
8/10/2018	Hwy 772 (North)		18.00	6.0	2	1443	25,970	
8/15/2018	Coon Run Road		21.00	3.0	2	361	7,574	
8/20/2018	Hwy 1002 - Richard Sexton		40.00	2.0	1	113	4,534	
8/20/2018	Hwy 1260 (End)		90.00	2.5	1	177	15,940	
8/20/2018	Hwy 364 (End)		20.00	4.0	2	641	12,825	

Total Gallons for Month **210,894**

Monthly Hydrant Flushing Report

Morgan County Water District (name of Water System)

Month **May**
Year **2018**

KY0880594 (PWSID)

Formula: $GPM = 29.83 \text{ cd}^2 \sqrt{p}$
unit conversion factor **29.83**
coefficient value **0.95**

Date	Hydrant Location and/or Number	Reason Operated	Total Minutes Operated	Nozzle size (typically 2.5 or 4.5)	Pitot Pressure	GPM	Gallons Flowed	Estimated Flow if Pitot not used
5/4/2018	War Creek	City of WL	40.00	2.0	3	196	7,853	
5/11/2018	Hwy 437 Tank	City of WL	30.00	2.5	2	250	7,514	
5/11/2018	Morris Cem	City of WL	35.00	3.0	1	255	8,927	
5/9/2018	Patrick Road	City of WL	40.00	2.0	2	160	6,412	
5/9/2018	Spaws Creek	City of WL	35.00	2.5	3	307	10,737	
5/14/2018	Docs Creek	City of WL	20.00	4.0	2	641	12,825	
5/14/2018	Fyffe Branch	City of WL	25.00	4.0	3	785	19,633	
5/14/2018	Lower Sandlick	City of WL	30.00	2.5	2	250	7,514	

Total Gallons for Month **81,416**

Monthly Hydrant Flushing Report

Morgan County Water District (name of Water System)

Month Year April 2018

KY0880594 (PWSID)

Formula: $GPM = 29.83 \text{ cd}^2 \sqrt{p}$ unit conversion factor 29.83
 coefficient value 0.95

Date	Hydrant Location and/or Number	Reason Operated	Total Minutes Operated	Nozzle size (typically 2.5 or 4.5)	Pitot Pressure	GPM	Gallons Flowed	Estimated Flow if Pitot not used
3/28/2018	Patoker	City of WL	30.00	3.0	2	361	10,821	
3/28/2018	War Creek	City of WL	45.00	2.0	3	196	8,835	
4/5/2018	Patoker	City of WL	35.00	3.0	3	442	15,461	
4/4/2018	Patoker	City of WL	45.00	3.0	3	442	19,879	
4/10/2018	Yocum Rd	City of WL	60.00	4.0	3	785	47,120	
4/5/2018	War Creek	City of WL	25.00	6.0	3	1767	44,175	
4/8/2018	Hwy 650	City of WL	35.00	2.5	3	307	10,737	
4/8/2018	Patoker	City of WL	40.00	3.0	2	361	14,428	
4/12/2018	Conley Branch	City of WL	35.00	4.0	3	785	27,487	
4/13/2018	Patoker	City of WL	25.00	3.0	2	361	9,017	

Total Gallons for Month 207,961

Monthly Hydrant Flushing Report

Morgan County Water District (name of Water System)

Month Mar
Year 2018

KY0880594 (PWSID)

Formula: $GPM = 29.83 cd^2 \sqrt{p}$ unit conversion factor 29.83
coefficient value 0.95

Date	Hydrant Location and/or Number	Reason Operated	Total Minutes Operated	Nozzle size (typically 2.5 or 4.5)	Pitot Pressure	GPM	Gallons Flowed	Estimated Flow if Pitot not used
3/1/2018	Hwy 589	City of WL	55.00	2.5	4	354	19,483	
3/6/2018	Hwy 172	City of WL	65.00	2.5	3	307	19,940	
3/6/2018	Betty Groc	City of WL	40.00	2.5	3	307	12,271	
3/6/2018	Nick Blanton	City of WL	35.00	2.5	3	307	10,737	
3/6/2018	Hwy 1715	City of WL	50.00	4.0	3	785	39,267	
3/6/2018	Little Caney	City of WL	30.00	2.0	2	160	4,809	
3/8/2018	Patoker	City of WL	30.00	3.0	3	442	13,253	
3/8/2018	Patoker	City of WL	50.00	3.0	3	442	22,088	
3/8/2018	Stingy Fork	City of WL	60.00	4.0	3	785	47,120	
3/8/2018	Paint Valley Church	City of WL	50.00	2.0	4	227	11,335	
3/11/2018	Hwy 437	City of WL	50.00	2.5	3	307	15,339	
3/15/2018	Hwy 172	City of WL	60.00	2.5	2	250	15,029	
3/13/2018	End of Zag	City of WL	55.00	6.0	3	1767	97,186	

Total Gallons for Month **327,856**

Monthly Hydrant Flushing Report

Morgan County Water District (name of Water System)

Month
Year

Jan
2018

KY0880594 (PWSID)

unit conversion factor
coefficient value

29.83
0.95

Formula: GPM = 29.83 cd²√p

Table with 9 columns: Date, Hydrant Location and/or Number, Reason Operated, Total Minutes Operated, Nozzle size (typically 2.5 or 4.5), Pitot Pressure, GPM, Gallons Flowed, Estimated Flow if Pitot not used. Includes rows for 12/27/2017, 1/14/2018, and 1/13/2018.

Total Gallons for Month 164,588

Monthly Hydrant Flushing Report

Morgan County Water District (name of Water System)

Month
Year

Dec
2018

KY0880594 (PWSID)

Formula: $GPM = 29.83 \text{ cd}^2 \sqrt{p}$ unit conversion factor: **29.83**
coefficient value: **0.95**

Date	Hydrant Location and/or Number	Reason Operated	Total Minutes Operated	Nozzle size (typically 2.5 or 4.5)	Pitot Pressure	GPM	Gallons Flowed	Estimated Flow if Pitot not used
12/10/2018	Danny McKenzie Road		45.00	2.0	3	196	8,835	
12/21/2018	Danny McKenzie Road		50.00	2.0	1	113	5,668	
12/21/2018	Liberty Road		25.00	2.5	2	250	6,262	

Total Gallons for Month **20,765**

Monthly Hydrant Flushing Report

Morgan County Water District (name of Water System)

Month
Year

NOV 0
2018

KY0880594 (PWSID)

Formula: $GPM = 29.83 \text{ cd}^2 \sqrt{p}$ unit conversion factor
coefficient value

29.83

0.95

Date	Hydrant Location and/or Number	Reason Operated	Total Minutes Operated	Nozzle size (typically 2.5 or 4.5)	Pitot Pressure	GPM	Gallons Flowed	Estimated Flow if Pitot not used
10/29/2018	West Maytown		36.00	2.5	2	250	9,017	
10/29/2018	East Maytown		18.00	6.0	3	1767	31,806	
10/30/2018	Frog Hollow		20.00	2.5	3	307	6,135	
11/1/2018	Liberty Street		30.00	2.0	2	160	4,809	
11/2/2018	Frog Hollow		33.00	2.5	1	177	5,845	
11/2/2018	Meeting House Road		22.00	3.0	2	361	7,935	
11/5/2018	End of Meeting House Road		40.00	3.0	2	361	14,428	
11/5/2018	Hwy 134		45.00	2.5	3	307	13,805	
11/12/2018	Wheelrim		25.00	2.5	2	250	6,262	
11/12/2018	Gevedon Road		24.00	3.0	1	255	6,121	

Total Gallons for Month 106,164

Monthly Hydrant Flushing Report

Morgan County Water District (name of Water System)

KY0880594 (PWSID)

Month
Year

Oct
0
2018

Formula: $GPM = 29.83 cd^2 \sqrt{p}$ unit conversion factor
coefficient value

29.83
0.95

Date	Hydrant Location and/or Number	Reason Operated	Total Minutes Operated	Nozzle size (typically 2.5 or 4.5)	Pitot Pressure	GPM	Gallons Flowed	Estimated Flow if Pitot not used
9/26/2018	Frog Hollow		26.00	2.5	2	250	6,512	
9/27/2018	East Maytown		21.00	6.0	3	1767	37,107	
10/3/2018	West Maytown		20.00	2.5	3	307	6,135	
10/9/2018	Meeting House Branch		29.00	3.0	2	361	10,460	
10/11/2018	Hwy 134 Tank		10.00	2.5	2	250	2,505	
10/11/2018	Wheel Rim		35.00	2.5	2	250	8,767	
10/9/2018	Murphy Fork Road		25.00	2.5	3	307	7,669	
10/17/2018	Hwy 460 West		13.00	2.5	3	307	3,988	
10/19/2018	Liberty Road		13.00	2.5	2	250	3,256	

Total Gallons for Month **86,400**

Monthly Hydrant Flushing Report

Morgan County Water District (name of Water System)

Month
Year

Aug
2018

KY0880594 (PWSID)

Formula: $GPM = 29.83 \text{ cd}^2 \sqrt{p}$ unit conversion factor
coefficient value

29.83
0.95

Date	Hydrant Location and/or Number	Reason Operated	Total Minutes Operated	Nozzle size (typically 2.5 or 4.5)	Pitot Pressure	GPM	Gallons Flowed	Estimated Flow if Pitot not used
7/27/2018	Meeting House Road		29.00	3.0	3	442	12,811	
7/30/2018	Wheel Rim Road		40.00	2.5	3	307	12,271	
8/9/2018	Hwy 134		70.00	2.5	3	307	21,474	
8/13/2018	Hwy 134		80.00	2.5	2	250	20,038	
8/14/2018	Wheel Rim Road		70.00	2.5	2	250	17,534	
8/15/2018	Meeting House Road		45.00	3.0	2	361	16,231	
8/17/2018	Frog Hollow Road		25.00	4.0	2	641	16,031	

Total Gallons for Month **116,390**

Monthly Hydrant Flushing Report

Morgan County Water District (name of Water System)

Month
Year

July 0
2018

KY0880594 (PWSID)

Formula: $GPM = 29.83 \text{ cd}^2 \sqrt{p}$ unit conversion factor
coefficient value 29.83
0.95

Date	Hydrant Location and/or Number	Reason Operated	Total Minutes Operated	Nozzle size (typically 2.5 or 4.5)	Pitot Pressure	GPM	Gallons Flowed	Estimated Flow if Pitot not used
6/28/2018	Bank of the Mountains	Cave Run	25.00	2.5	2	250	6,262	
6/29/2018	Hwy 460W	Cave Run	45.00	2.5	3	307	13,805	
6/29/2018	Bank of the Mountains	Cave Run	10.00	2.5	2	250	2,505	
6/29/2018	Upper Long Branch	Cave Run	10.00	2.5	2	250	2,505	
6/29/2018	Hwy 772	Cave Run	55.00	2.5	3	307	16,873	
7/11/2018	Centerville Road	Cave Run	35.00	4.0	2	641	22,443	
7/11/2018	Homer Gevedon Road	Cave Run	55.00	2.0	2	160	8,817	
6/27/2018	Bear Branch Road	Cave Run	65.00	2.0	2	160	10,420	
		Cave Run						

Total Gallons for Month 83,629

Monthly Hydrant Flushing Report

Morgan County Water District (name of Water System)

Month Year **Mar 2018**

KY0880594 (PWSID)

Formula: $GPM = 29.83 cd^2 \sqrt{p}$
unit conversion factor coefficient value: 29.83 / 0.95

Date	Hydrant Location and/or Number	Reason Operated	Total Minutes Operated	Nozzle size (typically 2.5 or 4.5)	Pitot Pressure	GPM	Gallons Flowed	Estimated Flow if Pitot not used
2/22/2019	Caskey Fork		45.00	4.0	1	453	20,404	
2/22/2019	Bear Branch		36.00	2.0	2	139	4,998	
2/25/2019	Bay's Bend		18.00	3.0	2	361	6,492	
2/25/2019	Shady Lane		45.00	2.0	2	160	7,214	
2/26/2019	Red Bird Road		50.00	2.0	2	160	8,015	
2/26/2019	Woodsbend		20.00	2.5	3	307	6,135	
2/27/2019	Kellacy Road (Hydrant)		55.00	6.0	3	1767	97,186	
3/4/2019	Hwy 705		40.00	2.5	3	307	12,271	
3/4/2019	Tree Nursery		26.00	2.0	2	160	4,168	
3/4/2019	Hwy 705 (End)		35.00	6.0	2	1443	50,497	
3/6/2019	Danny McKenzie Road		40.00	1.0	3	49	1,963	
3/6/2019	Liberty Road		20.00	2.5	3	280	5,601	

Total Gallons for Month **224,944**

Monthly Hydrant Flushing Report

Morgan County Water District (name of Water System)

Month Feb
Year 2018

KY0880594 (PWSID)

unit conversion factor **29.83**
coefficient value **0.95**

Formula: $GPM = 29.83 cd^2 \sqrt{p}$

Date	Hydrant Location and/or Number	Reason Operated	Total Minutes Operated	Nozzle size (typically 2.5 or 4.5)	Pitot Pressure	GPM	Gallons Flowed	Estimated Flow if Pitot not used
2/1/2018	Danny McKenzie Road	Cave Run	55.00	2.5	3	307	16,873	
1/26/2018	Danny McKenzie Road	Cave Run	60.00	4.0	3	785	47,120	
1/26/2018	Nickell Branch	Cave Run	40.00	2.5	3	307	12,271	
1/29/2018	Hwy 460 W	Cave Run	25.00	2.5	4	331	8,284	
1/29/2018	Frank Oldfield	Cave Run	30.00	2.5	3	307	9,203	
1/29/2018	Hwy 705	Cave Run	20.00	2.5	3	307	6,135	
1/29/2018	Bays Bend	Cave Run	45.00	4.0	3	785	35,340	
1/29/2018	Liberty Road	Cave Run	25.00	2.5	2	250	6,262	

Total Gallons for Month **141,489**

Monthly Hydrant Flushing Report

Morgan County Water District (name of Water System)

Month: *Jan* ⁰
Year: 2018

KY0880594 (PWSID)

Formula: GPM = 29.83 cd²v^p unit conversion factor: 29.83
coefficient value: 0.95

Date	Hydrant Location and/or Number	Reason Operated	Total Minutes Operated	Nozzle size (typically 2.5 or 4.5)	Pitot Pressure	GPM	Gallons Flowed	Estimated Flow if Pitot not used
1/10/2018	Hwy 460 W	Cave Run	64.00	2.5	3	307	19,633	
1/10/2018	Hwy 205	Cave Run	45.00	2.5	3	307	13,805	
1/10/2018	Hwy 205	Cave Run	49.00	2.5	3	307	15,032	
1/10/2018	Mike Elam	Cave Run	80.00	4.0	3	785	62,827	
1/10/2018	Hwy 705	Cave Run	55.00	2.5	2	250	13,776	
1/10/2018	Bays Bend	Cave Run	40.00	6.0	3	1767	70,681	
1/10/2018	Liberty Road	Cave Run	33.00	2.5	3	307	10,124	
1/22/2018	Caskey Fork	Cave Run	38.00	4.0	2	641	24,367	
1/23/2018	Bear Branch	Cave Run	40.00	2.0	3	196	7,853	
1/23/2018	Hwy 460 W	Cave Run	15.00	2.5	3	307	4,602	
1/23/2018	Bays Bend	Cave Run	35.00	6.0	3	1767	61,845	
1/23/2018	Danny McKenzie Road	Cave Run	66.00	2.0	3	196	12,958	

Total Gallons for Month: **317,503**