



## Edmonson County Water District

January 9, 2019

Kentucky Public Service Commission

P.O. Box 615 / 211 Sower Boulevard

Frankfort, KY 40602-0615

Reference: Case No. 2018-00394

To Whom It May Concern:

Please consider the attached as the Edmonson County Water District's response to the above referenced Case No. 2018-00394.

If there are any questions please feel free to contact me at the Water District's office via telephone at 270-597-2165 or via email at [mail@ecwdwater.com](mailto:mail@ecwdwater.com).

Sincerely,

Tony Sanders

General Manager

COMMONWEALTH OF KENTUCKY  
BEFORE THE PUBLIC SERVICE COMMISSION

In the Matter of:

ELECTRONIC INVESTIGATION )  
INTO THE MEASURING )  
RECORDING, AND REPORTING OF ) CASE NO. 2018-00394  
WATER LOSS BY KENTUCKY'S )  
JURISDICTIONAL WATER )  
UTILITIES )

RESPONSE OF

Edmonson County Water District

TO

COMMISSION'S REQUEST FOR INFORMATION

DATED DECEMBER 18, 2018

FILED: January 9, 2019

---

BEFORE THE PUBLIC SERVICE COMMISSION


In the Matter of:

ELECTRONIC INVESTIGATION )  
INTO THE MEASURING )  
RECORDING, AND REPORTING OF ) CASE NO. 2018-00394  
WATER LOSS BY KENTUCKY'S )  
JURISDICTIONAL WATER )  
UTILITIES )

CERTIFICATION OF RESPONSE OF EDMONSON COUNTY WATER  
DISTRICT TO  
COMMISSION'S REQUEST FOR INFORMATION

This to certify that I have prepared Edmonson County Water District's response to the Commission's Request for Information. The responses submitted on behalf of the Edmonson County Water District are true and accurate to the best of my knowledge, information and belief formed after a reasonable inquiry.

Date: 1-9-19

  
\_\_\_\_\_  
Tony Sanders, Manager  
Edmonson County Water District

**Edmonson County Water District**

**CASE NO. 2018-00394**

**Response to Commission's Request for Information**

**Question NO. 1**

**Responding Witness: Tony Sanders**

Q-1. Explain in detail the manner in which you measure, calculate, and track water loss, and:

- a. Identify whether you use any manual form (including excel spreadsheet) or electronic or mechanized system to calculate and track water loss.
- b. Provide a Copy of any form used (including Excel spreadsheet).
- c. Identify the source of any form or system used.

A-1. The Edmonson County Water District has two water treatment plants and one distribution system. The distribution system is split the majority of time between the two water treatment plants, but it is connected together and water can be supplemented from one part of the system to the other if needed. The meters are read in routes monthly, allowing each individual plant to keep track of their respective sales. Both water treatment plants keep a record of their produced, sold and plant usages and calculate their individual water loss. This is done by adding the water sold, to the plant usage and subtracting the sum from the produced. The difference is divided by the produced equaling the water loss percentage. The total water loss is also calculated for the distribution system. Total water loss is calculated by adding all sales, utility and/or treatment plant use, system flushing, fire department use, and any other water that is

---

used in operating the system. The sum is subtracted from total water produced by both water plants and the difference is divided by the total water produced by both plants equaling the water loss percentage for the entire system which includes: (1) a log of estimated water that is lost by breaks that have been repaired (2) tank overflows and (3) water that is unaccounted for such as line leaks that are not found and have not been repaired. The total water loss is reported in the water statistics page of the annual report.

- a. The Edmonson County Water District uses an excel formatted form to track water loss.
  - b. Attached is a copy of the form used by the District (Attachment A).
  - c. The source the form used by the Water District is the Water Loss form listed on the KY Public Service Commission's website.
-

**Edmonson County Water District**

**CASE NO. 2018-00394**

**Response to Commission's Request for Information**

**Question NO. 2**

**Responding Witness: Tony Sanders**

Q-2. Explain in detail your understanding of the information to be provided in each of the categories on the Water Statistics page (reference page 30) of the annual report required by jurisdictional water utilities, accessed through the commission's website.

A-2. The information to be provided in the annual report is a yearly figure from January 1st through December 31st. It is to be entered in thousand gallons. It is designed basically as the monthly water loss form provided on the PSC website to download.

1. Tracking of all water produced, sold and distributed category.
  2. Total of all water produced by both water plants.
  3. Purchased water only. ECWD does not purchase.
  4. Total of produced and purchased water.
  6. Tracking of water sold category.
  7. Total gallons sold to residential customers.
  8. Total gallons sold to commercial customers. ECWD has none.
  9. Total gallons sold to industrial customers. ECWD has none.
  10. Total sold at bulk loading stations. ECWD has none.
  11. Total of resales (Sales to Wholesalers).
-

12. Total of all other sales. ECWD has none.
  13. Total of all water sold.
  15. Tracking of Water used in operation of system category.
  16. Total water used by treatment plant for cleaning of basins, clarifiers, chemical feed machines and etc.
  17. Total water used by wastewater plant. ECWD has none.
  18. Total water used for system flushing.
  19. Total water used by Fire Dept.
  20. Total of other water used for operation of the system not defined elsewhere.
  21. Total of water used in operation of system.
  23. Tracking of water loss category.
  24. Total off all tank overflows.
  25. Total of all line breaks that have been repaired that were logged.
  26. Line leaks that have not been found and repaired
  27. Other water loss
  28. Total Line loss. This line is divided by line 4 to get the percentage of water loss.
  32. Tracking of water loss percentage category.
  33. Line 28 divided by line 4 equals water loss percentage.
-

**Edmonson County Water District**

**CASE NO. 2018-00394**

**Response to Commission's Request for Information**

**Question NO. 3**

**Responding Witness: Tony Sanders**

Q-3. State any questions you have regarding how to use the updated Commission form described and attached as Appendix A to this order.

A-3. The format of the new form is very similar to the old one. I have no questions to ask.



**Edmonson County Water District**

**CASE NO. 2018-00394**

**Response to Commission's Request for Information**

**Question NO. 4**

**Responding Witness: Tony Sanders**

Q-4. State any suggestions or improvements you have regarding how to use the updated Commission form described and attached as Appendix A to this order.

A-4. I suggest the following changes:

a. When a line is cut by an excavator the water that is lost should be counted in the category of other water used, because a time is known when the leak occurred and when it is repaired and a very good estimation can be made of water lost. Contractors by law, are to request the line to be located and the Water District by law, is to mark the lines.

b. If a line break occurs, that is on a line the size that it can be documented by telemetry or other means, that water should be counted in the other water used category, because it is a large leak and in some instances the loss can be a very large amount of water before it can be repaired, although it is repaired in a very short time frame.

---

**Edmonson County Water District**

**CASE NO. 2018-00394**

**Response to Commission's Request for Information**

**Question NO. 5**

**Responding Witness: Tony Sanders**

Q-5. State any questions you have regarding how the information in the Commission Form described and attached as Appendix A to this order is to be incorporated into annual reports.

A-5. I have no questions regarding how the information in the updated form is to be incorporated into the annual. I would suggest to mirror the annual report to match the new Commission form.

**Edmonson County Water District**

**CASE NO. 2018-00394**

**Response to Commission's Request for Information**

**Question NO. 6**

**Responding Witness: Tony Sanders**

Q-6. State any concerns you have regarding the use of the updated Commission Form described as Attachment A to this order.

A-6. I do not have any concerns regarding the use of the updated form.

---

**Edmonson County Water District**

**CASE NO. 2018-00394**

**Response to Commission's Request for Information**

**Question NO. 7**


**Responding Witness: Tony Sanders**

Q-7. State whether you believe it is reasonable, proper and appropriate for the Commission to require jurisdictional water utilities to maintain and use the updated Commission Form described and attached as Appendix A to this order. Fully explain your answer.

A-7. I do not believe the Commission should require jurisdictional water utilities to use the updated Commission form if, the form that they are utilizing gives an actual account of water loss. If the Commission requires utilities to use the updated form, the Edmonson County Water District will use said form as the official report form.

I Tony Sanders certify that the response given to Case No. 2018-00394 are true and accurate to the best of my knowledge, information, and belief formed after a reasonable inquiry.

IN TESTIMONY WHEREOF, witness our hands this the 9<sup>th</sup> day of January, 2018.

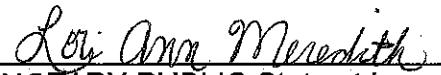
  
Tony Sanders,  
General Manager, ECWD

COMMONWEALTH OF KENTUCKY

COUNTY OF EDMONSON

The forgoing document was acknowledged to before me by TONY SANDERS, General Manager Edmonson County Water District.

This 9 day of January, 2018.

  
NOTARY PUBLIC State at Large  
My Commission Expires: May 27, 2022

# PUBLIC SERVICE COMMISSION

## Monthly Water Loss Report

Water Utility:

For the Month of:  Year:

LINE #	ITEM	GALLONS (Omit 000's)
1	<b>WATER PRODUCED, PURCHASED &amp; DISTRIBUTED</b>	
2	Water Produced	
3	Water Purchased	
4	<b>TOTAL PRODUCED AND PURCHASED</b>	
5		
6	<b>WATER SALES</b>	
7	Residential	
8	Commercial	
9	Industrial	
10	Bulk Loading Stations	
11	Wholesale	
12	Other Sales _____	
13	<b>TOTAL WATER SALES</b>	#DIV/0!
14		
15	<b>OTHER WATER USED</b>	
16	Utility and/or Water Treatment Plant	
17	Wastewater Plant	
18	System Flushing	
19	Fire Department	
20	Other pumps _____	
21	<b>TOTAL OTHER WATER USED</b>	#DIV/0!
22		
23	<b>WATER LOSS</b>	
24	Tank Overflows	
25	Line Breaks	
26	Line Leaks	
27	Other _____	
28	<b>TOTAL LINE LOSS</b>	#DIV/0!
29		
30	Note: Line 13 + Line 21 + Line 28 Must Equal Line 4	
31		
32	<b>WATER LOSS PERCENTAGE</b>	
33	Unaccounted-For Water (Line 28 divided by Line 4)	#DIV/0!