

Day	Hr	Total	Year	Month
10/7/2014	6	3618.152	2014	10
10/7/2014	7	3682.662	2014	10
10/7/2014	8	3727.662	2014	10
10/7/2014	9	3820.463	2014	10
10/7/2014	10	3842.951	2014	10
10/7/2014	11	3885.86	2014	10
10/7/2014	12	3840.863	2014	10
10/7/2014	13	3846.364	2014	10
10/7/2014	14	3824.566	2014	10
10/7/2014	15	3806.269	2014	10
10/7/2014	16	3733.771	2014	10
10/7/2014	17	3780.869	2014	10
10/7/2014	18	3838.57	2014	10
10/7/2014	19	3910.867	2014	10
10/7/2014	20	3804.453	2014	10
10/7/2014	21	3550.66	2014	10
10/7/2014	22	3328.863	2014	10
10/7/2014	23	3183.761	2014	10
10/8/2014	0	2982.061	2014	10
10/8/2014	1	2946.358	2014	10
10/8/2014	2	2808.24	2014	10
10/8/2014	3	2857.155	2014	10
10/8/2014	4	3006.956	2014	10
10/8/2014	5	3318.957	2014	10
10/8/2014	6	3580.842	2014	10
10/8/2014	7	3569.853	2014	10
10/8/2014	8	3661.762	2014	10
10/8/2014	9	3724.064	2014	10
10/8/2014	10	3760.566	2014	10
10/8/2014	11	3826.87	2014	10
10/8/2014	12	3864.969	2014	10
10/8/2014	13	3915.271	2014	10
10/8/2014	14	3918.871	2014	10
10/8/2014	15	3920.571	2014	10
10/8/2014	16	3890.069	2014	10
10/8/2014	17	3806.854	2014	10
10/8/2014	18	3870.967	2014	10
10/8/2014	19	3885.763	2014	10
10/8/2014	20	3728.261	2014	10
10/8/2014	21	3478.46	2014	10
10/8/2014	22	3276.146	2014	10
10/8/2014	23	3094.75	2014	10
10/9/2014	0	2935.256	2014	10
10/9/2014	1	2881.436	2014	10
10/9/2014	2	2737.45	2014	10
10/9/2014	3	2810.845	2014	10
10/9/2014	4	2930.256	2014	10
10/9/2014	5	3338.956	2014	10
10/9/2014	6	3616.455	2014	10
10/9/2014	7	3615.442	2014	10
10/9/2014	8	3728.657	2014	10
10/9/2014	9	3777.66	2014	10
10/9/2014	10	3776.862	2014	10
10/9/2014	11	3788.962	2014	10
10/9/2014	12	3765.855	2014	10
10/9/2014	13	3765.656	2014	10
10/9/2014	14	3772.364	2014	10
10/9/2014	15	3692.067	2014	10
10/9/2014	16	3644.369	2014	10
10/9/2014	17	3692.868	2014	10
10/9/2014	18	3882.264	2014	10
10/9/2014	19	3855.562	2014	10
10/9/2014	20	3678.348	2014	10
10/9/2014	21	3496.358	2014	10

Day	Hr	Total	Year	Month
10/9/2014	22	3279.362	2014	10
10/9/2014	23	3124.161	2014	10
10/10/2014	0	2967.761	2014	10
10/10/2014	1	2852.951	2014	10
10/10/2014	2	2854.152	2014	10
10/10/2014	3	2906.36	2014	10
10/10/2014	4	2947.459	2014	10
10/10/2014	5	3256.855	2014	10
10/10/2014	6	3511.944	2014	10
10/10/2014	7	3612.26	2014	10
10/10/2014	8	3736.46	2014	10
10/10/2014	9	3822.56	2014	10
10/10/2014	10	3813.147	2014	10
10/10/2014	11	3774.259	2014	10
10/10/2014	12	3832.062	2014	10
10/10/2014	13	3733.061	2014	10
10/10/2014	14	3663.159	2014	10
10/10/2014	15	3682.645	2014	10
10/10/2014	16	3620.461	2014	10
10/10/2014	17	3624.459	2014	10
10/10/2014	18	3679.058	2014	10
10/10/2014	19	3620.643	2014	10
10/10/2014	20	3524.752	2014	10
10/10/2014	21	3332.456	2014	10
10/10/2014	22	3174.256	2014	10
10/10/2014	23	2987.545	2014	10
10/11/2014	0	2822.05	2014	10
10/11/2014	1	2771.256	2014	10
10/11/2014	2	2681.056	2014	10
10/11/2014	3	2658.447	2014	10
10/11/2014	4	2748.348	2014	10
10/11/2014	5	2856.056	2014	10
10/11/2014	6	3064.156	2014	10
10/11/2014	7	3144.849	2014	10
10/11/2014	8	3291.148	2014	10
10/11/2014	9	3374.957	2014	10
10/11/2014	10	3388.457	2014	10
10/11/2014	11	3362.959	2014	10
10/11/2014	12	3289.148	2014	10
10/11/2014	13	3284.158	2014	10
10/11/2014	14	3235.962	2014	10
10/11/2014	15	3228.761	2014	10
10/11/2014	16	3256.061	2014	10
10/11/2014	17	3283.16	2014	10
10/11/2014	18	3380.945	2014	10
10/11/2014	19	3407.759	2014	10
10/11/2014	20	3306.259	2014	10
10/11/2014	21	3145.459	2014	10
10/11/2014	22	2949.051	2014	10
10/11/2014	23	2816.547	2014	10
10/12/2014	0	2698.456	2014	10
10/12/2014	1	2611.756	2014	10
10/12/2014	2	2587.457	2014	10
10/12/2014	3	2598.841	2014	10
10/12/2014	4	2591.454	2014	10
10/12/2014	5	2663.756	2014	10
10/12/2014	6	2779.657	2014	10
10/12/2014	7	2859.447	2014	10
10/12/2014	8	2942.75	2014	10
10/12/2014	9	3030.858	2014	10
10/12/2014	10	3079.361	2014	10
10/12/2014	11	3084.163	2014	10
10/12/2014	12	3064.263	2014	10
10/12/2014	13	3119.349	2014	10

Day	Hr	Total	Year	Month
10/12/2014	14	3150.266	2014	10
10/12/2014	15	3219.165	2014	10
10/12/2014	16	3195.468	2014	10
10/12/2014	17	3268.866	2014	10
10/12/2014	18	3455.863	2014	10
10/12/2014	19	3475.859	2014	10
10/12/2014	20	3350.549	2014	10
10/12/2014	21	3197.663	2014	10
10/12/2014	22	3031.663	2014	10
10/12/2014	23	2876.662	2014	10
10/13/2014	0	2770.756	2014	10
10/13/2014	1	2688.05	2014	10
10/13/2014	2	2704.262	2014	10
10/13/2014	3	2760.162	2014	10
10/13/2014	4	2902.753	2014	10
10/13/2014	5	3300.956	2014	10
10/13/2014	6	3592.062	2014	10
10/13/2014	7	3705.064	2014	10
10/13/2014	8	3766.958	2014	10
10/13/2014	9	3869.353	2014	10
10/13/2014	10	3913.767	2014	10
10/13/2014	11	4047.571	2014	10
10/13/2014	12	4083.17	2014	10
10/13/2014	13	4168.171	2014	10
10/13/2014	14	4179.062	2014	10
10/13/2014	15	4146.071	2014	10
10/13/2014	16	4094.17	2014	10
10/13/2014	17	4078.371	2014	10
10/13/2014	18	4192.47	2014	10
10/13/2014	19	4182.769	2014	10
10/13/2014	20	4020.27	2014	10
10/13/2014	21	3807.768	2014	10
10/13/2014	22	3533.758	2014	10
10/13/2014	23	3282.853	2014	10
10/14/2014	0	3122.965	2014	10
10/14/2014	1	3052.164	2014	10
10/14/2014	2	2944.064	2014	10
10/14/2014	3	2898.249	2014	10
10/14/2014	4	3068.758	2014	10
10/14/2014	5	3408.063	2014	10
10/14/2014	6	3745.262	2014	10
10/14/2014	7	3773.763	2014	10
10/14/2014	8	3820.061	2014	10
10/14/2014	9	3885.747	2014	10
10/14/2014	10	3915.363	2014	10
10/14/2014	11	3957.764	2014	10
10/14/2014	12	3929.6	2014	10
10/14/2014	13	3940.268	2014	10
10/14/2014	14	3904.768	2014	10
10/14/2014	15	3826.763	2014	10
10/14/2014	16	3752.964	2014	10
10/14/2014	17	3764.559	2014	10
10/14/2014	18	3869.847	2014	10
10/14/2014	19	3898.661	2014	10
10/14/2014	20	3690.061	2014	10
10/14/2014	21	3469.66	2014	10
10/14/2014	22	3214.861	2014	10
10/14/2014	23	3036.453	2014	10
10/15/2014	0	2891.251	2014	10
10/15/2014	1	2780.56	2014	10
10/15/2014	2	2770.259	2014	10
10/15/2014	3	2781.459	2014	10
10/15/2014	4	2941.35	2014	10
10/15/2014	5	3294.949	2014	10

Day	Hr	Total	Year	Month
10/15/2014	6	3606.457	2014	10
10/15/2014	7	3620.458	2014	10
10/15/2014	8	3707.354	2014	10
10/15/2014	9	3804.843	2014	10
10/15/2014	10	3812.16	2014	10
10/15/2014	11	3802.66	2014	10
10/15/2014	12	3721.26	2014	10
10/15/2014	13	3798.551	2014	10
10/15/2014	14	3690.054	2014	10
10/15/2014	15	3654.861	2014	10
10/15/2014	16	3729.66	2014	10
10/15/2014	17	3754.254	2014	10
10/15/2014	18	3870.547	2014	10
10/15/2014	19	3820.659	2014	10
10/15/2014	20	3687.458	2014	10
10/15/2014	21	3469.958	2014	10
10/15/2014	22	3254.742	2014	10
10/15/2014	23	3078.453	2014	10
10/16/2014	0	2951.156	2014	10
10/16/2014	1	2860.356	2014	10
10/16/2014	2	2853.607	2014	10
10/16/2014	3	2869.147	2014	10
10/16/2014	4	3043.856	2014	10
10/16/2014	5	3352.057	2014	10
10/16/2014	6	3621.949	2014	10
10/16/2014	7	3645.346	2014	10
10/16/2014	8	3710.457	2014	10
10/16/2014	9	3780.958	2014	10
10/16/2014	10	3783.161	2014	10
10/16/2014	11	3796.348	2014	10
10/16/2014	12	3755.759	2014	10
10/16/2014	13	3770.162	2014	10
10/16/2014	14	3727.561	2014	10
10/16/2014	15	3657.961	2014	10
10/16/2014	16	3676.054	2014	10
10/16/2014	17	3708.55	2014	10
10/16/2014	18	3860.192	2014	10
10/16/2014	19	3838.857	2014	10
10/16/2014	20	3701.558	2014	10
10/16/2014	21	3501.409	2014	10
10/16/2014	22	3272.75	2014	10
10/16/2014	23	3076.057	2014	10
10/17/2014	0	2981.256	2014	10
10/17/2014	1	2940.947	2014	10
10/17/2014	2	2858.847	2014	10
10/17/2014	3	2901.856	2014	10
10/17/2014	4	3047.356	2014	10
10/17/2014	5	3338.445	2014	10
10/17/2014	6	3617.15	2014	10
10/17/2014	7	3669.156	2014	10
10/17/2014	8	3730.26	2014	10
10/17/2014	9	3764.959	2014	10
10/17/2014	10	3752.853	2014	10
10/17/2014	11	3729.164	2014	10
10/17/2014	12	3728.265	2014	10
10/17/2014	13	3734.57	2014	10
10/17/2014	14	3772.37	2014	10
10/17/2014	15	3700.871	2014	10
10/17/2014	16	3617.17	2014	10
10/17/2014	17	3535.071	2014	10
10/17/2014	18	3711.967	2014	10
10/17/2014	19	3625.064	2014	10
10/17/2014	20	3537.847	2014	10
10/17/2014	21	3369.362	2014	10

Day	Hr	Total	Year	Month
10/17/2014	22	3171.962	2014	10
10/17/2014	23	2951.962	2014	10
10/18/2014	0	2789.161	2014	10
10/18/2014	1	2706.856	2014	10
10/18/2014	2	2596.348	2014	10
10/18/2014	3	2561.86	2014	10
10/18/2014	4	2582.36	2014	10
10/18/2014	5	2707.659	2014	10
10/18/2014	6	2858.055	2014	10
10/18/2014	7	3017.042	2014	10
10/18/2014	8	3131.959	2014	10
10/18/2014	9	3245.761	2014	10
10/18/2014	10	3213.76	2014	10
10/18/2014	11	3140.56	2014	10
10/18/2014	12	3105.348	2014	10
10/18/2014	13	3093.659	2014	10
10/18/2014	14	3127.762	2014	10
10/18/2014	15	3155.46	2014	10
10/18/2014	16	3165.961	2014	10
10/18/2014	17	3188.353	2014	10
10/18/2014	18	3324.746	2014	10
10/18/2014	19	3318.956	2014	10
10/18/2014	20	3242.056	2014	10
10/18/2014	21	3127.456	2014	10
10/18/2014	22	2938.394	2014	10
10/18/2014	23	2834.655	2014	10
10/19/2014	0	2696.256	2014	10
10/19/2014	1	2652.456	2014	10
10/19/2014	2	2569.543	2014	10
10/19/2014	3	2598.651	2014	10
10/19/2014	4	2641.356	2014	10
10/19/2014	5	2658.456	2014	10
10/19/2014	6	2801.645	2014	10
10/19/2014	7	2895.751	2014	10
10/19/2014	8	3023.057	2014	10
10/19/2014	9	3146.357	2014	10
10/19/2014	10	3087.352	2014	10
10/19/2014	11	3090.047	2014	10
10/19/2014	12	3050.661	2014	10
10/19/2014	13	3007.563	2014	10
10/19/2014	14	2995.862	2014	10
10/19/2014	15	2986.563	2014	10
10/19/2014	16	3000.051	2014	10
10/19/2014	17	3092.757	2014	10
10/19/2014	18	3280.257	2014	10
10/19/2014	19	3369.156	2014	10
10/19/2014	20	3288.05	2014	10
10/19/2014	21	3118.144	2014	10
10/19/2014	22	2946.456	2014	10
10/19/2014	23	2767.956	2014	10
10/20/2014	0	2764.642	2014	10
10/20/2014	1	2752.251	2014	10
10/20/2014	2	2736.755	2014	10
10/20/2014	3	2803.253	2014	10
10/20/2014	4	3011.94	2014	10
10/20/2014	5	3473.256	2014	10
10/20/2014	6	3774.256	2014	10
10/20/2014	7	3845.947	2014	10
10/20/2014	8	3851.549	2014	10
10/20/2014	9	3867.8	2014	10
10/20/2014	10	3878.313	2014	10
10/20/2014	11	3808.55	2014	10
10/20/2014	12	3784.358	2014	10
10/20/2014	13	3743.364	2014	10

Day	Hr	Total	Year	Month
10/20/2014	14	3654.163	2014	10
10/20/2014	15	3643.066	2014	10
10/20/2014	16	3608.765	2014	10
10/20/2014	17	3607.663	2014	10
10/20/2014	18	3792.358	2014	10
10/20/2014	19	3809.348	2014	10
10/20/2014	20	3598.362	2014	10
10/20/2014	21	3455.661	2014	10
10/20/2014	22	3222.96	2014	10
10/20/2014	23	3031.958	2014	10
10/21/2014	0	2956.943	2014	10
10/21/2014	1	2883.158	2014	10
10/21/2014	2	2823.558	2014	10
10/21/2014	3	2845.156	2014	10
10/21/2014	4	3002.744	2014	10
10/21/2014	5	3416.548	2014	10
10/21/2014	6	3665.957	2014	10
10/21/2014	7	3707.056	2014	10
10/21/2014	8	3749.842	2014	10
10/21/2014	9	3782.656	2014	10
10/21/2014	10	3790.461	2014	10
10/21/2014	11	3734.562	2014	10
10/21/2014	12	3724.963	2014	10
10/21/2014	13	3706.362	2014	10
10/21/2014	14	3692.349	2014	10
10/21/2014	15	3639.96	2014	10
10/21/2014	16	3640.962	2014	10
10/21/2014	17	3709.761	2014	10
10/21/2014	18	3885.96	2014	10
10/21/2014	19	3822.946	2014	10
10/21/2014	20	3694.049	2014	10
10/21/2014	21	3488.556	2014	10
10/21/2014	22	3237.256	2014	10
10/21/2014	23	3052.953	2014	10
10/22/2014	0	3012.242	2014	10
10/22/2014	1	2962.755	2014	10
10/22/2014	2	2939.557	2014	10
10/22/2014	3	2950.751	2014	10
10/22/2014	4	3166.042	2014	10
10/22/2014	5	3591.754	2014	10
10/22/2014	6	3879.852	2014	10
10/22/2014	7	3887.446	2014	10
10/22/2014	8	3878.247	2014	10
10/22/2014	9	3895.657	2014	10
10/22/2014	10	3873.757	2014	10
10/22/2014	11	3818.661	2014	10
10/22/2014	12	3821.853	2014	10
10/22/2014	13	3781.253	2014	10
10/22/2014	14	3752.262	2014	10
10/22/2014	15	3730.163	2014	10
10/22/2014	16	3676.562	2014	10
10/22/2014	17	3752.059	2014	10
10/22/2014	18	3824.142	2014	10
10/22/2014	19	3789.056	2014	10
10/22/2014	20	3666.656	2014	10
10/22/2014	21	3496.856	2014	10
10/22/2014	22	3327.095	2014	10
10/22/2014	23	3170.653	2014	10
10/23/2014	0	3041.555	2014	10
10/23/2014	1	3036.65	2014	10
10/23/2014	2	2970.237	2014	10
10/23/2014	3	3000.251	2014	10
10/23/2014	4	3115.351	2014	10
10/23/2014	5	3567.439	2014	10

Day	Hr	Total	Year	Month
10/23/2014	6	3858.845	2014	10
10/23/2014	7	3890.751	2014	10
10/23/2014	8	3890.547	2014	10
10/23/2014	9	3776.444	2014	10
10/23/2014	10	3751.259	2014	10
10/23/2014	11	3747.261	2014	10
10/23/2014	12	3723.162	2014	10
10/23/2014	13	3695.862	2014	10
10/23/2014	14	3631.047	2014	10
10/23/2014	15	3580.663	2014	10
10/23/2014	16	3495.063	2014	10
10/23/2014	17	3629.962	2014	10
10/23/2014	18	3766.656	2014	10
10/23/2014	19	3809.839	2014	10
10/23/2014	20	3656.356	2014	10
10/23/2014	21	3474.256	2014	10
10/23/2014	22	3234.755	2014	10
10/23/2014	23	3107.374	2014	10
10/24/2014	0	2953.754	2014	10
10/24/2014	1	2979.853	2014	10
10/24/2014	2	2964.048	2014	10
10/24/2014	3	2937.739	2014	10
10/24/2014	4	3166.352	2014	10
10/24/2014	5	3562.751	2014	10
10/24/2014	6	3849.438	2014	10
10/24/2014	7	3855.746	2014	10
10/24/2014	8	3885.652	2014	10
10/24/2014	9	3842.15	2014	10
10/24/2014	10	3797.645	2014	10
10/24/2014	11	3679.261	2014	10
10/24/2014	12	3669.964	2014	10
10/24/2014	13	3600.864	2014	10
10/24/2014	14	3581.164	2014	10
10/24/2014	15	3456.164	2014	10
10/24/2014	16	3396.461	2014	10
10/24/2014	17	3451.549	2014	10
10/24/2014	18	3547.161	2014	10
10/24/2014	19	3560.758	2014	10
10/24/2014	20	3409.556	2014	10
10/24/2014	21	3315.242	2014	10
10/24/2014	22	3125.252	2014	10
10/24/2014	23	3019.356	2014	10
10/25/2014	0	2889.756	2014	10
10/25/2014	1	2850.54	2014	10
10/25/2014	2	2801.054	2014	10
10/25/2014	3	2830.756	2014	10
10/25/2014	4	2899.553	2014	10
10/25/2014	5	3021.342	2014	10
10/25/2014	6	3186.156	2014	10
10/25/2014	7	3284.157	2014	10
10/25/2014	8	3342.954	2014	10
10/25/2014	9	3413.747	2014	10
10/25/2014	10	3349.462	2014	10
10/25/2014	11	3297.064	2014	10
10/25/2014	12	3234.564	2014	10
10/25/2014	13	3216.268	2014	10
10/25/2014	14	3181.07	2014	10
10/25/2014	15	3224.371	2014	10
10/25/2014	16	3254.671	2014	10
10/25/2014	17	3276.571	2014	10
10/25/2014	18	3429.862	2014	10
10/25/2014	19	3381.249	2014	10
10/25/2014	20	3280.263	2014	10
10/25/2014	21	3115.763	2014	10

Day	Hr	Total	Year	Month
10/25/2014	22	2938.763	2014	10
10/25/2014	23	2778.763	2014	10
10/26/2014	0	2625.462	2014	10
10/26/2014	1	2575.158	2014	10
10/26/2014	2	2493.349	2014	10
10/26/2014	3	2505.659	2014	10
10/26/2014	4	2572.764	2014	10
10/26/2014	5	2652.757	2014	10
10/26/2014	6	2777.44	2014	10
10/26/2014	7	2914.354	2014	10
10/26/2014	8	2999.46	2014	10
10/26/2014	9	3094.663	2014	10
10/26/2014	10	3046.064	2014	10
10/26/2014	11	3050.564	2014	10
10/26/2014	12	3085.666	2014	10
10/26/2014	13	3118.67	2014	10
10/26/2014	14	3121.056	2014	10
10/26/2014	15	3151.67	2014	10
10/26/2014	16	3234.071	2014	10
10/26/2014	17	3248.191	2014	10
10/26/2014	18	3414.065	2014	10
10/26/2014	19	3425.361	2014	10
10/26/2014	20	3252.051	2014	10
10/26/2014	21	3102.747	2014	10
10/26/2014	22	2918.257	2014	10
10/26/2014	23	2771.056	2014	10
10/27/2014	0	2664.157	2014	10
10/27/2014	1	2624.441	2014	10
10/27/2014	2	2640.754	2014	10
10/27/2014	3	2683.056	2014	10
10/27/2014	4	2937.057	2014	10
10/27/2014	5	3344.243	2014	10
10/27/2014	6	3652.651	2014	10
10/27/2014	7	3670.157	2014	10
10/27/2014	8	3724.559	2014	10
10/27/2014	9	3824.752	2014	10
10/27/2014	10	3821.752	2014	10
10/27/2014	11	3916.871	2014	10
10/27/2014	12	4026.477	2014	10
10/27/2014	13	4047.578	2014	10
10/27/2014	14	4067.377	2014	10
10/27/2014	15	4078.177	2014	10
10/27/2014	16	4016.578	2014	10
10/27/2014	17	3997.777	2014	10
10/27/2014	18	4114.777	2014	10
10/27/2014	19	4078.975	2014	10
10/27/2014	20	3867.969	2014	10
10/27/2014	21	3630.469	2014	10
10/27/2014	22	3414.57	2014	10
10/27/2014	23	3219.956	2014	10
10/28/2014	0	3058.763	2014	10
10/28/2014	1	2934.368	2014	10
10/28/2014	2	2833.169	2014	10
10/28/2014	3	2841.168	2014	10
10/28/2014	4	2972.468	2014	10
10/28/2014	5	3359.967	2014	10
10/28/2014	6	3688.368	2014	10
10/28/2014	7	3707.452	2014	10
10/28/2014	8	3780.466	2014	10
10/28/2014	9	3872.769	2014	10
10/28/2014	10	3903.568	2014	10
10/28/2014	11	3933.868	2014	10
10/28/2014	12	3910.266	2014	10
10/28/2014	13	3865.956	2014	10

Day	Hr	Total	Year	Month
10/28/2014	14	3812.552	2014	10
10/28/2014	15	3740.962	2014	10
10/28/2014	16	3685.363	2014	10
10/28/2014	17	3717.462	2014	10
10/28/2014	18	3835.161	2014	10
10/28/2014	19	3765.05	2014	10
10/28/2014	20	3601.854	2014	10
10/28/2014	21	3364.961	2014	10
10/28/2014	22	3127.66	2014	10
10/28/2014	23	2984.661	2014	10
10/29/2014	0	2857.151	2014	10
10/29/2014	1	2768.351	2014	10
10/29/2014	2	2722.06	2014	10
10/29/2014	3	2742.157	2014	10
10/29/2014	4	2908.856	2014	10
10/29/2014	5	3299.948	2014	10
10/29/2014	6	3621.446	2014	10
10/29/2014	7	3681.356	2014	10
10/29/2014	8	3694.957	2014	10
10/29/2014	9	3720.961	2014	10
10/29/2014	10	3726.35	2014	10
10/29/2014	11	3729.258	2014	10
10/29/2014	12	3714.463	2014	10
10/29/2014	13	3687.264	2014	10
10/29/2014	14	3647.263	2014	10
10/29/2014	15	3585.763	2014	10
10/29/2014	16	3553.857	2014	10
10/29/2014	17	3587.95	2014	10
10/29/2014	18	3749.358	2014	10
10/29/2014	19	3751.057	2014	10
10/29/2014	20	3639.856	2014	10
10/29/2014	21	3456.941	2014	10
10/29/2014	22	3275.652	2014	10
10/29/2014	23	3166.056	2014	10
10/30/2014	0	3065.653	2014	10
10/30/2014	1	3055.835	2014	10
10/30/2014	2	3032.049	2014	10
10/30/2014	3	3100.152	2014	10
10/30/2014	4	3282.642	2014	10
10/30/2014	5	3764.241	2014	10
10/30/2014	6	4089.951	2014	10
10/30/2014	7	4119.949	2014	10
10/30/2014	8	4095.837	2014	10
10/30/2014	9	4010.655	2014	10
10/30/2014	10	3937.357	2014	10
10/30/2014	11	3875.258	2014	10
10/30/2014	12	3811.448	2014	10
10/30/2014	13	3753.956	2014	10
10/30/2014	14	3652.661	2014	10
10/30/2014	15	3605.762	2014	10
10/30/2014	16	3577.561	2014	10
10/30/2014	17	3647.745	2014	10
10/30/2014	18	3872.052	2014	10
10/30/2014	19	3880.356	2014	10
10/30/2014	20	3790.456	2014	10
10/30/2014	21	3623.045	2014	10
10/30/2014	22	3461.249	2014	10
10/30/2014	23	3324.156	2014	10
10/31/2014	0	3215.356	2014	10
10/31/2014	1	3122.645	2014	10
10/31/2014	2	3113.749	2014	10
10/31/2014	3	3122.656	2014	10
10/31/2014	4	3296.056	2014	10
10/31/2014	5	3662.998	2014	10

Day	Hr	Total	Year	Month
10/31/2014	6	3942.319	2014	10
10/31/2014	7	3994.357	2014	10
10/31/2014	8	3988.252	2014	10
10/31/2014	9	4019.445	2014	10
10/31/2014	10	4005.556	2014	10
10/31/2014	11	4033.157	2014	10
10/31/2014	12	3995.252	2014	10
10/31/2014	13	4009.838	2014	10
10/31/2014	14	3973.152	2014	10
10/31/2014	15	3951.552	2014	10
10/31/2014	16	3933.544	2014	10
10/31/2014	17	4008.942	2014	10
10/31/2014	18	4051.25	2014	10
10/31/2014	19	4094.049	2014	10
10/31/2014	20	3975.634	2014	10
10/31/2014	21	3896.251	2014	10
10/31/2014	22	3711.751	2014	10
10/31/2014	23	3633.736	2014	10
11/1/2014	0	3498.546	2014	11
11/1/2014	1	3504.051	2014	11
11/1/2014	2	3420.541	2014	11
11/1/2014	3	3477.642	2014	11
11/1/2014	4	3466.85	2014	11
11/1/2014	5	3650.946	2014	11
11/1/2014	6	3826.637	2014	11
11/1/2014	7	3953.551	2014	11
11/1/2014	8	4003.75	2014	11
11/1/2014	9	4120.535	2014	11
11/1/2014	10	4057.352	2014	11
11/1/2014	11	4032.852	2014	11
11/1/2014	12	3902.439	2014	11
11/1/2014	13	3858.248	2014	11
11/1/2014	14	3802.652	2014	11
11/1/2014	15	3736.348	2014	11
11/1/2014	16	3759.441	2014	11
11/1/2014	17	3780.353	2014	11
11/1/2014	18	3919.751	2014	11
11/1/2014	19	3927.335	2014	11
11/1/2014	20	3900.948	2014	11
11/1/2014	21	3807.551	2014	11
11/1/2014	22	3684.94	2014	11
11/1/2014	23	3573.743	2014	11
11/2/2014	0	3523.651	2014	11
11/2/2014	1	3560.84	2014	11
11/2/2014	2	3551.641	2014	11
11/2/2014	3	3586.951	2014	11
11/2/2014	4	3636.739	2014	11
11/2/2014	5	3732.641	2014	11
11/2/2014	6	3845.751	2014	11
11/2/2014	7	4012.537	2014	11
11/2/2014	8	4002.845	2014	11
11/2/2014	9	3899.25	2014	11
11/2/2014	10	3675.145	2014	11
11/2/2014	11	3481.943	2014	11
11/2/2014	12	3414.353	2014	11
11/2/2014	13	3303.052	2014	11
11/2/2014	14	3190.841	2014	11
11/2/2014	15	3200.449	2014	11
11/2/2014	16	3314.853	2014	11
11/2/2014	17	3551.853	2014	11
11/2/2014	18	3736.042	2014	11
11/2/2014	19	3823.142	2014	11
11/2/2014	20	3822.351	2014	11
11/2/2014	21	3729.948	2014	11

Day	Hr	Total	Year	Month
11/2/2014	22	3623.135	2014	11
11/2/2014	23	3497.851	2014	11
11/3/2014	0	3452.051	2014	11
11/3/2014	1	3470.737	2014	11
11/3/2014	2	3418.547	2014	11
11/3/2014	3	3419.151	2014	11
11/3/2014	4	3469.643	2014	11
11/3/2014	5	3686.611	2014	11
11/3/2014	6	4062.55	2014	11
11/3/2014	7	4275.151	2014	11
11/3/2014	8	4283.336	2014	11
11/3/2014	9	4177.652	2014	11
11/3/2014	10	4116.055	2014	11
11/3/2014	11	3975.16	2014	11
11/3/2014	12	3940.357	2014	11
11/3/2014	13	3895.449	2014	11
11/3/2014	14	3782.16	2014	11
11/3/2014	15	3702.162	2014	11
11/3/2014	16	3708.66	2014	11
11/3/2014	17	3792.661	2014	11
11/3/2014	18	3979.157	2014	11
11/3/2014	19	3984.146	2014	11
11/3/2014	20	3926.459	2014	11
11/3/2014	21	3786.459	2014	11
11/3/2014	22	3596.659	2014	11
11/3/2014	23	3438.359	2014	11
11/4/2014	0	3322.843	2014	11
11/4/2014	1	3204.857	2014	11
11/4/2014	2	3170.559	2014	11
11/4/2014	3	3185.629	2014	11
11/4/2014	4	3209.059	2014	11
11/4/2014	5	3388.348	2014	11
11/4/2014	6	3696.452	2014	11
11/4/2014	7	3908.559	2014	11
11/4/2014	8	3908.46	2014	11
11/4/2014	9	3950.06	2014	11
11/4/2014	10	3917.861	2014	11
11/4/2014	11	3878.745	2014	11
11/4/2014	12	3859.86	2014	11
11/4/2014	13	3787.661	2014	11
11/4/2014	14	3754.16	2014	11
11/4/2014	15	3670.661	2014	11
11/4/2014	16	3676.561	2014	11
11/4/2014	17	3807.66	2014	11
11/4/2014	18	3916.381	2014	11
11/4/2014	19	3907.759	2014	11
11/4/2014	20	3820.66	2014	11
11/4/2014	21	3681.86	2014	11
11/4/2014	22	3505.559	2014	11
11/4/2014	23	3282.16	2014	11
11/5/2014	0	3160.843	2014	11
11/5/2014	1	3052.058	2014	11
11/5/2014	2	2995.36	2014	11
11/5/2014	3	2970.459	2014	11
11/5/2014	4	2973.759	2014	11
11/5/2014	5	3124.553	2014	11
11/5/2014	6	3553.647	2014	11
11/5/2014	7	3790.16	2014	11
11/5/2014	8	3850.759	2014	11
11/5/2014	9	3878.559	2014	11
11/5/2014	10	3949.26	2014	11
11/5/2014	11	3961.844	2014	11
11/5/2014	12	3962.66	2014	11
11/5/2014	13	3934.66	2014	11

Day	Hr	Total	Year	Month
11/5/2014	14	3916.131	2014	11
11/5/2014	15	3905.66	2014	11
11/5/2014	16	3887.76	2014	11
11/5/2014	17	4051.743	2014	11
11/5/2014	18	4052.459	2014	11
11/5/2014	19	4002.66	2014	11
11/5/2014	20	3918.759	2014	11
11/5/2014	21	3748.159	2014	11
11/5/2014	22	3568.753	2014	11
11/5/2014	23	3300.849	2014	11
11/6/2014	0	3184.259	2014	11
11/6/2014	1	3094.559	2014	11
11/6/2014	2	3044.659	2014	11
11/6/2014	3	2952.359	2014	11
11/6/2014	4	2980.442	2014	11
11/6/2014	5	3152.957	2014	11
11/6/2014	6	3580.458	2014	11
11/6/2014	7	3764.859	2014	11
11/6/2014	8	3798.859	2014	11
11/6/2014	9	3867.468	2014	11
11/6/2014	10	3894.558	2014	11
11/6/2014	11	3945.36	2014	11
11/6/2014	12	3977.353	2014	11
11/6/2014	13	3970.648	2014	11
11/6/2014	14	3922.338	2014	11
11/6/2014	15	3986.033	2014	11
11/6/2014	16	4037.544	2014	11
11/6/2014	17	4187.544	2014	11
11/6/2014	18	4257.343	2014	11
11/6/2014	19	4219.942	2014	11
11/6/2014	20	4187.927	2014	11
11/6/2014	21	4036.343	2014	11
11/6/2014	22	3876.644	2014	11
11/6/2014	23	3681.643	2014	11
11/7/2014	0	3476.142	2014	11
11/7/2014	1	3465.327	2014	11
11/7/2014	2	3363.743	2014	11
11/7/2014	3	3358.244	2014	11
11/7/2014	4	3403.143	2014	11
11/7/2014	5	3602.838	2014	11
11/7/2014	6	4000.131	2014	11
11/7/2014	7	4189.444	2014	11
11/7/2014	8	4211.444	2014	11
11/7/2014	9	4216.344	2014	11
11/7/2014	10	4186.332	2014	11
11/7/2014	11	4141.94	2014	11
11/7/2014	12	3982.345	2014	11
11/7/2014	13	3917.346	2014	11
11/7/2014	14	3816.746	2014	11
11/7/2014	15	3714.546	2014	11
11/7/2014	16	3689.935	2014	11
11/7/2014	17	3834.739	2014	11
11/7/2014	18	4074.143	2014	11
11/7/2014	19	4110.943	2014	11
11/7/2014	20	4051.943	2014	11
11/7/2014	21	3992.227	2014	11
11/7/2014	22	3882.542	2014	11
11/7/2014	23	3771.443	2014	11
11/8/2014	0	3676.343	2014	11
11/8/2014	1	3577.328	2014	11
11/8/2014	2	3540.84	2014	11
11/8/2014	3	3526.843	2014	11
11/8/2014	4	3571.344	2014	11
11/8/2014	5	3656.728	2014	11

Day	Hr	Total	Year	Month
11/8/2014	6	3750.54	2014	11
11/8/2014	7	3816.344	2014	11
11/8/2014	8	3868.945	2014	11
11/8/2014	9	3891.941	2014	11
11/8/2014	10	3810.332	2014	11
11/8/2014	11	3667.844	2014	11
11/8/2014	12	3551.346	2014	11
11/8/2014	13	3449.846	2014	11
11/8/2014	14	3391.146	2014	11
11/8/2014	15	3364.747	2014	11
11/8/2014	16	3382.942	2014	11
11/8/2014	17	3605.933	2014	11
11/8/2014	18	3714.945	2014	11
11/8/2014	19	3658.643	2014	11
11/8/2014	20	3642.444	2014	11
11/8/2014	21	3540.943	2014	11
11/8/2014	22	3366.532	2014	11
11/8/2014	23	3252.039	2014	11
11/9/2014	0	3166.843	2014	11
11/9/2014	1	3103.244	2014	11
11/9/2014	2	3091.441	2014	11
11/9/2014	3	3085.127	2014	11
11/9/2014	4	3105.444	2014	11
11/9/2014	5	3214.043	2014	11
11/9/2014	6	3344.942	2014	11
11/9/2014	7	3434.331	2014	11
11/9/2014	8	3521.644	2014	11
11/9/2014	9	3448.044	2014	11
11/9/2014	10	3371.745	2014	11
11/9/2014	11	3224.945	2014	11
11/9/2014	12	3237.846	2014	11
11/9/2014	13	3193.533	2014	11
11/9/2014	14	3108.946	2014	11
11/9/2014	15	3122.248	2014	11
11/9/2014	16	3083.447	2014	11
11/9/2014	17	3409.146	2014	11
11/9/2014	18	3568.545	2014	11
11/9/2014	19	3636.233	2014	11
11/9/2014	20	3625.136	2014	11
11/9/2014	21	3482.644	2014	11
11/9/2014	22	3404.444	2014	11
11/9/2014	23	3286.343	2014	11
11/10/2014	0	3243.43	2014	11
11/10/2014	1	3194.24	2014	11
11/10/2014	2	3167.943	2014	11
11/10/2014	3	3236.844	2014	11
11/10/2014	4	3362.234	2014	11
11/10/2014	5	3622.735	2014	11
11/10/2014	6	4064.243	2014	11
11/10/2014	7	4259.544	2014	11
11/10/2014	8	4219.737	2014	11
11/10/2014	9	4115.137	2014	11
11/10/2014	10	4013.145	2014	11
11/10/2014	11	3910.225	2014	11
11/10/2014	12	3858.852	2014	11
11/10/2014	13	3810.455	2014	11
11/10/2014	14	3717.659	2014	11
11/10/2014	15	3623.95	2014	11
11/10/2014	16	3633.041	2014	11
11/10/2014	17	3780.235	2014	11
11/10/2014	18	4002.846	2014	11
11/10/2014	19	3944.047	2014	11
11/10/2014	20	3937.046	2014	11
11/10/2014	21	3707.146	2014	11

Day	Hr	Total	Year	Month
11/10/2014	22	3577.747	2014	11
11/10/2014	23	3372.046	2014	11
11/11/2014	0	3252.934	2014	11
11/11/2014	1	3194.84	2014	11
11/11/2014	2	3119.146	2014	11
11/11/2014	3	3093.047	2014	11
11/11/2014	4	3105.446	2014	11
11/11/2014	5	3352.647	2014	11
11/11/2014	6	3662.447	2014	11
11/11/2014	7	3874.148	2014	11
11/11/2014	8	3842.638	2014	11
11/11/2014	9	3823.359	2014	11
11/11/2014	10	3814.241	2014	11
11/11/2014	11	3774.742	2014	11
11/11/2014	12	3778.24	2014	11
11/11/2014	13	3789.548	2014	11
11/11/2014	14	3720.248	2014	11
11/11/2014	15	3707.546	2014	11
11/11/2014	16	3757.842	2014	11
11/11/2014	17	3892.539	2014	11
11/11/2014	18	3925.437	2014	11
11/11/2014	19	3947.736	2014	11
11/11/2014	20	3958.435	2014	11
11/11/2014	21	3757.13	2014	11
11/11/2014	22	3584.629	2014	11
11/11/2014	23	3471.714	2014	11
11/12/2014	0	3346.413	2014	11
11/12/2014	1	3310.813	2014	11
11/12/2014	2	3320.013	2014	11
11/12/2014	3	3300.713	2014	11
11/12/2014	4	3340.413	2014	11
11/12/2014	5	3617.314	2014	11
11/12/2014	6	4005.142	2014	11
11/12/2014	7	4275.514	2014	11
11/12/2014	8	4299.013	2014	11
11/12/2014	9	4353.414	2014	11
11/12/2014	10	4393.714	2014	11
11/12/2014	11	4368.414	2014	11
11/12/2014	12	4353.914	2014	11
11/12/2014	13	4259.513	2014	11
11/12/2014	14	4405.815	2014	11
11/12/2014	15	4266.814	2014	11
11/12/2014	16	4341.921	2014	11
11/12/2014	17	4476.529	2014	11
11/12/2014	18	4560.213	2014	11
11/12/2014	19	4565.112	2014	11
11/12/2014	20	4524.029	2014	11
11/12/2014	21	4391.911	2014	11
11/12/2014	22	4179.175	2014	11
11/12/2014	23	3983.641	2014	11
11/13/2014	0	3878.31	2014	11
11/13/2014	1	3732.911	2014	11
11/13/2014	2	3719.711	2014	11
11/13/2014	3	3729.211	2014	11
11/13/2014	4	3718.51	2014	11
11/13/2014	5	3979.711	2014	11
11/13/2014	6	4403.211	2014	11
11/13/2014	7	4624.811	2014	11
11/13/2014	8	4649.711	2014	11
11/13/2014	9	4727.611	2014	11
11/13/2014	10	4806.413	2014	11
11/13/2014	11	4770.412	2014	11
11/13/2014	12	4715.513	2014	11
11/13/2014	13	4761.856	2014	11

Day	Hr	Total	Year	Month
11/13/2014	14	4719.029	2014	11
11/13/2014	15	4716.53	2014	11
11/13/2014	16	4691.24	2014	11
11/13/2014	17	4892.846	2014	11
11/13/2014	18	5076.744	2014	11
11/13/2014	19	4995.328	2014	11
11/13/2014	20	4917.944	2014	11
11/13/2014	21	4810.846	2014	11
11/13/2014	22	4532.134	2014	11
11/13/2014	23	4350.637	2014	11
11/14/2014	0	4213.346	2014	11
11/14/2014	1	4166.135	2014	11
11/14/2014	2	4211.279	2014	11
11/14/2014	3	4187.445	2014	11
11/14/2014	4	4234.637	2014	11
11/14/2014	5	4426.635	2014	11
11/14/2014	6	4965.045	2014	11
11/14/2014	7	5168.737	2014	11
11/14/2014	8	5108.237	2014	11
11/14/2014	9	4957.748	2014	11
11/14/2014	10	4811.15	2014	11
11/14/2014	11	4688.449	2014	11
11/14/2014	12	4635.534	2014	11
11/14/2014	13	4572.149	2014	11
11/14/2014	14	4532.65	2014	11
11/14/2014	15	4438.25	2014	11
11/14/2014	16	4465.25	2014	11
11/14/2014	17	4610.942	2014	11
11/14/2014	18	4798.139	2014	11
11/14/2014	19	4820.748	2014	11
11/14/2014	20	4856.548	2014	11
11/14/2014	21	4782.748	2014	11
11/14/2014	22	4696.548	2014	11
11/14/2014	23	4548.735	2014	11
11/15/2014	0	4447.155	2014	11
11/15/2014	1	4361.947	2014	11
11/15/2014	2	4376.995	2014	11
11/15/2014	3	4356.548	2014	11
11/15/2014	4	4393.843	2014	11
11/15/2014	5	4484.135	2014	11
11/15/2014	6	4612.048	2014	11
11/15/2014	7	4731.948	2014	11
11/15/2014	8	4737.849	2014	11
11/15/2014	9	4560.849	2014	11
11/15/2014	10	4404.838	2014	11
11/15/2014	11	4226.945	2014	11
11/15/2014	12	4121.451	2014	11
11/15/2014	13	3947.455	2014	11
11/15/2014	14	3853.556	2014	11
11/15/2014	15	3849.355	2014	11
11/15/2014	16	3909.151	2014	11
11/15/2014	17	4136.036	2014	11
11/15/2014	18	4240.75	2014	11
11/15/2014	19	4244.649	2014	11
11/15/2014	20	4152.65	2014	11
11/15/2014	21	4051.454	2014	11
11/15/2014	22	3883.152	2014	11
11/15/2014	23	3745.15	2014	11
11/16/2014	0	3649.14	2014	11
11/16/2014	1	3569.149	2014	11
11/16/2014	2	3496.652	2014	11
11/16/2014	3	3483.551	2014	11
11/16/2014	4	3459.352	2014	11
11/16/2014	5	3480.153	2014	11

Day	Hr	Total	Year	Month
11/16/2014	6	3579.254	2014	11
11/16/2014	7	3648.141	2014	11
11/16/2014	8	3742.848	2014	11
11/16/2014	9	3787.954	2014	11
11/16/2014	10	3800.652	2014	11
11/16/2014	11	3845.355	2014	11
11/16/2014	12	3881.749	2014	11
11/16/2014	13	3866.054	2014	11
11/16/2014	14	3895.846	2014	11
11/16/2014	15	3845.048	2014	11
11/16/2014	16	3954.154	2014	11
11/16/2014	17	4150.954	2014	11
11/16/2014	18	4153.653	2014	11
11/16/2014	19	4118.753	2014	11
11/16/2014	20	4121.553	2014	11
11/16/2014	21	3917.352	2014	11
11/16/2014	22	3783.338	2014	11
11/16/2014	23	3659.351	2014	11
11/17/2014	0	3550.049	2014	11
11/17/2014	1	3493.151	2014	11
11/17/2014	2	3539.451	2014	11
11/17/2014	3	3521.148	2014	11
11/17/2014	4	3677.949	2014	11
11/17/2014	5	3926.538	2014	11
11/17/2014	6	4314.346	2014	11
11/17/2014	7	4561.549	2014	11
11/17/2014	8	4721.249	2014	11
11/17/2014	9	4771.849	2014	11
11/17/2014	10	4885.449	2014	11
11/17/2014	11	4879.443	2014	11
11/17/2014	12	4906.639	2014	11
11/17/2014	13	5004.051	2014	11
11/17/2014	14	5078.765	2014	11
11/17/2014	15	5079.849	2014	11
11/17/2014	16	5158.615	2014	11
11/17/2014	17	5309.233	2014	11
11/17/2014	18	5448.522	2014	11
11/17/2014	19	5420.968	2014	11
11/17/2014	20	5381.135	2014	11
11/17/2014	21	5223.734	2014	11
11/17/2014	22	5048.865	2014	11
11/17/2014	23	4857.133	2014	11
11/18/2014	0	4790.965	2014	11
11/18/2014	1	4733.733	2014	11
11/18/2014	2	4738.068	2014	11
11/18/2014	3	4788.934	2014	11
11/18/2014	4	4827.267	2014	11
11/18/2014	5	5015.735	2014	11
11/18/2014	6	5434.771	2014	11
11/18/2014	7	5663.04	2014	11
11/18/2014	8	5611.67	2014	11
11/18/2014	9	5537.622	2014	11
11/18/2014	10	5452.65	2014	11
11/18/2014	11	5329.243	2014	11
11/18/2014	12	5268.642	2014	11
11/18/2014	13	5190.441	2014	11
11/18/2014	14	5064.841	2014	11
11/18/2014	15	5031.039	2014	11
11/18/2014	16	5032.44	2014	11
11/18/2014	17	5376.239	2014	11
11/18/2014	18	5541.438	2014	11
11/18/2014	19	5523.937	2014	11
11/18/2014	20	5563.429	2014	11
11/18/2014	21	5398.421	2014	11

Day	Hr	Total	Year	Month
11/18/2014	22	5254.927	2014	11
11/18/2014	23	5112.637	2014	11
11/19/2014	0	5015.534	2014	11
11/19/2014	1	4975.817	2014	11
11/19/2014	2	4974.719	2014	11
11/19/2014	3	4955.615	2014	11
11/19/2014	4	4995.724	2014	11
11/19/2014	5	5206.232	2014	11
11/19/2014	6	5552.031	2014	11
11/19/2014	7	5679.633	2014	11
11/19/2014	8	5520.029	2014	11
11/19/2014	9	5309.916	2014	11
11/19/2014	10	5091.957	2014	11
11/19/2014	11	4915.032	2014	11
11/19/2014	12	4734.836	2014	11
11/19/2014	13	4623.139	2014	11
11/19/2014	14	4514.34	2014	11
11/19/2014	15	4405.44	2014	11
11/19/2014	16	4438.641	2014	11
11/19/2014	17	4546.141	2014	11
11/19/2014	18	4771.341	2014	11
11/19/2014	19	4719.04	2014	11
11/19/2014	20	4657.238	2014	11
11/19/2014	21	4506.739	2014	11
11/19/2014	22	4335.84	2014	11
11/19/2014	23	4077.44	2014	11
11/20/2014	0	3964.64	2014	11
11/20/2014	1	3929.337	2014	11
11/20/2014	2	3867.438	2014	11
11/20/2014	3	3883.137	2014	11
11/20/2014	4	3920.637	2014	11
11/20/2014	5	4208.937	2014	11
11/20/2014	6	4632.733	2014	11
11/20/2014	7	4873.92	2014	11
11/20/2014	8	4854.531	2014	11
11/20/2014	9	4844.44	2014	11
11/20/2014	10	4783.251	2014	11
11/20/2014	11	4675.356	2014	11
11/20/2014	12	4641.052	2014	11
11/20/2014	13	4476.941	2014	11
11/20/2014	14	4439.357	2014	11
11/20/2014	15	4318.058	2014	11
11/20/2014	16	4380.658	2014	11
11/20/2014	17	4656.657	2014	11
11/20/2014	18	4883.254	2014	11
11/20/2014	19	4974.254	2014	11
11/20/2014	20	4923.553	2014	11
11/20/2014	21	4807.947	2014	11
11/20/2014	22	4689.737	2014	11
11/20/2014	23	4569.947	2014	11
11/21/2014	0	4481.25	2014	11
11/21/2014	1	4396.25	2014	11
11/21/2014	2	4436.752	2014	11
11/21/2014	3	4441.15	2014	11
11/21/2014	4	4514.847	2014	11
11/21/2014	5	4822.036	2014	11
11/21/2014	6	5239.951	2014	11
11/21/2014	7	5457.751	2014	11
11/21/2014	8	5359.351	2014	11
11/21/2014	9	5099.452	2014	11
11/21/2014	10	4926.257	2014	11
11/21/2014	11	4716.251	2014	11
11/21/2014	12	4561.148	2014	11
11/21/2014	13	4421.058	2014	11

Day	Hr	Total	Year	Month
11/21/2014	14	4284.258	2014	11
11/21/2014	15	4221.958	2014	11
11/21/2014	16	4185.358	2014	11
11/21/2014	17	4381.854	2014	11
11/21/2014	18	4591.957	2014	11
11/21/2014	19	4666.946	2014	11
11/21/2014	20	4674.048	2014	11
11/21/2014	21	4584.056	2014	11
11/21/2014	22	4415.156	2014	11
11/21/2014	23	4249.156	2014	11
11/22/2014	0	4061.157	2014	11
11/22/2014	1	3973.557	2014	11
11/22/2014	2	3830.257	2014	11
11/22/2014	3	3778.141	2014	11
11/22/2014	4	3767.255	2014	11
11/22/2014	5	3862.656	2014	11
11/22/2014	6	3979.157	2014	11
11/22/2014	7	4047.757	2014	11
11/22/2014	8	4149.259	2014	11
11/22/2014	9	4151.957	2014	11
11/22/2014	10	4052.357	2014	11
11/22/2014	11	3893.247	2014	11
11/22/2014	12	3744.653	2014	11
11/22/2014	13	3644.858	2014	11
11/22/2014	14	3529.26	2014	11
11/22/2014	15	3506.758	2014	11
11/22/2014	16	3427.958	2014	11
11/22/2014	17	3645.159	2014	11
11/22/2014	18	3785.16	2014	11
11/22/2014	19	3764.361	2014	11
11/22/2014	20	3750.152	2014	11
11/22/2014	21	3633.65	2014	11
11/22/2014	22	3478.359	2014	11
11/22/2014	23	3407.36	2014	11
11/23/2014	0	3231.761	2014	11
11/23/2014	1	3167.159	2014	11
11/23/2014	2	3053.058	2014	11
11/23/2014	3	3021.457	2014	11
11/23/2014	4	3005.057	2014	11
11/23/2014	5	3081.655	2014	11
11/23/2014	6	3201.543	2014	11
11/23/2014	7	3259.559	2014	11
11/23/2014	8	3412.861	2014	11
11/23/2014	9	3444.361	2014	11
11/23/2014	10	3476.262	2014	11
11/23/2014	11	3402.459	2014	11
11/23/2014	12	3492.658	2014	11
11/23/2014	13	3488.759	2014	11
11/23/2014	14	3479.759	2014	11
11/23/2014	15	3485.151	2014	11
11/23/2014	16	3584.351	2014	11
11/23/2014	17	3761.66	2014	11
11/23/2014	18	3794.659	2014	11
11/23/2014	19	3749.453	2014	11
11/23/2014	20	3622.743	2014	11
11/23/2014	21	3459.757	2014	11
11/23/2014	22	3307.957	2014	11
11/23/2014	23	3121.249	2014	11
11/24/2014	0	2982.956	2014	11
11/24/2014	1	2883.458	2014	11
11/24/2014	2	2889.758	2014	11
11/24/2014	3	2858.057	2014	11
11/24/2014	4	2976.858	2014	11
11/24/2014	5	3131.257	2014	11

Day	Hr	Total	Year	Month
11/24/2014	6	3593.857	2014	11
11/24/2014	7	3765.557	2014	11
11/24/2014	8	3845.857	2014	11
11/24/2014	9	3896.361	2014	11
11/24/2014	10	3876.661	2014	11
11/24/2014	11	3909.661	2014	11
11/24/2014	12	3905.559	2014	11
11/24/2014	13	3917.843	2014	11
11/24/2014	14	3928.36	2014	11
11/24/2014	15	3855.857	2014	11
11/24/2014	16	3866.358	2014	11
11/24/2014	17	4049.057	2014	11
11/24/2014	18	4178.557	2014	11
11/24/2014	19	4216.555	2014	11
11/24/2014	20	4176.457	2014	11
11/24/2014	21	4093.357	2014	11
11/24/2014	22	3908.141	2014	11
11/24/2014	23	3740.955	2014	11
11/25/2014	0	3606.357	2014	11
11/25/2014	1	3528.358	2014	11
11/25/2014	2	3474.957	2014	11
11/25/2014	3	3456.457	2014	11
11/25/2014	4	3597.257	2014	11
11/25/2014	5	3831.156	2014	11
11/25/2014	6	4307.754	2014	11
11/25/2014	7	4603.242	2014	11
11/25/2014	8	4544.558	2014	11
11/25/2014	9	4492.259	2014	11
11/25/2014	10	4333.359	2014	11
11/25/2014	11	4206.358	2014	11
11/25/2014	12	4138.459	2014	11
11/25/2014	13	4023.966	2014	11
11/25/2014	14	3961.766	2014	11
11/25/2014	15	3951.357	2014	11
11/25/2014	16	3940.157	2014	11
11/25/2014	17	4107.865	2014	11
11/25/2014	18	4297.064	2014	11
11/25/2014	19	4297.662	2014	11
11/25/2014	20	4319.963	2014	11
11/25/2014	21	4283.762	2014	11
11/25/2014	22	4112.359	2014	11
11/25/2014	23	3969.445	2014	11
11/26/2014	0	3838.253	2014	11
11/26/2014	1	3759.457	2014	11
11/26/2014	2	3723.556	2014	11
11/26/2014	3	3747.257	2014	11
11/26/2014	4	3813.156	2014	11
11/26/2014	5	4022.355	2014	11
11/26/2014	6	4373.045	2014	11
11/26/2014	7	4623.347	2014	11
11/26/2014	8	4685.857	2014	11
11/26/2014	9	4638.265	2014	11
11/26/2014	10	4551.865	2014	11
11/26/2014	11	4374.265	2014	11
11/26/2014	12	4263.471	2014	11
11/26/2014	13	4200.364	2014	11
11/26/2014	14	4135.451	2014	11
11/26/2014	15	4020.765	2014	11
11/26/2014	16	4101.264	2014	11
11/26/2014	17	4267.665	2014	11
11/26/2014	18	4357.963	2014	11
11/26/2014	19	4290.362	2014	11
11/26/2014	20	4307.064	2014	11
11/26/2014	21	4245.057	2014	11

Day	Hr	Total	Year	Month
11/26/2014	22	4001.55	2014	11
11/26/2014	23	3826.158	2014	11
11/27/2014	0	3630.758	2014	11
11/27/2014	1	3452.858	2014	11
11/27/2014	2	3390.357	2014	11
11/27/2014	3	3367.057	2014	11
11/27/2014	4	3384.357	2014	11
11/27/2014	5	3453.841	2014	11
11/27/2014	6	3565.454	2014	11
11/27/2014	7	3706.356	2014	11
11/27/2014	8	3866.455	2014	11
11/27/2014	9	4062.457	2014	11
11/27/2014	10	4153.256	2014	11
11/27/2014	11	4139.459	2014	11
11/27/2014	12	3994.148	2014	11
11/27/2014	13	3835.453	2014	11
11/27/2014	14	3731.959	2014	11
11/27/2014	15	3674.257	2014	11
11/27/2014	16	3694.556	2014	11
11/27/2014	17	3816.556	2014	11
11/27/2014	18	3893.755	2014	11
11/27/2014	19	3953.642	2014	11
11/27/2014	20	3997.45	2014	11
11/27/2014	21	3996.055	2014	11
11/27/2014	22	3909.355	2014	11
11/27/2014	23	3849.754	2014	11
11/28/2014	0	3764.054	2014	11
11/28/2014	1	3669.95	2014	11
11/28/2014	2	3644.639	2014	11
11/28/2014	3	3698.753	2014	11
11/28/2014	4	3754.653	2014	11
11/28/2014	5	3884.153	2014	11
11/28/2014	6	4027.821	2014	11
11/28/2014	7	4159.751	2014	11
11/28/2014	8	4197.138	2014	11
11/28/2014	9	4281.254	2014	11
11/28/2014	10	4194.654	2014	11
11/28/2014	11	4094.757	2014	11
11/28/2014	12	4033.158	2014	11
11/28/2014	13	3941.957	2014	11
11/28/2014	14	3842.457	2014	11
11/28/2014	15	3784.142	2014	11
11/28/2014	16	3746.457	2014	11
11/28/2014	17	4044.257	2014	11
11/28/2014	18	4212.657	2014	11
11/28/2014	19	4207.561	2014	11
11/28/2014	20	4190.458	2014	11
11/28/2014	21	4117.359	2014	11
11/28/2014	22	3961.645	2014	11
11/28/2014	23	3808.556	2014	11
11/29/2014	0	3656.461	2014	11
11/29/2014	1	3554.158	2014	11
11/29/2014	2	3555.76	2014	11
11/29/2014	3	3555.659	2014	11
11/29/2014	4	3554.358	2014	11
11/29/2014	5	3667.944	2014	11
11/29/2014	6	3716.656	2014	11
11/29/2014	7	3839.959	2014	11
11/29/2014	8	3844.763	2014	11
11/29/2014	9	3936.46	2014	11
11/29/2014	10	3909.16	2014	11
11/29/2014	11	3886.258	2014	11
11/29/2014	12	3718.15	2014	11
11/29/2014	13	3547.951	2014	11

Day	Hr	Total	Year	Month
11/29/2014	14	3453.461	2014	11
11/29/2014	15	3446.562	2014	11
11/29/2014	16	3419.763	2014	11
11/29/2014	17	3614.861	2014	11
11/29/2014	18	3703.663	2014	11
11/29/2014	19	3661.162	2014	11
11/29/2014	20	3624.259	2014	11
11/29/2014	21	3479.847	2014	11
11/29/2014	22	3370.863	2014	11
11/29/2014	23	3190.262	2014	11
11/30/2014	0	3005.963	2014	11
11/30/2014	1	2899.162	2014	11
11/30/2014	2	2842.863	2014	11
11/30/2014	3	2828.364	2014	11
11/30/2014	4	2810.064	2014	11
11/30/2014	5	2832.362	2014	11
11/30/2014	6	2902.748	2014	11
11/30/2014	7	3021.963	2014	11
11/30/2014	8	3083.865	2014	11
11/30/2014	9	3188.2	2014	11
11/30/2014	10	3229.434	2014	11
11/30/2014	11	3209.768	2014	11
11/30/2014	12	3136.667	2014	11
11/30/2014	13	3165.382	2014	11
11/30/2014	14	3190.267	2014	11
11/30/2014	15	3109.068	2014	11
11/30/2014	16	3227.367	2014	11
11/30/2014	17	3393.363	2014	11
11/30/2014	18	3573.353	2014	11
11/30/2014	19	3536.166	2014	11
11/30/2014	20	3460.966	2014	11
11/30/2014	21	3422.866	2014	11
11/30/2014	22	3226.466	2014	11
11/30/2014	23	3022.567	2014	11
12/1/2014	0	2880.765	2014	12
12/1/2014	1	2814.565	2014	12
12/1/2014	2	2767.167	2014	12
12/1/2014	3	2792.266	2014	12
12/1/2014	4	2829.652	2014	12
12/1/2014	5	3063.858	2014	12
12/1/2014	6	3504.565	2014	12
12/1/2014	7	3828.665	2014	12
12/1/2014	8	3962.962	2014	12
12/1/2014	9	4015.463	2014	12
12/1/2014	10	4122.264	2014	12
12/1/2014	11	4145.358	2014	12
12/1/2014	12	4213.658	2014	12
12/1/2014	13	4284.843	2014	12
12/1/2014	14	4318.153	2014	12
12/1/2014	15	4357.657	2014	12
12/1/2014	16	4415.754	2014	12
12/1/2014	17	4572.754	2014	12
12/1/2014	18	4717.655	2014	12
12/1/2014	19	4702.052	2014	12
12/1/2014	20	4630.352	2014	12
12/1/2014	21	4494.039	2014	12
12/1/2014	22	4365.554	2014	12
12/1/2014	23	4074.955	2014	12
12/2/2014	0	3942.256	2014	12
12/2/2014	1	3829.655	2014	12
12/2/2014	2	3752.156	2014	12
12/2/2014	3	3765.555	2014	12
12/2/2014	4	3792.443	2014	12
12/2/2014	5	3911.153	2014	12

Day	Hr	Total	Year	Month
12/2/2014	6	4357.757	2014	12
12/2/2014	7	4589.056	2014	12
12/2/2014	8	4574.958	2014	12
12/2/2014	9	4637.458	2014	12
12/2/2014	10	4623.962	2014	12
12/2/2014	11	4556.455	2014	12
12/2/2014	12	4551.751	2014	12
12/2/2014	13	4412.264	2014	12
12/2/2014	14	4438.763	2014	12
12/2/2014	15	4419.865	2014	12
12/2/2014	16	4351.064	2014	12
12/2/2014	17	4482.162	2014	12
12/2/2014	18	4529.062	2014	12
12/2/2014	19	4475.843	2014	12
12/2/2014	20	4455.161	2014	12
12/2/2014	21	4307.561	2014	12
12/2/2014	22	4081.461	2014	12
12/2/2014	23	3827.46	2014	12
12/3/2014	0	3665.062	2014	12
12/3/2014	1	3530.661	2014	12
12/3/2014	2	3519.449	2014	12
12/3/2014	3	3499.954	2014	12
12/3/2014	4	3541.257	2014	12
12/3/2014	5	3741.56	2014	12
12/3/2014	6	4111.958	2014	12
12/3/2014	7	4432.559	2014	12
12/3/2014	8	4481.359	2014	12
12/3/2014	9	4470.25	2014	12
12/3/2014	10	4572.249	2014	12
12/3/2014	11	4594.359	2014	12
12/3/2014	12	4570.063	2014	12
12/3/2014	13	4524.765	2014	12
12/3/2014	14	4428.965	2014	12
12/3/2014	15	4406.967	2014	12
12/3/2014	16	4345.959	2014	12
12/3/2014	17	4546.847	2014	12
12/3/2014	18	4673.858	2014	12
12/3/2014	19	4686.463	2014	12
12/3/2014	20	4665.561	2014	12
12/3/2014	21	4544.36	2014	12
12/3/2014	22	4469.459	2014	12
12/3/2014	23	4196.96	2014	12
12/4/2014	0	4044.046	2014	12
12/4/2014	1	3942.453	2014	12
12/4/2014	2	3945.058	2014	12
12/4/2014	3	3881.957	2014	12
12/4/2014	4	3929.561	2014	12
12/4/2014	5	4121.357	2014	12
12/4/2014	6	4546.257	2014	12
12/4/2014	7	4767.354	2014	12
12/4/2014	8	4750.35	2014	12
12/4/2014	9	4754.561	2014	12
12/4/2014	10	4837.459	2014	12
12/4/2014	11	4785.858	2014	12
12/4/2014	12	4758.659	2014	12
12/4/2014	13	4732.158	2014	12
12/4/2014	14	4680.158	2014	12
12/4/2014	15	4641.642	2014	12
12/4/2014	16	4676.059	2014	12
12/4/2014	17	4754.058	2014	12
12/4/2014	18	4822.862	2014	12
12/4/2014	19	4738.461	2014	12
12/4/2014	20	4685.66	2014	12
12/4/2014	21	4530.862	2014	12

Day	Hr	Total	Year	Month
12/4/2014	22	4260.953	2014	12
12/4/2014	23	4019.453	2014	12
12/5/2014	0	3807.761	2014	12
12/5/2014	1	3689.862	2014	12
12/5/2014	2	3481.064	2014	12
12/5/2014	3	3565.661	2014	12
12/5/2014	4	3582.662	2014	12
12/5/2014	5	3740.16	2014	12
12/5/2014	6	4103.799	2014	12
12/5/2014	7	4302.962	2014	12
12/5/2014	8	4342.349	2014	12
12/5/2014	9	4320.864	2014	12
12/5/2014	10	4343.064	2014	12
12/5/2014	11	4261.465	2014	12
12/5/2014	12	4254.563	2014	12
12/5/2014	13	4153.253	2014	12
12/5/2014	14	4113.858	2014	12
12/5/2014	15	4078.364	2014	12
12/5/2014	16	4042.565	2014	12
12/5/2014	17	4193.864	2014	12
12/5/2014	18	4173.964	2014	12
12/5/2014	19	4083.463	2014	12
12/5/2014	20	3986.864	2014	12
12/5/2014	21	3856.55	2014	12
12/5/2014	22	3684.259	2014	12
12/5/2014	23	3502.862	2014	12
12/6/2014	0	3313.662	2014	12
12/6/2014	1	3207.064	2014	12
12/6/2014	2	3116.765	2014	12
12/6/2014	3	3044.546	2014	12
12/6/2014	4	3046.956	2014	12
12/6/2014	5	3142.562	2014	12
12/6/2014	6	3289.159	2014	12
12/6/2014	7	3464.063	2014	12
12/6/2014	8	3604.762	2014	12
12/6/2014	9	3781.263	2014	12
12/6/2014	10	3920.36	2014	12
12/6/2014	11	3942.159	2014	12
12/6/2014	12	4016.559	2014	12
12/6/2014	13	3971.757	2014	12
12/6/2014	14	3944.644	2014	12
12/6/2014	15	3980.359	2014	12
12/6/2014	16	4043.159	2014	12
12/6/2014	17	4183.958	2014	12
12/6/2014	18	4238.958	2014	12
12/6/2014	19	4187.057	2014	12
12/6/2014	20	4133.457	2014	12
12/6/2014	21	4050.448	2014	12
12/6/2014	22	3935.845	2014	12
12/6/2014	23	3759.256	2014	12
12/7/2014	0	3598.657	2014	12
12/7/2014	1	3470.957	2014	12
12/7/2014	2	3494.756	2014	12
12/7/2014	3	3439.957	2014	12
12/7/2014	4	3476.455	2014	12
12/7/2014	5	3561.04	2014	12
12/7/2014	6	3673.356	2014	12
12/7/2014	7	3840.957	2014	12
12/7/2014	8	3914.458	2014	12
12/7/2014	9	3976.759	2014	12
12/7/2014	10	3931.762	2014	12
12/7/2014	11	3837.344	2014	12
12/7/2014	12	3723.95	2014	12
12/7/2014	13	3650.058	2014	12

Day	Hr	Total	Year	Month
12/7/2014	14	3613.365	2014	12
12/7/2014	15	3624.165	2014	12
12/7/2014	16	3644.262	2014	12
12/7/2014	17	4030.561	2014	12
12/7/2014	18	4233.56	2014	12
12/7/2014	19	4252.561	2014	12
12/7/2014	20	4294.543	2014	12
12/7/2014	21	4184.859	2014	12
12/7/2014	22	4011.158	2014	12
12/7/2014	23	3833.06	2014	12
12/8/2014	0	3680.161	2014	12
12/8/2014	1	3575.462	2014	12
12/8/2014	2	3523.161	2014	12
12/8/2014	3	3528.053	2014	12
12/8/2014	4	3631.649	2014	12
12/8/2014	5	3917.56	2014	12
12/8/2014	6	4395.957	2014	12
12/8/2014	7	4654.457	2014	12
12/8/2014	8	4668.062	2014	12
12/8/2014	9	4658.762	2014	12
12/8/2014	10	4573.758	2014	12
12/8/2014	11	4538.451	2014	12
12/8/2014	12	4430.161	2014	12
12/8/2014	13	4399.364	2014	12
12/8/2014	14	4339.134	2014	12
12/8/2014	15	4284.46	2014	12
12/8/2014	16	4299.462	2014	12
12/8/2014	17	4445.665	2014	12
12/8/2014	18	4582.35	2014	12
12/8/2014	19	4567.759	2014	12
12/8/2014	20	4514.06	2014	12
12/8/2014	21	4389.661	2014	12
12/8/2014	22	4158.764	2014	12
12/8/2014	23	3946.063	2014	12
12/9/2014	0	3704.863	2014	12
12/9/2014	1	3603.76	2014	12
12/9/2014	2	3545.346	2014	12
12/9/2014	3	3520.463	2014	12
12/9/2014	4	3610.162	2014	12
12/9/2014	5	3771.261	2014	12
12/9/2014	6	4176.062	2014	12
12/9/2014	7	4492.162	2014	12
12/9/2014	8	4532.357	2014	12
12/9/2014	9	4581.749	2014	12
12/9/2014	10	4647.551	2014	12
12/9/2014	11	4693.459	2014	12
12/9/2014	12	4669.862	2014	12
12/9/2014	13	4640.459	2014	12
12/9/2014	14	4672.257	2014	12
12/9/2014	15	4663.536	2014	12
12/9/2014	16	4692.059	2014	12
12/9/2014	17	4844.243	2014	12
12/9/2014	18	4914.658	2014	12
12/9/2014	19	4843.661	2014	12
12/9/2014	20	4777.962	2014	12
12/9/2014	21	4638.558	2014	12
12/9/2014	22	4373.963	2014	12
12/9/2014	23	4183.159	2014	12
12/10/2014	0	3933.048	2014	12
12/10/2014	1	3828.553	2014	12
12/10/2014	2	3805.358	2014	12
12/10/2014	3	3770.563	2014	12
12/10/2014	4	3854.86	2014	12
12/10/2014	5	4008.96	2014	12

Day	Hr	Total	Year	Month
12/10/2014	6	4399.159	2014	12
12/10/2014	7	4636.655	2014	12
12/10/2014	8	4652.848	2014	12
12/10/2014	9	4719.962	2014	12
12/10/2014	10	4689.56	2014	12
12/10/2014	11	4638.163	2014	12
12/10/2014	12	4632.96	2014	12
12/10/2014	13	4607.762	2014	12
12/10/2014	14	4617.463	2014	12
12/10/2014	15	4589.846	2014	12
12/10/2014	16	4642.761	2014	12
12/10/2014	17	4894.757	2014	12
12/10/2014	18	4961.759	2014	12
12/10/2014	19	4904.86	2014	12
12/10/2014	20	4881.062	2014	12
12/10/2014	21	4766.059	2014	12
12/10/2014	22	4523.249	2014	12
12/10/2014	23	4283.549	2014	12
12/11/2014	0	4129.657	2014	12
12/11/2014	1	4064.158	2014	12
12/11/2014	2	3991.158	2014	12
12/11/2014	3	3971.058	2014	12
12/11/2014	4	4023.457	2014	12
12/11/2014	5	4235.349	2014	12
12/11/2014	6	4601.546	2014	12
12/11/2014	7	4902.527	2014	12
12/11/2014	8	4820.457	2014	12
12/11/2014	9	4794.958	2014	12
12/11/2014	10	4729.163	2014	12
12/11/2014	11	4557.966	2014	12
12/11/2014	12	4415.86	2014	12
12/11/2014	13	4328.853	2014	12
12/11/2014	14	4251.765	2014	12
12/11/2014	15	4201.166	2014	12
12/11/2014	16	4200.066	2014	12
12/11/2014	17	4531.663	2014	12
12/11/2014	18	4798.861	2014	12
12/11/2014	19	4808.058	2014	12
12/11/2014	20	4887.444	2014	12
12/11/2014	21	4833.755	2014	12
12/11/2014	22	4622.333	2014	12
12/11/2014	23	4465.856	2014	12
12/12/2014	0	4355.355	2014	12
12/12/2014	1	4309.456	2014	12
12/12/2014	2	4345.355	2014	12
12/12/2014	3	4350.238	2014	12
12/12/2014	4	4410.053	2014	12
12/12/2014	5	4640.253	2014	12
12/12/2014	6	5060.752	2014	12
12/12/2014	7	5313.352	2014	12
12/12/2014	8	5294.356	2014	12
12/12/2014	9	5082.952	2014	12
12/12/2014	10	4894.249	2014	12
12/12/2014	11	4612.865	2014	12
12/12/2014	12	4469.765	2014	12
12/12/2014	13	4312.064	2014	12
12/12/2014	14	4144.166	2014	12
12/12/2014	15	4131.567	2014	12
12/12/2014	16	4152.365	2014	12
12/12/2014	17	4414.446	2014	12
12/12/2014	18	4561.186	2014	12
12/12/2014	19	4582.663	2014	12
12/12/2014	20	4604.762	2014	12
12/12/2014	21	4523.163	2014	12

Day	Hr	Total	Year	Month
12/12/2014	22	4378.763	2014	12
12/12/2014	23	4160.761	2014	12
12/13/2014	0	3944.35	2014	12
12/13/2014	1	3862.758	2014	12
12/13/2014	2	3746.862	2014	12
12/13/2014	3	3718.564	2014	12
12/13/2014	4	3710.963	2014	12
12/13/2014	5	3743.361	2014	12
12/13/2014	6	3932.463	2014	12
12/13/2014	7	4050.153	2014	12
12/13/2014	8	4197.554	2014	12
12/13/2014	9	4271.365	2014	12
12/13/2014	10	4251.765	2014	12
12/13/2014	11	4174.464	2014	12
12/13/2014	12	4069.764	2014	12
12/13/2014	13	3946.865	2014	12
12/13/2014	14	3961.563	2014	12
12/13/2014	15	3912.748	2014	12
12/13/2014	16	3919.465	2014	12
12/13/2014	17	4108.964	2014	12
12/13/2014	18	4133.263	2014	12
12/13/2014	19	4117.063	2014	12
12/13/2014	20	4071.064	2014	12
12/13/2014	21	3926.564	2014	12
12/13/2014	22	3833.857	2014	12
12/13/2014	23	3621.249	2014	12
12/14/2014	0	3453.064	2014	12
12/14/2014	1	3371.564	2014	12
12/14/2014	2	3304.663	2014	12
12/14/2014	3	3314.262	2014	12
12/14/2014	4	3296.563	2014	12
12/14/2014	5	3329.364	2014	12
12/14/2014	6	3491.653	2014	12
12/14/2014	7	3534.257	2014	12
12/14/2014	8	3691.264	2014	12
12/14/2014	9	3759.464	2014	12
12/14/2014	10	3788.265	2014	12
12/14/2014	11	3769.064	2014	12
12/14/2014	12	3799.964	2014	12
12/14/2014	13	3743.064	2014	12
12/14/2014	14	3769.952	2014	12
12/14/2014	15	3702.858	2014	12
12/14/2014	16	3721.863	2014	12
12/14/2014	17	3948.864	2014	12
12/14/2014	18	4101.264	2014	12
12/14/2014	19	4070.462	2014	12
12/14/2014	20	4089.163	2014	12
12/14/2014	21	3964.962	2014	12
12/14/2014	22	3753.154	2014	12
12/14/2014	23	3578.156	2014	12
12/15/2014	0	3405.963	2014	12
12/15/2014	1	3386.364	2014	12
12/15/2014	2	3323.164	2014	12
12/15/2014	3	3351.763	2014	12
12/15/2014	4	3406.661	2014	12
12/15/2014	5	3648.761	2014	12
12/15/2014	6	4114.453	2014	12
12/15/2014	7	4436.251	2014	12
12/15/2014	8	4504.759	2014	12
12/15/2014	9	4502.159	2014	12
12/15/2014	10	4426.059	2014	12
12/15/2014	11	4315.262	2014	12
12/15/2014	12	4266.963	2014	12
12/15/2014	13	4066.263	2014	12

Day	Hr	Total	Year	Month
12/15/2014	14	4024.758	2014	12
12/15/2014	15	4022.547	2014	12
12/15/2014	16	4125.461	2014	12
12/15/2014	17	4345.063	2014	12
12/15/2014	18	4465.963	2014	12
12/15/2014	19	4421.163	2014	12
12/15/2014	20	4382.463	2014	12
12/15/2014	21	4235.363	2014	12
12/15/2014	22	3964.364	2014	12
12/15/2014	23	3721.348	2014	12
12/16/2014	0	3494.46	2014	12
12/16/2014	1	3355.162	2014	12
12/16/2014	2	3230.662	2014	12
12/16/2014	3	3261.162	2014	12
12/16/2014	4	3273.763	2014	12
12/16/2014	5	3423.962	2014	12
12/16/2014	6	3808.664	2014	12
12/16/2014	7	4138.056	2014	12
12/16/2014	8	4186.051	2014	12
12/16/2014	9	4238.364	2014	12
12/16/2014	10	4281.363	2014	12
12/16/2014	11	4255.863	2014	12
12/16/2014	12	4290.263	2014	12
12/16/2014	13	4282.863	2014	12
12/16/2014	14	4282.464	2014	12
12/16/2014	15	4276.557	2014	12
12/16/2014	16	4344.651	2014	12
12/16/2014	17	4506.062	2014	12
12/16/2014	18	4621.66	2014	12
12/16/2014	19	4627.06	2014	12
12/16/2014	20	4601.06	2014	12
12/16/2014	21	4461.76	2014	12
12/16/2014	22	4232.661	2014	12
12/16/2014	23	3995.441	2014	12
12/17/2014	0	3835.656	2014	12
12/17/2014	1	3691.859	2014	12
12/17/2014	2	3635.059	2014	12
12/17/2014	3	3631.156	2014	12
12/17/2014	4	3739.255	2014	12
12/17/2014	5	3955.956	2014	12
12/17/2014	6	4393.745	2014	12
12/17/2014	7	4701.75	2014	12
12/17/2014	8	4820.457	2014	12
12/17/2014	9	4809.456	2014	12
12/17/2014	10	4863.258	2014	12
12/17/2014	11	4747.061	2014	12
12/17/2014	12	4673.06	2014	12
12/17/2014	13	4578.571	2014	12
12/17/2014	14	4557.858	2014	12
12/17/2014	15	4463.761	2014	12
12/17/2014	16	4540.361	2014	12
12/17/2014	17	4803.457	2014	12
12/17/2014	18	4964.356	2014	12
12/17/2014	19	4943.756	2014	12
12/17/2014	20	5003.243	2014	12
12/17/2014	21	4923.274	2014	12
12/17/2014	22	4689.455	2014	12
12/17/2014	23	4502.353	2014	12
12/18/2014	0	4290.354	2014	12
12/18/2014	1	4197.854	2014	12
12/18/2014	2	4135.251	2014	12
12/18/2014	3	4075.037	2014	12
12/18/2014	4	4201.751	2014	12
12/18/2014	5	4386.054	2014	12

Day	Hr	Total	Year	Month
12/18/2014	6	4766.153	2014	12
12/18/2014	7	5069.354	2014	12
12/18/2014	8	5031.354	2014	12
12/18/2014	9	5009.751	2014	12
12/18/2014	10	5025.34	2014	12
12/18/2014	11	4888.556	2014	12
12/18/2014	12	4812.556	2014	12
12/18/2014	13	4837.858	2014	12
12/18/2014	14	4741.56	2014	12
12/18/2014	15	4667.655	2014	12
12/18/2014	16	4733.453	2014	12
12/18/2014	17	4907.044	2014	12
12/18/2014	18	5016.457	2014	12
12/18/2014	19	4964.656	2014	12
12/18/2014	20	4977.456	2014	12
12/18/2014	21	4816.656	2014	12
12/18/2014	22	4623.055	2014	12
12/18/2014	23	4391.65	2014	12
12/19/2014	0	4229.045	2014	12
12/19/2014	1	4119.455	2014	12
12/19/2014	2	4049.555	2014	12
12/19/2014	3	4063.155	2014	12
12/19/2014	4	4101.555	2014	12
12/19/2014	5	4306.753	2014	12
12/19/2014	6	4733.842	2014	12
12/19/2014	7	5027.946	2014	12
12/19/2014	8	5030.691	2014	12
12/19/2014	9	4925.955	2014	12
12/19/2014	10	4788.357	2014	12
12/19/2014	11	4710.462	2014	12
12/19/2014	12	4638.459	2014	12
12/19/2014	13	4559.65	2014	12
12/19/2014	14	4495.354	2014	12
12/19/2014	15	4427.263	2014	12
12/19/2014	16	4395.26	2014	12
12/19/2014	17	4633.456	2014	12
12/19/2014	18	4852.355	2014	12
12/19/2014	19	4899.053	2014	12
12/19/2014	20	4892.139	2014	12
12/19/2014	21	4857.149	2014	12
12/19/2014	22	4701.552	2014	12
12/19/2014	23	4534.355	2014	12
12/20/2014	0	4323.854	2014	12
12/20/2014	1	4200.555	2014	12
12/20/2014	2	4118.554	2014	12
12/20/2014	3	4071.038	2014	12
12/20/2014	4	4046.053	2014	12
12/20/2014	5	4121.452	2014	12
12/20/2014	6	4252.654	2014	12
12/20/2014	7	4439.053	2014	12
12/20/2014	8	4555.664	2014	12
12/20/2014	9	4615.149	2014	12
12/20/2014	10	4566.748	2014	12
12/20/2014	11	4499.957	2014	12
12/20/2014	12	4390.264	2014	12
12/20/2014	13	4254.864	2014	12
12/20/2014	14	4126.364	2014	12
12/20/2014	15	4070.065	2014	12
12/20/2014	16	4084.553	2014	12
12/20/2014	17	4288.751	2014	12
12/20/2014	18	4477.712	2014	12
12/20/2014	19	4482.456	2014	12
12/20/2014	20	4463.655	2014	12
12/20/2014	21	4442.255	2014	12

Day	Hr	Total	Year	Month
12/20/2014	22	4352.055	2014	12
12/20/2014	23	4239.044	2014	12
12/21/2014	0	4128.145	2014	12
12/21/2014	1	4073.754	2014	12
12/21/2014	2	4082.452	2014	12
12/21/2014	3	4057.652	2014	12
12/21/2014	4	4139.052	2014	12
12/21/2014	5	4251.148	2014	12
12/21/2014	6	4397.238	2014	12
12/21/2014	7	4554.352	2014	12
12/21/2014	8	4620.454	2014	12
12/21/2014	9	4557.956	2014	12
12/21/2014	10	4313.757	2014	12
12/21/2014	11	4074.663	2014	12
12/21/2014	12	3903.153	2014	12
12/21/2014	13	3768.456	2014	12
12/21/2014	14	3645.365	2014	12
12/21/2014	15	3588.964	2014	12
12/21/2014	16	3662.563	2014	12
12/21/2014	17	3975.263	2014	12
12/21/2014	18	4225.56	2014	12
12/21/2014	19	4272.153	2014	12
12/21/2014	20	4330.747	2014	12
12/21/2014	21	4315.559	2014	12
12/21/2014	22	4184.056	2014	12
12/21/2014	23	4009.656	2014	12
12/22/2014	0	3898.055	2014	12
12/22/2014	1	3775.556	2014	12
12/22/2014	2	3756.648	2014	12
12/22/2014	3	3708.347	2014	12
12/22/2014	4	3784.658	2014	12
12/22/2014	5	3912.259	2014	12
12/22/2014	6	4231.256	2014	12
12/22/2014	7	4382.097	2014	12
12/22/2014	8	4445.658	2014	12
12/22/2014	9	4449.953	2014	12
12/22/2014	10	4335.254	2014	12
12/22/2014	11	4218.763	2014	12
12/22/2014	12	4156.165	2014	12
12/22/2014	13	4092.964	2014	12
12/22/2014	14	4019.565	2014	12
12/22/2014	15	3951.26	2014	12
12/22/2014	16	3975.165	2014	12
12/22/2014	17	4197.149	2014	12
12/22/2014	18	4223.462	2014	12
12/22/2014	19	4199.863	2014	12
12/22/2014	20	4210.364	2014	12
12/22/2014	21	4066.665	2014	12
12/22/2014	22	3899.864	2014	12
12/22/2014	23	3649.763	2014	12
12/23/2014	0	3453.263	2014	12
12/23/2014	1	3325.849	2014	12
12/23/2014	2	3201.16	2014	12
12/23/2014	3	3149.662	2014	12
12/23/2014	4	3145.761	2014	12
12/23/2014	5	3275.964	2014	12
12/23/2014	6	3553.663	2014	12
12/23/2014	7	3825.263	2014	12
12/23/2014	8	3917.764	2014	12
12/23/2014	9	4005.753	2014	12
12/23/2014	10	4052.959	2014	12
12/23/2014	11	3937.266	2014	12
12/23/2014	12	3942.863	2014	12
12/23/2014	13	3883.165	2014	12

Day	Hr	Total	Year	Month
12/23/2014	14	3908.665	2014	12
12/23/2014	15	3862.367	2014	12
12/23/2014	16	3838.766	2014	12
12/23/2014	17	4018.561	2014	12
12/23/2014	18	3994.751	2014	12
12/23/2014	19	3888.465	2014	12
12/23/2014	20	3817.064	2014	12
12/23/2014	21	3696.565	2014	12
12/23/2014	22	3507.764	2014	12
12/23/2014	23	3254.865	2014	12
12/24/2014	0	3037.066	2014	12
12/24/2014	1	2887.565	2014	12
12/24/2014	2	2796.159	2014	12
12/24/2014	3	2740.052	2014	12
12/24/2014	4	2740.367	2014	12
12/24/2014	5	2803.864	2014	12
12/24/2014	6	2937.365	2014	12
12/24/2014	7	3093.764	2014	12
12/24/2014	8	3209.765	2014	12
12/24/2014	9	3333.766	2014	12
12/24/2014	10	3369.563	2014	12
12/24/2014	11	3363.958	2014	12
12/24/2014	12	3353.85	2014	12
12/24/2014	13	3316.063	2014	12
12/24/2014	14	3293.663	2014	12
12/24/2014	15	3271.964	2014	12
12/24/2014	16	3317.463	2014	12
12/24/2014	17	3444.259	2014	12
12/24/2014	18	3458.762	2014	12
12/24/2014	19	3421.559	2014	12
12/24/2014	20	3397.548	2014	12
12/24/2014	21	3376.661	2014	12
12/24/2014	22	3285.559	2014	12
12/24/2014	23	3169.259	2014	12
12/25/2014	0	3048.962	2014	12
12/25/2014	1	2972.362	2014	12
12/25/2014	2	2934.36	2014	12
12/25/2014	3	2925.05	2014	12
12/25/2014	4	2950.655	2014	12
12/25/2014	5	3022.161	2014	12
12/25/2014	6	3128.161	2014	12
12/25/2014	7	3244.86	2014	12
12/25/2014	8	3352.159	2014	12
12/25/2014	9	3456.06	2014	12
12/25/2014	10	3491.957	2014	12
12/25/2014	11	3477.747	2014	12
12/25/2014	12	3414.859	2014	12
12/25/2014	13	3280.56	2014	12
12/25/2014	14	3156.561	2014	12
12/25/2014	15	3054.764	2014	12
12/25/2014	16	3049.162	2014	12
12/25/2014	17	3204.064	2014	12
12/25/2014	18	3428.45	2014	12
12/25/2014	19	3499.756	2014	12
12/25/2014	20	3566.763	2014	12
12/25/2014	21	3583.459	2014	12
12/25/2014	22	3550.859	2014	12
12/25/2014	23	3476.256	2014	12
12/26/2014	0	3377.556	2014	12
12/26/2014	1	3338.351	2014	12
12/26/2014	2	3328.845	2014	12
12/26/2014	3	3338.258	2014	12
12/26/2014	4	3410.058	2014	12
12/26/2014	5	3548.456	2014	12

Day	Hr	Total	Year	Month
12/26/2014	6	3756.656	2014	12
12/26/2014	7	3953.457	2014	12
12/26/2014	8	4022.853	2014	12
12/26/2014	9	3987.95	2014	12
12/26/2014	10	3845.864	2014	12
12/26/2014	11	3678.362	2014	12
12/26/2014	12	3536.365	2014	12
12/26/2014	13	3400.964	2014	12
12/26/2014	14	3284.164	2014	12
12/26/2014	15	3234.9	2014	12
12/26/2014	16	3256.03	2014	12
12/26/2014	17	3468.946	2014	12
12/26/2014	18	3634.843	2014	12
12/26/2014	19	3623.564	2014	12
12/26/2014	20	3604.464	2014	12
12/26/2014	21	3540.564	2014	12
12/26/2014	22	3430.263	2014	12
12/26/2014	23	3283.664	2014	12
12/27/2014	0	3113.164	2014	12
12/27/2014	1	2998.352	2014	12
12/27/2014	2	2959.059	2014	12
12/27/2014	3	2919.363	2014	12
12/27/2014	4	2907.363	2014	12
12/27/2014	5	2953.465	2014	12
12/27/2014	6	3068.864	2014	12
12/27/2014	7	3176.164	2014	12
12/27/2014	8	3264.566	2014	12
12/27/2014	9	3340.356	2014	12
12/27/2014	10	3425.148	2014	12
12/27/2014	11	3439.259	2014	12
12/27/2014	12	3415.163	2014	12
12/27/2014	13	3337.765	2014	12
12/27/2014	14	3222.663	2014	12
12/27/2014	15	3197.465	2014	12
12/27/2014	16	3210.563	2014	12
12/27/2014	17	3423.462	2014	12
12/27/2014	18	3493.748	2014	12
12/27/2014	19	3479.963	2014	12
12/27/2014	20	3408.663	2014	12
12/27/2014	21	3352.863	2014	12
12/27/2014	22	3211.064	2014	12
12/27/2014	23	3054.064	2014	12
12/28/2014	0	2955.464	2014	12
12/28/2014	1	2823.163	2014	12
12/28/2014	2	2801.448	2014	12
12/28/2014	3	2794.956	2014	12
12/28/2014	4	2836.263	2014	12
12/28/2014	5	2900.86	2014	12
12/28/2014	6	3024.762	2014	12
12/28/2014	7	3183.561	2014	12
12/28/2014	8	3306.262	2014	12
12/28/2014	9	3459.863	2014	12
12/28/2014	10	3547.653	2014	12
12/28/2014	11	3598.861	2014	12
12/28/2014	12	3645.859	2014	12
12/28/2014	13	3661.259	2014	12
12/28/2014	14	3639.163	2014	12
12/28/2014	15	3647.059	2014	12
12/28/2014	16	3707.562	2014	12
12/28/2014	17	3916.452	2014	12
12/28/2014	18	3998.547	2014	12
12/28/2014	19	3981.958	2014	12
12/28/2014	20	3940.957	2014	12
12/28/2014	21	3838.758	2014	12

Day	Hr	Total	Year	Month
12/28/2014	22	3703.358	2014	12
12/28/2014	23	3561.657	2014	12
12/29/2014	0	3435.857	2014	12
12/29/2014	1	3373.841	2014	12
12/29/2014	2	3349.355	2014	12
12/29/2014	3	3385.957	2014	12
12/29/2014	4	3470.055	2014	12
12/29/2014	5	3635.155	2014	12
12/29/2014	6	3917.2	2014	12
12/29/2014	7	4196.605	2014	12
12/29/2014	8	4297.739	2014	12
12/29/2014	9	4361.351	2014	12
12/29/2014	10	4394.854	2014	12
12/29/2014	11	4316.855	2014	12
12/29/2014	12	4259.058	2014	12
12/29/2014	13	4185.758	2014	12
12/29/2014	14	4131.958	2014	12
12/29/2014	15	4099.745	2014	12
12/29/2014	16	4131.553	2014	12
12/29/2014	17	4310.857	2014	12
12/29/2014	18	4464.756	2014	12
12/29/2014	19	4437.654	2014	12
12/29/2014	20	4405.453	2014	12
12/29/2014	21	4315.753	2014	12
12/29/2014	22	4149.839	2014	12
12/29/2014	23	3977.746	2014	12
12/30/2014	0	3885.751	2014	12
12/30/2014	1	3787.551	2014	12
12/30/2014	2	3769.152	2014	12
12/30/2014	3	3778.151	2014	12
12/30/2014	4	3830.551	2014	12
12/30/2014	5	4041.135	2014	12
12/30/2014	6	4336.05	2014	12
12/30/2014	7	4610.051	2014	12
12/30/2014	8	4678.553	2014	12
12/30/2014	9	4641.255	2014	12
12/30/2014	10	4543.155	2014	12
12/30/2014	11	4422.848	2014	12
12/30/2014	12	4309.349	2014	12
12/30/2014	13	4204.758	2014	12
12/30/2014	14	4103.164	2014	12
12/30/2014	15	4024.659	2014	12
12/30/2014	16	4022.659	2014	12
12/30/2014	17	4286.358	2014	12
12/30/2014	18	4551.713	2014	12
12/30/2014	19	4545.945	2014	12
12/30/2014	20	4541.655	2014	12
12/30/2014	21	4496.65	2014	12
12/30/2014	22	4379.853	2014	12
12/30/2014	23	4231.951	2014	12
12/31/2014	0	4117.351	2014	12
12/31/2014	1	4077.939	2014	12
12/31/2014	2	4059.646	2014	12
12/31/2014	3	4078.651	2014	12
12/31/2014	4	4142.251	2014	12
12/31/2014	5	4301.951	2014	12
12/31/2014	6	4554.751	2014	12
12/31/2014	7	4796.24	2014	12
12/31/2014	8	4852.245	2014	12
12/31/2014	9	4840.652	2014	12
12/31/2014	10	4713.555	2014	12
12/31/2014	11	4569.456	2014	12
12/31/2014	12	4413.756	2014	12
12/31/2014	13	4266.652	2014	12

Day	Hr	Total	Year	Month
12/31/2014	14	4149.548	2014	12
12/31/2014	15	4030.558	2014	12
12/31/2014	16	4048.871	2014	12
12/31/2014	17	4314.555	2014	12
12/31/2014	18	4540.853	2014	12
12/31/2014	19	4528.748	2014	12
12/31/2014	20	4473.837	2014	12
12/31/2014	21	4410.451	2014	12
12/31/2014	22	4310.45	2014	12
12/31/2014	23	4226.151	2014	12
1/1/2015	0	4160.451	2015	1
1/1/2015	1	4101.742	2015	1
1/1/2015	2	4076.142	2015	1
1/1/2015	3	4089.851	2015	1
1/1/2015	4	4119.551	2015	1
1/1/2015	5	4179.65	2015	1
1/1/2015	6	4263.85	2015	1
1/1/2015	7	4311.735	2015	1
1/1/2015	8	4289.852	2015	1
1/1/2015	9	4303.752	2015	1
1/1/2015	10	4300.954	2015	1
1/1/2015	11	4231.756	2015	1
1/1/2015	12	4159.051	2015	1
1/1/2015	13	3989.444	2015	1
1/1/2015	14	3857.857	2015	1
1/1/2015	15	3789.658	2015	1
1/1/2015	16	3884.357	2015	1
1/1/2015	17	4102.657	2015	1
1/1/2015	18	4262.456	2015	1
1/1/2015	19	4237.543	2015	1
1/1/2015	20	4154.55	2015	1
1/1/2015	21	4105.255	2015	1
1/1/2015	22	3928.455	2015	1
1/1/2015	23	3742.255	2015	1
1/2/2015	0	3649.756	2015	1
1/2/2015	1	3559.449	2015	1
1/2/2015	2	3471.945	2015	1
1/2/2015	3	3484.356	2015	1
1/2/2015	4	3479.323	2015	1
1/2/2015	5	3598.557	2015	1
1/2/2015	6	3833.556	2015	1
1/2/2015	7	4022.257	2015	1
1/2/2015	8	4106.351	2015	1
1/2/2015	9	4150.347	2015	1
1/2/2015	10	4285.758	2015	1
1/2/2015	11	4277.058	2015	1
1/2/2015	12	4262.859	2015	1
1/2/2015	13	4205.358	2015	1
1/2/2015	14	4155.163	2015	1
1/2/2015	15	4126.555	2015	1
1/2/2015	16	4102.347	2015	1
1/2/2015	17	4260.36	2015	1
1/2/2015	18	4322.96	2015	1
1/2/2015	19	4206.66	2015	1
1/2/2015	20	4172.759	2015	1
1/2/2015	21	4069.96	2015	1
1/2/2015	22	3931.156	2015	1
1/2/2015	23	3727.647	2015	1
1/3/2015	0	3592.661	2015	1
1/3/2015	1	3454.662	2015	1
1/3/2015	2	3396.66	2015	1
1/3/2015	3	3325.661	2015	1
1/3/2015	4	3366.76	2015	1
1/3/2015	5	3370.656	2015	1

Day	Hr	Total	Year	Month
1/3/2015	6	3403.647	2015	1
1/3/2015	7	3560.261	2015	1
1/3/2015	8	3590.362	2015	1
1/3/2015	9	3646.464	2015	1
1/3/2015	10	3619.663	2015	1
1/3/2015	11	3652.764	2015	1
1/3/2015	12	3569.161	2015	1
1/3/2015	13	3520.046	2015	1
1/3/2015	14	3511.763	2015	1
1/3/2015	15	3440.258	2015	1
1/3/2015	16	3499.663	2015	1
1/3/2015	17	3593.863	2015	1
1/3/2015	18	3639.762	2015	1
1/3/2015	19	3533.063	2015	1
1/3/2015	20	3486.363	2015	1
1/3/2015	21	3351.052	2015	1
1/3/2015	22	3170.258	2015	1
1/3/2015	23	3029.062	2015	1
1/4/2015	0	2933.564	2015	1
1/4/2015	1	2786.263	2015	1
1/4/2015	2	2729.661	2015	1
1/4/2015	3	2710.065	2015	1
1/4/2015	4	2658.864	2015	1
1/4/2015	5	2737.959	2015	1
1/4/2015	6	2830.05	2015	1
1/4/2015	7	2975.963	2015	1
1/4/2015	8	3038.965	2015	1
1/4/2015	9	3301.363	2015	1
1/4/2015	10	3339.063	2015	1
1/4/2015	11	3444.063	2015	1
1/4/2015	12	3558.164	2015	1
1/4/2015	13	3595.859	2015	1
1/4/2015	14	3636.445	2015	1
1/4/2015	15	3700.059	2015	1
1/4/2015	16	3822.462	2015	1
1/4/2015	17	4073.959	2015	1
1/4/2015	18	4247.558	2015	1
1/4/2015	19	4236.855	2015	1
1/4/2015	20	4203.953	2015	1
1/4/2015	21	4190.436	2015	1
1/4/2015	22	4086.949	2015	1
1/4/2015	23	4026.451	2015	1
1/5/2015	0	3968.951	2015	1
1/5/2015	1	3975.451	2015	1
1/5/2015	2	4062.751	2015	1
1/5/2015	3	4120.737	2015	1
1/5/2015	4	4313.747	2015	1
1/5/2015	5	4580.851	2015	1
1/5/2015	6	5093.45	2015	1
1/5/2015	7	5446.75	2015	1
1/5/2015	8	5453.443	2015	1
1/5/2015	9	5381.141	2015	1
1/5/2015	10	5346.451	2015	1
1/5/2015	11	5159.055	2015	1
1/5/2015	12	5067.455	2015	1
1/5/2015	13	4924.256	2015	1
1/5/2015	14	4779.444	2015	1
1/5/2015	15	4837	2015	1
1/5/2015	16	4795.307	2015	1
1/5/2015	17	5032.251	2015	1
1/5/2015	18	5334.651	2015	1
1/5/2015	19	5322.951	2015	1
1/5/2015	20	5293.437	2015	1
1/5/2015	21	5164.149	2015	1

Day	Hr	Total	Year	Month
1/5/2015	22	4934.651	2015	1
1/5/2015	23	4743.251	2015	1
1/6/2015	0	4570.551	2015	1
1/6/2015	1	4467.051	2015	1
1/6/2015	2	4354.436	2015	1
1/6/2015	3	4271.351	2015	1
1/6/2015	4	4313.151	2015	1
1/6/2015	5	4532.652	2015	1
1/6/2015	6	4920.251	2015	1
1/6/2015	7	5258.051	2015	1
1/6/2015	8	5198.538	2015	1
1/6/2015	9	5161.453	2015	1
1/6/2015	10	5095.053	2015	1
1/6/2015	11	5045.754	2015	1
1/6/2015	12	4966.156	2015	1
1/6/2015	13	4777.958	2015	1
1/6/2015	14	4690.241	2015	1
1/6/2015	15	4682.055	2015	1
1/6/2015	16	4727.156	2015	1
1/6/2015	17	4887.498	2015	1
1/6/2015	18	5085.251	2015	1
1/6/2015	19	5128.35	2015	1
1/6/2015	20	5089.738	2015	1
1/6/2015	21	5016.144	2015	1
1/6/2015	22	4820.346	2015	1
1/6/2015	23	4691.131	2015	1
1/7/2015	0	4547.726	2015	1
1/7/2015	1	4478.855	2015	1
1/7/2015	2	4438.415	2015	1
1/7/2015	3	4470.855	2015	1
1/7/2015	4	4607.523	2015	1
1/7/2015	5	4825.557	2015	1
1/7/2015	6	5279.124	2015	1
1/7/2015	7	5602.722	2015	1
1/7/2015	8	5684.153	2015	1
1/7/2015	9	5754.319	2015	1
1/7/2015	10	5878.353	2015	1
1/7/2015	11	5853.253	2015	1
1/7/2015	12	5835.954	2015	1
1/7/2015	13	5856.92	2015	1
1/7/2015	14	5764.453	2015	1
1/7/2015	15	5819.753	2015	1
1/7/2015	16	5866.656	2015	1
1/7/2015	17	6165.819	2015	1
1/7/2015	18	6447.052	2015	1
1/7/2015	19	6452.252	2015	1
1/7/2015	20	6425.953	2015	1
1/7/2015	21	6305.153	2015	1
1/7/2015	22	6139.552	2015	1
1/7/2015	23	6054.219	2015	1
1/8/2015	0	5924.085	2015	1
1/8/2015	1	5945.653	2015	1
1/8/2015	2	5897.653	2015	1
1/8/2015	3	5878.554	2015	1
1/8/2015	4	5930.653	2015	1
1/8/2015	5	6211.952	2015	1
1/8/2015	6	6541.253	2015	1
1/8/2015	7	6832.719	2015	1
1/8/2015	8	6822.756	2015	1
1/8/2015	9	6658.453	2015	1
1/8/2015	10	6520.253	2015	1
1/8/2015	11	6362.953	2015	1
1/8/2015	12	6158.619	2015	1
1/8/2015	13	6009.736	2015	1

Day	Hr	Total	Year	Month
1/8/2015	14	5928.892	2015	1
1/8/2015	15	5851.226	2015	1
1/8/2015	16	5762.926	2015	1
1/8/2015	17	5868.525	2015	1
1/8/2015	18	6025.008	2015	1
1/8/2015	19	5890.109	2015	1
1/8/2015	20	5768.809	2015	1
1/8/2015	21	5566.008	2015	1
1/8/2015	22	5325.109	2015	1
1/8/2015	23	5096.009	2015	1
1/9/2015	0	4943.208	2015	1
1/9/2015	1	4833.709	2015	1
1/9/2015	2	4776.108	2015	1
1/9/2015	3	4729.709	2015	1
1/9/2015	4	4744.109	2015	1
1/9/2015	5	4877.108	2015	1
1/9/2015	6	5213.009	2015	1
1/9/2015	7	5440.709	2015	1
1/9/2015	8	5523.309	2015	1
1/9/2015	9	5510.309	2015	1
1/9/2015	10	5490.909	2015	1
1/9/2015	11	5363.709	2015	1
1/9/2015	12	5256.01	2015	1
1/9/2015	13	5138.409	2015	1
1/9/2015	14	5065.509	2015	1
1/9/2015	15	4976.914	2015	1
1/9/2015	16	5019.109	2015	1
1/9/2015	17	5269.41	2015	1
1/9/2015	18	5540.508	2015	1
1/9/2015	19	5552.908	2015	1
1/9/2015	20	5584.539	2015	1
1/9/2015	21	5575.708	2015	1
1/9/2015	22	5441.108	2015	1
1/9/2015	23	5304.708	2015	1
1/10/2015	0	5246.408	2015	1
1/10/2015	1	5219.808	2015	1
1/10/2015	2	5253.008	2015	1
1/10/2015	3	5273.908	2015	1
1/10/2015	4	5358.408	2015	1
1/10/2015	5	5500.707	2015	1
1/10/2015	6	5628.507	2015	1
1/10/2015	7	5829.12	2015	1
1/10/2015	8	5958.908	2015	1
1/10/2015	9	5742.709	2015	1
1/10/2015	10	5587.708	2015	1
1/10/2015	11	5318.41	2015	1
1/10/2015	12	5108.01	2015	1
1/10/2015	13	4843.724	2015	1
1/10/2015	14	4632.731	2015	1
1/10/2015	15	4456.631	2015	1
1/10/2015	16	4490.747	2015	1
1/10/2015	17	4697.547	2015	1
1/10/2015	18	5032.147	2015	1
1/10/2015	19	5050.046	2015	1
1/10/2015	20	5131.114	2015	1
1/10/2015	21	5096.486	2015	1
1/10/2015	22	4967.303	2015	1
1/10/2015	23	4829.446	2015	1
1/11/2015	0	4754.746	2015	1
1/11/2015	1	4678.231	2015	1
1/11/2015	2	4641.944	2015	1
1/11/2015	3	4571.046	2015	1
1/11/2015	4	4521.446	2015	1
1/11/2015	5	4525.547	2015	1

Day	Hr	Total	Year	Month
1/11/2015	6	4559.532	2015	1
1/11/2015	7	4628.146	2015	1
1/11/2015	8	4616.349	2015	1
1/11/2015	9	4654.149	2015	1
1/11/2015	10	4522.15	2015	1
1/11/2015	11	4445.642	2015	1
1/11/2015	12	4355.443	2015	1
1/11/2015	13	4246.651	2015	1
1/11/2015	14	4230.951	2015	1
1/11/2015	15	4167.652	2015	1
1/11/2015	16	4217.951	2015	1
1/11/2015	17	4392.751	2015	1
1/11/2015	18	4513.039	2015	1
1/11/2015	19	4470.345	2015	1
1/11/2015	20	4428.751	2015	1
1/11/2015	21	4267.95	2015	1
1/11/2015	22	4104.85	2015	1
1/11/2015	23	3897.45	2015	1
1/12/2015	0	3778.651	2015	1
1/12/2015	1	3691.241	2015	1
1/12/2015	2	3643.444	2015	1
1/12/2015	3	3640.352	2015	1
1/12/2015	4	3693.551	2015	1
1/12/2015	5	3932.452	2015	1
1/12/2015	6	4341.451	2015	1
1/12/2015	7	4658.852	2015	1
1/12/2015	8	4683.148	2015	1
1/12/2015	9	4707.5	2015	1
1/12/2015	10	4688.751	2015	1
1/12/2015	11	4654.353	2015	1
1/12/2015	12	4619.849	2015	1
1/12/2015	13	4620.852	2015	1
1/12/2015	14	4611.052	2015	1
1/12/2015	15	4617.65	2015	1
1/12/2015	16	4647.737	2015	1
1/12/2015	17	4794.247	2015	1
1/12/2015	18	4944.549	2015	1
1/12/2015	19	4923.449	2015	1
1/12/2015	20	4846.549	2015	1
1/12/2015	21	4785.848	2015	1
1/12/2015	22	4566.048	2015	1
1/12/2015	23	4426.435	2015	1
1/13/2015	0	4341.045	2015	1
1/13/2015	1	4218.447	2015	1
1/13/2015	2	4197.348	2015	1
1/13/2015	3	4190.747	2015	1
1/13/2015	4	4252.448	2015	1
1/13/2015	5	4482.738	2015	1
1/13/2015	6	4871.938	2015	1
1/13/2015	7	5171.747	2015	1
1/13/2015	8	5194.047	2015	1
1/13/2015	9	5237.147	2015	1
1/13/2015	10	5252.248	2015	1
1/13/2015	11	5232.732	2015	1
1/13/2015	12	5227.246	2015	1
1/13/2015	13	5192.548	2015	1
1/13/2015	14	5143.048	2015	1
1/13/2015	15	5124.548	2015	1
1/13/2015	16	5112.245	2015	1
1/13/2015	17	5219.134	2015	1
1/13/2015	18	5358.448	2015	1
1/13/2015	19	5346.047	2015	1
1/13/2015	20	5244.948	2015	1
1/13/2015	21	5092.548	2015	1

Day	Hr	Total	Year	Month
1/13/2015	22	4890.044	2015	1
1/13/2015	23	4658.791	2015	1
1/14/2015	0	4513.648	2015	1
1/14/2015	1	4400.748	2015	1
1/14/2015	2	4273.848	2015	1
1/14/2015	3	4308.547	2015	1
1/14/2015	4	4331.346	2015	1
1/14/2015	5	4530.233	2015	1
1/14/2015	6	4931.547	2015	1
1/14/2015	7	5189.994	2015	1
1/14/2015	8	5265.848	2015	1
1/14/2015	9	5224.348	2015	1
1/14/2015	10	5278.046	2015	1
1/14/2015	11	5221.932	2015	1
1/14/2015	12	5146.751	2015	1
1/14/2015	13	4987.853	2015	1
1/14/2015	14	4917.854	2015	1
1/14/2015	15	4800.057	2015	1
1/14/2015	16	4748.055	2015	1
1/14/2015	17	4937.953	2015	1
1/14/2015	18	5200.136	2015	1
1/14/2015	19	5205.647	2015	1
1/14/2015	20	5139.552	2015	1
1/14/2015	21	5002.547	2015	1
1/14/2015	22	4811.648	2015	1
1/14/2015	23	4589.052	2015	1
1/15/2015	0	4444.343	2015	1
1/15/2015	1	4333.438	2015	1
1/15/2015	2	4299.047	2015	1
1/15/2015	3	4259.351	2015	1
1/15/2015	4	4309.449	2015	1
1/15/2015	5	4528.748	2015	1
1/15/2015	6	4932.051	2015	1
1/15/2015	7	5165.939	2015	1
1/15/2015	8	5110.14	2015	1
1/15/2015	9	5140.55	2015	1
1/15/2015	10	5092.953	2015	1
1/15/2015	11	5016.954	2015	1
1/15/2015	12	4947.654	2015	1
1/15/2015	13	4907.355	2015	1
1/15/2015	14	4766.358	2015	1
1/15/2015	15	4756.252	2015	1
1/15/2015	16	4661.555	2015	1
1/15/2015	17	4785.851	2015	1
1/15/2015	18	5046.748	2015	1
1/15/2015	19	5073.148	2015	1
1/15/2015	20	5061.648	2015	1
1/15/2015	21	4898.33	2015	1
1/15/2015	22	4787.647	2015	1
1/15/2015	23	4590.247	2015	1
1/16/2015	0	4408.247	2015	1
1/16/2015	1	4398.747	2015	1
1/16/2015	2	4381.347	2015	1
1/16/2015	3	4330.035	2015	1
1/16/2015	4	4434.642	2015	1
1/16/2015	5	4643.347	2015	1
1/16/2015	6	4979.147	2015	1
1/16/2015	7	5295.247	2015	1
1/16/2015	8	5256.148	2015	1
1/16/2015	9	5165.851	2015	1
1/16/2015	10	4907.244	2015	1
1/16/2015	11	4762.661	2015	1
1/16/2015	12	4511.259	2015	1
1/16/2015	13	4374.76	2015	1

Day	Hr	Total	Year	Month
1/16/2015	14	4173.66	2015	1
1/16/2015	15	4055.661	2015	1
1/16/2015	16	4016.361	2015	1
1/16/2015	17	4111.149	2015	1
1/16/2015	18	4434.652	2015	1
1/16/2015	19	4478.356	2015	1
1/16/2015	20	4564.355	2015	1
1/16/2015	21	4480.854	2015	1
1/16/2015	22	4362.152	2015	1
1/16/2015	23	4253.653	2015	1
1/17/2015	0	4130.945	2015	1
1/17/2015	1	4057.237	2015	1
1/17/2015	2	4019.251	2015	1
1/17/2015	3	4031.649	2015	1
1/17/2015	4	4021.847	2015	1
1/17/2015	5	4091.751	2015	1
1/17/2015	6	4257.647	2015	1
1/17/2015	7	4409.045	2015	1
1/17/2015	8	4437.741	2015	1
1/17/2015	9	4405.757	2015	1
1/17/2015	10	4218.357	2015	1
1/17/2015	11	4094.979	2015	1
1/17/2015	12	3857.055	2015	1
1/17/2015	13	3683.556	2015	1
1/17/2015	14	3592.558	2015	1
1/17/2015	15	3501.35	2015	1
1/17/2015	16	3434.647	2015	1
1/17/2015	17	3605.656	2015	1
1/17/2015	18	3905.758	2015	1
1/17/2015	19	3940.253	2015	1
1/17/2015	20	3893.055	2015	1
1/17/2015	21	3766.753	2015	1
1/17/2015	22	3664.356	2015	1
1/17/2015	23	3556.742	2015	1
1/18/2015	0	3365.847	2015	1
1/18/2015	1	3265.958	2015	1
1/18/2015	2	3190.258	2015	1
1/18/2015	3	3215.66	2015	1
1/18/2015	4	3229.255	2015	1
1/18/2015	5	3319.856	2015	1
1/18/2015	6	3451.756	2015	1
1/18/2015	7	3613.244	2015	1
1/18/2015	8	3730.854	2015	1
1/18/2015	9	3808.558	2015	1
1/18/2015	10	3757.86	2015	1
1/18/2015	11	3652.86	2015	1
1/18/2015	12	3631.759	2015	1
1/18/2015	13	3566.161	2015	1
1/18/2015	14	3491.663	2015	1
1/18/2015	15	3449.252	2015	1
1/18/2015	16	3471.256	2015	1
1/18/2015	17	3638.761	2015	1
1/18/2015	18	3901.961	2015	1
1/18/2015	19	3946.56	2015	1
1/18/2015	20	3979.961	2015	1
1/18/2015	21	3946.958	2015	1
1/18/2015	22	3809.756	2015	1
1/18/2015	23	3748.752	2015	1
1/19/2015	0	3647.243	2015	1
1/19/2015	1	3662.254	2015	1
1/19/2015	2	3673.455	2015	1
1/19/2015	3	3740.253	2015	1
1/19/2015	4	3883.651	2015	1
1/19/2015	5	4123.152	2015	1

Day	Hr	Total	Year	Month
1/19/2015	6	4467.553	2015	1
1/19/2015	7	4693.834	2015	1
1/19/2015	8	4798.853	2015	1
1/19/2015	9	4717.358	2015	1
1/19/2015	10	4513.761	2015	1
1/19/2015	11	4342.963	2015	1
1/19/2015	12	4184.661	2015	1
1/19/2015	13	3984.763	2015	1
1/19/2015	14	3934.662	2015	1
1/19/2015	15	3815.952	2015	1
1/19/2015	16	3711.063	2015	1
1/19/2015	17	3785.567	2015	1
1/19/2015	18	4099.858	2015	1
1/19/2015	19	4247.46	2015	1
1/19/2015	20	4315.922	2015	1
1/19/2015	21	4191.059	2015	1
1/19/2015	22	4081.556	2015	1
1/19/2015	23	3926.344	2015	1
1/20/2015	0	3851.45	2015	1
1/20/2015	1	3779.855	2015	1
1/20/2015	2	3748.655	2015	1
1/20/2015	3	3791.354	2015	1
1/20/2015	4	3833.753	2015	1
1/20/2015	5	4100.253	2015	1
1/20/2015	6	4557.549	2015	1
1/20/2015	7	4769.439	2015	1
1/20/2015	8	4732.358	2015	1
1/20/2015	9	4585.761	2015	1
1/20/2015	10	4439.461	2015	1
1/20/2015	11	4206.762	2015	1
1/20/2015	12	4101.164	2015	1
1/20/2015	13	4025.963	2015	1
1/20/2015	14	3929.166	2015	1
1/20/2015	15	3879.349	2015	1
1/20/2015	16	3774.059	2015	1
1/20/2015	17	3976.96	2015	1
1/20/2015	18	4213.462	2015	1
1/20/2015	19	4238.761	2015	1
1/20/2015	20	4215.458	2015	1
1/20/2015	21	4076.562	2015	1
1/20/2015	22	3882.96	2015	1
1/20/2015	23	3711.258	2015	1
1/21/2015	0	3563.348	2015	1
1/21/2015	1	3488.957	2015	1
1/21/2015	2	3463.961	2015	1
1/21/2015	3	3467.361	2015	1
1/21/2015	4	3488.059	2015	1
1/21/2015	5	3696.544	2015	1
1/21/2015	6	4171.557	2015	1
1/21/2015	7	4492.058	2015	1
1/21/2015	8	4466.342	2015	1
1/21/2015	9	4419.058	2015	1
1/21/2015	10	4295.758	2015	1
1/21/2015	11	4179.76	2015	1
1/21/2015	12	4090.16	2015	1
1/21/2015	13	4035.063	2015	1
1/21/2015	14	3941.963	2015	1
1/21/2015	15	3836.363	2015	1
1/21/2015	16	3874.261	2015	1
1/21/2015	17	3986.846	2015	1
1/21/2015	18	4276.557	2015	1
1/21/2015	19	4365.556	2015	1
1/21/2015	20	4340.657	2015	1
1/21/2015	21	4293.257	2015	1

Day	Hr	Total	Year	Month
1/21/2015	22	4124.958	2015	1
1/21/2015	23	3964.156	2015	1
1/22/2015	0	3838.556	2015	1
1/22/2015	1	3815.94	2015	1
1/22/2015	2	3832.249	2015	1
1/22/2015	3	3845.355	2015	1
1/22/2015	4	3967.454	2015	1
1/22/2015	5	4179.353	2015	1
1/22/2015	6	4642.654	2015	1
1/22/2015	7	4954.854	2015	1
1/22/2015	8	4928.054	2015	1
1/22/2015	9	4867.74	2015	1
1/22/2015	10	4813.858	2015	1
1/22/2015	11	4654.058	2015	1
1/22/2015	12	4607.559	2015	1
1/22/2015	13	4499.259	2015	1
1/22/2015	14	4448.06	2015	1
1/22/2015	15	4405.659	2015	1
1/22/2015	16	4425.257	2015	1
1/22/2015	17	4539.444	2015	1
1/22/2015	18	4721.756	2015	1
1/22/2015	19	4718.756	2015	1
1/22/2015	20	4677.655	2015	1
1/22/2015	21	4546.955	2015	1
1/22/2015	22	4382.452	2015	1
1/22/2015	23	4138.054	2015	1
1/23/2015	0	4014.445	2015	1
1/23/2015	1	3931.642	2015	1
1/23/2015	2	3877.354	2015	1
1/23/2015	3	3906.55	2015	1
1/23/2015	4	3937.652	2015	1
1/23/2015	5	4161.088	2015	1
1/23/2015	6	4564.85	2015	1
1/23/2015	7	4847.152	2015	1
1/23/2015	8	4834.336	2015	1
1/23/2015	9	4816.65	2015	1
1/23/2015	10	4807.15	2015	1
1/23/2015	11	4767.052	2015	1
1/23/2015	12	4709.556	2015	1
1/23/2015	13	4660.356	2015	1
1/23/2015	14	4612.557	2015	1
1/23/2015	15	4562.545	2015	1
1/23/2015	16	4574.747	2015	1
1/23/2015	17	4689.356	2015	1
1/23/2015	18	4809.255	2015	1
1/23/2015	19	4773.246	2015	1
1/23/2015	20	4718.954	2015	1
1/23/2015	21	4573.955	2015	1
1/23/2015	22	4405.853	2015	1
1/23/2015	23	4215.139	2015	1
1/24/2015	0	4066.455	2015	1
1/24/2015	1	3970.954	2015	1
1/24/2015	2	3933.353	2015	1
1/24/2015	3	3921.254	2015	1
1/24/2015	4	3920.754	2015	1
1/24/2015	5	3987.55	2015	1
1/24/2015	6	4147.337	2015	1
1/24/2015	7	4323.345	2015	1
1/24/2015	8	4463.251	2015	1
1/24/2015	9	4452.851	2015	1
1/24/2015	10	4453.057	2015	1
1/24/2015	11	4366.76	2015	1
1/24/2015	12	4225.66	2015	1
1/24/2015	13	4099.152	2015	1

Day	Hr	Total	Year	Month
1/24/2015	14	3989.75	2015	1
1/24/2015	15	4020.263	2015	1
1/24/2015	16	4012.861	2015	1
1/24/2015	17	4066.462	2015	1
1/24/2015	18	4352.06	2015	1
1/24/2015	19	4328.379	2015	1
1/24/2015	20	4291.157	2015	1
1/24/2015	21	4221.744	2015	1
1/24/2015	22	4108.651	2015	1
1/24/2015	23	3920.356	2015	1
1/25/2015	0	3811.294	2015	1
1/25/2015	1	3724.654	2015	1
1/25/2015	2	3723.758	2015	1
1/25/2015	3	3645.158	2015	1
1/25/2015	4	3668.855	2015	1
1/25/2015	5	3706.944	2015	1
1/25/2015	6	3806.958	2015	1
1/25/2015	7	3918.457	2015	1
1/25/2015	8	4002.356	2015	1
1/25/2015	9	4073.557	2015	1
1/25/2015	10	4036.755	2015	1
1/25/2015	11	3909.655	2015	1
1/25/2015	12	3910.433	2015	1
1/25/2015	13	3853.454	2015	1
1/25/2015	14	3821.559	2015	1
1/25/2015	15	3784.461	2015	1
1/25/2015	16	3839.362	2015	1
1/25/2015	17	3913.36	2015	1
1/25/2015	18	4161.56	2015	1
1/25/2015	19	4151.56	2015	1
1/25/2015	20	4103.747	2015	1
1/25/2015	21	3956.854	2015	1
1/25/2015	22	3817.357	2015	1
1/25/2015	23	3612.755	2015	1
1/26/2015	0	3560.851	2015	1
1/26/2015	1	3535.951	2015	1
1/26/2015	2	3551.651	2015	1
1/26/2015	3	3672.949	2015	1
1/26/2015	4	3831.233	2015	1
1/26/2015	5	4140.649	2015	1
1/26/2015	6	4712.75	2015	1
1/26/2015	7	4992.85	2015	1
1/26/2015	8	5141.951	2015	1
1/26/2015	9	5185.55	2015	1
1/26/2015	10	5202.546	2015	1
1/26/2015	11	5122.738	2015	1
1/26/2015	12	5134.254	2015	1
1/26/2015	13	5052.053	2015	1
1/26/2015	14	5015.941	2015	1
1/26/2015	15	4952.053	2015	1
1/26/2015	16	4985.253	2015	1
1/26/2015	17	5012.052	2015	1
1/26/2015	18	5156.638	2015	1
1/26/2015	19	5102.652	2015	1
1/26/2015	20	5074.855	2015	1
1/26/2015	21	4856.249	2015	1
1/26/2015	22	4629.088	2015	1
1/26/2015	23	4420.251	2015	1
1/27/2015	0	4270.154	2015	1
1/27/2015	1	4188.634	2015	1
1/27/2015	2	4150.554	2015	1
1/27/2015	3	4091.25	2015	1
1/27/2015	4	4158.255	2015	1
1/27/2015	5	4402.45	2015	1

Day	Hr	Total	Year	Month
1/27/2015	6	4769.65	2015	1
1/27/2015	7	5058.951	2015	1
1/27/2015	8	5112.935	2015	1
1/27/2015	9	5152.949	2015	1
1/27/2015	10	5104.151	2015	1
1/27/2015	11	4967.051	2015	1
1/27/2015	12	4935.452	2015	1
1/27/2015	13	4776.354	2015	1
1/27/2015	14	4685.754	2015	1
1/27/2015	15	4642.944	2015	1
1/27/2015	16	4587.251	2015	1
1/27/2015	17	4700.651	2015	1
1/27/2015	18	4962.253	2015	1
1/27/2015	19	5060.054	2015	1
1/27/2015	20	5007.349	2015	1
1/27/2015	21	4960.95	2015	1
1/27/2015	22	4801.845	2015	1
1/27/2015	23	4655.037	2015	1
1/28/2015	0	4528.349	2015	1
1/28/2015	1	4474.349	2015	1
1/28/2015	2	4450.949	2015	1
1/28/2015	3	4575.248	2015	1
1/28/2015	4	4657.848	2015	1
1/28/2015	5	4898.038	2015	1
1/28/2015	6	5345.741	2015	1
1/28/2015	7	5636.847	2015	1
1/28/2015	8	5562.95	2015	1
1/28/2015	9	5338.049	2015	1
1/28/2015	10	5123.251	2015	1
1/28/2015	11	4957.851	2015	1
1/28/2015	12	4771.135	2015	1
1/28/2015	13	4632.358	2015	1
1/28/2015	14	4469.757	2015	1
1/28/2015	15	4364.458	2015	1
1/28/2015	16	4311.657	2015	1
1/28/2015	17	4443.654	2015	1
1/28/2015	18	4770.857	2015	1
1/28/2015	19	4822.85	2015	1
1/28/2015	20	4855.945	2015	1
1/28/2015	21	4723.356	2015	1
1/28/2015	22	4589.854	2015	1
1/28/2015	23	4351.455	2015	1
1/29/2015	0	4196.655	2015	1
1/29/2015	1	4111.054	2015	1
1/29/2015	2	4047.951	2015	1
1/29/2015	3	3972.441	2015	1
1/29/2015	4	3942.755	2015	1
1/29/2015	5	4096.553	2015	1
1/29/2015	6	4518.552	2015	1
1/29/2015	7	4771.052	2015	1
1/29/2015	8	4733.956	2015	1
1/29/2015	9	4670.555	2015	1
1/29/2015	10	4565.749	2015	1
1/29/2015	11	4443.449	2015	1
1/29/2015	12	4385.263	2015	1
1/29/2015	13	4349.061	2015	1
1/29/2015	14	4278.659	2015	1
1/29/2015	15	4308.759	2015	1
1/29/2015	16	4360.258	2015	1
1/29/2015	17	4469.857	2015	1
1/29/2015	18	4617.445	2015	1
1/29/2015	19	4646.149	2015	1
1/29/2015	20	4647.053	2015	1
1/29/2015	21	4515.156	2015	1

Day	Hr	Total	Year	Month
1/29/2015	22	4366.256	2015	1
1/29/2015	23	4168.456	2015	1
1/30/2015	0	4056.256	2015	1
1/30/2015	1	3941.856	2015	1
1/30/2015	2	3861.041	2015	1
1/30/2015	3	3846.951	2015	1
1/30/2015	4	3944.752	2015	1
1/30/2015	5	4120.755	2015	1
1/30/2015	6	4502.453	2015	1
1/30/2015	7	4778.356	2015	1
1/30/2015	8	4781.057	2015	1
1/30/2015	9	4813.05	2015	1
1/30/2015	10	4762.337	2015	1
1/30/2015	11	4640.457	2015	1
1/30/2015	12	4549.957	2015	1
1/30/2015	13	4422.362	2015	1
1/30/2015	14	4322.562	2015	1
1/30/2015	15	4220.061	2015	1
1/30/2015	16	4129.862	2015	1
1/30/2015	17	4267.054	2015	1
1/30/2015	18	4625.244	2015	1
1/30/2015	19	4676.356	2015	1
1/30/2015	20	4647.755	2015	1
1/30/2015	21	4610.349	2015	1
1/30/2015	22	4518.251	2015	1
1/30/2015	23	4409.249	2015	1
1/31/2015	0	4327.55	2015	1
1/31/2015	1	4375.633	2015	1
1/31/2015	2	4348.847	2015	1
1/31/2015	3	4381.949	2015	1
1/31/2015	4	4431.949	2015	1
1/31/2015	5	4521.848	2015	1
1/31/2015	6	4655.649	2015	1
1/31/2015	7	4747.944	2015	1
1/31/2015	8	4805.438	2015	1
1/31/2015	9	4693.251	2015	1
1/31/2015	10	4488.056	2015	1
1/31/2015	11	4285.26	2015	1
1/31/2015	12	4081.461	2015	1
1/31/2015	13	3993.263	2015	1
1/31/2015	14	3854.362	2015	1
1/31/2015	15	3816.146	2015	1
1/31/2015	16	3895.56	2015	1
1/31/2015	17	3979.662	2015	1
1/31/2015	18	4180.659	2015	1
1/31/2015	19	4186.16	2015	1
1/31/2015	20	4131.959	2015	1
1/31/2015	21	4063.258	2015	1
1/31/2015	22	3909.153	2015	1
1/31/2015	23	3755.647	2015	1
2/1/2015	0	3627.757	2015	2
2/1/2015	1	3523.858	2015	2
2/1/2015	2	3511.058	2015	2
2/1/2015	3	3487.758	2015	2
2/1/2015	4	3488.656	2015	2
2/1/2015	5	3523.76	2015	2
2/1/2015	6	3642.047	2015	2
2/1/2015	7	3791.753	2015	2
2/1/2015	8	3838.96	2015	2
2/1/2015	9	3921.762	2015	2
2/1/2015	10	4035.457	2015	2
2/1/2015	11	3991.156	2015	2
2/1/2015	12	3995.454	2015	2
2/1/2015	13	4032.053	2015	2

Day	Hr	Total	Year	Month
2/1/2015	14	3993.838	2015	2
2/1/2015	15	3974.353	2015	2
2/1/2015	16	4001.559	2015	2
2/1/2015	17	4026.754	2015	2
2/1/2015	18	4061.16	2015	2
2/1/2015	19	3944.056	2015	2
2/1/2015	20	3858.561	2015	2
2/1/2015	21	3743.158	2015	2
2/1/2015	22	3668.02	2015	2
2/1/2015	23	3508.658	2015	2
2/2/2015	0	3391.257	2015	2
2/2/2015	1	3365.352	2015	2
2/2/2015	2	3421.95	2015	2
2/2/2015	3	3466.75	2015	2
2/2/2015	4	3683.95	2015	2
2/2/2015	5	4003.138	2015	2
2/2/2015	6	4540.644	2015	2
2/2/2015	7	4957.351	2015	2
2/2/2015	8	5119.55	2015	2
2/2/2015	9	5231.551	2015	2
2/2/2015	10	5299.951	2015	2
2/2/2015	11	5287.447	2015	2
2/2/2015	12	5237.115	2015	2
2/2/2015	13	5182.051	2015	2
2/2/2015	14	5029.152	2015	2
2/2/2015	15	4988.752	2015	2
2/2/2015	16	4975.252	2015	2
2/2/2015	17	5065.152	2015	2
2/2/2015	18	5253.241	2015	2
2/2/2015	19	5265.939	2015	2
2/2/2015	20	5256.748	2015	2
2/2/2015	21	5092.65	2015	2
2/2/2015	22	4913.149	2015	2
2/2/2015	23	4653.349	2015	2
2/3/2015	0	4502.949	2015	2
2/3/2015	1	4410.735	2015	2
2/3/2015	2	4348.647	2015	2
2/3/2015	3	4356.55	2015	2
2/3/2015	4	4475.249	2015	2
2/3/2015	5	4692.75	2015	2
2/3/2015	6	5149.649	2015	2
2/3/2015	7	5382.835	2015	2
2/3/2015	8	5361.747	2015	2
2/3/2015	9	5218.55	2015	2
2/3/2015	10	5048.751	2015	2
2/3/2015	11	4881.752	2015	2
2/3/2015	12	4740.594	2015	2
2/3/2015	13	4556.449	2015	2
2/3/2015	14	4452.25	2015	2
2/3/2015	15	4333.959	2015	2
2/3/2015	16	4270.856	2015	2
2/3/2015	17	4375.658	2015	2
2/3/2015	18	4748.153	2015	2
2/3/2015	19	4869.356	2015	2
2/3/2015	20	4878.448	2015	2
2/3/2015	21	4766.343	2015	2
2/3/2015	22	4580.851	2015	2
2/3/2015	23	4384.754	2015	2
2/4/2015	0	4274.053	2015	2
2/4/2015	1	4182.151	2015	2
2/4/2015	2	4084.051	2015	2
2/4/2015	3	4100.544	2015	2
2/4/2015	4	4135.341	2015	2
2/4/2015	5	4399.451	2015	2

Day	Hr	Total	Year	Month
2/4/2015	6	4802.551	2015	2
2/4/2015	7	5005.351	2015	2
2/4/2015	8	4943.351	2015	2
2/4/2015	9	4748.655	2015	2
2/4/2015	10	4635.551	2015	2
2/4/2015	11	4416.051	2015	2
2/4/2015	12	4276.261	2015	2
2/4/2015	13	4166.159	2015	2
2/4/2015	14	4054.26	2015	2
2/4/2015	15	4013.961	2015	2
2/4/2015	16	3919.961	2015	2
2/4/2015	17	4073.4	2015	2
2/4/2015	18	4349.453	2015	2
2/4/2015	19	4393.951	2015	2
2/4/2015	20	4396.956	2015	2
2/4/2015	21	4307.653	2015	2
2/4/2015	22	4161.552	2015	2
2/4/2015	23	4037.208	2015	2
2/5/2015	0	4005.951	2015	2
2/5/2015	1	4034.45	2015	2
2/5/2015	2	4029.836	2015	2
2/5/2015	3	4119.446	2015	2
2/5/2015	4	4262.049	2015	2
2/5/2015	5	4555.248	2015	2
2/5/2015	6	5059.248	2015	2
2/5/2015	7	5400.047	2015	2
2/5/2015	8	5407.733	2015	2
2/5/2015	9	5360.216	2015	2
2/5/2015	10	5238.749	2015	2
2/5/2015	11	5122.05	2015	2
2/5/2015	12	4960.95	2015	2
2/5/2015	13	4868.45	2015	2
2/5/2015	14	4733.936	2015	2
2/5/2015	15	4571.952	2015	2
2/5/2015	16	4638.852	2015	2
2/5/2015	17	4698.751	2015	2
2/5/2015	18	5008.45	2015	2
2/5/2015	19	5217.249	2015	2
2/5/2015	20	5208.335	2015	2
2/5/2015	21	5155.242	2015	2
2/5/2015	22	5049.548	2015	2
2/5/2015	23	4959.448	2015	2
2/6/2015	0	4924.448	2015	2
2/6/2015	1	4890.847	2015	2
2/6/2015	2	4892.834	2015	2
2/6/2015	3	4926.744	2015	2
2/6/2015	4	5019.547	2015	2
2/6/2015	5	5220.048	2015	2
2/6/2015	6	5663.148	2015	2
2/6/2015	7	5865.344	2015	2
2/6/2015	8	5736.236	2015	2
2/6/2015	9	5593.05	2015	2
2/6/2015	10	5480.749	2015	2
2/6/2015	11	5227.25	2015	2
2/6/2015	12	5015.552	2015	2
2/6/2015	13	4739.952	2015	2
2/6/2015	14	4587.743	2015	2
2/6/2015	15	4459.96	2015	2
2/6/2015	16	4372.859	2015	2
2/6/2015	17	4382.559	2015	2
2/6/2015	18	4562.258	2015	2
2/6/2015	19	4636.756	2015	2
2/6/2015	20	4651.656	2015	2
2/6/2015	21	4527.538	2015	2

Day	Hr	Total	Year	Month
2/6/2015	22	4419.254	2015	2
2/6/2015	23	4259.854	2015	2
2/7/2015	0	4066.751	2015	2
2/7/2015	1	4041.652	2015	2
2/7/2015	2	3968.752	2015	2
2/7/2015	3	3930.852	2015	2
2/7/2015	4	3963.336	2015	2
2/7/2015	5	4005.855	2015	2
2/7/2015	6	4140.954	2015	2
2/7/2015	7	4249.752	2015	2
2/7/2015	8	4226.057	2015	2
2/7/2015	9	4227.26	2015	2
2/7/2015	10	4130.553	2015	2
2/7/2015	11	3947.942	2015	2
2/7/2015	12	3743.859	2015	2
2/7/2015	13	3599.058	2015	2
2/7/2015	14	3498.659	2015	2
2/7/2015	15	3383.762	2015	2
2/7/2015	16	3332.56	2015	2
2/7/2015	17	3362.06	2015	2
2/7/2015	18	3606.856	2015	2
2/7/2015	19	3679.147	2015	2
2/7/2015	20	3675.756	2015	2
2/7/2015	21	3618.156	2015	2
2/7/2015	22	3499.756	2015	2
2/7/2015	23	3341.459	2015	2
2/8/2015	0	3227.555	2015	2
2/8/2015	1	3035.755	2015	2
2/8/2015	2	3085.458	2015	2
2/8/2015	3	3072.947	2015	2
2/8/2015	4	3052.748	2015	2
2/8/2015	5	3050.855	2015	2
2/8/2015	6	3190.558	2015	2
2/8/2015	7	3316.653	2015	2
2/8/2015	8	3370.154	2015	2
2/8/2015	9	3488.959	2015	2
2/8/2015	10	3455.057	2015	2
2/8/2015	11	3338.957	2015	2
2/8/2015	12	3391.543	2015	2
2/8/2015	13	3376.958	2015	2
2/8/2015	14	3378.159	2015	2
2/8/2015	15	3354.056	2015	2
2/8/2015	16	3409.159	2015	2
2/8/2015	17	3500.16	2015	2
2/8/2015	18	3692.957	2015	2
2/8/2015	19	3690.157	2015	2
2/8/2015	20	3664.645	2015	2
2/8/2015	21	3505.753	2015	2
2/8/2015	22	3343.56	2015	2
2/8/2015	23	3155.259	2015	2
2/9/2015	0	2965.859	2015	2
2/9/2015	1	2926.434	2015	2
2/9/2015	2	2957.659	2015	2
2/9/2015	3	2942.061	2015	2
2/9/2015	4	2968.661	2015	2
2/9/2015	5	3202.943	2015	2
2/9/2015	6	3744.355	2015	2
2/9/2015	7	4072.357	2015	2
2/9/2015	8	4168.958	2015	2
2/9/2015	9	4205.656	2015	2
2/9/2015	10	4315.256	2015	2
2/9/2015	11	4340.857	2015	2
2/9/2015	12	4406.257	2015	2
2/9/2015	13	4424.55	2015	2

Day	Hr	Total	Year	Month
2/9/2015	14	4454.638	2015	2
2/9/2015	15	4457.753	2015	2
2/9/2015	16	4479.752	2015	2
2/9/2015	17	4594.752	2015	2
2/9/2015	18	4807.751	2015	2
2/9/2015	19	4826.751	2015	2
2/9/2015	20	4797.85	2015	2
2/9/2015	21	4671.147	2015	2
2/9/2015	22	4545.237	2015	2
2/9/2015	23	4349.851	2015	2
2/10/2015	0	4306.25	2015	2
2/10/2015	1	4179.75	2015	2
2/10/2015	2	4156.15	2015	2
2/10/2015	3	4140.551	2015	2
2/10/2015	4	4217.75	2015	2
2/10/2015	5	4390.934	2015	2
2/10/2015	6	4838.849	2015	2
2/10/2015	7	5150.35	2015	2
2/10/2015	8	5121.25	2015	2
2/10/2015	9	5119.451	2015	2
2/10/2015	10	5048.251	2015	2
2/10/2015	11	4934.748	2015	2
2/10/2015	12	4831.544	2015	2
2/10/2015	13	4709.659	2015	2
2/10/2015	14	4594.361	2015	2
2/10/2015	15	4458.457	2015	2
2/10/2015	16	4468.162	2015	2
2/10/2015	17	4505.96	2015	2
2/10/2015	18	4778.456	2015	2
2/10/2015	19	4855.845	2015	2
2/10/2015	20	4826.243	2015	2
2/10/2015	21	4740.354	2015	2
2/10/2015	22	4565.953	2015	2
2/10/2015	23	4443.955	2015	2
2/11/2015	0	4381.25	2015	2
2/11/2015	1	4304.648	2015	2
2/11/2015	2	4289.147	2015	2
2/11/2015	3	4323.534	2015	2
2/11/2015	4	4417.85	2015	2
2/11/2015	5	4617.55	2015	2
2/11/2015	6	5041.821	2015	2
2/11/2015	7	5262.95	2015	2
2/11/2015	8	5217.551	2015	2
2/11/2015	9	5093.353	2015	2
2/11/2015	10	4967.544	2015	2
2/11/2015	11	4708.363	2015	2
2/11/2015	12	4554.726	2015	2
2/11/2015	13	4333.661	2015	2
2/11/2015	14	4152.262	2015	2
2/11/2015	15	4130.562	2015	2
2/11/2015	16	4014.361	2015	2
2/11/2015	17	4170.756	2015	2
2/11/2015	18	4439.342	2015	2
2/11/2015	19	4526.757	2015	2
2/11/2015	20	4499.656	2015	2
2/11/2015	21	4354.257	2015	2
2/11/2015	22	4243.854	2015	2
2/11/2015	23	4028.654	2015	2
2/12/2015	0	3962.353	2015	2
2/12/2015	1	3883.644	2015	2
2/12/2015	2	3903.343	2015	2
2/12/2015	3	3922.851	2015	2
2/12/2015	4	3994.35	2015	2
2/12/2015	5	4228.248	2015	2

Day	Hr	Total	Year	Month
2/12/2015	6	4687.95	2015	2
2/12/2015	7	5008.45	2015	2
2/12/2015	8	5127.241	2015	2
2/12/2015	9	5244.241	2015	2
2/12/2015	10	5303.748	2015	2
2/12/2015	11	5296.147	2015	2
2/12/2015	12	5227.147	2015	2
2/12/2015	13	5228.343	2015	2
2/12/2015	14	5150.848	2015	2
2/12/2015	15	5112.734	2015	2
2/12/2015	16	5110.633	2015	2
2/12/2015	17	5181.23	2015	2
2/12/2015	18	5389.625	2015	2
2/12/2015	19	5486.825	2015	2
2/12/2015	20	5424.82	2015	2
2/12/2015	21	5365.707	2015	2
2/12/2015	22	5146.009	2015	2
2/12/2015	23	4985.408	2015	2
2/13/2015	0	4847.508	2015	2
2/13/2015	1	4788.508	2015	2
2/13/2015	2	4764.308	2015	2
2/13/2015	3	4782.607	2015	2
2/13/2015	4	4828.508	2015	2
2/13/2015	5	5051.908	2015	2
2/13/2015	6	5490.007	2015	2
2/13/2015	7	5765.708	2015	2
2/13/2015	8	5726.408	2015	2
2/13/2015	9	5532.009	2015	2
2/13/2015	10	5368.311	2015	2
2/13/2015	11	5088.837	2015	2
2/13/2015	12	4937.385	2015	2
2/13/2015	13	4731.032	2015	2
2/13/2015	14	4610.632	2015	2
2/13/2015	15	4418.932	2015	2
2/13/2015	16	4352.831	2015	2
2/13/2015	17	4446.727	2015	2
2/13/2015	18	4793.526	2015	2
2/13/2015	19	4836.825	2015	2
2/13/2015	20	4883.122	2015	2
2/13/2015	21	4819.409	2015	2
2/13/2015	22	4676.815	2015	2
2/13/2015	23	4517.734	2015	2
2/14/2015	0	4339.214	2015	2
2/14/2015	1	4204.309	2015	2
2/14/2015	2	4134.811	2015	2
2/14/2015	3	4098.026	2015	2
2/14/2015	4	4086.953	2015	2
2/14/2015	5	4156.109	2015	2
2/14/2015	6	4269.61	2015	2
2/14/2015	7	4357.01	2015	2
2/14/2015	8	4415.411	2015	2
2/14/2015	9	4512.121	2015	2
2/14/2015	10	4608.821	2015	2
2/14/2015	11	4606.811	2015	2
2/14/2015	12	4572.811	2015	2
2/14/2015	13	4562.71	2015	2
2/14/2015	14	4555.011	2015	2
2/14/2015	15	4498.01	2015	2
2/14/2015	16	4517.909	2015	2
2/14/2015	17	4685.509	2015	2
2/14/2015	18	5039.208	2015	2
2/14/2015	19	5259.507	2015	2
2/14/2015	20	5319.107	2015	2
2/14/2015	21	5320.707	2015	2

Day	Hr	Total	Year	Month
2/14/2015	22	5255.707	2015	2
2/14/2015	23	5187.707	2015	2
2/15/2015	0	5115.907	2015	2
2/15/2015	1	4945.708	2015	2
2/15/2015	2	4986.608	2015	2
2/15/2015	3	5012.808	2015	2
2/15/2015	4	5148.408	2015	2
2/15/2015	5	5212.307	2015	2
2/15/2015	6	5364.307	2015	2
2/15/2015	7	5481.109	2015	2
2/15/2015	8	5497.308	2015	2
2/15/2015	9	5407.008	2015	2
2/15/2015	10	5271.705	2015	2
2/15/2015	11	5112.705	2015	2
2/15/2015	12	4960.418	2015	2
2/15/2015	13	4776.324	2015	2
2/15/2015	14	4654.425	2015	2
2/15/2015	15	4594.524	2015	2
2/15/2015	16	4576.64	2015	2
2/15/2015	17	4800.742	2015	2
2/15/2015	18	5041.941	2015	2
2/15/2015	19	5205.437	2015	2
2/15/2015	20	5160.728	2015	2
2/15/2015	21	5085.942	2015	2
2/15/2015	22	4945.142	2015	2
2/15/2015	23	4845.741	2015	2
2/16/2015	0	4741.335	2015	2
2/16/2015	1	4700.333	2015	2
2/16/2015	2	4697.109	2015	2
2/16/2015	3	4772.314	2015	2
2/16/2015	4	4905.374	2015	2
2/16/2015	5	5068.575	2015	2
2/16/2015	6	5357.509	2015	2
2/16/2015	7	5608.175	2015	2
2/16/2015	8	5677.675	2015	2
2/16/2015	9	5814.009	2015	2
2/16/2015	10	5772.408	2015	2
2/16/2015	11	5820.709	2015	2
2/16/2015	12	5786.409	2015	2
2/16/2015	13	5673.809	2015	2
2/16/2015	14	5620.213	2015	2
2/16/2015	15	5505.909	2015	2
2/16/2015	16	5449.109	2015	2
2/16/2015	17	5520.809	2015	2
2/16/2015	18	5680.707	2015	2
2/16/2015	19	5661.607	2015	2
2/16/2015	20	5531.711	2015	2
2/16/2015	21	5378.324	2015	2
2/16/2015	22	5169.314	2015	2
2/16/2015	23	5077.608	2015	2
2/17/2015	0	5014.519	2015	2
2/17/2015	1	4967.924	2015	2
2/17/2015	2	5062.621	2015	2
2/17/2015	3	5019.707	2015	2
2/17/2015	4	5132.946	2015	2
2/17/2015	5	5353.224	2015	2
2/17/2015	6	5531.121	2015	2
2/17/2015	7	5706.709	2015	2
2/17/2015	8	5801.609	2015	2
2/17/2015	9	5710.923	2015	2
2/17/2015	10	5456.727	2015	2
2/17/2015	11	5255.827	2015	2
2/17/2015	12	5109.028	2015	2
2/17/2015	13	4993.728	2015	2

Day	Hr	Total	Year	Month
2/17/2015	14	4898.727	2015	2
2/17/2015	15	4806.828	2015	2
2/17/2015	16	4842.329	2015	2
2/17/2015	17	4944.902	2015	2
2/17/2015	18	5268.127	2015	2
2/17/2015	19	5376.519	2015	2
2/17/2015	20	5379.213	2015	2
2/17/2015	21	5302.927	2015	2
2/17/2015	22	5163.125	2015	2
2/17/2015	23	5105.726	2015	2
2/18/2015	0	5016.326	2015	2
2/18/2015	1	4951.11	2015	2
2/18/2015	2	4938.424	2015	2
2/18/2015	3	4892.942	2015	2
2/18/2015	4	4953.245	2015	2
2/18/2015	5	5112.039	2015	2
2/18/2015	6	5380.728	2015	2
2/18/2015	7	5532.842	2015	2
2/18/2015	8	5644.744	2015	2
2/18/2015	9	5636.645	2015	2
2/18/2015	10	5640.443	2015	2
2/18/2015	11	5643.744	2015	2
2/18/2015	12	5583.136	2015	2
2/18/2015	13	5538.388	2015	2
2/18/2015	14	5515.744	2015	2
2/18/2015	15	5564.91	2015	2
2/18/2015	16	5592.044	2015	2
2/18/2015	17	5736.907	2015	2
2/18/2015	18	6046.194	2015	2
2/18/2015	19	6203.742	2015	2
2/18/2015	20	6220.009	2015	2
2/18/2015	21	6149.909	2015	2
2/18/2015	22	6042.437	2015	2
2/18/2015	23	5933.496	2015	2
2/19/2015	0	5862.005	2015	2
2/19/2015	1	5889.743	2015	2
2/19/2015	2	5945.208	2015	2
2/19/2015	3	5982.826	2015	2
2/19/2015	4	6040.109	2015	2
2/19/2015	5	6261.342	2015	2
2/19/2015	6	6544.208	2015	2
2/19/2015	7	6739.095	2015	2
2/19/2015	8	6700.641	2015	2
2/19/2015	9	6597.41	2015	2
2/19/2015	10	6513.644	2015	2
2/19/2015	11	6418.296	2015	2
2/19/2015	12	6301.606	2015	2
2/19/2015	13	6143.944	2015	2
2/19/2015	14	6045.311	2015	2
2/19/2015	15	5936.377	2015	2
2/19/2015	16	5886.801	2015	2
2/19/2015	17	5981.944	2015	2
2/19/2015	18	6342.809	2015	2
2/19/2015	19	6576.007	2015	2
2/19/2015	20	6577.428	2015	2
2/19/2015	21	6576.609	2015	2
2/19/2015	22	6420.309	2015	2
2/19/2015	23	6358.841	2015	2
2/20/2015	0	6378.593	2015	2
2/20/2015	1	6308.91	2015	2
2/20/2015	2	6371.006	2015	2
2/20/2015	3	6396.606	2015	2
2/20/2015	4	6460.694	2015	2
2/20/2015	5	6648.142	2015	2

Day	Hr	Total	Year	Month
2/20/2015	6	6902.91	2015	2
2/20/2015	7	7079.102	2015	2
2/20/2015	8	6989.534	2015	2
2/20/2015	9	6788.21	2015	2
2/20/2015	10	6613.511	2015	2
2/20/2015	11	6379.9	2015	2
2/20/2015	12	6120.303	2015	2
2/20/2015	13	5874.144	2015	2
2/20/2015	14	5694.343	2015	2
2/20/2015	15	5606.639	2015	2
2/20/2015	16	5566.732	2015	2
2/20/2015	17	5609.044	2015	2
2/20/2015	18	5775.943	2015	2
2/20/2015	19	5766.743	2015	2
2/20/2015	20	5678.428	2015	2
2/20/2015	21	5523.341	2015	2
2/20/2015	22	5272.144	2015	2
2/20/2015	23	5045.544	2015	2
2/21/2015	0	4831.241	2015	2
2/21/2015	1	4696.931	2015	2
2/21/2015	2	4623.444	2015	2
2/21/2015	3	4572.044	2015	2
2/21/2015	4	4478.444	2015	2
2/21/2015	5	4465.645	2015	2
2/21/2015	6	4579.529	2015	2
2/21/2015	7	4572.946	2015	2
2/21/2015	8	4666.247	2015	2
2/21/2015	9	4734.146	2015	2
2/21/2015	10	4831.247	2015	2
2/21/2015	11	4832.244	2015	2
2/21/2015	12	4768.934	2015	2
2/21/2015	13	4695.947	2015	2
2/21/2015	14	4637.448	2015	2
2/21/2015	15	4582.047	2015	2
2/21/2015	16	4650.85	2015	2
2/21/2015	17	4659.848	2015	2
2/21/2015	18	4683.233	2015	2
2/21/2015	19	4725.847	2015	2
2/21/2015	20	4613.347	2015	2
2/21/2015	21	4510.446	2015	2
2/21/2015	22	4372.346	2015	2
2/21/2015	23	4247.047	2015	2
2/22/2015	0	4107.132	2015	2
2/22/2015	1	4073.943	2015	2
2/22/2015	2	4034.046	2015	2
2/22/2015	3	4027.946	2015	2
2/22/2015	4	4076.245	2015	2
2/22/2015	5	4172.746	2015	2
2/22/2015	6	4193.434	2015	2
2/22/2015	7	4361.24	2015	2
2/22/2015	8	4433.346	2015	2
2/22/2015	9	4401.649	2015	2
2/22/2015	10	4411.149	2015	2
2/22/2015	11	4354.45	2015	2
2/22/2015	12	4268.948	2015	2
2/22/2015	13	4149.339	2015	2
2/22/2015	14	4162.15	2015	2
2/22/2015	15	4139.551	2015	2
2/22/2015	16	4234.748	2015	2
2/22/2015	17	4399.448	2015	2
2/22/2015	18	4629.748	2015	2
2/22/2015	19	4713.439	2015	2
2/22/2015	20	4774.137	2015	2
2/22/2015	21	4593.946	2015	2

Day	Hr	Total	Year	Month
2/22/2015	22	4447.046	2015	2
2/22/2015	23	4330.545	2015	2
2/23/2015	0	4269.942	2015	2
2/23/2015	1	4261.24	2015	2
2/23/2015	2	4308.23	2015	2
2/23/2015	3	4373.744	2015	2
2/23/2015	4	4545.843	2015	2
2/23/2015	5	4823.243	2015	2
2/23/2015	6	5229.481	2015	2
2/23/2015	7	5522.127	2015	2
2/23/2015	8	5640.442	2015	2
2/23/2015	9	5581.744	2015	2
2/23/2015	10	5492.344	2015	2
2/23/2015	11	5466.543	2015	2
2/23/2015	12	5321.829	2015	2
2/23/2015	13	5238.242	2015	2
2/23/2015	14	5175.745	2015	2
2/23/2015	15	5090.844	2015	2
2/23/2015	16	5038.744	2015	2
2/23/2015	17	5180.333	2015	2
2/23/2015	18	5471.338	2015	2
2/23/2015	19	5745.543	2015	2
2/23/2015	20	5770.442	2015	2
2/23/2015	21	5788.442	2015	2
2/23/2015	22	5606.731	2015	2
2/23/2015	23	5546.534	2015	2
2/24/2015	0	5402.342	2015	2
2/24/2015	1	5383.641	2015	2
2/24/2015	2	5304.893	2015	2
2/24/2015	3	5355.727	2015	2
2/24/2015	4	5351.639	2015	2
2/24/2015	5	5607.741	2015	2
2/24/2015	6	5962.242	2015	2
2/24/2015	7	6226.035	2015	2
2/24/2015	8	6137.728	2015	2
2/24/2015	9	5868.845	2015	2
2/24/2015	10	5643.046	2015	2
2/24/2015	11	5401.346	2015	2
2/24/2015	12	5256.097	2015	2
2/24/2015	13	5107.598	2015	2
2/24/2015	14	4931.243	2015	2
2/24/2015	15	4857.446	2015	2
2/24/2015	16	4795.647	2015	2
2/24/2015	17	4877.147	2015	2
2/24/2015	18	5136.241	2015	2
2/24/2015	19	5412.834	2015	2
2/24/2015	20	5407.746	2015	2
2/24/2015	21	5320.646	2015	2
2/24/2015	22	5108.647	2015	2
2/24/2015	23	4905.846	2015	2
2/25/2015	0	4830.731	2015	2
2/25/2015	1	4713.043	2015	2
2/25/2015	2	4708.245	2015	2
2/25/2015	3	4656.845	2015	2
2/25/2015	4	4717.746	2015	2
2/25/2015	5	4850.239	2015	2
2/25/2015	6	5213.735	2015	2
2/25/2015	7	5454.046	2015	2
2/25/2015	8	5337.747	2015	2
2/25/2015	9	5195.349	2015	2
2/25/2015	10	5038.554	2015	2
2/25/2015	11	4832.553	2015	2
2/25/2015	12	4701.849	2015	2
2/25/2015	13	4618.361	2015	2

Day	Hr	Total	Year	Month
2/25/2015	14	4573.46	2015	2
2/25/2015	15	4540.059	2015	2
2/25/2015	16	4568.358	2015	2
2/25/2015	17	4688.456	2015	2
2/25/2015	18	4879.64	2015	2
2/25/2015	19	5005.952	2015	2
2/25/2015	20	4953.149	2015	2
2/25/2015	21	4820.554	2015	2
2/25/2015	22	4636.848	2015	2
2/25/2015	23	4440.149	2015	2
2/26/2015	0	4355.142	2015	2
2/26/2015	1	4240.138	2015	2
2/26/2015	2	4261.948	2015	2
2/26/2015	3	4299.047	2015	2
2/26/2015	4	4346.347	2015	2
2/26/2015	5	4582.447	2015	2
2/26/2015	6	4982.846	2015	2
2/26/2015	7	5163.831	2015	2
2/26/2015	8	5123.747	2015	2
2/26/2015	9	5026.248	2015	2
2/26/2015	10	4937.749	2015	2
2/26/2015	11	4796.251	2015	2
2/26/2015	12	4637.658	2015	2
2/26/2015	13	4557.746	2015	2
2/26/2015	14	4490.051	2015	2
2/26/2015	15	4473.249	2015	2
2/26/2015	16	4581.047	2015	2
2/26/2015	17	4782.848	2015	2
2/26/2015	18	5040.047	2015	2
2/26/2015	19	5252.492	2015	2
2/26/2015	20	5261.234	2015	2
2/26/2015	21	5238.345	2015	2
2/26/2015	22	5106.045	2015	2
2/26/2015	23	4966.945	2015	2
2/27/2015	0	4865.844	2015	2
2/27/2015	1	4861.43	2015	2
2/27/2015	2	4882.541	2015	2
2/27/2015	3	4862.245	2015	2
2/27/2015	4	4974.644	2015	2
2/27/2015	5	5250.144	2015	2
2/27/2015	6	5697.636	2015	2
2/27/2015	7	5912.244	2015	2
2/27/2015	8	5832.745	2015	2
2/27/2015	9	5612.146	2015	2
2/27/2015	10	5420.246	2015	2
2/27/2015	11	5227.84	2015	2
2/27/2015	12	5123.338	2015	2
2/27/2015	13	4975.849	2015	2
2/27/2015	14	4834.149	2015	2
2/27/2015	15	4726.248	2015	2
2/27/2015	16	4672.649	2015	2
2/27/2015	17	4755.241	2015	2
2/27/2015	18	5071.237	2015	2
2/27/2015	19	5287.146	2015	2
2/27/2015	20	5320.045	2015	2
2/27/2015	21	5266.745	2015	2
2/27/2015	22	5130.645	2015	2
2/27/2015	23	5011.23	2015	2
2/28/2015	0	4911.842	2015	2
2/28/2015	1	4882.744	2015	2
2/28/2015	2	4820.716	2015	2
2/28/2015	3	4831.244	2015	2
2/28/2015	4	4838.035	2015	2
2/28/2015	5	4853.437	2015	2

Day	Hr	Total	Year	Month
2/28/2015	6	5027.145	2015	2
2/28/2015	7	5183.145	2015	2
2/28/2015	8	5202.445	2015	2
2/28/2015	9	5152.138	2015	2
2/28/2015	10	4960.236	2015	2
2/28/2015	11	4750.447	2015	2
2/28/2015	12	4496.82	2015	2
2/28/2015	13	4315.915	2015	2
2/28/2015	14	4153.416	2015	2
2/28/2015	15	4087.021	2015	2
2/28/2015	16	4096.737	2015	2
2/28/2015	17	4190.135	2015	2
2/28/2015	18	4385.636	2015	2
2/28/2015	19	4498.432	2015	2
2/28/2015	20	4454.436	2015	2
2/28/2015	21	4368.435	2015	2
2/28/2015	22	4215.536	2015	2
2/28/2015	23	4055.636	2015	2
3/1/2015	0	3967.833	2015	3
3/1/2015	1	3849.12	2015	3
3/1/2015	2	3866.923	2015	3
3/1/2015	3	3814.334	2015	3
3/1/2015	4	3837.935	2015	3
3/1/2015	5	3856.434	2015	3
3/1/2015	6	3922.134	2015	3
3/1/2015	7	4025.335	2015	3
3/1/2015	8	4114.937	2015	3
3/1/2015	9	4252.138	2015	3
3/1/2015	10	4263.637	2015	3
3/1/2015	11	4195.338	2015	3
3/1/2015	12	4121.339	2015	3
3/1/2015	13	4049.169	2015	3
3/1/2015	14	3982.742	2015	3
3/1/2015	15	3980.641	2015	3
3/1/2015	16	4065.753	2015	3
3/1/2015	17	4145.792	2015	3
3/1/2015	18	4318.582	2015	3
3/1/2015	19	4400.47	2015	3
3/1/2015	20	4390.87	2015	3
3/1/2015	21	4255.849	2015	3
3/1/2015	22	4127.988	2015	3
3/1/2015	23	3986.998	2015	3
3/2/2015	0	3898.716	2015	3
3/2/2015	1	3871.737	2015	3
3/2/2015	2	3890.836	2015	3
3/2/2015	3	3938.334	2015	3
3/2/2015	4	4048.333	2015	3
3/2/2015	5	4346.535	2015	3
3/2/2015	6	4825.432	2015	3
3/2/2015	7	5009.734	2015	3
3/2/2015	8	5020.036	2015	3
3/2/2015	9	4866.027	2015	3
3/2/2015	10	4771.024	2015	3
3/2/2015	11	4633.842	2015	3
3/2/2015	12	4509.944	2015	3
3/2/2015	13	4405.244	2015	3
3/2/2015	14	4255.444	2015	3
3/2/2015	15	4182.145	2015	3
3/2/2015	16	4169.149	2015	3
3/2/2015	17	4265.442	2015	3
3/2/2015	18	4556.123	2015	3
3/2/2015	19	4776.037	2015	3
3/2/2015	20	4760.038	2015	3
3/2/2015	21	4695.036	2015	3

Day	Hr	Total	Year	Month
3/2/2015	22	4567.537	2015	3
3/2/2015	23	4362.737	2015	3
3/3/2015	0	4260.236	2015	3
3/3/2015	1	4170.638	2015	3
3/3/2015	2	4067.537	2015	3
3/3/2015	3	4034.538	2015	3
3/3/2015	4	4072.637	2015	3
3/3/2015	5	4258.755	2015	3
3/3/2015	6	4643.256	2015	3
3/3/2015	7	4811.852	2015	3
3/3/2015	8	4762.34	2015	3
3/3/2015	9	4753.653	2015	3
3/3/2015	10	4728.56	2015	3
3/3/2015	11	4591.933	2015	3
3/3/2015	12	4485.335	2015	3
3/3/2015	13	4421.735	2015	3
3/3/2015	14	4328.836	2015	3
3/3/2015	15	4224.643	2015	3
3/3/2015	16	4138.638	2015	3
3/3/2015	17	4147.041	2015	3
3/3/2015	18	4230.24	2015	3
3/3/2015	19	4245.236	2015	3
3/3/2015	20	4210.933	2015	3
3/3/2015	21	4042.433	2015	3
3/3/2015	22	3848.23	2015	3
3/3/2015	23	3626.327	2015	3
3/4/2015	0	3438.727	2015	3
3/4/2015	1	3375.826	2015	3
3/4/2015	2	3340.527	2015	3
3/4/2015	3	3375.226	2015	3
3/4/2015	4	3390.726	2015	3
3/4/2015	5	3654.727	2015	3
3/4/2015	6	3973.126	2015	3
3/4/2015	7	4268.012	2015	3
3/4/2015	8	4331.411	2015	3
3/4/2015	9	4368.011	2015	3
3/4/2015	10	4433.51	2015	3
3/4/2015	11	4511.711	2015	3
3/4/2015	12	4513.764	2015	3
3/4/2015	13	4510.311	2015	3
3/4/2015	14	4549.81	2015	3
3/4/2015	15	4678.51	2015	3
3/4/2015	16	4609.624	2015	3
3/4/2015	17	4780.51	2015	3
3/4/2015	18	4889.278	2015	3
3/4/2015	19	4966.322	2015	3
3/4/2015	20	4896.308	2015	3
3/4/2015	21	4784.49	2015	3
3/4/2015	22	4634.109	2015	3
3/4/2015	23	4503.609	2015	3
3/5/2015	0	4446.408	2015	3
3/5/2015	1	4352.61	2015	3
3/5/2015	2	4331.608	2015	3
3/5/2015	3	4399.41	2015	3
3/5/2015	4	4460.808	2015	3
3/5/2015	5	4577.609	2015	3
3/5/2015	6	4763.009	2015	3
3/5/2015	7	4924.208	2015	3
3/5/2015	8	5031.509	2015	3
3/5/2015	9	5133.109	2015	3
3/5/2015	10	5112.909	2015	3
3/5/2015	11	5064.226	2015	3
3/5/2015	12	5067.228	2015	3
3/5/2015	13	4980.542	2015	3

Day	Hr	Total	Year	Month
3/5/2015	14	4883.439	2015	3
3/5/2015	15	4791.51	2015	3
3/5/2015	16	4692.421	2015	3
3/5/2015	17	4791.621	2015	3
3/5/2015	18	4998.222	2015	3
3/5/2015	19	5263.222	2015	3
3/5/2015	20	5310.823	2015	3
3/5/2015	21	5220.756	2015	3
3/5/2015	22	5125.122	2015	3
3/5/2015	23	5052.223	2015	3
3/6/2015	0	5017.924	2015	3
3/6/2015	1	5058.923	2015	3
3/6/2015	2	5092.323	2015	3
3/6/2015	3	5208.422	2015	3
3/6/2015	4	5309.523	2015	3
3/6/2015	5	5467.821	2015	3
3/6/2015	6	5768.855	2015	3
3/6/2015	7	5972.624	2015	3
3/6/2015	8	5878.323	2015	3
3/6/2015	9	5642.46	2015	3
3/6/2015	10	5491.951	2015	3
3/6/2015	11	5243.934	2015	3
3/6/2015	12	5027.535	2015	3
3/6/2015	13	4880.433	2015	3
3/6/2015	14	4786.733	2015	3
3/6/2015	15	4630.631	2015	3
3/6/2015	16	4593.828	2015	3
3/6/2015	17	4577.727	2015	3
3/6/2015	18	4842.611	2015	3
3/6/2015	19	5076.71	2015	3
3/6/2015	20	5087.931	2015	3
3/6/2015	21	5054.409	2015	3
3/6/2015	22	4927.82	2015	3
3/6/2015	23	4806.01	2015	3
3/7/2015	0	4720.41	2015	3
3/7/2015	1	4643.41	2015	3
3/7/2015	2	4657.71	2015	3
3/7/2015	3	4627.01	2015	3
3/7/2015	4	4658.01	2015	3
3/7/2015	5	4711.009	2015	3
3/7/2015	6	4839.31	2015	3
3/7/2015	7	4870.411	2015	3
3/7/2015	8	4810.478	2015	3
3/7/2015	9	4638.511	2015	3
3/7/2015	10	4520.511	2015	3
3/7/2015	11	4349.811	2015	3
3/7/2015	12	4215.311	2015	3
3/7/2015	13	4030.428	2015	3
3/7/2015	14	3892.228	2015	3
3/7/2015	15	3737.928	2015	3
3/7/2015	16	3676.628	2015	3
3/7/2015	17	3749.028	2015	3
3/7/2015	18	3922.128	2015	3
3/7/2015	19	4154.827	2015	3
3/7/2015	20	4171.627	2015	3
3/7/2015	21	4114.727	2015	3
3/7/2015	22	4016.727	2015	3
3/7/2015	23	3874.119	2015	3
3/8/2015	0	3766.411	2015	3
3/8/2015	1	3707.424	2015	3
3/8/2015	2	3699.626	2015	3
3/8/2015	3	3706.227	2015	3
3/8/2015	4	3771.115	2015	3
3/8/2015	5	3917.41	2015	3

Day	Hr	Total	Year	Month
3/8/2015	6	4043.017	2015	3
3/8/2015	7	4119.627	2015	3
3/8/2015	8	4100.017	2015	3
3/8/2015	9	3926.612	2015	3
3/8/2015	10	3769.732	2015	3
3/8/2015	11	3652.25	2015	3
3/8/2015	12	3524.35	2015	3
3/8/2015	13	3452.044	2015	3
3/8/2015	14	3375.837	2015	3
3/8/2015	15	3349.154	2015	3
3/8/2015	16	3390.053	2015	3
3/8/2015	17	3486.349	2015	3
3/8/2015	18	3660.948	2015	3
3/8/2015	19	3876.846	2015	3
3/8/2015	20	3797.243	2015	3
3/8/2015	21	3705.631	2015	3
3/8/2015	22	3502.547	2015	3
3/8/2015	23	3438.946	2015	3
3/9/2015	0	3348.346	2015	3
3/9/2015	1	3330.246	2015	3
3/9/2015	2	3357.937	2015	3
3/9/2015	3	3429.408	2015	3
3/9/2015	4	3713.446	2015	3
3/9/2015	5	4159.494	2015	3
3/9/2015	6	4444.846	2015	3
3/9/2015	7	4462.897	2015	3
3/9/2015	8	4433.645	2015	3
3/9/2015	9	4370.247	2015	3
3/9/2015	10	4278.548	2015	3
3/9/2015	11	4156.049	2015	3
3/9/2015	12	4034.641	2015	3
3/9/2015	13	3924.641	2015	3
3/9/2015	14	3903.65	2015	3
3/9/2015	15	3790.25	2015	3
3/9/2015	16	3772.949	2015	3
3/9/2015	17	3832.249	2015	3
3/9/2015	18	3948.642	2015	3
3/9/2015	19	4107.836	2015	3
3/9/2015	20	4019.347	2015	3
3/9/2015	21	3771.046	2015	3
3/9/2015	22	3661.547	2015	3
3/9/2015	23	3419.146	2015	3
3/10/2015	0	3405.03	2015	3
3/10/2015	1	3246.247	2015	3
3/10/2015	2	3300.046	2015	3
3/10/2015	3	3293.746	2015	3
3/10/2015	4	3516.647	2015	3
3/10/2015	5	3904.733	2015	3
3/10/2015	6	4185.841	2015	3
3/10/2015	7	4207.347	2015	3
3/10/2015	8	4209.047	2015	3
3/10/2015	9	4223.546	2015	3
3/10/2015	10	4230.338	2015	3
3/10/2015	11	4248.743	2015	3
3/10/2015	12	4179.153	2015	3
3/10/2015	13	4160.258	2015	3
3/10/2015	14	4112.06	2015	3
3/10/2015	15	4054.364	2015	3
3/10/2015	16	4012.164	2015	3
3/10/2015	17	4029.765	2015	3
3/10/2015	18	4063.358	2015	3
3/10/2015	19	4106.153	2015	3
3/10/2015	20	3998.061	2015	3
3/10/2015	21	3771.263	2015	3

Day	Hr	Total	Year	Month
3/10/2015	22	3517.764	2015	3
3/10/2015	23	3331.461	2015	3
3/11/2015	0	3219.962	2015	3
3/11/2015	1	3143.463	2015	3
3/11/2015	2	3118.664	2015	3
3/11/2015	3	3147.752	2015	3
3/11/2015	4	3296.356	2015	3
3/11/2015	5	3745.662	2015	3
3/11/2015	6	3983.662	2015	3
3/11/2015	7	4008.463	2015	3
3/11/2015	8	4050.863	2015	3
3/11/2015	9	4082.863	2015	3
3/11/2015	10	4018.865	2015	3
3/11/2015	11	3944.066	2015	3
3/11/2015	12	3866.449	2015	3
3/11/2015	13	3853.966	2015	3
3/11/2015	14	3769.066	2015	3
3/11/2015	15	3706.466	2015	3
3/11/2015	16	3639.167	2015	3
3/11/2015	17	3662.565	2015	3
3/11/2015	18	3702.269	2015	3
3/11/2015	19	3924.762	2015	3
3/11/2015	20	3869.266	2015	3
3/11/2015	21	3643.895	2015	3
3/11/2015	22	3480.715	2015	3
3/11/2015	23	3286.062	2015	3
3/12/2015	0	3235.764	2015	3
3/12/2015	1	3192.562	2015	3
3/12/2015	2	3159.162	2015	3
3/12/2015	3	3225.363	2015	3
3/12/2015	4	3423.052	2015	3
3/12/2015	5	3905.559	2015	3
3/12/2015	6	4186.66	2015	3
3/12/2015	7	4215.547	2015	3
3/12/2015	8	4105.758	2015	3
3/12/2015	9	4124.163	2015	3
3/12/2015	10	4025.064	2015	3
3/12/2015	11	3975.466	2015	3
3/12/2015	12	3871.163	2015	3
3/12/2015	13	3797.264	2015	3
3/12/2015	14	3738.066	2015	3
3/12/2015	15	3588.765	2015	3
3/12/2015	16	3599.967	2015	3
3/12/2015	17	3597.255	2015	3
3/12/2015	18	3696.257	2015	3
3/12/2015	19	3884.466	2015	3
3/12/2015	20	3809.364	2015	3
3/12/2015	21	3654.765	2015	3
3/12/2015	22	3391.461	2015	3
3/12/2015	23	3199.663	2015	3
3/13/2015	0	3076.165	2015	3
3/13/2015	1	3035.161	2015	3
3/13/2015	2	2995.564	2015	3
3/13/2015	3	2994.652	2015	3
3/13/2015	4	3174.855	2015	3
3/13/2015	5	3598.063	2015	3
3/13/2015	6	3877.563	2015	3
3/13/2015	7	3916.861	2015	3
3/13/2015	8	3976.065	2015	3
3/13/2015	9	4026.862	2015	3
3/13/2015	10	4034.765	2015	3
3/13/2015	11	4053.562	2015	3
3/13/2015	12	4028.059	2015	3
3/13/2015	13	3942.548	2015	3

Day	Hr	Total	Year	Month
3/13/2015	14	3942.462	2015	3
3/13/2015	15	3904.461	2015	3
3/13/2015	16	3867.261	2015	3
3/13/2015	17	3875.264	2015	3
3/13/2015	18	3870.06	2015	3
3/13/2015	19	3911.559	2015	3
3/13/2015	20	3836.964	2015	3
3/13/2015	21	3652.753	2015	3
3/13/2015	22	3511.148	2015	3
3/13/2015	23	3278.564	2015	3
3/14/2015	0	3144.759	2015	3
3/14/2015	1	3046.759	2015	3
3/14/2015	2	3015.861	2015	3
3/14/2015	3	3012.862	2015	3
3/14/2015	4	3025.35	2015	3
3/14/2015	5	3182.451	2015	3
3/14/2015	6	3256.363	2015	3
3/14/2015	7	3415.963	2015	3
3/14/2015	8	3500.761	2015	3
3/14/2015	9	3581.163	2015	3
3/14/2015	10	3582.961	2015	3
3/14/2015	11	3573.762	2015	3
3/14/2015	12	3471.163	2015	3
3/14/2015	13	3404.56	2015	3
3/14/2015	14	3359.366	2015	3
3/14/2015	15	3331.456	2015	3
3/14/2015	16	3297.455	2015	3
3/14/2015	17	3262.166	2015	3
3/14/2015	18	3341.663	2015	3
3/14/2015	19	3424.164	2015	3
3/14/2015	20	3412.661	2015	3
3/14/2015	21	3293.16	2015	3
3/14/2015	22	3144.362	2015	3
3/14/2015	23	3013.863	2015	3
3/15/2015	0	2923.961	2015	3
3/15/2015	1	2869.149	2015	3
3/15/2015	2	2871.758	2015	3
3/15/2015	3	2937.964	2015	3
3/15/2015	4	3032.963	2015	3
3/15/2015	5	3161.662	2015	3
3/15/2015	6	3323.162	2015	3
3/15/2015	7	3413.864	2015	3
3/15/2015	8	3441.063	2015	3
3/15/2015	9	3361.959	2015	3
3/15/2015	10	3293.551	2015	3
3/15/2015	11	3251.364	2015	3
3/15/2015	12	3180.668	2015	3
3/15/2015	13	3114.067	2015	3
3/15/2015	14	3059.068	2015	3
3/15/2015	15	3074.969	2015	3
3/15/2015	16	3105.467	2015	3
3/15/2015	17	3127.466	2015	3
3/15/2015	18	3220.062	2015	3
3/15/2015	19	3487.355	2015	3
3/15/2015	20	3371.137	2015	3
3/15/2015	21	3281.949	2015	3
3/15/2015	22	3039.549	2015	3
3/15/2015	23	2955.451	2015	3
3/16/2015	0	2888.248	2015	3
3/16/2015	1	2886.149	2015	3
3/16/2015	2	2907.84	2015	3
3/16/2015	3	2967.841	2015	3
3/16/2015	4	3170.047	2015	3
3/16/2015	5	3645.847	2015	3

Day	Hr	Total	Year	Month
3/16/2015	6	4014.048	2015	3
3/16/2015	7	3940.647	2015	3
3/16/2015	8	3888.234	2015	3
3/16/2015	9	3904.056	2015	3
3/16/2015	10	3822.27	2015	3
3/16/2015	11	3722.67	2015	3
3/16/2015	12	3707	2015	3
3/16/2015	13	3753.866	2015	3
3/16/2015	14	3727.368	2015	3
3/16/2015	15	3613.568	2015	3
3/16/2015	16	3559.322	2015	3
3/16/2015	17	3487.967	2015	3
3/16/2015	18	3565.366	2015	3
3/16/2015	19	3830.566	2015	3
3/16/2015	20	3736.75	2015	3
3/16/2015	21	3493.662	2015	3
3/16/2015	22	3278.267	2015	3
3/16/2015	23	3059.447	2015	3
3/17/2015	0	2997.367	2015	3
3/17/2015	1	2899.063	2015	3
3/17/2015	2	2810.967	2015	3
3/17/2015	3	2802.366	2015	3
3/17/2015	4	3002.665	2015	3
3/17/2015	5	3425.864	2015	3
3/17/2015	6	3731.262	2015	3
3/17/2015	7	3801.85	2015	3
3/17/2015	8	3806.479	2015	3
3/17/2015	9	3847.468	2015	3
3/17/2015	10	3785.068	2015	3
3/17/2015	11	3821.671	2015	3
3/17/2015	12	3756.569	2015	3
3/17/2015	13	3687.67	2015	3
3/17/2015	14	3620.669	2015	3
3/17/2015	15	3527.968	2015	3
3/17/2015	16	3564.067	2015	3
3/17/2015	17	3536.354	2015	3
3/17/2015	18	3569.766	2015	3
3/17/2015	19	3789.065	2015	3
3/17/2015	20	3733.664	2015	3
3/17/2015	21	3586.461	2015	3
3/17/2015	22	3468.059	2015	3
3/17/2015	23	3366.958	2015	3
3/18/2015	0	3251.453	2015	3
3/18/2015	1	3292.252	2015	3
3/18/2015	2	3324.447	2015	3
3/18/2015	3	3382.439	2015	3
3/18/2015	4	3666.757	2015	3
3/18/2015	5	4195.252	2015	3
3/18/2015	6	4472.954	2015	3
3/18/2015	7	4435.757	2015	3
3/18/2015	8	4372.956	2015	3
3/18/2015	9	4349.353	2015	3
3/18/2015	10	4267.548	2015	3
3/18/2015	11	4211.267	2015	3
3/18/2015	12	4118.845	2015	3
3/18/2015	13	4032.943	2015	3
3/18/2015	14	3908.042	2015	3
3/18/2015	15	3869.142	2015	3
3/18/2015	16	3894.639	2015	3
3/18/2015	17	3964.837	2015	3
3/18/2015	18	3998.536	2015	3
3/18/2015	19	4224.736	2015	3
3/18/2015	20	4065.834	2015	3
3/18/2015	21	3950.235	2015	3

Day	Hr	Total	Year	Month
3/18/2015	22	3679.131	2015	3
3/18/2015	23	3525.231	2015	3
3/19/2015	0	3460.928	2015	3
3/19/2015	1	3323.727	2015	3
3/19/2015	2	3301.027	2015	3
3/19/2015	3	3407.227	2015	3
3/19/2015	4	3585.927	2015	3
3/19/2015	5	3976.026	2015	3
3/19/2015	6	4323.226	2015	3
3/19/2015	7	4358.439	2015	3
3/19/2015	8	4291.927	2015	3
3/19/2015	9	4341.119	2015	3
3/19/2015	10	4248.308	2015	3
3/19/2015	11	4270.226	2015	3
3/19/2015	12	4184.425	2015	3
3/19/2015	13	4137.827	2015	3
3/19/2015	14	4053.527	2015	3
3/19/2015	15	4066.226	2015	3
3/19/2015	16	4047.826	2015	3
3/19/2015	17	4043.925	2015	3
3/19/2015	18	4115.925	2015	3
3/19/2015	19	4246.123	2015	3
3/19/2015	20	4114.315	2015	3
3/19/2015	21	3873.908	2015	3
3/19/2015	22	3699.424	2015	3
3/19/2015	23	3490.124	2015	3
3/20/2015	0	3357.624	2015	3
3/20/2015	1	3260.125	2015	3
3/20/2015	2	3191.624	2015	3
3/20/2015	3	3245.624	2015	3
3/20/2015	4	3410.224	2015	3
3/20/2015	5	3812.011	2015	3
3/20/2015	6	4091.116	2015	3
3/20/2015	7	4114.625	2015	3
3/20/2015	8	4107.625	2015	3
3/20/2015	9	4098.225	2015	3
3/20/2015	10	4123.225	2015	3
3/20/2015	11	4067.427	2015	3
3/20/2015	12	4024.941	2015	3
3/20/2015	13	3969.841	2015	3
3/20/2015	14	3938.23	2015	3
3/20/2015	15	3847.842	2015	3
3/20/2015	16	3878.746	2015	3
3/20/2015	17	3848.745	2015	3
3/20/2015	18	3874.645	2015	3
3/20/2015	19	3977.143	2015	3
3/20/2015	20	3871.843	2015	3
3/20/2015	21	3686.539	2015	3
3/20/2015	22	3495.728	2015	3
3/20/2015	23	3305.143	2015	3
3/21/2015	0	3200.844	2015	3
3/21/2015	1	3177.843	2015	3
3/21/2015	2	3130.244	2015	3
3/21/2015	3	3133.639	2015	3
3/21/2015	4	3166.329	2015	3
3/21/2015	5	3311.244	2015	3
3/21/2015	6	3480.943	2015	3
3/21/2015	7	3604.245	2015	3
3/21/2015	8	3595.945	2015	3
3/21/2015	9	3551.137	2015	3
3/21/2015	10	3480.647	2015	3
3/21/2015	11	3379.56	2015	3
3/21/2015	12	3281.865	2015	3
3/21/2015	13	3214.964	2015	3

Day	Hr	Total	Year	Month
3/21/2015	14	3102.166	2015	3
3/21/2015	15	3036.966	2015	3
3/21/2015	16	3078.866	2015	3
3/21/2015	17	3083.866	2015	3
3/21/2015	18	3118.364	2015	3
3/21/2015	19	3300.552	2015	3
3/21/2015	20	3267.947	2015	3
3/21/2015	21	3168.552	2015	3
3/21/2015	22	3021.551	2015	3
3/21/2015	23	2867.349	2015	3
3/22/2015	0	2762.448	2015	3
3/22/2015	1	2716.548	2015	3
3/22/2015	2	2722.739	2015	3
3/22/2015	3	2766.937	2015	3
3/22/2015	4	2859.846	2015	3
3/22/2015	5	2940.946	2015	3
3/22/2015	6	3066.347	2015	3
3/22/2015	7	3248.547	2015	3
3/22/2015	8	3386.734	2015	3
3/22/2015	9	3379.013	2015	3
3/22/2015	10	3299.06	2015	3
3/22/2015	11	3273.072	2015	3
3/22/2015	12	3231.821	2015	3
3/22/2015	13	3111.203	2015	3
3/22/2015	14	3132.882	2015	3
3/22/2015	15	3077.272	2015	3
3/22/2015	16	3197.492	2015	3
3/22/2015	17	3182.49	2015	3
3/22/2015	18	3266.037	2015	3
3/22/2015	19	3584.999	2015	3
3/22/2015	20	3558.368	2015	3
3/22/2015	21	3412.938	2015	3
3/22/2015	22	3243.364	2015	3
3/22/2015	23	3120.961	2015	3
3/23/2015	0	3066.963	2015	3
3/23/2015	1	3081.876	2015	3
3/23/2015	2	3118.096	2015	3
3/23/2015	3	3256.125	2015	3
3/23/2015	4	3531.377	2015	3
3/23/2015	5	4008.687	2015	3
3/23/2015	6	4309.077	2015	3
3/23/2015	7	4304.506	2015	3
3/23/2015	8	4223.685	2015	3
3/23/2015	9	4134.784	2015	3
3/23/2015	10	4017.842	2015	3
3/23/2015	11	3936.652	2015	3
3/23/2015	12	3887.957	2015	3
3/23/2015	13	3798.363	2015	3
3/23/2015	14	3720.064	2015	3
3/23/2015	15	3613.764	2015	3
3/23/2015	16	3603.211	2015	3
3/23/2015	17	3624.149	2015	3
3/23/2015	18	3684.351	2015	3
3/23/2015	19	3844.05	2015	3
3/23/2015	20	3816.147	2015	3
3/23/2015	21	3613.146	2015	3
3/23/2015	22	3402.946	2015	3
3/23/2015	23	3302.634	2015	3
3/24/2015	0	3216.339	2015	3
3/24/2015	1	3184.446	2015	3
3/24/2015	2	3203.146	2015	3
3/24/2015	3	3286.345	2015	3
3/24/2015	4	3545.331	2015	3
3/24/2015	5	4013.042	2015	3

Day	Hr	Total	Year	Month
3/24/2015	6	4342.746	2015	3
3/24/2015	7	4325.746	2015	3
3/24/2015	8	4238.238	2015	3
3/24/2015	9	4167.637	2015	3
3/24/2015	10	4120.546	2015	3
3/24/2015	11	4083.447	2015	3
3/24/2015	12	3998.046	2015	3
3/24/2015	13	3950.338	2015	3
3/24/2015	14	3895.438	2015	3
3/24/2015	15	3850.647	2015	3
3/24/2015	16	3844.587	2015	3
3/24/2015	17	3894.347	2015	3
3/24/2015	18	3997.653	2015	3
3/24/2015	19	4101.472	2015	3
3/24/2015	20	3957.497	2015	3
3/24/2015	21	3740.496	2015	3
3/24/2015	22	3483.585	2015	3
3/24/2015	23	3340.984	2015	3
3/25/2015	0	3206.404	2015	3
3/25/2015	1	3219.356	2015	3
3/25/2015	2	3158.496	2015	3
3/25/2015	3	3134.816	2015	3
3/25/2015	4	3284.427	2015	3
3/25/2015	5	3678.071	2015	3
3/25/2015	6	3873.03	2015	3
3/25/2015	7	3807.244	2015	3
3/25/2015	8	3788.815	2015	3
3/25/2015	9	3754.012	2015	3
3/25/2015	10	3722.713	2015	3
3/25/2015	11	3705.645	2015	3
3/25/2015	12	3676.105	2015	3
3/25/2015	13	3645.515	2015	3
3/25/2015	14	3620.165	2015	3
3/25/2015	15	3583.017	2015	3
3/25/2015	16	3546.295	2015	3
3/25/2015	17	3538.139	2015	3
3/25/2015	18	3537.363	2015	3
3/25/2015	19	3739.262	2015	3
3/25/2015	20	3662.562	2015	3
3/25/2015	21	3414.96	2015	3
3/25/2015	22	3188.353	2015	3
3/25/2015	23	2995.654	2015	3
3/26/2015	0	2863.752	2015	3
3/26/2015	1	2759.247	2015	3
3/26/2015	2	2712.138	2015	3
3/26/2015	3	2766.848	2015	3
3/26/2015	4	2931.649	2015	3
3/26/2015	5	3327.948	2015	3
3/26/2015	6	3649.346	2015	3
3/26/2015	7	3673.946	2015	3
3/26/2015	8	3750.614	2015	3
3/26/2015	9	3810.082	2015	3
3/26/2015	10	3812.518	2015	3
3/26/2015	11	3839.177	2015	3
3/26/2015	12	3847.797	2015	3
3/26/2015	13	3833.978	2015	3
3/26/2015	14	3822.591	2015	3
3/26/2015	15	3795.946	2015	3
3/26/2015	16	3838.786	2015	3
3/26/2015	17	3884.845	2015	3
3/26/2015	18	3944.202	2015	3
3/26/2015	19	4058.748	2015	3
3/26/2015	20	3963.336	2015	3
3/26/2015	21	3787.546	2015	3

Day	Hr	Total	Year	Month
3/26/2015	22	3614.545	2015	3
3/26/2015	23	3484.646	2015	3
3/27/2015	0	3353.927	2015	3
3/27/2015	1	3325.662	2015	3
3/27/2015	2	3338.371	2015	3
3/27/2015	3	3401.036	2015	3
3/27/2015	4	3594.775	2015	3
3/27/2015	5	4026.199	2015	3
3/27/2015	6	4332.78	2015	3
3/27/2015	7	4349.346	2015	3
3/27/2015	8	4316.647	2015	3
3/27/2015	9	4252.336	2015	3
3/27/2015	10	4175.24	2015	3
3/27/2015	11	4099.247	2015	3
3/27/2015	12	4107.846	2015	3
3/27/2015	13	4090.546	2015	3
3/27/2015	14	4086.735	2015	3
3/27/2015	15	4106.181	2015	3
3/27/2015	16	4116.047	2015	3
3/27/2015	17	4144.646	2015	3
3/27/2015	18	4253.642	2015	3
3/27/2015	19	4413.133	2015	3
3/27/2015	20	4310.945	2015	3
3/27/2015	21	4203.945	2015	3
3/27/2015	22	4111.744	2015	3
3/27/2015	23	3971.229	2015	3
3/28/2015	0	3920.946	2015	3
3/28/2015	1	3904.745	2015	3
3/28/2015	2	3904.338	2015	3
3/28/2015	3	3981.433	2015	3
3/28/2015	4	4102.744	2015	3
3/28/2015	5	4240.945	2015	3
3/28/2015	6	4426.23	2015	3
3/28/2015	7	4515.641	2015	3
3/28/2015	8	4460.844	2015	3
3/28/2015	9	4358.641	2015	3
3/28/2015	10	4199.564	2015	3
3/28/2015	11	4042.718	2015	3
3/28/2015	12	3912.245	2015	3
3/28/2015	13	3742.644	2015	3
3/28/2015	14	3617.645	2015	3
3/28/2015	15	3566.846	2015	3
3/28/2015	16	3506.548	2015	3
3/28/2015	17	3510.847	2015	3
3/28/2015	18	3628.443	2015	3
3/28/2015	19	3939.732	2015	3
3/28/2015	20	3972.245	2015	3
3/28/2015	21	3908.646	2015	3
3/28/2015	22	3860.741	2015	3
3/28/2015	23	3770.131	2015	3
3/29/2015	0	3726.546	2015	3
3/29/2015	1	3743.343	2015	3
3/29/2015	2	3808.532	2015	3
3/29/2015	3	3864.735	2015	3
3/29/2015	4	3929.042	2015	3
3/29/2015	5	4083.039	2015	3
3/29/2015	6	4199.328	2015	3
3/29/2015	7	4257.643	2015	3
3/29/2015	8	4150.914	2015	3
3/29/2015	9	3903.343	2015	3
3/29/2015	10	3711.729	2015	3
3/29/2015	11	3565.544	2015	3
3/29/2015	12	3479.045	2015	3
3/29/2015	13	3410.547	2015	3

Day	Hr	Total	Year	Month
3/29/2015	14	3232.949	2015	3
3/29/2015	15	3235.539	2015	3
3/29/2015	16	3256.742	2015	3
3/29/2015	17	3246.648	2015	3
3/29/2015	18	3383.947	2015	3
3/29/2015	19	3625.346	2015	3
3/29/2015	20	3500.646	2015	3
3/29/2015	21	3333.645	2015	3
3/29/2015	22	3208.429	2015	3
3/29/2015	23	3069.942	2015	3
3/30/2015	0	2961.245	2015	3
3/30/2015	1	2964.444	2015	3
3/30/2015	2	2988.344	2015	3
3/30/2015	3	3015.844	2015	3
3/30/2015	4	3200.531	2015	3
3/30/2015	5	3627.739	2015	3
3/30/2015	6	3881.744	2015	3
3/30/2015	7	3897.844	2015	3
3/30/2015	8	3875.545	2015	3
3/30/2015	9	3836.05	2015	3
3/30/2015	10	3895.546	2015	3
3/30/2015	11	3847.556	2015	3
3/30/2015	12	3747.459	2015	3
3/30/2015	13	3740.561	2015	3
3/30/2015	14	3637.463	2015	3
3/30/2015	15	3517.163	2015	3
3/30/2015	16	3454.862	2015	3
3/30/2015	17	3499.264	2015	3
3/30/2015	18	3566.259	2015	3
3/30/2015	19	3691.739	2015	3
3/30/2015	20	3664.951	2015	3
3/30/2015	21	3551.249	2015	3
3/30/2015	22	3337.648	2015	3
3/30/2015	23	3205.947	2015	3
3/31/2015	0	3107.845	2015	3
3/31/2015	1	3097.93	2015	3
3/31/2015	2	3137.646	2015	3
3/31/2015	3	3150.146	2015	3
3/31/2015	4	3385.546	2015	3
3/31/2015	5	3817.646	2015	3
3/31/2015	6	4047.762	2015	3
3/31/2015	7	4050.741	2015	3
3/31/2015	8	3984.65	2015	3
3/31/2015	9	3885.359	2015	3
3/31/2015	10	3800.763	2015	3
3/31/2015	11	3738.468	2015	3
3/31/2015	12	3781.967	2015	3
3/31/2015	13	3723.764	2015	3
3/31/2015	14	3690.065	2015	3
3/31/2015	15	3587.165	2015	3
3/31/2015	16	3507.064	2015	3
3/31/2015	17	3531.952	2015	3
3/31/2015	18	3538.259	2015	3
3/31/2015	19	3718.862	2015	3
3/31/2015	20	3707.059	2015	3
3/31/2015	21	3458.052	2015	3
3/31/2015	22	3188.951	2015	3
3/31/2015	23	2983.848	2015	3
4/1/2015	0	2987.047	2015	4
4/1/2015	1	2915.531	2015	4
4/1/2015	2	2917.347	2015	4
4/1/2015	3	2987.947	2015	4
4/1/2015	4	3198.945	2015	4
4/1/2015	5	3637.246	2015	4

Day	Hr	Total	Year	Month
4/1/2015	6	3949.537	2015	4
4/1/2015	7	3929.939	2015	4
4/1/2015	8	3841.859	2015	4
4/1/2015	9	3835.87	2015	4
4/1/2015	10	3730.87	2015	4
4/1/2015	11	3642.868	2015	4
4/1/2015	12	3665.566	2015	4
4/1/2015	13	3639.767	2015	4
4/1/2015	14	3623.767	2015	4
4/1/2015	15	3564.667	2015	4
4/1/2015	16	3505.266	2015	4
4/1/2015	17	3566.869	2015	4
4/1/2015	18	3525.35	2015	4
4/1/2015	19	3734.66	2015	4
4/1/2015	20	3691.869	2015	4
4/1/2015	21	3465.264	2015	4
4/1/2015	22	3254.2	2015	4
4/1/2015	23	3081.132	2015	4
4/2/2015	0	2950.762	2015	4
4/2/2015	1	2923.368	2015	4
4/2/2015	2	2890.564	2015	4
4/2/2015	3	2943.466	2015	4
4/2/2015	4	3078.054	2015	4
4/2/2015	5	3433.357	2015	4
4/2/2015	6	3643.363	2015	4
4/2/2015	7	3721.966	2015	4
4/2/2015	8	3721.16	2015	4
4/2/2015	9	3783.264	2015	4
4/2/2015	10	3836.261	2015	4
4/2/2015	11	3809.764	2015	4
4/2/2015	12	3800.964	2015	4
4/2/2015	13	3768.465	2015	4
4/2/2015	14	3738.299	2015	4
4/2/2015	15	3697.63	2015	4
4/2/2015	16	3672.252	2015	4
4/2/2015	17	3637.66	2015	4
4/2/2015	18	3650.764	2015	4
4/2/2015	19	3729.678	2015	4
4/2/2015	20	3650.662	2015	4
4/2/2015	21	3438.965	2015	4
4/2/2015	22	3186.159	2015	4
4/2/2015	23	2973.762	2015	4
4/3/2015	0	2843.265	2015	4
4/3/2015	1	2769.163	2015	4
4/3/2015	2	2762.454	2015	4
4/3/2015	3	2774.852	2015	4
4/3/2015	4	2857.065	2015	4
4/3/2015	5	3091.962	2015	4
4/3/2015	6	3319.866	2015	4
4/3/2015	7	3407.964	2015	4
4/3/2015	8	3525.067	2015	4
4/3/2015	9	3570.633	2015	4
4/3/2015	10	3619.666	2015	4
4/3/2015	11	3567.65	2015	4
4/3/2015	12	3565.959	2015	4
4/3/2015	13	3468.465	2015	4
4/3/2015	14	3499.964	2015	4
4/3/2015	15	3440.265	2015	4
4/3/2015	16	3403.663	2015	4
4/3/2015	17	3376.863	2015	4
4/3/2015	18	3360.166	2015	4
4/3/2015	19	3407.364	2015	4
4/3/2015	20	3356.059	2015	4
4/3/2015	21	3238.047	2015	4

Day	Hr	Total	Year	Month
4/3/2015	22	3080.064	2015	4
4/3/2015	23	2949.962	2015	4
4/4/2015	0	2836.663	2015	4
4/4/2015	1	2804.36	2015	4
4/4/2015	2	2805.561	2015	4
4/4/2015	3	2784.059	2015	4
4/4/2015	4	2926.959	2015	4
4/4/2015	5	3087.155	2015	4
4/4/2015	6	3226.843	2015	4
4/4/2015	7	3383.263	2015	4
4/4/2015	8	3473.165	2015	4
4/4/2015	9	3418.166	2015	4
4/4/2015	10	3372.064	2015	4
4/4/2015	11	3289.966	2015	4
4/4/2015	12	3201.165	2015	4
4/4/2015	13	3111.065	2015	4
4/4/2015	14	3085.16	2015	4
4/4/2015	15	3013.155	2015	4
4/4/2015	16	3018.065	2015	4
4/4/2015	17	2952.865	2015	4
4/4/2015	18	3034.665	2015	4
4/4/2015	19	3252.262	2015	4
4/4/2015	20	3213.666	2015	4
4/4/2015	21	3180.265	2015	4
4/4/2015	22	3119.465	2015	4
4/4/2015	23	3019.562	2015	4
4/5/2015	0	2989.347	2015	4
4/5/2015	1	2953.463	2015	4
4/5/2015	2	2964.661	2015	4
4/5/2015	3	3023.861	2015	4
4/5/2015	4	3098.36	2015	4
4/5/2015	5	3289.358	2015	4
4/5/2015	6	3381.86	2015	4
4/5/2015	7	3497.764	2015	4
4/5/2015	8	3433.758	2015	4
4/5/2015	9	3299.355	2015	4
4/5/2015	10	3130.262	2015	4
4/5/2015	11	3058.664	2015	4
4/5/2015	12	2977.965	2015	4
4/5/2015	13	2899.466	2015	4
4/5/2015	14	2824.965	2015	4
4/5/2015	15	2771.966	2015	4
4/5/2015	16	2828.465	2015	4
4/5/2015	17	2865.264	2015	4
4/5/2015	18	2930.259	2015	4
4/5/2015	19	3194.453	2015	4
4/5/2015	20	3165.064	2015	4
4/5/2015	21	2997.164	2015	4
4/5/2015	22	2915.465	2015	4
4/5/2015	23	2777.166	2015	4
4/6/2015	0	2729.762	2015	4
4/6/2015	1	2736.763	2015	4
4/6/2015	2	2664.463	2015	4
4/6/2015	3	2838.662	2015	4
4/6/2015	4	3032.682	2015	4
4/6/2015	5	3384.927	2015	4
4/6/2015	6	3598.562	2015	4
4/6/2015	7	3713.965	2015	4
4/6/2015	8	3767.563	2015	4
4/6/2015	9	3750.459	2015	4
4/6/2015	10	3684.362	2015	4
4/6/2015	11	3750.864	2015	4
4/6/2015	12	3714.884	2015	4
4/6/2015	13	3702.166	2015	4

Day	Hr	Total	Year	Month
4/6/2015	14	3634.264	2015	4
4/6/2015	15	3549.155	2015	4
4/6/2015	16	3576.158	2015	4
4/6/2015	17	3593.767	2015	4
4/6/2015	18	3572.764	2015	4
4/6/2015	19	3699.463	2015	4
4/6/2015	20	3665.161	2015	4
4/6/2015	21	3452.767	2015	4
4/6/2015	22	3239.461	2015	4
4/6/2015	23	3076.167	2015	4
4/7/2015	0	2944.462	2015	4
4/7/2015	1	2856.164	2015	4
4/7/2015	2	2816.2	2015	4
4/7/2015	3	2800.09	2015	4
4/7/2015	4	2961.543	2015	4
4/7/2015	5	3269.802	2015	4
4/7/2015	6	3569.685	2015	4
4/7/2015	7	3671.353	2015	4
4/7/2015	8	3733.106	2015	4
4/7/2015	9	3785.577	2015	4
4/7/2015	10	3824.792	2015	4
4/7/2015	11	3830.205	2015	4
4/7/2015	12	3821.991	2015	4
4/7/2015	13	3825.571	2015	4
4/7/2015	14	3802.056	2015	4
4/7/2015	15	3725.273	2015	4
4/7/2015	16	3730.606	2015	4
4/7/2015	17	3741.958	2015	4
4/7/2015	18	3633.664	2015	4
4/7/2015	19	3756.468	2015	4
4/7/2015	20	3665.265	2015	4
4/7/2015	21	3409.064	2015	4
4/7/2015	22	3225.364	2015	4
4/7/2015	23	3070.168	2015	4
4/8/2015	0	2995.663	2015	4
4/8/2015	1	2903.36	2015	4
4/8/2015	2	2841.55	2015	4
4/8/2015	3	2881.567	2015	4
4/8/2015	4	3040.263	2015	4
4/8/2015	5	3340.563	2015	4
4/8/2015	6	3529.268	2015	4
4/8/2015	7	3608.463	2015	4
4/8/2015	8	3682.064	2015	4
4/8/2015	9	3744.665	2015	4
4/8/2015	10	3783.065	2015	4
4/8/2015	11	3918.566	2015	4
4/8/2015	12	3976.371	2015	4
4/8/2015	13	4009.169	2015	4
4/8/2015	14	4011.47	2015	4
4/8/2015	15	3953.268	2015	4
4/8/2015	16	3971.165	2015	4
4/8/2015	17	3965.735	2015	4
4/8/2015	18	3897.587	2015	4
4/8/2015	19	3941.465	2015	4
4/8/2015	20	3768.065	2015	4
4/8/2015	21	3599.764	2015	4
4/8/2015	22	3366.166	2015	4
4/8/2015	23	3175.065	2015	4
4/9/2015	0	3003.265	2015	4
4/9/2015	1	2920.165	2015	4
4/9/2015	2	2896.766	2015	4
4/9/2015	3	2905.665	2015	4
4/9/2015	4	3047.965	2015	4
4/9/2015	5	3366.165	2015	4

Day	Hr	Total	Year	Month
4/9/2015	6	3545.365	2015	4
4/9/2015	7	3676.067	2015	4
4/9/2015	8	3786.453	2015	4
4/9/2015	9	3932.757	2015	4
4/9/2015	10	3964.466	2015	4
4/9/2015	11	4091.567	2015	4
4/9/2015	12	4123.666	2015	4
4/9/2015	13	4196.069	2015	4
4/9/2015	14	4240.472	2015	4
4/9/2015	15	4210.769	2015	4
4/9/2015	16	4154.868	2015	4
4/9/2015	17	4186.267	2015	4
4/9/2015	18	4086.166	2015	4
4/9/2015	19	4145.665	2015	4
4/9/2015	20	4145.664	2015	4
4/9/2015	21	3901.564	2015	4
4/9/2015	22	3628.666	2015	4
4/9/2015	23	3369.365	2015	4
4/10/2015	0	3240.864	2015	4
4/10/2015	1	3116.964	2015	4
4/10/2015	2	2937.85	2015	4
4/10/2015	3	2967.95	2015	4
4/10/2015	4	3055.254	2015	4
4/10/2015	5	3332.064	2015	4
4/10/2015	6	3527.968	2015	4
4/10/2015	7	3603.066	2015	4
4/10/2015	8	3608.867	2015	4
4/10/2015	9	3723.984	2015	4
4/10/2015	10	3703.764	2015	4
4/10/2015	11	3709.465	2015	4
4/10/2015	12	3695.366	2015	4
4/10/2015	13	3692.567	2015	4
4/10/2015	14	3679.06	2015	4
4/10/2015	15	3565.621	2015	4
4/10/2015	16	3469.567	2015	4
4/10/2015	17	3399.267	2015	4
4/10/2015	18	3376.099	2015	4
4/10/2015	19	3413.231	2015	4
4/10/2015	20	3398.83	2015	4
4/10/2015	21	3292.63	2015	4
4/10/2015	22	3119.767	2015	4
4/10/2015	23	2921.263	2015	4
4/11/2015	0	2826.063	2015	4
4/11/2015	1	2803.265	2015	4
4/11/2015	2	2728.249	2015	4
4/11/2015	3	2712.665	2015	4
4/11/2015	4	2819.6	2015	4
4/11/2015	5	3010.531	2015	4
4/11/2015	6	3092.466	2015	4
4/11/2015	7	3256.714	2015	4
4/11/2015	8	3289.969	2015	4
4/11/2015	9	3303.468	2015	4
4/11/2015	10	3314.866	2015	4
4/11/2015	11	3243.667	2015	4
4/11/2015	12	3218.357	2015	4
4/11/2015	13	3174.758	2015	4
4/11/2015	14	3164.368	2015	4
4/11/2015	15	3177.767	2015	4
4/11/2015	16	3219.667	2015	4
4/11/2015	17	3176.566	2015	4
4/11/2015	18	3164.466	2015	4
4/11/2015	19	3283.366	2015	4
4/11/2015	20	3260.163	2015	4
4/11/2015	21	3141.466	2015	4

Day	Hr	Total	Year	Month
4/11/2015	22	2982.364	2015	4
4/11/2015	23	2799.768	2015	4
4/12/2015	0	2704.855	2015	4
4/12/2015	1	2656.057	2015	4
4/12/2015	2	2664.365	2015	4
4/12/2015	3	2679.664	2015	4
4/12/2015	4	2707.564	2015	4
4/12/2015	5	2806.863	2015	4
4/12/2015	6	2882.766	2015	4
4/12/2015	7	3046.367	2015	4
4/12/2015	8	3076.365	2015	4
4/12/2015	9	3103.331	2015	4
4/12/2015	10	3056.213	2015	4
4/12/2015	11	3069.659	2015	4
4/12/2015	12	3125.456	2015	4
4/12/2015	13	3105.368	2015	4
4/12/2015	14	3149.769	2015	4
4/12/2015	15	3233.869	2015	4
4/12/2015	16	3325.667	2015	4
4/12/2015	17	3326.467	2015	4
4/12/2015	18	3347.42	2015	4
4/12/2015	19	3500.665	2015	4
4/12/2015	20	3487.667	2015	4
4/12/2015	21	3240.063	2015	4
4/12/2015	22	2941.967	2015	4
4/12/2015	23	2798.528	2015	4
4/13/2015	0	2657.082	2015	4
4/13/2015	1	2620.366	2015	4
4/13/2015	2	2587.961	2015	4
4/13/2015	3	2616.166	2015	4
4/13/2015	4	2807.364	2015	4
4/13/2015	5	3205.663	2015	4
4/13/2015	6	3437.766	2015	4
4/13/2015	7	3603.165	2015	4
4/13/2015	8	3712.032	2015	4
4/13/2015	9	3796.466	2015	4
4/13/2015	10	3901.467	2015	4
4/13/2015	11	3990.299	2015	4
4/13/2015	12	4042.37	2015	4
4/13/2015	13	4101.669	2015	4
4/13/2015	14	4101.469	2015	4
4/13/2015	15	4023.167	2015	4
4/13/2015	16	4077.866	2015	4
4/13/2015	17	4003.682	2015	4
4/13/2015	18	4014.229	2015	4
4/13/2015	19	4057.699	2015	4
4/13/2015	20	3957.198	2015	4
4/13/2015	21	3682.964	2015	4
4/13/2015	22	3382.466	2015	4
4/13/2015	23	3177.966	2015	4
4/14/2015	0	3072.432	2015	4
4/14/2015	1	2827.632	2015	4
4/14/2015	2	2851.867	2015	4
4/14/2015	3	2822.365	2015	4
4/14/2015	4	3038.466	2015	4
4/14/2015	5	3417.262	2015	4
4/14/2015	6	3641.149	2015	4
4/14/2015	7	3728.167	2015	4
4/14/2015	8	3775.665	2015	4
4/14/2015	9	3847.867	2015	4
4/14/2015	10	3852.567	2015	4
4/14/2015	11	3843.367	2015	4
4/14/2015	12	3828.765	2015	4
4/14/2015	13	3811.867	2015	4

Day	Hr	Total	Year	Month
4/14/2015	14	3711.765	2015	4
4/14/2015	15	3629.265	2015	4
4/14/2015	16	3624.465	2015	4
4/14/2015	17	3623.349	2015	4
4/14/2015	18	3652.211	2015	4
4/14/2015	19	3801.017	2015	4
4/14/2015	20	3709.664	2015	4
4/14/2015	21	3486.565	2015	4
4/14/2015	22	3253.466	2015	4
4/14/2015	23	3015.065	2015	4
4/15/2015	0	2869.065	2015	4
4/15/2015	1	2812.665	2015	4
4/15/2015	2	2851.767	2015	4
4/15/2015	3	2845.565	2015	4
4/15/2015	4	2954.063	2015	4
4/15/2015	5	3417.149	2015	4
4/15/2015	6	3654.568	2015	4
4/15/2015	7	3689.997	2015	4
4/15/2015	8	3752.217	2015	4
4/15/2015	9	3767.518	2015	4
4/15/2015	10	3756.315	2015	4
4/15/2015	11	3789.012	2015	4
4/15/2015	12	3757.462	2015	4
4/15/2015	13	3736.965	2015	4
4/15/2015	14	3692.762	2015	4
4/15/2015	15	3689	2015	4
4/15/2015	16	3633.82	2015	4
4/15/2015	17	3637.457	2015	4
4/15/2015	18	3680.367	2015	4
4/15/2015	19	3801.865	2015	4
4/15/2015	20	3736.867	2015	4
4/15/2015	21	3505.061	2015	4
4/15/2015	22	3301.467	2015	4
4/15/2015	23	3104.162	2015	4
4/16/2015	0	2993.364	2015	4
4/16/2015	1	2915.766	2015	4
4/16/2015	2	2871.963	2015	4
4/16/2015	3	2896.154	2015	4
4/16/2015	4	3039.556	2015	4
4/16/2015	5	3395.666	2015	4
4/16/2015	6	3579.36	2015	4
4/16/2015	7	3632.767	2015	4
4/16/2015	8	3761.964	2015	4
4/16/2015	9	3810.863	2015	4
4/16/2015	10	3822.064	2015	4
4/16/2015	11	3809.266	2015	4
4/16/2015	12	3782.565	2015	4
4/16/2015	13	3866.067	2015	4
4/16/2015	14	3858.168	2015	4
4/16/2015	15	3836.467	2015	4
4/16/2015	16	3774.565	2015	4
4/16/2015	17	3719.554	2015	4
4/16/2015	18	3710.658	2015	4
4/16/2015	19	3906.666	2015	4
4/16/2015	20	3868.364	2015	4
4/16/2015	21	3620.664	2015	4
4/16/2015	22	3389.465	2015	4
4/16/2015	23	3161.315	2015	4
4/17/2015	0	3033.214	2015	4
4/17/2015	1	2891.966	2015	4
4/17/2015	2	2892.564	2015	4
4/17/2015	3	2859.764	2015	4
4/17/2015	4	3004.165	2015	4
4/17/2015	5	3394.251	2015	4

Day	Hr	Total	Year	Month
4/17/2015	6	3623.261	2015	4
4/17/2015	7	3722.564	2015	4
4/17/2015	8	3769.565	2015	4
4/17/2015	9	3840.767	2015	4
4/17/2015	10	3902.965	2015	4
4/17/2015	11	3979.565	2015	4
4/17/2015	12	3978.765	2015	4
4/17/2015	13	4004.767	2015	4
4/17/2015	14	4029.07	2015	4
4/17/2015	15	3981.468	2015	4
4/17/2015	16	3847.767	2015	4
4/17/2015	17	3767.265	2015	4
4/17/2015	18	3687.366	2015	4
4/17/2015	19	3822.266	2015	4
4/17/2015	20	3781.066	2015	4
4/17/2015	21	3537.051	2015	4
4/17/2015	22	3278.857	2015	4
4/17/2015	23	3073.465	2015	4
4/18/2015	0	2908.566	2015	4
4/18/2015	1	2798.266	2015	4
4/18/2015	2	2708.565	2015	4
4/18/2015	3	2672.665	2015	4
4/18/2015	4	2722.064	2015	4
4/18/2015	5	2827.364	2015	4
4/18/2015	6	2850.266	2015	4
4/18/2015	7	3051.965	2015	4
4/18/2015	8	3185.262	2015	4
4/18/2015	9	3291.651	2015	4
4/18/2015	10	3403.167	2015	4
4/18/2015	11	3444.366	2015	4
4/18/2015	12	3515.582	2015	4
4/18/2015	13	3573.57	2015	4
4/18/2015	14	3630.372	2015	4
4/18/2015	15	3690.069	2015	4
4/18/2015	16	3747.568	2015	4
4/18/2015	17	3688.068	2015	4
4/18/2015	18	3560.366	2015	4
4/18/2015	19	3572.665	2015	4
4/18/2015	20	3543.865	2015	4
4/18/2015	21	3366.865	2015	4
4/18/2015	22	3130.965	2015	4
4/18/2015	23	2924.364	2015	4
4/19/2015	0	2690.885	2015	4
4/19/2015	1	2649.965	2015	4
4/19/2015	2	2559.953	2015	4
4/19/2015	3	2595.556	2015	4
4/19/2015	4	2610.665	2015	4
4/19/2015	5	2680.264	2015	4
4/19/2015	6	2705.364	2015	4
4/19/2015	7	2792.566	2015	4
4/19/2015	8	2951.366	2015	4
4/19/2015	9	3057.766	2015	4
4/19/2015	10	3217.264	2015	4
4/19/2015	11	3248.064	2015	4
4/19/2015	12	3213.565	2015	4
4/19/2015	13	3232.964	2015	4
4/19/2015	14	3223.166	2015	4
4/19/2015	15	3338.851	2015	4
4/19/2015	16	3378.059	2015	4
4/19/2015	17	3435.265	2015	4
4/19/2015	18	3370.368	2015	4
4/19/2015	19	3449.963	2015	4
4/19/2015	20	3533.764	2015	4
4/19/2015	21	3277.163	2015	4

Day	Hr	Total	Year	Month
4/19/2015	22	2975.764	2015	4
4/19/2015	23	2861.163	2015	4
4/20/2015	0	2720.463	2015	4
4/20/2015	1	2695.764	2015	4
4/20/2015	2	2730.762	2015	4
4/20/2015	3	2718.152	2015	4
4/20/2015	4	2954.754	2015	4
4/20/2015	5	3345.562	2015	4
4/20/2015	6	3564.362	2015	4
4/20/2015	7	3647.564	2015	4
4/20/2015	8	3677.864	2015	4
4/20/2015	9	3810.868	2015	4
4/20/2015	10	3775.571	2015	4
4/20/2015	11	3789.766	2015	4
4/20/2015	12	3717.966	2015	4
4/20/2015	13	3747.665	2015	4
4/20/2015	14	3721.065	2015	4
4/20/2015	15	3611.455	2015	4
4/20/2015	16	3652.958	2015	4
4/20/2015	17	3632.166	2015	4
4/20/2015	18	3579.665	2015	4
4/20/2015	19	3715.064	2015	4
4/20/2015	20	3607.364	2015	4
4/20/2015	21	3439.064	2015	4
4/20/2015	22	3236.465	2015	4
4/20/2015	23	3073.866	2015	4
4/21/2015	0	2921.756	2015	4
4/21/2015	1	2874.365	2015	4
4/21/2015	2	2863.346	2015	4
4/21/2015	3	2840.059	2015	4
4/21/2015	4	2977.361	2015	4
4/21/2015	5	3472.461	2015	4
4/21/2015	6	3729.66	2015	4
4/21/2015	7	3716.062	2015	4
4/21/2015	8	3763.562	2015	4
4/21/2015	9	3749.559	2015	4
4/21/2015	10	3694.059	2015	4
4/21/2015	11	3683.462	2015	4
4/21/2015	12	3677.565	2015	4
4/21/2015	13	3652.759	2015	4
4/21/2015	14	3613.955	2015	4
4/21/2015	15	3511.166	2015	4
4/21/2015	16	3489.567	2015	4
4/21/2015	17	3458.865	2015	4
4/21/2015	18	3492.965	2015	4
4/21/2015	19	3669.464	2015	4
4/21/2015	20	3634.563	2015	4
4/21/2015	21	3417.662	2015	4
4/21/2015	22	3283.263	2015	4
4/21/2015	23	3102.76	2015	4
4/22/2015	0	2935.129	2015	4
4/22/2015	1	2924.755	2015	4
4/22/2015	2	2890.861	2015	4
4/22/2015	3	2881.562	2015	4
4/22/2015	4	3126.263	2015	4
4/22/2015	5	3471.863	2015	4
4/22/2015	6	3683.363	2015	4
4/22/2015	7	3739.663	2015	4
4/22/2015	8	3724.367	2015	4
4/22/2015	9	3790.564	2015	4
4/22/2015	10	3784.857	2015	4
4/22/2015	11	3802.355	2015	4
4/22/2015	12	3771.164	2015	4
4/22/2015	13	3744.465	2015	4

Day	Hr	Total	Year	Month
4/22/2015	14	3681.965	2015	4
4/22/2015	15	3615.565	2015	4
4/22/2015	16	3552.164	2015	4
4/22/2015	17	3483.661	2015	4
4/22/2015	18	3549.462	2015	4
4/22/2015	19	3702.563	2015	4
4/22/2015	20	3716.061	2015	4
4/22/2015	21	3565.946	2015	4
4/22/2015	22	3296.465	2015	4
4/22/2015	23	3177.064	2015	4
4/23/2015	0	3044.564	2015	4
4/23/2015	1	3087.263	2015	4
4/23/2015	2	3053.863	2015	4
4/23/2015	3	3154.462	2015	4
4/23/2015	4	3342.162	2015	4
4/23/2015	5	3808.762	2015	4
4/23/2015	6	4020.863	2015	4
4/23/2015	7	4005.944	2015	4
4/23/2015	8	3935.662	2015	4
4/23/2015	9	3910.361	2015	4
4/23/2015	10	3835.864	2015	4
4/23/2015	11	3818.064	2015	4
4/23/2015	12	3770.165	2015	4
4/23/2015	13	3775.265	2015	4
4/23/2015	14	3629.266	2015	4
4/23/2015	15	3587.066	2015	4
4/23/2015	16	3473.065	2015	4
4/23/2015	17	3523.16	2015	4
4/23/2015	18	3546.043	2015	4
4/23/2015	19	3704.949	2015	4
4/23/2015	20	3743.25	2015	4
4/23/2015	21	3569.547	2015	4
4/23/2015	22	3351.047	2015	4
4/23/2015	23	3221.937	2015	4
4/24/2015	0	3191.739	2015	4
4/24/2015	1	3149.446	2015	4
4/24/2015	2	3160.447	2015	4
4/24/2015	3	3195.94	2015	4
4/24/2015	4	3410.134	2015	4
4/24/2015	5	3795.247	2015	4
4/24/2015	6	4061.547	2015	4
4/24/2015	7	4005.449	2015	4
4/24/2015	8	3978.257	2015	4
4/24/2015	9	3872.054	2015	4
4/24/2015	10	3797.166	2015	4
4/24/2015	11	3735.167	2015	4
4/24/2015	12	3663.066	2015	4
4/24/2015	13	3624.066	2015	4
4/24/2015	14	3556.667	2015	4
4/24/2015	15	3492.667	2015	4
4/24/2015	16	3477.167	2015	4
4/24/2015	17	3436.665	2015	4
4/24/2015	18	3436.963	2015	4
4/24/2015	19	3553.81	2015	4
4/24/2015	20	3535.302	2015	4
4/24/2015	21	3334.367	2015	4
4/24/2015	22	3164.963	2015	4
4/24/2015	23	2954.667	2015	4
4/25/2015	0	2858.763	2015	4
4/25/2015	1	2784.368	2015	4
4/25/2015	2	2706.363	2015	4
4/25/2015	3	2714.667	2015	4
4/25/2015	4	2775.963	2015	4
4/25/2015	5	2835.363	2015	4

Day	Hr	Total	Year	Month
4/25/2015	6	2991.95	2015	4
4/25/2015	7	3113.068	2015	4
4/25/2015	8	3268.166	2015	4
4/25/2015	9	3372.666	2015	4
4/25/2015	10	3428.865	2015	4
4/25/2015	11	3343.468	2015	4
4/25/2015	12	3303.061	2015	4
4/25/2015	13	3279.865	2015	4
4/25/2015	14	3245.169	2015	4
4/25/2015	15	3247.458	2015	4
4/25/2015	16	3264.658	2015	4
4/25/2015	17	3229.468	2015	4
4/25/2015	18	3284.966	2015	4
4/25/2015	19	3334.266	2015	4
4/25/2015	20	3274.966	2015	4
4/25/2015	21	3173.566	2015	4
4/25/2015	22	2995.163	2015	4
4/25/2015	23	2804.865	2015	4
4/26/2015	0	2696.564	2015	4
4/26/2015	1	2622.257	2015	4
4/26/2015	2	2591.648	2015	4
4/26/2015	3	2583.463	2015	4
4/26/2015	4	2601.763	2015	4
4/26/2015	5	2671.464	2015	4
4/26/2015	6	2767.065	2015	4
4/26/2015	7	2943.064	2015	4
4/26/2015	8	3069.614	2015	4
4/26/2015	9	3105.567	2015	4
4/26/2015	10	3069.116	2015	4
4/26/2015	11	3023.672	2015	4
4/26/2015	12	3008.713	2015	4
4/26/2015	13	2951.815	2015	4
4/26/2015	14	2919.616	2015	4
4/26/2015	15	2939.118	2015	4
4/26/2015	16	2962.266	2015	4
4/26/2015	17	2991.365	2015	4
4/26/2015	18	3034.566	2015	4
4/26/2015	19	3172.366	2015	4
4/26/2015	20	3269.768	2015	4
4/26/2015	21	3085.361	2015	4
4/26/2015	22	2903.702	2015	4
4/26/2015	23	2766.216	2015	4
4/27/2015	0	2705.965	2015	4
4/27/2015	1	2700.165	2015	4
4/27/2015	2	2745.264	2015	4
4/27/2015	3	2840.765	2015	4
4/27/2015	4	3086.865	2015	4
4/27/2015	5	3489.964	2015	4
4/27/2015	6	3726.165	2015	4
4/27/2015	7	3752.555	2015	4
4/27/2015	8	3727.956	2015	4
4/27/2015	9	3720.067	2015	4
4/27/2015	10	3690.966	2015	4
4/27/2015	11	3672.566	2015	4
4/27/2015	12	3654.366	2015	4
4/27/2015	13	3632.467	2015	4
4/27/2015	14	3561.968	2015	4
4/27/2015	15	3517.168	2015	4
4/27/2015	16	3487.968	2015	4
4/27/2015	17	3478.865	2015	4
4/27/2015	18	3458.962	2015	4
4/27/2015	19	3552.34	2015	4
4/27/2015	20	3580.95	2015	4
4/27/2015	21	3375.55	2015	4

Day	Hr	Total	Year	Month
4/27/2015	22	3157.75	2015	4
4/27/2015	23	3005.598	2015	4
4/28/2015	0	2873.948	2015	4
4/28/2015	1	2859.282	2015	4
4/28/2015	2	2856.044	2015	4
4/28/2015	3	2891.548	2015	4
4/28/2015	4	3128.547	2015	4
4/28/2015	5	3534.347	2015	4
4/28/2015	6	3744.033	2015	4
4/28/2015	7	3732.456	2015	4
4/28/2015	8	3709.36	2015	4
4/28/2015	9	3709.319	2015	4
4/28/2015	10	3673.219	2015	4
4/28/2015	11	3657.57	2015	4
4/28/2015	12	3640.166	2015	4
4/28/2015	13	3611.065	2015	4
4/28/2015	14	3548.767	2015	4
4/28/2015	15	3506.667	2015	4
4/28/2015	16	3486.158	2015	4
4/28/2015	17	3460.858	2015	4
4/28/2015	18	3455.565	2015	4
4/28/2015	19	3544.165	2015	4
4/28/2015	20	3584.066	2015	4
4/28/2015	21	3372.068	2015	4
4/28/2015	22	3083.364	2015	4
4/28/2015	23	2937.267	2015	4
4/29/2015	0	2818.968	2015	4
4/29/2015	1	2769.866	2015	4
4/29/2015	2	2757.565	2015	4
4/29/2015	3	2808.355	2015	4
4/29/2015	4	3005.256	2015	4
4/29/2015	5	3295.166	2015	4
4/29/2015	6	3454.663	2015	4
4/29/2015	7	3469.466	2015	4
4/29/2015	8	3457.866	2015	4
4/29/2015	9	3483.063	2015	4
4/29/2015	10	3616.267	2015	4
4/29/2015	11	3649.867	2015	4
4/29/2015	12	3656.766	2015	4
4/29/2015	13	3645.667	2015	4
4/29/2015	14	3633.368	2015	4
4/29/2015	15	3573.656	2015	4
4/29/2015	16	3545.259	2015	4
4/29/2015	17	3496.868	2015	4
4/29/2015	18	3466.716	2015	4
4/29/2015	19	3560.515	2015	4
4/29/2015	20	3573.197	2015	4
4/29/2015	21	3364.065	2015	4
4/29/2015	22	3125.564	2015	4
4/29/2015	23	2927.966	2015	4
4/30/2015	0	2794.262	2015	4
4/30/2015	1	2723.966	2015	4
4/30/2015	2	2688.366	2015	4
4/30/2015	3	2701.556	2015	4
4/30/2015	4	2877.755	2015	4
4/30/2015	5	3222.967	2015	4
4/30/2015	6	3446.264	2015	4
4/30/2015	7	3532.563	2015	4
4/30/2015	8	3579.168	2015	4
4/30/2015	9	3593.364	2015	4
4/30/2015	10	3618.662	2015	4
4/30/2015	11	3626.068	2015	4
4/30/2015	12	3615.565	2015	4
4/30/2015	13	3597.965	2015	4

Day	Hr	Total	Year	Month
4/30/2015	14	3518.053	2015	4
4/30/2015	15	3496.504	2015	4
4/30/2015	16	3437.266	2015	4
4/30/2015	17	3435.468	2015	4
4/30/2015	18	3426.368	2015	4
4/30/2015	19	3532.367	2015	4
4/30/2015	20	3548.965	2015	4
4/30/2015	21	3426.667	2015	4
4/30/2015	22	3274.562	2015	4
4/30/2015	23	3140.763	2015	4
5/1/2015	0	2994.465	2015	5
5/1/2015	1	2961.663	2015	5
5/1/2015	2	2926.697	2015	5
5/1/2015	3	2950.715	2015	5
5/1/2015	4	3123.565	2015	5
5/1/2015	5	3433.463	2015	5
5/1/2015	6	3667.461	2015	5
5/1/2015	7	3704.462	2015	5
5/1/2015	8	3692.768	2015	5
5/1/2015	9	3672.662	2015	5
5/1/2015	10	3650.066	2015	5
5/1/2015	11	3663.966	2015	5
5/1/2015	12	3601.469	2015	5
5/1/2015	13	3591.961	2015	5
5/1/2015	14	3542.254	2015	5
5/1/2015	15	3551.269	2015	5
5/1/2015	16	3527.165	2015	5
5/1/2015	17	3472.265	2015	5
5/1/2015	18	3466.766	2015	5
5/1/2015	19	3531.365	2015	5
5/1/2015	20	3556.758	2015	5
5/1/2015	21	3364.29	2015	5
5/1/2015	22	3155.621	2015	5
5/1/2015	23	2973.789	2015	5
5/2/2015	0	2827.594	2015	5
5/2/2015	1	2760.65	2015	5
5/2/2015	2	2691.748	2015	5
5/2/2015	3	2675.082	2015	5
5/2/2015	4	2760.481	2015	5
5/2/2015	5	2815.734	2015	5
5/2/2015	6	2899.524	2015	5
5/2/2015	7	3033.131	2015	5
5/2/2015	8	3146.671	2015	5
5/2/2015	9	3175.868	2015	5
5/2/2015	10	3241.468	2015	5
5/2/2015	11	3189.851	2015	5
5/2/2015	12	3208.453	2015	5
5/2/2015	13	3214.772	2015	5
5/2/2015	14	3245.669	2015	5
5/2/2015	15	3230.869	2015	5
5/2/2015	16	3234.568	2015	5
5/2/2015	17	3277.368	2015	5
5/2/2015	18	3246.267	2015	5
5/2/2015	19	3236.566	2015	5
5/2/2015	20	3304.654	2015	5
5/2/2015	21	3091.382	2015	5
5/2/2015	22	2927.491	2015	5
5/2/2015	23	2693.088	2015	5
5/3/2015	0	2632.821	2015	5
5/3/2015	1	2561.953	2015	5
5/3/2015	2	2459.051	2015	5
5/3/2015	3	2490.939	2015	5
5/3/2015	4	2514.64	2015	5
5/3/2015	5	2579.848	2015	5

Day	Hr	Total	Year	Month
5/3/2015	6	2612.053	2015	5
5/3/2015	7	2768.197	2015	5
5/3/2015	8	2997.403	2015	5
5/3/2015	9	3075.37	2015	5
5/3/2015	10	3045.866	2015	5
5/3/2015	11	3245.167	2015	5
5/3/2015	12	3252.07	2015	5
5/3/2015	13	3312.97	2015	5
5/3/2015	14	3363.771	2015	5
5/3/2015	15	3522.873	2015	5
5/3/2015	16	3613.261	2015	5
5/3/2015	17	3643.443	2015	5
5/3/2015	18	3628.567	2015	5
5/3/2015	19	3680.366	2015	5
5/3/2015	20	3677.342	2015	5
5/3/2015	21	3440.355	2015	5
5/3/2015	22	3113.763	2015	5
5/3/2015	23	2881.958	2015	5
5/4/2015	0	2817.357	2015	5
5/4/2015	1	2703.357	2015	5
5/4/2015	2	2644.355	2015	5
5/4/2015	3	2659.163	2015	5
5/4/2015	4	2852.268	2015	5
5/4/2015	5	3200.767	2015	5
5/4/2015	6	3442.767	2015	5
5/4/2015	7	3708.167	2015	5
5/4/2015	8	3802.751	2015	5
5/4/2015	9	3977.562	2015	5
5/4/2015	10	4030.468	2015	5
5/4/2015	11	4128.372	2015	5
5/4/2015	12	4250.773	2015	5
5/4/2015	13	4380.275	2015	5
5/4/2015	14	4431.175	2015	5
5/4/2015	15	4503.574	2015	5
5/4/2015	16	4476.674	2015	5
5/4/2015	17	4430.302	2015	5
5/4/2015	18	4336.301	2015	5
5/4/2015	19	4351.064	2015	5
5/4/2015	20	4268.065	2015	5
5/4/2015	21	4017.065	2015	5
5/4/2015	22	3658.166	2015	5
5/4/2015	23	3375.566	2015	5
5/5/2015	0	3183.865	2015	5
5/5/2015	1	3058.565	2015	5
5/5/2015	2	2929.85	2015	5
5/5/2015	3	2972.96	2015	5
5/5/2015	4	3041.166	2015	5
5/5/2015	5	3377.767	2015	5
5/5/2015	6	3639.666	2015	5
5/5/2015	7	3789.368	2015	5
5/5/2015	8	3973.733	2015	5
5/5/2015	9	4148.369	2015	5
5/5/2015	10	4326.973	2015	5
5/5/2015	11	4493.473	2015	5
5/5/2015	12	4618.773	2015	5
5/5/2015	13	4710.075	2015	5
5/5/2015	14	4804.077	2015	5
5/5/2015	15	4817.676	2015	5
5/5/2015	16	4810.776	2015	5
5/5/2015	17	4793.874	2015	5
5/5/2015	18	4715.973	2015	5
5/5/2015	19	4629.766	2015	5
5/5/2015	20	4514.396	2015	5
5/5/2015	21	4125.197	2015	5

Day	Hr	Total	Year	Month
5/5/2015	22	3780.065	2015	5
5/5/2015	23	3455.864	2015	5
5/6/2015	0	3250.347	2015	5
5/6/2015	1	3080.652	2015	5
5/6/2015	2	2931.201	2015	5
5/6/2015	3	2940.567	2015	5
5/6/2015	4	3063.799	2015	5
5/6/2015	5	3322.032	2015	5
5/6/2015	6	3518.517	2015	5
5/6/2015	7	3700.667	2015	5
5/6/2015	8	3897.867	2015	5
5/6/2015	9	4135.767	2015	5
5/6/2015	10	4321.17	2015	5
5/6/2015	11	4593.225	2015	5
5/6/2015	12	4723.027	2015	5
5/6/2015	13	4813.576	2015	5
5/6/2015	14	4882.242	2015	5
5/6/2015	15	4980.376	2015	5
5/6/2015	16	5009.976	2015	5
5/6/2015	17	4995.175	2015	5
5/6/2015	18	4874.372	2015	5
5/6/2015	19	4797.466	2015	5
5/6/2015	20	4653.065	2015	5
5/6/2015	21	4328.664	2015	5
5/6/2015	22	3884.166	2015	5
5/6/2015	23	3578.266	2015	5
5/7/2015	0	3344.212	2015	5
5/7/2015	1	3141.346	2015	5
5/7/2015	2	3117.265	2015	5
5/7/2015	3	3066.168	2015	5
5/7/2015	4	3175.566	2015	5
5/7/2015	5	3532.965	2015	5
5/7/2015	6	3727.867	2015	5
5/7/2015	7	3915.066	2015	5
5/7/2015	8	4067.568	2015	5
5/7/2015	9	4297.17	2015	5
5/7/2015	10	4533.274	2015	5
5/7/2015	11	4742.326	2015	5
5/7/2015	12	4970.476	2015	5
5/7/2015	13	5144.372	2015	5
5/7/2015	14	5230.875	2015	5
5/7/2015	15	5281.676	2015	5
5/7/2015	16	5239.126	2015	5
5/7/2015	17	5209.076	2015	5
5/7/2015	18	5062.774	2015	5
5/7/2015	19	4952.868	2015	5
5/7/2015	20	4850.465	2015	5
5/7/2015	21	4468.28	2015	5
5/7/2015	22	4042.566	2015	5
5/7/2015	23	3677.965	2015	5
5/8/2015	0	3439.366	2015	5
5/8/2015	1	3258.766	2015	5
5/8/2015	2	3124.556	2015	5
5/8/2015	3	3061.352	2015	5
5/8/2015	4	3172.467	2015	5
5/8/2015	5	3443.365	2015	5
5/8/2015	6	3701.467	2015	5
5/8/2015	7	3922.067	2015	5
5/8/2015	8	4155.566	2015	5
5/8/2015	9	4417.971	2015	5
5/8/2015	10	4647.675	2015	5
5/8/2015	11	4895.175	2015	5
5/8/2015	12	5070.188	2015	5
5/8/2015	13	5241.688	2015	5

Day	Hr	Total	Year	Month
5/8/2015	14	5298.453	2015	5
5/8/2015	15	5311.776	2015	5
5/8/2015	16	5241.376	2015	5
5/8/2015	17	5125.574	2015	5
5/8/2015	18	4933.976	2015	5
5/8/2015	19	4702.468	2015	5
5/8/2015	20	4640.165	2015	5
5/8/2015	21	4341.664	2015	5
5/8/2015	22	4008.165	2015	5
5/8/2015	23	3651.265	2015	5
5/9/2015	0	3445.364	2015	5
5/9/2015	1	3222.865	2015	5
5/9/2015	2	3107.466	2015	5
5/9/2015	3	3056.266	2015	5
5/9/2015	4	3048.867	2015	5
5/9/2015	5	3102.665	2015	5
5/9/2015	6	3175.05	2015	5
5/9/2015	7	3382.963	2015	5
5/9/2015	8	3699.766	2015	5
5/9/2015	9	3974.008	2015	5
5/9/2015	10	4247.869	2015	5
5/9/2015	11	4360.369	2015	5
5/9/2015	12	4502.373	2015	5
5/9/2015	13	4625.376	2015	5
5/9/2015	14	4750.476	2015	5
5/9/2015	15	4842.275	2015	5
5/9/2015	16	4820.771	2015	5
5/9/2015	17	4655.422	2015	5
5/9/2015	18	4518.719	2015	5
5/9/2015	19	4388.716	2015	5
5/9/2015	20	4384.415	2015	5
5/9/2015	21	4094.965	2015	5
5/9/2015	22	3780.865	2015	5
5/9/2015	23	3492.167	2015	5
5/10/2015	0	3234.367	2015	5
5/10/2015	1	3091.066	2015	5
5/10/2015	2	2998.766	2015	5
5/10/2015	3	2877.367	2015	5
5/10/2015	4	2884.265	2015	5
5/10/2015	5	2832.356	2015	5
5/10/2015	6	2881.856	2015	5
5/10/2015	7	3232.967	2015	5
5/10/2015	8	3507.666	2015	5
5/10/2015	9	3792.666	2015	5
5/10/2015	10	3965.021	2015	5
5/10/2015	11	4100.123	2015	5
5/10/2015	12	4147.169	2015	5
5/10/2015	13	4247.972	2015	5
5/10/2015	14	4399.226	2015	5
5/10/2015	15	4503.125	2015	5
5/10/2015	16	4611.676	2015	5
5/10/2015	17	4608.675	2015	5
5/10/2015	18	4503.973	2015	5
5/10/2015	19	4444.876	2015	5
5/10/2015	20	4460.875	2015	5
5/10/2015	21	4167.575	2015	5
5/10/2015	22	3755.875	2015	5
5/10/2015	23	3478.396	2015	5
5/11/2015	0	3255.1	2015	5
5/11/2015	1	3172	2015	5
5/11/2015	2	3013.3	2015	5
5/11/2015	3	3030.7	2015	5
5/11/2015	4	3167.4	2015	5
5/11/2015	5	3509.6	2015	5

Day	Hr	Total	Year	Month
5/11/2015	6	3773.786	2015	5
5/11/2015	7	4021.464	2015	5
5/11/2015	8	4214.766	2015	5
5/11/2015	9	4588.403	2015	5
5/11/2015	10	4799.041	2015	5
5/11/2015	11	5102.375	2015	5
5/11/2015	12	5313.998	2015	5
5/11/2015	13	5306.975	2015	5
5/11/2015	14	5282.059	2015	5
5/11/2015	15	5147.424	2015	5
5/11/2015	16	5061.622	2015	5
5/11/2015	17	4937.968	2015	5
5/11/2015	18	4743.767	2015	5
5/11/2015	19	4607.367	2015	5
5/11/2015	20	4488.057	2015	5
5/11/2015	21	4222.853	2015	5
5/11/2015	22	3854.067	2015	5
5/11/2015	23	3569.569	2015	5
5/12/2015	0	3311.6	2015	5
5/12/2015	1	3176.867	2015	5
5/12/2015	2	3124.2	2015	5
5/12/2015	3	3092.599	2015	5
5/12/2015	4	3182.666	2015	5
5/12/2015	5	3488.933	2015	5
5/12/2015	6	3686.233	2015	5
5/12/2015	7	3833.266	2015	5
5/12/2015	8	3978.87	2015	5
5/12/2015	9	4053.418	2015	5
5/12/2015	10	4148.12	2015	5
5/12/2015	11	4154.37	2015	5
5/12/2015	12	4262.564	2015	5
5/12/2015	13	4300.771	2015	5
5/12/2015	14	4343.666	2015	5
5/12/2015	15	4281.754	2015	5
5/12/2015	16	4198.569	2015	5
5/12/2015	17	4115.57	2015	5
5/12/2015	18	4014.469	2015	5
5/12/2015	19	3919.266	2015	5
5/12/2015	20	3960.061	2015	5
5/12/2015	21	3683.259	2015	5
5/12/2015	22	3362.458	2015	5
5/12/2015	23	3176.857	2015	5
5/13/2015	0	2971.753	2015	5
5/13/2015	1	2872.039	2015	5
5/13/2015	2	2819.954	2015	5
5/13/2015	3	2785.055	2015	5
5/13/2015	4	2992.654	2015	5
5/13/2015	5	3233.654	2015	5
5/13/2015	6	3469.054	2015	5
5/13/2015	7	3570.747	2015	5
5/13/2015	8	3667.757	2015	5
5/13/2015	9	3765.622	2015	5
5/13/2015	10	3809.12	2015	5
5/13/2015	11	3879.37	2015	5
5/13/2015	12	3907.57	2015	5
5/13/2015	13	3965.322	2015	5
5/13/2015	14	4012.92	2015	5
5/13/2015	15	4023.787	2015	5
5/13/2015	16	4065.719	2015	5
5/13/2015	17	4047.42	2015	5
5/13/2015	18	3952.971	2015	5
5/13/2015	19	3935.768	2015	5
5/13/2015	20	3923.164	2015	5
5/13/2015	21	3657.054	2015	5

Day	Hr	Total	Year	Month
5/13/2015	22	3346.669	2015	5
5/13/2015	23	3133.569	2015	5
5/14/2015	0	2973.672	2015	5
5/14/2015	1	2866.069	2015	5
5/14/2015	2	2784.267	2015	5
5/14/2015	3	2798.005	2015	5
5/14/2015	4	2949.401	2015	5
5/14/2015	5	3261.719	2015	5
5/14/2015	6	3463.586	2015	5
5/14/2015	7	3583.369	2015	5
5/14/2015	8	3679.466	2015	5
5/14/2015	9	3721.167	2015	5
5/14/2015	10	3804.27	2015	5
5/14/2015	11	3902.653	2015	5
5/14/2015	12	3946.467	2015	5
5/14/2015	13	4010.17	2015	5
5/14/2015	14	4100.371	2015	5
5/14/2015	15	4129.67	2015	5
5/14/2015	16	4085.77	2015	5
5/14/2015	17	4027.168	2015	5
5/14/2015	18	3992.468	2015	5
5/14/2015	19	4055.57	2015	5
5/14/2015	20	4045.869	2015	5
5/14/2015	21	3799.918	2015	5
5/14/2015	22	3535.217	2015	5
5/14/2015	23	3300.067	2015	5
5/15/2015	0	3124.266	2015	5
5/15/2015	1	3015.686	2015	5
5/15/2015	2	2949.197	2015	5
5/15/2015	3	2959.235	2015	5
5/15/2015	4	3061.366	2015	5
5/15/2015	5	3376.837	2015	5
5/15/2015	6	3597.667	2015	5
5/15/2015	7	3774.969	2015	5
5/15/2015	8	3988.069	2015	5
5/15/2015	9	4186.97	2015	5
5/15/2015	10	4396.963	2015	5
5/15/2015	11	4563.164	2015	5
5/15/2015	12	4715.636	2015	5
5/15/2015	13	4890.568	2015	5
5/15/2015	14	5003.395	2015	5
5/15/2015	15	5037.169	2015	5
5/15/2015	16	5030.837	2015	5
5/15/2015	17	5013.169	2015	5
5/15/2015	18	4760.256	2015	5
5/15/2015	19	4635.858	2015	5
5/15/2015	20	4575.057	2015	5
5/15/2015	21	4313.619	2015	5
5/15/2015	22	4023.417	2015	5
5/15/2015	23	3703.251	2015	5
5/16/2015	0	3462.316	2015	5
5/16/2015	1	3327.817	2015	5
5/16/2015	2	3180.652	2015	5
5/16/2015	3	3087.95	2015	5
5/16/2015	4	3100.051	2015	5
5/16/2015	5	3123.351	2015	5
5/16/2015	6	3244.25	2015	5
5/16/2015	7	3447.418	2015	5
5/16/2015	8	3659.317	2015	5
5/16/2015	9	3788.25	2015	5
5/16/2015	10	3878.85	2015	5
5/16/2015	11	3871.25	2015	5
5/16/2015	12	3802.751	2015	5
5/16/2015	13	3793.451	2015	5

Day	Hr	Total	Year	Month
5/16/2015	14	3751.349	2015	5
5/16/2015	15	3840.75	2015	5
5/16/2015	16	3822.483	2015	5
5/16/2015	17	3758.917	2015	5
5/16/2015	18	3728.848	2015	5
5/16/2015	19	3757.95	2015	5
5/16/2015	20	3750.951	2015	5
5/16/2015	21	3586.15	2015	5
5/16/2015	22	3324.45	2015	5
5/16/2015	23	3110.95	2015	5
5/17/2015	0	2929.751	2015	5
5/17/2015	1	2847.95	2015	5
5/17/2015	2	2781.451	2015	5
5/17/2015	3	2740.75	2015	5
5/17/2015	4	2740.35	2015	5
5/17/2015	5	2793.45	2015	5
5/17/2015	6	2821.717	2015	5
5/17/2015	7	3141.082	2015	5
5/17/2015	8	3488.549	2015	5
5/17/2015	9	3668.518	2015	5
5/17/2015	10	3845.819	2015	5
5/17/2015	11	4023.018	2015	5
5/17/2015	12	4060.82	2015	5
5/17/2015	13	4234.254	2015	5
5/17/2015	14	4295.054	2015	5
5/17/2015	15	4417.455	2015	5
5/17/2015	16	4517.523	2015	5
5/17/2015	17	4532.587	2015	5
5/17/2015	18	4461.763	2015	5
5/17/2015	19	4405.568	2015	5
5/17/2015	20	4365.569	2015	5
5/17/2015	21	4046.374	2015	5
5/17/2015	22	3683.871	2015	5
5/17/2015	23	3419.869	2015	5
5/18/2015	0	3235.069	2015	5
5/18/2015	1	3131.069	2015	5
5/18/2015	2	3100.87	2015	5
5/18/2015	3	3060.069	2015	5
5/18/2015	4	3223.168	2015	5
5/18/2015	5	3557.268	2015	5
5/18/2015	6	3785.868	2015	5
5/18/2015	7	3958.069	2015	5
5/18/2015	8	4138.47	2015	5
5/18/2015	9	4307.77	2015	5
5/18/2015	10	4375.868	2015	5
5/18/2015	11	4459.569	2015	5
5/18/2015	12	4515.569	2015	5
5/18/2015	13	4580.302	2015	5
5/18/2015	14	4566.837	2015	5
5/18/2015	15	4596.471	2015	5
5/18/2015	16	4662.771	2015	5
5/18/2015	17	4625.569	2015	5
5/18/2015	18	4448.87	2015	5
5/18/2015	19	4455.368	2015	5
5/18/2015	20	4445.564	2015	5
5/18/2015	21	4092.454	2015	5
5/18/2015	22	3843.935	2015	5
5/18/2015	23	3536.636	2015	5
5/19/2015	0	3352.47	2015	5
5/19/2015	1	3182.369	2015	5
5/19/2015	2	3087.568	2015	5
5/19/2015	3	3061.467	2015	5
5/19/2015	4	3144.368	2015	5
5/19/2015	5	3383.17	2015	5

Day	Hr	Total	Year	Month
5/19/2015	6	3608.867	2015	5
5/19/2015	7	3803.368	2015	5
5/19/2015	8	3943.869	2015	5
5/19/2015	9	4098.27	2015	5
5/19/2015	10	4238.069	2015	5
5/19/2015	11	4346.769	2015	5
5/19/2015	12	4449.57	2015	5
5/19/2015	13	4575.971	2015	5
5/19/2015	14	4620.071	2015	5
5/19/2015	15	4651.772	2015	5
5/19/2015	16	4633.471	2015	5
5/19/2015	17	4575.563	2015	5
5/19/2015	18	4402.656	2015	5
5/19/2015	19	4276.068	2015	5
5/19/2015	20	4206.466	2015	5
5/19/2015	21	3881.163	2015	5
5/19/2015	22	3530.758	2015	5
5/19/2015	23	3259.758	2015	5
5/20/2015	0	3066.957	2015	5
5/20/2015	1	2924.454	2015	5
5/20/2015	2	2848.854	2015	5
5/20/2015	3	2826.238	2015	5
5/20/2015	4	2961.449	2015	5
5/20/2015	5	3254.854	2015	5
5/20/2015	6	3459.654	2015	5
5/20/2015	7	3628.553	2015	5
5/20/2015	8	3711.957	2015	5
5/20/2015	9	3778.859	2015	5
5/20/2015	10	3829.86	2015	5
5/20/2015	11	3905.657	2015	5
5/20/2015	12	3984.762	2015	5
5/20/2015	13	4044.17	2015	5
5/20/2015	14	4074.67	2015	5
5/20/2015	15	4076.769	2015	5
5/20/2015	16	4056.869	2015	5
5/20/2015	17	3934.769	2015	5
5/20/2015	18	3869.368	2015	5
5/20/2015	19	3882	2015	5
5/20/2015	20	3865.903	2015	5
5/20/2015	21	3603.968	2015	5
5/20/2015	22	3392.97	2015	5
5/20/2015	23	3150.536	2015	5
5/21/2015	0	2962.163	2015	5
5/21/2015	1	2908.555	2015	5
5/21/2015	2	2822.834	2015	5
5/21/2015	3	2823.436	2015	5
5/21/2015	4	2945.835	2015	5
5/21/2015	5	3257.134	2015	5
5/21/2015	6	3438.432	2015	5
5/21/2015	7	3572.668	2015	5
5/21/2015	8	3665.766	2015	5
5/21/2015	9	3716.467	2015	5
5/21/2015	10	3746.667	2015	5
5/21/2015	11	3751.334	2015	5
5/21/2015	12	3725.225	2015	5
5/21/2015	13	3672.75	2015	5
5/21/2015	14	3663.136	2015	5
5/21/2015	15	3601.868	2015	5
5/21/2015	16	3556.267	2015	5
5/21/2015	17	3518.368	2015	5
5/21/2015	18	3532.817	2015	5
5/21/2015	19	3584.116	2015	5
5/21/2015	20	3690.268	2015	5
5/21/2015	21	3510.769	2015	5

Day	Hr	Total	Year	Month
5/21/2015	22	3226.767	2015	5
5/21/2015	23	3103.566	2015	5
5/22/2015	0	2942.367	2015	5
5/22/2015	1	2915.659	2015	5
5/22/2015	2	2840.453	2015	5
5/22/2015	3	2884.765	2015	5
5/22/2015	4	3033.164	2015	5
5/22/2015	5	3251.266	2015	5
5/22/2015	6	3542.765	2015	5
5/22/2015	7	3574.366	2015	5
5/22/2015	8	3715.265	2015	5
5/22/2015	9	3711.968	2015	5
5/22/2015	10	3772.569	2015	5
5/22/2015	11	3758.269	2015	5
5/22/2015	12	3795.27	2015	5
5/22/2015	13	3785.171	2015	5
5/22/2015	14	3806.571	2015	5
5/22/2015	15	3767.87	2015	5
5/22/2015	16	3744.571	2015	5
5/22/2015	17	3753.969	2015	5
5/22/2015	18	3614.856	2015	5
5/22/2015	19	3618.26	2015	5
5/22/2015	20	3663.166	2015	5
5/22/2015	21	3463.663	2015	5
5/22/2015	22	3220.46	2015	5
5/22/2015	23	2975.108	2015	5
5/23/2015	0	2776.108	2015	5
5/23/2015	1	2689.257	2015	5
5/23/2015	2	2624.657	2015	5
5/23/2015	3	2637.342	2015	5
5/23/2015	4	2580.748	2015	5
5/23/2015	5	2648.854	2015	5
5/23/2015	6	2682.755	2015	5
5/23/2015	7	2862.156	2015	5
5/23/2015	8	3001.664	2015	5
5/23/2015	9	3130.723	2015	5
5/23/2015	10	3188.971	2015	5
5/23/2015	11	3292.47	2015	5
5/23/2015	12	3350.121	2015	5
5/23/2015	13	3476.872	2015	5
5/23/2015	14	3568.271	2015	5
5/23/2015	15	3711.173	2015	5
5/23/2015	16	3779.489	2015	5
5/23/2015	17	3810.972	2015	5
5/23/2015	18	3760.37	2015	5
5/23/2015	19	3613.169	2015	5
5/23/2015	20	3571.068	2015	5
5/23/2015	21	3390.357	2015	5
5/23/2015	22	3138.254	2015	5
5/23/2015	23	2891.291	2015	5
5/24/2015	0	2675.259	2015	5
5/24/2015	1	2571.158	2015	5
5/24/2015	2	2546.659	2015	5
5/24/2015	3	2508.808	2015	5
5/24/2015	4	2531.308	2015	5
5/24/2015	5	2473.057	2015	5
5/24/2015	6	2616.952	2015	5
5/24/2015	7	2823.255	2015	5
5/24/2015	8	3018.123	2015	5
5/24/2015	9	3186.419	2015	5
5/24/2015	10	3427.374	2015	5
5/24/2015	11	3547.675	2015	5
5/24/2015	12	3753.176	2015	5
5/24/2015	13	3892.576	2015	5

Day	Hr	Total	Year	Month
5/24/2015	14	4063.577	2015	5
5/24/2015	15	4222.027	2015	5
5/24/2015	16	4288.876	2015	5
5/24/2015	17	4249.676	2015	5
5/24/2015	18	4173.473	2015	5
5/24/2015	19	3979.57	2015	5
5/24/2015	20	3968.969	2015	5
5/24/2015	21	3759.868	2015	5
5/24/2015	22	3399.269	2015	5
5/24/2015	23	3187.667	2015	5
5/25/2015	0	2974.768	2015	5
5/25/2015	1	2876.567	2015	5
5/25/2015	2	2826.368	2015	5
5/25/2015	3	2779.668	2015	5
5/25/2015	4	2776.568	2015	5
5/25/2015	5	2816.765	2015	5
5/25/2015	6	2822.649	2015	5
5/25/2015	7	2972.565	2015	5
5/25/2015	8	3223.769	2015	5
5/25/2015	9	3419.368	2015	5
5/25/2015	10	3590.368	2015	5
5/25/2015	11	3706.37	2015	5
5/25/2015	12	3723.367	2015	5
5/25/2015	13	3759.169	2015	5
5/25/2015	14	3813.169	2015	5
5/25/2015	15	3752.336	2015	5
5/25/2015	16	3765.968	2015	5
5/25/2015	17	3765.168	2015	5
5/25/2015	18	3809.468	2015	5
5/25/2015	19	3775.268	2015	5
5/25/2015	20	3831.36	2015	5
5/25/2015	21	3646.257	2015	5
5/25/2015	22	3352.368	2015	5
5/25/2015	23	3079.268	2015	5
5/26/2015	0	2944.468	2015	5
5/26/2015	1	2879.869	2015	5
5/26/2015	2	2853.068	2015	5
5/26/2015	3	2867.769	2015	5
5/26/2015	4	3034.068	2015	5
5/26/2015	5	3354.468	2015	5
5/26/2015	6	3692.868	2015	5
5/26/2015	7	3909.869	2015	5
5/26/2015	8	4150.268	2015	5
5/26/2015	9	4472.37	2015	5
5/26/2015	10	4743.273	2015	5
5/26/2015	11	4864.773	2015	5
5/26/2015	12	4971.873	2015	5
5/26/2015	13	4988.819	2015	5
5/26/2015	14	4915.408	2015	5
5/26/2015	15	4909.16	2015	5
5/26/2015	16	4819.469	2015	5
5/26/2015	17	4610.067	2015	5
5/26/2015	18	4462.867	2015	5
5/26/2015	19	4347.768	2015	5
5/26/2015	20	4278.57	2015	5
5/26/2015	21	4028.069	2015	5
5/26/2015	22	3737.269	2015	5
5/26/2015	23	3491.569	2015	5
5/27/2015	0	3251.868	2015	5
5/27/2015	1	3199.369	2015	5
5/27/2015	2	3075.768	2015	5
5/27/2015	3	3049.468	2015	5
5/27/2015	4	3145.167	2015	5
5/27/2015	5	3438.85	2015	5

Day	Hr	Total	Year	Month
5/27/2015	6	3732.364	2015	5
5/27/2015	7	3898.469	2015	5
5/27/2015	8	4099.568	2015	5
5/27/2015	9	4282.77	2015	5
5/27/2015	10	4531.271	2015	5
5/27/2015	11	4699.975	2015	5
5/27/2015	12	4865.873	2015	5
5/27/2015	13	4882.969	2015	5
5/27/2015	14	4810.569	2015	5
5/27/2015	15	4695.769	2015	5
5/27/2015	16	4480.869	2015	5
5/27/2015	17	4349.47	2015	5
5/27/2015	18	4207.368	2015	5
5/27/2015	19	4087.668	2015	5
5/27/2015	20	4099.168	2015	5
5/27/2015	21	3881.96	2015	5
5/27/2015	22	3551.851	2015	5
5/27/2015	23	3290.671	2015	5
5/28/2015	0	3091.168	2015	5
5/28/2015	1	2937.067	2015	5
5/28/2015	2	2880.917	2015	5
5/28/2015	3	2858.318	2015	5
5/28/2015	4	2992.218	2015	5
5/28/2015	5	3317.118	2015	5
5/28/2015	6	3569.869	2015	5
5/28/2015	7	3756.868	2015	5
5/28/2015	8	3922.97	2015	5
5/28/2015	9	4090.369	2015	5
5/28/2015	10	4248.965	2015	5
5/28/2015	11	4394.754	2015	5
5/28/2015	12	4539.471	2015	5
5/28/2015	13	4690.871	2015	5
5/28/2015	14	4795.138	2015	5
5/28/2015	15	4859.075	2015	5
5/28/2015	16	4879.275	2015	5
5/28/2015	17	4751.972	2015	5
5/28/2015	18	4655.971	2015	5
5/28/2015	19	4540.569	2015	5
5/28/2015	20	4488.769	2015	5
5/28/2015	21	4259.168	2015	5
5/28/2015	22	3897.768	2015	5
5/28/2015	23	3569.269	2015	5
5/29/2015	0	3327.568	2015	5
5/29/2015	1	3182.771	2015	5
5/29/2015	2	3074.068	2015	5
5/29/2015	3	3033.068	2015	5
5/29/2015	4	3142.459	2015	5
5/29/2015	5	3388.756	2015	5
5/29/2015	6	3683.469	2015	5
5/29/2015	7	3904.069	2015	5
5/29/2015	8	4132.569	2015	5
5/29/2015	9	4280.969	2015	5
5/29/2015	10	4511.019	2015	5
5/29/2015	11	4729.521	2015	5
5/29/2015	12	4840.671	2015	5
5/29/2015	13	4934.773	2015	5
5/29/2015	14	4978.975	2015	5
5/29/2015	15	5008.075	2015	5
5/29/2015	16	5023.275	2015	5
5/29/2015	17	4952.575	2015	5
5/29/2015	18	4810.471	2015	5
5/29/2015	19	4631.47	2015	5
5/29/2015	20	4548.869	2015	5
5/29/2015	21	4295.168	2015	5

Day	Hr	Total	Year	Month
5/29/2015	22	3974.568	2015	5
5/29/2015	23	3656.268	2015	5
5/30/2015	0	3404.769	2015	5
5/30/2015	1	3219.216	2015	5
5/30/2015	2	3115.862	2015	5
5/30/2015	3	3025.168	2015	5
5/30/2015	4	3023.369	2015	5
5/30/2015	5	3018.769	2015	5
5/30/2015	6	3168.669	2015	5
5/30/2015	7	3447.068	2015	5
5/30/2015	8	3798.67	2015	5
5/30/2015	9	4117.174	2015	5
5/30/2015	10	4373.376	2015	5
5/30/2015	11	4571.776	2015	5
5/30/2015	12	4647.909	2015	5
5/30/2015	13	4714.275	2015	5
5/30/2015	14	4800.476	2015	5
5/30/2015	15	4803.376	2015	5
5/30/2015	16	4784.776	2015	5
5/30/2015	17	4755.075	2015	5
5/30/2015	18	4578.473	2015	5
5/30/2015	19	4402.87	2015	5
5/30/2015	20	4317.568	2015	5
5/30/2015	21	4078.568	2015	5
5/30/2015	22	3731.268	2015	5
5/30/2015	23	3463.67	2015	5
5/31/2015	0	3206.668	2015	5
5/31/2015	1	3054.669	2015	5
5/31/2015	2	2982.156	2015	5
5/31/2015	3	2891.358	2015	5
5/31/2015	4	2872.569	2015	5
5/31/2015	5	2844.67	2015	5
5/31/2015	6	2916.268	2015	5
5/31/2015	7	3122.968	2015	5
5/31/2015	8	3330.168	2015	5
5/31/2015	9	3556.668	2015	5
5/31/2015	10	3612.969	2015	5
5/31/2015	11	3716.169	2015	5
5/31/2015	12	3768.67	2015	5
5/31/2015	13	3842.222	2015	5
5/31/2015	14	3898.57	2015	5
5/31/2015	15	3917.769	2015	5
5/31/2015	16	3936.269	2015	5
5/31/2015	17	3931.267	2015	5
5/31/2015	18	3807.862	2015	5
5/31/2015	19	3694.649	2015	5
5/31/2015	20	3710.759	2015	5
5/31/2015	21	3588.059	2015	5
5/31/2015	22	3319.36	2015	5
5/31/2015	23	3070.459	2015	5
6/1/2015	0	2922.108	2015	6
6/1/2015	1	2841.409	2015	6
6/1/2015	2	2841.357	2015	6
6/1/2015	3	2830.757	2015	6
6/1/2015	4	3016.147	2015	6
6/1/2015	5	3234.347	2015	6
6/1/2015	6	3480.181	2015	6
6/1/2015	7	3624.155	2015	6
6/1/2015	8	3734.355	2015	6
6/1/2015	9	3867.855	2015	6
6/1/2015	10	3860.055	2015	6
6/1/2015	11	3884.35	2015	6
6/1/2015	12	3867.042	2015	6
6/1/2015	13	3838.758	2015	6

Day	Hr	Total	Year	Month
6/1/2015	14	3838.258	2015	6
6/1/2015	15	3801.959	2015	6
6/1/2015	16	3713.158	2015	6
6/1/2015	17	3729.458	2015	6
6/1/2015	18	3654.558	2015	6
6/1/2015	19	3603.058	2015	6
6/1/2015	20	3675.141	2015	6
6/1/2015	21	3502.952	2015	6
6/1/2015	22	3273.957	2015	6
6/1/2015	23	3102.954	2015	6
6/2/2015	0	2965.155	2015	6
6/2/2015	1	2882.955	2015	6
6/2/2015	2	2837.255	2015	6
6/2/2015	3	2816.547	2015	6
6/2/2015	4	2997.295	2015	6
6/2/2015	5	3197.904	2015	6
6/2/2015	6	3425.056	2015	6
6/2/2015	7	3629.954	2015	6
6/2/2015	8	3707.606	2015	6
6/2/2015	9	3808.556	2015	6
6/2/2015	10	3809.848	2015	6
6/2/2015	11	3834.249	2015	6
6/2/2015	12	3836.859	2015	6
6/2/2015	13	3846.86	2015	6
6/2/2015	14	3848.961	2015	6
6/2/2015	15	3768.312	2015	6
6/2/2015	16	3715.569	2015	6
6/2/2015	17	3730.468	2015	6
6/2/2015	18	3708.062	2015	6
6/2/2015	19	3714.06	2015	6
6/2/2015	20	3746.447	2015	6
6/2/2015	21	3560.652	2015	6
6/2/2015	22	3342.458	2015	6
6/2/2015	23	3168.458	2015	6
6/3/2015	0	3010.858	2015	6
6/3/2015	1	2908.158	2015	6
6/3/2015	2	2905.458	2015	6
6/3/2015	3	2868.358	2015	6
6/3/2015	4	3012.95	2015	6
6/3/2015	5	3290.047	2015	6
6/3/2015	6	3526.958	2015	6
6/3/2015	7	3616.259	2015	6
6/3/2015	8	3766.859	2015	6
6/3/2015	9	3822.76	2015	6
6/3/2015	10	3857.573	2015	6
6/3/2015	11	3953.869	2015	6
6/3/2015	12	4000.969	2015	6
6/3/2015	13	4002.769	2015	6
6/3/2015	14	4004.17	2015	6
6/3/2015	15	3955.67	2015	6
6/3/2015	16	3950.485	2015	6
6/3/2015	17	3951.463	2015	6
6/3/2015	18	3895.168	2015	6
6/3/2015	19	3871.967	2015	6
6/3/2015	20	3908.566	2015	6
6/3/2015	21	3748.465	2015	6
6/3/2015	22	3457.959	2015	6
6/3/2015	23	3219.359	2015	6
6/4/2015	0	3030.257	2015	6
6/4/2015	1	2924.353	2015	6
6/4/2015	2	2881.649	2015	6
6/4/2015	3	2887.569	2015	6
6/4/2015	4	3009.871	2015	6
6/4/2015	5	3196.169	2015	6

Day	Hr	Total	Year	Month
6/4/2015	6	3473.365	2015	6
6/4/2015	7	3715.019	2015	6
6/4/2015	8	3854.574	2015	6
6/4/2015	9	4050.475	2015	6
6/4/2015	10	4191.475	2015	6
6/4/2015	11	4417.575	2015	6
6/4/2015	12	4560.975	2015	6
6/4/2015	13	4693.975	2015	6
6/4/2015	14	4845.776	2015	6
6/4/2015	15	4942.376	2015	6
6/4/2015	16	4994.175	2015	6
6/4/2015	17	4966.476	2015	6
6/4/2015	18	4841.774	2015	6
6/4/2015	19	4688.571	2015	6
6/4/2015	20	4590.67	2015	6
6/4/2015	21	4312.975	2015	6
6/4/2015	22	3928.065	2015	6
6/4/2015	23	3556.654	2015	6
6/5/2015	0	3270.769	2015	6
6/5/2015	1	3143.367	2015	6
6/5/2015	2	3043.267	2015	6
6/5/2015	3	3000.866	2015	6
6/5/2015	4	3113.465	2015	6
6/5/2015	5	3341.665	2015	6
6/5/2015	6	3535.666	2015	6
6/5/2015	7	3754.672	2015	6
6/5/2015	8	4072.724	2015	6
6/5/2015	9	4324.176	2015	6
6/5/2015	10	4524.877	2015	6
6/5/2015	11	4760.876	2015	6
6/5/2015	12	4927.477	2015	6
6/5/2015	13	5098.076	2015	6
6/5/2015	14	5198.677	2015	6
6/5/2015	15	5250.396	2015	6
6/5/2015	16	5234.677	2015	6
6/5/2015	17	5183.776	2015	6
6/5/2015	18	5019.725	2015	6
6/5/2015	19	4846.723	2015	6
6/5/2015	20	4670.171	2015	6
6/5/2015	21	4451.067	2015	6
6/5/2015	22	4037.054	2015	6
6/5/2015	23	3727.717	2015	6
6/6/2015	0	3462.421	2015	6
6/6/2015	1	3291.825	2015	6
6/6/2015	2	3095.224	2015	6
6/6/2015	3	3048.873	2015	6
6/6/2015	4	2996.221	2015	6
6/6/2015	5	2999.17	2015	6
6/6/2015	6	3107.723	2015	6
6/6/2015	7	3364.674	2015	6
6/6/2015	8	3595.673	2015	6
6/6/2015	9	3889.374	2015	6
6/6/2015	10	4099.275	2015	6
6/6/2015	11	4284.475	2015	6
6/6/2015	12	4515.725	2015	6
6/6/2015	13	4626.626	2015	6
6/6/2015	14	4721.175	2015	6
6/6/2015	15	4834.676	2015	6
6/6/2015	16	4815.875	2015	6
6/6/2015	17	4757.475	2015	6
6/6/2015	18	4607.175	2015	6
6/6/2015	19	4402.973	2015	6
6/6/2015	20	4305.521	2015	6
6/6/2015	21	4074.619	2015	6

Day	Hr	Total	Year	Month
6/6/2015	22	3740.856	2015	6
6/6/2015	23	3425.362	2015	6
6/7/2015	0	3167.974	2015	6
6/7/2015	1	3008.773	2015	6
6/7/2015	2	2879.271	2015	6
6/7/2015	3	2867.57	2015	6
6/7/2015	4	2790.97	2015	6
6/7/2015	5	2777.37	2015	6
6/7/2015	6	2867.571	2015	6
6/7/2015	7	3096.475	2015	6
6/7/2015	8	3508.275	2015	6
6/7/2015	9	3842.325	2015	6
6/7/2015	10	4150.227	2015	6
6/7/2015	11	4462.876	2015	6
6/7/2015	12	4712.562	2015	6
6/7/2015	13	4863.176	2015	6
6/7/2015	14	4995.577	2015	6
6/7/2015	15	5115.776	2015	6
6/7/2015	16	5207.177	2015	6
6/7/2015	17	5117.376	2015	6
6/7/2015	18	5051.177	2015	6
6/7/2015	19	4950.125	2015	6
6/7/2015	20	4785.924	2015	6
6/7/2015	21	4587.474	2015	6
6/7/2015	22	4229.874	2015	6
6/7/2015	23	3876.173	2015	6
6/8/2015	0	3671.573	2015	6
6/8/2015	1	3526.974	2015	6
6/8/2015	2	3473.073	2015	6
6/8/2015	3	3446.27	2015	6
6/8/2015	4	3532.47	2015	6
6/8/2015	5	3802.859	2015	6
6/8/2015	6	4052.856	2015	6
6/8/2015	7	4196.97	2015	6
6/8/2015	8	4349.574	2015	6
6/8/2015	9	4483.674	2015	6
6/8/2015	10	4660.671	2015	6
6/8/2015	11	4728.972	2015	6
6/8/2015	12	4833.571	2015	6
6/8/2015	13	4962.013	2015	6
6/8/2015	14	4935.572	2015	6
6/8/2015	15	4734.972	2015	6
6/8/2015	16	4594.173	2015	6
6/8/2015	17	4629.074	2015	6
6/8/2015	18	4531.372	2015	6
6/8/2015	19	4363.82	2015	6
6/8/2015	20	4381.87	2015	6
6/8/2015	21	4173.702	2015	6
6/8/2015	22	3791.162	2015	6
6/8/2015	23	3574.07	2015	6
6/9/2015	0	3349.873	2015	6
6/9/2015	1	3204.974	2015	6
6/9/2015	2	3122.873	2015	6
6/9/2015	3	3053.073	2015	6
6/9/2015	4	3196.873	2015	6
6/9/2015	5	3356.073	2015	6
6/9/2015	6	3626.174	2015	6
6/9/2015	7	3905.573	2015	6
6/9/2015	8	4210.95	2015	6
6/9/2015	9	4393.275	2015	6
6/9/2015	10	4725.176	2015	6
6/9/2015	11	4940.276	2015	6
6/9/2015	12	5264.577	2015	6
6/9/2015	13	5355.559	2015	6

Day	Hr	Total	Year	Month
6/9/2015	14	5463.676	2015	6
6/9/2015	15	5504.876	2015	6
6/9/2015	16	5501.776	2015	6
6/9/2015	17	5437.776	2015	6
6/9/2015	18	5236.476	2015	6
6/9/2015	19	5043.773	2015	6
6/9/2015	20	4885.97	2015	6
6/9/2015	21	4547.969	2015	6
6/9/2015	22	4167.519	2015	6
6/9/2015	23	3756.274	2015	6
6/10/2015	0	3451.573	2015	6
6/10/2015	1	3306.171	2015	6
6/10/2015	2	3187.47	2015	6
6/10/2015	3	3158.069	2015	6
6/10/2015	4	3229.761	2015	6
6/10/2015	5	3404.955	2015	6
6/10/2015	6	3724.67	2015	6
6/10/2015	7	4020.375	2015	6
6/10/2015	8	4314.475	2015	6
6/10/2015	9	4690.776	2015	6
6/10/2015	10	5024.777	2015	6
6/10/2015	11	5305.976	2015	6
6/10/2015	12	5532.476	2015	6
6/10/2015	13	5738.377	2015	6
6/10/2015	14	5897.076	2015	6
6/10/2015	15	5906.577	2015	6
6/10/2015	16	5896.676	2015	6
6/10/2015	17	5812.776	2015	6
6/10/2015	18	5685.376	2015	6
6/10/2015	19	5446.176	2015	6
6/10/2015	20	5311.673	2015	6
6/10/2015	21	4970.371	2015	6
6/10/2015	22	4504.647	2015	6
6/10/2015	23	4089.975	2015	6
6/11/2015	0	3775.77	2015	6
6/11/2015	1	3588.17	2015	6
6/11/2015	2	3407.471	2015	6
6/11/2015	3	3332.771	2015	6
6/11/2015	4	3379.771	2015	6
6/11/2015	5	3606.09	2015	6
6/11/2015	6	3874.574	2015	6
6/11/2015	7	4222.762	2015	6
6/11/2015	8	4572.366	2015	6
6/11/2015	9	4970.276	2015	6
6/11/2015	10	5366.277	2015	6
6/11/2015	11	5694.576	2015	6
6/11/2015	12	5915.376	2015	6
6/11/2015	13	6065.176	2015	6
6/11/2015	14	6135.877	2015	6
6/11/2015	15	6183.776	2015	6
6/11/2015	16	6140.776	2015	6
6/11/2015	17	6004.476	2015	6
6/11/2015	18	5851.577	2015	6
6/11/2015	19	5599.675	2015	6
6/11/2015	20	5465.075	2015	6
6/11/2015	21	5187.373	2015	6
6/11/2015	22	4766.372	2015	6
6/11/2015	23	4346.569	2015	6
6/12/2015	0	4025.27	2015	6
6/12/2015	1	3796.87	2015	6
6/12/2015	2	3651.069	2015	6
6/12/2015	3	3622.87	2015	6
6/12/2015	4	3706.27	2015	6
6/12/2015	5	3921.764	2015	6

Day	Hr	Total	Year	Month
6/12/2015	6	4180.452	2015	6
6/12/2015	7	4549.273	2015	6
6/12/2015	8	4911.575	2015	6
6/12/2015	9	5233.977	2015	6
6/12/2015	10	5549.376	2015	6
6/12/2015	11	5796.276	2015	6
6/12/2015	12	5936.176	2015	6
6/12/2015	13	5993.776	2015	6
6/12/2015	14	6009.576	2015	6
6/12/2015	15	6034.477	2015	6
6/12/2015	16	6070.876	2015	6
6/12/2015	17	5846.224	2015	6
6/12/2015	18	5693.076	2015	6
6/12/2015	19	5524.876	2015	6
6/12/2015	20	5373.929	2015	6
6/12/2015	21	5100.574	2015	6
6/12/2015	22	4749.373	2015	6
6/12/2015	23	4392.374	2015	6
6/13/2015	0	4108.173	2015	6
6/13/2015	1	3901.572	2015	6
6/13/2015	2	3709.17	2015	6
6/13/2015	3	3601.17	2015	6
6/13/2015	4	3565.869	2015	6
6/13/2015	5	3551.07	2015	6
6/13/2015	6	3711.169	2015	6
6/13/2015	7	4040.974	2015	6
6/13/2015	8	4336.075	2015	6
6/13/2015	9	4685.476	2015	6
6/13/2015	10	4916.176	2015	6
6/13/2015	11	5085.077	2015	6
6/13/2015	12	5232.776	2015	6
6/13/2015	13	5339.175	2015	6
6/13/2015	14	5334.576	2015	6
6/13/2015	15	5377.876	2015	6
6/13/2015	16	5429.176	2015	6
6/13/2015	17	5311.776	2015	6
6/13/2015	18	5181.176	2015	6
6/13/2015	19	5018.475	2015	6
6/13/2015	20	4875.573	2015	6
6/13/2015	21	4709.273	2015	6
6/13/2015	22	4347.973	2015	6
6/13/2015	23	4032.472	2015	6
6/14/2015	0	3797.564	2015	6
6/14/2015	1	3626.953	2015	6
6/14/2015	2	3496.868	2015	6
6/14/2015	3	3420.37	2015	6
6/14/2015	4	3363.87	2015	6
6/14/2015	5	3277.069	2015	6
6/14/2015	6	3405.37	2015	6
6/14/2015	7	3763.875	2015	6
6/14/2015	8	4118.376	2015	6
6/14/2015	9	4501.876	2015	6
6/14/2015	10	4798.376	2015	6
6/14/2015	11	4951.676	2015	6
6/14/2015	12	5165.476	2015	6
6/14/2015	13	5251.976	2015	6
6/14/2015	14	5353.177	2015	6
6/14/2015	15	5390.476	2015	6
6/14/2015	16	5510.787	2015	6
6/14/2015	17	5550.256	2015	6
6/14/2015	18	5433.677	2015	6
6/14/2015	19	5257.375	2015	6
6/14/2015	20	5184.774	2015	6
6/14/2015	21	4924.374	2015	6

Day	Hr	Total	Year	Month
6/14/2015	22	4541.675	2015	6
6/14/2015	23	4202.003	2015	6
6/15/2015	0	3983.173	2015	6
6/15/2015	1	3802.672	2015	6
6/15/2015	2	3695.769	2015	6
6/15/2015	3	3649.37	2015	6
6/15/2015	4	3767.87	2015	6
6/15/2015	5	3985.37	2015	6
6/15/2015	6	4271.757	2015	6
6/15/2015	7	4720.368	2015	6
6/15/2015	8	5105.675	2015	6
6/15/2015	9	5371.077	2015	6
6/15/2015	10	5668.776	2015	6
6/15/2015	11	5886.976	2015	6
6/15/2015	12	6034.076	2015	6
6/15/2015	13	6167.075	2015	6
6/15/2015	14	6257.977	2015	6
6/15/2015	15	6262.476	2015	6
6/15/2015	16	6228.376	2015	6
6/15/2015	17	6175.676	2015	6
6/15/2015	18	6022.776	2015	6
6/15/2015	19	5817.776	2015	6
6/15/2015	20	5693.675	2015	6
6/15/2015	21	5354.374	2015	6
6/15/2015	22	4942.862	2015	6
6/15/2015	23	4544.573	2015	6
6/16/2015	0	4296.774	2015	6
6/16/2015	1	4091.173	2015	6
6/16/2015	2	3961.773	2015	6
6/16/2015	3	3885.173	2015	6
6/16/2015	4	3990.871	2015	6
6/16/2015	5	4160.47	2015	6
6/16/2015	6	4360.671	2015	6
6/16/2015	7	4752.475	2015	6
6/16/2015	8	5062.276	2015	6
6/16/2015	9	5442.076	2015	6
6/16/2015	10	5689.676	2015	6
6/16/2015	11	5878.476	2015	6
6/16/2015	12	6040.877	2015	6
6/16/2015	13	6125.576	2015	6
6/16/2015	14	6156.976	2015	6
6/16/2015	15	5981.176	2015	6
6/16/2015	16	5829.176	2015	6
6/16/2015	17	5730.976	2015	6
6/16/2015	18	5496.924	2015	6
6/16/2015	19	5328.874	2015	6
6/16/2015	20	5269.721	2015	6
6/16/2015	21	4909.666	2015	6
6/16/2015	22	4549.653	2015	6
6/16/2015	23	4225.663	2015	6
6/17/2015	0	3950.371	2015	6
6/17/2015	1	3769.371	2015	6
6/17/2015	2	3668.871	2015	6
6/17/2015	3	3614.171	2015	6
6/17/2015	4	3747.32	2015	6
6/17/2015	5	3976.62	2015	6
6/17/2015	6	4189.771	2015	6
6/17/2015	7	4356.871	2015	6
6/17/2015	8	4625.121	2015	6
6/17/2015	9	4957.525	2015	6
6/17/2015	10	5266.377	2015	6
6/17/2015	11	5511.876	2015	6
6/17/2015	12	5795.977	2015	6
6/17/2015	13	5909.676	2015	6

Day	Hr	Total	Year	Month
6/17/2015	14	6108.926	2015	6
6/17/2015	15	6083.427	2015	6
6/17/2015	16	5917.673	2015	6
6/17/2015	17	5669.272	2015	6
6/17/2015	18	5480.97	2015	6
6/17/2015	19	5200.019	2015	6
6/17/2015	20	5139.014	2015	6
6/17/2015	21	4833.853	2015	6
6/17/2015	22	4483.768	2015	6
6/17/2015	23	4152.07	2015	6
6/18/2015	0	3840.67	2015	6
6/18/2015	1	3714.47	2015	6
6/18/2015	2	3536.67	2015	6
6/18/2015	3	3459.97	2015	6
6/18/2015	4	3640.872	2015	6
6/18/2015	5	3798.573	2015	6
6/18/2015	6	4048.772	2015	6
6/18/2015	7	4469.621	2015	6
6/18/2015	8	4809.325	2015	6
6/18/2015	9	5243.877	2015	6
6/18/2015	10	5600.576	2015	6
6/18/2015	11	5900.977	2015	6
6/18/2015	12	6088.737	2015	6
6/18/2015	13	6126.076	2015	6
6/18/2015	14	6164.277	2015	6
6/18/2015	15	6110.975	2015	6
6/18/2015	16	5694.172	2015	6
6/18/2015	17	5415.67	2015	6
6/18/2015	18	5159.01	2015	6
6/18/2015	19	4993.755	2015	6
6/18/2015	20	4885.62	2015	6
6/18/2015	21	4614.869	2015	6
6/18/2015	22	4278.47	2015	6
6/18/2015	23	3924.67	2015	6
6/19/2015	0	3699.469	2015	6
6/19/2015	1	3554.969	2015	6
6/19/2015	2	3447.769	2015	6
6/19/2015	3	3487.269	2015	6
6/19/2015	4	3564.817	2015	6
6/19/2015	5	3815.602	2015	6
6/19/2015	6	4014.07	2015	6
6/19/2015	7	4238.368	2015	6
6/19/2015	8	4449.371	2015	6
6/19/2015	9	4675.97	2015	6
6/19/2015	10	4958.374	2015	6
6/19/2015	11	5160.674	2015	6
6/19/2015	12	5338.874	2015	6
6/19/2015	13	5458.774	2015	6
6/19/2015	14	5447.825	2015	6
6/19/2015	15	5348.226	2015	6
6/19/2015	16	5152.58	2015	6
6/19/2015	17	4900.715	2015	6
6/19/2015	18	4708.643	2015	6
6/19/2015	19	4536.194	2015	6
6/19/2015	20	4551.725	2015	6
6/19/2015	21	4324.028	2015	6
6/19/2015	22	4071.503	2015	6
6/19/2015	23	3810.072	2015	6
6/20/2015	0	3558.666	2015	6
6/20/2015	1	3420.773	2015	6
6/20/2015	2	3293.499	2015	6
6/20/2015	3	3281.262	2015	6
6/20/2015	4	3308.819	2015	6
6/20/2015	5	3329.217	2015	6

Day	Hr	Total	Year	Month
6/20/2015	6	3431.002	2015	6
6/20/2015	7	3628.118	2015	6
6/20/2015	8	3809.769	2015	6
6/20/2015	9	4012.371	2015	6
6/20/2015	10	4085.17	2015	6
6/20/2015	11	4155.37	2015	6
6/20/2015	12	4168.17	2015	6
6/20/2015	13	4193.973	2015	6
6/20/2015	14	4318.775	2015	6
6/20/2015	15	4420.175	2015	6
6/20/2015	16	4526.276	2015	6
6/20/2015	17	4572.775	2015	6
6/20/2015	18	4580.974	2015	6
6/20/2015	19	4412.422	2015	6
6/20/2015	20	4319.571	2015	6
6/20/2015	21	4134.969	2015	6
6/20/2015	22	3854.513	2015	6
6/20/2015	23	3569.752	2015	6
6/21/2015	0	3369.669	2015	6
6/21/2015	1	3207.27	2015	6
6/21/2015	2	3074.268	2015	6
6/21/2015	3	3061.919	2015	6
6/21/2015	4	3030.719	2015	6
6/21/2015	5	3009.773	2015	6
6/21/2015	6	3129.872	2015	6
6/21/2015	7	3400.82	2015	6
6/21/2015	8	3803.322	2015	6
6/21/2015	9	4125.775	2015	6
6/21/2015	10	4486.676	2015	6
6/21/2015	11	4745.376	2015	6
6/21/2015	12	4862.776	2015	6
6/21/2015	13	4995.676	2015	6
6/21/2015	14	5154.88	2015	6
6/21/2015	15	5200.076	2015	6
6/21/2015	16	5213.427	2015	6
6/21/2015	17	5105.558	2015	6
6/21/2015	18	4950.576	2015	6
6/21/2015	19	4789.474	2015	6
6/21/2015	20	4764.273	2015	6
6/21/2015	21	4520.571	2015	6
6/21/2015	22	4249.57	2015	6
6/21/2015	23	3805.47	2015	6
6/22/2015	0	3617.261	2015	6
6/22/2015	1	3432.254	2015	6
6/22/2015	2	3290.768	2015	6
6/22/2015	3	3248.819	2015	6
6/22/2015	4	3406.417	2015	6
6/22/2015	5	3617.469	2015	6
6/22/2015	6	3834.117	2015	6
6/22/2015	7	4065.169	2015	6
6/22/2015	8	4360.77	2015	6
6/22/2015	9	4698.275	2015	6
6/22/2015	10	5034.225	2015	6
6/22/2015	11	5287.976	2015	6
6/22/2015	12	5481.126	2015	6
6/22/2015	13	5689.325	2015	6
6/22/2015	14	5828.275	2015	6
6/22/2015	15	5924.776	2015	6
6/22/2015	16	5868.275	2015	6
6/22/2015	17	5749.575	2015	6
6/22/2015	18	5579.224	2015	6
6/22/2015	19	5417.024	2015	6
6/22/2015	20	5326.273	2015	6
6/22/2015	21	5064.673	2015	6

Day	Hr	Total	Year	Month
6/22/2015	22	4680.872	2015	6
6/22/2015	23	4332.172	2015	6
6/23/2015	0	4086.822	2015	6
6/23/2015	1	3899.471	2015	6
6/23/2015	2	3786.608	2015	6
6/23/2015	3	3744.358	2015	6
6/23/2015	4	3832.104	2015	6
6/23/2015	5	4030.868	2015	6
6/23/2015	6	4253.769	2015	6
6/23/2015	7	4531.372	2015	6
6/23/2015	8	4886.574	2015	6
6/23/2015	9	5214.776	2015	6
6/23/2015	10	5533.875	2015	6
6/23/2015	11	5807.025	2015	6
6/23/2015	12	5997.575	2015	6
6/23/2015	13	6009.081	2015	6
6/23/2015	14	6168.875	2015	6
6/23/2015	15	6148.975	2015	6
6/23/2015	16	6130.176	2015	6
6/23/2015	17	6046.276	2015	6
6/23/2015	18	5871.725	2015	6
6/23/2015	19	5661.324	2015	6
6/23/2015	20	5466.423	2015	6
6/23/2015	21	5141.572	2015	6
6/23/2015	22	4676.12	2015	6
6/23/2015	23	4262.718	2015	6
6/24/2015	0	3930.069	2015	6
6/24/2015	1	3658.168	2015	6
6/24/2015	2	3459.218	2015	6
6/24/2015	3	3382.218	2015	6
6/24/2015	4	3441.167	2015	6
6/24/2015	5	3580.266	2015	6
6/24/2015	6	3795.864	2015	6
6/24/2015	7	4011.351	2015	6
6/24/2015	8	4276.268	2015	6
6/24/2015	9	4542.471	2015	6
6/24/2015	10	4817.674	2015	6
6/24/2015	11	5083.024	2015	6
6/24/2015	12	5271.924	2015	6
6/24/2015	13	5458.241	2015	6
6/24/2015	14	5607.425	2015	6
6/24/2015	15	5645.574	2015	6
6/24/2015	16	5659.974	2015	6
6/24/2015	17	5473.073	2015	6
6/24/2015	18	5345.973	2015	6
6/24/2015	19	5101.471	2015	6
6/24/2015	20	4913.469	2015	6
6/24/2015	21	4590.268	2015	6
6/24/2015	22	4208.268	2015	6
6/24/2015	23	3863.469	2015	6
6/25/2015	0	3577.167	2015	6
6/25/2015	1	3370.167	2015	6
6/25/2015	2	3239.257	2015	6
6/25/2015	3	3164.349	2015	6
6/25/2015	4	3274.963	2015	6
6/25/2015	5	3483.665	2015	6
6/25/2015	6	3678.465	2015	6
6/25/2015	7	3925.467	2015	6
6/25/2015	8	4128.772	2015	6
6/25/2015	9	4352.172	2015	6
6/25/2015	10	4579.673	2015	6
6/25/2015	11	4838.124	2015	6
6/25/2015	12	5155.626	2015	6
6/25/2015	13	5475.575	2015	6

Day	Hr	Total	Year	Month
6/25/2015	14	5698.676	2015	6
6/25/2015	15	5853.676	2015	6
6/25/2015	16	5870.376	2015	6
6/25/2015	17	5782.626	2015	6
6/25/2015	18	5603.225	2015	6
6/25/2015	19	5454.675	2015	6
6/25/2015	20	5375.373	2015	6
6/25/2015	21	5077.673	2015	6
6/25/2015	22	4696.163	2015	6
6/25/2015	23	4289.269	2015	6
6/26/2015	0	3999.555	2015	6
6/26/2015	1	3744.561	2015	6
6/26/2015	2	3548.868	2015	6
6/26/2015	3	3453.168	2015	6
6/26/2015	4	3526.1	2015	6
6/26/2015	5	3681.384	2015	6
6/26/2015	6	3858.818	2015	6
6/26/2015	7	4063.47	2015	6
6/26/2015	8	4357.069	2015	6
6/26/2015	9	4607.069	2015	6
6/26/2015	10	4929.674	2015	6
6/26/2015	11	5231.976	2015	6
6/26/2015	12	5425.575	2015	6
6/26/2015	13	5607.575	2015	6
6/26/2015	14	5686.376	2015	6
6/26/2015	15	5700.275	2015	6
6/26/2015	16	5542.723	2015	6
6/26/2015	17	5084.319	2015	6
6/26/2015	18	4732.259	2015	6
6/26/2015	19	4527.857	2015	6
6/26/2015	20	4461.468	2015	6
6/26/2015	21	4248.468	2015	6
6/26/2015	22	3969.168	2015	6
6/26/2015	23	3722.416	2015	6
6/27/2015	0	3507.617	2015	6
6/27/2015	1	3326.367	2015	6
6/27/2015	2	3228.812	2015	6
6/27/2015	3	3152.454	2015	6
6/27/2015	4	3183.216	2015	6
6/27/2015	5	3193.266	2015	6
6/27/2015	6	3289.566	2015	6
6/27/2015	7	3492.665	2015	6
6/27/2015	8	3677.315	2015	6
6/27/2015	9	3791.916	2015	6
6/27/2015	10	3815.568	2015	6
6/27/2015	11	3845.869	2015	6
6/27/2015	12	3909.07	2015	6
6/27/2015	13	3911.37	2015	6
6/27/2015	14	3931.971	2015	6
6/27/2015	15	4004.57	2015	6
6/27/2015	16	4016.97	2015	6
6/27/2015	17	4038.169	2015	6
6/27/2015	18	3895.469	2015	6
6/27/2015	19	3701.568	2015	6
6/27/2015	20	3631.567	2015	6
6/27/2015	21	3481.661	2015	6
6/27/2015	22	3234.048	2015	6
6/27/2015	23	2986.758	2015	6
6/28/2015	0	2859.857	2015	6
6/28/2015	1	2783.157	2015	6
6/28/2015	2	2606.855	2015	6
6/28/2015	3	2587.956	2015	6
6/28/2015	4	2592.753	2015	6
6/28/2015	5	2576.253	2015	6

Day	Hr	Total	Year	Month
6/28/2015	6	2644.692	2015	6
6/28/2015	7	2831.549	2015	6
6/28/2015	8	3130.568	2015	6
6/28/2015	9	3281.272	2015	6
6/28/2015	10	3431.173	2015	6
6/28/2015	11	3649.073	2015	6
6/28/2015	12	3765.174	2015	6
6/28/2015	13	3840.882	2015	6
6/28/2015	14	4045.374	2015	6
6/28/2015	15	4190.074	2015	6
6/28/2015	16	4266.223	2015	6
6/28/2015	17	4299.174	2015	6
6/28/2015	18	4163.221	2015	6
6/28/2015	19	4035.369	2015	6
6/28/2015	20	3948.569	2015	6
6/28/2015	21	3795.969	2015	6
6/28/2015	22	3448.268	2015	6
6/28/2015	23	3252.467	2015	6
6/29/2015	0	2992.668	2015	6
6/29/2015	1	2912.166	2015	6
6/29/2015	2	2823.151	2015	6
6/29/2015	3	2843.458	2015	6
6/29/2015	4	3019.865	2015	6
6/29/2015	5	3244.51	2015	6
6/29/2015	6	3366.215	2015	6
6/29/2015	7	3656.217	2015	6
6/29/2015	8	3826.519	2015	6
6/29/2015	9	4042.971	2015	6
6/29/2015	10	4302.623	2015	6
6/29/2015	11	4490.724	2015	6
6/29/2015	12	4648.874	2015	6
6/29/2015	13	4787.889	2015	6
6/29/2015	14	4890.674	2015	6
6/29/2015	15	4930.375	2015	6
6/29/2015	16	4905.474	2015	6
6/29/2015	17	4874.174	2015	6
6/29/2015	18	4745.373	2015	6
6/29/2015	19	4594.571	2015	6
6/29/2015	20	4476.269	2015	6
6/29/2015	21	4267.766	2015	6
6/29/2015	22	3908.102	2015	6
6/29/2015	23	3570.865	2015	6
6/30/2015	0	3374.116	2015	6
6/30/2015	1	3167.966	2015	6
6/30/2015	2	3056.166	2015	6
6/30/2015	3	3055.664	2015	6
6/30/2015	4	3183.566	2015	6
6/30/2015	5	3345.96	2015	6
6/30/2015	6	3507.368	2015	6
6/30/2015	7	3757.071	2015	6
6/30/2015	8	3979.868	2015	6
6/30/2015	9	4181.078	2015	6
6/30/2015	10	4440.674	2015	6
6/30/2015	11	4685.076	2015	6
6/30/2015	12	4886.275	2015	6
6/30/2015	13	5084.676	2015	6
6/30/2015	14	5146.076	2015	6
6/30/2015	15	5157.276	2015	6
6/30/2015	16	5145.076	2015	6
6/30/2015	17	5047.826	2015	6
6/30/2015	18	4804.525	2015	6
6/30/2015	19	4580.476	2015	6
6/30/2015	20	4445.376	2015	6
6/30/2015	21	4197.975	2015	6

Day	Hr	Total	Year	Month
6/30/2015	22	3861.276	2015	6
6/30/2015	23	3574.176	2015	6
7/1/2015	0	3373.925	2015	7
7/1/2015	1	3160.125	2015	7
7/1/2015	2	3014.663	2015	7
7/1/2015	3	3059.164	2015	7
7/1/2015	4	3127.574	2015	7
7/1/2015	5	3356.574	2015	7
7/1/2015	6	3559.375	2015	7
7/1/2015	7	3801.477	2015	7
7/1/2015	8	3984.528	2015	7
7/1/2015	9	4174.826	2015	7
7/1/2015	10	4341.476	2015	7
7/1/2015	11	4494.172	2015	7
7/1/2015	12	4652.718	2015	7
7/1/2015	13	4658.505	2015	7
7/1/2015	14	4600.657	2015	7
7/1/2015	15	4554.557	2015	7
7/1/2015	16	4534.557	2015	7
7/1/2015	17	4447.556	2015	7
7/1/2015	18	4378.957	2015	7
7/1/2015	19	4312.607	2015	7
7/1/2015	20	4337.057	2015	7
7/1/2015	21	4120.506	2015	7
7/1/2015	22	3815.657	2015	7
7/1/2015	23	3574.757	2015	7
7/2/2015	0	3373.557	2015	7
7/2/2015	1	3284.357	2015	7
7/2/2015	2	3151.656	2015	7
7/2/2015	3	3149.357	2015	7
7/2/2015	4	3291.756	2015	7
7/2/2015	5	3490.657	2015	7
7/2/2015	6	3662.156	2015	7
7/2/2015	7	3776.056	2015	7
7/2/2015	8	3947.957	2015	7
7/2/2015	9	4109.306	2015	7
7/2/2015	10	4218.158	2015	7
7/2/2015	11	4348.608	2015	7
7/2/2015	12	4471.556	2015	7
7/2/2015	13	4581.357	2015	7
7/2/2015	14	4576.257	2015	7
7/2/2015	15	4551.757	2015	7
7/2/2015	16	4623.057	2015	7
7/2/2015	17	4545.557	2015	7
7/2/2015	18	4418.156	2015	7
7/2/2015	19	4284.257	2015	7
7/2/2015	20	4238.456	2015	7
7/2/2015	21	4078.357	2015	7
7/2/2015	22	3732.658	2015	7
7/2/2015	23	3439.558	2015	7
7/3/2015	0	3274.259	2015	7
7/3/2015	1	3132.658	2015	7
7/3/2015	2	3051.5	2015	7
7/3/2015	3	3003.716	2015	7
7/3/2015	4	3037.457	2015	7
7/3/2015	5	3123.359	2015	7
7/3/2015	6	3155.258	2015	7
7/3/2015	7	3330.207	2015	7
7/3/2015	8	3509.808	2015	7
7/3/2015	9	3686.758	2015	7
7/3/2015	10	3797.758	2015	7
7/3/2015	11	3957.058	2015	7
7/3/2015	12	4084.869	2015	7
7/3/2015	13	4153.273	2015	7

Day	Hr	Total	Year	Month
7/3/2015	14	4082.476	2015	7
7/3/2015	15	4069.225	2015	7
7/3/2015	16	4046.826	2015	7
7/3/2015	17	3986.575	2015	7
7/3/2015	18	3871.276	2015	7
7/3/2015	19	3756.175	2015	7
7/3/2015	20	3764.974	2015	7
7/3/2015	21	3584.576	2015	7
7/3/2015	22	3375.877	2015	7
7/3/2015	23	3168.627	2015	7
7/4/2015	0	3000.727	2015	7
7/4/2015	1	2833.677	2015	7
7/4/2015	2	2771.977	2015	7
7/4/2015	3	2746.827	2015	7
7/4/2015	4	2746.777	2015	7
7/4/2015	5	2781.226	2015	7
7/4/2015	6	2743.971	2015	7
7/4/2015	7	2902.861	2015	7
7/4/2015	8	3146.777	2015	7
7/4/2015	9	3408.177	2015	7
7/4/2015	10	3679.376	2015	7
7/4/2015	11	3866.275	2015	7
7/4/2015	12	4013.175	2015	7
7/4/2015	13	4119.476	2015	7
7/4/2015	14	4265.326	2015	7
7/4/2015	15	4388.925	2015	7
7/4/2015	16	4371.776	2015	7
7/4/2015	17	4262.676	2015	7
7/4/2015	18	4099.775	2015	7
7/4/2015	19	3887.926	2015	7
7/4/2015	20	3777.225	2015	7
7/4/2015	21	3663.876	2015	7
7/4/2015	22	3508.375	2015	7
7/4/2015	23	3298.675	2015	7
7/5/2015	0	3094.82	2015	7
7/5/2015	1	2960.771	2015	7
7/5/2015	2	2840.285	2015	7
7/5/2015	3	2798.477	2015	7
7/5/2015	4	2809.177	2015	7
7/5/2015	5	2778.177	2015	7
7/5/2015	6	2858.477	2015	7
7/5/2015	7	2952.377	2015	7
7/5/2015	8	3116.827	2015	7
7/5/2015	9	3323.127	2015	7
7/5/2015	10	3414.377	2015	7
7/5/2015	11	3632.276	2015	7
7/5/2015	12	3729.475	2015	7
7/5/2015	13	3804.476	2015	7
7/5/2015	14	3875.675	2015	7
7/5/2015	15	4004.226	2015	7
7/5/2015	16	4165.625	2015	7
7/5/2015	17	4228.176	2015	7
7/5/2015	18	4199.176	2015	7
7/5/2015	19	4063.525	2015	7
7/5/2015	20	4034.622	2015	7
7/5/2015	21	3814.759	2015	7
7/5/2015	22	3519.724	2015	7
7/5/2015	23	3245.925	2015	7
7/6/2015	0	3103.875	2015	7
7/6/2015	1	2993.375	2015	7
7/6/2015	2	2944.574	2015	7
7/6/2015	3	2945.475	2015	7
7/6/2015	4	3077.676	2015	7
7/6/2015	5	3273.726	2015	7

Day	Hr	Total	Year	Month
7/6/2015	6	3539.526	2015	7
7/6/2015	7	3809.264	2015	7
7/6/2015	8	4101.371	2015	7
7/6/2015	9	4396.576	2015	7
7/6/2015	10	4716.275	2015	7
7/6/2015	11	5032.976	2015	7
7/6/2015	12	5253.876	2015	7
7/6/2015	13	5454.075	2015	7
7/6/2015	14	5529.026	2015	7
7/6/2015	15	5590.626	2015	7
7/6/2015	16	5648.076	2015	7
7/6/2015	17	5610.526	2015	7
7/6/2015	18	5475.225	2015	7
7/6/2015	19	5243.976	2015	7
7/6/2015	20	5113.426	2015	7
7/6/2015	21	4787.825	2015	7
7/6/2015	22	4401.026	2015	7
7/6/2015	23	4075.025	2015	7
7/7/2015	0	3766.776	2015	7
7/7/2015	1	3598.876	2015	7
7/7/2015	2	3473.375	2015	7
7/7/2015	3	3452.759	2015	7
7/7/2015	4	3555.969	2015	7
7/7/2015	5	3755.375	2015	7
7/7/2015	6	3944.075	2015	7
7/7/2015	7	4212.725	2015	7
7/7/2015	8	4445.326	2015	7
7/7/2015	9	4629.176	2015	7
7/7/2015	10	4800.695	2015	7
7/7/2015	11	4887.576	2015	7
7/7/2015	12	4867.576	2015	7
7/7/2015	13	4937.826	2015	7
7/7/2015	14	4913.519	2015	7
7/7/2015	15	4814.435	2015	7
7/7/2015	16	4671.926	2015	7
7/7/2015	17	4607.776	2015	7
7/7/2015	18	4525.575	2015	7
7/7/2015	19	4471.875	2015	7
7/7/2015	20	4445.375	2015	7
7/7/2015	21	4316.471	2015	7
7/7/2015	22	4004.208	2015	7
7/7/2015	23	3802.076	2015	7
7/8/2015	0	3514.826	2015	7
7/8/2015	1	3440.577	2015	7
7/8/2015	2	3331.577	2015	7
7/8/2015	3	3294.876	2015	7
7/8/2015	4	3413.877	2015	7
7/8/2015	5	3663.077	2015	7
7/8/2015	6	3886.776	2015	7
7/8/2015	7	4069.677	2015	7
7/8/2015	8	4270.477	2015	7
7/8/2015	9	4424.977	2015	7
7/8/2015	10	4589.177	2015	7
7/8/2015	11	4645.676	2015	7
7/8/2015	12	4784.319	2015	7
7/8/2015	13	4897.218	2015	7
7/8/2015	14	4982.026	2015	7
7/8/2015	15	4992.226	2015	7
7/8/2015	16	5077.625	2015	7
7/8/2015	17	5104.426	2015	7
7/8/2015	18	4978.126	2015	7
7/8/2015	19	4822.875	2015	7
7/8/2015	20	4805.076	2015	7
7/8/2015	21	4536.625	2015	7

Day	Hr	Total	Year	Month
7/8/2015	22	4224.924	2015	7
7/8/2015	23	3959.969	2015	7
7/9/2015	0	3706.866	2015	7
7/9/2015	1	3539.477	2015	7
7/9/2015	2	3487.624	2015	7
7/9/2015	3	3472.025	2015	7
7/9/2015	4	3606.275	2015	7
7/9/2015	5	3780.925	2015	7
7/9/2015	6	3995.926	2015	7
7/9/2015	7	4241.377	2015	7
7/9/2015	8	4387.078	2015	7
7/9/2015	9	4537.377	2015	7
7/9/2015	10	4666.577	2015	7
7/9/2015	11	4796.677	2015	7
7/9/2015	12	4907.778	2015	7
7/9/2015	13	5096.867	2015	7
7/9/2015	14	5223.969	2015	7
7/9/2015	15	5288.777	2015	7
7/9/2015	16	5319.977	2015	7
7/9/2015	17	5311.878	2015	7
7/9/2015	18	5188.277	2015	7
7/9/2015	19	5055.578	2015	7
7/9/2015	20	4937.077	2015	7
7/9/2015	21	4711.128	2015	7
7/9/2015	22	4304.327	2015	7
7/9/2015	23	3967.277	2015	7
7/10/2015	0	3643.577	2015	7
7/10/2015	1	3468.478	2015	7
7/10/2015	2	3366.477	2015	7
7/10/2015	3	3346.978	2015	7
7/10/2015	4	3427.127	2015	7
7/10/2015	5	3638.014	2015	7
7/10/2015	6	3840.37	2015	7
7/10/2015	7	4072.277	2015	7
7/10/2015	8	4414.228	2015	7
7/10/2015	9	4723.477	2015	7
7/10/2015	10	4910.578	2015	7
7/10/2015	11	4992.728	2015	7
7/10/2015	12	5016.577	2015	7
7/10/2015	13	5169.527	2015	7
7/10/2015	14	5123.078	2015	7
7/10/2015	15	5151.027	2015	7
7/10/2015	16	5010.177	2015	7
7/10/2015	17	4824.378	2015	7
7/10/2015	18	4726.477	2015	7
7/10/2015	19	4512.278	2015	7
7/10/2015	20	4433.176	2015	7
7/10/2015	21	4277.478	2015	7
7/10/2015	22	3940.078	2015	7
7/10/2015	23	3609.361	2015	7
7/11/2015	0	3380.271	2015	7
7/11/2015	1	3225.077	2015	7
7/11/2015	2	3103.577	2015	7
7/11/2015	3	3035.476	2015	7
7/11/2015	4	3025.777	2015	7
7/11/2015	5	3038.776	2015	7
7/11/2015	6	3131.677	2015	7
7/11/2015	7	3304.927	2015	7
7/11/2015	8	3582.928	2015	7
7/11/2015	9	3840.477	2015	7
7/11/2015	10	4138.478	2015	7
7/11/2015	11	4309.877	2015	7
7/11/2015	12	4525.778	2015	7
7/11/2015	13	4699.077	2015	7

Day	Hr	Total	Year	Month
7/11/2015	14	4814.727	2015	7
7/11/2015	15	4936.628	2015	7
7/11/2015	16	4995.378	2015	7
7/11/2015	17	4938.677	2015	7
7/11/2015	18	4814.727	2015	7
7/11/2015	19	4603.428	2015	7
7/11/2015	20	4512.677	2015	7
7/11/2015	21	4251.761	2015	7
7/11/2015	22	3997.621	2015	7
7/11/2015	23	3652.427	2015	7
7/12/2015	0	3444.377	2015	7
7/12/2015	1	3298.278	2015	7
7/12/2015	2	3200.076	2015	7
7/12/2015	3	3155.277	2015	7
7/12/2015	4	3157.477	2015	7
7/12/2015	5	3187.776	2015	7
7/12/2015	6	3223.073	2015	7
7/12/2015	7	3257.264	2015	7
7/12/2015	8	3463.078	2015	7
7/12/2015	9	3667.777	2015	7
7/12/2015	10	3932.778	2015	7
7/12/2015	11	4296.377	2015	7
7/12/2015	12	4623.177	2015	7
7/12/2015	13	4848.228	2015	7
7/12/2015	14	5049.627	2015	7
7/12/2015	15	5194.978	2015	7
7/12/2015	16	5221.728	2015	7
7/12/2015	17	5202.727	2015	7
7/12/2015	18	5076.978	2015	7
7/12/2015	19	4912.977	2015	7
7/12/2015	20	4793.177	2015	7
7/12/2015	21	4632.578	2015	7
7/12/2015	22	4250.278	2015	7
7/12/2015	23	3899.027	2015	7
7/13/2015	0	3665.727	2015	7
7/13/2015	1	3503.428	2015	7
7/13/2015	2	3403.223	2015	7
7/13/2015	3	3382.161	2015	7
7/13/2015	4	3492.676	2015	7
7/13/2015	5	3701.027	2015	7
7/13/2015	6	3931.227	2015	7
7/13/2015	7	4266.877	2015	7
7/13/2015	8	4665.577	2015	7
7/13/2015	9	5091.178	2015	7
7/13/2015	10	5516.078	2015	7
7/13/2015	11	5799.677	2015	7
7/13/2015	12	6043.878	2015	7
7/13/2015	13	5937.877	2015	7
7/13/2015	14	5531.878	2015	7
7/13/2015	15	5198.777	2015	7
7/13/2015	16	5101.478	2015	7
7/13/2015	17	5037.777	2015	7
7/13/2015	18	4956.678	2015	7
7/13/2015	19	4787.827	2015	7
7/13/2015	20	4750.728	2015	7
7/13/2015	21	4607.013	2015	7
7/13/2015	22	4136.277	2015	7
7/13/2015	23	3887.666	2015	7
7/14/2015	0	3778.068	2015	7
7/14/2015	1	3637.577	2015	7
7/14/2015	2	3499.578	2015	7
7/14/2015	3	3417.677	2015	7
7/14/2015	4	3535.877	2015	7
7/14/2015	5	3731.076	2015	7

Day	Hr	Total	Year	Month
7/14/2015	6	3892.586	2015	7
7/14/2015	7	4139.877	2015	7
7/14/2015	8	4395.478	2015	7
7/14/2015	9	4751.177	2015	7
7/14/2015	10	5064.577	2015	7
7/14/2015	11	5279.878	2015	7
7/14/2015	12	5481.128	2015	7
7/14/2015	13	5744.527	2015	7
7/14/2015	14	5917.629	2015	7
7/14/2015	15	5999.627	2015	7
7/14/2015	16	5932.178	2015	7
7/14/2015	17	5828.378	2015	7
7/14/2015	18	5582.977	2015	7
7/14/2015	19	5285.078	2015	7
7/14/2015	20	5098.377	2015	7
7/14/2015	21	4821.278	2015	7
7/14/2015	22	4417.777	2015	7
7/14/2015	23	4043.778	2015	7
7/15/2015	0	3777.977	2015	7
7/15/2015	1	3579.676	2015	7
7/15/2015	2	3430.818	2015	7
7/15/2015	3	3396.974	2015	7
7/15/2015	4	3434.127	2015	7
7/15/2015	5	3635.777	2015	7
7/15/2015	6	3812.428	2015	7
7/15/2015	7	4033.428	2015	7
7/15/2015	8	4215.528	2015	7
7/15/2015	9	4353.978	2015	7
7/15/2015	10	4544.028	2015	7
7/15/2015	11	4638.177	2015	7
7/15/2015	12	4758.928	2015	7
7/15/2015	13	4941.627	2015	7
7/15/2015	14	5090.077	2015	7
7/15/2015	15	5225.878	2015	7
7/15/2015	16	5192.127	2015	7
7/15/2015	17	5211.828	2015	7
7/15/2015	18	5069.377	2015	7
7/15/2015	19	4931.678	2015	7
7/15/2015	20	4841.127	2015	7
7/15/2015	21	4546.928	2015	7
7/15/2015	22	4198.712	2015	7
7/15/2015	23	3845.619	2015	7
7/16/2015	0	3545.178	2015	7
7/16/2015	1	3354.585	2015	7
7/16/2015	2	3287.077	2015	7
7/16/2015	3	3260.578	2015	7
7/16/2015	4	3333.977	2015	7
7/16/2015	5	3520.077	2015	7
7/16/2015	6	3726.577	2015	7
7/16/2015	7	3987.478	2015	7
7/16/2015	8	4247.478	2015	7
7/16/2015	9	4569.577	2015	7
7/16/2015	10	4836.028	2015	7
7/16/2015	11	5060.527	2015	7
7/16/2015	12	5305.978	2015	7
7/16/2015	13	5512.078	2015	7
7/16/2015	14	5665.377	2015	7
7/16/2015	15	5738.428	2015	7
7/16/2015	16	5700.427	2015	7
7/16/2015	17	5652.678	2015	7
7/16/2015	18	5492.827	2015	7
7/16/2015	19	5310.528	2015	7
7/16/2015	20	5140.477	2015	7
7/16/2015	21	4837.228	2015	7

Day	Hr	Total	Year	Month
7/16/2015	22	4443.377	2015	7
7/16/2015	23	4073.118	2015	7
7/17/2015	0	3796.064	2015	7
7/17/2015	1	3600.077	2015	7
7/17/2015	2	3490.977	2015	7
7/17/2015	3	3409.179	2015	7
7/17/2015	4	3496.777	2015	7
7/17/2015	5	3647.178	2015	7
7/17/2015	6	3904.178	2015	7
7/17/2015	7	4226.777	2015	7
7/17/2015	8	4614.728	2015	7
7/17/2015	9	5046.127	2015	7
7/17/2015	10	5383.977	2015	7
7/17/2015	11	5656.678	2015	7
7/17/2015	12	5917.32	2015	7
7/17/2015	13	6118.378	2015	7
7/17/2015	14	6141.678	2015	7
7/17/2015	15	6131.577	2015	7
7/17/2015	16	6083.378	2015	7
7/17/2015	17	5925.978	2015	7
7/17/2015	18	5786.827	2015	7
7/17/2015	19	5636.128	2015	7
7/17/2015	20	5467.927	2015	7
7/17/2015	21	5125.041	2015	7
7/17/2015	22	4536.478	2015	7
7/17/2015	23	4153.778	2015	7
7/18/2015	0	3865.778	2015	7
7/18/2015	1	3654.878	2015	7
7/18/2015	2	3497.828	2015	7
7/18/2015	3	3386.485	2015	7
7/18/2015	4	3408.471	2015	7
7/18/2015	5	3411.578	2015	7
7/18/2015	6	3471.977	2015	7
7/18/2015	7	3791.478	2015	7
7/18/2015	8	4149.827	2015	7
7/18/2015	9	4595.627	2015	7
7/18/2015	10	4957.628	2015	7
7/18/2015	11	5286.979	2015	7
7/18/2015	12	5556.928	2015	7
7/18/2015	13	5723.578	2015	7
7/18/2015	14	5791.927	2015	7
7/18/2015	15	5843.428	2015	7
7/18/2015	16	5796.028	2015	7
7/18/2015	17	5717.427	2015	7
7/18/2015	18	5590.777	2015	7
7/18/2015	19	5428.378	2015	7
7/18/2015	20	5298.677	2015	7
7/18/2015	21	5082.778	2015	7
7/18/2015	22	4783.677	2015	7
7/18/2015	23	4445.177	2015	7
7/19/2015	0	4160.378	2015	7
7/19/2015	1	3954.477	2015	7
7/19/2015	2	3739.528	2015	7
7/19/2015	3	3633.127	2015	7
7/19/2015	4	3542.278	2015	7
7/19/2015	5	3548.872	2015	7
7/19/2015	6	3604.961	2015	7
7/19/2015	7	3949.276	2015	7
7/19/2015	8	4337.178	2015	7
7/19/2015	9	4659.077	2015	7
7/19/2015	10	5008.578	2015	7
7/19/2015	11	5344.177	2015	7
7/19/2015	12	5516.478	2015	7
7/19/2015	13	5681.377	2015	7

Day	Hr	Total	Year	Month
7/19/2015	14	5731.778	2015	7
7/19/2015	15	5670.878	2015	7
7/19/2015	16	5654.178	2015	7
7/19/2015	17	5555.977	2015	7
7/19/2015	18	5419.978	2015	7
7/19/2015	19	5225.777	2015	7
7/19/2015	20	5146.678	2015	7
7/19/2015	21	4860.177	2015	7
7/19/2015	22	4561.778	2015	7
7/19/2015	23	4221.477	2015	7
7/20/2015	0	3951.128	2015	7
7/20/2015	1	3738.527	2015	7
7/20/2015	2	3672.277	2015	7
7/20/2015	3	3678.828	2015	7
7/20/2015	4	3779.827	2015	7
7/20/2015	5	3978.927	2015	7
7/20/2015	6	4274.927	2015	7
7/20/2015	7	4551.361	2015	7
7/20/2015	8	4903.275	2015	7
7/20/2015	9	5160.178	2015	7
7/20/2015	10	5429.377	2015	7
7/20/2015	11	5571.778	2015	7
7/20/2015	12	5785.177	2015	7
7/20/2015	13	5919.478	2015	7
7/20/2015	14	5943.578	2015	7
7/20/2015	15	5900.677	2015	7
7/20/2015	16	5962.777	2015	7
7/20/2015	17	5868.378	2015	7
7/20/2015	18	5759.177	2015	7
7/20/2015	19	5588.878	2015	7
7/20/2015	20	5471.477	2015	7
7/20/2015	21	5124.278	2015	7
7/20/2015	22	4790.177	2015	7
7/20/2015	23	4431.778	2015	7
7/21/2015	0	4132.278	2015	7
7/21/2015	1	3899.377	2015	7
7/21/2015	2	3752.068	2015	7
7/21/2015	3	3776.865	2015	7
7/21/2015	4	3825.777	2015	7
7/21/2015	5	4069.678	2015	7
7/21/2015	6	4273.177	2015	7
7/21/2015	7	4559.826	2015	7
7/21/2015	8	4762.426	2015	7
7/21/2015	9	4988.376	2015	7
7/21/2015	10	5327.825	2015	7
7/21/2015	11	5536.526	2015	7
7/21/2015	12	5733.076	2015	7
7/21/2015	13	5935.976	2015	7
7/21/2015	14	6033.076	2015	7
7/21/2015	15	6040.926	2015	7
7/21/2015	16	5985.626	2015	7
7/21/2015	17	5923.976	2015	7
7/21/2015	18	5655.776	2015	7
7/21/2015	19	5417.676	2015	7
7/21/2015	20	5367.176	2015	7
7/21/2015	21	4971.476	2015	7
7/21/2015	22	4575.375	2015	7
7/21/2015	23	4161.376	2015	7
7/22/2015	0	3905.476	2015	7
7/22/2015	1	3643.476	2015	7
7/22/2015	2	3548.775	2015	7
7/22/2015	3	3426.876	2015	7
7/22/2015	4	3527.675	2015	7
7/22/2015	5	3709.473	2015	7

Day	Hr	Total	Year	Month
7/22/2015	6	3863.359	2015	7
7/22/2015	7	4102.772	2015	7
7/22/2015	8	4336.884	2015	7
7/22/2015	9	4608.676	2015	7
7/22/2015	10	4847.476	2015	7
7/22/2015	11	5106.476	2015	7
7/22/2015	12	5315.276	2015	7
7/22/2015	13	5511.075	2015	7
7/22/2015	14	5666.376	2015	7
7/22/2015	15	5687.476	2015	7
7/22/2015	16	5687.876	2015	7
7/22/2015	17	5605.876	2015	7
7/22/2015	18	5436.576	2015	7
7/22/2015	19	5184.576	2015	7
7/22/2015	20	5016.276	2015	7
7/22/2015	21	4681.276	2015	7
7/22/2015	22	4274.288	2015	7
7/22/2015	23	3876.076	2015	7
7/23/2015	0	3625.376	2015	7
7/23/2015	1	3448.575	2015	7
7/23/2015	2	3354.373	2015	7
7/23/2015	3	3326.559	2015	7
7/23/2015	4	3390.473	2015	7
7/23/2015	5	3606.876	2015	7
7/23/2015	6	3778.476	2015	7
7/23/2015	7	4035.376	2015	7
7/23/2015	8	4290.877	2015	7
7/23/2015	9	4582.976	2015	7
7/23/2015	10	4821.576	2015	7
7/23/2015	11	5017.575	2015	7
7/23/2015	12	5238.376	2015	7
7/23/2015	13	5421.776	2015	7
7/23/2015	14	5498.776	2015	7
7/23/2015	15	5555.076	2015	7
7/23/2015	16	5577.076	2015	7
7/23/2015	17	5522.6	2015	7
7/23/2015	18	5327.152	2015	7
7/23/2015	19	5149.976	2015	7
7/23/2015	20	5019.576	2015	7
7/23/2015	21	4727.376	2015	7
7/23/2015	22	4315.476	2015	7
7/23/2015	23	3973.076	2015	7
7/24/2015	0	3685.176	2015	7
7/24/2015	1	3486.276	2015	7
7/24/2015	2	3341.114	2015	7
7/24/2015	3	3273.714	2015	7
7/24/2015	4	3366.875	2015	7
7/24/2015	5	3487.575	2015	7
7/24/2015	6	3707.225	2015	7
7/24/2015	7	4006.428	2015	7
7/24/2015	8	4337.777	2015	7
7/24/2015	9	4702.075	2015	7
7/24/2015	10	4944.076	2015	7
7/24/2015	11	5234.076	2015	7
7/24/2015	12	5427.176	2015	7
7/24/2015	13	5551.426	2015	7
7/24/2015	14	5695.026	2015	7
7/24/2015	15	5752.576	2015	7
7/24/2015	16	5769.076	2015	7
7/24/2015	17	5660.875	2015	7
7/24/2015	18	5464.676	2015	7
7/24/2015	19	5200.276	2015	7
7/24/2015	20	4986.676	2015	7
7/24/2015	21	4683.076	2015	7

Day	Hr	Total	Year	Month
7/24/2015	22	4352.925	2015	7
7/24/2015	23	3955.977	2015	7
7/25/2015	0	3688.277	2015	7
7/25/2015	1	3455.018	2015	7
7/25/2015	2	3279.761	2015	7
7/25/2015	3	3155.175	2015	7
7/25/2015	4	3178.126	2015	7
7/25/2015	5	3176.825	2015	7
7/25/2015	6	3215.677	2015	7
7/25/2015	7	3563.078	2015	7
7/25/2015	8	3912.976	2015	7
7/25/2015	9	4273.375	2015	7
7/25/2015	10	4554.676	2015	7
7/25/2015	11	4840.176	2015	7
7/25/2015	12	5007.326	2015	7
7/25/2015	13	5201.926	2015	7
7/25/2015	14	5380.276	2015	7
7/25/2015	15	5470.476	2015	7
7/25/2015	16	5511.476	2015	7
7/25/2015	17	5424.676	2015	7
7/25/2015	18	5257.475	2015	7
7/25/2015	19	5077.976	2015	7
7/25/2015	20	4933.026	2015	7
7/25/2015	21	4662.626	2015	7
7/25/2015	22	4299.175	2015	7
7/25/2015	23	3962.476	2015	7
7/26/2015	0	3735.776	2015	7
7/26/2015	1	3518.868	2015	7
7/26/2015	2	3412.161	2015	7
7/26/2015	3	3252.977	2015	7
7/26/2015	4	3227.377	2015	7
7/26/2015	5	3198.778	2015	7
7/26/2015	6	3233.978	2015	7
7/26/2015	7	3598.877	2015	7
7/26/2015	8	4035.075	2015	7
7/26/2015	9	4412.376	2015	7
7/26/2015	10	4736.226	2015	7
7/26/2015	11	5024.026	2015	7
7/26/2015	12	5211.976	2015	7
7/26/2015	13	5394.576	2015	7
7/26/2015	14	5489.176	2015	7
7/26/2015	15	5527.175	2015	7
7/26/2015	16	5527.176	2015	7
7/26/2015	17	5508.676	2015	7
7/26/2015	18	5366.376	2015	7
7/26/2015	19	5272.876	2015	7
7/26/2015	20	5115.576	2015	7
7/26/2015	21	4909.076	2015	7
7/26/2015	22	4618.225	2015	7
7/26/2015	23	4247.626	2015	7
7/27/2015	0	3989.326	2015	7
7/27/2015	1	3873.919	2015	7
7/27/2015	2	3735.361	2015	7
7/27/2015	3	3786.776	2015	7
7/27/2015	4	3907.975	2015	7
7/27/2015	5	4134.076	2015	7
7/27/2015	6	4286.176	2015	7
7/27/2015	7	4587.89	2015	7
7/27/2015	8	4892.176	2015	7
7/27/2015	9	5075.675	2015	7
7/27/2015	10	5332.276	2015	7
7/27/2015	11	5639.976	2015	7
7/27/2015	12	5791.526	2015	7
7/27/2015	13	5912.467	2015	7

Day	Hr	Total	Year	Month
7/27/2015	14	6113.576	2015	7
7/27/2015	15	6207.375	2015	7
7/27/2015	16	6292.676	2015	7
7/27/2015	17	6133.126	2015	7
7/27/2015	18	6000.126	2015	7
7/27/2015	19	5780.476	2015	7
7/27/2015	20	5684.276	2015	7
7/27/2015	21	5330.076	2015	7
7/27/2015	22	4945.275	2015	7
7/27/2015	23	4558.376	2015	7
7/28/2015	0	4263.369	2015	7
7/28/2015	1	4052.86	2015	7
7/28/2015	2	3900.126	2015	7
7/28/2015	3	3826.425	2015	7
7/28/2015	4	3909.676	2015	7
7/28/2015	5	4162.476	2015	7
7/28/2015	6	4375.776	2015	7
7/28/2015	7	4631.775	2015	7
7/28/2015	8	5060.176	2015	7
7/28/2015	9	5446.176	2015	7
7/28/2015	10	5839.926	2015	7
7/28/2015	11	6115.333	2015	7
7/28/2015	12	6301.126	2015	7
7/28/2015	13	6374.926	2015	7
7/28/2015	14	6338.426	2015	7
7/28/2015	15	6244.376	2015	7
7/28/2015	16	6078.826	2015	7
7/28/2015	17	5911.976	2015	7
7/28/2015	18	5731.275	2015	7
7/28/2015	19	5533.926	2015	7
7/28/2015	20	5412.826	2015	7
7/28/2015	21	5092.676	2015	7
7/28/2015	22	4728.776	2015	7
7/28/2015	23	4396.776	2015	7
7/29/2015	0	4090.986	2015	7
7/29/2015	1	3910.676	2015	7
7/29/2015	2	3775.226	2015	7
7/29/2015	3	3695.325	2015	7
7/29/2015	4	3787.811	2015	7
7/29/2015	5	4028.419	2015	7
7/29/2015	6	4236.176	2015	7
7/29/2015	7	4523.576	2015	7
7/29/2015	8	4833.389	2015	7
7/29/2015	9	5270.722	2015	7
7/29/2015	10	5631.026	2015	7
7/29/2015	11	5963.376	2015	7
7/29/2015	12	6218.376	2015	7
7/29/2015	13	6347.126	2015	7
7/29/2015	14	6391.726	2015	7
7/29/2015	15	6370.475	2015	7
7/29/2015	16	6235.776	2015	7
7/29/2015	17	5974.376	2015	7
7/29/2015	18	5690.576	2015	7
7/29/2015	19	5471.676	2015	7
7/29/2015	20	5306.776	2015	7
7/29/2015	21	4939.076	2015	7
7/29/2015	22	4644.775	2015	7
7/29/2015	23	4278.872	2015	7
7/30/2015	0	4025.459	2015	7
7/30/2015	1	3858.074	2015	7
7/30/2015	2	3680.776	2015	7
7/30/2015	3	3586.575	2015	7
7/30/2015	4	3643.626	2015	7
7/30/2015	5	3813.326	2015	7

Day	Hr	Total	Year	Month
7/30/2015	6	3945.176	2015	7
7/30/2015	7	4245.126	2015	7
7/30/2015	8	4549.55	2015	7
7/30/2015	9	4876.852	2015	7
7/30/2015	10	5143.675	2015	7
7/30/2015	11	5361.276	2015	7
7/30/2015	12	5536.076	2015	7
7/30/2015	13	5704.776	2015	7
7/30/2015	14	5796.576	2015	7
7/30/2015	15	5831.975	2015	7
7/30/2015	16	5832.476	2015	7
7/30/2015	17	5743.576	2015	7
7/30/2015	18	5517.576	2015	7
7/30/2015	19	5183.776	2015	7
7/30/2015	20	4988.776	2015	7
7/30/2015	21	4687.576	2015	7
7/30/2015	22	4212.777	2015	7
7/30/2015	23	3867.676	2015	7
7/31/2015	0	3551.976	2015	7
7/31/2015	1	3382.876	2015	7
7/31/2015	2	3230.659	2015	7
7/31/2015	3	3163.769	2015	7
7/31/2015	4	3249.726	2015	7
7/31/2015	5	3439.225	2015	7
7/31/2015	6	3636.075	2015	7
7/31/2015	7	3937.276	2015	7
7/31/2015	8	4256.476	2015	7
7/31/2015	9	4619.876	2015	7
7/31/2015	10	4927.776	2015	7
7/31/2015	11	5216.093	2015	7
7/31/2015	12	5435.526	2015	7
7/31/2015	13	5615.726	2015	7
7/31/2015	14	5699.476	2015	7
7/31/2015	15	5720.326	2015	7
7/31/2015	16	5715.076	2015	7
7/31/2015	17	5704.176	2015	7
7/31/2015	18	5503.276	2015	7
7/31/2015	19	5232.826	2015	7
7/31/2015	20	5027.576	2015	7
7/31/2015	21	4698.776	2015	7
7/31/2015	22	4331.175	2015	7
7/31/2015	23	3959.976	2015	7
8/1/2015	0	3671.576	2015	8
8/1/2015	1	3481.776	2015	8
8/1/2015	2	3285.376	2015	8
8/1/2015	3	3190.767	2015	8
8/1/2015	4	3153.363	2015	8
8/1/2015	5	3184.076	2015	8
8/1/2015	6	3252.776	2015	8
8/1/2015	7	3499.076	2015	8
8/1/2015	8	3865.076	2015	8
8/1/2015	9	4198.076	2015	8
8/1/2015	10	4544.876	2015	8
8/1/2015	11	4729.675	2015	8
8/1/2015	12	4869.076	2015	8
8/1/2015	13	5025.976	2015	8
8/1/2015	14	5152.076	2015	8
8/1/2015	15	5223.676	2015	8
8/1/2015	16	5225.776	2015	8
8/1/2015	17	5179.926	2015	8
8/1/2015	18	4963.825	2015	8
8/1/2015	19	4722.676	2015	8
8/1/2015	20	4536.226	2015	8
8/1/2015	21	4230.076	2015	8

Day	Hr	Total	Year	Month
8/1/2015	22	3879.127	2015	8
8/1/2015	23	3515.777	2015	8
8/2/2015	0	3214.276	2015	8
8/2/2015	1	3047.976	2015	8
8/2/2015	2	2988.272	2015	8
8/2/2015	3	2925.559	2015	8
8/2/2015	4	2862.672	2015	8
8/2/2015	5	2904.275	2015	8
8/2/2015	6	2892.774	2015	8
8/2/2015	7	3141.827	2015	8
8/2/2015	8	3422.177	2015	8
8/2/2015	9	3832.926	2015	8
8/2/2015	10	4149.575	2015	8
8/2/2015	11	4404.876	2015	8
8/2/2015	12	4710.426	2015	8
8/2/2015	13	4894.626	2015	8
8/2/2015	14	5047.676	2015	8
8/2/2015	15	5235.976	2015	8
8/2/2015	16	5355.876	2015	8
8/2/2015	17	5333.076	2015	8
8/2/2015	18	5163.726	2015	8
8/2/2015	19	4977.326	2015	8
8/2/2015	20	4853.876	2015	8
8/2/2015	21	4470.475	2015	8
8/2/2015	22	4135.076	2015	8
8/2/2015	23	3726.576	2015	8
8/3/2015	0	3512.177	2015	8
8/3/2015	1	3332.777	2015	8
8/3/2015	2	3245.876	2015	8
8/3/2015	3	3265.477	2015	8
8/3/2015	4	3375.27	2015	8
8/3/2015	5	3650.96	2015	8
8/3/2015	6	3813.176	2015	8
8/3/2015	7	4053.876	2015	8
8/3/2015	8	4281.826	2015	8
8/3/2015	9	4619.626	2015	8
8/3/2015	10	4937.876	2015	8
8/3/2015	11	5237.525	2015	8
8/3/2015	12	5547.926	2015	8
8/3/2015	13	5802.576	2015	8
8/3/2015	14	6043.826	2015	8
8/3/2015	15	6163.426	2015	8
8/3/2015	16	6208.376	2015	8
8/3/2015	17	6109.576	2015	8
8/3/2015	18	5937.876	2015	8
8/3/2015	19	5764.726	2015	8
8/3/2015	20	5618.726	2015	8
8/3/2015	21	5213.776	2015	8
8/3/2015	22	4823.676	2015	8
8/3/2015	23	4399.175	2015	8
8/4/2015	0	4132.576	2015	8
8/4/2015	1	3903.176	2015	8
8/4/2015	2	3700.276	2015	8
8/4/2015	3	3601.776	2015	8
8/4/2015	4	3714.076	2015	8
8/4/2015	5	3908.777	2015	8
8/4/2015	6	4093.577	2015	8
8/4/2015	7	4404.777	2015	8
8/4/2015	8	4765.576	2015	8
8/4/2015	9	5025.975	2015	8
8/4/2015	10	5367.076	2015	8
8/4/2015	11	5554.576	2015	8
8/4/2015	12	5811.476	2015	8
8/4/2015	13	6023.276	2015	8

Day	Hr	Total	Year	Month
8/4/2015	14	6130.126	2015	8
8/4/2015	15	6049.176	2015	8
8/4/2015	16	5908.226	2015	8
8/4/2015	17	5708.076	2015	8
8/4/2015	18	5481.676	2015	8
8/4/2015	19	5180.276	2015	8
8/4/2015	20	4901.472	2015	8
8/4/2015	21	4565.16	2015	8
8/4/2015	22	4210.874	2015	8
8/4/2015	23	3881.028	2015	8
8/5/2015	0	3697.428	2015	8
8/5/2015	1	3459.778	2015	8
8/5/2015	2	3388.377	2015	8
8/5/2015	3	3357.878	2015	8
8/5/2015	4	3474.277	2015	8
8/5/2015	5	3686.578	2015	8
8/5/2015	6	3927.977	2015	8
8/5/2015	7	4163.478	2015	8
8/5/2015	8	4494.277	2015	8
8/5/2015	9	4807.676	2015	8
8/5/2015	10	5113.775	2015	8
8/5/2015	11	5416.726	2015	8
8/5/2015	12	5671.226	2015	8
8/5/2015	13	5810.176	2015	8
8/5/2015	14	5768.176	2015	8
8/5/2015	15	5517.976	2015	8
8/5/2015	16	5272.764	2015	8
8/5/2015	17	5119.866	2015	8
8/5/2015	18	4894.776	2015	8
8/5/2015	19	4811.376	2015	8
8/5/2015	20	4787.775	2015	8
8/5/2015	21	4487.376	2015	8
8/5/2015	22	4153.675	2015	8
8/5/2015	23	3877.344	2015	8
8/6/2015	0	3650.276	2015	8
8/6/2015	1	3501.176	2015	8
8/6/2015	2	3359.976	2015	8
8/6/2015	3	3383.826	2015	8
8/6/2015	4	3468.491	2015	8
8/6/2015	5	3709.386	2015	8
8/6/2015	6	3944.92	2015	8
8/6/2015	7	4105.776	2015	8
8/6/2015	8	4294.875	2015	8
8/6/2015	9	4428.376	2015	8
8/6/2015	10	4397.377	2015	8
8/6/2015	11	4549.678	2015	8
8/6/2015	12	4641.876	2015	8
8/6/2015	13	4651.028	2015	8
8/6/2015	14	4656.226	2015	8
8/6/2015	15	4611.577	2015	8
8/6/2015	16	4623.676	2015	8
8/6/2015	17	4623.676	2015	8
8/6/2015	18	4470.615	2015	8
8/6/2015	19	4461.216	2015	8
8/6/2015	20	4372.526	2015	8
8/6/2015	21	4183.925	2015	8
8/6/2015	22	3896.275	2015	8
8/6/2015	23	3634.676	2015	8
8/7/2015	0	3426.574	2015	8
8/7/2015	1	3300.075	2015	8
8/7/2015	2	3206.275	2015	8
8/7/2015	3	3139.575	2015	8
8/7/2015	4	3228.464	2015	8
8/7/2015	5	3555.366	2015	8

Day	Hr	Total	Year	Month
8/7/2015	6	3728.774	2015	8
8/7/2015	7	3890.676	2015	8
8/7/2015	8	4027.176	2015	8
8/7/2015	9	4143.876	2015	8
8/7/2015	10	4298.876	2015	8
8/7/2015	11	4464.077	2015	8
8/7/2015	12	4521.876	2015	8
8/7/2015	13	4639.076	2015	8
8/7/2015	14	4734.875	2015	8
8/7/2015	15	4744.876	2015	8
8/7/2015	16	4782.876	2015	8
8/7/2015	17	4695.614	2015	8
8/7/2015	18	4554.976	2015	8
8/7/2015	19	4375.576	2015	8
8/7/2015	20	4415.366	2015	8
8/7/2015	21	4170.465	2015	8
8/7/2015	22	3845.475	2015	8
8/7/2015	23	3543.676	2015	8
8/8/2015	0	3380.375	2015	8
8/8/2015	1	3182.575	2015	8
8/8/2015	2	3094.675	2015	8
8/8/2015	3	2960.375	2015	8
8/8/2015	4	2986.67	2015	8
8/8/2015	5	3038.374	2015	8
8/8/2015	6	3104.475	2015	8
8/8/2015	7	3286.375	2015	8
8/8/2015	8	3614.677	2015	8
8/8/2015	9	3934.976	2015	8
8/8/2015	10	4196.676	2015	8
8/8/2015	11	4417.676	2015	8
8/8/2015	12	4639.276	2015	8
8/8/2015	13	4798.676	2015	8
8/8/2015	14	4912.776	2015	8
8/8/2015	15	5009.576	2015	8
8/8/2015	16	5032.176	2015	8
8/8/2015	17	5024.876	2015	8
8/8/2015	18	4830.876	2015	8
8/8/2015	19	4642.076	2015	8
8/8/2015	20	4584.276	2015	8
8/8/2015	21	4249.776	2015	8
8/8/2015	22	3901.575	2015	8
8/8/2015	23	3618.718	2015	8
8/9/2015	0	3323.814	2015	8
8/9/2015	1	3122.978	2015	8
8/9/2015	2	2997.877	2015	8
8/9/2015	3	2971.577	2015	8
8/9/2015	4	2956.378	2015	8
8/9/2015	5	2922.277	2015	8
8/9/2015	6	3015.577	2015	8
8/9/2015	7	3312.877	2015	8
8/9/2015	8	3671.777	2015	8
8/9/2015	9	4071.676	2015	8
8/9/2015	10	4274.775	2015	8
8/9/2015	11	4528.676	2015	8
8/9/2015	12	4670.926	2015	8
8/9/2015	13	4847.026	2015	8
8/9/2015	14	4956.275	2015	8
8/9/2015	15	5152.476	2015	8
8/9/2015	16	5197.426	2015	8
8/9/2015	17	5167.426	2015	8
8/9/2015	18	5030.126	2015	8
8/9/2015	19	4942.975	2015	8
8/9/2015	20	4834.526	2015	8
8/9/2015	21	4594.7	2015	8

Day	Hr	Total	Year	Month
8/9/2015	22	4256.476	2015	8
8/9/2015	23	3910.41	2015	8
8/10/2015	0	3681.518	2015	8
8/10/2015	1	3612.675	2015	8
8/10/2015	2	3564.876	2015	8
8/10/2015	3	3502.376	2015	8
8/10/2015	4	3719.875	2015	8
8/10/2015	5	3965.276	2015	8
8/10/2015	6	4191.577	2015	8
8/10/2015	7	4461.177	2015	8
8/10/2015	8	4684.275	2015	8
8/10/2015	9	4927.276	2015	8
8/10/2015	10	5306.464	2015	8
8/10/2015	11	5472.726	2015	8
8/10/2015	12	5524.426	2015	8
8/10/2015	13	5541.625	2015	8
8/10/2015	14	5582.549	2015	8
8/10/2015	15	5656.976	2015	8
8/10/2015	16	5640.976	2015	8
8/10/2015	17	5556.776	2015	8
8/10/2015	18	5430.176	2015	8
8/10/2015	19	5320.476	2015	8
8/10/2015	20	5250.776	2015	8
8/10/2015	21	4855.826	2015	8
8/10/2015	22	4455.026	2015	8
8/10/2015	23	4110.375	2015	8
8/11/2015	0	3850.369	2015	8
8/11/2015	1	3671.66	2015	8
8/11/2015	2	3512.176	2015	8
8/11/2015	3	3497.575	2015	8
8/11/2015	4	3593.576	2015	8
8/11/2015	5	3820.976	2015	8
8/11/2015	6	4080.376	2015	8
8/11/2015	7	4299.576	2015	8
8/11/2015	8	4586.076	2015	8
8/11/2015	9	4805.976	2015	8
8/11/2015	10	5043.876	2015	8
8/11/2015	11	5351.375	2015	8
8/11/2015	12	5574.576	2015	8
8/11/2015	13	5713.426	2015	8
8/11/2015	14	5791.526	2015	8
8/11/2015	15	5826.676	2015	8
8/11/2015	16	5744.626	2015	8
8/11/2015	17	5571.726	2015	8
8/11/2015	18	5441.776	2015	8
8/11/2015	19	5248.375	2015	8
8/11/2015	20	5097.926	2015	8
8/11/2015	21	4701.926	2015	8
8/11/2015	22	4223.477	2015	8
8/11/2015	23	3863.276	2015	8
8/12/2015	0	3621.976	2015	8
8/12/2015	1	3440.561	2015	8
8/12/2015	2	3298.969	2015	8
8/12/2015	3	3273.376	2015	8
8/12/2015	4	3353.075	2015	8
8/12/2015	5	3675.774	2015	8
8/12/2015	6	3839.075	2015	8
8/12/2015	7	4053.775	2015	8
8/12/2015	8	4275.776	2015	8
8/12/2015	9	4504.777	2015	8
8/12/2015	10	4716.676	2015	8
8/12/2015	11	4962.375	2015	8
8/12/2015	12	5140.876	2015	8
8/12/2015	13	5263.676	2015	8

Day	Hr	Total	Year	Month
8/12/2015	14	5383.425	2015	8
8/12/2015	15	5384.026	2015	8
8/12/2015	16	5376.776	2015	8
8/12/2015	17	5317.676	2015	8
8/12/2015	18	5127.476	2015	8
8/12/2015	19	4885.976	2015	8
8/12/2015	20	4775.676	2015	8
8/12/2015	21	4362.276	2015	8
8/12/2015	22	3964.973	2015	8
8/12/2015	23	3626.859	2015	8
8/13/2015	0	3364.972	2015	8
8/13/2015	1	3222.625	2015	8
8/13/2015	2	3084.124	2015	8
8/13/2015	3	3062.773	2015	8
8/13/2015	4	3219.974	2015	8
8/13/2015	5	3532.873	2015	8
8/13/2015	6	3674.873	2015	8
8/13/2015	7	3843.566	2015	8
8/13/2015	8	4092.017	2015	8
8/13/2015	9	4330.527	2015	8
8/13/2015	10	4565.776	2015	8
8/13/2015	11	4740.626	2015	8
8/13/2015	12	4898.825	2015	8
8/13/2015	13	5048.176	2015	8
8/13/2015	14	5266.384	2015	8
8/13/2015	15	5359.676	2015	8
8/13/2015	16	5376.976	2015	8
8/13/2015	17	5297.425	2015	8
8/13/2015	18	5070.126	2015	8
8/13/2015	19	4840.476	2015	8
8/13/2015	20	4689.376	2015	8
8/13/2015	21	4408.876	2015	8
8/13/2015	22	3963.077	2015	8
8/13/2015	23	3631.876	2015	8
8/14/2015	0	3306.675	2015	8
8/14/2015	1	3204.375	2015	8
8/14/2015	2	3105.857	2015	8
8/14/2015	3	3062.969	2015	8
8/14/2015	4	3215.973	2015	8
8/14/2015	5	3479.074	2015	8
8/14/2015	6	3672.473	2015	8
8/14/2015	7	3852.775	2015	8
8/14/2015	8	4069.776	2015	8
8/14/2015	9	4286.578	2015	8
8/14/2015	10	4493.377	2015	8
8/14/2015	11	4705.576	2015	8
8/14/2015	12	4874.475	2015	8
8/14/2015	13	5031.976	2015	8
8/14/2015	14	5197.326	2015	8
8/14/2015	15	5314.925	2015	8
8/14/2015	16	5315.376	2015	8
8/14/2015	17	5235.076	2015	8
8/14/2015	18	5037.676	2015	8
8/14/2015	19	4785.526	2015	8
8/14/2015	20	4611.926	2015	8
8/14/2015	21	4306.976	2015	8
8/14/2015	22	3963.176	2015	8
8/14/2015	23	3597.967	2015	8
8/15/2015	0	3356.662	2015	8
8/15/2015	1	3195.775	2015	8
8/15/2015	2	3066.474	2015	8
8/15/2015	3	2961.174	2015	8
8/15/2015	4	2943.474	2015	8
8/15/2015	5	3030.473	2015	8

Day	Hr	Total	Year	Month
8/15/2015	6	3058.974	2015	8
8/15/2015	7	3248.575	2015	8
8/15/2015	8	3600.459	2015	8
8/15/2015	9	3924.876	2015	8
8/15/2015	10	4216.975	2015	8
8/15/2015	11	4498.476	2015	8
8/15/2015	12	4768.676	2015	8
8/15/2015	13	4952.876	2015	8
8/15/2015	14	5145.476	2015	8
8/15/2015	15	5259.476	2015	8
8/15/2015	16	5229.175	2015	8
8/15/2015	17	5053.477	2015	8
8/15/2015	18	4830.277	2015	8
8/15/2015	19	4657.877	2015	8
8/15/2015	20	4539.277	2015	8
8/15/2015	21	4222.029	2015	8
8/15/2015	22	3915.528	2015	8
8/15/2015	23	3589.977	2015	8
8/16/2015	0	3310.878	2015	8
8/16/2015	1	3186.477	2015	8
8/16/2015	2	3044.277	2015	8
8/16/2015	3	3021.077	2015	8
8/16/2015	4	2986.66	2015	8
8/16/2015	5	2984.174	2015	8
8/16/2015	6	2950.777	2015	8
8/16/2015	7	3263.577	2015	8
8/16/2015	8	3643.177	2015	8
8/16/2015	9	4011.876	2015	8
8/16/2015	10	4358.975	2015	8
8/16/2015	11	4717.976	2015	8
8/16/2015	12	4987.376	2015	8
8/16/2015	13	5116.876	2015	8
8/16/2015	14	5242.576	2015	8
8/16/2015	15	5373.576	2015	8
8/16/2015	16	5387.476	2015	8
8/16/2015	17	5316.975	2015	8
8/16/2015	18	5208.076	2015	8
8/16/2015	19	5068.376	2015	8
8/16/2015	20	4931.076	2015	8
8/16/2015	21	4565.476	2015	8
8/16/2015	22	4188.876	2015	8
8/16/2015	23	3886.575	2015	8
8/17/2015	0	3598.172	2015	8
8/17/2015	1	3498.359	2015	8
8/17/2015	2	3367.276	2015	8
8/17/2015	3	3402.877	2015	8
8/17/2015	4	3516.378	2015	8
8/17/2015	5	3913.578	2015	8
8/17/2015	6	4160.778	2015	8
8/17/2015	7	4262.478	2015	8
8/17/2015	8	4447.578	2015	8
8/17/2015	9	4625.077	2015	8
8/17/2015	10	4747.576	2015	8
8/17/2015	11	4966.575	2015	8
8/17/2015	12	5031.376	2015	8
8/17/2015	13	5041.576	2015	8
8/17/2015	14	4956.176	2015	8
8/17/2015	15	5010.725	2015	8
8/17/2015	16	4971.476	2015	8
8/17/2015	17	4973.876	2015	8
8/17/2015	18	4928.576	2015	8
8/17/2015	19	4812.176	2015	8
8/17/2015	20	4749.325	2015	8
8/17/2015	21	4372.668	2015	8

Day	Hr	Total	Year	Month
8/17/2015	22	4068.162	2015	8
8/17/2015	23	3771.476	2015	8
8/18/2015	0	3543.976	2015	8
8/18/2015	1	3317.675	2015	8
8/18/2015	2	3323.226	2015	8
8/18/2015	3	3269.026	2015	8
8/18/2015	4	3470.877	2015	8
8/18/2015	5	3730.477	2015	8
8/18/2015	6	4007.378	2015	8
8/18/2015	7	4171.177	2015	8
8/18/2015	8	4303.478	2015	8
8/18/2015	9	4541.378	2015	8
8/18/2015	10	4730.576	2015	8
8/18/2015	11	5007.776	2015	8
8/18/2015	12	5172.026	2015	8
8/18/2015	13	5411.225	2015	8
8/18/2015	14	5549.276	2015	8
8/18/2015	15	5737.676	2015	8
8/18/2015	16	5766.576	2015	8
8/18/2015	17	5732.276	2015	8
8/18/2015	18	5571.076	2015	8
8/18/2015	19	5454.626	2015	8
8/18/2015	20	5276.476	2015	8
8/18/2015	21	4862.426	2015	8
8/18/2015	22	4429.959	2015	8
8/18/2015	23	4123.677	2015	8
8/19/2015	0	3853.676	2015	8
8/19/2015	1	3672.477	2015	8
8/19/2015	2	3560.176	2015	8
8/19/2015	3	3453.476	2015	8
8/19/2015	4	3631.476	2015	8
8/19/2015	5	3991.878	2015	8
8/19/2015	6	4218.427	2015	8
8/19/2015	7	4408.925	2015	8
8/19/2015	8	4600.813	2015	8
8/19/2015	9	4729.527	2015	8
8/19/2015	10	4946.477	2015	8
8/19/2015	11	5011.976	2015	8
8/19/2015	12	5225.775	2015	8
8/19/2015	13	5350.476	2015	8
8/19/2015	14	5578.076	2015	8
8/19/2015	15	5636.276	2015	8
8/19/2015	16	5544.376	2015	8
8/19/2015	17	5358.575	2015	8
8/19/2015	18	5137.376	2015	8
8/19/2015	19	5054.675	2015	8
8/19/2015	20	4947.562	2015	8
8/19/2015	21	4587.169	2015	8
8/19/2015	22	4208.775	2015	8
8/19/2015	23	3961.175	2015	8
8/20/2015	0	3745.675	2015	8
8/20/2015	1	3530.276	2015	8
8/20/2015	2	3506.475	2015	8
8/20/2015	3	3444.275	2015	8
8/20/2015	4	3540.224	2015	8
8/20/2015	5	3844.024	2015	8
8/20/2015	6	3982.972	2015	8
8/20/2015	7	4082.174	2015	8
8/20/2015	8	4294.775	2015	8
8/20/2015	9	4389.475	2015	8
8/20/2015	10	4596.827	2015	8
8/20/2015	11	4732.426	2015	8
8/20/2015	12	4895.976	2015	8
8/20/2015	13	4966.875	2015	8

Day	Hr	Total	Year	Month
8/20/2015	14	5047.576	2015	8
8/20/2015	15	5093.076	2015	8
8/20/2015	16	5069.081	2015	8
8/20/2015	17	4986.576	2015	8
8/20/2015	18	4789.069	2015	8
8/20/2015	19	4620.46	2015	8
8/20/2015	20	4467.526	2015	8
8/20/2015	21	4104.325	2015	8
8/20/2015	22	3729.375	2015	8
8/20/2015	23	3437.973	2015	8
8/21/2015	0	3238.974	2015	8
8/21/2015	1	3098.572	2015	8
8/21/2015	2	3024.271	2015	8
8/21/2015	3	2982.654	2015	8
8/21/2015	4	3070.868	2015	8
8/21/2015	5	3381.57	2015	8
8/21/2015	6	3532.47	2015	8
8/21/2015	7	3735.172	2015	8
8/21/2015	8	3945.327	2015	8
8/21/2015	9	4154.828	2015	8
8/21/2015	10	4316.777	2015	8
8/21/2015	11	4485.176	2015	8
8/21/2015	12	4617.876	2015	8
8/21/2015	13	4768.725	2015	8
8/21/2015	14	4892.326	2015	8
8/21/2015	15	4940.076	2015	8
8/21/2015	16	4949.976	2015	8
8/21/2015	17	4889.876	2015	8
8/21/2015	18	4653.875	2015	8
8/21/2015	19	4441.376	2015	8
8/21/2015	20	4273.877	2015	8
8/21/2015	21	3957.464	2015	8
8/21/2015	22	3660.013	2015	8
8/21/2015	23	3365.624	2015	8
8/22/2015	0	3136.873	2015	8
8/22/2015	1	2993.173	2015	8
8/22/2015	2	2848.973	2015	8
8/22/2015	3	2795.671	2015	8
8/22/2015	4	2824.172	2015	8
8/22/2015	5	2858.554	2015	8
8/22/2015	6	2908.469	2015	8
8/22/2015	7	3085.074	2015	8
8/22/2015	8	3334.775	2015	8
8/22/2015	9	3602.35	2015	8
8/22/2015	10	3857.402	2015	8
8/22/2015	11	4089.376	2015	8
8/22/2015	12	4295.275	2015	8
8/22/2015	13	4485.476	2015	8
8/22/2015	14	4669.376	2015	8
8/22/2015	15	4812.976	2015	8
8/22/2015	16	4853.876	2015	8
8/22/2015	17	4742.976	2015	8
8/22/2015	18	4544.076	2015	8
8/22/2015	19	4409.676	2015	8
8/22/2015	20	4284.375	2015	8
8/22/2015	21	3996.277	2015	8
8/22/2015	22	3668.576	2015	8
8/22/2015	23	3396.571	2015	8
8/23/2015	0	3191.609	2015	8
8/23/2015	1	3073.926	2015	8
8/23/2015	2	2990.475	2015	8
8/23/2015	3	2912.176	2015	8
8/23/2015	4	2927.775	2015	8
8/23/2015	5	2973.175	2015	8

Day	Hr	Total	Year	Month
8/23/2015	6	2972.876	2015	8
8/23/2015	7	3178.975	2015	8
8/23/2015	8	3437.877	2015	8
8/23/2015	9	3779.976	2015	8
8/23/2015	10	4133.075	2015	8
8/23/2015	11	4471.476	2015	8
8/23/2015	12	4732.176	2015	8
8/23/2015	13	4923.476	2015	8
8/23/2015	14	5069.876	2015	8
8/23/2015	15	5177.976	2015	8
8/23/2015	16	5273.676	2015	8
8/23/2015	17	5255.176	2015	8
8/23/2015	18	5088.776	2015	8
8/23/2015	19	4999.576	2015	8
8/23/2015	20	4833.176	2015	8
8/23/2015	21	4496.775	2015	8
8/23/2015	22	4146.476	2015	8
8/23/2015	23	3826.876	2015	8
8/24/2015	0	3570.262	2015	8
8/24/2015	1	3375.219	2015	8
8/24/2015	2	3250.726	2015	8
8/24/2015	3	3184.074	2015	8
8/24/2015	4	3292.724	2015	8
8/24/2015	5	3589.024	2015	8
8/24/2015	6	3750.073	2015	8
8/24/2015	7	3931.774	2015	8
8/24/2015	8	4170.275	2015	8
8/24/2015	9	4361.377	2015	8
8/24/2015	10	4543.376	2015	8
8/24/2015	11	4704.476	2015	8
8/24/2015	12	4836.976	2015	8
8/24/2015	13	4942.375	2015	8
8/24/2015	14	5040.776	2015	8
8/24/2015	15	5086.576	2015	8
8/24/2015	16	5081.476	2015	8
8/24/2015	17	4973.476	2015	8
8/24/2015	18	4737.275	2015	8
8/24/2015	19	4560.119	2015	8
8/24/2015	20	4372.311	2015	8
8/24/2015	21	3993.825	2015	8
8/24/2015	22	3616.624	2015	8
8/24/2015	23	3322.274	2015	8
8/25/2015	0	3108.271	2015	8
8/25/2015	1	2985.823	2015	8
8/25/2015	2	2882.523	2015	8
8/25/2015	3	2871.421	2015	8
8/25/2015	4	3007.521	2015	8
8/25/2015	5	3326.753	2015	8
8/25/2015	6	3500.564	2015	8
8/25/2015	7	3646.273	2015	8
8/25/2015	8	3832.275	2015	8
8/25/2015	9	3983.225	2015	8
8/25/2015	10	4133.027	2015	8
8/25/2015	11	4230.775	2015	8
8/25/2015	12	4354.142	2015	8
8/25/2015	13	4450.976	2015	8
8/25/2015	14	4543.976	2015	8
8/25/2015	15	4606.375	2015	8
8/25/2015	16	4579.276	2015	8
8/25/2015	17	4528.576	2015	8
8/25/2015	18	4352.377	2015	8
8/25/2015	19	4308.176	2015	8
8/25/2015	20	4171.367	2015	8
8/25/2015	21	3854.861	2015	8

Day	Hr	Total	Year	Month
8/25/2015	22	3495.074	2015	8
8/25/2015	23	3250.972	2015	8
8/26/2015	0	3056.472	2015	8
8/26/2015	1	2939.371	2015	8
8/26/2015	2	2866.169	2015	8
8/26/2015	3	2865.063	2015	8
8/26/2015	4	2992.156	2015	8
8/26/2015	5	3327.67	2015	8
8/26/2015	6	3511.47	2015	8
8/26/2015	7	3642.371	2015	8
8/26/2015	8	3810.175	2015	8
8/26/2015	9	3995.776	2015	8
8/26/2015	10	4147.827	2015	8
8/26/2015	11	4247.725	2015	8
8/26/2015	12	4343.376	2015	8
8/26/2015	13	4441.526	2015	8
8/26/2015	14	4505.476	2015	8
8/26/2015	15	4527.125	2015	8
8/26/2015	16	4536.476	2015	8
8/26/2015	17	4497.526	2015	8
8/26/2015	18	4388.675	2015	8
8/26/2015	19	4300.214	2015	8
8/26/2015	20	4198.268	2015	8
8/26/2015	21	3860.575	2015	8
8/26/2015	22	3475.975	2015	8
8/26/2015	23	3248.273	2015	8
8/27/2015	0	3046.873	2015	8
8/27/2015	1	2922.173	2015	8
8/27/2015	2	2863.6	2015	8
8/27/2015	3	2844.627	2015	8
8/27/2015	4	3007.17	2015	8
8/27/2015	5	3338.173	2015	8
8/27/2015	6	3544.273	2015	8
8/27/2015	7	3715.675	2015	8
8/27/2015	8	3888.377	2015	8
8/27/2015	9	4085.027	2015	8
8/27/2015	10	4260.226	2015	8
8/27/2015	11	4404.776	2015	8
8/27/2015	12	4553.126	2015	8
8/27/2015	13	4662.926	2015	8
8/27/2015	14	4788.575	2015	8
8/27/2015	15	4793.976	2015	8
8/27/2015	16	4807.076	2015	8
8/27/2015	17	4743.576	2015	8
8/27/2015	18	4552.475	2015	8
8/27/2015	19	4484.375	2015	8
8/27/2015	20	4375.86	2015	8
8/27/2015	21	4011.17	2015	8
8/27/2015	22	3643.486	2015	8
8/27/2015	23	3337.182	2015	8
8/28/2015	0	3133.173	2015	8
8/28/2015	1	3049.374	2015	8
8/28/2015	2	2975.975	2015	8
8/28/2015	3	2934.576	2015	8
8/28/2015	4	3035.175	2015	8
8/28/2015	5	3400.061	2015	8
8/28/2015	6	3480.269	2015	8
8/28/2015	7	3589.525	2015	8
8/28/2015	8	3895.826	2015	8
8/28/2015	9	4053.178	2015	8
8/28/2015	10	4262.077	2015	8
8/28/2015	11	4428.286	2015	8
8/28/2015	12	4630.226	2015	8
8/28/2015	13	4829.426	2015	8

Day	Hr	Total	Year	Month
8/28/2015	14	5012.075	2015	8
8/28/2015	15	5150.776	2015	8
8/28/2015	16	5200.376	2015	8
8/28/2015	17	5114.376	2015	8
8/28/2015	18	4894.876	2015	8
8/28/2015	19	4756.576	2015	8
8/28/2015	20	4519.876	2015	8
8/28/2015	21	4281.677	2015	8
8/28/2015	22	3930.176	2015	8
8/28/2015	23	3615.11	2015	8
8/29/2015	0	3365.319	2015	8
8/29/2015	1	3236.475	2015	8
8/29/2015	2	3068.775	2015	8
8/29/2015	3	3020.578	2015	8
8/29/2015	4	3009.876	2015	8
8/29/2015	5	3107.378	2015	8
8/29/2015	6	3147.726	2015	8
8/29/2015	7	3355.027	2015	8
8/29/2015	8	3671.428	2015	8
8/29/2015	9	4057.675	2015	8
8/29/2015	10	4364.926	2015	8
8/29/2015	11	4632.676	2015	8
8/29/2015	12	4860.676	2015	8
8/29/2015	13	5039.276	2015	8
8/29/2015	14	5204.175	2015	8
8/29/2015	15	5195.076	2015	8
8/29/2015	16	5207.076	2015	8
8/29/2015	17	5095.976	2015	8
8/29/2015	18	4872.076	2015	8
8/29/2015	19	4764.276	2015	8
8/29/2015	20	4576.176	2015	8
8/29/2015	21	4219.168	2015	8
8/29/2015	22	3948.875	2015	8
8/29/2015	23	3637.759	2015	8
8/30/2015	0	3405.671	2015	8
8/30/2015	1	3249.275	2015	8
8/30/2015	2	3096.376	2015	8
8/30/2015	3	3068.977	2015	8
8/30/2015	4	3036.675	2015	8
8/30/2015	5	3080.426	2015	8
8/30/2015	6	3053.026	2015	8
8/30/2015	7	3324.177	2015	8
8/30/2015	8	3626.277	2015	8
8/30/2015	9	3915.376	2015	8
8/30/2015	10	4144.176	2015	8
8/30/2015	11	4389.475	2015	8
8/30/2015	12	4620.476	2015	8
8/30/2015	13	4737.926	2015	8
8/30/2015	14	4770.426	2015	8
8/30/2015	15	4782.676	2015	8
8/30/2015	16	4873.276	2015	8
8/30/2015	17	4785.426	2015	8
8/30/2015	18	4707.025	2015	8
8/30/2015	19	4645.226	2015	8
8/30/2015	20	4537.226	2015	8
8/30/2015	21	4194.976	2015	8
8/30/2015	22	3865.659	2015	8
8/30/2015	23	3627.468	2015	8
8/31/2015	0	3375.877	2015	8
8/31/2015	1	3224.376	2015	8
8/31/2015	2	3142.175	2015	8
8/31/2015	3	3187.776	2015	8
8/31/2015	4	3309.076	2015	8
8/31/2015	5	3694.024	2015	8

Day	Hr	Total	Year	Month
8/31/2015	6	3857.226	2015	8
8/31/2015	7	4097.277	2015	8
8/31/2015	8	4351.675	2015	8
8/31/2015	9	4661.226	2015	8
8/31/2015	10	4967.125	2015	8
8/31/2015	11	5251.676	2015	8
8/31/2015	12	5483.876	2015	8
8/31/2015	13	5643.675	2015	8
8/31/2015	14	5820.976	2015	8
8/31/2015	15	5869.875	2015	8
8/31/2015	16	5854.476	2015	8
8/31/2015	17	5773.976	2015	8
8/31/2015	18	5525.176	2015	8
8/31/2015	19	5394.576	2015	8
8/31/2015	20	5148.675	2015	8
8/31/2015	21	4716.576	2015	8
8/31/2015	22	4288.776	2015	8
8/31/2015	23	3943.711	2015	8
9/1/2015	0	3684.62	2015	9
9/1/2015	1	3427.277	2015	9
9/1/2015	2	3386.077	2015	9
9/1/2015	3	3318.077	2015	9
9/1/2015	4	3485.277	2015	9
9/1/2015	5	3767.627	2015	9
9/1/2015	6	3936.027	2015	9
9/1/2015	7	4176.527	2015	9
9/1/2015	8	4438.426	2015	9
9/1/2015	9	4788.376	2015	9
9/1/2015	10	5106.926	2015	9
9/1/2015	11	5414.526	2015	9
9/1/2015	12	5603.176	2015	9
9/1/2015	13	5775.676	2015	9
9/1/2015	14	5945.576	2015	9
9/1/2015	15	6004.726	2015	9
9/1/2015	16	5934.625	2015	9
9/1/2015	17	5854.876	2015	9
9/1/2015	18	5674.376	2015	9
9/1/2015	19	5519.976	2015	9
9/1/2015	20	5264.876	2015	9
9/1/2015	21	4840.975	2015	9
9/1/2015	22	4371.276	2015	9
9/1/2015	23	4003.177	2015	9
9/2/2015	0	3742.327	2015	9
9/2/2015	1	3542.81	2015	9
9/2/2015	2	3416.073	2015	9
9/2/2015	3	3390.678	2015	9
9/2/2015	4	3489.341	2015	9
9/2/2015	5	3826.978	2015	9
9/2/2015	6	4039.478	2015	9
9/2/2015	7	4254.328	2015	9
9/2/2015	8	4540.726	2015	9
9/2/2015	9	4914.576	2015	9
9/2/2015	10	5251.175	2015	9
9/2/2015	11	5513.076	2015	9
9/2/2015	12	5797.876	2015	9
9/2/2015	13	6029.476	2015	9
9/2/2015	14	6121.576	2015	9
9/2/2015	15	6176.676	2015	9
9/2/2015	16	6163.176	2015	9
9/2/2015	17	6043.575	2015	9
9/2/2015	18	5821.776	2015	9
9/2/2015	19	5678.276	2015	9
9/2/2015	20	5450.876	2015	9
9/2/2015	21	4998.926	2015	9

Day	Hr	Total	Year	Month
9/2/2015	22	4539.326	2015	9
9/2/2015	23	4235.876	2015	9
9/3/2015	0	3911.976	2015	9
9/3/2015	1	3710.776	2015	9
9/3/2015	2	3519.769	2015	9
9/3/2015	3	3456.613	2015	9
9/3/2015	4	3632.627	2015	9
9/3/2015	5	3941.277	2015	9
9/3/2015	6	4082	2015	9
9/3/2015	7	4268.604	2015	9
9/3/2015	8	4621.026	2015	9
9/3/2015	9	4932.326	2015	9
9/3/2015	10	5343.226	2015	9
9/3/2015	11	5708.576	2015	9
9/3/2015	12	5905.576	2015	9
9/3/2015	13	6066.526	2015	9
9/3/2015	14	6145.275	2015	9
9/3/2015	15	6145.176	2015	9
9/3/2015	16	6182.826	2015	9
9/3/2015	17	6102.976	2015	9
9/3/2015	18	5861.776	2015	9
9/3/2015	19	5759.676	2015	9
9/3/2015	20	5421.876	2015	9
9/3/2015	21	4966.726	2015	9
9/3/2015	22	4567.026	2015	9
9/3/2015	23	4245.475	2015	9
9/4/2015	0	3902.226	2015	9
9/4/2015	1	3738.827	2015	9
9/4/2015	2	3570.178	2015	9
9/4/2015	3	3555.479	2015	9
9/4/2015	4	3566.978	2015	9
9/4/2015	5	3916.178	2015	9
9/4/2015	6	4105.878	2015	9
9/4/2015	7	4218.913	2015	9
9/4/2015	8	4541.219	2015	9
9/4/2015	9	4969.376	2015	9
9/4/2015	10	5378.976	2015	9
9/4/2015	11	5677.176	2015	9
9/4/2015	12	5916.327	2015	9
9/4/2015	13	6067.176	2015	9
9/4/2015	14	6162.276	2015	9
9/4/2015	15	6198.776	2015	9
9/4/2015	16	6085.004	2015	9
9/4/2015	17	5925.376	2015	9
9/4/2015	18	5697.076	2015	9
9/4/2015	19	5535.976	2015	9
9/4/2015	20	5259.276	2015	9
9/4/2015	21	4807.976	2015	9
9/4/2015	22	4402.675	2015	9
9/4/2015	23	4104.326	2015	9
9/5/2015	0	3791.726	2015	9
9/5/2015	1	3535.676	2015	9
9/5/2015	2	3387.376	2015	9
9/5/2015	3	3268.477	2015	9
9/5/2015	4	3251.728	2015	9
9/5/2015	5	3263.227	2015	9
9/5/2015	6	3261.477	2015	9
9/5/2015	7	3405.265	2015	9
9/5/2015	8	3802.419	2015	9
9/5/2015	9	4233.626	2015	9
9/5/2015	10	4586.426	2015	9
9/5/2015	11	4977.926	2015	9
9/5/2015	12	5277.076	2015	9
9/5/2015	13	5449.875	2015	9

Day	Hr	Total	Year	Month
9/5/2015	14	5571.126	2015	9
9/5/2015	15	5596.926	2015	9
9/5/2015	16	5580.476	2015	9
9/5/2015	17	5371.026	2015	9
9/5/2015	18	5103.925	2015	9
9/5/2015	19	4975.176	2015	9
9/5/2015	20	4681.276	2015	9
9/5/2015	21	4415.376	2015	9
9/5/2015	22	4024.377	2015	9
9/5/2015	23	3701.283	2015	9
9/6/2015	0	3493.427	2015	9
9/6/2015	1	3252.327	2015	9
9/6/2015	2	3190.978	2015	9
9/6/2015	3	3109.478	2015	9
9/6/2015	4	3060.079	2015	9
9/6/2015	5	3116.378	2015	9
9/6/2015	6	3129.769	2015	9
9/6/2015	7	3285.265	2015	9
9/6/2015	8	3689.077	2015	9
9/6/2015	9	4030.276	2015	9
9/6/2015	10	4372.875	2015	9
9/6/2015	11	4736.426	2015	9
9/6/2015	12	5004.226	2015	9
9/6/2015	13	5251.826	2015	9
9/6/2015	14	5306.625	2015	9
9/6/2015	15	5387.126	2015	9
9/6/2015	16	5394.526	2015	9
9/6/2015	17	5243.276	2015	9
9/6/2015	18	5045.775	2015	9
9/6/2015	19	4924.376	2015	9
9/6/2015	20	4691.376	2015	9
9/6/2015	21	4340.576	2015	9
9/6/2015	22	3980.076	2015	9
9/6/2015	23	3730.126	2015	9
9/7/2015	0	3470.927	2015	9
9/7/2015	1	3320.177	2015	9
9/7/2015	2	3223.477	2015	9
9/7/2015	3	3178.578	2015	9
9/7/2015	4	3153.478	2015	9
9/7/2015	5	3198.785	2015	9
9/7/2015	6	3169.878	2015	9
9/7/2015	7	3341.923	2015	9
9/7/2015	8	3760.609	2015	9
9/7/2015	9	4163.126	2015	9
9/7/2015	10	4543.225	2015	9
9/7/2015	11	4895.876	2015	9
9/7/2015	12	5135.276	2015	9
9/7/2015	13	5248.776	2015	9
9/7/2015	14	5420.476	2015	9
9/7/2015	15	5515.375	2015	9
9/7/2015	16	5481.476	2015	9
9/7/2015	17	5408.476	2015	9
9/7/2015	18	5199.376	2015	9
9/7/2015	19	5114.025	2015	9
9/7/2015	20	4868.326	2015	9
9/7/2015	21	4536.776	2015	9
9/7/2015	22	4138.676	2015	9
9/7/2015	23	3826.475	2015	9
9/8/2015	0	3602.176	2015	9
9/8/2015	1	3452.876	2015	9
9/8/2015	2	3350.278	2015	9
9/8/2015	3	3323.677	2015	9
9/8/2015	4	3477.277	2015	9
9/8/2015	5	3789.329	2015	9

Day	Hr	Total	Year	Month
9/8/2015	6	4066.328	2015	9
9/8/2015	7	4299.077	2015	9
9/8/2015	8	4641.176	2015	9
9/8/2015	9	4980.875	2015	9
9/8/2015	10	5329.076	2015	9
9/8/2015	11	5665.676	2015	9
9/8/2015	12	5929.376	2015	9
9/8/2015	13	6059.976	2015	9
9/8/2015	14	6132.176	2015	9
9/8/2015	15	6118.576	2015	9
9/8/2015	16	6116.376	2015	9
9/8/2015	17	6034.975	2015	9
9/8/2015	18	5821.926	2015	9
9/8/2015	19	5749.626	2015	9
9/8/2015	20	5408.176	2015	9
9/8/2015	21	4992.726	2015	9
9/8/2015	22	4577.325	2015	9
9/8/2015	23	4248.076	2015	9
9/9/2015	0	3967.173	2015	9
9/9/2015	1	3777.132	2015	9
9/9/2015	2	3681.572	2015	9
9/9/2015	3	3605.276	2015	9
9/9/2015	4	3704.127	2015	9
9/9/2015	5	4079.44	2015	9
9/9/2015	6	4328.877	2015	9
9/9/2015	7	4442.477	2015	9
9/9/2015	8	4634.877	2015	9
9/9/2015	9	4886.576	2015	9
9/9/2015	10	5050.476	2015	9
9/9/2015	11	5128.077	2015	9
9/9/2015	12	5246.377	2015	9
9/9/2015	13	5308.176	2015	9
9/9/2015	14	5340.875	2015	9
9/9/2015	15	5245.576	2015	9
9/9/2015	16	5089.275	2015	9
9/9/2015	17	5004.626	2015	9
9/9/2015	18	4925.624	2015	9
9/9/2015	19	4879.31	2015	9
9/9/2015	20	4731.824	2015	9
9/9/2015	21	4388.377	2015	9
9/9/2015	22	4067.877	2015	9
9/9/2015	23	3814.777	2015	9
9/10/2015	0	3558.777	2015	9
9/10/2015	1	3446.277	2015	9
9/10/2015	2	3413.678	2015	9
9/10/2015	3	3372.278	2015	9
9/10/2015	4	3548.478	2015	9
9/10/2015	5	3886.379	2015	9
9/10/2015	6	4134.178	2015	9
9/10/2015	7	4162.978	2015	9
9/10/2015	8	4244.928	2015	9
9/10/2015	9	4437.028	2015	9
9/10/2015	10	4626.926	2015	9
9/10/2015	11	4765.426	2015	9
9/10/2015	12	4944.675	2015	9
9/10/2015	13	5053.476	2015	9
9/10/2015	14	5268.476	2015	9
9/10/2015	15	5352.576	2015	9
9/10/2015	16	5376.676	2015	9
9/10/2015	17	5267.825	2015	9
9/10/2015	18	5075.926	2015	9
9/10/2015	19	5014.776	2015	9
9/10/2015	20	4801.765	2015	9
9/10/2015	21	4375.915	2015	9

Day	Hr	Total	Year	Month
9/10/2015	22	3986.628	2015	9
9/10/2015	23	3686.179	2015	9
9/11/2015	0	3466.778	2015	9
9/11/2015	1	3217.078	2015	9
9/11/2015	2	3161.578	2015	9
9/11/2015	3	3138.578	2015	9
9/11/2015	4	3261.379	2015	9
9/11/2015	5	3623.078	2015	9
9/11/2015	6	3804.528	2015	9
9/11/2015	7	3939.728	2015	9
9/11/2015	8	4184.078	2015	9
9/11/2015	9	4416.826	2015	9
9/11/2015	10	4678.026	2015	9
9/11/2015	11	4912.476	2015	9
9/11/2015	12	5061.675	2015	9
9/11/2015	13	5058.276	2015	9
9/11/2015	14	5003.476	2015	9
9/11/2015	15	4859.665	2015	9
9/11/2015	16	4595.416	2015	9
9/11/2015	17	4433.527	2015	9
9/11/2015	18	4238.377	2015	9
9/11/2015	19	4234.477	2015	9
9/11/2015	20	4062.978	2015	9
9/11/2015	21	3765.577	2015	9
9/11/2015	22	3529.078	2015	9
9/11/2015	23	3249.278	2015	9
9/12/2015	0	3096.478	2015	9
9/12/2015	1	2981.978	2015	9
9/12/2015	2	2894.568	2015	9
9/12/2015	3	2837.267	2015	9
9/12/2015	4	2862.678	2015	9
9/12/2015	5	2954.577	2015	9
9/12/2015	6	3015.278	2015	9
9/12/2015	7	3095.177	2015	9
9/12/2015	8	3237.578	2015	9
9/12/2015	9	3350.378	2015	9
9/12/2015	10	3460.778	2015	9
9/12/2015	11	3434.878	2015	9
9/12/2015	12	3418.278	2015	9
9/12/2015	13	3448.724	2015	9
9/12/2015	14	3407.378	2015	9
9/12/2015	15	3481.677	2015	9
9/12/2015	16	3480.467	2015	9
9/12/2015	17	3388.169	2015	9
9/12/2015	18	3360.779	2015	9
9/12/2015	19	3382.278	2015	9
9/12/2015	20	3265.777	2015	9
9/12/2015	21	3165.378	2015	9
9/12/2015	22	2992.277	2015	9
9/12/2015	23	2762.077	2015	9
9/13/2015	0	2689.577	2015	9
9/13/2015	1	2578.47	2015	9
9/13/2015	2	2506.363	2015	9
9/13/2015	3	2495.976	2015	9
9/13/2015	4	2541.977	2015	9
9/13/2015	5	2631.875	2015	9
9/13/2015	6	2645.076	2015	9
9/13/2015	7	2797.577	2015	9
9/13/2015	8	2962.278	2015	9
9/13/2015	9	3053.078	2015	9
9/13/2015	10	3091.867	2015	9
9/13/2015	11	3182.872	2015	9
9/13/2015	12	3226.578	2015	9
9/13/2015	13	3221.178	2015	9

Day	Hr	Total	Year	Month
9/13/2015	14	3227.378	2015	9
9/13/2015	15	3298.878	2015	9
9/13/2015	16	3347.577	2015	9
9/13/2015	17	3384.479	2015	9
9/13/2015	18	3390.678	2015	9
9/13/2015	19	3487.879	2015	9
9/13/2015	20	3392.878	2015	9
9/13/2015	21	3159.776	2015	9
9/13/2015	22	2946.361	2015	9
9/13/2015	23	2766.575	2015	9
9/14/2015	0	2680.976	2015	9
9/14/2015	1	2646.077	2015	9
9/14/2015	2	2648.076	2015	9
9/14/2015	3	2711.776	2015	9
9/14/2015	4	2837.575	2015	9
9/14/2015	5	3199.364	2015	9
9/14/2015	6	3408.168	2015	9
9/14/2015	7	3526.277	2015	9
9/14/2015	8	3664.178	2015	9
9/14/2015	9	3713.396	2015	9
9/14/2015	10	3847.478	2015	9
9/14/2015	11	3904.077	2015	9
9/14/2015	12	4011.277	2015	9
9/14/2015	13	4068.075	2015	9
9/14/2015	14	4105.276	2015	9
9/14/2015	15	4208.275	2015	9
9/14/2015	16	4229.076	2015	9
9/14/2015	17	4197.576	2015	9
9/14/2015	18	4102.974	2015	9
9/14/2015	19	4142.36	2015	9
9/14/2015	20	3954.325	2015	9
9/14/2015	21	3653.927	2015	9
9/14/2015	22	3357.578	2015	9
9/14/2015	23	3144.077	2015	9
9/15/2015	0	3021.977	2015	9
9/15/2015	1	2907.177	2015	9
9/15/2015	2	2796.376	2015	9
9/15/2015	3	2784.864	2015	9
9/15/2015	4	2967.169	2015	9
9/15/2015	5	3304.176	2015	9
9/15/2015	6	3479.476	2015	9
9/15/2015	7	3560.577	2015	9
9/15/2015	8	3688.178	2015	9
9/15/2015	9	3894.877	2015	9
9/15/2015	10	3999.428	2015	9
9/15/2015	11	4094.176	2015	9
9/15/2015	12	4273.126	2015	9
9/15/2015	13	4405.625	2015	9
9/15/2015	14	4558.826	2015	9
9/15/2015	15	4681.926	2015	9
9/15/2015	16	4729.226	2015	9
9/15/2015	17	4696.475	2015	9
9/15/2015	18	4492.276	2015	9
9/15/2015	19	4461.172	2015	9
9/15/2015	20	4247.268	2015	9
9/15/2015	21	3917.776	2015	9
9/15/2015	22	3521.376	2015	9
9/15/2015	23	3243.976	2015	9
9/16/2015	0	3059.175	2015	9
9/16/2015	1	2943.374	2015	9
9/16/2015	2	2817.168	2015	9
9/16/2015	3	2856.36	2015	9
9/16/2015	4	3010.773	2015	9
9/16/2015	5	3360.673	2015	9

Day	Hr	Total	Year	Month
9/16/2015	6	3491.072	2015	9
9/16/2015	7	3588.176	2015	9
9/16/2015	8	3782.078	2015	9
9/16/2015	9	4005.278	2015	9
9/16/2015	10	4204.477	2015	9
9/16/2015	11	4377.375	2015	9
9/16/2015	12	4558.7	2015	9
9/16/2015	13	4782.652	2015	9
9/16/2015	14	4849.226	2015	9
9/16/2015	15	4975.625	2015	9
9/16/2015	16	4989.876	2015	9
9/16/2015	17	4913.576	2015	9
9/16/2015	18	4656.675	2015	9
9/16/2015	19	4585.874	2015	9
9/16/2015	20	4339.061	2015	9
9/16/2015	21	3934.374	2015	9
9/16/2015	22	3574.676	2015	9
9/16/2015	23	3344.626	2015	9
9/17/2015	0	3115.625	2015	9
9/17/2015	1	2983.875	2015	9
9/17/2015	2	2880.274	2015	9
9/17/2015	3	2914.062	2015	9
9/17/2015	4	3039.865	2015	9
9/17/2015	5	3346.672	2015	9
9/17/2015	6	3580.921	2015	9
9/17/2015	7	3654.425	2015	9
9/17/2015	8	3877.277	2015	9
9/17/2015	9	4020.378	2015	9
9/17/2015	10	4130.877	2015	9
9/17/2015	11	4421.026	2015	9
9/17/2015	12	4553.526	2015	9
9/17/2015	13	4759.476	2015	9
9/17/2015	14	4875.676	2015	9
9/17/2015	15	5026.076	2015	9
9/17/2015	16	5054.876	2015	9
9/17/2015	17	4883.776	2015	9
9/17/2015	18	4708.326	2015	9
9/17/2015	19	4675.777	2015	9
9/17/2015	20	4347.517	2015	9
9/17/2015	21	4017.766	2015	9
9/17/2015	22	3675.377	2015	9
9/17/2015	23	3383.179	2015	9
9/18/2015	0	3221.078	2015	9
9/18/2015	1	3079.279	2015	9
9/18/2015	2	2972.778	2015	9
9/18/2015	3	2929.878	2015	9
9/18/2015	4	3046.878	2015	9
9/18/2015	5	3428.578	2015	9
9/18/2015	6	3581.779	2015	9
9/18/2015	7	3673.962	2015	9
9/18/2015	8	3898.575	2015	9
9/18/2015	9	4131.177	2015	9
9/18/2015	10	4358.976	2015	9
9/18/2015	11	4617.776	2015	9
9/18/2015	12	4770.876	2015	9
9/18/2015	13	4947.977	2015	9
9/18/2015	14	5105.276	2015	9
9/18/2015	15	5215.576	2015	9
9/18/2015	16	5195.926	2015	9
9/18/2015	17	5050.926	2015	9
9/18/2015	18	4785.876	2015	9
9/18/2015	19	4755.376	2015	9
9/18/2015	20	4529.426	2015	9
9/18/2015	21	4150.526	2015	9

Day	Hr	Total	Year	Month
9/18/2015	22	3836.477	2015	9
9/18/2015	23	3572.878	2015	9
9/19/2015	0	3373.179	2015	9
9/19/2015	1	3229.679	2015	9
9/19/2015	2	3074.278	2015	9
9/19/2015	3	3000.875	2015	9
9/19/2015	4	2967.561	2015	9
9/19/2015	5	3097.178	2015	9
9/19/2015	6	3168.478	2015	9
9/19/2015	7	3319.778	2015	9
9/19/2015	8	3612.978	2015	9
9/19/2015	9	3852.177	2015	9
9/19/2015	10	4113.676	2015	9
9/19/2015	11	4280.976	2015	9
9/19/2015	12	4315.476	2015	9
9/19/2015	13	4322.577	2015	9
9/19/2015	14	4243.078	2015	9
9/19/2015	15	4188.177	2015	9
9/19/2015	16	4111.778	2015	9
9/19/2015	17	3973.677	2015	9
9/19/2015	18	3901.778	2015	9
9/19/2015	19	3889.679	2015	9
9/19/2015	20	3725.278	2015	9
9/19/2015	21	3499.473	2015	9
9/19/2015	22	3279.762	2015	9
9/19/2015	23	3041.078	2015	9
9/20/2015	0	2841.478	2015	9
9/20/2015	1	2703.378	2015	9
9/20/2015	2	2682.278	2015	9
9/20/2015	3	2617.478	2015	9
9/20/2015	4	2620.328	2015	9
9/20/2015	5	2668.027	2015	9
9/20/2015	6	2704.177	2015	9
9/20/2015	7	2817.976	2015	9
9/20/2015	8	3007.661	2015	9
9/20/2015	9	3221.378	2015	9
9/20/2015	10	3312.878	2015	9
9/20/2015	11	3447.784	2015	9
9/20/2015	12	3496.227	2015	9
9/20/2015	13	3510.027	2015	9
9/20/2015	14	3680.976	2015	9
9/20/2015	15	3739.976	2015	9
9/20/2015	16	3721.477	2015	9
9/20/2015	17	3626.077	2015	9
9/20/2015	18	3646.427	2015	9
9/20/2015	19	3723.527	2015	9
9/20/2015	20	3575.122	2015	9
9/20/2015	21	3341.709	2015	9
9/20/2015	22	3076.374	2015	9
9/20/2015	23	2893.075	2015	9
9/21/2015	0	2750.575	2015	9
9/21/2015	1	2631.674	2015	9
9/21/2015	2	2612.272	2015	9
9/21/2015	3	2669.86	2015	9
9/21/2015	4	2923.16	2015	9
9/21/2015	5	3274.67	2015	9
9/21/2015	6	3487.069	2015	9
9/21/2015	7	3554.774	2015	9
9/21/2015	8	3688.677	2015	9
9/21/2015	9	3855.528	2015	9
9/21/2015	10	3955.828	2015	9
9/21/2015	11	4097.228	2015	9
9/21/2015	12	4177.127	2015	9
9/21/2015	13	4253.777	2015	9

Day	Hr	Total	Year	Month
9/21/2015	14	4361.765	2015	9
9/21/2015	15	4426.269	2015	9
9/21/2015	16	4438.176	2015	9
9/21/2015	17	4428.441	2015	9
9/21/2015	18	4320.077	2015	9
9/21/2015	19	4324.477	2015	9
9/21/2015	20	4059.777	2015	9
9/21/2015	21	3745.676	2015	9
9/21/2015	22	3417.125	2015	9
9/21/2015	23	3209.918	2015	9
9/22/2015	0	3079.36	2015	9
9/22/2015	1	2962.372	2015	9
9/22/2015	2	2839.771	2015	9
9/22/2015	3	2835.319	2015	9
9/22/2015	4	2980.02	2015	9
9/22/2015	5	3295.362	2015	9
9/22/2015	6	3523.52	2015	9
9/22/2015	7	3609.628	2015	9
9/22/2015	8	3781.278	2015	9
9/22/2015	9	3910.028	2015	9
9/22/2015	10	4063.928	2015	9
9/22/2015	11	4175.977	2015	9
9/22/2015	12	4326.776	2015	9
9/22/2015	13	4422.375	2015	9
9/22/2015	14	4569.676	2015	9
9/22/2015	15	4599.376	2015	9
9/22/2015	16	4666.476	2015	9
9/22/2015	17	4623.876	2015	9
9/22/2015	18	4448.476	2015	9
9/22/2015	19	4475.877	2015	9
9/22/2015	20	4212.266	2015	9
9/22/2015	21	3820.368	2015	9
9/22/2015	22	3530.376	2015	9
9/22/2015	23	3308.776	2015	9
9/23/2015	0	3139.576	2015	9
9/23/2015	1	3010.875	2015	9
9/23/2015	2	2952.074	2015	9
9/23/2015	3	2952.619	2015	9
9/23/2015	4	3045.11	2015	9
9/23/2015	5	3401.674	2015	9
9/23/2015	6	3630.882	2015	9
9/23/2015	7	3678.374	2015	9
9/23/2015	8	3866.477	2015	9
9/23/2015	9	4015.878	2015	9
9/23/2015	10	4140.878	2015	9
9/23/2015	11	4359.576	2015	9
9/23/2015	12	4530.12	2015	9
9/23/2015	13	4712.807	2015	9
9/23/2015	14	4899.057	2015	9
9/23/2015	15	4973.325	2015	9
9/23/2015	16	4968.908	2015	9
9/23/2015	17	4802.057	2015	9
9/23/2015	18	4670.758	2015	9
9/23/2015	19	4543.757	2015	9
9/23/2015	20	4288.558	2015	9
9/23/2015	21	3929.959	2015	9
9/23/2015	22	3602.108	2015	9
9/23/2015	23	3325.708	2015	9
9/24/2015	0	3122.858	2015	9
9/24/2015	1	2998.158	2015	9
9/24/2015	2	2911.657	2015	9
9/24/2015	3	2902.957	2015	9
9/24/2015	4	3026.256	2015	9
9/24/2015	5	3360.257	2015	9

Day	Hr	Total	Year	Month
9/24/2015	6	3560.105	2015	9
9/24/2015	7	3643.908	2015	9
9/24/2015	8	3813.609	2015	9
9/24/2015	9	3981.41	2015	9
9/24/2015	10	4174.459	2015	9
9/24/2015	11	4409.157	2015	9
9/24/2015	12	4628.058	2015	9
9/24/2015	13	4827.657	2015	9
9/24/2015	14	4946.307	2015	9
9/24/2015	15	5007.757	2015	9
9/24/2015	16	4973.557	2015	9
9/24/2015	17	4835.707	2015	9
9/24/2015	18	4691.307	2015	9
9/24/2015	19	4667.208	2015	9
9/24/2015	20	4395.257	2015	9
9/24/2015	21	4016.758	2015	9
9/24/2015	22	3650.057	2015	9
9/24/2015	23	3370.359	2015	9
9/25/2015	0	3172.108	2015	9
9/25/2015	1	3031.008	2015	9
9/25/2015	2	2930.758	2015	9
9/25/2015	3	2882.658	2015	9
9/25/2015	4	3031.558	2015	9
9/25/2015	5	3346.557	2015	9
9/25/2015	6	3582.957	2015	9
9/25/2015	7	3625.658	2015	9
9/25/2015	8	3739.558	2015	9
9/25/2015	9	3872.658	2015	9
9/25/2015	10	3975.208	2015	9
9/25/2015	11	4032.308	2015	9
9/25/2015	12	4088.458	2015	9
9/25/2015	13	4090.267	2015	9
9/25/2015	14	4079.076	2015	9
9/25/2015	15	4019.976	2015	9
9/25/2015	16	3966.077	2015	9
9/25/2015	17	3880.177	2015	9
9/25/2015	18	3864.227	2015	9
9/25/2015	19	3869.026	2015	9
9/25/2015	20	3743.076	2015	9
9/25/2015	21	3541.976	2015	9
9/25/2015	22	3353.276	2015	9
9/25/2015	23	3115.375	2015	9
9/26/2015	0	2961.375	2015	9
9/26/2015	1	2817.859	2015	9
9/26/2015	2	2777.371	2015	9
9/26/2015	3	2715.176	2015	9
9/26/2015	4	2719.476	2015	9
9/26/2015	5	2841.326	2015	9
9/26/2015	6	2997.727	2015	9
9/26/2015	7	3115.978	2015	9
9/26/2015	8	3230.378	2015	9
9/26/2015	9	3388.028	2015	9
9/26/2015	10	3442.829	2015	9
9/26/2015	11	3470.078	2015	9
9/26/2015	12	3503.128	2015	9
9/26/2015	13	3527.828	2015	9
9/26/2015	14	3512.872	2015	9
9/26/2015	15	3544.263	2015	9
9/26/2015	16	3574.477	2015	9
9/26/2015	17	3567.427	2015	9
9/26/2015	18	3499.328	2015	9
9/26/2015	19	3602.778	2015	9
9/26/2015	20	3501.379	2015	9
9/26/2015	21	3358.578	2015	9

Day	Hr	Total	Year	Month
9/26/2015	22	3159.078	2015	9
9/26/2015	23	2981.178	2015	9
9/27/2015	0	2813.828	2015	9
9/27/2015	1	2754.328	2015	9
9/27/2015	2	2633.178	2015	9
9/27/2015	3	2627.872	2015	9
9/27/2015	4	2677.364	2015	9
9/27/2015	5	2642.878	2015	9
9/27/2015	6	2789.079	2015	9
9/27/2015	7	2880.778	2015	9
9/27/2015	8	3095.179	2015	9
9/27/2015	9	3223.928	2015	9
9/27/2015	10	3369.229	2015	9
9/27/2015	11	3500.077	2015	9
9/27/2015	12	3663.227	2015	9
9/27/2015	13	3787.676	2015	9
9/27/2015	14	3913.177	2015	9
9/27/2015	15	3974.926	2015	9
9/27/2015	16	4017.876	2015	9
9/27/2015	17	3962.477	2015	9
9/27/2015	18	4010.776	2015	9
9/27/2015	19	4039.121	2015	9
9/27/2015	20	3894.914	2015	9
9/27/2015	21	3617.078	2015	9
9/27/2015	22	3418.079	2015	9
9/27/2015	23	3177.879	2015	9
9/28/2015	0	3028.828	2015	9
9/28/2015	1	2909.779	2015	9
9/28/2015	2	2913.029	2015	9
9/28/2015	3	2948.129	2015	9
9/28/2015	4	3065.179	2015	9
9/28/2015	5	3465.1	2015	9
9/28/2015	6	3708.157	2015	9
9/28/2015	7	3767.476	2015	9
9/28/2015	8	3941.662	2015	9
9/28/2015	9	4171.779	2015	9
9/28/2015	10	4322.127	2015	9
9/28/2015	11	4575.026	2015	9
9/28/2015	12	4766.177	2015	9
9/28/2015	13	4916.076	2015	9
9/28/2015	14	5023.977	2015	9
9/28/2015	15	4989.676	2015	9
9/28/2015	16	4969.977	2015	9
9/28/2015	17	4895.877	2015	9
9/28/2015	18	4893.076	2015	9
9/28/2015	19	4802.377	2015	9
9/28/2015	20	4636.176	2015	9
9/28/2015	21	4286.976	2015	9
9/28/2015	22	3959.178	2015	9
9/28/2015	23	3653.914	2015	9
9/29/2015	0	3496.321	2015	9
9/29/2015	1	3371.977	2015	9
9/29/2015	2	3224.878	2015	9
9/29/2015	3	3195.678	2015	9
9/29/2015	4	3393.478	2015	9
9/29/2015	5	3741.677	2015	9
9/29/2015	6	4016.067	2015	9
9/29/2015	7	4112.472	2015	9
9/29/2015	8	4246.077	2015	9
9/29/2015	9	4347.078	2015	9
9/29/2015	10	4337.478	2015	9
9/29/2015	11	4368.377	2015	9
9/29/2015	12	4385.228	2015	9
9/29/2015	13	4372.418	2015	9

Day	Hr	Total	Year	Month
9/29/2015	14	4316.172	2015	9
9/29/2015	15	4258.578	2015	9
9/29/2015	16	4327.077	2015	9
9/29/2015	17	4283.577	2015	9
9/29/2015	18	4281.378	2015	9
9/29/2015	19	4325.677	2015	9
9/29/2015	20	4161.877	2015	9
9/29/2015	21	3864.663	2015	9
9/29/2015	22	3556.527	2015	9
9/29/2015	23	3412.277	2015	9
9/30/2015	0	3279.728	2015	9
9/30/2015	1	3154.777	2015	9
9/30/2015	2	3016.777	2015	9
9/30/2015	3	3008.877	2015	9
9/30/2015	4	3122.777	2015	9
9/30/2015	5	3486.174	2015	9
9/30/2015	6	3727.159	2015	9
9/30/2015	7	3765.675	2015	9
9/30/2015	8	3893.625	2015	9
9/30/2015	9	3946.432	2015	9
9/30/2015	10	3938.376	2015	9
9/30/2015	11	4003.476	2015	9
9/30/2015	12	3961.075	2015	9
9/30/2015	13	3909.17	2015	9
9/30/2015	14	3869.77	2015	9
9/30/2015	15	3858.779	2015	9
9/30/2015	16	3803.479	2015	9
9/30/2015	17	3812.028	2015	9
9/30/2015	18	3905.729	2015	9
9/30/2015	19	3949.778	2015	9
9/30/2015	20	3766.478	2015	9
9/30/2015	21	3535.779	2015	9
9/30/2015	22	3283.378	2015	9
9/30/2015	23	3105.516	2015	9
10/1/2015	0	2937.221	2015	10
10/1/2015	1	2905.377	2015	10
10/1/2015	2	2816.178	2015	10
10/1/2015	3	2841.378	2015	10
10/1/2015	4	2971.977	2015	10
10/1/2015	5	3269.677	2015	10
10/1/2015	6	3526.577	2015	10
10/1/2015	7	3581.819	2015	10
10/1/2015	8	3676.668	2015	10
10/1/2015	9	3740.327	2015	10
10/1/2015	10	3785.528	2015	10
10/1/2015	11	3785.128	2015	10
10/1/2015	12	3790.579	2015	10
10/1/2015	13	3761.428	2015	10
10/1/2015	14	3732.429	2015	10
10/1/2015	15	3706.979	2015	10
10/1/2015	16	3690.178	2015	10
10/1/2015	17	3618.22	2015	10
10/1/2015	18	3744.818	2015	10
10/1/2015	19	3811.328	2015	10
10/1/2015	20	3599.928	2015	10
10/1/2015	21	3492.578	2015	10
10/1/2015	22	3244.077	2015	10
10/1/2015	23	3061.378	2015	10
10/2/2015	0	2952.877	2015	10
10/2/2015	1	2864.172	2015	10
10/2/2015	2	2827.814	2015	10
10/2/2015	3	2787.327	2015	10
10/2/2015	4	2944.077	2015	10
10/2/2015	5	3256.378	2015	10

Day	Hr	Total	Year	Month
10/2/2015	6	3529.427	2015	10
10/2/2015	7	3605.027	2015	10
10/2/2015	8	3705.477	2015	10
10/2/2015	9	3764.262	2015	10
10/2/2015	10	3733.474	2015	10
10/2/2015	11	3776.678	2015	10
10/2/2015	12	3750.127	2015	10
10/2/2015	13	3710.127	2015	10
10/2/2015	14	3581.634	2015	10
10/2/2015	15	3546.926	2015	10
10/2/2015	16	3600.162	2015	10
10/2/2015	17	3588.274	2015	10
10/2/2015	18	3665.776	2015	10
10/2/2015	19	3642.276	2015	10
10/2/2015	20	3483.775	2015	10
10/2/2015	21	3363.276	2015	10
10/2/2015	22	3178.612	2015	10
10/2/2015	23	3025.619	2015	10
10/3/2015	0	2890.975	2015	10
10/3/2015	1	2825.825	2015	10
10/3/2015	2	2785.725	2015	10
10/3/2015	3	2747.572	2015	10
10/3/2015	4	2796.458	2015	10
10/3/2015	5	2849.575	2015	10
10/3/2015	6	3025.524	2015	10
10/3/2015	7	3131.974	2015	10
10/3/2015	8	3304.725	2015	10
10/3/2015	9	3345.663	2015	10
10/3/2015	10	3414.768	2015	10
10/3/2015	11	3401.875	2015	10
10/3/2015	12	3367.676	2015	10
10/3/2015	13	3337.475	2015	10
10/3/2015	14	3292.574	2015	10
10/3/2015	15	3264.86	2015	10
10/3/2015	16	3291.876	2015	10
10/3/2015	17	3286.526	2015	10
10/3/2015	18	3364.476	2015	10
10/3/2015	19	3368.625	2015	10
10/3/2015	20	3269.72	2015	10
10/3/2015	21	3121.164	2015	10
10/3/2015	22	2959.826	2015	10
10/3/2015	23	2801.076	2015	10
10/4/2015	0	2681.375	2015	10
10/4/2015	1	2673.477	2015	10
10/4/2015	2	2630.366	2015	10
10/4/2015	3	2566.368	2015	10
10/4/2015	4	2656.976	2015	10
10/4/2015	5	2626.527	2015	10
10/4/2015	6	2740.426	2015	10
10/4/2015	7	2903.377	2015	10
10/4/2015	8	3017.464	2015	10
10/4/2015	9	3025.674	2015	10
10/4/2015	10	3074.179	2015	10
10/4/2015	11	3168.778	2015	10
10/4/2015	12	3138.33	2015	10
10/4/2015	13	3172.828	2015	10
10/4/2015	14	3209.578	2015	10
10/4/2015	15	3366.378	2015	10
10/4/2015	16	3442.477	2015	10
10/4/2015	17	3461.677	2015	10
10/4/2015	18	3548.379	2015	10
10/4/2015	19	3695.924	2015	10
10/4/2015	20	3493.217	2015	10
10/4/2015	21	3295.33	2015	10

Day	Hr	Total	Year	Month
10/4/2015	22	3073.129	2015	10
10/4/2015	23	2942.879	2015	10
10/5/2015	0	2833.879	2015	10
10/5/2015	1	2736.979	2015	10
10/5/2015	2	2765.48	2015	10
10/5/2015	3	2798.379	2015	10
10/5/2015	4	2920.974	2015	10
10/5/2015	5	3278.966	2015	10
10/5/2015	6	3519.779	2015	10
10/5/2015	7	3581.929	2015	10
10/5/2015	8	3768.429	2015	10
10/5/2015	9	3865.1	2015	10
10/5/2015	10	4015.38	2015	10
10/5/2015	11	4146.079	2015	10
10/5/2015	12	4289.177	2015	10
10/5/2015	13	4393.728	2015	10
10/5/2015	14	4470.677	2015	10
10/5/2015	15	4534.727	2015	10
10/5/2015	16	4554.477	2015	10
10/5/2015	17	4467.077	2015	10
10/5/2015	18	4399.173	2015	10
10/5/2015	19	4331.513	2015	10
10/5/2015	20	4127.928	2015	10
10/5/2015	21	3888.278	2015	10
10/5/2015	22	3558.478	2015	10
10/5/2015	23	3310.278	2015	10
10/6/2015	0	3113.928	2015	10
10/6/2015	1	3028.83	2015	10
10/6/2015	2	2965.829	2015	10
10/6/2015	3	2947.418	2015	10
10/6/2015	4	3015.673	2015	10
10/6/2015	5	3319.429	2015	10
10/6/2015	6	3556.129	2015	10
10/6/2015	7	3616.079	2015	10
10/6/2015	8	3803.229	2015	10
10/6/2015	9	3958.329	2015	10
10/6/2015	10	4089.879	2015	10
10/6/2015	11	4225.479	2015	10
10/6/2015	12	4357.777	2015	10
10/6/2015	13	4536.378	2015	10
10/6/2015	14	4661.177	2015	10
10/6/2015	15	4680.578	2015	10
10/6/2015	16	4606.427	2015	10
10/6/2015	17	4536.927	2015	10
10/6/2015	18	4479.376	2015	10
10/6/2015	19	4459.363	2015	10
10/6/2015	20	4179.175	2015	10
10/6/2015	21	3866.779	2015	10
10/6/2015	22	3575.477	2015	10
10/6/2015	23	3319.678	2015	10
10/7/2015	0	3114.577	2015	10
10/7/2015	1	2985.676	2015	10
10/7/2015	2	2896.264	2015	10
10/7/2015	3	2860.97	2015	10
10/7/2015	4	3022.379	2015	10
10/7/2015	5	3389.278	2015	10
10/7/2015	6	3576.979	2015	10
10/7/2015	7	3699.179	2015	10
10/7/2015	8	3817.479	2015	10
10/7/2015	9	3948.08	2015	10
10/7/2015	10	4137.08	2015	10
10/7/2015	11	4288.727	2015	10
10/7/2015	12	4497.25	2015	10
10/7/2015	13	4592.777	2015	10

Day	Hr	Total	Year	Month
10/7/2015	14	4743.927	2015	10
10/7/2015	15	4772.078	2015	10
10/7/2015	16	4724.627	2015	10
10/7/2015	17	4675.877	2015	10
10/7/2015	18	4553.865	2015	10
10/7/2015	19	4504.473	2015	10
10/7/2015	20	4231.18	2015	10
10/7/2015	21	3907.18	2015	10
10/7/2015	22	3606.479	2015	10
10/7/2015	23	3381.78	2015	10
10/8/2015	0	3190.38	2015	10
10/8/2015	1	3072.179	2015	10
10/8/2015	2	2980.979	2015	10
10/8/2015	3	2945.98	2015	10
10/8/2015	4	3079.065	2015	10
10/8/2015	5	3398.474	2015	10
10/8/2015	6	3674.43	2015	10
10/8/2015	7	3744.929	2015	10
10/8/2015	8	3883.98	2015	10
10/8/2015	9	4081.2	2015	10
10/8/2015	10	4201.8	2015	10
10/8/2015	11	4386.6	2015	10
10/8/2015	12	4579.1	2015	10
10/8/2015	13	4649.678	2015	10
10/8/2015	14	4756.427	2015	10
10/8/2015	15	4801.927	2015	10
10/8/2015	16	4705.478	2015	10
10/8/2015	17	4667.777	2015	10
10/8/2015	18	4552.828	2015	10
10/8/2015	19	4502.128	2015	10
10/8/2015	20	4206.968	2015	10
10/8/2015	21	3933.118	2015	10
10/8/2015	22	3649.528	2015	10
10/8/2015	23	3341.928	2015	10
10/9/2015	0	3237.979	2015	10
10/9/2015	1	3094.927	2015	10
10/9/2015	2	3013.678	2015	10
10/9/2015	3	2972.477	2015	10
10/9/2015	4	3156.263	2015	10
10/9/2015	5	3410.588	2015	10
10/9/2015	6	3678.028	2015	10
10/9/2015	7	3739.379	2015	10
10/9/2015	8	3922.48	2015	10
10/9/2015	9	4096.93	2015	10
10/9/2015	10	4161.23	2015	10
10/9/2015	11	4196.48	2015	10
10/9/2015	12	4182.879	2015	10
10/9/2015	13	4173.764	2015	10
10/9/2015	14	4046.777	2015	10
10/9/2015	15	4045.379	2015	10
10/9/2015	16	3917.18	2015	10
10/9/2015	17	3867.979	2015	10
10/9/2015	18	3888.579	2015	10
10/9/2015	19	3814.879	2015	10
10/9/2015	20	3667.579	2015	10
10/9/2015	21	3459.278	2015	10
10/9/2015	22	3234.778	2015	10
10/9/2015	23	3078.77	2015	10
10/10/2015	0	2928.567	2015	10
10/10/2015	1	2845.878	2015	10
10/10/2015	2	2701.378	2015	10
10/10/2015	3	2739.877	2015	10
10/10/2015	4	2740.076	2015	10
10/10/2015	5	2791.274	2015	10

Day	Hr	Total	Year	Month
10/10/2015	6	2911.656	2015	10
10/10/2015	7	2964.771	2015	10
10/10/2015	8	3077.925	2015	10
10/10/2015	9	3184.328	2015	10
10/10/2015	10	3222.479	2015	10
10/10/2015	11	3265.079	2015	10
10/10/2015	12	3275.079	2015	10
10/10/2015	13	3294.179	2015	10
10/10/2015	14	3292.263	2015	10
10/10/2015	15	3374.928	2015	10
10/10/2015	16	3362.429	2015	10
10/10/2015	17	3286.279	2015	10
10/10/2015	18	3339.879	2015	10
10/10/2015	19	3351.779	2015	10
10/10/2015	20	3258.077	2015	10
10/10/2015	21	3027.564	2015	10
10/10/2015	22	2861.966	2015	10
10/10/2015	23	2735.072	2015	10
10/11/2015	0	2604.972	2015	10
10/11/2015	1	2569.272	2015	10
10/11/2015	2	2530.86	2015	10
10/11/2015	3	2551.764	2015	10
10/11/2015	4	2530.772	2015	10
10/11/2015	5	2634.972	2015	10
10/11/2015	6	2745.071	2015	10
10/11/2015	7	2849.955	2015	10
10/11/2015	8	2951.371	2015	10
10/11/2015	9	2992.928	2015	10
10/11/2015	10	3062.428	2015	10
10/11/2015	11	3161.879	2015	10
10/11/2015	12	3149.08	2015	10
10/11/2015	13	3195.081	2015	10
10/11/2015	14	3173.979	2015	10
10/11/2015	15	3282.33	2015	10
10/11/2015	16	3417.029	2015	10
10/11/2015	17	3405.868	2015	10
10/11/2015	18	3419.125	2015	10
10/11/2015	19	3490.73	2015	10
10/11/2015	20	3347.98	2015	10
10/11/2015	21	3107.581	2015	10
10/11/2015	22	2933.08	2015	10
10/11/2015	23	2795.43	2015	10
10/12/2015	0	2692.931	2015	10
10/12/2015	1	2619.23	2015	10
10/12/2015	2	2590.78	2015	10
10/12/2015	3	2652.517	2015	10
10/12/2015	4	2839.075	2015	10
10/12/2015	5	3288.98	2015	10
10/12/2015	6	3498.38	2015	10
10/12/2015	7	3519.08	2015	10
10/12/2015	8	3654.58	2015	10
10/12/2015	9	3715.7	2015	10
10/12/2015	10	3748.6	2015	10
10/12/2015	11	3868.978	2015	10
10/12/2015	12	3968.578	2015	10
10/12/2015	13	4038.8	2015	10
10/12/2015	14	4075.678	2015	10
10/12/2015	15	4078.879	2015	10
10/12/2015	16	4128.678	2015	10
10/12/2015	17	4090.276	2015	10
10/12/2015	18	4210.363	2015	10
10/12/2015	19	4140.479	2015	10
10/12/2015	20	3940.58	2015	10
10/12/2015	21	3702.38	2015	10

Day	Hr	Total	Year	Month
10/12/2015	22	3409.98	2015	10
10/12/2015	23	3179.48	2015	10
10/13/2015	0	3012.98	2015	10
10/13/2015	1	2922.58	2015	10
10/13/2015	2	2843.681	2015	10
10/13/2015	3	2880.03	2015	10
10/13/2015	4	3034.63	2015	10
10/13/2015	5	3398.331	2015	10
10/13/2015	6	3665.815	2015	10
10/13/2015	7	3680.475	2015	10
10/13/2015	8	3765.73	2015	10
10/13/2015	9	3801.029	2015	10
10/13/2015	10	3899.379	2015	10
10/13/2015	11	3933.786	2015	10
10/13/2015	12	3968.579	2015	10
10/13/2015	13	3912.53	2015	10
10/13/2015	14	3938.929	2015	10
10/13/2015	15	3893.58	2015	10
10/13/2015	16	3827.88	2015	10
10/13/2015	17	3801.128	2015	10
10/13/2015	18	3925.914	2015	10
10/13/2015	19	3920.179	2015	10
10/13/2015	20	3733.881	2015	10
10/13/2015	21	3481.38	2015	10
10/13/2015	22	3244.38	2015	10
10/13/2015	23	3060.48	2015	10
10/14/2015	0	2954.73	2015	10
10/14/2015	1	2862.031	2015	10
10/14/2015	2	2813.379	2015	10
10/14/2015	3	2811.83	2015	10
10/14/2015	4	2996.326	2015	10
10/14/2015	5	3377.116	2015	10
10/14/2015	6	3675.629	2015	10
10/14/2015	7	3617.28	2015	10
10/14/2015	8	3677.181	2015	10
10/14/2015	9	3739.28	2015	10
10/14/2015	10	3819.9	2015	10
10/14/2015	11	3823.7	2015	10
10/14/2015	12	3889.15	2015	10
10/14/2015	13	3898.95	2015	10
10/14/2015	14	3888	2015	10
10/14/2015	15	3846.2	2015	10
10/14/2015	16	3823.4	2015	10
10/14/2015	17	3736.3	2015	10
10/14/2015	18	3848.1	2015	10
10/14/2015	19	3797.05	2015	10
10/14/2015	20	3625.05	2015	10
10/14/2015	21	3392.9	2015	10
10/14/2015	22	3189.8	2015	10
10/14/2015	23	3041.2	2015	10
10/15/2015	0	2922.6	2015	10
10/15/2015	1	2861.8	2015	10
10/15/2015	2	2805.514	2015	10
10/15/2015	3	2804.8	2015	10
10/15/2015	4	2943.2	2015	10
10/15/2015	5	3398.3	2015	10
10/15/2015	6	3695.7	2015	10
10/15/2015	7	3715.5	2015	10
10/15/2015	8	3702.9	2015	10
10/15/2015	9	3764.4	2015	10
10/15/2015	10	3728.5	2015	10
10/15/2015	11	3773.6	2015	10
10/15/2015	12	3768.4	2015	10
10/15/2015	13	3846.6	2015	10

Day	Hr	Total	Year	Month
10/15/2015	14	3797.4	2015	10
10/15/2015	15	3786.8	2015	10
10/15/2015	16	3710.85	2015	10
10/15/2015	17	3695	2015	10
10/15/2015	18	3796.55	2015	10
10/15/2015	19	3796.4	2015	10
10/15/2015	20	3663.95	2015	10
10/15/2015	21	3502.75	2015	10
10/15/2015	22	3288.8	2015	10
10/15/2015	23	3092.6	2015	10
10/16/2015	0	2986.9	2015	10
10/16/2015	1	2883.35	2015	10
10/16/2015	2	2767.35	2015	10
10/16/2015	3	2790.2	2015	10
10/16/2015	4	2912.4	2015	10
10/16/2015	5	3287.95	2015	10
10/16/2015	6	3502.45	2015	10
10/16/2015	7	3572.5	2015	10
10/16/2015	8	3677.2	2015	10
10/16/2015	9	3736.6	2015	10
10/16/2015	10	3757.1	2015	10
10/16/2015	11	3715.7	2015	10
10/16/2015	12	3723.2	2015	10
10/16/2015	13	3715	2015	10
10/16/2015	14	3668.8	2015	10
10/16/2015	15	3629.9	2015	10
10/16/2015	16	3578.6	2015	10
10/16/2015	17	3549.5	2015	10
10/16/2015	18	3594.1	2015	10
10/16/2015	19	3590.912	2015	10
10/16/2015	20	3461.5	2015	10
10/16/2015	21	3368.7	2015	10
10/16/2015	22	3171.65	2015	10
10/16/2015	23	3036.75	2015	10
10/17/2015	0	2955.3	2015	10
10/17/2015	1	2869	2015	10
10/17/2015	2	2828.6	2015	10
10/17/2015	3	2845.6	2015	10
10/17/2015	4	2931.85	2015	10
10/17/2015	5	3039.95	2015	10
10/17/2015	6	3222.15	2015	10
10/17/2015	7	3383.95	2015	10
10/17/2015	8	3461.95	2015	10
10/17/2015	9	3382.25	2015	10
10/17/2015	10	3362	2015	10
10/17/2015	11	3273.7	2015	10
10/17/2015	12	3243.5	2015	10
10/17/2015	13	3174.815	2015	10
10/17/2015	14	3170.8	2015	10
10/17/2015	15	3106.1	2015	10
10/17/2015	16	3155.7	2015	10
10/17/2015	17	3176.931	2015	10
10/17/2015	18	3335.15	2015	10
10/17/2015	19	3386.8	2015	10
10/17/2015	20	3301.1	2015	10
10/17/2015	21	3185.1	2015	10
10/17/2015	22	3110.1	2015	10
10/17/2015	23	2978	2015	10
10/18/2015	0	2927	2015	10
10/18/2015	1	2884.7	2015	10
10/18/2015	2	2941.2	2015	10
10/18/2015	3	2951.2	2015	10
10/18/2015	4	3049.8	2015	10
10/18/2015	5	3177.25	2015	10

Day	Hr	Total	Year	Month
10/18/2015	6	3342.4	2015	10
10/18/2015	7	3463.25	2015	10
10/18/2015	8	3500.95	2015	10
10/18/2015	9	3408.85	2015	10
10/18/2015	10	3304.3	2015	10
10/18/2015	11	3259.2	2015	10
10/18/2015	12	3172.5	2015	10
10/18/2015	13	3164.8	2015	10
10/18/2015	14	3103.8	2015	10
10/18/2015	15	3123.9	2015	10
10/18/2015	16	3165.8	2015	10
10/18/2015	17	3274.85	2015	10
10/18/2015	18	3471.35	2015	10
10/18/2015	19	3539.3	2015	10
10/18/2015	20	3459.7	2015	10
10/18/2015	21	3332.6	2015	10
10/18/2015	22	3198.4	2015	10
10/18/2015	23	3105.1	2015	10
10/19/2015	0	3006.4	2015	10
10/19/2015	1	3060.4	2015	10
10/19/2015	2	3078.2	2015	10
10/19/2015	3	3192.75	2015	10
10/19/2015	4	3387.55	2015	10
10/19/2015	5	3871.5	2015	10
10/19/2015	6	4204.1	2015	10
10/19/2015	7	4208.6	2015	10
10/19/2015	8	4202.25	2015	10
10/19/2015	9	4077.05	2015	10
10/19/2015	10	3988.6	2015	10
10/19/2015	11	3875.5	2015	10
10/19/2015	12	3806.8	2015	10
10/19/2015	13	3779.9	2015	10
10/19/2015	14	3700.959	2015	10
10/19/2015	15	3683.5	2015	10
10/19/2015	16	3680.9	2015	10
10/19/2015	17	3707.45	2015	10
10/19/2015	18	3876.2	2015	10
10/19/2015	19	3879.8	2015	10
10/19/2015	20	3690.95	2015	10
10/19/2015	21	3525.45	2015	10
10/19/2015	22	3348.5	2015	10
10/19/2015	23	3231.5	2015	10
10/20/2015	0	3134.1	2015	10
10/20/2015	1	3055.2	2015	10
10/20/2015	2	3038.95	2015	10
10/20/2015	3	3065.55	2015	10
10/20/2015	4	3238.8	2015	10
10/20/2015	5	3628.8	2015	10
10/20/2015	6	3903	2015	10
10/20/2015	7	3919.9	2015	10
10/20/2015	8	3992.05	2015	10
10/20/2015	9	3925.35	2015	10
10/20/2015	10	3914.4	2015	10
10/20/2015	11	3920.8	2015	10
10/20/2015	12	3883.2	2015	10
10/20/2015	13	3862.35	2015	10
10/20/2015	14	3827.55	2015	10
10/20/2015	15	3773.1	2015	10
10/20/2015	16	3789.2	2015	10
10/20/2015	17	3748.5	2015	10
10/20/2015	18	3875.8	2015	10
10/20/2015	19	3848.139	2015	10
10/20/2015	20	3728.4	2015	10
10/20/2015	21	3498.1	2015	10

Day	Hr	Total	Year	Month
10/20/2015	22	3315.1	2015	10
10/20/2015	23	3154.9	2015	10
10/21/2015	0	3065.75	2015	10
10/21/2015	1	2977.3	2015	10
10/21/2015	2	2970.25	2015	10
10/21/2015	3	3009.05	2015	10
10/21/2015	4	3175.15	2015	10
10/21/2015	5	3581.35	2015	10
10/21/2015	6	3877.75	2015	10
10/21/2015	7	3903.9	2015	10
10/21/2015	8	3860.2	2015	10
10/21/2015	9	3884.3	2015	10
10/21/2015	10	3824.7	2015	10
10/21/2015	11	3848	2015	10
10/21/2015	12	3854.65	2015	10
10/21/2015	13	3895.3	2015	10
10/21/2015	14	3869.15	2015	10
10/21/2015	15	3879	2015	10
10/21/2015	16	3867.4	2015	10
10/21/2015	17	3836	2015	10
10/21/2015	18	3978.95	2015	10
10/21/2015	19	3913.75	2015	10
10/21/2015	20	3808.6	2015	10
10/21/2015	21	3520.4	2015	10
10/21/2015	22	3321.3	2015	10
10/21/2015	23	3148.3	2015	10
10/22/2015	0	2964.2	2015	10
10/22/2015	1	2917.25	2015	10
10/22/2015	2	2866.85	2015	10
10/22/2015	3	2898.6	2015	10
10/22/2015	4	3082.45	2015	10
10/22/2015	5	3453.85	2015	10
10/22/2015	6	3717.15	2015	10
10/22/2015	7	3752.25	2015	10
10/22/2015	8	3795.127	2015	10
10/22/2015	9	3868.95	2015	10
10/22/2015	10	3870.35	2015	10
10/22/2015	11	4001.2	2015	10
10/22/2015	12	3988.4	2015	10
10/22/2015	13	4062.2	2015	10
10/22/2015	14	4147.55	2015	10
10/22/2015	15	4117.164	2015	10
10/22/2015	16	4098.3	2015	10
10/22/2015	17	4025.4	2015	10
10/22/2015	18	4151.2	2015	10
10/22/2015	19	4045.95	2015	10
10/22/2015	20	3854.05	2015	10
10/22/2015	21	3581.3	2015	10
10/22/2015	22	3343.8	2015	10
10/22/2015	23	3177.6	2015	10
10/23/2015	0	3021.4	2015	10
10/23/2015	1	2907.9	2015	10
10/23/2015	2	2847	2015	10
10/23/2015	3	2781.2	2015	10
10/23/2015	4	2946.2	2015	10
10/23/2015	5	3304.85	2015	10
10/23/2015	6	3573.55	2015	10
10/23/2015	7	3661.6	2015	10
10/23/2015	8	3735	2015	10
10/23/2015	9	3839.3	2015	10
10/23/2015	10	3905.7	2015	10
10/23/2015	11	3907.5	2015	10
10/23/2015	12	4063.4	2015	10
10/23/2015	13	4014	2015	10

Day	Hr	Total	Year	Month
10/23/2015	14	4016.9	2015	10
10/23/2015	15	3950.1	2015	10
10/23/2015	16	3878.6	2015	10
10/23/2015	17	3850.8	2015	10
10/23/2015	18	3881.75	2015	10
10/23/2015	19	3802.95	2015	10
10/23/2015	20	3656.6	2015	10
10/23/2015	21	3468.6	2015	10
10/23/2015	22	3261.8	2015	10
10/23/2015	23	3103.3	2015	10
10/24/2015	0	2921.3	2015	10
10/24/2015	1	2849.4	2015	10
10/24/2015	2	2744.2	2015	10
10/24/2015	3	2726	2015	10
10/24/2015	4	2749.85	2015	10
10/24/2015	5	2868.05	2015	10
10/24/2015	6	3034.1	2015	10
10/24/2015	7	3114	2015	10
10/24/2015	8	3266.1	2015	10
10/24/2015	9	3344.5	2015	10
10/24/2015	10	3384.55	2015	10
10/24/2015	11	3363.25	2015	10
10/24/2015	12	3384.55	2015	10
10/24/2015	13	3357.55	2015	10
10/24/2015	14	3361.7	2015	10
10/24/2015	15	3315.6	2015	10
10/24/2015	16	3382	2015	10
10/24/2015	17	3454.7	2015	10
10/24/2015	18	3517.35	2015	10
10/24/2015	19	3458.45	2015	10
10/24/2015	20	3300.05	2015	10
10/24/2015	21	3158.95	2015	10
10/24/2015	22	2993.15	2015	10
10/24/2015	23	2835.25	2015	10
10/25/2015	0	2694.6	2015	10
10/25/2015	1	2596.5	2015	10
10/25/2015	2	2562.05	2015	10
10/25/2015	3	2518.1	2015	10
10/25/2015	4	2556.6	2015	10
10/25/2015	5	2619.65	2015	10
10/25/2015	6	2755	2015	10
10/25/2015	7	2840.1	2015	10
10/25/2015	8	3006.5	2015	10
10/25/2015	9	3081.55	2015	10
10/25/2015	10	3105.15	2015	10
10/25/2015	11	3127.45	2015	10
10/25/2015	12	3103.35	2015	10
10/25/2015	13	3122.65	2015	10
10/25/2015	14	3105.35	2015	10
10/25/2015	15	3136.399	2015	10
10/25/2015	16	3152.9	2015	10
10/25/2015	17	3263.85	2015	10
10/25/2015	18	3412.45	2015	10
10/25/2015	19	3384.5	2015	10
10/25/2015	20	3260.7	2015	10
10/25/2015	21	3104.6	2015	10
10/25/2015	22	2889.8	2015	10
10/25/2015	23	2723.7	2015	10
10/26/2015	0	2661.25	2015	10
10/26/2015	1	2605.9	2015	10
10/26/2015	2	2613.95	2015	10
10/26/2015	3	2694.2	2015	10
10/26/2015	4	2964.4	2015	10
10/26/2015	5	3350.3	2015	10

Day	Hr	Total	Year	Month
10/26/2015	6	3651.2	2015	10
10/26/2015	7	3662.3	2015	10
10/26/2015	8	3725.8	2015	10
10/26/2015	9	3754.8	2015	10
10/26/2015	10	3785.7	2015	10
10/26/2015	11	3780.7	2015	10
10/26/2015	12	3716.8	2015	10
10/26/2015	13	3701.1	2015	10
10/26/2015	14	3640.4	2015	10
10/26/2015	15	3586.7	2015	10
10/26/2015	16	3656.6	2015	10
10/26/2015	17	3734.3	2015	10
10/26/2015	18	3850.2	2015	10
10/26/2015	19	3803.2	2015	10
10/26/2015	20	3645.6	2015	10
10/26/2015	21	3438.8	2015	10
10/26/2015	22	3221.2	2015	10
10/26/2015	23	3055.7	2015	10
10/27/2015	0	2955.1	2015	10
10/27/2015	1	2872.7	2015	10
10/27/2015	2	2817.55	2015	10
10/27/2015	3	2883.15	2015	10
10/27/2015	4	3030.6	2015	10
10/27/2015	5	3431.9	2015	10
10/27/2015	6	3764.4	2015	10
10/27/2015	7	3808.2	2015	10
10/27/2015	8	3871.6	2015	10
10/27/2015	9	3909.9	2015	10
10/27/2015	10	3882.8	2015	10
10/27/2015	11	3823.65	2015	10
10/27/2015	12	3789.05	2015	10
10/27/2015	13	3771.1	2015	10
10/27/2015	14	3766.1	2015	10
10/27/2015	15	3781.2	2015	10
10/27/2015	16	3771.1	2015	10
10/27/2015	17	3906.4	2015	10
10/27/2015	18	3967.7	2015	10
10/27/2015	19	3884.55	2015	10
10/27/2015	20	3725.95	2015	10
10/27/2015	21	3500.65	2015	10
10/27/2015	22	3295.35	2015	10
10/27/2015	23	3142.5	2015	10
10/28/2015	0	3007.5	2015	10
10/28/2015	1	2922.7	2015	10
10/28/2015	2	2912	2015	10
10/28/2015	3	2885.7	2015	10
10/28/2015	4	3051.85	2015	10
10/28/2015	5	3380.8	2015	10
10/28/2015	6	3661.1	2015	10
10/28/2015	7	3721.7	2015	10
10/28/2015	8	3749.7	2015	10
10/28/2015	9	3796.8	2015	10
10/28/2015	10	3804.85	2015	10
10/28/2015	11	3810.65	2015	10
10/28/2015	12	3783.45	2015	10
10/28/2015	13	3763.4	2015	10
10/28/2015	14	3737.15	2015	10
10/28/2015	15	3673.4	2015	10
10/28/2015	16	3664.55	2015	10
10/28/2015	17	3678.2	2015	10
10/28/2015	18	3853.8	2015	10
10/28/2015	19	3800.3	2015	10
10/28/2015	20	3671.35	2015	10
10/28/2015	21	3443.613	2015	10

Day	Hr	Total	Year	Month
10/28/2015	22	3236.35	2015	10
10/28/2015	23	3020.52	2015	10
10/29/2015	0	2898.9	2015	10
10/29/2015	1	2797.6	2015	10
10/29/2015	2	2763.1	2015	10
10/29/2015	3	2791.1	2015	10
10/29/2015	4	2972.6	2015	10
10/29/2015	5	3350.5	2015	10
10/29/2015	6	3660	2015	10
10/29/2015	7	3677	2015	10
10/29/2015	8	3695.5	2015	10
10/29/2015	9	3727.7	2015	10
10/29/2015	10	3691.8	2015	10
10/29/2015	11	3671.9	2015	10
10/29/2015	12	3655.2	2015	10
10/29/2015	13	3620.8	2015	10
10/29/2015	14	3576.3	2015	10
10/29/2015	15	3521.207	2015	10
10/29/2015	16	3461.65	2015	10
10/29/2015	17	3530.25	2015	10
10/29/2015	18	3732	2015	10
10/29/2015	19	3729.7	2015	10
10/29/2015	20	3621.25	2015	10
10/29/2015	21	3440.75	2015	10
10/29/2015	22	3286.9	2015	10
10/29/2015	23	3233.25	2015	10
10/30/2015	0	3127.65	2015	10
10/30/2015	1	3086.4	2015	10
10/30/2015	2	3059.4	2015	10
10/30/2015	3	3074.4	2015	10
10/30/2015	4	3253.8	2015	10
10/30/2015	5	3700.25	2015	10
10/30/2015	6	3967.15	2015	10
10/30/2015	7	3986.05	2015	10
10/30/2015	8	3975.45	2015	10
10/30/2015	9	3944.65	2015	10
10/30/2015	10	3888.592	2015	10
10/30/2015	11	3789.4	2015	10
10/30/2015	12	3701.7	2015	10
10/30/2015	13	3627.5	2015	10
10/30/2015	14	3590.55	2015	10
10/30/2015	15	3560.75	2015	10
10/30/2015	16	3519	2015	10
10/30/2015	17	3551.1	2015	10
10/30/2015	18	3693.7	2015	10
10/30/2015	19	3688.65	2015	10
10/30/2015	20	3574.25	2015	10
10/30/2015	21	3482.9	2015	10
10/30/2015	22	3380.1	2015	10
10/30/2015	23	3272.8	2015	10
10/31/2015	0	3155.6	2015	10
10/31/2015	1	3078.6	2015	10
10/31/2015	2	3043	2015	10
10/31/2015	3	3002.5	2015	10
10/31/2015	4	3047.85	2015	10
10/31/2015	5	3133.15	2015	10
10/31/2015	6	3242	2015	10
10/31/2015	7	3320.7	2015	10
10/31/2015	8	3417.1	2015	10
10/31/2015	9	3468.3	2015	10
10/31/2015	10	3444.9	2015	10
10/31/2015	11	3364.75	2015	10
10/31/2015	12	3289	2015	10
10/31/2015	13	3242.6	2015	10

Day	Hr	Total	Year	Month
10/31/2015	14	3204.25	2015	10
10/31/2015	15	3182.9	2015	10
10/31/2015	16	3097.8	2015	10
10/31/2015	17	3141.4	2015	10
10/31/2015	18	3282.9	2015	10
10/31/2015	19	3259.2	2015	10
10/31/2015	20	3184.1	2015	10
10/31/2015	21	3057.9	2015	10
10/31/2015	22	2937	2015	10
10/31/2015	23	2824.5	2015	10
11/1/2015	0	2715.4	2015	11
11/1/2015	1	2643.2	2015	11
11/1/2015	2	2601.2	2015	11
11/1/2015	3	2562.05	2015	11
11/1/2015	4	2541.45	2015	11
11/1/2015	5	2584.1	2015	11
11/1/2015	6	2674	2015	11
11/1/2015	7	2771.3	2015	11
11/1/2015	8	2955	2015	11
11/1/2015	9	3053.3	2015	11
11/1/2015	10	3063.4	2015	11
11/1/2015	11	3049.7	2015	11
11/1/2015	12	3067.3	2015	11
11/1/2015	13	3058.4	2015	11
11/1/2015	14	3050.05	2015	11
11/1/2015	15	3054.7	2015	11
11/1/2015	16	3120.3	2015	11
11/1/2015	17	3255.35	2015	11
11/1/2015	18	3403.3	2015	11
11/1/2015	19	3334.4	2015	11
11/1/2015	20	3359	2015	11
11/1/2015	21	3204.1	2015	11
11/1/2015	22	3066.9	2015	11
11/1/2015	23	2902	2015	11
11/2/2015	0	2787.9	2015	11
11/2/2015	1	2686	2015	11
11/2/2015	2	2715.8	2015	11
11/2/2015	3	2741.6	2015	11
11/2/2015	4	2816.2	2015	11
11/2/2015	5	2971.6	2015	11
11/2/2015	6	3373.4	2015	11
11/2/2015	7	3560.3	2015	11
11/2/2015	8	3636.6	2015	11
11/2/2015	9	3738.8	2015	11
11/2/2015	10	3778.3	2015	11
11/2/2015	11	3700.7	2015	11
11/2/2015	12	3689.7	2015	11
11/2/2015	13	3707.5	2015	11
11/2/2015	14	3664.9	2015	11
11/2/2015	15	3628.55	2015	11
11/2/2015	16	3623.75	2015	11
11/2/2015	17	3624.1	2015	11
11/2/2015	18	3784	2015	11
11/2/2015	19	3734.8	2015	11
11/2/2015	20	3624.55	2015	11
11/2/2015	21	3457.75	2015	11
11/2/2015	22	3289.9	2015	11
11/2/2015	23	3175.1	2015	11
11/3/2015	0	3030.15	2015	11
11/3/2015	1	2923.75	2015	11
11/3/2015	2	2891.6	2015	11
11/3/2015	3	2873.7	2015	11
11/3/2015	4	2884.9	2015	11
11/3/2015	5	3066.1	2015	11

Day	Hr	Total	Year	Month
11/3/2015	6	3378	2015	11
11/3/2015	7	3588.7	2015	11
11/3/2015	8	3607.3	2015	11
11/3/2015	9	3702	2015	11
11/3/2015	10	3743.2	2015	11
11/3/2015	11	3751.45	2015	11
11/3/2015	12	3821.95	2015	11
11/3/2015	13	3874.4	2015	11
11/3/2015	14	3911.9	2015	11
11/3/2015	15	3875.25	2015	11
11/3/2015	16	3885.05	2015	11
11/3/2015	17	3877.4	2015	11
11/3/2015	18	4014.35	2015	11
11/3/2015	19	3930.15	2015	11
11/3/2015	20	3821.35	2015	11
11/3/2015	21	3643.15	2015	11
11/3/2015	22	3401.1	2015	11
11/3/2015	23	3195.1	2015	11
11/4/2015	0	3014.8	2015	11
11/4/2015	1	2905.9	2015	11
11/4/2015	2	2810.5	2015	11
11/4/2015	3	2771.7	2015	11
11/4/2015	4	2783.2	2015	11
11/4/2015	5	2995.65	2015	11
11/4/2015	6	3343.35	2015	11
11/4/2015	7	3487.15	2015	11
11/4/2015	8	3566.95	2015	11
11/4/2015	9	3699.6	2015	11
11/4/2015	10	3801	2015	11
11/4/2015	11	3842.7	2015	11
11/4/2015	12	3893.35	2015	11
11/4/2015	13	3970.478	2015	11
11/4/2015	14	4009.7	2015	11
11/4/2015	15	3946.7	2015	11
11/4/2015	16	3861.8	2015	11
11/4/2015	17	3958.25	2015	11
11/4/2015	18	4121.15	2015	11
11/4/2015	19	4056.85	2015	11
11/4/2015	20	3944.85	2015	11
11/4/2015	21	3717.3	2015	11
11/4/2015	22	3514.05	2015	11
11/4/2015	23	3238.5	2015	11
11/5/2015	0	3084.45	2015	11
11/5/2015	1	2952.3	2015	11
11/5/2015	2	2871.05	2015	11
11/5/2015	3	2821.45	2015	11
11/5/2015	4	2834.05	2015	11
11/5/2015	5	3002.95	2015	11
11/5/2015	6	3355.7	2015	11
11/5/2015	7	3600.65	2015	11
11/5/2015	8	3652.15	2015	11
11/5/2015	9	3784	2015	11
11/5/2015	10	3821.6	2015	11
11/5/2015	11	3909.2	2015	11
11/5/2015	12	3966.6	2015	11
11/5/2015	13	4031.8	2015	11
11/5/2015	14	4056.5	2015	11
11/5/2015	15	4012.1	2015	11
11/5/2015	16	3945.15	2015	11
11/5/2015	17	4024.2	2015	11
11/5/2015	18	4058.25	2015	11
11/5/2015	19	4021.9	2015	11
11/5/2015	20	3953.5	2015	11
11/5/2015	21	3825.5	2015	11

Day	Hr	Total	Year	Month
11/5/2015	22	3628	2015	11
11/5/2015	23	3386.25	2015	11
11/6/2015	0	3236.55	2015	11
11/6/2015	1	3081.6	2015	11
11/6/2015	2	2972.2	2015	11
11/6/2015	3	2905.7	2015	11
11/6/2015	4	2886.9	2015	11
11/6/2015	5	3105.8	2015	11
11/6/2015	6	3372.2	2015	11
11/6/2015	7	3587	2015	11
11/6/2015	8	3720.9	2015	11
11/6/2015	9	3827.2	2015	11
11/6/2015	10	3916.2	2015	11
11/6/2015	11	3906.2	2015	11
11/6/2015	12	3838.1	2015	11
11/6/2015	13	3856.8	2015	11
11/6/2015	14	3796.208	2015	11
11/6/2015	15	3788.509	2015	11
11/6/2015	16	3683	2015	11
11/6/2015	17	3779.6	2015	11
11/6/2015	18	3796.7	2015	11
11/6/2015	19	3609.4	2015	11
11/6/2015	20	3671.35	2015	11
11/6/2015	21	3414.9	2015	11
11/6/2015	22	3283.4	2015	11
11/6/2015	23	3026.6	2015	11
11/7/2015	0	2903.2	2015	11
11/7/2015	1	2811.45	2015	11
11/7/2015	2	2679.4	2015	11
11/7/2015	3	2631.7	2015	11
11/7/2015	4	2581.8	2015	11
11/7/2015	5	2657.5	2015	11
11/7/2015	6	2829.7	2015	11
11/7/2015	7	2929.7	2015	11
11/7/2015	8	3078.6	2015	11
11/7/2015	9	3148.1	2015	11
11/7/2015	10	3284.9	2015	11
11/7/2015	11	3190.1	2015	11
11/7/2015	12	3165.6	2015	11
11/7/2015	13	3126.8	2015	11
11/7/2015	14	3096.209	2015	11
11/7/2015	15	3090.8	2015	11
11/7/2015	16	3071.2	2015	11
11/7/2015	17	3234.6	2015	11
11/7/2015	18	3398.85	2015	11
11/7/2015	19	3336.95	2015	11
11/7/2015	20	3347.3	2015	11
11/7/2015	21	3262.7	2015	11
11/7/2015	22	3156.1	2015	11
11/7/2015	23	3004.9	2015	11
11/8/2015	0	2873	2015	11
11/8/2015	1	2832.05	2015	11
11/8/2015	2	2778.15	2015	11
11/8/2015	3	2750.1	2015	11
11/8/2015	4	2757.4	2015	11
11/8/2015	5	2889.31	2015	11
11/8/2015	6	3003.5	2015	11
11/8/2015	7	3126.15	2015	11
11/8/2015	8	3215.25	2015	11
11/8/2015	9	3253	2015	11
11/8/2015	10	3253.3	2015	11
11/8/2015	11	3144.3	2015	11
11/8/2015	12	3146.4	2015	11
11/8/2015	13	3076.3	2015	11

Day	Hr	Total	Year	Month
11/8/2015	14	3014.3	2015	11
11/8/2015	15	2996.8	2015	11
11/8/2015	16	3040	2015	11
11/8/2015	17	3277.45	2015	11
11/8/2015	18	3522.9	2015	11
11/8/2015	19	3560.35	2015	11
11/8/2015	20	3547	2015	11
11/8/2015	21	3439.7	2015	11
11/8/2015	22	3338.345	2015	11
11/8/2015	23	3164.2	2015	11
11/9/2015	0	3076.6	2015	11
11/9/2015	1	3052.8	2015	11
11/9/2015	2	3039.2	2015	11
11/9/2015	3	3073.3	2015	11
11/9/2015	4	3119.5	2015	11
11/9/2015	5	3315.4	2015	11
11/9/2015	6	3700.5	2015	11
11/9/2015	7	3955.1	2015	11
11/9/2015	8	3958.4	2015	11
11/9/2015	9	4011.504	2015	11
11/9/2015	10	3971.15	2015	11
11/9/2015	11	3967.05	2015	11
11/9/2015	12	3938.7	2015	11
11/9/2015	13	3851.3	2015	11
11/9/2015	14	3806.1	2015	11
11/9/2015	15	3795.6	2015	11
11/9/2015	16	3741.6	2015	11
11/9/2015	17	3897.25	2015	11
11/9/2015	18	4021.35	2015	11
11/9/2015	19	3942.3	2015	11
11/9/2015	20	3862.9	2015	11
11/9/2015	21	3711.8	2015	11
11/9/2015	22	3484.9	2015	11
11/9/2015	23	3301.9	2015	11
11/10/2015	0	3137.7	2015	11
11/10/2015	1	3054.4	2015	11
11/10/2015	2	2977.1	2015	11
11/10/2015	3	2941.8	2015	11
11/10/2015	4	3021.5	2015	11
11/10/2015	5	3169.25	2015	11
11/10/2015	6	3542.95	2015	11
11/10/2015	7	3735.6	2015	11
11/10/2015	8	3803.6	2015	11
11/10/2015	9	3865.4	2015	11
11/10/2015	10	3830.9	2015	11
11/10/2015	11	3835	2015	11
11/10/2015	12	3776.2	2015	11
11/10/2015	13	3722.85	2015	11
11/10/2015	14	3667.85	2015	11
11/10/2015	15	3636.7	2015	11
11/10/2015	16	3608.1	2015	11
11/10/2015	17	3690.7	2015	11
11/10/2015	18	3907.15	2015	11
11/10/2015	19	3926.75	2015	11
11/10/2015	20	3881.7	2015	11
11/10/2015	21	3790	2015	11
11/10/2015	22	3604.2	2015	11
11/10/2015	23	3437.6	2015	11
11/11/2015	0	3346.5	2015	11
11/11/2015	1	3249.7	2015	11
11/11/2015	2	3233.55	2015	11
11/11/2015	3	3214.15	2015	11
11/11/2015	4	3291.75	2015	11
11/11/2015	5	3461.75	2015	11

Day	Hr	Total	Year	Month
11/11/2015	6	3905.95	2015	11
11/11/2015	7	4084.35	2015	11
11/11/2015	8	4054.5	2015	11
11/11/2015	9	3999.25	2015	11
11/11/2015	10	3898.05	2015	11
11/11/2015	11	3816.479	2015	11
11/11/2015	12	3753.979	2015	11
11/11/2015	13	3669.68	2015	11
11/11/2015	14	3663.08	2015	11
11/11/2015	15	3661.462	2015	11
11/11/2015	16	3616.029	2015	11
11/11/2015	17	3754.129	2015	11
11/11/2015	18	3953.729	2015	11
11/11/2015	19	3873.128	2015	11
11/11/2015	20	3806.729	2015	11
11/11/2015	21	3657.129	2015	11
11/11/2015	22	3450.676	2015	11
11/11/2015	23	3278.06	2015	11
11/12/2015	0	3096.878	2015	11
11/12/2015	1	2985.775	2015	11
11/12/2015	2	2891.528	2015	11
11/12/2015	3	2846.025	2015	11
11/12/2015	4	2872.077	2015	11
11/12/2015	5	3011.124	2015	11
11/12/2015	6	3421.122	2015	11
11/12/2015	7	3559.007	2015	11
11/12/2015	8	3604.774	2015	11
11/12/2015	9	3665.723	2015	11
11/12/2015	10	3724.474	2015	11
11/12/2015	11	3677.779	2015	11
11/12/2015	12	3677.879	2015	11
11/12/2015	13	3600.228	2015	11
11/12/2015	14	3602.025	2015	11
11/12/2015	15	3592.165	2015	11
11/12/2015	16	3551.629	2015	11
11/12/2015	17	3643.529	2015	11
11/12/2015	18	3818.674	2015	11
11/12/2015	19	3815.573	2015	11
11/12/2015	20	3772.073	2015	11
11/12/2015	21	3698.574	2015	11
11/12/2015	22	3497.364	2015	11
11/12/2015	23	3275.464	2015	11
11/13/2015	0	3166.174	2015	11
11/13/2015	1	3102.923	2015	11
11/13/2015	2	3042.423	2015	11
11/13/2015	3	3049.173	2015	11
11/13/2015	4	3076.273	2015	11
11/13/2015	5	3296.764	2015	11
11/13/2015	6	3724.194	2015	11
11/13/2015	7	3920.101	2015	11
11/13/2015	8	3906.873	2015	11
11/13/2015	9	3838.673	2015	11
11/13/2015	10	3841.68	2015	11
11/13/2015	11	3786.079	2015	11
11/13/2015	12	3734.868	2015	11
11/13/2015	13	3685.672	2015	11
11/13/2015	14	3631.279	2015	11
11/13/2015	15	3561.778	2015	11
11/13/2015	16	3527.179	2015	11
11/13/2015	17	3669.273	2015	11
11/13/2015	18	3876.674	2015	11
11/13/2015	19	3822.273	2015	11
11/13/2015	20	3786.456	2015	11
11/13/2015	21	3695.472	2015	11

Day	Hr	Total	Year	Month
11/13/2015	22	3594.873	2015	11
11/13/2015	23	3473.673	2015	11
11/14/2015	0	3376.673	2015	11
11/14/2015	1	3307.972	2015	11
11/14/2015	2	3279.838	2015	11
11/14/2015	3	3301.668	2015	11
11/14/2015	4	3336.771	2015	11
11/14/2015	5	3410.773	2015	11
11/14/2015	6	3590.771	2015	11
11/14/2015	7	3755.121	2015	11
11/14/2015	8	3803.007	2015	11
11/14/2015	9	3702.823	2015	11
11/14/2015	10	3587.923	2015	11
11/14/2015	11	3474.48	2015	11
11/14/2015	12	3327.63	2015	11
11/14/2015	13	3264.979	2015	11
11/14/2015	14	3156.831	2015	11
11/14/2015	15	3120.968	2015	11
11/14/2015	16	3150.975	2015	11
11/14/2015	17	3305.579	2015	11
11/14/2015	18	3490.627	2015	11
11/14/2015	19	3511.424	2015	11
11/14/2015	20	3549.173	2015	11
11/14/2015	21	3505.723	2015	11
11/14/2015	22	3400.514	2015	11
11/14/2015	23	3225.265	2015	11
11/15/2015	0	3134.272	2015	11
11/15/2015	1	3126.073	2015	11
11/15/2015	2	3087.773	2015	11
11/15/2015	3	3051.672	2015	11
11/15/2015	4	3187.568	2015	11
11/15/2015	5	3234.11	2015	11
11/15/2015	6	3381.123	2015	11
11/15/2015	7	3464.472	2015	11
11/15/2015	8	3506.773	2015	11
11/15/2015	9	3411.973	2015	11
11/15/2015	10	3291.08	2015	11
11/15/2015	11	3207.669	2015	11
11/15/2015	12	3175.175	2015	11
11/15/2015	13	3102.23	2015	11
11/15/2015	14	3086.331	2015	11
11/15/2015	15	3074.581	2015	11
11/15/2015	16	3124.281	2015	11
11/15/2015	17	3276.28	2015	11
11/15/2015	18	3481.979	2015	11
11/15/2015	19	3478.427	2015	11
11/15/2015	20	3426.762	2015	11
11/15/2015	21	3377.923	2015	11
11/15/2015	22	3325.773	2015	11
11/15/2015	23	3179.173	2015	11
11/16/2015	0	3095.473	2015	11
11/16/2015	1	3014.473	2015	11
11/16/2015	2	3021.667	2015	11
11/16/2015	3	3023.761	2015	11
11/16/2015	4	3161.272	2015	11
11/16/2015	5	3440.673	2015	11
11/16/2015	6	3931.273	2015	11
11/16/2015	7	4150.473	2015	11
11/16/2015	8	4157.469	2015	11
11/16/2015	9	4111.209	2015	11
11/16/2015	10	4041.224	2015	11
11/16/2015	11	3959.573	2015	11
11/16/2015	12	3898.774	2015	11
11/16/2015	13	3870.179	2015	11

Day	Hr	Total	Year	Month
11/16/2015	14	3822.605	2015	11
11/16/2015	15	3818.777	2015	11
11/16/2015	16	3803.464	2015	11
11/16/2015	17	3946.615	2015	11
11/16/2015	18	4053.274	2015	11
11/16/2015	19	3959.323	2015	11
11/16/2015	20	3922.123	2015	11
11/16/2015	21	3792.823	2015	11
11/16/2015	22	3570.374	2015	11
11/16/2015	23	3400.672	2015	11
11/17/2015	0	3219.857	2015	11
11/17/2015	1	3129.577	2015	11
11/17/2015	2	3030.875	2015	11
11/17/2015	3	3008.424	2015	11
11/17/2015	4	3044.124	2015	11
11/17/2015	5	3230.773	2015	11
11/17/2015	6	3613.423	2015	11
11/17/2015	7	3844.819	2015	11
11/17/2015	8	3861.61	2015	11
11/17/2015	9	3890.025	2015	11
11/17/2015	10	3909.878	2015	11
11/17/2015	11	3864.323	2015	11
11/17/2015	12	3850.528	2015	11
11/17/2015	13	3819.78	2015	11
11/17/2015	14	3737.579	2015	11
11/17/2015	15	3674.179	2015	11
11/17/2015	16	3647.267	2015	11
11/17/2015	17	3848.574	2015	11
11/17/2015	18	3899.979	2015	11
11/17/2015	19	3900.48	2015	11
11/17/2015	20	3768.779	2015	11
11/17/2015	21	3666.179	2015	11
11/17/2015	22	3452.779	2015	11
11/17/2015	23	3225.179	2015	11
11/18/2015	0	3039.479	2015	11
11/18/2015	1	2945.162	2015	11
11/18/2015	2	2864.777	2015	11
11/18/2015	3	2822.501	2015	11
11/18/2015	4	2850.979	2015	11
11/18/2015	5	3001.479	2015	11
11/18/2015	6	3397.479	2015	11
11/18/2015	7	3645.579	2015	11
11/18/2015	8	3683.879	2015	11
11/18/2015	9	3757.489	2015	11
11/18/2015	10	3789.273	2015	11
11/18/2015	11	3782.769	2015	11
11/18/2015	12	3818.28	2015	11
11/18/2015	13	3821.08	2015	11
11/18/2015	14	3790.879	2015	11
11/18/2015	15	3699.48	2015	11
11/18/2015	16	3727.78	2015	11
11/18/2015	17	3863.179	2015	11
11/18/2015	18	3950.781	2015	11
11/18/2015	19	3845.769	2015	11
11/18/2015	20	3796.471	2015	11
11/18/2015	21	3607.374	2015	11
11/18/2015	22	3357.58	2015	11
11/18/2015	23	3203.577	2015	11
11/19/2015	0	3036.175	2015	11
11/19/2015	1	2913.374	2015	11
11/19/2015	2	2810.14	2015	11
11/19/2015	3	2833.575	2015	11
11/19/2015	4	2867.758	2015	11
11/19/2015	5	3082.673	2015	11

Day	Hr	Total	Year	Month
11/19/2015	6	3542.774	2015	11
11/19/2015	7	3736.535	2015	11
11/19/2015	8	3715.673	2015	11
11/19/2015	9	3690.877	2015	11
11/19/2015	10	3696.88	2015	11
11/19/2015	11	3686.375	2015	11
11/19/2015	12	3642.068	2015	11
11/19/2015	13	3618.58	2015	11
11/19/2015	14	3605.18	2015	11
11/19/2015	15	3558.981	2015	11
11/19/2015	16	3595	2015	11
11/19/2015	17	3582.659	2015	11
11/19/2015	18	3830.878	2015	11
11/19/2015	19	3834.276	2015	11
11/19/2015	20	3830.657	2015	11
11/19/2015	21	3762.872	2015	11
11/19/2015	22	3575.773	2015	11
11/19/2015	23	3387.373	2015	11
11/20/2015	0	3317.473	2015	11
11/20/2015	1	3324.273	2015	11
11/20/2015	2	3295.562	2015	11
11/20/2015	3	3292.165	2015	11
11/20/2015	4	3387.172	2015	11
11/20/2015	5	3687.373	2015	11
11/20/2015	6	4107.772	2015	11
11/20/2015	7	4356.322	2015	11
11/20/2015	8	4329.457	2015	11
11/20/2015	9	4159.672	2015	11
11/20/2015	10	4019.173	2015	11
11/20/2015	11	3907.377	2015	11
11/20/2015	12	3851.226	2015	11
11/20/2015	13	3725.778	2015	11
11/20/2015	14	3666.978	2015	11
11/20/2015	15	3605.567	2015	11
11/20/2015	16	3624.661	2015	11
11/20/2015	17	3780.36	2015	11
11/20/2015	18	3992.359	2015	11
11/20/2015	19	3979.857	2015	11
11/20/2015	20	3957.357	2015	11
11/20/2015	21	3883.851	2015	11
11/20/2015	22	3765.246	2015	11
11/20/2015	23	3624.846	2015	11
11/21/2015	0	3489.246	2015	11
11/21/2015	1	3385.845	2015	11
11/21/2015	2	3361.046	2015	11
11/21/2015	3	3268.845	2015	11
11/21/2015	4	3274.945	2015	11
11/21/2015	5	3403.14	2015	11
11/21/2015	6	3583.929	2015	11
11/21/2015	7	3682.934	2015	11
11/21/2015	8	3740.645	2015	11
11/21/2015	9	3680.846	2015	11
11/21/2015	10	3591.146	2015	11
11/21/2015	11	3465.146	2015	11
11/21/2015	12	3443.149	2015	11
11/21/2015	13	3399.546	2015	11
11/21/2015	14	3379.029	2015	11
11/21/2015	15	3474.629	2015	11
11/21/2015	16	3620.729	2015	11
11/21/2015	17	3766.834	2015	11
11/21/2015	18	3822.845	2015	11
11/21/2015	19	3824.033	2015	11
11/21/2015	20	3790.228	2015	11
11/21/2015	21	3743.329	2015	11

Day	Hr	Total	Year	Month
11/21/2015	22	3656.737	2015	11
11/21/2015	23	3501.044	2015	11
11/22/2015	0	3385.529	2015	11
11/22/2015	1	3320.527	2015	11
11/22/2015	2	3317.8	2015	11
11/22/2015	3	3281.556	2015	11
11/22/2015	4	3334.93	2015	11
11/22/2015	5	3460.043	2015	11
11/22/2015	6	3566.93	2015	11
11/22/2015	7	3696.026	2015	11
11/22/2015	8	3877.627	2015	11
11/22/2015	9	3949.327	2015	11
11/22/2015	10	3931.328	2015	11
11/22/2015	11	3844.529	2015	11
11/22/2015	12	3793.929	2015	11
11/22/2015	13	3747.13	2015	11
11/22/2015	14	3670.637	2015	11
11/22/2015	15	3650.251	2015	11
11/22/2015	16	3657.749	2015	11
11/22/2015	17	3949.652	2015	11
11/22/2015	18	4232.462	2015	11
11/22/2015	19	4286.563	2015	11
11/22/2015	20	4306.253	2015	11
11/22/2015	21	4207.147	2015	11
11/22/2015	22	4090.36	2015	11
11/22/2015	23	3994.058	2015	11
11/23/2015	0	3944.444	2015	11
11/23/2015	1	3902.158	2015	11
11/23/2015	2	3894.559	2015	11
11/23/2015	3	3995.339	2015	11
11/23/2015	4	4056.025	2015	11
11/23/2015	5	4336.822	2015	11
11/23/2015	6	4690.742	2015	11
11/23/2015	7	5014.624	2015	11
11/23/2015	8	4896.223	2015	11
11/23/2015	9	4705.465	2015	11
11/23/2015	10	4516.65	2015	11
11/23/2015	11	4360.75	2015	11
11/23/2015	12	4186.349	2015	11
11/23/2015	13	4115.248	2015	11
11/23/2015	14	3995.447	2015	11
11/23/2015	15	3932.846	2015	11
11/23/2015	16	3894.142	2015	11
11/23/2015	17	4183.655	2015	11
11/23/2015	18	4352.937	2015	11
11/23/2015	19	4407.936	2015	11
11/23/2015	20	4394.435	2015	11
11/23/2015	21	4240.536	2015	11
11/23/2015	22	4167.422	2015	11
11/23/2015	23	3959.119	2015	11
11/24/2015	0	3852.72	2015	11
11/24/2015	1	3786.032	2015	11
11/24/2015	2	3771.032	2015	11
11/24/2015	3	3776.019	2015	11
11/24/2015	4	3863.42	2015	11
11/24/2015	5	4048.72	2015	11
11/24/2015	6	4460.327	2015	11
11/24/2015	7	4633.435	2015	11
11/24/2015	8	4562.62	2015	11
11/24/2015	9	4392.42	2015	11
11/24/2015	10	4203.234	2015	11
11/24/2015	11	4059.342	2015	11
11/24/2015	12	3965.544	2015	11
11/24/2015	13	3859.243	2015	11

Day	Hr	Total	Year	Month
11/24/2015	14	3799.244	2015	11
11/24/2015	15	3746.144	2015	11
11/24/2015	16	3711.444	2015	11
11/24/2015	17	3870.242	2015	11
11/24/2015	18	4035.842	2015	11
11/24/2015	19	4051.039	2015	11
11/24/2015	20	4000.736	2015	11
11/24/2015	21	3931.537	2015	11
11/24/2015	22	3757.725	2015	11
11/24/2015	23	3625.52	2015	11
11/25/2015	0	3476.826	2015	11
11/25/2015	1	3401.036	2015	11
11/25/2015	2	3430.426	2015	11
11/25/2015	3	3429.82	2015	11
11/25/2015	4	3428.919	2015	11
11/25/2015	5	3662.721	2015	11
11/25/2015	6	3941.436	2015	11
11/25/2015	7	4123.826	2015	11
11/25/2015	8	4246.12	2015	11
11/25/2015	9	4147.72	2015	11
11/25/2015	10	4045.938	2015	11
11/25/2015	11	3889.458	2015	11
11/25/2015	12	3846.763	2015	11
11/25/2015	13	3726.562	2015	11
11/25/2015	14	3643.764	2015	11
11/25/2015	15	3572.464	2015	11
11/25/2015	16	3558.872	2015	11
11/25/2015	17	3655.267	2015	11
11/25/2015	18	3805.763	2015	11
11/25/2015	19	3805.997	2015	11
11/25/2015	20	3763.905	2015	11
11/25/2015	21	3603.658	2015	11
11/25/2015	22	3493.158	2015	11
11/25/2015	23	3249.71	2015	11
11/26/2015	0	3032.7	2015	11
11/26/2015	1	2992.553	2015	11
11/26/2015	2	2857.161	2015	11
11/26/2015	3	2815.76	2015	11
11/26/2015	4	2828.859	2015	11
11/26/2015	5	2857.649	2015	11
11/26/2015	6	2951.752	2015	11
11/26/2015	7	3005.008	2015	11
11/26/2015	8	3180.409	2015	11
11/26/2015	9	3216.861	2015	11
11/26/2015	10	3204.453	2015	11
11/26/2015	11	3195.357	2015	11
11/26/2015	12	3078.265	2015	11
11/26/2015	13	2866.266	2015	11
11/26/2015	14	2780.866	2015	11
11/26/2015	15	2727.867	2015	11
11/26/2015	16	2655.266	2015	11
11/26/2015	17	2694.359	2015	11
11/26/2015	18	2832.752	2015	11
11/26/2015	19	2805.764	2015	11
11/26/2015	20	2841.513	2015	11
11/26/2015	21	2769.613	2015	11
11/26/2015	22	2731.064	2015	11
11/26/2015	23	2676.961	2015	11
11/27/2015	0	2541.247	2015	11
11/27/2015	1	2531.864	2015	11
11/27/2015	2	2483.162	2015	11
11/27/2015	3	2530.763	2015	11
11/27/2015	4	2518.063	2015	11
11/27/2015	5	2633.963	2015	11

Day	Hr	Total	Year	Month
11/27/2015	6	2741.25	2015	11
11/27/2015	7	2894.258	2015	11
11/27/2015	8	2885.763	2015	11
11/27/2015	9	3035.663	2015	11
11/27/2015	10	3069.365	2015	11
11/27/2015	11	3056.965	2015	11
11/27/2015	12	3017.562	2015	11
11/27/2015	13	2964.004	2015	11
11/27/2015	14	2924.716	2015	11
11/27/2015	15	2915.966	2015	11
11/27/2015	16	2923.466	2015	11
11/27/2015	17	3087.165	2015	11
11/27/2015	18	3230.564	2015	11
11/27/2015	19	3189.76	2015	11
11/27/2015	20	3116.55	2015	11
11/27/2015	21	3044.263	2015	11
11/27/2015	22	2973.863	2015	11
11/27/2015	23	2786.063	2015	11
11/28/2015	0	2687.714	2015	11
11/28/2015	1	2586.013	2015	11
11/28/2015	2	2543.297	2015	11
11/28/2015	3	2504.712	2015	11
11/28/2015	4	2488.264	2015	11
11/28/2015	5	2567.663	2015	11
11/28/2015	6	2645.764	2015	11
11/28/2015	7	2781.563	2015	11
11/28/2015	8	2937.555	2015	11
11/28/2015	9	3053.805	2015	11
11/28/2015	10	3181.263	2015	11
11/28/2015	11	3139.564	2015	11
11/28/2015	12	3180.914	2015	11
11/28/2015	13	3144.112	2015	11
11/28/2015	14	3106.3	2015	11
11/28/2015	15	3090.104	2015	11
11/28/2015	16	3182.809	2015	11
11/28/2015	17	3316.66	2015	11
11/28/2015	18	3398.256	2015	11
11/28/2015	19	3307.541	2015	11
11/28/2015	20	3246.305	2015	11
11/28/2015	21	3175.406	2015	11
11/28/2015	22	3040.357	2015	11
11/28/2015	23	2885.447	2015	11
11/29/2015	0	2731	2015	11
11/29/2015	1	2685.204	2015	11
11/29/2015	2	2645.656	2015	11
11/29/2015	3	2614.15	2015	11
11/29/2015	4	2644.944	2015	11
11/29/2015	5	2725.857	2015	11
11/29/2015	6	2836.1	2015	11
11/29/2015	7	2931.507	2015	11
11/29/2015	8	3094.742	2015	11
11/29/2015	9	3241.906	2015	11
11/29/2015	10	3285.013	2015	11
11/29/2015	11	3341.403	2015	11
11/29/2015	12	3380.942	2015	11
11/29/2015	13	3335.206	2015	11
11/29/2015	14	3376.357	2015	11
11/29/2015	15	3365.056	2015	11
11/29/2015	16	3435.391	2015	11
11/29/2015	17	3620.304	2015	11
11/29/2015	18	3704.307	2015	11
11/29/2015	19	3687.806	2015	11
11/29/2015	20	3689.093	2015	11
11/29/2015	21	3542.002	2015	11

Day	Hr	Total	Year	Month
11/29/2015	22	3392.356	2015	11
11/29/2015	23	3210.556	2015	11
11/30/2015	0	3060.044	2015	11
11/30/2015	1	2925.901	2015	11
11/30/2015	2	2883.606	2015	11
11/30/2015	3	2984.856	2015	11
11/30/2015	4	3092.044	2015	11
11/30/2015	5	3309.2	2015	11
11/30/2015	6	3726.507	2015	11
11/30/2015	7	3940.155	2015	11
11/30/2015	8	3994.044	2015	11
11/30/2015	9	4063.052	2015	11
11/30/2015	10	4072.256	2015	11
11/30/2015	11	4070.657	2015	11
11/30/2015	12	4036.147	2015	11
11/30/2015	13	4046.612	2015	11
11/30/2015	14	3937.857	2015	11
11/30/2015	15	3928.907	2015	11
11/30/2015	16	3959.704	2015	11
11/30/2015	17	4116.842	2015	11
11/30/2015	18	4181.157	2015	11
11/30/2015	19	4116.657	2015	11
11/30/2015	20	4028.457	2015	11
11/30/2015	21	3916.143	2015	11
11/30/2015	22	3669.153	2015	11
11/30/2015	23	3478.357	2015	11
12/1/2015	0	3258.657	2015	12
12/1/2015	1	3132.749	2015	12
12/1/2015	2	3005.748	2015	12
12/1/2015	3	2962.207	2015	12
12/1/2015	4	2939.658	2015	12
12/1/2015	5	3103.511	2015	12
12/1/2015	6	3499.446	2015	12
12/1/2015	7	3795.26	2015	12
12/1/2015	8	3797.162	2015	12
12/1/2015	9	3819.061	2015	12
12/1/2015	10	3881.81	2015	12
12/1/2015	11	3854.696	2015	12
12/1/2015	12	3845.762	2015	12
12/1/2015	13	3860.361	2015	12
12/1/2015	14	3813.763	2015	12
12/1/2015	15	3788.06	2015	12
12/1/2015	16	3799.146	2015	12
12/1/2015	17	3980.661	2015	12
12/1/2015	18	4082.158	2015	12
12/1/2015	19	4091.307	2015	12
12/1/2015	20	3986.444	2015	12
12/1/2015	21	3843.701	2015	12
12/1/2015	22	3702.068	2015	12
12/1/2015	23	3498.107	2015	12
12/2/2015	0	3336.292	2015	12
12/2/2015	1	3242.102	2015	12
12/2/2015	2	3189.306	2015	12
12/2/2015	3	3157.554	2015	12
12/2/2015	4	3191.24	2015	12
12/2/2015	5	3412.762	2015	12
12/2/2015	6	3787.457	2015	12
12/2/2015	7	4063.753	2015	12
12/2/2015	8	4099.642	2015	12
12/2/2015	9	4114.563	2015	12
12/2/2015	10	4104.814	2015	12
12/2/2015	11	4068.864	2015	12
12/2/2015	12	4022.915	2015	12
12/2/2015	13	4025.002	2015	12

Day	Hr	Total	Year	Month
12/2/2015	14	4022.41	2015	12
12/2/2015	15	4024.064	2015	12
12/2/2015	16	4072.865	2015	12
12/2/2015	17	4247.064	2015	12
12/2/2015	18	4422.156	2015	12
12/2/2015	19	4378.855	2015	12
12/2/2015	20	4344.464	2015	12
12/2/2015	21	4254.064	2015	12
12/2/2015	22	4066.764	2015	12
12/2/2015	23	3837.359	2015	12
12/3/2015	0	3735.249	2015	12
12/3/2015	1	3631.263	2015	12
12/3/2015	2	3603.863	2015	12
12/3/2015	3	3645.763	2015	12
12/3/2015	4	3692.509	2015	12
12/3/2015	5	3914.499	2015	12
12/3/2015	6	4356.863	2015	12
12/3/2015	7	4643.012	2015	12
12/3/2015	8	4628.613	2015	12
12/3/2015	9	4500.458	2015	12
12/3/2015	10	4434.554	2015	12
12/3/2015	11	4255.864	2015	12
12/3/2015	12	4163.865	2015	12
12/3/2015	13	4058.865	2015	12
12/3/2015	14	3997.966	2015	12
12/3/2015	15	3945.712	2015	12
12/3/2015	16	3963.456	2015	12
12/3/2015	17	4200.564	2015	12
12/3/2015	18	4472.115	2015	12
12/3/2015	19	4521.414	2015	12
12/3/2015	20	4571.264	2015	12
12/3/2015	21	4483.352	2015	12
12/3/2015	22	4343.558	2015	12
12/3/2015	23	4172.862	2015	12
12/4/2015	0	4062.663	2015	12
12/4/2015	1	4002.763	2015	12
12/4/2015	2	3981.003	2015	12
12/4/2015	3	3975.504	2015	12
12/4/2015	4	4018.963	2015	12
12/4/2015	5	4298.562	2015	12
12/4/2015	6	4743.263	2015	12
12/4/2015	7	5026.35	2015	12
12/4/2015	8	4904.6	2015	12
12/4/2015	9	4750.719	2015	12
12/4/2015	10	4531.064	2015	12
12/4/2015	11	4285.964	2015	12
12/4/2015	12	4104.854	2015	12
12/4/2015	13	3995.66	2015	12
12/4/2015	14	3906.367	2015	12
12/4/2015	15	3830.667	2015	12
12/4/2015	16	3775.166	2015	12
12/4/2015	17	3974.966	2015	12
12/4/2015	18	4173.654	2015	12
12/4/2015	19	4214.856	2015	12
12/4/2015	20	4262.264	2015	12
12/4/2015	21	4270.613	2015	12
12/4/2015	22	4156.912	2015	12
12/4/2015	23	4063.253	2015	12
12/5/2015	0	3912.455	2015	12
12/5/2015	1	3836.762	2015	12
12/5/2015	2	3782.062	2015	12
12/5/2015	3	3781.962	2015	12
12/5/2015	4	3838.899	2015	12
12/5/2015	5	3977.608	2015	12

Day	Hr	Total	Year	Month
12/5/2015	6	4105.562	2015	12
12/5/2015	7	4245.361	2015	12
12/5/2015	8	4412.757	2015	12
12/5/2015	9	4351.9	2015	12
12/5/2015	10	4217.213	2015	12
12/5/2015	11	3936.063	2015	12
12/5/2015	12	3764.364	2015	12
12/5/2015	13	3580.861	2015	12
12/5/2015	14	3438.353	2015	12
12/5/2015	15	3400.415	2015	12
12/5/2015	16	3402.215	2015	12
12/5/2015	17	3601.064	2015	12
12/5/2015	18	3826.965	2015	12
12/5/2015	19	3912.155	2015	12
12/5/2015	20	3926.956	2015	12
12/5/2015	21	3911.264	2015	12
12/5/2015	22	3835.663	2015	12
12/5/2015	23	3738.163	2015	12
12/6/2015	0	3641.359	2015	12
12/6/2015	1	3586.8	2015	12
12/6/2015	2	3584.112	2015	12
12/6/2015	3	3590.363	2015	12
12/6/2015	4	3643.562	2015	12
12/6/2015	5	3738.658	2015	12
12/6/2015	6	3836.849	2015	12
12/6/2015	7	3973.762	2015	12
12/6/2015	8	4105.362	2015	12
12/6/2015	9	4020.263	2015	12
12/6/2015	10	3808.958	2015	12
12/6/2015	11	3619.954	2015	12
12/6/2015	12	3523.864	2015	12
12/6/2015	13	3386.767	2015	12
12/6/2015	14	3263.916	2015	12
12/6/2015	15	3259.818	2015	12
12/6/2015	16	3308.517	2015	12
12/6/2015	17	3578.901	2015	12
12/6/2015	18	3806.766	2015	12
12/6/2015	19	3775.767	2015	12
12/6/2015	20	3831.5	2015	12
12/6/2015	21	3743.166	2015	12
12/6/2015	22	3535.565	2015	12
12/6/2015	23	3345.559	2015	12
12/7/2015	0	3206.556	2015	12
12/7/2015	1	3207.766	2015	12
12/7/2015	2	3167.966	2015	12
12/7/2015	3	3168.466	2015	12
12/7/2015	4	3236.567	2015	12
12/7/2015	5	3421.266	2015	12
12/7/2015	6	3836.757	2015	12
12/7/2015	7	4132.258	2015	12
12/7/2015	8	4156.266	2015	12
12/7/2015	9	4145.466	2015	12
12/7/2015	10	4063.117	2015	12
12/7/2015	11	4046.317	2015	12
12/7/2015	12	4017.167	2015	12
12/7/2015	13	3975.605	2015	12
12/7/2015	14	4013.311	2015	12
12/7/2015	15	3988.467	2015	12
12/7/2015	16	4061.766	2015	12
12/7/2015	17	4207.166	2015	12
12/7/2015	18	4312.867	2015	12
12/7/2015	19	4283.515	2015	12
12/7/2015	20	4229.904	2015	12
12/7/2015	21	4111.96	2015	12

Day	Hr	Total	Year	Month
12/7/2015	22	3920.164	2015	12
12/7/2015	23	3707.864	2015	12
12/8/2015	0	3597.864	2015	12
12/8/2015	1	3563.614	2015	12
12/8/2015	2	3484.104	2015	12
12/8/2015	3	3529.956	2015	12
12/8/2015	4	3630.764	2015	12
12/8/2015	5	3848.063	2015	12
12/8/2015	6	4280.164	2015	12
12/8/2015	7	4537.763	2015	12
12/8/2015	8	4525.748	2015	12
12/8/2015	9	4356.614	2015	12
12/8/2015	10	4154.514	2015	12
12/8/2015	11	4040.166	2015	12
12/8/2015	12	3977.167	2015	12
12/8/2015	13	3882.468	2015	12
12/8/2015	14	3809.5	2015	12
12/8/2015	15	3754.45	2015	12
12/8/2015	16	3693.65	2015	12
12/8/2015	17	3979.8	2015	12
12/8/2015	18	4185.9	2015	12
12/8/2015	19	4177.7	2015	12
12/8/2015	20	4188.65	2015	12
12/8/2015	21	4093.568	2015	12
12/8/2015	22	3876.95	2015	12
12/8/2015	23	3660.65	2015	12
12/9/2015	0	3553.3	2015	12
12/9/2015	1	3402.4	2015	12
12/9/2015	2	3419.1	2015	12
12/9/2015	3	3373.35	2015	12
12/9/2015	4	3515.45	2015	12
12/9/2015	5	3693.5	2015	12
12/9/2015	6	4025.35	2015	12
12/9/2015	7	4302.65	2015	12
12/9/2015	8	4310.2	2015	12
12/9/2015	9	4238.4	2015	12
12/9/2015	10	4179.6	2015	12
12/9/2015	11	4093.4	2015	12
12/9/2015	12	4122.4	2015	12
12/9/2015	13	4034.8	2015	12
12/9/2015	14	3928	2015	12
12/9/2015	15	3882.4	2015	12
12/9/2015	16	3903.55	2015	12
12/9/2015	17	4032.85	2015	12
12/9/2015	18	4176.85	2015	12
12/9/2015	19	4151.55	2015	12
12/9/2015	20	4160.8	2015	12
12/9/2015	21	3999.7	2015	12
12/9/2015	22	3764.7	2015	12
12/9/2015	23	3568.2	2015	12
12/10/2015	0	3378.55	2015	12
12/10/2015	1	3304.3	2015	12
12/10/2015	2	3211.95	2015	12
12/10/2015	3	3221.9	2015	12
12/10/2015	4	3241.8	2015	12
12/10/2015	5	3475.6	2015	12
12/10/2015	6	3880	2015	12
12/10/2015	7	4130.3	2015	12
12/10/2015	8	4081.2	2015	12
12/10/2015	9	4049.9	2015	12
12/10/2015	10	4017.5	2015	12
12/10/2015	11	3995.9	2015	12
12/10/2015	12	3883.4	2015	12
12/10/2015	13	3876.7	2015	12

Day	Hr	Total	Year	Month
12/10/2015	14	3773.4	2015	12
12/10/2015	15	3800.9	2015	12
12/10/2015	16	3778.45	2015	12
12/10/2015	17	4023	2015	12
12/10/2015	18	4072.75	2015	12
12/10/2015	19	4056.1	2015	12
12/10/2015	20	4047.6	2015	12
12/10/2015	21	3914.164	2015	12
12/10/2015	22	3672.05	2015	12
12/10/2015	23	3437.9	2015	12
12/11/2015	0	3188.6	2015	12
12/11/2015	1	3058.5	2015	12
12/11/2015	2	3015.9	2015	12
12/11/2015	3	3003.261	2015	12
12/11/2015	4	3001.95	2015	12
12/11/2015	5	3196	2015	12
12/11/2015	6	3556	2015	12
12/11/2015	7	3813.8	2015	12
12/11/2015	8	3831	2015	12
12/11/2015	9	3809	2015	12
12/11/2015	10	3854.6	2015	12
12/11/2015	11	3800.9	2015	12
12/11/2015	12	3744	2015	12
12/11/2015	13	3696.9	2015	12
12/11/2015	14	3726.3	2015	12
12/11/2015	15	3679.5	2015	12
12/11/2015	16	3658.5	2015	12
12/11/2015	17	3769.5	2015	12
12/11/2015	18	3821.1	2015	12
12/11/2015	19	3786.2	2015	12
12/11/2015	20	3737.8	2015	12
12/11/2015	21	3593.35	2015	12
12/11/2015	22	3478.55	2015	12
12/11/2015	23	3260.3	2015	12
12/12/2015	0	3048.3	2015	12
12/12/2015	1	2900.2	2015	12
12/12/2015	2	2804.1	2015	12
12/12/2015	3	2765.6	2015	12
12/12/2015	4	2720	2015	12
12/12/2015	5	2782.4	2015	12
12/12/2015	6	2916.3	2015	12
12/12/2015	7	2990.5	2015	12
12/12/2015	8	3099.082	2015	12
12/12/2015	9	3239.3	2015	12
12/12/2015	10	3310	2015	12
12/12/2015	11	3336.2	2015	12
12/12/2015	12	3300.5	2015	12
12/12/2015	13	3265.2	2015	12
12/12/2015	14	3241.659	2015	12
12/12/2015	15	3242.9	2015	12
12/12/2015	16	3269.7	2015	12
12/12/2015	17	3474.3	2015	12
12/12/2015	18	3516.9	2015	12
12/12/2015	19	3463.9	2015	12
12/12/2015	20	3352.7	2015	12
12/12/2015	21	3275.4	2015	12
12/12/2015	22	3193.85	2015	12
12/12/2015	23	3005.15	2015	12
12/13/2015	0	2885.3	2015	12
12/13/2015	1	2722.9	2015	12
12/13/2015	2	2641.5	2015	12
12/13/2015	3	2598.2	2015	12
12/13/2015	4	2527.7	2015	12
12/13/2015	5	2629.2	2015	12

Day	Hr	Total	Year	Month
12/13/2015	6	2738.1	2015	12
12/13/2015	7	2870.3	2015	12
12/13/2015	8	3008.6	2015	12
12/13/2015	9	3115.2	2015	12
12/13/2015	10	3183.6	2015	12
12/13/2015	11	3190.3	2015	12
12/13/2015	12	3227.2	2015	12
12/13/2015	13	3168.6	2015	12
12/13/2015	14	3193.3	2015	12
12/13/2015	15	3189.8	2015	12
12/13/2015	16	3221.35	2015	12
12/13/2015	17	3462.55	2015	12
12/13/2015	18	3623.6	2015	12
12/13/2015	19	3604.9	2015	12
12/13/2015	20	3540.65	2015	12
12/13/2015	21	3424.65	2015	12
12/13/2015	22	3256.3	2015	12
12/13/2015	23	3051.457	2015	12
12/14/2015	0	2855.05	2015	12
12/14/2015	1	2721	2015	12
12/14/2015	2	2630.8	2015	12
12/14/2015	3	2618.282	2015	12
12/14/2015	4	2767	2015	12
12/14/2015	5	2954.25	2015	12
12/14/2015	6	3349.75	2015	12
12/14/2015	7	3613.8	2015	12
12/14/2015	8	3695.85	2015	12
12/14/2015	9	3757.75	2015	12
12/14/2015	10	3817.6	2015	12
12/14/2015	11	3791	2015	12
12/14/2015	12	3819.3	2015	12
12/14/2015	13	3771.4	2015	12
12/14/2015	14	3771.7	2015	12
12/14/2015	15	3773.1	2015	12
12/14/2015	16	3744.9	2015	12
12/14/2015	17	3928.9	2015	12
12/14/2015	18	4058.5	2015	12
12/14/2015	19	4018.1	2015	12
12/14/2015	20	4016.8	2015	12
12/14/2015	21	3888.4	2015	12
12/14/2015	22	3661.6	2015	12
12/14/2015	23	3462.3	2015	12
12/15/2015	0	3254.3	2015	12
12/15/2015	1	3151.2	2015	12
12/15/2015	2	3122.3	2015	12
12/15/2015	3	3059.4	2015	12
12/15/2015	4	3114.5	2015	12
12/15/2015	5	3315.5	2015	12
12/15/2015	6	3699.5	2015	12
12/15/2015	7	3993.6	2015	12
12/15/2015	8	4058.6	2015	12
12/15/2015	9	4042.5	2015	12
12/15/2015	10	4042.7	2015	12
12/15/2015	11	3940	2015	12
12/15/2015	12	3907.4	2015	12
12/15/2015	13	3848.9	2015	12
12/15/2015	14	3775.9	2015	12
12/15/2015	15	3726.2	2015	12
12/15/2015	16	3682.3	2015	12
12/15/2015	17	3825.8	2015	12
12/15/2015	18	4044.8	2015	12
12/15/2015	19	4059.7	2015	12
12/15/2015	20	4071.9	2015	12
12/15/2015	21	3923.5	2015	12

Day	Hr	Total	Year	Month
12/15/2015	22	3771.5	2015	12
12/15/2015	23	3629.3	2015	12
12/16/2015	0	3513.2	2015	12
12/16/2015	1	3340.2	2015	12
12/16/2015	2	3330.65	2015	12
12/16/2015	3	3312.35	2015	12
12/16/2015	4	3390.6	2015	12
12/16/2015	5	3572.9	2015	12
12/16/2015	6	3975.4	2015	12
12/16/2015	7	4279.35	2015	12
12/16/2015	8	4235.2	2015	12
12/16/2015	9	4174.35	2015	12
12/16/2015	10	3997.15	2015	12
12/16/2015	11	3902.35	2015	12
12/16/2015	12	3868.7	2015	12
12/16/2015	13	3844.7	2015	12
12/16/2015	14	3775.1	2015	12
12/16/2015	15	3724.1	2015	12
12/16/2015	16	3803.8	2015	12
12/16/2015	17	3902.15	2015	12
12/16/2015	18	4071.2	2015	12
12/16/2015	19	3980.75	2015	12
12/16/2015	20	3978.15	2015	12
12/16/2015	21	3829.45	2015	12
12/16/2015	22	3622.4	2015	12
12/16/2015	23	3368.8	2015	12
12/17/2015	0	3139.4	2015	12
12/17/2015	1	3023.3	2015	12
12/17/2015	2	2969	2015	12
12/17/2015	3	2978.4	2015	12
12/17/2015	4	3017.2	2015	12
12/17/2015	5	3207.8	2015	12
12/17/2015	6	3680.05	2015	12
12/17/2015	7	4018.2	2015	12
12/17/2015	8	4026.5	2015	12
12/17/2015	9	4100.05	2015	12
12/17/2015	10	4002.55	2015	12
12/17/2015	11	4013.1	2015	12
12/17/2015	12	3914.3	2015	12
12/17/2015	13	3897.4	2015	12
12/17/2015	14	3812.15	2015	12
12/17/2015	15	3829.55	2015	12
12/17/2015	16	3812.086	2015	12
12/17/2015	17	4078.9	2015	12
12/17/2015	18	4332.5	2015	12
12/17/2015	19	4366.7	2015	12
12/17/2015	20	4382.1	2015	12
12/17/2015	21	4345.8	2015	12
12/17/2015	22	4149	2015	12
12/17/2015	23	3963.4	2015	12
12/18/2015	0	3796.7	2015	12
12/18/2015	1	3712.05	2015	12
12/18/2015	2	3636.05	2015	12
12/18/2015	3	3647.6	2015	12
12/18/2015	4	3711.9	2015	12
12/18/2015	5	3875.8	2015	12
12/18/2015	6	4284.8	2015	12
12/18/2015	7	4613.9	2015	12
12/18/2015	8	4652.6	2015	12
12/18/2015	9	4672.1	2015	12
12/18/2015	10	4728.6	2015	12
12/18/2015	11	4626.95	2015	12
12/18/2015	12	4596.65	2015	12
12/18/2015	13	4543.5	2015	12

Day	Hr	Total	Year	Month
12/18/2015	14	4486.8	2015	12
12/18/2015	15	4445.1	2015	12
12/18/2015	16	4370.6	2015	12
12/18/2015	17	4641.5	2015	12
12/18/2015	18	4809.9	2015	12
12/18/2015	19	4747.4	2015	12
12/18/2015	20	4737.2	2015	12
12/18/2015	21	4664.15	2015	12
12/18/2015	22	4519.15	2015	12
12/18/2015	23	4332.6	2015	12
12/19/2015	0	4156.8	2015	12
12/19/2015	1	4093.45	2015	12
12/19/2015	2	3992.15	2015	12
12/19/2015	3	3958.1	2015	12
12/19/2015	4	3947.25	2015	12
12/19/2015	5	4020.25	2015	12
12/19/2015	6	4144.9	2015	12
12/19/2015	7	4232.7	2015	12
12/19/2015	8	4313.6	2015	12
12/19/2015	9	4267.7	2015	12
12/19/2015	10	4132.9	2015	12
12/19/2015	11	4026.4	2015	12
12/19/2015	12	3836.2	2015	12
12/19/2015	13	3724.5	2015	12
12/19/2015	14	3598.4	2015	12
12/19/2015	15	3537.35	2015	12
12/19/2015	16	3564.15	2015	12
12/19/2015	17	3828.1	2015	12
12/19/2015	18	4089.45	2015	12
12/19/2015	19	4101.35	2015	12
12/19/2015	20	4127.7	2015	12
12/19/2015	21	4148.1	2015	12
12/19/2015	22	4055.8	2015	12
12/19/2015	23	3937.75	2015	12
12/20/2015	0	3828.85	2015	12
12/20/2015	1	3753.5	2015	12
12/20/2015	2	3730.7	2015	12
12/20/2015	3	3704.3	2015	12
12/20/2015	4	3735.3	2015	12
12/20/2015	5	3785.35	2015	12
12/20/2015	6	3887.45	2015	12
12/20/2015	7	4034.45	2015	12
12/20/2015	8	4109.35	2015	12
12/20/2015	9	4050.1	2015	12
12/20/2015	10	3899	2015	12
12/20/2015	11	3759.3	2015	12
12/20/2015	12	3656	2015	12
12/20/2015	13	3562.85	2015	12
12/20/2015	14	3463.05	2015	12
12/20/2015	15	3418.6	2015	12
12/20/2015	16	3491.6	2015	12
12/20/2015	17	3768	2015	12
12/20/2015	18	3918.4	2015	12
12/20/2015	19	3922.3	2015	12
12/20/2015	20	3887.1	2015	12
12/20/2015	21	3825.8	2015	12
12/20/2015	22	3658.253	2015	12
12/20/2015	23	3476.35	2015	12
12/21/2015	0	3326	2015	12
12/21/2015	1	3228.1	2015	12
12/21/2015	2	3200.8	2015	12
12/21/2015	3	3172.25	2015	12
12/21/2015	4	3241.25	2015	12
12/21/2015	5	3355.7	2015	12

Day	Hr	Total	Year	Month
12/21/2015	6	3633.95	2015	12
12/21/2015	7	3912.25	2015	12
12/21/2015	8	4024.9	2015	12
12/21/2015	9	4079.35	2015	12
12/21/2015	10	4095.65	2015	12
12/21/2015	11	4060.4	2015	12
12/21/2015	12	4032	2015	12
12/21/2015	13	3967.05	2015	12
12/21/2015	14	3910.95	2015	12
12/21/2015	15	3855.2	2015	12
12/21/2015	16	3836.35	2015	12
12/21/2015	17	3953.25	2015	12
12/21/2015	18	3997.2	2015	12
12/21/2015	19	3930.4	2015	12
12/21/2015	20	3866.6	2015	12
12/21/2015	21	3731.6	2015	12
12/21/2015	22	3516.5	2015	12
12/21/2015	23	3265.2	2015	12
12/22/2015	0	3095.5	2015	12
12/22/2015	1	2961.3	2015	12
12/22/2015	2	2884.4	2015	12
12/22/2015	3	2853.1	2015	12
12/22/2015	4	2872.2	2015	12
12/22/2015	5	2987.5	2015	12
12/22/2015	6	3269.7	2015	12
12/22/2015	7	3515.25	2015	12
12/22/2015	8	3601.25	2015	12
12/22/2015	9	3652.1	2015	12
12/22/2015	10	3658.9	2015	12
12/22/2015	11	3653	2015	12
12/22/2015	12	3603.6	2015	12
12/22/2015	13	3590.85	2015	12
12/22/2015	14	3564.5	2015	12
12/22/2015	15	3518.753	2015	12
12/22/2015	16	3489.8	2015	12
12/22/2015	17	3624.5	2015	12
12/22/2015	18	3764.6	2015	12
12/22/2015	19	3742.6	2015	12
12/22/2015	20	3707.2	2015	12
12/22/2015	21	3604.9	2015	12
12/22/2015	22	3423.7	2015	12
12/22/2015	23	3179.5	2015	12
12/23/2015	0	3009.7	2015	12
12/23/2015	1	2855.2	2015	12
12/23/2015	2	2781.2	2015	12
12/23/2015	3	2740.7	2015	12
12/23/2015	4	2747.5	2015	12
12/23/2015	5	2863.6	2015	12
12/23/2015	6	3127.3	2015	12
12/23/2015	7	3400.3	2015	12
12/23/2015	8	3502	2015	12
12/23/2015	9	3568.55	2015	12
12/23/2015	10	3637.05	2015	12
12/23/2015	11	3647.3	2015	12
12/23/2015	12	3649.65	2015	12
12/23/2015	13	3618.2	2015	12
12/23/2015	14	3562.45	2015	12
12/23/2015	15	3535.3	2015	12
12/23/2015	16	3505.3	2015	12
12/23/2015	17	3650.1	2015	12
12/23/2015	18	3744.322	2015	12
12/23/2015	19	3664.4	2015	12
12/23/2015	20	3547.2	2015	12
12/23/2015	21	3449.7	2015	12

Day	Hr	Total	Year	Month
12/23/2015	22	3291.2	2015	12
12/23/2015	23	3081.3	2015	12
12/24/2015	0	2864.1	2015	12
12/24/2015	1	2715.1	2015	12
12/24/2015	2	2608.3	2015	12
12/24/2015	3	2570.3	2015	12
12/24/2015	4	2516.1	2015	12
12/24/2015	5	2533.8	2015	12
12/24/2015	6	2623.3	2015	12
12/24/2015	7	2773.4	2015	12
12/24/2015	8	2884.8	2015	12
12/24/2015	9	2997.1	2015	12
12/24/2015	10	3049.9	2015	12
12/24/2015	11	3043.8	2015	12
12/24/2015	12	3026.6	2015	12
12/24/2015	13	2958.8	2015	12
12/24/2015	14	2946.8	2015	12
12/24/2015	15	2916.9	2015	12
12/24/2015	16	2873.1	2015	12
12/24/2015	17	2957.35	2015	12
12/24/2015	18	3009.4	2015	12
12/24/2015	19	2946.15	2015	12
12/24/2015	20	2888.7	2015	12
12/24/2015	21	2843.6	2015	12
12/24/2015	22	2755.5	2015	12
12/24/2015	23	2642.7	2015	12
12/25/2015	0	2488.4	2015	12
12/25/2015	1	2372	2015	12
12/25/2015	2	2303.7	2015	12
12/25/2015	3	2274.2	2015	12
12/25/2015	4	2273	2015	12
12/25/2015	5	2318.05	2015	12
12/25/2015	6	2406.45	2015	12
12/25/2015	7	2521.3	2015	12
12/25/2015	8	2671	2015	12
12/25/2015	9	2799.05	2015	12
12/25/2015	10	2906.45	2015	12
12/25/2015	11	2926.9	2015	12
12/25/2015	12	2906.7	2015	12
12/25/2015	13	2824.2	2015	12
12/25/2015	14	2776.307	2015	12
12/25/2015	15	2727.1	2015	12
12/25/2015	16	2720.5	2015	12
12/25/2015	17	2808.1	2015	12
12/25/2015	18	2903.8	2015	12
12/25/2015	19	2884.8	2015	12
12/25/2015	20	2871.5	2015	12
12/25/2015	21	2842.65	2015	12
12/25/2015	22	2790.45	2015	12
12/25/2015	23	2651.15	2015	12
12/26/2015	0	2537.45	2015	12
12/26/2015	1	2443.35	2015	12
12/26/2015	2	2397.65	2015	12
12/26/2015	3	2383.65	2015	12
12/26/2015	4	2395.1	2015	12
12/26/2015	5	2449.75	2015	12
12/26/2015	6	2558	2015	12
12/26/2015	7	2674.8	2015	12
12/26/2015	8	2801.9	2015	12
12/26/2015	9	2917.6	2015	12
12/26/2015	10	3032.3	2015	12
12/26/2015	11	3091.5	2015	12
12/26/2015	12	3105.1	2015	12
12/26/2015	13	3075	2015	12

Day	Hr	Total	Year	Month
12/26/2015	14	3085.9	2015	12
12/26/2015	15	3047.5	2015	12
12/26/2015	16	3039.4	2015	12
12/26/2015	17	3188.8	2015	12
12/26/2015	18	3276.4	2015	12
12/26/2015	19	3237.25	2015	12
12/26/2015	20	3174.15	2015	12
12/26/2015	21	3089.65	2015	12
12/26/2015	22	2969.85	2015	12
12/26/2015	23	2795	2015	12
12/27/2015	0	2677.6	2015	12
12/27/2015	1	2534	2015	12
12/27/2015	2	2427.6	2015	12
12/27/2015	3	2445.6	2015	12
12/27/2015	4	2442.9	2015	12
12/27/2015	5	2453.6	2015	12
12/27/2015	6	2512.3	2015	12
12/27/2015	7	2652.5	2015	12
12/27/2015	8	2704.1	2015	12
12/27/2015	9	2892.8	2015	12
12/27/2015	10	3004.85	2015	12
12/27/2015	11	3013.05	2015	12
12/27/2015	12	3083.1	2015	12
12/27/2015	13	3101.9	2015	12
12/27/2015	14	3044.2	2015	12
12/27/2015	15	3049	2015	12
12/27/2015	16	3064.4	2015	12
12/27/2015	17	3258.3	2015	12
12/27/2015	18	3338.8	2015	12
12/27/2015	19	3314.1	2015	12
12/27/2015	20	3304.3	2015	12
12/27/2015	21	3243.4	2015	12
12/27/2015	22	3182.5	2015	12
12/27/2015	23	3019.9	2015	12
12/28/2015	0	2892.25	2015	12
12/28/2015	1	2814.65	2015	12
12/28/2015	2	2779.7	2015	12
12/28/2015	3	2747.7	2015	12
12/28/2015	4	2845.9	2015	12
12/28/2015	5	2973.4	2015	12
12/28/2015	6	3268.61	2015	12
12/28/2015	7	3485.95	2015	12
12/28/2015	8	3603.2	2015	12
12/28/2015	9	3651	2015	12
12/28/2015	10	3741.65	2015	12
12/28/2015	11	3736.2	2015	12
12/28/2015	12	3773.65	2015	12
12/28/2015	13	3728.722	2015	12
12/28/2015	14	3682.3	2015	12
12/28/2015	15	3620.3	2015	12
12/28/2015	16	3647.8	2015	12
12/28/2015	17	3685.7	2015	12
12/28/2015	18	3813.35	2015	12
12/28/2015	19	3668.65	2015	12
12/28/2015	20	3634.1	2015	12
12/28/2015	21	3415.95	2015	12
12/28/2015	22	3276.6	2015	12
12/28/2015	23	3016.946	2015	12
12/29/2015	0	2875.4	2015	12
12/29/2015	1	2836.8	2015	12
12/29/2015	2	2748	2015	12
12/29/2015	3	2728.1	2015	12
12/29/2015	4	2788.8	2015	12
12/29/2015	5	2953.2	2015	12

Day	Hr	Total	Year	Month
12/29/2015	6	3214.609	2015	12
12/29/2015	7	3445.1	2015	12
12/29/2015	8	3541	2015	12
12/29/2015	9	3636.1	2015	12
12/29/2015	10	3718.9	2015	12
12/29/2015	11	3693.55	2015	12
12/29/2015	12	3728.95	2015	12
12/29/2015	13	3699.6	2015	12
12/29/2015	14	3663.8	2015	12
12/29/2015	15	3607.2	2015	12
12/29/2015	16	3565.8	2015	12
12/29/2015	17	3705.8	2015	12
12/29/2015	18	3837.7	2015	12
12/29/2015	19	3810	2015	12
12/29/2015	20	3735.7	2015	12
12/29/2015	21	3627.1	2015	12
12/29/2015	22	3498.2	2015	12
12/29/2015	23	3304.5	2015	12
12/30/2015	0	3188	2015	12
12/30/2015	1	3058.2	2015	12
12/30/2015	2	3016.2	2015	12
12/30/2015	3	2999.5	2015	12
12/30/2015	4	3009.05	2015	12
12/30/2015	5	3097.7	2015	12
12/30/2015	6	3338.75	2015	12
12/30/2015	7	3560.9	2015	12
12/30/2015	8	3736.2	2015	12
12/30/2015	9	3739.5	2015	12
12/30/2015	10	3811.4	2015	12
12/30/2015	11	3792.2	2015	12
12/30/2015	12	3772.5	2015	12
12/30/2015	13	3726.6	2015	12
12/30/2015	14	3733.8	2015	12
12/30/2015	15	3633.6	2015	12
12/30/2015	16	3642.9	2015	12
12/30/2015	17	3863.9	2015	12
12/30/2015	18	3917.15	2015	12
12/30/2015	19	3883.55	2015	12
12/30/2015	20	3758	2015	12
12/30/2015	21	3714.5	2015	12
12/30/2015	22	3489.3	2015	12
12/30/2015	23	3365	2015	12
12/31/2015	0	3269.65	2015	12
12/31/2015	1	3141.95	2015	12
12/31/2015	2	3060.2	2015	12
12/31/2015	3	3125.3	2015	12
12/31/2015	4	3152.1	2015	12
12/31/2015	5	3314.2	2015	12
12/31/2015	6	3461.2	2015	12
12/31/2015	7	3617.8	2015	12
12/31/2015	8	3829.4	2015	12
12/31/2015	9	3873.2	2015	12
12/31/2015	10	3938.6	2015	12
12/31/2015	11	3993.8	2015	12
12/31/2015	12	3970	2015	12
12/31/2015	13	3962.8	2015	12
12/31/2015	14	3952	2015	12
12/31/2015	15	3977.3	2015	12
12/31/2015	16	3986.6	2015	12
12/31/2015	17	4135.2	2015	12
12/31/2015	18	4102.7	2015	12
12/31/2015	19	4073.3	2015	12
12/31/2015	20	3909.2	2015	12
12/31/2015	21	3770.8	2015	12

Day	Hr	Total	Year	Month
12/31/2015	22	3632.9	2015	12
12/31/2015	23	3517.109	2015	12
1/1/2016	0	3502.7	2016	1
1/1/2016	1	3426.1	2016	1
1/1/2016	2	3345	2016	1
1/1/2016	3	3348.8	2016	1
1/1/2016	4	3411.2	2016	1
1/1/2016	5	3423	2016	1
1/1/2016	6	3542.7	2016	1
1/1/2016	7	3624	2016	1
1/1/2016	8	3632.1	2016	1
1/1/2016	9	3684.3	2016	1
1/1/2016	10	3714.7	2016	1
1/1/2016	11	3644.55	2016	1
1/1/2016	12	3559.05	2016	1
1/1/2016	13	3460.85	2016	1
1/1/2016	14	3428.75	2016	1
1/1/2016	15	3311.4	2016	1
1/1/2016	16	3377.7	2016	1
1/1/2016	17	3643	2016	1
1/1/2016	18	3890.8	2016	1
1/1/2016	19	3872.4	2016	1
1/1/2016	20	3968.5	2016	1
1/1/2016	21	3864.7	2016	1
1/1/2016	22	3841.85	2016	1
1/1/2016	23	3736.15	2016	1
1/2/2016	0	3658.1	2016	1
1/2/2016	1	3567	2016	1
1/2/2016	2	3550.6	2016	1
1/2/2016	3	3575	2016	1
1/2/2016	4	3634.2	2016	1
1/2/2016	5	3738.7	2016	1
1/2/2016	6	3819.1	2016	1
1/2/2016	7	3982.9	2016	1
1/2/2016	8	4079.85	2016	1
1/2/2016	9	3987.85	2016	1
1/2/2016	10	3922.6	2016	1
1/2/2016	11	3741.3	2016	1
1/2/2016	12	3612	2016	1
1/2/2016	13	3514.508	2016	1
1/2/2016	14	3405.5	2016	1
1/2/2016	15	3381.9	2016	1
1/2/2016	16	3376.6	2016	1
1/2/2016	17	3556.9	2016	1
1/2/2016	18	3868.15	2016	1
1/2/2016	19	3933.55	2016	1
1/2/2016	20	3935.6	2016	1
1/2/2016	21	3910.2	2016	1
1/2/2016	22	3805.1	2016	1
1/2/2016	23	3737.2	2016	1
1/3/2016	0	3639.5	2016	1
1/3/2016	1	3547.4	2016	1
1/3/2016	2	3552.3	2016	1
1/3/2016	3	3558.9	2016	1
1/3/2016	4	3611.7	2016	1
1/3/2016	5	3675.2	2016	1
1/3/2016	6	3795.6	2016	1
1/3/2016	7	3935.2	2016	1
1/3/2016	8	3996.5	2016	1
1/3/2016	9	3942.3	2016	1
1/3/2016	10	3829.9	2016	1
1/3/2016	11	3676.9	2016	1
1/3/2016	12	3547.5	2016	1
1/3/2016	13	3443.3	2016	1

Day	Hr	Total	Year	Month
1/3/2016	14	3392.9	2016	1
1/3/2016	15	3376	2016	1
1/3/2016	16	3426.55	2016	1
1/3/2016	17	3733.35	2016	1
1/3/2016	18	4073.5	2016	1
1/3/2016	19	4115.7	2016	1
1/3/2016	20	4138.5	2016	1
1/3/2016	21	4037.8	2016	1
1/3/2016	22	3882.2	2016	1
1/3/2016	23	3748.4	2016	1
1/4/2016	0	3628.9	2016	1
1/4/2016	1	3544.3	2016	1
1/4/2016	2	3592.6	2016	1
1/4/2016	3	3548.9	2016	1
1/4/2016	4	3615.9	2016	1
1/4/2016	5	3882	2016	1
1/4/2016	6	4369.8	2016	1
1/4/2016	7	4712.3	2016	1
1/4/2016	8	4767.6	2016	1
1/4/2016	9	4798.6	2016	1
1/4/2016	10	4781.5	2016	1
1/4/2016	11	4736.2	2016	1
1/4/2016	12	4614	2016	1
1/4/2016	13	4547.2	2016	1
1/4/2016	14	4453.35	2016	1
1/4/2016	15	4416.35	2016	1
1/4/2016	16	4469.3	2016	1
1/4/2016	17	4657.6	2016	1
1/4/2016	18	4900.6	2016	1
1/4/2016	19	4858.2	2016	1
1/4/2016	20	4854.8	2016	1
1/4/2016	21	4692.75	2016	1
1/4/2016	22	4546.65	2016	1
1/4/2016	23	4405.4	2016	1
1/5/2016	0	4286.9	2016	1
1/5/2016	1	4295.7	2016	1
1/5/2016	2	4302.7	2016	1
1/5/2016	3	4318.5	2016	1
1/5/2016	4	4421.2	2016	1
1/5/2016	5	4628.6	2016	1
1/5/2016	6	5095.2	2016	1
1/5/2016	7	5381.2	2016	1
1/5/2016	8	5349.6	2016	1
1/5/2016	9	5229.5	2016	1
1/5/2016	10	5003.5	2016	1
1/5/2016	11	4753.95	2016	1
1/5/2016	12	4637.4	2016	1
1/5/2016	13	4443.25	2016	1
1/5/2016	14	4307.868	2016	1
1/5/2016	15	4288.7	2016	1
1/5/2016	16	4275.669	2016	1
1/5/2016	17	4580.8	2016	1
1/5/2016	18	4823	2016	1
1/5/2016	19	4921.95	2016	1
1/5/2016	20	4918.95	2016	1
1/5/2016	21	4826.4	2016	1
1/5/2016	22	4647.368	2016	1
1/5/2016	23	4483.65	2016	1
1/6/2016	0	4372.513	2016	1
1/6/2016	1	4334.267	2016	1
1/6/2016	2	4281.066	2016	1
1/6/2016	3	4334.465	2016	1
1/6/2016	4	4386.45	2016	1
1/6/2016	5	4675.066	2016	1

Day	Hr	Total	Year	Month
1/6/2016	6	5068.272	2016	1
1/6/2016	7	5316.866	2016	1
1/6/2016	8	5263.406	2016	1
1/6/2016	9	5045.709	2016	1
1/6/2016	10	4797.968	2016	1
1/6/2016	11	4605.519	2016	1
1/6/2016	12	4439.869	2016	1
1/6/2016	13	4281.412	2016	1
1/6/2016	14	4192.16	2016	1
1/6/2016	15	4105.271	2016	1
1/6/2016	16	4128.52	2016	1
1/6/2016	17	4337.919	2016	1
1/6/2016	18	4603.769	2016	1
1/6/2016	19	4617.256	2016	1
1/6/2016	20	4663.665	2016	1
1/6/2016	21	4571.869	2016	1
1/6/2016	22	4356.767	2016	1
1/6/2016	23	4217.368	2016	1
1/7/2016	0	4111.756	2016	1
1/7/2016	1	4007.661	2016	1
1/7/2016	2	3982.217	2016	1
1/7/2016	3	4009.117	2016	1
1/7/2016	4	4091.966	2016	1
1/7/2016	5	4341.903	2016	1
1/7/2016	6	4767.963	2016	1
1/7/2016	7	5031.316	2016	1
1/7/2016	8	4953.067	2016	1
1/7/2016	9	4805.08	2016	1
1/7/2016	10	4573.553	2016	1
1/7/2016	11	4350.03	2016	1
1/7/2016	12	4219.453	2016	1
1/7/2016	13	4093.057	2016	1
1/7/2016	14	3915.907	2016	1
1/7/2016	15	3875.107	2016	1
1/7/2016	16	3872.555	2016	1
1/7/2016	17	4045.253	2016	1
1/7/2016	18	4272.003	2016	1
1/7/2016	19	4254.249	2016	1
1/7/2016	20	4221.096	2016	1
1/7/2016	21	4058.545	2016	1
1/7/2016	22	3847.946	2016	1
1/7/2016	23	3630.145	2016	1
1/8/2016	0	3443.945	2016	1
1/8/2016	1	3387.944	2016	1
1/8/2016	2	3315.142	2016	1
1/8/2016	3	3219.943	2016	1
1/8/2016	4	3287.668	2016	1
1/8/2016	5	3524.326	2016	1
1/8/2016	6	3877.241	2016	1
1/8/2016	7	4124.641	2016	1
1/8/2016	8	4137.441	2016	1
1/8/2016	9	4169.187	2016	1
1/8/2016	10	4136.278	2016	1
1/8/2016	11	4131.546	2016	1
1/8/2016	12	4071.646	2016	1
1/8/2016	13	4031.047	2016	1
1/8/2016	14	3941.796	2016	1
1/8/2016	15	3904.098	2016	1
1/8/2016	16	3856.147	2016	1
1/8/2016	17	3927.048	2016	1
1/8/2016	18	4017.847	2016	1
1/8/2016	19	3898.243	2016	1
1/8/2016	20	3820.397	2016	1
1/8/2016	21	3673.147	2016	1

Day	Hr	Total	Year	Month
1/8/2016	22	3632.946	2016	1
1/8/2016	23	3455.247	2016	1
1/9/2016	0	3298.847	2016	1
1/9/2016	1	3180.047	2016	1
1/9/2016	2	3101.112	2016	1
1/9/2016	3	3076.846	2016	1
1/9/2016	4	3045.345	2016	1
1/9/2016	5	3124.346	2016	1
1/9/2016	6	3280.045	2016	1
1/9/2016	7	3390.305	2016	1
1/9/2016	8	3511.044	2016	1
1/9/2016	9	3558.845	2016	1
1/9/2016	10	3646.302	2016	1
1/9/2016	11	3612.697	2016	1
1/9/2016	12	3555.052	2016	1
1/9/2016	13	3470.215	2016	1
1/9/2016	14	3446.402	2016	1
1/9/2016	15	3423.361	2016	1
1/9/2016	16	3424.467	2016	1
1/9/2016	17	3608.216	2016	1
1/9/2016	18	3674.417	2016	1
1/9/2016	19	3602.065	2016	1
1/9/2016	20	3597.506	2016	1
1/9/2016	21	3458.205	2016	1
1/9/2016	22	3360.165	2016	1
1/9/2016	23	3193.266	2016	1
1/10/2016	0	3116.964	2016	1
1/10/2016	1	3009.856	2016	1
1/10/2016	2	2965.591	2016	1
1/10/2016	3	3048.307	2016	1
1/10/2016	4	3111.456	2016	1
1/10/2016	5	3233.252	2016	1
1/10/2016	6	3486.339	2016	1
1/10/2016	7	3758.254	2016	1
1/10/2016	8	4063.253	2016	1
1/10/2016	9	4282.741	2016	1
1/10/2016	10	4468.244	2016	1
1/10/2016	11	4551.751	2016	1
1/10/2016	12	4607.196	2016	1
1/10/2016	13	4675.388	2016	1
1/10/2016	14	4732.77	2016	1
1/10/2016	15	4698.248	2016	1
1/10/2016	16	4874.234	2016	1
1/10/2016	17	5020.648	2016	1
1/10/2016	18	5284.048	2016	1
1/10/2016	19	5270.834	2016	1
1/10/2016	20	5276.046	2016	1
1/10/2016	21	5159.046	2016	1
1/10/2016	22	4976.133	2016	1
1/10/2016	23	4858.596	2016	1
1/11/2016	0	4828.196	2016	1
1/11/2016	1	4820.933	2016	1
1/11/2016	2	4849.997	2016	1
1/11/2016	3	4906.193	2016	1
1/11/2016	4	5027.333	2016	1
1/11/2016	5	5301.549	2016	1
1/11/2016	6	5680.242	2016	1
1/11/2016	7	6010.534	2016	1
1/11/2016	8	5936.949	2016	1
1/11/2016	9	5845.741	2016	1
1/11/2016	10	5650.937	2016	1
1/11/2016	11	5427.349	2016	1
1/11/2016	12	5222.945	2016	1
1/11/2016	13	5041.743	2016	1

Day	Hr	Total	Year	Month
1/11/2016	14	4893.253	2016	1
1/11/2016	15	4842.451	2016	1
1/11/2016	16	4848.838	2016	1
1/11/2016	17	4978.253	2016	1
1/11/2016	18	5243.753	2016	1
1/11/2016	19	5223.337	2016	1
1/11/2016	20	5191.169	2016	1
1/11/2016	21	4990.152	2016	1
1/11/2016	22	4765.742	2016	1
1/11/2016	23	4574.646	2016	1
1/12/2016	0	4378.553	2016	1
1/12/2016	1	4268.848	2016	1
1/12/2016	2	4193.941	2016	1
1/12/2016	3	4152.653	2016	1
1/12/2016	4	4184.754	2016	1
1/12/2016	5	4320.64	2016	1
1/12/2016	6	4709.751	2016	1
1/12/2016	7	4881.855	2016	1
1/12/2016	8	4954.346	2016	1
1/12/2016	9	4949.053	2016	1
1/12/2016	10	4964.663	2016	1
1/12/2016	11	4937.662	2016	1
1/12/2016	12	4872.657	2016	1
1/12/2016	13	4815.554	2016	1
1/12/2016	14	4710.465	2016	1
1/12/2016	15	4665.165	2016	1
1/12/2016	16	4683.358	2016	1
1/12/2016	17	4921.151	2016	1
1/12/2016	18	5283.463	2016	1
1/12/2016	19	5335.363	2016	1
1/12/2016	20	5328.057	2016	1
1/12/2016	21	5191.849	2016	1
1/12/2016	22	5052.962	2016	1
1/12/2016	23	4898.212	2016	1
1/13/2016	0	4801.504	2016	1
1/13/2016	1	4758.399	2016	1
1/13/2016	2	4757.11	2016	1
1/13/2016	3	4806.911	2016	1
1/13/2016	4	4863.701	2016	1
1/13/2016	5	5165.651	2016	1
1/13/2016	6	5653.46	2016	1
1/13/2016	7	5923.96	2016	1
1/13/2016	8	5942.948	2016	1
1/13/2016	9	5687.455	2016	1
1/13/2016	10	5441.963	2016	1
1/13/2016	11	5216.314	2016	1
1/13/2016	12	5047.105	2016	1
1/13/2016	13	4922.958	2016	1
1/13/2016	14	4781.766	2016	1
1/13/2016	15	4711.214	2016	1
1/13/2016	16	4699.409	2016	1
1/13/2016	17	4874.505	2016	1
1/13/2016	18	5126.614	2016	1
1/13/2016	19	5087.465	2016	1
1/13/2016	20	5026.259	2016	1
1/13/2016	21	4882.854	2016	1
1/13/2016	22	4728.564	2016	1
1/13/2016	23	4544.464	2016	1
1/14/2016	0	4379.763	2016	1
1/14/2016	1	4256.449	2016	1
1/14/2016	2	4178.665	2016	1
1/14/2016	3	4139.964	2016	1
1/14/2016	4	4178.966	2016	1
1/14/2016	5	4400.004	2016	1

Day	Hr	Total	Year	Month
1/14/2016	6	4716.01	2016	1
1/14/2016	7	4959.265	2016	1
1/14/2016	8	4930.216	2016	1
1/14/2016	9	4718.714	2016	1
1/14/2016	10	4492.755	2016	1
1/14/2016	11	4357.668	2016	1
1/14/2016	12	4230.269	2016	1
1/14/2016	13	4083.67	2016	1
1/14/2016	14	4013.569	2016	1
1/14/2016	15	3844.458	2016	1
1/14/2016	16	3834.166	2016	1
1/14/2016	17	3874.869	2016	1
1/14/2016	18	4170.67	2016	1
1/14/2016	19	4223.369	2016	1
1/14/2016	20	4244.769	2016	1
1/14/2016	21	4134.059	2016	1
1/14/2016	22	3911.162	2016	1
1/14/2016	23	3725.269	2016	1
1/15/2016	0	3577.869	2016	1
1/15/2016	1	3490.969	2016	1
1/15/2016	2	3444.869	2016	1
1/15/2016	3	3439.559	2016	1
1/15/2016	4	3493.262	2016	1
1/15/2016	5	3679.219	2016	1
1/15/2016	6	4053.519	2016	1
1/15/2016	7	4311.769	2016	1
1/15/2016	8	4314.169	2016	1
1/15/2016	9	4309.159	2016	1
1/15/2016	10	4372.361	2016	1
1/15/2016	11	4313.668	2016	1
1/15/2016	12	4270.819	2016	1
1/15/2016	13	4278.719	2016	1
1/15/2016	14	4182.269	2016	1
1/15/2016	15	4136.557	2016	1
1/15/2016	16	4138.263	2016	1
1/15/2016	17	4196.169	2016	1
1/15/2016	18	4270.87	2016	1
1/15/2016	19	4212.268	2016	1
1/15/2016	20	4107.269	2016	1
1/15/2016	21	3988.36	2016	1
1/15/2016	22	3838.01	2016	1
1/15/2016	23	3679.818	2016	1
1/16/2016	0	3590.968	2016	1
1/16/2016	1	3511.767	2016	1
1/16/2016	2	3480.766	2016	1
1/16/2016	3	3545.05	2016	1
1/16/2016	4	3570.167	2016	1
1/16/2016	5	3641.767	2016	1
1/16/2016	6	3796.567	2016	1
1/16/2016	7	4003.766	2016	1
1/16/2016	8	4095.553	2016	1
1/16/2016	9	4273.763	2016	1
1/16/2016	10	4342.666	2016	1
1/16/2016	11	4402.517	2016	1
1/16/2016	12	4345.916	2016	1
1/16/2016	13	4317.658	2016	1
1/16/2016	14	4290.559	2016	1
1/16/2016	15	4287.967	2016	1
1/16/2016	16	4315.317	2016	1
1/16/2016	17	4387.517	2016	1
1/16/2016	18	4452.811	2016	1
1/16/2016	19	4385.417	2016	1
1/16/2016	20	4370.216	2016	1
1/16/2016	21	4228.917	2016	1

Day	Hr	Total	Year	Month
1/16/2016	22	4085.967	2016	1
1/16/2016	23	3921.661	2016	1
1/17/2016	0	3811.554	2016	1
1/17/2016	1	3726.766	2016	1
1/17/2016	2	3698.166	2016	1
1/17/2016	3	3731.066	2016	1
1/17/2016	4	3732.461	2016	1
1/17/2016	5	3787.153	2016	1
1/17/2016	6	3907.265	2016	1
1/17/2016	7	4060.266	2016	1
1/17/2016	8	4184.565	2016	1
1/17/2016	9	4295.858	2016	1
1/17/2016	10	4290.556	2016	1
1/17/2016	11	4211.017	2016	1
1/17/2016	12	4139.417	2016	1
1/17/2016	13	4120.466	2016	1
1/17/2016	14	4180.86	2016	1
1/17/2016	15	4296.254	2016	1
1/17/2016	16	4345.564	2016	1
1/17/2016	17	4572.264	2016	1
1/17/2016	18	4854.963	2016	1
1/17/2016	19	4966.749	2016	1
1/17/2016	20	5003.857	2016	1
1/17/2016	21	5025.712	2016	1
1/17/2016	22	4924.011	2016	1
1/17/2016	23	4863.249	2016	1
1/18/2016	0	4847.754	2016	1
1/18/2016	1	4916.859	2016	1
1/18/2016	2	4958.459	2016	1
1/18/2016	3	5044.796	2016	1
1/18/2016	4	5094.403	2016	1
1/18/2016	5	5326.308	2016	1
1/18/2016	6	5746.458	2016	1
1/18/2016	7	6025.291	2016	1
1/18/2016	8	6120.707	2016	1
1/18/2016	9	6045.21	2016	1
1/18/2016	10	6004.358	2016	1
1/18/2016	11	5865.646	2016	1
1/18/2016	12	5649.862	2016	1
1/18/2016	13	5456.163	2016	1
1/18/2016	14	5382.81	2016	1
1/18/2016	15	5274.398	2016	1
1/18/2016	16	5267.162	2016	1
1/18/2016	17	5454.261	2016	1
1/18/2016	18	5787.257	2016	1
1/18/2016	19	5828.945	2016	1
1/18/2016	20	5814.06	2016	1
1/18/2016	21	5738.159	2016	1
1/18/2016	22	5557.682	2016	1
1/18/2016	23	5390.448	2016	1
1/19/2016	0	5375.477	2016	1
1/19/2016	1	5297.759	2016	1
1/19/2016	2	5313.251	2016	1
1/19/2016	3	5280.257	2016	1
1/19/2016	4	5359.803	2016	1
1/19/2016	5	5581.405	2016	1
1/19/2016	6	5922.292	2016	1
1/19/2016	7	6222.802	2016	1
1/19/2016	8	6180.054	2016	1
1/19/2016	9	6137.157	2016	1
1/19/2016	10	5961.89	2016	1
1/19/2016	11	5692.607	2016	1
1/19/2016	12	5484.259	2016	1
1/19/2016	13	5282.509	2016	1

Day	Hr	Total	Year	Month
1/19/2016	14	5055.698	2016	1
1/19/2016	15	5006.655	2016	1
1/19/2016	16	4968.159	2016	1
1/19/2016	17	5113.558	2016	1
1/19/2016	18	5508.453	2016	1
1/19/2016	19	5618.846	2016	1
1/19/2016	20	5618.558	2016	1
1/19/2016	21	5454.108	2016	1
1/19/2016	22	5253.606	2016	1
1/19/2016	23	5116.042	2016	1
1/20/2016	0	5058.157	2016	1
1/20/2016	1	4927.258	2016	1
1/20/2016	2	4833.758	2016	1
1/20/2016	3	4729.942	2016	1
1/20/2016	4	4870.356	2016	1
1/20/2016	5	5081.507	2016	1
1/20/2016	6	5358.258	2016	1
1/20/2016	7	5566.897	2016	1
1/20/2016	8	5561.902	2016	1
1/20/2016	9	5570.808	2016	1
1/20/2016	10	5543.458	2016	1
1/20/2016	11	5487.428	2016	1
1/20/2016	12	5473.548	2016	1
1/20/2016	13	5373.259	2016	1
1/20/2016	14	5306.761	2016	1
1/20/2016	15	5183.209	2016	1
1/20/2016	16	5145.197	2016	1
1/20/2016	17	5244.755	2016	1
1/20/2016	18	5461.858	2016	1
1/20/2016	19	5399.559	2016	1
1/20/2016	20	5284.656	2016	1
1/20/2016	21	5135.944	2016	1
1/20/2016	22	4896.058	2016	1
1/20/2016	23	4781.158	2016	1
1/21/2016	0	4619.158	2016	1
1/21/2016	1	4554.945	2016	1
1/21/2016	2	4512.554	2016	1
1/21/2016	3	4466.308	2016	1
1/21/2016	4	4527.408	2016	1
1/21/2016	5	4719.85	2016	1
1/21/2016	6	5038.648	2016	1
1/21/2016	7	5300.458	2016	1
1/21/2016	8	5364.757	2016	1
1/21/2016	9	5408.076	2016	1
1/21/2016	10	5398.942	2016	1
1/21/2016	11	5338.158	2016	1
1/21/2016	12	5198.858	2016	1
1/21/2016	13	5028.909	2016	1
1/21/2016	14	4918.896	2016	1
1/21/2016	15	4872.907	2016	1
1/21/2016	16	4897.008	2016	1
1/21/2016	17	4990.109	2016	1
1/21/2016	18	5233.502	2016	1
1/21/2016	19	5211.348	2016	1
1/21/2016	20	5132.958	2016	1
1/21/2016	21	5045.159	2016	1
1/21/2016	22	4880.258	2016	1
1/21/2016	23	4710.141	2016	1
1/22/2016	0	4565.758	2016	1
1/22/2016	1	4476.758	2016	1
1/22/2016	2	4420.958	2016	1
1/22/2016	3	4375.948	2016	1
1/22/2016	4	4406.351	2016	1
1/22/2016	5	4516.819	2016	1

Day	Hr	Total	Year	Month
1/22/2016	6	4741.407	2016	1
1/22/2016	7	4932.152	2016	1
1/22/2016	8	5006.146	2016	1
1/22/2016	9	5083.558	2016	1
1/22/2016	10	5101.257	2016	1
1/22/2016	11	5074.956	2016	1
1/22/2016	12	5018.192	2016	1
1/22/2016	13	4949.007	2016	1
1/22/2016	14	4876.859	2016	1
1/22/2016	15	4811.808	2016	1
1/22/2016	16	4787.393	2016	1
1/22/2016	17	4924.657	2016	1
1/22/2016	18	5117.459	2016	1
1/22/2016	19	4988.059	2016	1
1/22/2016	20	4911.45	2016	1
1/22/2016	21	4766.25	2016	1
1/22/2016	22	4633.358	2016	1
1/22/2016	23	4479.459	2016	1
1/23/2016	0	4369.355	2016	1
1/23/2016	1	4307.845	2016	1
1/23/2016	2	4284.709	2016	1
1/23/2016	3	4283.608	2016	1
1/23/2016	4	4280.909	2016	1
1/23/2016	5	4354.597	2016	1
1/23/2016	6	4433.502	2016	1
1/23/2016	7	4531.708	2016	1
1/23/2016	8	4596.057	2016	1
1/23/2016	9	4615.351	2016	1
1/23/2016	10	4635.349	2016	1
1/23/2016	11	4613.059	2016	1
1/23/2016	12	4577.262	2016	1
1/23/2016	13	4488.114	2016	1
1/23/2016	14	4372.098	2016	1
1/23/2016	15	4339.86	2016	1
1/23/2016	16	4335.312	2016	1
1/23/2016	17	4416.311	2016	1
1/23/2016	18	4733.361	2016	1
1/23/2016	19	4827.842	2016	1
1/23/2016	20	4836.458	2016	1
1/23/2016	21	4806.959	2016	1
1/23/2016	22	4753.058	2016	1
1/23/2016	23	4703.45	2016	1
1/24/2016	0	4638.548	2016	1
1/24/2016	1	4684.458	2016	1
1/24/2016	2	4671.808	2016	1
1/24/2016	3	4708.906	2016	1
1/24/2016	4	4812.14	2016	1
1/24/2016	5	4929.458	2016	1
1/24/2016	6	5076.457	2016	1
1/24/2016	7	5225.557	2016	1
1/24/2016	8	5257.143	2016	1
1/24/2016	9	5128.706	2016	1
1/24/2016	10	4881.411	2016	1
1/24/2016	11	4638.013	2016	1
1/24/2016	12	4400.062	2016	1
1/24/2016	13	4222	2016	1
1/24/2016	14	4083.075	2016	1
1/24/2016	15	3970.566	2016	1
1/24/2016	16	3991.065	2016	1
1/24/2016	17	4254.763	2016	1
1/24/2016	18	4608.447	2016	1
1/24/2016	19	4757.313	2016	1
1/24/2016	20	4710.612	2016	1
1/24/2016	21	4625.312	2016	1

Day	Hr	Total	Year	Month
1/24/2016	22	4532.459	2016	1
1/24/2016	23	4345.798	2016	1
1/25/2016	0	4277.962	2016	1
1/25/2016	1	4248.562	2016	1
1/25/2016	2	4204.661	2016	1
1/25/2016	3	4250.054	2016	1
1/25/2016	4	4341.949	2016	1
1/25/2016	5	4542.759	2016	1
1/25/2016	6	4924.96	2016	1
1/25/2016	7	5200.16	2016	1
1/25/2016	8	5203.552	2016	1
1/25/2016	9	5041.556	2016	1
1/25/2016	10	4791.965	2016	1
1/25/2016	11	4589.665	2016	1
1/25/2016	12	4453.766	2016	1
1/25/2016	13	4309.213	2016	1
1/25/2016	14	4196.005	2016	1
1/25/2016	15	4178.067	2016	1
1/25/2016	16	4133.017	2016	1
1/25/2016	17	4316.617	2016	1
1/25/2016	18	4531.067	2016	1
1/25/2016	19	4458.959	2016	1
1/25/2016	20	4458.656	2016	1
1/25/2016	21	4278.967	2016	1
1/25/2016	22	3994.067	2016	1
1/25/2016	23	3787.267	2016	1
1/26/2016	0	3659.467	2016	1
1/26/2016	1	3498.46	2016	1
1/26/2016	2	3438.807	2016	1
1/26/2016	3	3422.417	2016	1
1/26/2016	4	3486.467	2016	1
1/26/2016	5	3657.867	2016	1
1/26/2016	6	4046.466	2016	1
1/26/2016	7	4310.46	2016	1
1/26/2016	8	4371.154	2016	1
1/26/2016	9	4463.016	2016	1
1/26/2016	10	4483.116	2016	1
1/26/2016	11	4532.566	2016	1
1/26/2016	12	4542.565	2016	1
1/26/2016	13	4578.958	2016	1
1/26/2016	14	4500.557	2016	1
1/26/2016	15	4485.016	2016	1
1/26/2016	16	4540.617	2016	1
1/26/2016	17	4605.015	2016	1
1/26/2016	18	4729.215	2016	1
1/26/2016	19	4722.249	2016	1
1/26/2016	20	4655.563	2016	1
1/26/2016	21	4538.764	2016	1
1/26/2016	22	4353.914	2016	1
1/26/2016	23	4156.915	2016	1
1/27/2016	0	4031.456	2016	1
1/27/2016	1	3941.055	2016	1
1/27/2016	2	3911.164	2016	1
1/27/2016	3	3886.013	2016	1
1/27/2016	4	3930.914	2016	1
1/27/2016	5	4150.858	2016	1
1/27/2016	6	4543.699	2016	1
1/27/2016	7	4826.013	2016	1
1/27/2016	8	4858.913	2016	1
1/27/2016	9	4830.714	2016	1
1/27/2016	10	4807.264	2016	1
1/27/2016	11	4746.149	2016	1
1/27/2016	12	4652.664	2016	1
1/27/2016	13	4555.266	2016	1

Day	Hr	Total	Year	Month
1/27/2016	14	4384.268	2016	1
1/27/2016	15	4264.466	2016	1
1/27/2016	16	4225.91	2016	1
1/27/2016	17	4409.706	2016	1
1/27/2016	18	4742.015	2016	1
1/27/2016	19	4876.414	2016	1
1/27/2016	20	4916.664	2016	1
1/27/2016	21	4846.711	2016	1
1/27/2016	22	4749.947	2016	1
1/27/2016	23	4549.513	2016	1
1/28/2016	0	4525.312	2016	1
1/28/2016	1	4443.112	2016	1
1/28/2016	2	4413.56	2016	1
1/28/2016	3	4401.346	2016	1
1/28/2016	4	4492.062	2016	1
1/28/2016	5	4698.613	2016	1
1/28/2016	6	5058.662	2016	1
1/28/2016	7	5284.611	2016	1
1/28/2016	8	5198.946	2016	1
1/28/2016	9	5135.264	2016	1
1/28/2016	10	4899.665	2016	1
1/28/2016	11	4690.566	2016	1
1/28/2016	12	4484.017	2016	1
1/28/2016	13	4335.007	2016	1
1/28/2016	14	4258.612	2016	1
1/28/2016	15	4122.419	2016	1
1/28/2016	16	4032.418	2016	1
1/28/2016	17	4125.419	2016	1
1/28/2016	18	4437.018	2016	1
1/28/2016	19	4467.812	2016	1
1/28/2016	20	4508.257	2016	1
1/28/2016	21	4373.368	2016	1
1/28/2016	22	4177.668	2016	1
1/28/2016	23	3987.767	2016	1
1/29/2016	0	3755.968	2016	1
1/29/2016	1	3651.164	2016	1
1/29/2016	2	3624.752	2016	1
1/29/2016	3	3626.566	2016	1
1/29/2016	4	3711.666	2016	1
1/29/2016	5	3897.664	2016	1
1/29/2016	6	4429.261	2016	1
1/29/2016	7	4686.657	2016	1
1/29/2016	8	4727.155	2016	1
1/29/2016	9	4613.755	2016	1
1/29/2016	10	4573.667	2016	1
1/29/2016	11	4465.168	2016	1
1/29/2016	12	4342.643	2016	1
1/29/2016	13	4227.359	2016	1
1/29/2016	14	4087.562	2016	1
1/29/2016	15	3994.969	2016	1
1/29/2016	16	3900.069	2016	1
1/29/2016	17	3942.868	2016	1
1/29/2016	18	4269.218	2016	1
1/29/2016	19	4334.015	2016	1
1/29/2016	20	4359.052	2016	1
1/29/2016	21	4328.966	2016	1
1/29/2016	22	4204.766	2016	1
1/29/2016	23	4056.266	2016	1
1/30/2016	0	3934.37	2016	1
1/30/2016	1	3896.36	2016	1
1/30/2016	2	3896.153	2016	1
1/30/2016	3	3825.815	2016	1
1/30/2016	4	3820.615	2016	1
1/30/2016	5	3905.564	2016	1

Day	Hr	Total	Year	Month
1/30/2016	6	4062.865	2016	1
1/30/2016	7	4103.753	2016	1
1/30/2016	8	4176.561	2016	1
1/30/2016	9	4076.167	2016	1
1/30/2016	10	3924.568	2016	1
1/30/2016	11	3739.569	2016	1
1/30/2016	12	3545.569	2016	1
1/30/2016	13	3489.669	2016	1
1/30/2016	14	3290.456	2016	1
1/30/2016	15	3249.117	2016	1
1/30/2016	16	3156.819	2016	1
1/30/2016	17	3273.82	2016	1
1/30/2016	18	3490.925	2016	1
1/30/2016	19	3487.774	2016	1
1/30/2016	20	3532.273	2016	1
1/30/2016	21	3402.471	2016	1
1/30/2016	22	3296.856	2016	1
1/30/2016	23	3144.764	2016	1
1/31/2016	0	2942.968	2016	1
1/31/2016	1	2879.274	2016	1
1/31/2016	2	2891.668	2016	1
1/31/2016	3	2801.768	2016	1
1/31/2016	4	2843.868	2016	1
1/31/2016	5	2837.568	2016	1
1/31/2016	6	2995.003	2016	1
1/31/2016	7	3068.566	2016	1
1/31/2016	8	3118.117	2016	1
1/31/2016	9	3265.568	2016	1
1/31/2016	10	3247.468	2016	1
1/31/2016	11	3193.368	2016	1
1/31/2016	12	3184.27	2016	1
1/31/2016	13	3125.819	2016	1
1/31/2016	14	3132.107	2016	1
1/31/2016	15	3070.371	2016	1
1/31/2016	16	3104.875	2016	1
1/31/2016	17	3229.176	2016	1
1/31/2016	18	3398.575	2016	1
1/31/2016	19	3446.475	2016	1
1/31/2016	20	3424.776	2016	1
1/31/2016	21	3344.373	2016	1
1/31/2016	22	3150.074	2016	1
1/31/2016	23	2956.358	2016	1
2/1/2016	0	2781.973	2016	2
2/1/2016	1	2690.772	2016	2
2/1/2016	2	2697.369	2016	2
2/1/2016	3	2717.768	2016	2
2/1/2016	4	2790.268	2016	2
2/1/2016	5	3058.865	2016	2
2/1/2016	6	3523.963	2016	2
2/1/2016	7	3843.649	2016	2
2/1/2016	8	3890.264	2016	2
2/1/2016	9	3911.765	2016	2
2/1/2016	10	3946.266	2016	2
2/1/2016	11	3928.267	2016	2
2/1/2016	12	3934.57	2016	2
2/1/2016	13	3847.474	2016	2
2/1/2016	14	3781.813	2016	2
2/1/2016	15	3693.666	2016	2
2/1/2016	16	3632.268	2016	2
2/1/2016	17	3745.118	2016	2
2/1/2016	18	3988.317	2016	2
2/1/2016	19	4085.468	2016	2
2/1/2016	20	4011.869	2016	2
2/1/2016	21	3940.56	2016	2

Day	Hr	Total	Year	Month
2/1/2016	22	3820.348	2016	2
2/1/2016	23	3598.166	2016	2
2/2/2016	0	3503.565	2016	2
2/2/2016	1	3440.564	2016	2
2/2/2016	2	3370.465	2016	2
2/2/2016	3	3370.466	2016	2
2/2/2016	4	3433.653	2016	2
2/2/2016	5	3618.855	2016	2
2/2/2016	6	4029.367	2016	2
2/2/2016	7	4286.415	2016	2
2/2/2016	8	4256.016	2016	2
2/2/2016	9	4199.358	2016	2
2/2/2016	10	4147.055	2016	2
2/2/2016	11	4030.358	2016	2
2/2/2016	12	3895.258	2016	2
2/2/2016	13	3814.358	2016	2
2/2/2016	14	3799.056	2016	2
2/2/2016	15	3745.407	2016	2
2/2/2016	16	3701.506	2016	2
2/2/2016	17	3774.657	2016	2
2/2/2016	18	3934.056	2016	2
2/2/2016	19	3932.756	2016	2
2/2/2016	20	3850.556	2016	2
2/2/2016	21	3684.606	2016	2
2/2/2016	22	3473.705	2016	2
2/2/2016	23	3258.006	2016	2
2/3/2016	0	3085.405	2016	2
2/3/2016	1	2971.856	2016	2
2/3/2016	2	2886.556	2016	2
2/3/2016	3	2833.355	2016	2
2/3/2016	4	2889.456	2016	2
2/3/2016	5	3036.306	2016	2
2/3/2016	6	3443.404	2016	2
2/3/2016	7	3760.854	2016	2
2/3/2016	8	3763.352	2016	2
2/3/2016	9	3788.954	2016	2
2/3/2016	10	3768.054	2016	2
2/3/2016	11	3767.655	2016	2
2/3/2016	12	3746.656	2016	2
2/3/2016	13	3776.354	2016	2
2/3/2016	14	3715.355	2016	2
2/3/2016	15	3670.255	2016	2
2/3/2016	16	3646.152	2016	2
2/3/2016	17	3689.652	2016	2
2/3/2016	18	3938.151	2016	2
2/3/2016	19	4060.746	2016	2
2/3/2016	20	4069.346	2016	2
2/3/2016	21	3962.146	2016	2
2/3/2016	22	3858.394	2016	2
2/3/2016	23	3716.495	2016	2
2/4/2016	0	3575.644	2016	2
2/4/2016	1	3489.243	2016	2
2/4/2016	2	3512.994	2016	2
2/4/2016	3	3484.594	2016	2
2/4/2016	4	3541.243	2016	2
2/4/2016	5	3771.042	2016	2
2/4/2016	6	4225.293	2016	2
2/4/2016	7	4510.342	2016	2
2/4/2016	8	4543.892	2016	2
2/4/2016	9	4572.342	2016	2
2/4/2016	10	4583.343	2016	2
2/4/2016	11	4556.742	2016	2
2/4/2016	12	4506.197	2016	2
2/4/2016	13	4467.212	2016	2

Day	Hr	Total	Year	Month
2/4/2016	14	4384.563	2016	2
2/4/2016	15	4299.864	2016	2
2/4/2016	16	4319.063	2016	2
2/4/2016	17	4427.863	2016	2
2/4/2016	18	4659.661	2016	2
2/4/2016	19	4746.058	2016	2
2/4/2016	20	4748.444	2016	2
2/4/2016	21	4612.359	2016	2
2/4/2016	22	4480.86	2016	2
2/4/2016	23	4318.06	2016	2
2/5/2016	0	4217.459	2016	2
2/5/2016	1	4151.856	2016	2
2/5/2016	2	4170.043	2016	2
2/5/2016	3	4184.058	2016	2
2/5/2016	4	4278.757	2016	2
2/5/2016	5	4519.758	2016	2
2/5/2016	6	4977.057	2016	2
2/5/2016	7	5254.141	2016	2
2/5/2016	8	5125.657	2016	2
2/5/2016	9	4913.559	2016	2
2/5/2016	10	4672.511	2016	2
2/5/2016	11	4454.211	2016	2
2/5/2016	12	4281.455	2016	2
2/5/2016	13	4103.158	2016	2
2/5/2016	14	4013.365	2016	2
2/5/2016	15	3903.266	2016	2
2/5/2016	16	3876.664	2016	2
2/5/2016	17	4004.865	2016	2
2/5/2016	18	4248.209	2016	2
2/5/2016	19	4334.202	2016	2
2/5/2016	20	4340.261	2016	2
2/5/2016	21	4265.461	2016	2
2/5/2016	22	4179.459	2016	2
2/5/2016	23	4042.66	2016	2
2/6/2016	0	3922.251	2016	2
2/6/2016	1	3805.95	2016	2
2/6/2016	2	3866.359	2016	2
2/6/2016	3	3869.909	2016	2
2/6/2016	4	3896.608	2016	2
2/6/2016	5	4021.157	2016	2
2/6/2016	6	4188.042	2016	2
2/6/2016	7	4378.508	2016	2
2/6/2016	8	4405.509	2016	2
2/6/2016	9	4309.061	2016	2
2/6/2016	10	4154.412	2016	2
2/6/2016	11	3975.305	2016	2
2/6/2016	12	3778.06	2016	2
2/6/2016	13	3666.568	2016	2
2/6/2016	14	3552.768	2016	2
2/6/2016	15	3495.568	2016	2
2/6/2016	16	3449.168	2016	2
2/6/2016	17	3520.118	2016	2
2/6/2016	18	3758.504	2016	2
2/6/2016	19	3897.862	2016	2
2/6/2016	20	3964.964	2016	2
2/6/2016	21	3928.263	2016	2
2/6/2016	22	3855.612	2016	2
2/6/2016	23	3737.811	2016	2
2/7/2016	0	3674.751	2016	2
2/7/2016	1	3670.202	2016	2
2/7/2016	2	3634.81	2016	2
2/7/2016	3	3664.561	2016	2
2/7/2016	4	3726.06	2016	2
2/7/2016	5	3775.111	2016	2

Day	Hr	Total	Year	Month
2/7/2016	6	3907.998	2016	2
2/7/2016	7	4077.856	2016	2
2/7/2016	8	4098.862	2016	2
2/7/2016	9	3994.263	2016	2
2/7/2016	10	3852.314	2016	2
2/7/2016	11	3668.516	2016	2
2/7/2016	12	3585.104	2016	2
2/7/2016	13	3465.361	2016	2
2/7/2016	14	3388.616	2016	2
2/7/2016	15	3334.317	2016	2
2/7/2016	16	3374.417	2016	2
2/7/2016	17	3472.967	2016	2
2/7/2016	18	3692.667	2016	2
2/7/2016	19	3737.851	2016	2
2/7/2016	20	3744.664	2016	2
2/7/2016	21	3735.466	2016	2
2/7/2016	22	3621.665	2016	2
2/7/2016	23	3533.866	2016	2
2/8/2016	0	3420.266	2016	2
2/8/2016	1	3303.661	2016	2
2/8/2016	2	3316.001	2016	2
2/8/2016	3	3321.312	2016	2
2/8/2016	4	3454.062	2016	2
2/8/2016	5	3711.161	2016	2
2/8/2016	6	4197.962	2016	2
2/8/2016	7	4478.057	2016	2
2/8/2016	8	4541.747	2016	2
2/8/2016	9	4581.661	2016	2
2/8/2016	10	4568.76	2016	2
2/8/2016	11	4562.163	2016	2
2/8/2016	12	4538.112	2016	2
2/8/2016	13	4548.866	2016	2
2/8/2016	14	4490.45	2016	2
2/8/2016	15	4458.109	2016	2
2/8/2016	16	4516.11	2016	2
2/8/2016	17	4682.859	2016	2
2/8/2016	18	4951.853	2016	2
2/8/2016	19	4982.446	2016	2
2/8/2016	20	4975.158	2016	2
2/8/2016	21	4880.258	2016	2
2/8/2016	22	4696.358	2016	2
2/8/2016	23	4567.746	2016	2
2/9/2016	0	4412.352	2016	2
2/9/2016	1	4336.158	2016	2
2/9/2016	2	4335.057	2016	2
2/9/2016	3	4391.752	2016	2
2/9/2016	4	4430.848	2016	2
2/9/2016	5	4642.257	2016	2
2/9/2016	6	5004.008	2016	2
2/9/2016	7	5276.807	2016	2
2/9/2016	8	5354.241	2016	2
2/9/2016	9	5398.906	2016	2
2/9/2016	10	5310.006	2016	2
2/9/2016	11	5307.958	2016	2
2/9/2016	12	5279.945	2016	2
2/9/2016	13	5238.853	2016	2
2/9/2016	14	5197.812	2016	2
2/9/2016	15	5201.908	2016	2
2/9/2016	16	5241.2	2016	2
2/9/2016	17	5365.247	2016	2
2/9/2016	18	5559.256	2016	2
2/9/2016	19	5595.357	2016	2
2/9/2016	20	5537.25	2016	2
2/9/2016	21	5393.095	2016	2

Day	Hr	Total	Year	Month
2/9/2016	22	5169.906	2016	2
2/9/2016	23	5005.256	2016	2
2/10/2016	0	4893.35	2016	2
2/10/2016	1	4878.844	2016	2
2/10/2016	2	4809.556	2016	2
2/10/2016	3	4857.255	2016	2
2/10/2016	4	4940.15	2016	2
2/10/2016	5	5146.395	2016	2
2/10/2016	6	5521.905	2016	2
2/10/2016	7	5751.856	2016	2
2/10/2016	8	5774.246	2016	2
2/10/2016	9	5780.147	2016	2
2/10/2016	10	5720.256	2016	2
2/10/2016	11	5664.8	2016	2
2/10/2016	12	5624.2	2016	2
2/10/2016	13	5529.2	2016	2
2/10/2016	14	5412.4	2016	2
2/10/2016	15	5318.3	2016	2
2/10/2016	16	5322.05	2016	2
2/10/2016	17	5377.65	2016	2
2/10/2016	18	5609.3	2016	2
2/10/2016	19	5656.7	2016	2
2/10/2016	20	5584.05	2016	2
2/10/2016	21	5449.6	2016	2
2/10/2016	22	5209.55	2016	2
2/10/2016	23	5020	2016	2
2/11/2016	0	4891.9	2016	2
2/11/2016	1	4807.1	2016	2
2/11/2016	2	4756.7	2016	2
2/11/2016	3	4725.9	2016	2
2/11/2016	4	4796.1	2016	2
2/11/2016	5	5020.4	2016	2
2/11/2016	6	5411.3	2016	2
2/11/2016	7	5613.4	2016	2
2/11/2016	8	5581.2	2016	2
2/11/2016	9	5423.6	2016	2
2/11/2016	10	5249.8	2016	2
2/11/2016	11	5068.6	2016	2
2/11/2016	12	4908.9	2016	2
2/11/2016	13	4742.5	2016	2
2/11/2016	14	4607.7	2016	2
2/11/2016	15	4487.4	2016	2
2/11/2016	16	4437.4	2016	2
2/11/2016	17	4555.5	2016	2
2/11/2016	18	4913.9	2016	2
2/11/2016	19	5053.5	2016	2
2/11/2016	20	5080	2016	2
2/11/2016	21	5010.5	2016	2
2/11/2016	22	4790.9	2016	2
2/11/2016	23	4593.1	2016	2
2/12/2016	0	4492.2	2016	2
2/12/2016	1	4386.7	2016	2
2/12/2016	2	4358.7	2016	2
2/12/2016	3	4345.85	2016	2
2/12/2016	4	4413.25	2016	2
2/12/2016	5	4566.7	2016	2
2/12/2016	6	4959.25	2016	2
2/12/2016	7	5160.05	2016	2
2/12/2016	8	5174.7	2016	2
2/12/2016	9	5159.5	2016	2
2/12/2016	10	5060.6	2016	2
2/12/2016	11	4977.5	2016	2
2/12/2016	12	4844.043	2016	2
2/12/2016	13	4779.4	2016	2

Day	Hr	Total	Year	Month
2/12/2016	14	4771.3	2016	2
2/12/2016	15	4761.8	2016	2
2/12/2016	16	4808.4	2016	2
2/12/2016	17	4855.9	2016	2
2/12/2016	18	5010.55	2016	2
2/12/2016	19	5086.5	2016	2
2/12/2016	20	5009.95	2016	2
2/12/2016	21	4958.2	2016	2
2/12/2016	22	4853.1	2016	2
2/12/2016	23	4709.1	2016	2
2/13/2016	0	4583.25	2016	2
2/13/2016	1	4571.45	2016	2
2/13/2016	2	4547.25	2016	2
2/13/2016	3	4572.75	2016	2
2/13/2016	4	4630.7	2016	2
2/13/2016	5	4769.1	2016	2
2/13/2016	6	4920.4	2016	2
2/13/2016	7	5053.4	2016	2
2/13/2016	8	5190.3	2016	2
2/13/2016	9	5152.5	2016	2
2/13/2016	10	5080.6	2016	2
2/13/2016	11	4924.5	2016	2
2/13/2016	12	4741.2	2016	2
2/13/2016	13	4566.1	2016	2
2/13/2016	14	4410.35	2016	2
2/13/2016	15	4318.8	2016	2
2/13/2016	16	4266.85	2016	2
2/13/2016	17	4397.15	2016	2
2/13/2016	18	4765.85	2016	2
2/13/2016	19	4920.4	2016	2
2/13/2016	20	4998.9	2016	2
2/13/2016	21	4964.3	2016	2
2/13/2016	22	4853.1	2016	2
2/13/2016	23	4806.8	2016	2
2/14/2016	0	4670.7	2016	2
2/14/2016	1	4651.5	2016	2
2/14/2016	2	4616.16	2016	2
2/14/2016	3	4578.65	2016	2
2/14/2016	4	4628.85	2016	2
2/14/2016	5	4637.75	2016	2
2/14/2016	6	4742.45	2016	2
2/14/2016	7	4822.55	2016	2
2/14/2016	8	4962.3	2016	2
2/14/2016	9	5086.8	2016	2
2/14/2016	10	5086.7	2016	2
2/14/2016	11	5077.4	2016	2
2/14/2016	12	5089.4	2016	2
2/14/2016	13	4996.7	2016	2
2/14/2016	14	4943.6	2016	2
2/14/2016	15	4941.2	2016	2
2/14/2016	16	4960.95	2016	2
2/14/2016	17	5075.55	2016	2
2/14/2016	18	5235.4	2016	2
2/14/2016	19	5256	2016	2
2/14/2016	20	5044.2	2016	2
2/14/2016	21	4861.8	2016	2
2/14/2016	22	4625.1	2016	2
2/14/2016	23	4489.706	2016	2
2/15/2016	0	4302.6	2016	2
2/15/2016	1	4189.5	2016	2
2/15/2016	2	4188.15	2016	2
2/15/2016	3	4151.15	2016	2
2/15/2016	4	4124.3	2016	2
2/15/2016	5	4239.65	2016	2

Day	Hr	Total	Year	Month
2/15/2016	6	4458.55	2016	2
2/15/2016	7	4642.2	2016	2
2/15/2016	8	4781.6	2016	2
2/15/2016	9	4786.6	2016	2
2/15/2016	10	4825.75	2016	2
2/15/2016	11	4783.25	2016	2
2/15/2016	12	4784.9	2016	2
2/15/2016	13	4761.05	2016	2
2/15/2016	14	4649.45	2016	2
2/15/2016	15	4607.9	2016	2
2/15/2016	16	4613.7	2016	2
2/15/2016	17	4707	2016	2
2/15/2016	18	4750.2	2016	2
2/15/2016	19	4773.2	2016	2
2/15/2016	20	4752.8	2016	2
2/15/2016	21	4497.1	2016	2
2/15/2016	22	4341.1	2016	2
2/15/2016	23	4167.6	2016	2
2/16/2016	0	4013.1	2016	2
2/16/2016	1	3861.5	2016	2
2/16/2016	2	3828.9	2016	2
2/16/2016	3	3875.1	2016	2
2/16/2016	4	3898.75	2016	2
2/16/2016	5	4092.85	2016	2
2/16/2016	6	4517.25	2016	2
2/16/2016	7	4688.35	2016	2
2/16/2016	8	4734.6	2016	2
2/16/2016	9	4793.4	2016	2
2/16/2016	10	4736.55	2016	2
2/16/2016	11	4725.7	2016	2
2/16/2016	12	4719.15	2016	2
2/16/2016	13	4596.3	2016	2
2/16/2016	14	4625.65	2016	2
2/16/2016	15	4540.75	2016	2
2/16/2016	16	4514.9	2016	2
2/16/2016	17	4595.3	2016	2
2/16/2016	18	4757.5	2016	2
2/16/2016	19	4792.3	2016	2
2/16/2016	20	4666.45	2016	2
2/16/2016	21	4538.55	2016	2
2/16/2016	22	4352.3	2016	2
2/16/2016	23	4164.9	2016	2
2/17/2016	0	4020.1	2016	2
2/17/2016	1	3964.1	2016	2
2/17/2016	2	3962.2	2016	2
2/17/2016	3	4003.6	2016	2
2/17/2016	4	4018.3	2016	2
2/17/2016	5	4181.3	2016	2
2/17/2016	6	4516	2016	2
2/17/2016	7	4820.3	2016	2
2/17/2016	8	4778.7	2016	2
2/17/2016	9	4788.1	2016	2
2/17/2016	10	4835.5	2016	2
2/17/2016	11	4786.2	2016	2
2/17/2016	12	4760.85	2016	2
2/17/2016	13	4708.95	2016	2
2/17/2016	14	4651.7	2016	2
2/17/2016	15	4617.4	2016	2
2/17/2016	16	4576	2016	2
2/17/2016	17	4639.8	2016	2
2/17/2016	18	4788.5	2016	2
2/17/2016	19	4835	2016	2
2/17/2016	20	4809.2	2016	2
2/17/2016	21	4646.6	2016	2

Day	Hr	Total	Year	Month
2/17/2016	22	4456.2	2016	2
2/17/2016	23	4254.7	2016	2
2/18/2016	0	4146.8	2016	2
2/18/2016	1	4053.45	2016	2
2/18/2016	2	4013.45	2016	2
2/18/2016	3	4033.8	2016	2
2/18/2016	4	4097.6	2016	2
2/18/2016	5	4334	2016	2
2/18/2016	6	4728.9	2016	2
2/18/2016	7	4951.8	2016	2
2/18/2016	8	4852.3	2016	2
2/18/2016	9	4707.1	2016	2
2/18/2016	10	4546.6	2016	2
2/18/2016	11	4383.1	2016	2
2/18/2016	12	4232	2016	2
2/18/2016	13	4093.9	2016	2
2/18/2016	14	3991.6	2016	2
2/18/2016	15	3908.25	2016	2
2/18/2016	16	3846.7	2016	2
2/18/2016	17	3899.95	2016	2
2/18/2016	18	4156	2016	2
2/18/2016	19	4334.6	2016	2
2/18/2016	20	4324.3	2016	2
2/18/2016	21	4222.6	2016	2
2/18/2016	22	4034.6	2016	2
2/18/2016	23	3889.1	2016	2
2/19/2016	0	3734.3	2016	2
2/19/2016	1	3658	2016	2
2/19/2016	2	3574.25	2016	2
2/19/2016	3	3537.35	2016	2
2/19/2016	4	3589.4	2016	2
2/19/2016	5	3774.8	2016	2
2/19/2016	6	4141.1	2016	2
2/19/2016	7	4298.2	2016	2
2/19/2016	8	4191.85	2016	2
2/19/2016	9	4071.45	2016	2
2/19/2016	10	3975.9	2016	2
2/19/2016	11	3850.4	2016	2
2/19/2016	12	3795.8	2016	2
2/19/2016	13	3770.1	2016	2
2/19/2016	14	3682.1	2016	2
2/19/2016	15	3616.05	2016	2
2/19/2016	16	3624.65	2016	2
2/19/2016	17	3601	2016	2
2/19/2016	18	3715.2	2016	2
2/19/2016	19	3782.45	2016	2
2/19/2016	20	3710.009	2016	2
2/19/2016	21	3594.8	2016	2
2/19/2016	22	3428.4	2016	2
2/19/2016	23	3250.6	2016	2
2/20/2016	0	3078.1	2016	2
2/20/2016	1	3000.2	2016	2
2/20/2016	2	2859.984	2016	2
2/20/2016	3	2861.9	2016	2
2/20/2016	4	2796.3	2016	2
2/20/2016	5	2885	2016	2
2/20/2016	6	3111	2016	2
2/20/2016	7	3228.1	2016	2
2/20/2016	8	3351.6	2016	2
2/20/2016	9	3369.6	2016	2
2/20/2016	10	3450.3	2016	2
2/20/2016	11	3338.7	2016	2
2/20/2016	12	3300.7	2016	2
2/20/2016	13	3180.3	2016	2

Day	Hr	Total	Year	Month
2/20/2016	14	3167.1	2016	2
2/20/2016	15	3129.4	2016	2
2/20/2016	16	3121.8	2016	2
2/20/2016	17	3129.1	2016	2
2/20/2016	18	3199.6	2016	2
2/20/2016	19	3280.3	2016	2
2/20/2016	20	3255.8	2016	2
2/20/2016	21	3189.7	2016	2
2/20/2016	22	3034.7	2016	2
2/20/2016	23	2857.8	2016	2
2/21/2016	0	2746.1	2016	2
2/21/2016	1	2621.1	2016	2
2/21/2016	2	2596.1	2016	2
2/21/2016	3	2574.9	2016	2
2/21/2016	4	2513.2	2016	2
2/21/2016	5	2576.3	2016	2
2/21/2016	6	2670.4	2016	2
2/21/2016	7	2769.5	2016	2
2/21/2016	8	2977.6	2016	2
2/21/2016	9	3103.4	2016	2
2/21/2016	10	3118	2016	2
2/21/2016	11	3123.3	2016	2
2/21/2016	12	3106.8	2016	2
2/21/2016	13	3094.4	2016	2
2/21/2016	14	3133.8	2016	2
2/21/2016	15	3032.4	2016	2
2/21/2016	16	3126.3	2016	2
2/21/2016	17	3237.5	2016	2
2/21/2016	18	3406.25	2016	2
2/21/2016	19	3476.65	2016	2
2/21/2016	20	3462.3	2016	2
2/21/2016	21	3390.1	2016	2
2/21/2016	22	3200.6	2016	2
2/21/2016	23	3087.3	2016	2
2/22/2016	0	2949.8	2016	2
2/22/2016	1	2859.7	2016	2
2/22/2016	2	2850.4	2016	2
2/22/2016	3	2914.6	2016	2
2/22/2016	4	3070.25	2016	2
2/22/2016	5	3375.05	2016	2
2/22/2016	6	3876.4	2016	2
2/22/2016	7	4142.4	2016	2
2/22/2016	8	4146.9	2016	2
2/22/2016	9	4158.8	2016	2
2/22/2016	10	4105.2	2016	2
2/22/2016	11	4017.2	2016	2
2/22/2016	12	3949.6	2016	2
2/22/2016	13	3865.5	2016	2
2/22/2016	14	3756.2	2016	2
2/22/2016	15	3705.3	2016	2
2/22/2016	16	3731.1	2016	2
2/22/2016	17	3785.2	2016	2
2/22/2016	18	4009.3	2016	2
2/22/2016	19	4096.2	2016	2
2/22/2016	20	4057.7	2016	2
2/22/2016	21	3925.8	2016	2
2/22/2016	22	3761.25	2016	2
2/22/2016	23	3558.55	2016	2
2/23/2016	0	3486	2016	2
2/23/2016	1	3362.4	2016	2
2/23/2016	2	3379.1	2016	2
2/23/2016	3	3370.7	2016	2
2/23/2016	4	3430.2	2016	2
2/23/2016	5	3663.2	2016	2

Day	Hr	Total	Year	Month
2/23/2016	6	4080.5	2016	2
2/23/2016	7	4282.95	2016	2
2/23/2016	8	4266.65	2016	2
2/23/2016	9	4165.1	2016	2
2/23/2016	10	4121.8	2016	2
2/23/2016	11	3991.1	2016	2
2/23/2016	12	3838.05	2016	2
2/23/2016	13	3746.25	2016	2
2/23/2016	14	3719.5	2016	2
2/23/2016	15	3631.3	2016	2
2/23/2016	16	3626.65	2016	2
2/23/2016	17	3662.95	2016	2
2/23/2016	18	3826.7	2016	2
2/23/2016	19	3940.8	2016	2
2/23/2016	20	3903.4	2016	2
2/23/2016	21	3753.3	2016	2
2/23/2016	22	3579.6	2016	2
2/23/2016	23	3371.7	2016	2
2/24/2016	0	3197.7	2016	2
2/24/2016	1	3134.95	2016	2
2/24/2016	2	3067.7	2016	2
2/24/2016	3	2995.65	2016	2
2/24/2016	4	3054.2	2016	2
2/24/2016	5	3218.3	2016	2
2/24/2016	6	3601.1	2016	2
2/24/2016	7	3782.3	2016	2
2/24/2016	8	3767.9	2016	2
2/24/2016	9	3831.1	2016	2
2/24/2016	10	3869.35	2016	2
2/24/2016	11	3866.55	2016	2
2/24/2016	12	3887	2016	2
2/24/2016	13	3900.65	2016	2
2/24/2016	14	3963.55	2016	2
2/24/2016	15	3986.2	2016	2
2/24/2016	16	4030.3	2016	2
2/24/2016	17	4145.3	2016	2
2/24/2016	18	4335.111	2016	2
2/24/2016	19	4423.35	2016	2
2/24/2016	20	4438.45	2016	2
2/24/2016	21	4430.2	2016	2
2/24/2016	22	4256.2	2016	2
2/24/2016	23	4060.926	2016	2
2/25/2016	0	3866.4	2016	2
2/25/2016	1	3834.8	2016	2
2/25/2016	2	3842.7	2016	2
2/25/2016	3	3831.4	2016	2
2/25/2016	4	3880.55	2016	2
2/25/2016	5	4009.15	2016	2
2/25/2016	6	4482.5	2016	2
2/25/2016	7	4667.7	2016	2
2/25/2016	8	4679.8	2016	2
2/25/2016	9	4707.55	2016	2
2/25/2016	10	4744.95	2016	2
2/25/2016	11	4687.3	2016	2
2/25/2016	12	4643.51	2016	2
2/25/2016	13	4588.8	2016	2
2/25/2016	14	4570.4	2016	2
2/25/2016	15	4537.1	2016	2
2/25/2016	16	4552.8	2016	2
2/25/2016	17	4595.95	2016	2
2/25/2016	18	4690.25	2016	2
2/25/2016	19	4746.7	2016	2
2/25/2016	20	4665.811	2016	2
2/25/2016	21	4503.9	2016	2

Day	Hr	Total	Year	Month
2/25/2016	22	4340.6	2016	2
2/25/2016	23	4121.3	2016	2
2/26/2016	0	3947.6	2016	2
2/26/2016	1	3877.3	2016	2
2/26/2016	2	3824.8	2016	2
2/26/2016	3	3790.5	2016	2
2/26/2016	4	3862.6	2016	2
2/26/2016	5	4039.5	2016	2
2/26/2016	6	4424.4	2016	2
2/26/2016	7	4623.9	2016	2
2/26/2016	8	4622.9	2016	2
2/26/2016	9	4601.4	2016	2
2/26/2016	10	4552.75	2016	2
2/26/2016	11	4503.55	2016	2
2/26/2016	12	4338.6	2016	2
2/26/2016	13	4283.9	2016	2
2/26/2016	14	4132.2	2016	2
2/26/2016	15	3995.4	2016	2
2/26/2016	16	3956.1	2016	2
2/26/2016	17	3922.5	2016	2
2/26/2016	18	4083.4	2016	2
2/26/2016	19	4334.9	2016	2
2/26/2016	20	4234	2016	2
2/26/2016	21	4213.3	2016	2
2/26/2016	22	4095.15	2016	2
2/26/2016	23	3956.15	2016	2
2/27/2016	0	3768.6	2016	2
2/27/2016	1	3672.1	2016	2
2/27/2016	2	3612.5	2016	2
2/27/2016	3	3597.5	2016	2
2/27/2016	4	3656.35	2016	2
2/27/2016	5	3737.85	2016	2
2/27/2016	6	3961.9	2016	2
2/27/2016	7	4061.1	2016	2
2/27/2016	8	4087.25	2016	2
2/27/2016	9	4057.05	2016	2
2/27/2016	10	3874.3	2016	2
2/27/2016	11	3699.25	2016	2
2/27/2016	12	3523.55	2016	2
2/27/2016	13	3392.6	2016	2
2/27/2016	14	3354.1	2016	2
2/27/2016	15	3234.7	2016	2
2/27/2016	16	3226.4	2016	2
2/27/2016	17	3196.3	2016	2
2/27/2016	18	3366.2	2016	2
2/27/2016	19	3537.1	2016	2
2/27/2016	20	3592.5	2016	2
2/27/2016	21	3482.1	2016	2
2/27/2016	22	3341	2016	2
2/27/2016	23	3245.8	2016	2
2/28/2016	0	3202.15	2016	2
2/28/2016	1	3165.55	2016	2
2/28/2016	2	3056.65	2016	2
2/28/2016	3	3088.25	2016	2
2/28/2016	4	3166.5	2016	2
2/28/2016	5	3228.9	2016	2
2/28/2016	6	3310.3	2016	2
2/28/2016	7	3445.9	2016	2
2/28/2016	8	3458.55	2016	2
2/28/2016	9	3439.357	2016	2
2/28/2016	10	3304.8	2016	2
2/28/2016	11	3283.35	2016	2
2/28/2016	12	3157.55	2016	2
2/28/2016	13	3077.1	2016	2

Day	Hr	Total	Year	Month
2/28/2016	14	3026	2016	2
2/28/2016	15	2968.9	2016	2
2/28/2016	16	2967.4	2016	2
2/28/2016	17	3083.5	2016	2
2/28/2016	18	3256	2016	2
2/28/2016	19	3436.75	2016	2
2/28/2016	20	3432.7	2016	2
2/28/2016	21	3312.05	2016	2
2/28/2016	22	3159.9	2016	2
2/28/2016	23	2989.05	2016	2
2/29/2016	0	2853.85	2016	2
2/29/2016	1	2831.1	2016	2
2/29/2016	2	2776.7	2016	2
2/29/2016	3	2839.7	2016	2
2/29/2016	4	2918.8	2016	2
2/29/2016	5	3158.3	2016	2
2/29/2016	6	3618.75	2016	2
2/29/2016	7	3910.25	2016	2
2/29/2016	8	3899.1	2016	2
2/29/2016	9	3880.5	2016	2
2/29/2016	10	3892.65	2016	2
2/29/2016	11	3835	2016	2
2/29/2016	12	3792.8	2016	2
2/29/2016	13	3716.4	2016	2
2/29/2016	14	3677.781	2016	2
2/29/2016	15	3582.3	2016	2
2/29/2016	16	3521.8	2016	2
2/29/2016	17	3553	2016	2
2/29/2016	18	3703.4	2016	2
2/29/2016	19	3909.8	2016	2
2/29/2016	20	3906.9	2016	2
2/29/2016	21	3762.65	2016	2
2/29/2016	22	3664.15	2016	2
2/29/2016	23	3467.5	2016	2
3/1/2016	0	3390.9	2016	3
3/1/2016	1	3343.95	2016	3
3/1/2016	2	3325.5	2016	3
3/1/2016	3	3353.9	2016	3
3/1/2016	4	3391.15	2016	3
3/1/2016	5	3617.6	2016	3
3/1/2016	6	4028.8	2016	3
3/1/2016	7	4267.3	2016	3
3/1/2016	8	4161.5	2016	3
3/1/2016	9	4086.8	2016	3
3/1/2016	10	3993.5	2016	3
3/1/2016	11	3948.1	2016	3
3/1/2016	12	3938.25	2016	3
3/1/2016	13	3914.65	2016	3
3/1/2016	14	3892.9	2016	3
3/1/2016	15	3862.45	2016	3
3/1/2016	16	3854.05	2016	3
3/1/2016	17	3999.1	2016	3
3/1/2016	18	4109.1	2016	3
3/1/2016	19	4283.25	2016	3
3/1/2016	20	4284.7	2016	3
3/1/2016	21	4260.45	2016	3
3/1/2016	22	4163.7	2016	3
3/1/2016	23	3981.553	2016	3
3/2/2016	0	3874.2	2016	3
3/2/2016	1	3823.6	2016	3
3/2/2016	2	3788.4	2016	3
3/2/2016	3	3814.5	2016	3
3/2/2016	4	3891.2	2016	3
3/2/2016	5	4128.8	2016	3

Day	Hr	Total	Year	Month
3/2/2016	6	4589.2	2016	3
3/2/2016	7	4821.3	2016	3
3/2/2016	8	4842.8	2016	3
3/2/2016	9	4821.5	2016	3
3/2/2016	10	4750.2	2016	3
3/2/2016	11	4637.6	2016	3
3/2/2016	12	4533.3	2016	3
3/2/2016	13	4356.3	2016	3
3/2/2016	14	4293.2	2016	3
3/2/2016	15	4140.4	2016	3
3/2/2016	16	4072.4	2016	3
3/2/2016	17	4087.1	2016	3
3/2/2016	18	4298.4	2016	3
3/2/2016	19	4591.8	2016	3
3/2/2016	20	4580.1	2016	3
3/2/2016	21	4502.7	2016	3
3/2/2016	22	4350.3	2016	3
3/2/2016	23	4153.2	2016	3
3/3/2016	0	4043.6	2016	3
3/3/2016	1	3939.9	2016	3
3/3/2016	2	3900.5	2016	3
3/3/2016	3	3866.6	2016	3
3/3/2016	4	3856.9	2016	3
3/3/2016	5	4076.6	2016	3
3/3/2016	6	4511	2016	3
3/3/2016	7	4682.95	2016	3
3/3/2016	8	4721.05	2016	3
3/3/2016	9	4715	2016	3
3/3/2016	10	4711.2	2016	3
3/3/2016	11	4719.1	2016	3
3/3/2016	12	4715.25	2016	3
3/3/2016	13	4691.05	2016	3
3/3/2016	14	4594	2016	3
3/3/2016	15	4526.1	2016	3
3/3/2016	16	4456.6	2016	3
3/3/2016	17	4510.3	2016	3
3/3/2016	18	4580	2016	3
3/3/2016	19	4671.8	2016	3
3/3/2016	20	4615.7	2016	3
3/3/2016	21	4446.5	2016	3
3/3/2016	22	4228.8	2016	3
3/3/2016	23	3958.5	2016	3
3/4/2016	0	3847.55	2016	3
3/4/2016	1	3742.05	2016	3
3/4/2016	2	3686.7	2016	3
3/4/2016	3	3661.55	2016	3
3/4/2016	4	3748.15	2016	3
3/4/2016	5	3879.3	2016	3
3/4/2016	6	4308.25	2016	3
3/4/2016	7	4515.95	2016	3
3/4/2016	8	4479.1	2016	3
3/4/2016	9	4489.9	2016	3
3/4/2016	10	4506.05	2016	3
3/4/2016	11	4489.85	2016	3
3/4/2016	12	4435.108	2016	3
3/4/2016	13	4359.2	2016	3
3/4/2016	14	4302.2	2016	3
3/4/2016	15	4216.05	2016	3
3/4/2016	16	4126.25	2016	3
3/4/2016	17	4159.6	2016	3
3/4/2016	18	4239.2	2016	3
3/4/2016	19	4345.3	2016	3
3/4/2016	20	4320.35	2016	3
3/4/2016	21	4279.05	2016	3

Day	Hr	Total	Year	Month
3/4/2016	22	4115.7	2016	3
3/4/2016	23	4006	2016	3
3/5/2016	0	3936	2016	3
3/5/2016	1	3829.4	2016	3
3/5/2016	2	3794.8	2016	3
3/5/2016	3	3792.1	2016	3
3/5/2016	4	3792.2	2016	3
3/5/2016	5	3821.8	2016	3
3/5/2016	6	3974.2	2016	3
3/5/2016	7	4049.2	2016	3
3/5/2016	8	4121.8	2016	3
3/5/2016	9	4166.8	2016	3
3/5/2016	10	4123.5	2016	3
3/5/2016	11	4054	2016	3
3/5/2016	12	4004.3	2016	3
3/5/2016	13	3860.25	2016	3
3/5/2016	14	3824.15	2016	3
3/5/2016	15	3806.8	2016	3
3/5/2016	16	3804.4	2016	3
3/5/2016	17	3786	2016	3
3/5/2016	18	3877.8	2016	3
3/5/2016	19	3958.65	2016	3
3/5/2016	20	3900.55	2016	3
3/5/2016	21	3797.6	2016	3
3/5/2016	22	3691.1	2016	3
3/5/2016	23	3527.95	2016	3
3/6/2016	0	3445.05	2016	3
3/6/2016	1	3382.9	2016	3
3/6/2016	2	3408.25	2016	3
3/6/2016	3	3458.05	2016	3
3/6/2016	4	3518.5	2016	3
3/6/2016	5	3632	2016	3
3/6/2016	6	3792.1	2016	3
3/6/2016	7	3891.4	2016	3
3/6/2016	8	3918.9	2016	3
3/6/2016	9	3773.7	2016	3
3/6/2016	10	3664.4	2016	3
3/6/2016	11	3481.3	2016	3
3/6/2016	12	3369.4	2016	3
3/6/2016	13	3271.4	2016	3
3/6/2016	14	3202.2	2016	3
3/6/2016	15	3152.4	2016	3
3/6/2016	16	3154.3	2016	3
3/6/2016	17	3235.5	2016	3
3/6/2016	18	3398.05	2016	3
3/6/2016	19	3651.25	2016	3
3/6/2016	20	3683.7	2016	3
3/6/2016	21	3534	2016	3
3/6/2016	22	3363.7	2016	3
3/6/2016	23	3240	2016	3
3/7/2016	0	3139.2	2016	3
3/7/2016	1	3183.8	2016	3
3/7/2016	2	3204.2	2016	3
3/7/2016	3	3182.5	2016	3
3/7/2016	4	3281.8	2016	3
3/7/2016	5	3457.5	2016	3
3/7/2016	6	3936.5	2016	3
3/7/2016	7	4110.709	2016	3
3/7/2016	8	4089.9	2016	3
3/7/2016	9	4024.6	2016	3
3/7/2016	10	3998.8	2016	3
3/7/2016	11	3927.3	2016	3
3/7/2016	12	3788	2016	3
3/7/2016	13	3725.7	2016	3

Day	Hr	Total	Year	Month
3/7/2016	14	3680.2	2016	3
3/7/2016	15	3672.312	2016	3
3/7/2016	16	3635.5	2016	3
3/7/2016	17	3647.05	2016	3
3/7/2016	18	3788.15	2016	3
3/7/2016	19	3932.5	2016	3
3/7/2016	20	3863.2	2016	3
3/7/2016	21	3709.9	2016	3
3/7/2016	22	3459.8	2016	3
3/7/2016	23	3248.7	2016	3
3/8/2016	0	3133.4	2016	3
3/8/2016	1	2967.3	2016	3
3/8/2016	2	2905.5	2016	3
3/8/2016	3	2913.2	2016	3
3/8/2016	4	2967.7	2016	3
3/8/2016	5	3173.2	2016	3
3/8/2016	6	3589.6	2016	3
3/8/2016	7	3796.8	2016	3
3/8/2016	8	3772.4	2016	3
3/8/2016	9	3739.6	2016	3
3/8/2016	10	3683.509	2016	3
3/8/2016	11	3695.85	2016	3
3/8/2016	12	3728.7	2016	3
3/8/2016	13	3697.6	2016	3
3/8/2016	14	3695.25	2016	3
3/8/2016	15	3680.4	2016	3
3/8/2016	16	3628.4	2016	3
3/8/2016	17	3604.2	2016	3
3/8/2016	18	3650.2	2016	3
3/8/2016	19	3862	2016	3
3/8/2016	20	3802	2016	3
3/8/2016	21	3624.15	2016	3
3/8/2016	22	3398.45	2016	3
3/8/2016	23	3190.7	2016	3
3/9/2016	0	3039.8	2016	3
3/9/2016	1	2924	2016	3
3/9/2016	2	2854.6	2016	3
3/9/2016	3	2821	2016	3
3/9/2016	4	2855.2	2016	3
3/9/2016	5	3028.8	2016	3
3/9/2016	6	3497.4	2016	3
3/9/2016	7	3681.6	2016	3
3/9/2016	8	3764.7	2016	3
3/9/2016	9	3713	2016	3
3/9/2016	10	3692.5	2016	3
3/9/2016	11	3715	2016	3
3/9/2016	12	3730.8	2016	3
3/9/2016	13	3661.45	2016	3
3/9/2016	14	3686.15	2016	3
3/9/2016	15	3670.7	2016	3
3/9/2016	16	3698.1	2016	3
3/9/2016	17	3650.6	2016	3
3/9/2016	18	3664.3	2016	3
3/9/2016	19	3791.6	2016	3
3/9/2016	20	3740.55	2016	3
3/9/2016	21	3648.45	2016	3
3/9/2016	22	3398.5	2016	3
3/9/2016	23	3157.5	2016	3
3/10/2016	0	2989.2	2016	3
3/10/2016	1	2846.5	2016	3
3/10/2016	2	2795.4	2016	3
3/10/2016	3	2725.1	2016	3
3/10/2016	4	2753.2	2016	3
3/10/2016	5	3015.9	2016	3

Day	Hr	Total	Year	Month
3/10/2016	6	3334.2	2016	3
3/10/2016	7	3628.3	2016	3
3/10/2016	8	3644.6	2016	3
3/10/2016	9	3631.1	2016	3
3/10/2016	10	3659.1	2016	3
3/10/2016	11	3683.5	2016	3
3/10/2016	12	3826.3	2016	3
3/10/2016	13	3730.1	2016	3
3/10/2016	14	3730.9	2016	3
3/10/2016	15	3659.25	2016	3
3/10/2016	16	3622.9	2016	3
3/10/2016	17	3648.65	2016	3
3/10/2016	18	3819.05	2016	3
3/10/2016	19	3829.95	2016	3
3/10/2016	20	3811.2	2016	3
3/10/2016	21	3608.6	2016	3
3/10/2016	22	3435.7	2016	3
3/10/2016	23	3152.4	2016	3
3/11/2016	0	3021.4	2016	3
3/11/2016	1	2877	2016	3
3/11/2016	2	2820	2016	3
3/11/2016	3	2720.5	2016	3
3/11/2016	4	2758.2	2016	3
3/11/2016	5	2926.3	2016	3
3/11/2016	6	3400.4	2016	3
3/11/2016	7	3566.3	2016	3
3/11/2016	8	3620.7	2016	3
3/11/2016	9	3725.55	2016	3
3/11/2016	10	3735.85	2016	3
3/11/2016	11	3703.6	2016	3
3/11/2016	12	3697.7	2016	3
3/11/2016	13	3642.9	2016	3
3/11/2016	14	3559	2016	3
3/11/2016	15	3511.7	2016	3
3/11/2016	16	3454.6	2016	3
3/11/2016	17	3396.5	2016	3
3/11/2016	18	3441.206	2016	3
3/11/2016	19	3636.8	2016	3
3/11/2016	20	3583.6	2016	3
3/11/2016	21	3429.1	2016	3
3/11/2016	22	3312.2	2016	3
3/11/2016	23	3154.6	2016	3
3/12/2016	0	2999.4	2016	3
3/12/2016	1	2843.7	2016	3
3/12/2016	2	2694	2016	3
3/12/2016	3	2649.9	2016	3
3/12/2016	4	2625	2016	3
3/12/2016	5	2689.8	2016	3
3/12/2016	6	2812.9	2016	3
3/12/2016	7	2947.4	2016	3
3/12/2016	8	3092.9	2016	3
3/12/2016	9	3209.2	2016	3
3/12/2016	10	3273.8	2016	3
3/12/2016	11	3260.2	2016	3
3/12/2016	12	3222.7	2016	3
3/12/2016	13	3199.6	2016	3
3/12/2016	14	3208.2	2016	3
3/12/2016	15	3228.1	2016	3
3/12/2016	16	3208	2016	3
3/12/2016	17	3238.9	2016	3
3/12/2016	18	3301	2016	3
3/12/2016	19	3376.8	2016	3
3/12/2016	20	3323.3	2016	3
3/12/2016	21	3197.7	2016	3

Day	Hr	Total	Year	Month
3/12/2016	22	3041.55	2016	3
3/12/2016	23	2846.05	2016	3
3/13/2016	0	2707.4	2016	3
3/13/2016	1	2598.15	2016	3
3/13/2016	2	2521.95	2016	3
3/13/2016	3	2504.5	2016	3
3/13/2016	4	2550.4	2016	3
3/13/2016	5	2570.4	2016	3
3/13/2016	6	2697.9	2016	3
3/13/2016	7	2812.35	2016	3
3/13/2016	8	2914.15	2016	3
3/13/2016	9	3040	2016	3
3/13/2016	10	3087.05	2016	3
3/13/2016	11	3113.65	2016	3
3/13/2016	12	3146.9	2016	3
3/13/2016	13	3112.15	2016	3
3/13/2016	14	3076.65	2016	3
3/13/2016	15	3150.3	2016	3
3/13/2016	16	3144.9	2016	3
3/13/2016	17	3197.1	2016	3
3/13/2016	18	3223.45	2016	3
3/13/2016	19	3428.75	2016	3
3/13/2016	20	3330.8	2016	3
3/13/2016	21	3174.7	2016	3
3/13/2016	22	2926.5	2016	3
3/13/2016	23	2767.7	2016	3
3/14/2016	0	2689.9	2016	3
3/14/2016	1	2632.4	2016	3
3/14/2016	2	2594.6	2016	3
3/14/2016	3	2643.25	2016	3
3/14/2016	4	2883.15	2016	3
3/14/2016	5	3262	2016	3
3/14/2016	6	3590.7	2016	3
3/14/2016	7	3595.9	2016	3
3/14/2016	8	3651.85	2016	3
3/14/2016	9	3695.45	2016	3
3/14/2016	10	3700.15	2016	3
3/14/2016	11	3685.05	2016	3
3/14/2016	12	3678.9	2016	3
3/14/2016	13	3679.6	2016	3
3/14/2016	14	3665.5	2016	3
3/14/2016	15	3592.35	2016	3
3/14/2016	16	3626.85	2016	3
3/14/2016	17	3610.25	2016	3
3/14/2016	18	3624.25	2016	3
3/14/2016	19	3782	2016	3
3/14/2016	20	3638.1	2016	3
3/14/2016	21	3392	2016	3
3/14/2016	22	3151.6	2016	3
3/14/2016	23	2900.1	2016	3
3/15/2016	0	2803.85	2016	3
3/15/2016	1	2789.35	2016	3
3/15/2016	2	2781.9	2016	3
3/15/2016	3	2790.2	2016	3
3/15/2016	4	2964.7	2016	3
3/15/2016	5	3367.2	2016	3
3/15/2016	6	3614	2016	3
3/15/2016	7	3597	2016	3
3/15/2016	8	3617.5	2016	3
3/15/2016	9	3710.3	2016	3
3/15/2016	10	3679.6	2016	3
3/15/2016	11	3758.7	2016	3
3/15/2016	12	3804.2	2016	3
3/15/2016	13	3762.7	2016	3

Day	Hr	Total	Year	Month
3/15/2016	14	3787.574	2016	3
3/15/2016	15	3779.6	2016	3
3/15/2016	16	3850.6	2016	3
3/15/2016	17	3801.6	2016	3
3/15/2016	18	3764.3	2016	3
3/15/2016	19	3938.2	2016	3
3/15/2016	20	3927.45	2016	3
3/15/2016	21	3675.05	2016	3
3/15/2016	22	3383.25	2016	3
3/15/2016	23	3156.05	2016	3
3/16/2016	0	3003.4	2016	3
3/16/2016	1	2930.8	2016	3
3/16/2016	2	2849.8	2016	3
3/16/2016	3	2858	2016	3
3/16/2016	4	2997.2	2016	3
3/16/2016	5	3358.5	2016	3
3/16/2016	6	3577.1	2016	3
3/16/2016	7	3613.4	2016	3
3/16/2016	8	3663.9	2016	3
3/16/2016	9	3698.2	2016	3
3/16/2016	10	3704.9	2016	3
3/16/2016	11	3767.8	2016	3
3/16/2016	12	3739.9	2016	3
3/16/2016	13	3766.3	2016	3
3/16/2016	14	3705.56	2016	3
3/16/2016	15	3655.159	2016	3
3/16/2016	16	3680.559	2016	3
3/16/2016	17	3598.009	2016	3
3/16/2016	18	3607.208	2016	3
3/16/2016	19	3798.159	2016	3
3/16/2016	20	3685.559	2016	3
3/16/2016	21	3418.559	2016	3
3/16/2016	22	3211.058	2016	3
3/16/2016	23	3061.209	2016	3
3/17/2016	0	2936.208	2016	3
3/17/2016	1	2866.858	2016	3
3/17/2016	2	2845.208	2016	3
3/17/2016	3	2858.308	2016	3
3/17/2016	4	3033.157	2016	3
3/17/2016	5	3422.257	2016	3
3/17/2016	6	3743.658	2016	3
3/17/2016	7	3738.907	2016	3
3/17/2016	8	3758.658	2016	3
3/17/2016	9	3760.808	2016	3
3/17/2016	10	3711.676	2016	3
3/17/2016	11	3697.777	2016	3
3/17/2016	12	3678.328	2016	3
3/17/2016	13	3651.177	2016	3
3/17/2016	14	3607.477	2016	3
3/17/2016	15	3510.777	2016	3
3/17/2016	16	3451.977	2016	3
3/17/2016	17	3457.828	2016	3
3/17/2016	18	3474.128	2016	3
3/17/2016	19	3701.128	2016	3
3/17/2016	20	3595.477	2016	3
3/17/2016	21	3393.977	2016	3
3/17/2016	22	3194.425	2016	3
3/17/2016	23	3029.222	2016	3
3/18/2016	0	2980.456	2016	3
3/18/2016	1	2958.168	2016	3
3/18/2016	2	2947.769	2016	3
3/18/2016	3	3033.968	2016	3
3/18/2016	4	3188.767	2016	3
3/18/2016	5	3630.717	2016	3

Day	Hr	Total	Year	Month
3/18/2016	6	3978.015	2016	3
3/18/2016	7	3936.867	2016	3
3/18/2016	8	3846.122	2016	3
3/18/2016	9	3777.527	2016	3
3/18/2016	10	3709.161	2016	3
3/18/2016	11	3673.377	2016	3
3/18/2016	12	3652.678	2016	3
3/18/2016	13	3592.078	2016	3
3/18/2016	14	3541.584	2016	3
3/18/2016	15	3473.875	2016	3
3/18/2016	16	3407.376	2016	3
3/18/2016	17	3412.977	2016	3
3/18/2016	18	3397.275	2016	3
3/18/2016	19	3552.472	2016	3
3/18/2016	20	3429.971	2016	3
3/18/2016	21	3315.704	2016	3
3/18/2016	22	3147.019	2016	3
3/18/2016	23	3025.466	2016	3
3/19/2016	0	2888.572	2016	3
3/19/2016	1	2839.966	2016	3
3/19/2016	2	2779.166	2016	3
3/19/2016	3	2820.665	2016	3
3/19/2016	4	2840.666	2016	3
3/19/2016	5	3046.964	2016	3
3/19/2016	6	3201.048	2016	3
3/19/2016	7	3375.164	2016	3
3/19/2016	8	3527.865	2016	3
3/19/2016	9	3592.364	2016	3
3/19/2016	10	3625.565	2016	3
3/19/2016	11	3567.065	2016	3
3/19/2016	12	3479.666	2016	3
3/19/2016	13	3444.052	2016	3
3/19/2016	14	3408.462	2016	3
3/19/2016	15	3419.916	2016	3
3/19/2016	16	3453.916	2016	3
3/19/2016	17	3366.867	2016	3
3/19/2016	18	3396.866	2016	3
3/19/2016	19	3591.566	2016	3
3/19/2016	20	3516.265	2016	3
3/19/2016	21	3464.151	2016	3
3/19/2016	22	3290.061	2016	3
3/19/2016	23	3186.665	2016	3
3/20/2016	0	3080.666	2016	3
3/20/2016	1	2975.065	2016	3
3/20/2016	2	3030.765	2016	3
3/20/2016	3	2985.364	2016	3
3/20/2016	4	3082.764	2016	3
3/20/2016	5	3306.598	2016	3
3/20/2016	6	3416.312	2016	3
3/20/2016	7	3502.064	2016	3
3/20/2016	8	3529.064	2016	3
3/20/2016	9	3476.564	2016	3
3/20/2016	10	3375.016	2016	3
3/20/2016	11	3349.611	2016	3
3/20/2016	12	3358.605	2016	3
3/20/2016	13	3249.018	2016	3
3/20/2016	14	3273.467	2016	3
3/20/2016	15	3211.117	2016	3
3/20/2016	16	3234.317	2016	3
3/20/2016	17	3307.766	2016	3
3/20/2016	18	3445.717	2016	3
3/20/2016	19	3732.456	2016	3
3/20/2016	20	3694.806	2016	3
3/20/2016	21	3553.865	2016	3

Day	Hr	Total	Year	Month
3/20/2016	22	3461.916	2016	3
3/20/2016	23	3306.715	2016	3
3/21/2016	0	3229.963	2016	3
3/21/2016	1	3211.863	2016	3
3/21/2016	2	3352.757	2016	3
3/21/2016	3	3403.651	2016	3
3/21/2016	4	3656.562	2016	3
3/21/2016	5	4249.764	2016	3
3/21/2016	6	4494.262	2016	3
3/21/2016	7	4485.712	2016	3
3/21/2016	8	4378.915	2016	3
3/21/2016	9	4205.206	2016	3
3/21/2016	10	4136.662	2016	3
3/21/2016	11	4036.421	2016	3
3/21/2016	12	3926.075	2016	3
3/21/2016	13	3790.925	2016	3
3/21/2016	14	3694.028	2016	3
3/21/2016	15	3612.577	2016	3
3/21/2016	16	3550.576	2016	3
3/21/2016	17	3595.014	2016	3
3/21/2016	18	3688.013	2016	3
3/21/2016	19	3895.769	2016	3
3/21/2016	20	3871.668	2016	3
3/21/2016	21	3732.768	2016	3
3/21/2016	22	3560.416	2016	3
3/21/2016	23	3405.817	2016	3
3/22/2016	0	3324.166	2016	3
3/22/2016	1	3374.848	2016	3
3/22/2016	2	3395.664	2016	3
3/22/2016	3	3406.665	2016	3
3/22/2016	4	3637.764	2016	3
3/22/2016	5	4150.163	2016	3
3/22/2016	6	4378.564	2016	3
3/22/2016	7	4336.862	2016	3
3/22/2016	8	4274.153	2016	3
3/22/2016	9	4108.068	2016	3
3/22/2016	10	4003.469	2016	3
3/22/2016	11	3906.17	2016	3
3/22/2016	12	3737.121	2016	3
3/22/2016	13	3704.622	2016	3
3/22/2016	14	3623.277	2016	3
3/22/2016	15	3561.978	2016	3
3/22/2016	16	3496.476	2016	3
3/22/2016	17	3536.409	2016	3
3/22/2016	18	3572.575	2016	3
3/22/2016	19	3792.472	2016	3
3/22/2016	20	3702.271	2016	3
3/22/2016	21	3492.521	2016	3
3/22/2016	22	3296.12	2016	3
3/22/2016	23	3073.22	2016	3
3/23/2016	0	3023.171	2016	3
3/23/2016	1	2959.87	2016	3
3/23/2016	2	2895.609	2016	3
3/23/2016	3	2942.713	2016	3
3/23/2016	4	3106.172	2016	3
3/23/2016	5	3577.673	2016	3
3/23/2016	6	3829.7	2016	3
3/23/2016	7	3790.039	2016	3
3/23/2016	8	3799.67	2016	3
3/23/2016	9	3805.369	2016	3
3/23/2016	10	3770.27	2016	3
3/23/2016	11	3709.957	2016	3
3/23/2016	12	3710.117	2016	3
3/23/2016	13	3638.222	2016	3

Day	Hr	Total	Year	Month
3/23/2016	14	3566.721	2016	3
3/23/2016	15	3505.522	2016	3
3/23/2016	16	3477.276	2016	3
3/23/2016	17	3469.478	2016	3
3/23/2016	18	3521.227	2016	3
3/23/2016	19	3663.578	2016	3
3/23/2016	20	3638.427	2016	3
3/23/2016	21	3407.266	2016	3
3/23/2016	22	3182.269	2016	3
3/23/2016	23	2983.573	2016	3
3/24/2016	0	2881.177	2016	3
3/24/2016	1	2810.076	2016	3
3/24/2016	2	2764.273	2016	3
3/24/2016	3	2804.025	2016	3
3/24/2016	4	2951.925	2016	3
3/24/2016	5	3378.076	2016	3
3/24/2016	6	3634.975	2016	3
3/24/2016	7	3600.868	2016	3
3/24/2016	8	3634.762	2016	3
3/24/2016	9	3659.274	2016	3
3/24/2016	10	3695.126	2016	3
3/24/2016	11	3690.721	2016	3
3/24/2016	12	3675.972	2016	3
3/24/2016	13	3651.97	2016	3
3/24/2016	14	3612.372	2016	3
3/24/2016	15	3560.275	2016	3
3/24/2016	16	3552.523	2016	3
3/24/2016	17	3572.324	2016	3
3/24/2016	18	3593.361	2016	3
3/24/2016	19	3654.124	2016	3
3/24/2016	20	3563.021	2016	3
3/24/2016	21	3342.273	2016	3
3/24/2016	22	3106.469	2016	3
3/24/2016	23	2916.268	2016	3
3/25/2016	0	2841.866	2016	3
3/25/2016	1	2791.067	2016	3
3/25/2016	2	2750.962	2016	3
3/25/2016	3	2791.451	2016	3
3/25/2016	4	2957.765	2016	3
3/25/2016	5	3283.264	2016	3
3/25/2016	6	3582.965	2016	3
3/25/2016	7	3656.563	2016	3
3/25/2016	8	3730.265	2016	3
3/25/2016	9	3759.865	2016	3
3/25/2016	10	3756.153	2016	3
3/25/2016	11	3750.459	2016	3
3/25/2016	12	3678.466	2016	3
3/25/2016	13	3627.466	2016	3
3/25/2016	14	3525.466	2016	3
3/25/2016	15	3458.265	2016	3
3/25/2016	16	3435.766	2016	3
3/25/2016	17	3381.766	2016	3
3/25/2016	18	3399.151	2016	3
3/25/2016	19	3566.866	2016	3
3/25/2016	20	3593.965	2016	3
3/25/2016	21	3486.065	2016	3
3/25/2016	22	3372.363	2016	3
3/25/2016	23	3290.462	2016	3
3/26/2016	0	3222.662	2016	3
3/26/2016	1	3203.199	2016	3
3/26/2016	2	3203.107	2016	3
3/26/2016	3	3220.263	2016	3
3/26/2016	4	3301.662	2016	3
3/26/2016	5	3460.363	2016	3

Day	Hr	Total	Year	Month
3/26/2016	6	3586.562	2016	3
3/26/2016	7	3658.26	2016	3
3/26/2016	8	3558.05	2016	3
3/26/2016	9	3408.467	2016	3
3/26/2016	10	3296.923	2016	3
3/26/2016	11	3166.324	2016	3
3/26/2016	12	3073.176	2016	3
3/26/2016	13	2999.579	2016	3
3/26/2016	14	2932.228	2016	3
3/26/2016	15	2945.626	2016	3
3/26/2016	16	2945.518	2016	3
3/26/2016	17	2956.269	2016	3
3/26/2016	18	2971.629	2016	3
3/26/2016	19	3149.977	2016	3
3/26/2016	20	3090.277	2016	3
3/26/2016	21	2992.474	2016	3
3/26/2016	22	2832.674	2016	3
3/26/2016	23	2670.523	2016	3
3/27/2016	0	2582.723	2016	3
3/27/2016	1	2503.258	2016	3
3/27/2016	2	2530.059	2016	3
3/27/2016	3	2516.968	2016	3
3/27/2016	4	2579.218	2016	3
3/27/2016	5	2696.817	2016	3
3/27/2016	6	2815.367	2016	3
3/27/2016	7	2970.168	2016	3
3/27/2016	8	3039.172	2016	3
3/27/2016	9	3018.675	2016	3
3/27/2016	10	2971.315	2016	3
3/27/2016	11	2948.828	2016	3
3/27/2016	12	2923.979	2016	3
3/27/2016	13	2829.38	2016	3
3/27/2016	14	2821.68	2016	3
3/27/2016	15	2826.679	2016	3
3/27/2016	16	2849.079	2016	3
3/27/2016	17	2864.629	2016	3
3/27/2016	18	2961.728	2016	3
3/27/2016	19	3170.375	2016	3
3/27/2016	20	3124.277	2016	3
3/27/2016	21	2957.77	2016	3
3/27/2016	22	2746.754	2016	3
3/27/2016	23	2545.674	2016	3
3/28/2016	0	2447.367	2016	3
3/28/2016	1	2413.267	2016	3
3/28/2016	2	2424.27	2016	3
3/28/2016	3	2504.466	2016	3
3/28/2016	4	2716.667	2016	3
3/28/2016	5	3081.865	2016	3
3/28/2016	6	3452.549	2016	3
3/28/2016	7	3530.065	2016	3
3/28/2016	8	3631.567	2016	3
3/28/2016	9	3663.968	2016	3
3/28/2016	10	3693.069	2016	3
3/28/2016	11	3663.975	2016	3
3/28/2016	12	3602.877	2016	3
3/28/2016	13	3537.4	2016	3
3/28/2016	14	3456.169	2016	3
3/28/2016	15	3392.369	2016	3
3/28/2016	16	3358.878	2016	3
3/28/2016	17	3354.277	2016	3
3/28/2016	18	3387.376	2016	3
3/28/2016	19	3572.976	2016	3
3/28/2016	20	3514.074	2016	3
3/28/2016	21	3343.073	2016	3

Day	Hr	Total	Year	Month
3/28/2016	22	3176.165	2016	3
3/28/2016	23	3040.462	2016	3
3/29/2016	0	2963.051	2016	3
3/29/2016	1	2941.967	2016	3
3/29/2016	2	2926.466	2016	3
3/29/2016	3	2996.364	2016	3
3/29/2016	4	3246.265	2016	3
3/29/2016	5	3681.265	2016	3
3/29/2016	6	3974.364	2016	3
3/29/2016	7	3951.756	2016	3
3/29/2016	8	3861.553	2016	3
3/29/2016	9	3795.665	2016	3
3/29/2016	10	3736.966	2016	3
3/29/2016	11	3642.465	2016	3
3/29/2016	12	3580.469	2016	3
3/29/2016	13	3546.373	2016	3
3/29/2016	14	3474.076	2016	3
3/29/2016	15	3409.474	2016	3
3/29/2016	16	3388.459	2016	3
3/29/2016	17	3345.975	2016	3
3/29/2016	18	3399.974	2016	3
3/29/2016	19	3594.074	2016	3
3/29/2016	20	3559.472	2016	3
3/29/2016	21	3368.37	2016	3
3/29/2016	22	3191.571	2016	3
3/29/2016	23	3064.873	2016	3
3/30/2016	0	2997.661	2016	3
3/30/2016	1	2982.155	2016	3
3/30/2016	2	2990.767	2016	3
3/30/2016	3	3027.917	2016	3
3/30/2016	4	3231.317	2016	3
3/30/2016	5	3663.516	2016	3
3/30/2016	6	3898.515	2016	3
3/30/2016	7	3864.566	2016	3
3/30/2016	8	3757.768	2016	3
3/30/2016	9	3735.662	2016	3
3/30/2016	10	3670.377	2016	3
3/30/2016	11	3624.878	2016	3
3/30/2016	12	3602.379	2016	3
3/30/2016	13	3544.028	2016	3
3/30/2016	14	3502.329	2016	3
3/30/2016	15	3497.079	2016	3
3/30/2016	16	3458.379	2016	3
3/30/2016	17	3453.278	2016	3
3/30/2016	18	3451.478	2016	3
3/30/2016	19	3625.126	2016	3
3/30/2016	20	3545.573	2016	3
3/30/2016	21	3306.961	2016	3
3/30/2016	22	3057.975	2016	3
3/30/2016	23	2888.227	2016	3
3/31/2016	0	2792.926	2016	3
3/31/2016	1	2699.773	2016	3
3/31/2016	2	2599.275	2016	3
3/31/2016	3	2628.376	2016	3
3/31/2016	4	2811.771	2016	3
3/31/2016	5	3169.125	2016	3
3/31/2016	6	3458.81	2016	3
3/31/2016	7	3513.759	2016	3
3/31/2016	8	3567.069	2016	3
3/31/2016	9	3614.958	2016	3
3/31/2016	10	3637.221	2016	3
3/31/2016	11	3623.521	2016	3
3/31/2016	12	3616.577	2016	3
3/31/2016	13	3606.476	2016	3

Day	Hr	Total	Year	Month
3/31/2016	14	3634.378	2016	3
3/31/2016	15	3580.175	2016	3
3/31/2016	16	3562.571	2016	3
3/31/2016	17	3568.763	2016	3
3/31/2016	18	3542.875	2016	3
3/31/2016	19	3582.975	2016	3
3/31/2016	20	3544.477	2016	3
3/31/2016	21	3338.776	2016	3
3/31/2016	22	3143.677	2016	3
3/31/2016	23	2972.276	2016	3
4/1/2016	0	2854.676	2016	4
4/1/2016	1	2769.376	2016	4
4/1/2016	2	2720.364	2016	4
4/1/2016	3	2740.068	2016	4
4/1/2016	4	2839.075	2016	4
4/1/2016	5	3197.974	2016	4
4/1/2016	6	3375.77	2016	4
4/1/2016	7	3436.425	2016	4
4/1/2016	8	3510.926	2016	4
4/1/2016	9	3502.277	2016	4
4/1/2016	10	3535.976	2016	4
4/1/2016	11	3509.873	2016	4
4/1/2016	12	3537.561	2016	4
4/1/2016	13	3503.978	2016	4
4/1/2016	14	3435.477	2016	4
4/1/2016	15	3356.276	2016	4
4/1/2016	16	3249.677	2016	4
4/1/2016	17	3283.776	2016	4
4/1/2016	18	3210.376	2016	4
4/1/2016	19	3357.374	2016	4
4/1/2016	20	3328.023	2016	4
4/1/2016	21	3230.415	2016	4
4/1/2016	22	3012.664	2016	4
4/1/2016	23	2894.67	2016	4
4/2/2016	0	2768.071	2016	4
4/2/2016	1	2715.268	2016	4
4/2/2016	2	2669.367	2016	4
4/2/2016	3	2699.467	2016	4
4/2/2016	4	2780.866	2016	4
4/2/2016	5	2938.963	2016	4
4/2/2016	6	3016.849	2016	4
4/2/2016	7	3183.665	2016	4
4/2/2016	8	3258.467	2016	4
4/2/2016	9	3295.673	2016	4
4/2/2016	10	3267.667	2016	4
4/2/2016	11	3242.368	2016	4
4/2/2016	12	3151.569	2016	4
4/2/2016	13	3138.369	2016	4
4/2/2016	14	3072.855	2016	4
4/2/2016	15	3071.268	2016	4
4/2/2016	16	3096.567	2016	4
4/2/2016	17	3101.968	2016	4
4/2/2016	18	3151.466	2016	4
4/2/2016	19	3342.065	2016	4
4/2/2016	20	3369.364	2016	4
4/2/2016	21	3331.956	2016	4
4/2/2016	22	3174.904	2016	4
4/2/2016	23	3065.013	2016	4
4/3/2016	0	3006.163	2016	4
4/3/2016	1	2987.57	2016	4
4/3/2016	2	3034.161	2016	4
4/3/2016	3	3055.962	2016	4
4/3/2016	4	3159.251	2016	4
4/3/2016	5	3286.053	2016	4

Day	Hr	Total	Year	Month
4/3/2016	6	3393.361	2016	4
4/3/2016	7	3492.162	2016	4
4/3/2016	8	3442.866	2016	4
4/3/2016	9	3370.268	2016	4
4/3/2016	10	3249.17	2016	4
4/3/2016	11	3095.862	2016	4
4/3/2016	12	3025.869	2016	4
4/3/2016	13	2951.476	2016	4
4/3/2016	14	2899.477	2016	4
4/3/2016	15	2875.876	2016	4
4/3/2016	16	2903.476	2016	4
4/3/2016	17	2925.774	2016	4
4/3/2016	18	2968.772	2016	4
4/3/2016	19	3139.974	2016	4
4/3/2016	20	3223.656	2016	4
4/3/2016	21	3132.467	2016	4
4/3/2016	22	3003.369	2016	4
4/3/2016	23	2863.269	2016	4
4/4/2016	0	2766.768	2016	4
4/4/2016	1	2736.568	2016	4
4/4/2016	2	2766.968	2016	4
4/4/2016	3	2842.268	2016	4
4/4/2016	4	3073.758	2016	4
4/4/2016	5	3416.76	2016	4
4/4/2016	6	3609.019	2016	4
4/4/2016	7	3679.019	2016	4
4/4/2016	8	3684.825	2016	4
4/4/2016	9	3710.126	2016	4
4/4/2016	10	3721.877	2016	4
4/4/2016	11	3691.977	2016	4
4/4/2016	12	3650.878	2016	4
4/4/2016	13	3612.379	2016	4
4/4/2016	14	3564.177	2016	4
4/4/2016	15	3472.757	2016	4
4/4/2016	16	3430.07	2016	4
4/4/2016	17	3492.971	2016	4
4/4/2016	18	3448.569	2016	4
4/4/2016	19	3606.565	2016	4
4/4/2016	20	3598.216	2016	4
4/4/2016	21	3449.714	2016	4
4/4/2016	22	3298.465	2016	4
4/4/2016	23	3183.556	2016	4
4/5/2016	0	3129.502	2016	4
4/5/2016	1	3140.113	2016	4
4/5/2016	2	3136.763	2016	4
4/5/2016	3	3207.113	2016	4
4/5/2016	4	3472.163	2016	4
4/5/2016	5	3823.012	2016	4
4/5/2016	6	4076.948	2016	4
4/5/2016	7	4133.958	2016	4
4/5/2016	8	4102.863	2016	4
4/5/2016	9	4060.164	2016	4
4/5/2016	10	3975.277	2016	4
4/5/2016	11	3913.265	2016	4
4/5/2016	12	3827.961	2016	4
4/5/2016	13	3752.354	2016	4
4/5/2016	14	3668.467	2016	4
4/5/2016	15	3563.667	2016	4
4/5/2016	16	3520.967	2016	4
4/5/2016	17	3497.766	2016	4
4/5/2016	18	3531.666	2016	4
4/5/2016	19	3810.965	2016	4
4/5/2016	20	3814.957	2016	4
4/5/2016	21	3659.654	2016	4

Day	Hr	Total	Year	Month
4/5/2016	22	3525.363	2016	4
4/5/2016	23	3411.164	2016	4
4/6/2016	0	3322.963	2016	4
4/6/2016	1	3336.812	2016	4
4/6/2016	2	3303.062	2016	4
4/6/2016	3	3351.009	2016	4
4/6/2016	4	3464.546	2016	4
4/6/2016	5	3828.208	2016	4
4/6/2016	6	4067.262	2016	4
4/6/2016	7	4025.762	2016	4
4/6/2016	8	4043.762	2016	4
4/6/2016	9	3999.713	2016	4
4/6/2016	10	3938.257	2016	4
4/6/2016	11	3836.503	2016	4
4/6/2016	12	3787.165	2016	4
4/6/2016	13	3758.065	2016	4
4/6/2016	14	3685.264	2016	4
4/6/2016	15	3652.465	2016	4
4/6/2016	16	3654.263	2016	4
4/6/2016	17	3642.362	2016	4
4/6/2016	18	3703.364	2016	4
4/6/2016	19	3778.25	2016	4
4/6/2016	20	3707.605	2016	4
4/6/2016	21	3503.913	2016	4
4/6/2016	22	3316.065	2016	4
4/6/2016	23	3143.566	2016	4
4/7/2016	0	3001.065	2016	4
4/7/2016	1	2988.116	2016	4
4/7/2016	2	3015.315	2016	4
4/7/2016	3	3037.951	2016	4
4/7/2016	4	3205.359	2016	4
4/7/2016	5	3549.962	2016	4
4/7/2016	6	3796.466	2016	4
4/7/2016	7	3875.76	2016	4
4/7/2016	8	3922.165	2016	4
4/7/2016	9	3964.567	2016	4
4/7/2016	10	3909.564	2016	4
4/7/2016	11	3929.751	2016	4
4/7/2016	12	3923.068	2016	4
4/7/2016	13	3881.768	2016	4
4/7/2016	14	3840.531	2016	4
4/7/2016	15	3802.418	2016	4
4/7/2016	16	3809.568	2016	4
4/7/2016	17	3826.369	2016	4
4/7/2016	18	3864.411	2016	4
4/7/2016	19	3971.708	2016	4
4/7/2016	20	3917.367	2016	4
4/7/2016	21	3773.868	2016	4
4/7/2016	22	3572.565	2016	4
4/7/2016	23	3417.665	2016	4
4/8/2016	0	3354.015	2016	4
4/8/2016	1	3332.113	2016	4
4/8/2016	2	3300.046	2016	4
4/8/2016	3	3371.663	2016	4
4/8/2016	4	3629.663	2016	4
4/8/2016	5	4024.463	2016	4
4/8/2016	6	4180.164	2016	4
4/8/2016	7	4137.765	2016	4
4/8/2016	8	4143.058	2016	4
4/8/2016	9	4118.354	2016	4
4/8/2016	10	4087.317	2016	4
4/8/2016	11	4030.818	2016	4
4/8/2016	12	3984.02	2016	4
4/8/2016	13	3896.417	2016	4

Day	Hr	Total	Year	Month
4/8/2016	14	3838.666	2016	4
4/8/2016	15	3767.812	2016	4
4/8/2016	16	3765.9	2016	4
4/8/2016	17	3745.264	2016	4
4/8/2016	18	3790.563	2016	4
4/8/2016	19	3949.263	2016	4
4/8/2016	20	3922.518	2016	4
4/8/2016	21	3824.713	2016	4
4/8/2016	22	3655.152	2016	4
4/8/2016	23	3541.057	2016	4
4/9/2016	0	3499.577	2016	4
4/9/2016	1	3455.963	2016	4
4/9/2016	2	3429.962	2016	4
4/9/2016	3	3442.361	2016	4
4/9/2016	4	3582.051	2016	4
4/9/2016	5	3710.207	2016	4
4/9/2016	6	3814.212	2016	4
4/9/2016	7	3928.963	2016	4
4/9/2016	8	3999.963	2016	4
4/9/2016	9	3947.913	2016	4
4/9/2016	10	3864.999	2016	4
4/9/2016	11	3708.666	2016	4
4/9/2016	12	3662.817	2016	4
4/9/2016	13	3493.019	2016	4
4/9/2016	14	3456.668	2016	4
4/9/2016	15	3304.769	2016	4
4/9/2016	16	3266.465	2016	4
4/9/2016	17	3258.154	2016	4
4/9/2016	18	3322.323	2016	4
4/9/2016	19	3518.766	2016	4
4/9/2016	20	3580.766	2016	4
4/9/2016	21	3558.163	2016	4
4/9/2016	22	3469.164	2016	4
4/9/2016	23	3387.859	2016	4
4/10/2016	0	3337.148	2016	4
4/10/2016	1	3300.763	2016	4
4/10/2016	2	3325.264	2016	4
4/10/2016	3	3366.764	2016	4
4/10/2016	4	3424.513	2016	4
4/10/2016	5	3498.514	2016	4
4/10/2016	6	3593.449	2016	4
4/10/2016	7	3632.563	2016	4
4/10/2016	8	3689.266	2016	4
4/10/2016	9	3520.765	2016	4
4/10/2016	10	3464.166	2016	4
4/10/2016	11	3293.868	2016	4
4/10/2016	12	3270.959	2016	4
4/10/2016	13	3269.987	2016	4
4/10/2016	14	3169.569	2016	4
4/10/2016	15	3166.218	2016	4
4/10/2016	16	3192.02	2016	4
4/10/2016	17	3285.919	2016	4
4/10/2016	18	3337.921	2016	4
4/10/2016	19	3432.171	2016	4
4/10/2016	20	3387.667	2016	4
4/10/2016	21	3168.155	2016	4
4/10/2016	22	3015.97	2016	4
4/10/2016	23	2895.47	2016	4
4/11/2016	0	2829.669	2016	4
4/11/2016	1	2807.47	2016	4
4/11/2016	2	2795.77	2016	4
4/11/2016	3	2878.571	2016	4
4/11/2016	4	3109.52	2016	4
4/11/2016	5	3442.312	2016	4

Day	Hr	Total	Year	Month
4/11/2016	6	3698.562	2016	4
4/11/2016	7	3743.471	2016	4
4/11/2016	8	3748.772	2016	4
4/11/2016	9	3782.272	2016	4
4/11/2016	10	3745.872	2016	4
4/11/2016	11	3712.873	2016	4
4/11/2016	12	3703.577	2016	4
4/11/2016	13	3677.278	2016	4
4/11/2016	14	3618.277	2016	4
4/11/2016	15	3572.46	2016	4
4/11/2016	16	3534.566	2016	4
4/11/2016	17	3655.173	2016	4
4/11/2016	18	3675.17	2016	4
4/11/2016	19	3758.723	2016	4
4/11/2016	20	3631.818	2016	4
4/11/2016	21	3414.868	2016	4
4/11/2016	22	3223.267	2016	4
4/11/2016	23	3089.56	2016	4
4/12/2016	0	2972.653	2016	4
4/12/2016	1	2902.566	2016	4
4/12/2016	2	2916.366	2016	4
4/12/2016	3	3070.464	2016	4
4/12/2016	4	3307.464	2016	4
4/12/2016	5	3720.263	2016	4
4/12/2016	6	3957.661	2016	4
4/12/2016	7	3958.149	2016	4
4/12/2016	8	3890.764	2016	4
4/12/2016	9	3940.465	2016	4
4/12/2016	10	3869.966	2016	4
4/12/2016	11	3807.667	2016	4
4/12/2016	12	3778.772	2016	4
4/12/2016	13	3660.473	2016	4
4/12/2016	14	3541.664	2016	4
4/12/2016	15	3517.166	2016	4
4/12/2016	16	3549.775	2016	4
4/12/2016	17	3502.273	2016	4
4/12/2016	18	3527.824	2016	4
4/12/2016	19	3735.52	2016	4
4/12/2016	20	3719.822	2016	4
4/12/2016	21	3546.317	2016	4
4/12/2016	22	3347.967	2016	4
4/12/2016	23	3280.251	2016	4
4/13/2016	0	3112.563	2016	4
4/13/2016	1	3092.321	2016	4
4/13/2016	2	3119.965	2016	4
4/13/2016	3	3259.164	2016	4
4/13/2016	4	3495.713	2016	4
4/13/2016	5	4001.864	2016	4
4/13/2016	6	4205.15	2016	4
4/13/2016	7	4116.458	2016	4
4/13/2016	8	4026.865	2016	4
4/13/2016	9	3910.5	2016	4
4/13/2016	10	3799.5	2016	4
4/13/2016	11	3699.1	2016	4
4/13/2016	12	3685.6	2016	4
4/13/2016	13	3680.9	2016	4
4/13/2016	14	3597.75	2016	4
4/13/2016	15	3529.15	2016	4
4/13/2016	16	3540.7	2016	4
4/13/2016	17	3477.1	2016	4
4/13/2016	18	3422.8	2016	4
4/13/2016	19	3558.7	2016	4
4/13/2016	20	3639.2	2016	4
4/13/2016	21	3446.6	2016	4

Day	Hr	Total	Year	Month
4/13/2016	22	3197.7	2016	4
4/13/2016	23	3073	2016	4
4/14/2016	0	2967.5	2016	4
4/14/2016	1	2917.15	2016	4
4/14/2016	2	2883.65	2016	4
4/14/2016	3	2950.3	2016	4
4/14/2016	4	3144.35	2016	4
4/14/2016	5	3569.85	2016	4
4/14/2016	6	3751.9	2016	4
4/14/2016	7	3776.5	2016	4
4/14/2016	8	3729	2016	4
4/14/2016	9	3695.2	2016	4
4/14/2016	10	3697.2	2016	4
4/14/2016	11	3630.95	2016	4
4/14/2016	12	3630.7	2016	4
4/14/2016	13	3669.6	2016	4
4/14/2016	14	3657.45	2016	4
4/14/2016	15	3653.5	2016	4
4/14/2016	16	3609	2016	4
4/14/2016	17	3636	2016	4
4/14/2016	18	3589.95	2016	4
4/14/2016	19	3678.15	2016	4
4/14/2016	20	3680.2	2016	4
4/14/2016	21	3447.6	2016	4
4/14/2016	22	3213.1	2016	4
4/14/2016	23	2982.6	2016	4
4/15/2016	0	2860.9	2016	4
4/15/2016	1	2778.9	2016	4
4/15/2016	2	2718.4	2016	4
4/15/2016	3	2769.1	2016	4
4/15/2016	4	2942.6	2016	4
4/15/2016	5	3289.1	2016	4
4/15/2016	6	3513.9	2016	4
4/15/2016	7	3545.05	2016	4
4/15/2016	8	3590.45	2016	4
4/15/2016	9	3608.3	2016	4
4/15/2016	10	3643.6	2016	4
4/15/2016	11	3681.1	2016	4
4/15/2016	12	3712.9	2016	4
4/15/2016	13	3713.05	2016	4
4/15/2016	14	3804.7	2016	4
4/15/2016	15	3789.55	2016	4
4/15/2016	16	3741.2	2016	4
4/15/2016	17	3689.6	2016	4
4/15/2016	18	3665.2	2016	4
4/15/2016	19	3677.3	2016	4
4/15/2016	20	3648.6	2016	4
4/15/2016	21	3456.8	2016	4
4/15/2016	22	3218.5	2016	4
4/15/2016	23	3017.6	2016	4
4/16/2016	0	2820.7	2016	4
4/16/2016	1	2651.7	2016	4
4/16/2016	2	2616.4	2016	4
4/16/2016	3	2549	2016	4
4/16/2016	4	2610.7	2016	4
4/16/2016	5	2737.3	2016	4
4/16/2016	6	2822.9	2016	4
4/16/2016	7	2980.2	2016	4
4/16/2016	8	3052.2	2016	4
4/16/2016	9	3176.2	2016	4
4/16/2016	10	3234.7	2016	4
4/16/2016	11	3217.35	2016	4
4/16/2016	12	3245.25	2016	4
4/16/2016	13	3286	2016	4

Day	Hr	Total	Year	Month
4/16/2016	14	3327	2016	4
4/16/2016	15	3363.567	2016	4
4/16/2016	16	3404.6	2016	4
4/16/2016	17	3372.95	2016	4
4/16/2016	18	3315.65	2016	4
4/16/2016	19	3344.8	2016	4
4/16/2016	20	3363.6	2016	4
4/16/2016	21	3165.1	2016	4
4/16/2016	22	2912.3	2016	4
4/16/2016	23	2745.5	2016	4
4/17/2016	0	2615.5	2016	4
4/17/2016	1	2530.3	2016	4
4/17/2016	2	2488.25	2016	4
4/17/2016	3	2451.65	2016	4
4/17/2016	4	2466.15	2016	4
4/17/2016	5	2573.95	2016	4
4/17/2016	6	2648.45	2016	4
4/17/2016	7	2808.95	2016	4
4/17/2016	8	2923.3	2016	4
4/17/2016	9	3047.9	2016	4
4/17/2016	10	3110.2	2016	4
4/17/2016	11	3126.85	2016	4
4/17/2016	12	3245.25	2016	4
4/17/2016	13	3346.7	2016	4
4/17/2016	14	3432.9	2016	4
4/17/2016	15	3527.85	2016	4
4/17/2016	16	3660	2016	4
4/17/2016	17	3691.6	2016	4
4/17/2016	18	3656.25	2016	4
4/17/2016	19	3681.1	2016	4
4/17/2016	20	3606.857	2016	4
4/17/2016	21	3340.45	2016	4
4/17/2016	22	3043.6	2016	4
4/17/2016	23	2827.5	2016	4
4/18/2016	0	2645.1	2016	4
4/18/2016	1	2594.8	2016	4
4/18/2016	2	2574.6	2016	4
4/18/2016	3	2624.4	2016	4
4/18/2016	4	2850.9	2016	4
4/18/2016	5	3240.5	2016	4
4/18/2016	6	3464.8	2016	4
4/18/2016	7	3566.35	2016	4
4/18/2016	8	3665.65	2016	4
4/18/2016	9	3751.3	2016	4
4/18/2016	10	3896.6	2016	4
4/18/2016	11	4031.4	2016	4
4/18/2016	12	4137.8	2016	4
4/18/2016	13	4258.7	2016	4
4/18/2016	14	4381.6	2016	4
4/18/2016	15	4460.4	2016	4
4/18/2016	16	4460.2	2016	4
4/18/2016	17	4468.1	2016	4
4/18/2016	18	4347.7	2016	4
4/18/2016	19	4273.5	2016	4
4/18/2016	20	4177.1	2016	4
4/18/2016	21	3846.5	2016	4
4/18/2016	22	3480.7	2016	4
4/18/2016	23	3229.565	2016	4
4/19/2016	0	3046.4	2016	4
4/19/2016	1	2907.7	2016	4
4/19/2016	2	2833.8	2016	4
4/19/2016	3	2800.3	2016	4
4/19/2016	4	2988.7	2016	4
4/19/2016	5	3310.6	2016	4

Day	Hr	Total	Year	Month
4/19/2016	6	3507.056	2016	4
4/19/2016	7	3619.15	2016	4
4/19/2016	8	3663.3	2016	4
4/19/2016	9	3718	2016	4
4/19/2016	10	3820.05	2016	4
4/19/2016	11	3892.15	2016	4
4/19/2016	12	4068.5	2016	4
4/19/2016	13	4249.7	2016	4
4/19/2016	14	4344.7	2016	4
4/19/2016	15	4415.7	2016	4
4/19/2016	16	4411	2016	4
4/19/2016	17	4293.6	2016	4
4/19/2016	18	4206.25	2016	4
4/19/2016	19	4176.65	2016	4
4/19/2016	20	4095.1	2016	4
4/19/2016	21	3769.95	2016	4
4/19/2016	22	3391.655	2016	4
4/19/2016	23	3228.7	2016	4
4/20/2016	0	3013	2016	4
4/20/2016	1	2887.2	2016	4
4/20/2016	2	2819.6	2016	4
4/20/2016	3	2810.2	2016	4
4/20/2016	4	2943.563	2016	4
4/20/2016	5	3364.5	2016	4
4/20/2016	6	3514.1	2016	4
4/20/2016	7	3620.9	2016	4
4/20/2016	8	3743	2016	4
4/20/2016	9	3884.675	2016	4
4/20/2016	10	4015.3	2016	4
4/20/2016	11	4170.99	2016	4
4/20/2016	12	4274.4	2016	4
4/20/2016	13	4442	2016	4
4/20/2016	14	4536.5	2016	4
4/20/2016	15	4596.8	2016	4
4/20/2016	16	4632.2	2016	4
4/20/2016	17	4572.8	2016	4
4/20/2016	18	4459.6	2016	4
4/20/2016	19	4446.35	2016	4
4/20/2016	20	4327.5	2016	4
4/20/2016	21	4004.55	2016	4
4/20/2016	22	3564.6	2016	4
4/20/2016	23	3360.7	2016	4
4/21/2016	0	3117.4	2016	4
4/21/2016	1	2975.6	2016	4
4/21/2016	2	2891.8	2016	4
4/21/2016	3	2928.5	2016	4
4/21/2016	4	3067.1	2016	4
4/21/2016	5	3426.8	2016	4
4/21/2016	6	3633	2016	4
4/21/2016	7	3735.9	2016	4
4/21/2016	8	3777.9	2016	4
4/21/2016	9	3845.1	2016	4
4/21/2016	10	3891	2016	4
4/21/2016	11	3935.6	2016	4
4/21/2016	12	4017.4	2016	4
4/21/2016	13	3998.8	2016	4
4/21/2016	14	3971.1	2016	4
4/21/2016	15	3933	2016	4
4/21/2016	16	3894.4	2016	4
4/21/2016	17	3771	2016	4
4/21/2016	18	3801.55	2016	4
4/21/2016	19	3773.65	2016	4
4/21/2016	20	3688.4	2016	4
4/21/2016	21	3487.8	2016	4

Day	Hr	Total	Year	Month
4/21/2016	22	3239.9	2016	4
4/21/2016	23	3060.9	2016	4
4/22/2016	0	2921.3	2016	4
4/22/2016	1	2827.4	2016	4
4/22/2016	2	2758.9	2016	4
4/22/2016	3	2778.7	2016	4
4/22/2016	4	2909	2016	4
4/22/2016	5	3249.1	2016	4
4/22/2016	6	3422.6	2016	4
4/22/2016	7	3540.3	2016	4
4/22/2016	8	3641	2016	4
4/22/2016	9	3669	2016	4
4/22/2016	10	3680.4	2016	4
4/22/2016	11	3733.9	2016	4
4/22/2016	12	3771.2	2016	4
4/22/2016	13	3710.6	2016	4
4/22/2016	14	3708.2	2016	4
4/22/2016	15	3651.95	2016	4
4/22/2016	16	3603.25	2016	4
4/22/2016	17	3584.9	2016	4
4/22/2016	18	3534.3	2016	4
4/22/2016	19	3529.15	2016	4
4/22/2016	20	3521.85	2016	4
4/22/2016	21	3341.9	2016	4
4/22/2016	22	3133.7	2016	4
4/22/2016	23	2911.9	2016	4
4/23/2016	0	2754.2	2016	4
4/23/2016	1	2616.1	2016	4
4/23/2016	2	2520.2	2016	4
4/23/2016	3	2473.3	2016	4
4/23/2016	4	2547.2	2016	4
4/23/2016	5	2681.5	2016	4
4/23/2016	6	2697.5	2016	4
4/23/2016	7	2879.8	2016	4
4/23/2016	8	3018.3	2016	4
4/23/2016	9	3075.4	2016	4
4/23/2016	10	3129.2	2016	4
4/23/2016	11	3161.7	2016	4
4/23/2016	12	3121.2	2016	4
4/23/2016	13	3074.6	2016	4
4/23/2016	14	3072.05	2016	4
4/23/2016	15	3121.55	2016	4
4/23/2016	16	3209.15	2016	4
4/23/2016	17	3213.95	2016	4
4/23/2016	18	3125.8	2016	4
4/23/2016	19	3182.4	2016	4
4/23/2016	20	3148	2016	4
4/23/2016	21	2991.8	2016	4
4/23/2016	22	2824.4	2016	4
4/23/2016	23	2672.4	2016	4
4/24/2016	0	2543.2	2016	4
4/24/2016	1	2486.95	2016	4
4/24/2016	2	2463.75	2016	4
4/24/2016	3	2452.8	2016	4
4/24/2016	4	2482.8	2016	4
4/24/2016	5	2531.75	2016	4
4/24/2016	6	2614.61	2016	4
4/24/2016	7	2745.2	2016	4
4/24/2016	8	2839.19	2016	4
4/24/2016	9	2921.91	2016	4
4/24/2016	10	3005.55	2016	4
4/24/2016	11	3079.43	2016	4
4/24/2016	12	3110.16	2016	4
4/24/2016	13	3199.77	2016	4

Day	Hr	Total	Year	Month
4/24/2016	14	3276.49	2016	4
4/24/2016	15	3459.76	2016	4
4/24/2016	16	3537.95	2016	4
4/24/2016	17	3641.97	2016	4
4/24/2016	18	3629.79	2016	4
4/24/2016	19	3590.85	2016	4
4/24/2016	20	3544.5	2016	4
4/24/2016	21	3357.55	2016	4
4/24/2016	22	3026.95	2016	4
4/24/2016	23	2849	2016	4
4/25/2016	0	2682.6	2016	4
4/25/2016	1	2626.65	2016	4
4/25/2016	2	2572.7	2016	4
4/25/2016	3	2614.55	2016	4
4/25/2016	4	2815.3	2016	4
4/25/2016	5	3151.75	2016	4
4/25/2016	6	3385.45	2016	4
4/25/2016	7	3499.02	2016	4
4/25/2016	8	3668.02	2016	4
4/25/2016	9	3783.49	2016	4
4/25/2016	10	3934.8	2016	4
4/25/2016	11	4037.8	2016	4
4/25/2016	12	4140.46	2016	4
4/25/2016	13	4226.35	2016	4
4/25/2016	14	4294.11	2016	4
4/25/2016	15	4318.35	2016	4
4/25/2016	16	4339.26	2016	4
4/25/2016	17	4367.21	2016	4
4/25/2016	18	4265.25	2016	4
4/25/2016	19	4243.95	2016	4
4/25/2016	20	4161.45	2016	4
4/25/2016	21	3820.8	2016	4
4/25/2016	22	3504.3	2016	4
4/25/2016	23	3220.1	2016	4
4/26/2016	0	3047.2	2016	4
4/26/2016	1	2940.7	2016	4
4/26/2016	2	2864	2016	4
4/26/2016	3	2815.3	2016	4
4/26/2016	4	2967.8	2016	4
4/26/2016	5	3408.4	2016	4
4/26/2016	6	3574.1	2016	4
4/26/2016	7	3680.8	2016	4
4/26/2016	8	3802	2016	4
4/26/2016	9	4022.3	2016	4
4/26/2016	10	4187.7	2016	4
4/26/2016	11	4366.8	2016	4
4/26/2016	12	4553.8	2016	4
4/26/2016	13	4637.1	2016	4
4/26/2016	14	4791.3	2016	4
4/26/2016	15	4720.8	2016	4
4/26/2016	16	4740.4	2016	4
4/26/2016	17	4536.15	2016	4
4/26/2016	18	4394.8	2016	4
4/26/2016	19	4416.05	2016	4
4/26/2016	20	4229.2	2016	4
4/26/2016	21	3879.7	2016	4
4/26/2016	22	3535.8	2016	4
4/26/2016	23	3254.25	2016	4
4/27/2016	0	3091.9	2016	4
4/27/2016	1	2935.95	2016	4
4/27/2016	2	2870.05	2016	4
4/27/2016	3	2862.25	2016	4
4/27/2016	4	3042.6	2016	4
4/27/2016	5	3355.4	2016	4

Day	Hr	Total	Year	Month
4/27/2016	6	3601.87	2016	4
4/27/2016	7	3719.66	2016	4
4/27/2016	8	3835.94	2016	4
4/27/2016	9	3923.55	2016	4
4/27/2016	10	3897.85	2016	4
4/27/2016	11	4044.7	2016	4
4/27/2016	12	4010.2	2016	4
4/27/2016	13	4044.7	2016	4
4/27/2016	14	3995.82	2016	4
4/27/2016	15	3938.49	2016	4
4/27/2016	16	3887.92	2016	4
4/27/2016	17	3802.96	2016	4
4/27/2016	18	3828.3	2016	4
4/27/2016	19	3889.4	2016	4
4/27/2016	20	3764.5	2016	4
4/27/2016	21	3589.1	2016	4
4/27/2016	22	3296.7	2016	4
4/27/2016	23	3104.3	2016	4
4/28/2016	0	2975.6	2016	4
4/28/2016	1	2852.65	2016	4
4/28/2016	2	2761.7	2016	4
4/28/2016	3	2747.55	2016	4
4/28/2016	4	2948	2016	4
4/28/2016	5	3349.2	2016	4
4/28/2016	6	3550	2016	4
4/28/2016	7	3607.8	2016	4
4/28/2016	8	3750.2	2016	4
4/28/2016	9	3863.2	2016	4
4/28/2016	10	3957.6	2016	4
4/28/2016	11	4139.35	2016	4
4/28/2016	12	4185.35	2016	4
4/28/2016	13	4338	2016	4
4/28/2016	14	4409.7	2016	4
4/28/2016	15	4371.8	2016	4
4/28/2016	16	4357.2	2016	4
4/28/2016	17	4334.2	2016	4
4/28/2016	18	4232.35	2016	4
4/28/2016	19	4093.1	2016	4
4/28/2016	20	4073.55	2016	4
4/28/2016	21	3766.8	2016	4
4/28/2016	22	3362	2016	4
4/28/2016	23	3144.1	2016	4
4/29/2016	0	2991.2	2016	4
4/29/2016	1	2815.3	2016	4
4/29/2016	2	2751.2	2016	4
4/29/2016	3	2739.2	2016	4
4/29/2016	4	2916.1	2016	4
4/29/2016	5	3216.2	2016	4
4/29/2016	6	3429.6	2016	4
4/29/2016	7	3575	2016	4
4/29/2016	8	3643.55	2016	4
4/29/2016	9	3745.15	2016	4
4/29/2016	10	3817.05	2016	4
4/29/2016	11	3853.95	2016	4
4/29/2016	12	3869.6	2016	4
4/29/2016	13	3893.5	2016	4
4/29/2016	14	3916.5	2016	4
4/29/2016	15	3869.7	2016	4
4/29/2016	16	3851.3	2016	4
4/29/2016	17	3746.4	2016	4
4/29/2016	18	3615.8	2016	4
4/29/2016	19	3616.6	2016	4
4/29/2016	20	3583.45	2016	4
4/29/2016	21	3400.35	2016	4

Day	Hr	Total	Year	Month
4/29/2016	22	3153.65	2016	4
4/29/2016	23	2952.4	2016	4
4/30/2016	0	2771.35	2016	4
4/30/2016	1	2694	2016	4
4/30/2016	2	2650	2016	4
4/30/2016	3	2604.9	2016	4
4/30/2016	4	2594.6	2016	4
4/30/2016	5	2754.95	2016	4
4/30/2016	6	2815.3	2016	4
4/30/2016	7	2938.25	2016	4
4/30/2016	8	3113	2016	4
4/30/2016	9	3230	2016	4
4/30/2016	10	3241.6	2016	4
4/30/2016	11	3264	2016	4
4/30/2016	12	3199.6	2016	4
4/30/2016	13	3164.15	2016	4
4/30/2016	14	3151.8	2016	4
4/30/2016	15	3176.65	2016	4
4/30/2016	16	3185.5	2016	4
4/30/2016	17	3174.5	2016	4
4/30/2016	18	3200	2016	4
4/30/2016	19	3261.5	2016	4
4/30/2016	20	3208.4	2016	4
4/30/2016	21	3157.3	2016	4
4/30/2016	22	2931.2	2016	4
4/30/2016	23	2823.9	2016	4
5/1/2016	0	2652.2	2016	5
5/1/2016	1	2618	2016	5
5/1/2016	2	2569.2	2016	5
5/1/2016	3	2545.7	2016	5
5/1/2016	4	2549.5	2016	5
5/1/2016	5	2582.9	2016	5
5/1/2016	6	2659.6	2016	5
5/1/2016	7	2827.95	2016	5
5/1/2016	8	3071.65	2016	5
5/1/2016	9	3156.8	2016	5
5/1/2016	10	3394.5	2016	5
5/1/2016	11	3546.65	2016	5
5/1/2016	12	3669.35	2016	5
5/1/2016	13	3790	2016	5
5/1/2016	14	3868.5	2016	5
5/1/2016	15	3759.1	2016	5
5/1/2016	16	3717.6	2016	5
5/1/2016	17	3675.6	2016	5
5/1/2016	18	3666	2016	5
5/1/2016	19	3683.3	2016	5
5/1/2016	20	3681.1	2016	5
5/1/2016	21	3438.7	2016	5
5/1/2016	22	3145.9	2016	5
5/1/2016	23	2970	2016	5
5/2/2016	0	2824.5	2016	5
5/2/2016	1	2752.5	2016	5
5/2/2016	2	2723.7	2016	5
5/2/2016	3	2697.4	2016	5
5/2/2016	4	2923.45	2016	5
5/2/2016	5	3225.05	2016	5
5/2/2016	6	3446.25	2016	5
5/2/2016	7	3594.35	2016	5
5/2/2016	8	3762.3	2016	5
5/2/2016	9	3862.15	2016	5
5/2/2016	10	3948.65	2016	5
5/2/2016	11	3927	2016	5
5/2/2016	12	3931.2	2016	5
5/2/2016	13	3875.1	2016	5

Day	Hr	Total	Year	Month
5/2/2016	14	3810.3	2016	5
5/2/2016	15	3744	2016	5
5/2/2016	16	3686.6	2016	5
5/2/2016	17	3703.2	2016	5
5/2/2016	18	3677.1	2016	5
5/2/2016	19	3721.3	2016	5
5/2/2016	20	3702.45	2016	5
5/2/2016	21	3470.95	2016	5
5/2/2016	22	3219.4	2016	5
5/2/2016	23	3020.9	2016	5
5/3/2016	0	2873.5	2016	5
5/3/2016	1	2799.5	2016	5
5/3/2016	2	2771.7	2016	5
5/3/2016	3	2745.3	2016	5
5/3/2016	4	2894.9	2016	5
5/3/2016	5	3272.6	2016	5
5/3/2016	6	3460.65	2016	5
5/3/2016	7	3569.05	2016	5
5/3/2016	8	3648.8	2016	5
5/3/2016	9	3685.1	2016	5
5/3/2016	10	3757.35	2016	5
5/3/2016	11	3730.65	2016	5
5/3/2016	12	3723.25	2016	5
5/3/2016	13	3708.95	2016	5
5/3/2016	14	3656.75	2016	5
5/3/2016	15	3595.05	2016	5
5/3/2016	16	3546.5	2016	5
5/3/2016	17	3534.55	2016	5
5/3/2016	18	3532.8	2016	5
5/3/2016	19	3610.85	2016	5
5/3/2016	20	3633.9	2016	5
5/3/2016	21	3418.3	2016	5
5/3/2016	22	3183.2	2016	5
5/3/2016	23	2969.3	2016	5
5/4/2016	0	2873.85	2016	5
5/4/2016	1	2809.45	2016	5
5/4/2016	2	2754	2016	5
5/4/2016	3	2761.6	2016	5
5/4/2016	4	2951.25	2016	5
5/4/2016	5	3273.65	2016	5
5/4/2016	6	3477.47	2016	5
5/4/2016	7	3558.29	2016	5
5/4/2016	8	3634.18	2016	5
5/4/2016	9	3699.12	2016	5
5/4/2016	10	3673.75	2016	5
5/4/2016	11	3747.74	2016	5
5/4/2016	12	3686.42	2016	5
5/4/2016	13	3663.25	2016	5
5/4/2016	14	3621.08	2016	5
5/4/2016	15	3544.54	2016	5
5/4/2016	16	3551.54	2016	5
5/4/2016	17	3523.47	2016	5
5/4/2016	18	3489.46	2016	5
5/4/2016	19	3595.81	2016	5
5/4/2016	20	3635.3	2016	5
5/4/2016	21	3414.75	2016	5
5/4/2016	22	3189.65	2016	5
5/4/2016	23	3037.4	2016	5
5/5/2016	0	2981.6	2016	5
5/5/2016	1	2875.7	2016	5
5/5/2016	2	2818.05	2016	5
5/5/2016	3	2886.45	2016	5
5/5/2016	4	3056.2	2016	5
5/5/2016	5	3447.4	2016	5

Day	Hr	Total	Year	Month
5/5/2016	6	3669.3	2016	5
5/5/2016	7	3724.1	2016	5
5/5/2016	8	3793.85	2016	5
5/5/2016	9	3827.35	2016	5
5/5/2016	10	3847.5	2016	5
5/5/2016	11	3800.2	2016	5
5/5/2016	12	3771.55	2016	5
5/5/2016	13	3715.35	2016	5
5/5/2016	14	3627.7	2016	5
5/5/2016	15	3597.65	2016	5
5/5/2016	16	3595.15	2016	5
5/5/2016	17	3565.3	2016	5
5/5/2016	18	3555.8	2016	5
5/5/2016	19	3559.2	2016	5
5/5/2016	20	3603.15	2016	5
5/5/2016	21	3408.55	2016	5
5/5/2016	22	3212.05	2016	5
5/5/2016	23	3060.95	2016	5
5/6/2016	0	2954.4	2016	5
5/6/2016	1	2903.9	2016	5
5/6/2016	2	2857.3	2016	5
5/6/2016	3	2859.55	2016	5
5/6/2016	4	3040.95	2016	5
5/6/2016	5	3317.95	2016	5
5/6/2016	6	3543.35	2016	5
5/6/2016	7	3587.4	2016	5
5/6/2016	8	3646.4	2016	5
5/6/2016	9	3677.3	2016	5
5/6/2016	10	3677.045	2016	5
5/6/2016	11	3613	2016	5
5/6/2016	12	3584.7	2016	5
5/6/2016	13	3586.25	2016	5
5/6/2016	14	3557.95	2016	5
5/6/2016	15	3509.7	2016	5
5/6/2016	16	3491.6	2016	5
5/6/2016	17	3447.5	2016	5
5/6/2016	18	3417.3	2016	5
5/6/2016	19	3412.1	2016	5
5/6/2016	20	3493.1	2016	5
5/6/2016	21	3312.3	2016	5
5/6/2016	22	3114.5	2016	5
5/6/2016	23	2818.8	2016	5
5/7/2016	0	2739.45	2016	5
5/7/2016	1	2630.5	2016	5
5/7/2016	2	2588.95	2016	5
5/7/2016	3	2547.45	2016	5
5/7/2016	4	2554.25	2016	5
5/7/2016	5	2678	2016	5
5/7/2016	6	2744.5	2016	5
5/7/2016	7	2934.9	2016	5
5/7/2016	8	3046.2	2016	5
5/7/2016	9	3157.9	2016	5
5/7/2016	10	3230.3	2016	5
5/7/2016	11	3283	2016	5
5/7/2016	12	3314.9	2016	5
5/7/2016	13	3391.8	2016	5
5/7/2016	14	3465.9	2016	5
5/7/2016	15	3460.2	2016	5
5/7/2016	16	3406.7	2016	5
5/7/2016	17	3330.6	2016	5
5/7/2016	18	3236.25	2016	5
5/7/2016	19	3281.2	2016	5
5/7/2016	20	3291.35	2016	5
5/7/2016	21	3143.8	2016	5

Day	Hr	Total	Year	Month
5/7/2016	22	2915.4	2016	5
5/7/2016	23	2761	2016	5
5/8/2016	0	2635.4	2016	5
5/8/2016	1	2541.8	2016	5
5/8/2016	2	2493.5	2016	5
5/8/2016	3	2418.3	2016	5
5/8/2016	4	2479.8	2016	5
5/8/2016	5	2485.6	2016	5
5/8/2016	6	2558.5	2016	5
5/8/2016	7	2745.25	2016	5
5/8/2016	8	2890.75	2016	5
5/8/2016	9	3021.4	2016	5
5/8/2016	10	3023	2016	5
5/8/2016	11	3033.2	2016	5
5/8/2016	12	3037.6	2016	5
5/8/2016	13	3031.4	2016	5
5/8/2016	14	3057.85	2016	5
5/8/2016	15	3124.65	2016	5
5/8/2016	16	3169	2016	5
5/8/2016	17	3153.7	2016	5
5/8/2016	18	3200.05	2016	5
5/8/2016	19	3286.95	2016	5
5/8/2016	20	3354.4	2016	5
5/8/2016	21	3210.6	2016	5
5/8/2016	22	2986.85	2016	5
5/8/2016	23	2802.15	2016	5
5/9/2016	0	2671.1	2016	5
5/9/2016	1	2641.6	2016	5
5/9/2016	2	2606.7	2016	5
5/9/2016	3	2691.75	2016	5
5/9/2016	4	2862.977	2016	5
5/9/2016	5	3259.985	2016	5
5/9/2016	6	3465.65	2016	5
5/9/2016	7	3583.819	2016	5
5/9/2016	8	3663.06	2016	5
5/9/2016	9	3756.19	2016	5
5/9/2016	10	3839.83	2016	5
5/9/2016	11	3892.89	2016	5
5/9/2016	12	3913.42	2016	5
5/9/2016	13	3917.18	2016	5
5/9/2016	14	3929.62	2016	5
5/9/2016	15	3867.86	2016	5
5/9/2016	16	3871.72	2016	5
5/9/2016	17	3858.438	2016	5
5/9/2016	18	3840.54	2016	5
5/9/2016	19	3850.95	2016	5
5/9/2016	20	3873.157	2016	5
5/9/2016	21	3581.05	2016	5
5/9/2016	22	3297.4	2016	5
5/9/2016	23	3109.95	2016	5
5/10/2016	0	2950.3	2016	5
5/10/2016	1	2846.3	2016	5
5/10/2016	2	2720.5	2016	5
5/10/2016	3	2748	2016	5
5/10/2016	4	2880.6	2016	5
5/10/2016	5	3218.6	2016	5
5/10/2016	6	3455.5	2016	5
5/10/2016	7	3578.5	2016	5
5/10/2016	8	3733.3	2016	5
5/10/2016	9	3816.4	2016	5
5/10/2016	10	3865.8	2016	5
5/10/2016	11	3967	2016	5
5/10/2016	12	4071.6	2016	5
5/10/2016	13	4136.3	2016	5

Day	Hr	Total	Year	Month
5/10/2016	14	4072.4	2016	5
5/10/2016	15	4055.4	2016	5
5/10/2016	16	4000.65	2016	5
5/10/2016	17	3929.45	2016	5
5/10/2016	18	3869.75	2016	5
5/10/2016	19	3872.65	2016	5
5/10/2016	20	3865.9	2016	5
5/10/2016	21	3673.45	2016	5
5/10/2016	22	3329.35	2016	5
5/10/2016	23	3153.4	2016	5
5/11/2016	0	3015.3	2016	5
5/11/2016	1	2892.5	2016	5
5/11/2016	2	2848.5	2016	5
5/11/2016	3	2874.85	2016	5
5/11/2016	4	3029.65	2016	5
5/11/2016	5	3355.1	2016	5
5/11/2016	6	3565.1	2016	5
5/11/2016	7	3699.3	2016	5
5/11/2016	8	3863.3	2016	5
5/11/2016	9	4026.03	2016	5
5/11/2016	10	4168.281	2016	5
5/11/2016	11	4305.981	2016	5
5/11/2016	12	4451.181	2016	5
5/11/2016	13	4542.981	2016	5
5/11/2016	14	4702.282	2016	5
5/11/2016	15	4805.781	2016	5
5/11/2016	16	4857.181	2016	5
5/11/2016	17	4825.081	2016	5
5/11/2016	18	4683.282	2016	5
5/11/2016	19	4607.981	2016	5
5/11/2016	20	4399.364	2016	5
5/11/2016	21	4024.373	2016	5
5/11/2016	22	3608.681	2016	5
5/11/2016	23	3352.88	2016	5
5/12/2016	0	3104.281	2016	5
5/12/2016	1	3035.581	2016	5
5/12/2016	2	2979.981	2016	5
5/12/2016	3	2915.412	2016	5
5/12/2016	4	3041.38	2016	5
5/12/2016	5	3405.881	2016	5
5/12/2016	6	3658.182	2016	5
5/12/2016	7	3783.73	2016	5
5/12/2016	8	3898.931	2016	5
5/12/2016	9	4007.714	2016	5
5/12/2016	10	4162.329	2016	5
5/12/2016	11	4304.381	2016	5
5/12/2016	12	4450.031	2016	5
5/12/2016	13	4513.13	2016	5
5/12/2016	14	4539.68	2016	5
5/12/2016	15	4497.08	2016	5
5/12/2016	16	4383.479	2016	5
5/12/2016	17	4239.077	2016	5
5/12/2016	18	4128.273	2016	5
5/12/2016	19	4070.773	2016	5
5/12/2016	20	4010.168	2016	5
5/12/2016	21	3751.357	2016	5
5/12/2016	22	3466.572	2016	5
5/12/2016	23	3223.07	2016	5
5/13/2016	0	3026.92	2016	5
5/13/2016	1	2925.719	2016	5
5/13/2016	2	2883.668	2016	5
5/13/2016	3	2848.266	2016	5
5/13/2016	4	2987.857	2016	5
5/13/2016	5	3286.852	2016	5

Day	Hr	Total	Year	Month
5/13/2016	6	3492.165	2016	5
5/13/2016	7	3614.119	2016	5
5/13/2016	8	3726.821	2016	5
5/13/2016	9	3805.372	2016	5
5/13/2016	10	3837.874	2016	5
5/13/2016	11	3870.674	2016	5
5/13/2016	12	3796.574	2016	5
5/13/2016	13	3902.881	2016	5
5/13/2016	14	3847.38	2016	5
5/13/2016	15	3930.27	2016	5
5/13/2016	16	3952.972	2016	5
5/13/2016	17	3909.675	2016	5
5/13/2016	18	3782.029	2016	5
5/13/2016	19	3608.525	2016	5
5/13/2016	20	3658.672	2016	5
5/13/2016	21	3483.071	2016	5
5/13/2016	22	3238.067	2016	5
5/13/2016	23	2976.063	2016	5
5/14/2016	0	2842.048	2016	5
5/14/2016	1	2697.866	2016	5
5/14/2016	2	2628.57	2016	5
5/14/2016	3	2633.618	2016	5
5/14/2016	4	2675.818	2016	5
5/14/2016	5	2734.366	2016	5
5/14/2016	6	2796.659	2016	5
5/14/2016	7	2907.448	2016	5
5/14/2016	8	3095.413	2016	5
5/14/2016	9	3195.612	2016	5
5/14/2016	10	3198.064	2016	5
5/14/2016	11	3200.864	2016	5
5/14/2016	12	3166.055	2016	5
5/14/2016	13	3126.105	2016	5
5/14/2016	14	3046.715	2016	5
5/14/2016	15	3044.465	2016	5
5/14/2016	16	3085.365	2016	5
5/14/2016	17	3027.265	2016	5
5/14/2016	18	3091.103	2016	5
5/14/2016	19	3128.656	2016	5
5/14/2016	20	3241.912	2016	5
5/14/2016	21	3104.962	2016	5
5/14/2016	22	2957.162	2016	5
5/14/2016	23	2851.047	2016	5
5/15/2016	0	2722.158	2016	5
5/15/2016	1	2657.262	2016	5
5/15/2016	2	2665.012	2016	5
5/15/2016	3	2653.905	2016	5
5/15/2016	4	2684.8	2016	5
5/15/2016	5	2762.311	2016	5
5/15/2016	6	2780.062	2016	5
5/15/2016	7	2927.661	2016	5
5/15/2016	8	3050.355	2016	5
5/15/2016	9	3042.757	2016	5
5/15/2016	10	3040.669	2016	5
5/15/2016	11	3046.871	2016	5
5/15/2016	12	2989.272	2016	5
5/15/2016	13	2973.173	2016	5
5/15/2016	14	2986.473	2016	5
5/15/2016	15	2996.92	2016	5
5/15/2016	16	3079.259	2016	5
5/15/2016	17	3071.923	2016	5
5/15/2016	18	3051.272	2016	5
5/15/2016	19	3159.567	2016	5
5/15/2016	20	3235.563	2016	5
5/15/2016	21	3104.959	2016	5

Day	Hr	Total	Year	Month
5/15/2016	22	2955.047	2016	5
5/15/2016	23	2751.262	2016	5
5/16/2016	0	2662.612	2016	5
5/16/2016	1	2696.912	2016	5
5/16/2016	2	2737.653	2016	5
5/16/2016	3	2832.251	2016	5
5/16/2016	4	3043.962	2016	5
5/16/2016	5	3422.962	2016	5
5/16/2016	6	3628.458	2016	5
5/16/2016	7	3696.949	2016	5
5/16/2016	8	3755.263	2016	5
5/16/2016	9	3762.613	2016	5
5/16/2016	10	3725.516	2016	5
5/16/2016	11	3742.169	2016	5
5/16/2016	12	3696.564	2016	5
5/16/2016	13	3661.961	2016	5
5/16/2016	14	3598.82	2016	5
5/16/2016	15	3531.418	2016	5
5/16/2016	16	3498.12	2016	5
5/16/2016	17	3451.315	2016	5
5/16/2016	18	3486.559	2016	5
5/16/2016	19	3568.101	2016	5
5/16/2016	20	3525.713	2016	5
5/16/2016	21	3323.063	2016	5
5/16/2016	22	3168.963	2016	5
5/16/2016	23	3049.657	2016	5
5/17/2016	0	2848.65	2016	5
5/17/2016	1	2824.262	2016	5
5/17/2016	2	2821.161	2016	5
5/17/2016	3	2785.862	2016	5
5/17/2016	4	2944.354	2016	5
5/17/2016	5	3261.353	2016	5
5/17/2016	6	3489.112	2016	5
5/17/2016	7	3593.712	2016	5
5/17/2016	8	3699.662	2016	5
5/17/2016	9	3747.749	2016	5
5/17/2016	10	3764.959	2016	5
5/17/2016	11	3752.064	2016	5
5/17/2016	12	3749.163	2016	5
5/17/2016	13	3738.163	2016	5
5/17/2016	14	3660.401	2016	5
5/17/2016	15	3682.708	2016	5
5/17/2016	16	3668.564	2016	5
5/17/2016	17	3640.862	2016	5
5/17/2016	18	3646.963	2016	5
5/17/2016	19	3668.648	2016	5
5/17/2016	20	3710.458	2016	5
5/17/2016	21	3404.062	2016	5
5/17/2016	22	3197.862	2016	5
5/17/2016	23	3081.909	2016	5
5/18/2016	0	2941.497	2016	5
5/18/2016	1	2878.512	2016	5
5/18/2016	2	2839.161	2016	5
5/18/2016	3	2853.912	2016	5
5/18/2016	4	3023.953	2016	5
5/18/2016	5	3374.154	2016	5
5/18/2016	6	3546.312	2016	5
5/18/2016	7	3715.213	2016	5
5/18/2016	8	3710.264	2016	5
5/18/2016	9	3832.504	2016	5
5/18/2016	10	3832.008	2016	5
5/18/2016	11	3803.87	2016	5
5/18/2016	12	3726.371	2016	5
5/18/2016	13	3737.073	2016	5

Day	Hr	Total	Year	Month
5/18/2016	14	3681.123	2016	5
5/18/2016	15	3586.823	2016	5
5/18/2016	16	3563.074	2016	5
5/18/2016	17	3561.056	2016	5
5/18/2016	18	3554.972	2016	5
5/18/2016	19	3601.172	2016	5
5/18/2016	20	3663.769	2016	5
5/18/2016	21	3459.367	2016	5
5/18/2016	22	3213.064	2016	5
5/18/2016	23	3043.456	2016	5
5/19/2016	0	2928.753	2016	5
5/19/2016	1	2849.312	2016	5
5/19/2016	2	2852.612	2016	5
5/19/2016	3	2835.462	2016	5
5/19/2016	4	2991.753	2016	5
5/19/2016	5	3334.753	2016	5
5/19/2016	6	3533.562	2016	5
5/19/2016	7	3595.764	2016	5
5/19/2016	8	3657.617	2016	5
5/19/2016	9	3684.221	2016	5
5/19/2016	10	3681.661	2016	5
5/19/2016	11	3737.063	2016	5
5/19/2016	12	3730.961	2016	5
5/19/2016	13	3718.863	2016	5
5/19/2016	14	3749.76	2016	5
5/19/2016	15	3754.762	2016	5
5/19/2016	16	3726.362	2016	5
5/19/2016	17	3699.712	2016	5
5/19/2016	18	3656.412	2016	5
5/19/2016	19	3673.762	2016	5
5/19/2016	20	3685.61	2016	5
5/19/2016	21	3518.81	2016	5
5/19/2016	22	3270.257	2016	5
5/19/2016	23	3034.65	2016	5
5/20/2016	0	2920.248	2016	5
5/20/2016	1	2792.447	2016	5
5/20/2016	2	2689.045	2016	5
5/20/2016	3	2696.546	2016	5
5/20/2016	4	2884.095	2016	5
5/20/2016	5	3249.495	2016	5
5/20/2016	6	3396.346	2016	5
5/20/2016	7	3498.647	2016	5
5/20/2016	8	3614.75	2016	5
5/20/2016	9	3706.951	2016	5
5/20/2016	10	3714.45	2016	5
5/20/2016	11	3713.05	2016	5
5/20/2016	12	3680.05	2016	5
5/20/2016	13	3675.047	2016	5
5/20/2016	14	3582.547	2016	5
5/20/2016	15	3513.748	2016	5
5/20/2016	16	3494.85	2016	5
5/20/2016	17	3473.1	2016	5
5/20/2016	18	3459.601	2016	5
5/20/2016	19	3419.551	2016	5
5/20/2016	20	3469.85	2016	5
5/20/2016	21	3324.05	2016	5
5/20/2016	22	3111.499	2016	5
5/20/2016	23	2934.199	2016	5
5/21/2016	0	2805.45	2016	5
5/21/2016	1	2711.148	2016	5
5/21/2016	2	2644.45	2016	5
5/21/2016	3	2628.75	2016	5
5/21/2016	4	2613.849	2016	5
5/21/2016	5	2728.149	2016	5

Day	Hr	Total	Year	Month
5/21/2016	6	2826.948	2016	5
5/21/2016	7	2992.447	2016	5
5/21/2016	8	3113.497	2016	5
5/21/2016	9	3208.103	2016	5
5/21/2016	10	3238.871	2016	5
5/21/2016	11	3223.67	2016	5
5/21/2016	12	3237.67	2016	5
5/21/2016	13	3172.77	2016	5
5/21/2016	14	3153.568	2016	5
5/21/2016	15	3169.357	2016	5
5/21/2016	16	3139.075	2016	5
5/21/2016	17	3135.78	2016	5
5/21/2016	18	3096.574	2016	5
5/21/2016	19	3100.672	2016	5
5/21/2016	20	3174.171	2016	5
5/21/2016	21	3053.866	2016	5
5/21/2016	22	2882.465	2016	5
5/21/2016	23	2712.004	2016	5
5/22/2016	0	2581.203	2016	5
5/22/2016	1	2537.663	2016	5
5/22/2016	2	2519.363	2016	5
5/22/2016	3	2486.862	2016	5
5/22/2016	4	2531.413	2016	5
5/22/2016	5	2564.596	2016	5
5/22/2016	6	2629.761	2016	5
5/22/2016	7	2779.563	2016	5
5/22/2016	8	2946.968	2016	5
5/22/2016	9	2979.773	2016	5
5/22/2016	10	3073.475	2016	5
5/22/2016	11	3142.73	2016	5
5/22/2016	12	3182.03	2016	5
5/22/2016	13	3269.479	2016	5
5/22/2016	14	3321.78	2016	5
5/22/2016	15	3416.98	2016	5
5/22/2016	16	3441.98	2016	5
5/22/2016	17	3522.68	2016	5
5/22/2016	18	3516.68	2016	5
5/22/2016	19	3489.763	2016	5
5/22/2016	20	3578.775	2016	5
5/22/2016	21	3357.875	2016	5
5/22/2016	22	3093.973	2016	5
5/22/2016	23	2846.971	2016	5
5/23/2016	0	2713.47	2016	5
5/23/2016	1	2618.47	2016	5
5/23/2016	2	2556.668	2016	5
5/23/2016	3	2618.453	2016	5
5/23/2016	4	2782.956	2016	5
5/23/2016	5	3014.464	2016	5
5/23/2016	6	3261.563	2016	5
5/23/2016	7	3490.87	2016	5
5/23/2016	8	3611.473	2016	5
5/23/2016	9	3706.974	2016	5
5/23/2016	10	3767.128	2016	5
5/23/2016	11	3882.129	2016	5
5/23/2016	12	3965.93	2016	5
5/23/2016	13	4096.28	2016	5
5/23/2016	14	4136.38	2016	5
5/23/2016	15	4267.92	2016	5
5/23/2016	16	4261.973	2016	5
5/23/2016	17	4295.38	2016	5
5/23/2016	18	4225.58	2016	5
5/23/2016	19	4108.777	2016	5
5/23/2016	20	4070.98	2016	5
5/23/2016	21	3799.173	2016	5

Day	Hr	Total	Year	Month
5/23/2016	22	3465.121	2016	5
5/23/2016	23	3143.618	2016	5
5/24/2016	0	2957.756	2016	5
5/24/2016	1	2859.755	2016	5
5/24/2016	2	2746.564	2016	5
5/24/2016	3	2737.564	2016	5
5/24/2016	4	2872.364	2016	5
5/24/2016	5	3137.864	2016	5
5/24/2016	6	3420.302	2016	5
5/24/2016	7	3569.311	2016	5
5/24/2016	8	3755.273	2016	5
5/24/2016	9	3916.374	2016	5
5/24/2016	10	4038.33	2016	5
5/24/2016	11	4192.33	2016	5
5/24/2016	12	4312.58	2016	5
5/24/2016	13	4352.88	2016	5
5/24/2016	14	4517.781	2016	5
5/24/2016	15	4575.08	2016	5
5/24/2016	16	4645.18	2016	5
5/24/2016	17	4610.68	2016	5
5/24/2016	18	4533.48	2016	5
5/24/2016	19	4414.08	2016	5
5/24/2016	20	4322.88	2016	5
5/24/2016	21	4033.587	2016	5
5/24/2016	22	3707.079	2016	5
5/24/2016	23	3395.873	2016	5
5/25/2016	0	3168.658	2016	5
5/25/2016	1	2995.772	2016	5
5/25/2016	2	2935.272	2016	5
5/25/2016	3	2836.872	2016	5
5/25/2016	4	3046.472	2016	5
5/25/2016	5	3339.273	2016	5
5/25/2016	6	3612.272	2016	5
5/25/2016	7	3735.822	2016	5
5/25/2016	8	3792.324	2016	5
5/25/2016	9	3927.563	2016	5
5/25/2016	10	4079.874	2016	5
5/25/2016	11	4250.33	2016	5
5/25/2016	12	4427.23	2016	5
5/25/2016	13	4618.78	2016	5
5/25/2016	14	4688.73	2016	5
5/25/2016	15	4709.629	2016	5
5/25/2016	16	4718.18	2016	5
5/25/2016	17	4581.78	2016	5
5/25/2016	18	4445.187	2016	5
5/25/2016	19	4366.474	2016	5
5/25/2016	20	4335.378	2016	5
5/25/2016	21	4074.38	2016	5
5/25/2016	22	3791.38	2016	5
5/25/2016	23	3433.871	2016	5
5/26/2016	0	3278.157	2016	5
5/26/2016	1	3106.071	2016	5
5/26/2016	2	3034.58	2016	5
5/26/2016	3	3001.473	2016	5
5/26/2016	4	3097.073	2016	5
5/26/2016	5	3377.272	2016	5
5/26/2016	6	3632.173	2016	5
5/26/2016	7	3808.574	2016	5
5/26/2016	8	4001.979	2016	5
5/26/2016	9	4174.481	2016	5
5/26/2016	10	4382.33	2016	5
5/26/2016	11	4537.429	2016	5
5/26/2016	12	4705.13	2016	5
5/26/2016	13	4591.62	2016	5

Day	Hr	Total	Year	Month
5/26/2016	14	4574.267	2016	5
5/26/2016	15	4424.074	2016	5
5/26/2016	16	4215.074	2016	5
5/26/2016	17	4138.174	2016	5
5/26/2016	18	4027.174	2016	5
5/26/2016	19	3990.073	2016	5
5/26/2016	20	3987.877	2016	5
5/26/2016	21	3790.775	2016	5
5/26/2016	22	3488.559	2016	5
5/26/2016	23	3253.767	2016	5
5/27/2016	0	3088.372	2016	5
5/27/2016	1	2986.472	2016	5
5/27/2016	2	2932.171	2016	5
5/27/2016	3	2890.722	2016	5
5/27/2016	4	2993.321	2016	5
5/27/2016	5	3222.765	2016	5
5/27/2016	6	3474.56	2016	5
5/27/2016	7	3723.522	2016	5
5/27/2016	8	4003.725	2016	5
5/27/2016	9	4228.279	2016	5
5/27/2016	10	4503.78	2016	5
5/27/2016	11	4688.98	2016	5
5/27/2016	12	4881.83	2016	5
5/27/2016	13	5016.83	2016	5
5/27/2016	14	5055.68	2016	5
5/27/2016	15	5103.08	2016	5
5/27/2016	16	5057.48	2016	5
5/27/2016	17	5021.88	2016	5
5/27/2016	18	4853.78	2016	5
5/27/2016	19	4673.88	2016	5
5/27/2016	20	4648.68	2016	5
5/27/2016	21	4346.93	2016	5
5/27/2016	22	4008.63	2016	5
5/27/2016	23	3724.277	2016	5
5/28/2016	0	3386.466	2016	5
5/28/2016	1	3213.023	2016	5
5/28/2016	2	3089.93	2016	5
5/28/2016	3	2976.381	2016	5
5/28/2016	4	2935.874	2016	5
5/28/2016	5	2985.877	2016	5
5/28/2016	6	2985.477	2016	5
5/28/2016	7	3177.43	2016	5
5/28/2016	8	3442.78	2016	5
5/28/2016	9	3702.03	2016	5
5/28/2016	10	3941.08	2016	5
5/28/2016	11	4115.68	2016	5
5/28/2016	12	4259.78	2016	5
5/28/2016	13	4440.98	2016	5
5/28/2016	14	4453.78	2016	5
5/28/2016	15	4485.78	2016	5
5/28/2016	16	4386.78	2016	5
5/28/2016	17	4309.08	2016	5
5/28/2016	18	4199.671	2016	5
5/28/2016	19	3983.359	2016	5
5/28/2016	20	3999.179	2016	5
5/28/2016	21	3753.08	2016	5
5/28/2016	22	3506.581	2016	5
5/28/2016	23	3232.58	2016	5
5/29/2016	0	3018.427	2016	5
5/29/2016	1	2833.126	2016	5
5/29/2016	2	2718.273	2016	5
5/29/2016	3	2705.873	2016	5
5/29/2016	4	2768.666	2016	5
5/29/2016	5	2678.518	2016	5

Day	Hr	Total	Year	Month
5/29/2016	6	2746.423	2016	5
5/29/2016	7	3028.474	2016	5
5/29/2016	8	3327.38	2016	5
5/29/2016	9	3644.93	2016	5
5/29/2016	10	3918.23	2016	5
5/29/2016	11	4140.68	2016	5
5/29/2016	12	4334.08	2016	5
5/29/2016	13	4518.33	2016	5
5/29/2016	14	4637.53	2016	5
5/29/2016	15	4671.43	2016	5
5/29/2016	16	4687.63	2016	5
5/29/2016	17	4620.13	2016	5
5/29/2016	18	4474.33	2016	5
5/29/2016	19	4304.78	2016	5
5/29/2016	20	4189.13	2016	5
5/29/2016	21	3963.131	2016	5
5/29/2016	22	3637.675	2016	5
5/29/2016	23	3318.831	2016	5
5/30/2016	0	3058.831	2016	5
5/30/2016	1	2885.281	2016	5
5/30/2016	2	2794.375	2016	5
5/30/2016	3	2730.959	2016	5
5/30/2016	4	2727.873	2016	5
5/30/2016	5	2696.577	2016	5
5/30/2016	6	2765.873	2016	5
5/30/2016	7	3003.077	2016	5
5/30/2016	8	3383.78	2016	5
5/30/2016	9	3754.08	2016	5
5/30/2016	10	4069.58	2016	5
5/30/2016	11	4265.58	2016	5
5/30/2016	12	4413.58	2016	5
5/30/2016	13	4525.63	2016	5
5/30/2016	14	4618.53	2016	5
5/30/2016	15	4715.53	2016	5
5/30/2016	16	4755.93	2016	5
5/30/2016	17	4728.33	2016	5
5/30/2016	18	4629.179	2016	5
5/30/2016	19	4440.88	2016	5
5/30/2016	20	4324.93	2016	5
5/30/2016	21	4037.979	2016	5
5/30/2016	22	3648.979	2016	5
5/30/2016	23	3321.18	2016	5
5/31/2016	0	3096.979	2016	5
5/31/2016	1	2919.075	2016	5
5/31/2016	2	2819.256	2016	5
5/31/2016	3	2827.872	2016	5
5/31/2016	4	2950.872	2016	5
5/31/2016	5	3187.872	2016	5
5/31/2016	6	3468.672	2016	5
5/31/2016	7	3796.579	2016	5
5/31/2016	8	4085.481	2016	5
5/31/2016	9	4413.379	2016	5
5/31/2016	10	4647.28	2016	5
5/31/2016	11	4874.08	2016	5
5/31/2016	12	5030.379	2016	5
5/31/2016	13	5190.28	2016	5
5/31/2016	14	5272.88	2016	5
5/31/2016	15	5289.48	2016	5
5/31/2016	16	5247.679	2016	5
5/31/2016	17	5197.38	2016	5
5/31/2016	18	5077.63	2016	5
5/31/2016	19	4929.23	2016	5
5/31/2016	20	4724.179	2016	5
5/31/2016	21	4416.386	2016	5

Day	Hr	Total	Year	Month
5/31/2016	22	4048.578	2016	5
5/31/2016	23	3700.43	2016	5
6/1/2016	0	3442.12	2016	6
6/1/2016	1	3249.217	2016	6
6/1/2016	2	3122.273	2016	6
6/1/2016	3	3056.673	2016	6
6/1/2016	4	3164.172	2016	6
6/1/2016	5	3313.272	2016	6
6/1/2016	6	3607.776	2016	6
6/1/2016	7	3956.981	2016	6
6/1/2016	8	4354.68	2016	6
6/1/2016	9	4696.679	2016	6
6/1/2016	10	4992.33	2016	6
6/1/2016	11	5244.53	2016	6
6/1/2016	12	5489.18	2016	6
6/1/2016	13	5687.88	2016	6
6/1/2016	14	5764.679	2016	6
6/1/2016	15	5753.48	2016	6
6/1/2016	16	5723.08	2016	6
6/1/2016	17	5577.28	2016	6
6/1/2016	18	5385.779	2016	6
6/1/2016	19	5227.68	2016	6
6/1/2016	20	5100.18	2016	6
6/1/2016	21	4713.78	2016	6
6/1/2016	22	4296.379	2016	6
6/1/2016	23	3978.58	2016	6
6/2/2016	0	3704.663	2016	6
6/2/2016	1	3496.764	2016	6
6/2/2016	2	3360.931	2016	6
6/2/2016	3	3305.68	2016	6
6/2/2016	4	3406.017	2016	6
6/2/2016	5	3640.53	2016	6
6/2/2016	6	3865.33	2016	6
6/2/2016	7	4063.68	2016	6
6/2/2016	8	4299.881	2016	6
6/2/2016	9	4466.18	2016	6
6/2/2016	10	4616.28	2016	6
6/2/2016	11	4743.58	2016	6
6/2/2016	12	4893.479	2016	6
6/2/2016	13	5056.98	2016	6
6/2/2016	14	5139.88	2016	6
6/2/2016	15	5006.979	2016	6
6/2/2016	16	4812.565	2016	6
6/2/2016	17	4710.775	2016	6
6/2/2016	18	4527.28	2016	6
6/2/2016	19	4478.874	2016	6
6/2/2016	20	4385.381	2016	6
6/2/2016	21	4214.679	2016	6
6/2/2016	22	3870.477	2016	6
6/2/2016	23	3551.479	2016	6
6/3/2016	0	3325.473	2016	6
6/3/2016	1	3184.925	2016	6
6/3/2016	2	3125.524	2016	6
6/3/2016	3	3040.906	2016	6
6/3/2016	4	3160.973	2016	6
6/3/2016	5	3378.222	2016	6
6/3/2016	6	3577.573	2016	6
6/3/2016	7	3847.931	2016	6
6/3/2016	8	4069.724	2016	6
6/3/2016	9	4407.481	2016	6
6/3/2016	10	4630.28	2016	6
6/3/2016	11	4876.179	2016	6
6/3/2016	12	5059.581	2016	6
6/3/2016	13	5148.28	2016	6

Day	Hr	Total	Year	Month
6/3/2016	14	5186.78	2016	6
6/3/2016	15	5151.78	2016	6
6/3/2016	16	5067.496	2016	6
6/3/2016	17	4924.48	2016	6
6/3/2016	18	4693.58	2016	6
6/3/2016	19	4561.18	2016	6
6/3/2016	20	4514.277	2016	6
6/3/2016	21	4234.868	2016	6
6/3/2016	22	3900.665	2016	6
6/3/2016	23	3623.581	2016	6
6/4/2016	0	3404.579	2016	6
6/4/2016	1	3272.781	2016	6
6/4/2016	2	3144.178	2016	6
6/4/2016	3	3072.378	2016	6
6/4/2016	4	3055.979	2016	6
6/4/2016	5	3074.175	2016	6
6/4/2016	6	3165.179	2016	6
6/4/2016	7	3398.479	2016	6
6/4/2016	8	3682.066	2016	6
6/4/2016	9	3894.278	2016	6
6/4/2016	10	4236.779	2016	6
6/4/2016	11	4316.523	2016	6
6/4/2016	12	4408.428	2016	6
6/4/2016	13	4470.38	2016	6
6/4/2016	14	4470.38	2016	6
6/4/2016	15	4454.98	2016	6
6/4/2016	16	4427.38	2016	6
6/4/2016	17	4375.98	2016	6
6/4/2016	18	4156.677	2016	6
6/4/2016	19	3955.581	2016	6
6/4/2016	20	3923.729	2016	6
6/4/2016	21	3731.713	2016	6
6/4/2016	22	3405.473	2016	6
6/4/2016	23	3164.175	2016	6
6/5/2016	0	3032.078	2016	6
6/5/2016	1	2880.724	2016	6
6/5/2016	2	2806.923	2016	6
6/5/2016	3	2776.778	2016	6
6/5/2016	4	2841.974	2016	6
6/5/2016	5	2815.773	2016	6
6/5/2016	6	2918.26	2016	6
6/5/2016	7	3090.677	2016	6
6/5/2016	8	3325.178	2016	6
6/5/2016	9	3609.78	2016	6
6/5/2016	10	3834.78	2016	6
6/5/2016	11	4024.88	2016	6
6/5/2016	12	4195.98	2016	6
6/5/2016	13	4260.28	2016	6
6/5/2016	14	4339.48	2016	6
6/5/2016	15	4433.68	2016	6
6/5/2016	16	4489.08	2016	6
6/5/2016	17	4459.648	2016	6
6/5/2016	18	4379.38	2016	6
6/5/2016	19	4160.091	2016	6
6/5/2016	20	4111.977	2016	6
6/5/2016	21	3907.879	2016	6
6/5/2016	22	3586.38	2016	6
6/5/2016	23	3235.678	2016	6
6/6/2016	0	3067.378	2016	6
6/6/2016	1	2940.465	2016	6
6/6/2016	2	2874.359	2016	6
6/6/2016	3	2890.673	2016	6
6/6/2016	4	2949.272	2016	6
6/6/2016	5	3162.572	2016	6

Day	Hr	Total	Year	Month
6/6/2016	6	3422.373	2016	6
6/6/2016	7	3720.024	2016	6
6/6/2016	8	3966.331	2016	6
6/6/2016	9	4287.78	2016	6
6/6/2016	10	4525.48	2016	6
6/6/2016	11	4710.68	2016	6
6/6/2016	12	4934.679	2016	6
6/6/2016	13	5103.53	2016	6
6/6/2016	14	5246.93	2016	6
6/6/2016	15	5325.98	2016	6
6/6/2016	16	5359.38	2016	6
6/6/2016	17	5250.579	2016	6
6/6/2016	18	5147.78	2016	6
6/6/2016	19	4901.08	2016	6
6/6/2016	20	4764.58	2016	6
6/6/2016	21	4472.18	2016	6
6/6/2016	22	4080.579	2016	6
6/6/2016	23	3748.426	2016	6
6/7/2016	0	3460.619	2016	6
6/7/2016	1	3315.46	2016	6
6/7/2016	2	3134.527	2016	6
6/7/2016	3	3082.222	2016	6
6/7/2016	4	3190.772	2016	6
6/7/2016	5	3396.475	2016	6
6/7/2016	6	3604.376	2016	6
6/7/2016	7	3840.776	2016	6
6/7/2016	8	4113.68	2016	6
6/7/2016	9	4277.68	2016	6
6/7/2016	10	4529.78	2016	6
6/7/2016	11	4641.08	2016	6
6/7/2016	12	4735.579	2016	6
6/7/2016	13	4793.58	2016	6
6/7/2016	14	4802.68	2016	6
6/7/2016	15	4816.53	2016	6
6/7/2016	16	4815.629	2016	6
6/7/2016	17	4720.93	2016	6
6/7/2016	18	4554.03	2016	6
6/7/2016	19	4335.478	2016	6
6/7/2016	20	4217.367	2016	6
6/7/2016	21	3983.266	2016	6
6/7/2016	22	3600.975	2016	6
6/7/2016	23	3303.67	2016	6
6/8/2016	0	3111.771	2016	6
6/8/2016	1	2973.068	2016	6
6/8/2016	2	2877.566	2016	6
6/8/2016	3	2853.764	2016	6
6/8/2016	4	2948.765	2016	6
6/8/2016	5	3103.606	2016	6
6/8/2016	6	3286.815	2016	6
6/8/2016	7	3462.321	2016	6
6/8/2016	8	3672.422	2016	6
6/8/2016	9	3837.2	2016	6
6/8/2016	10	3968.1	2016	6
6/8/2016	11	4081.5	2016	6
6/8/2016	12	4251.8	2016	6
6/8/2016	13	4315.8	2016	6
6/8/2016	14	4451.3	2016	6
6/8/2016	15	4544.1	2016	6
6/8/2016	16	4585.9	2016	6
6/8/2016	17	4573.2	2016	6
6/8/2016	18	4472.2	2016	6
6/8/2016	19	4247.8	2016	6
6/8/2016	20	4135.5	2016	6
6/8/2016	21	3880.15	2016	6

Day	Hr	Total	Year	Month
6/8/2016	22	3539.45	2016	6
6/8/2016	23	3241.75	2016	6
6/9/2016	0	3049.25	2016	6
6/9/2016	1	2935.6	2016	6
6/9/2016	2	2846.7	2016	6
6/9/2016	3	2829.7	2016	6
6/9/2016	4	2943.6	2016	6
6/9/2016	5	3124.5	2016	6
6/9/2016	6	3355.9	2016	6
6/9/2016	7	3585.5	2016	6
6/9/2016	8	3781.2	2016	6
6/9/2016	9	3964.5	2016	6
6/9/2016	10	4140.94	2016	6
6/9/2016	11	4289.05	2016	6
6/9/2016	12	4430.64	2016	6
6/9/2016	13	4633.03	2016	6
6/9/2016	14	4779.66	2016	6
6/9/2016	15	4879.19	2016	6
6/9/2016	16	4973.3	2016	6
6/9/2016	17	4979.82	2016	6
6/9/2016	18	4837.2	2016	6
6/9/2016	19	4627.36	2016	6
6/9/2016	20	4473.8	2016	6
6/9/2016	21	4201.7	2016	6
6/9/2016	22	3773.8	2016	6
6/9/2016	23	3465.8	2016	6
6/10/2016	0	3261.35	2016	6
6/10/2016	1	3113.45	2016	6
6/10/2016	2	3000	2016	6
6/10/2016	3	2947.25	2016	6
6/10/2016	4	3032.05	2016	6
6/10/2016	5	3229.64	2016	6
6/10/2016	6	3431.07	2016	6
6/10/2016	7	3666.3	2016	6
6/10/2016	8	3935.81	2016	6
6/10/2016	9	4223.15	2016	6
6/10/2016	10	4498.76	2016	6
6/10/2016	11	4736.11	2016	6
6/10/2016	12	4999.59	2016	6
6/10/2016	13	5237.94	2016	6
6/10/2016	14	5397.71	2016	6
6/10/2016	15	5525.1	2016	6
6/10/2016	16	5512.87	2016	6
6/10/2016	17	5411.71	2016	6
6/10/2016	18	5264.99	2016	6
6/10/2016	19	5050.68	2016	6
6/10/2016	20	4862.6	2016	6
6/10/2016	21	4624.6	2016	6
6/10/2016	22	4228.1	2016	6
6/10/2016	23	3886	2016	6
6/11/2016	0	3555.5	2016	6
6/11/2016	1	3345.6	2016	6
6/11/2016	2	3179.75	2016	6
6/11/2016	3	3047.45	2016	6
6/11/2016	4	3071.9	2016	6
6/11/2016	5	3080.03	2016	6
6/11/2016	6	3238.63	2016	6
6/11/2016	7	3564.31	2016	6
6/11/2016	8	3937.83	2016	6
6/11/2016	9	4337.78	2016	6
6/11/2016	10	4652.92	2016	6
6/11/2016	11	4888.11	2016	6
6/11/2016	12	5106.5	2016	6
6/11/2016	13	5202.99	2016	6

Day	Hr	Total	Year	Month
6/11/2016	14	5366.72	2016	6
6/11/2016	15	5441.45	2016	6
6/11/2016	16	5422.66	2016	6
6/11/2016	17	5357.95	2016	6
6/11/2016	18	5305.42	2016	6
6/11/2016	19	5075.58	2016	6
6/11/2016	20	4919.55	2016	6
6/11/2016	21	4593.25	2016	6
6/11/2016	22	4220.1	2016	6
6/11/2016	23	3816.3	2016	6
6/12/2016	0	3537	2016	6
6/12/2016	1	3388.75	2016	6
6/12/2016	2	3232.35	2016	6
6/12/2016	3	3114	2016	6
6/12/2016	4	3054.6	2016	6
6/12/2016	5	3007.14	2016	6
6/12/2016	6	3097.71	2016	6
6/12/2016	7	3492.96	2016	6
6/12/2016	8	3904.2	2016	6
6/12/2016	9	4338.84	2016	6
6/12/2016	10	4650.64	2016	6
6/12/2016	11	4941.78	2016	6
6/12/2016	12	5108.09	2016	6
6/12/2016	13	5328.75	2016	6
6/12/2016	14	5453.61	2016	6
6/12/2016	15	5489.05	2016	6
6/12/2016	16	5452.43	2016	6
6/12/2016	17	5278.68	2016	6
6/12/2016	18	4998.38	2016	6
6/12/2016	19	4804.63	2016	6
6/12/2016	20	4690.436	2016	6
6/12/2016	21	4433.1	2016	6
6/12/2016	22	4141	2016	6
6/12/2016	23	3788.011	2016	6
6/13/2016	0	3510.8	2016	6
6/13/2016	1	3336.8	2016	6
6/13/2016	2	3225.6	2016	6
6/13/2016	3	3224.1	2016	6
6/13/2016	4	3319.1	2016	6
6/13/2016	5	3474.82	2016	6
6/13/2016	6	3735	2016	6
6/13/2016	7	4003.58	2016	6
6/13/2016	8	4341.87	2016	6
6/13/2016	9	4610.82	2016	6
6/13/2016	10	4848.2	2016	6
6/13/2016	11	5191.41	2016	6
6/13/2016	12	5397.11	2016	6
6/13/2016	13	5603.99	2016	6
6/13/2016	14	5743.59	2016	6
6/13/2016	15	5821.78	2016	6
6/13/2016	16	5808.42	2016	6
6/13/2016	17	5765.57	2016	6
6/13/2016	18	5555.21	2016	6
6/13/2016	19	5350.68	2016	6
6/13/2016	20	5131.9	2016	6
6/13/2016	21	4833.7	2016	6
6/13/2016	22	4351.1	2016	6
6/13/2016	23	3965.8	2016	6
6/14/2016	0	3692.65	2016	6
6/14/2016	1	3487.75	2016	6
6/14/2016	2	3350	2016	6
6/14/2016	3	3319.5	2016	6
6/14/2016	4	3336.466	2016	6
6/14/2016	5	3556.34	2016	6

Day	Hr	Total	Year	Month
6/14/2016	6	3821.37	2016	6
6/14/2016	7	4117.55	2016	6
6/14/2016	8	4432.5	2016	6
6/14/2016	9	4762.17	2016	6
6/14/2016	10	5194.99	2016	6
6/14/2016	11	5493.81	2016	6
6/14/2016	12	5674.4	2016	6
6/14/2016	13	5865.69	2016	6
6/14/2016	14	5928.75	2016	6
6/14/2016	15	5861.63	2016	6
6/14/2016	16	5634.51	2016	6
6/14/2016	17	5364.84	2016	6
6/14/2016	18	5018.7	2016	6
6/14/2016	19	4778.6	2016	6
6/14/2016	20	4704.5	2016	6
6/14/2016	21	4490.2	2016	6
6/14/2016	22	4147.126	2016	6
6/14/2016	23	3780	2016	6
6/15/2016	0	3604.1	2016	6
6/15/2016	1	3481.4	2016	6
6/15/2016	2	3363.5	2016	6
6/15/2016	3	3340.15	2016	6
6/15/2016	4	3448.9	2016	6
6/15/2016	5	3649.09	2016	6
6/15/2016	6	3963.83	2016	6
6/15/2016	7	4189.97	2016	6
6/15/2016	8	4544.97	2016	6
6/15/2016	9	4846.87	2016	6
6/15/2016	10	5126.47	2016	6
6/15/2016	11	5409.86	2016	6
6/15/2016	12	5647.18	2016	6
6/15/2016	13	5678.59	2016	6
6/15/2016	14	5733.75	2016	6
6/15/2016	15	5627.05	2016	6
6/15/2016	16	5500.14	2016	6
6/15/2016	17	5291.31	2016	6
6/15/2016	18	5142.49	2016	6
6/15/2016	19	4991.05	2016	6
6/15/2016	20	4767.3	2016	6
6/15/2016	21	4494.5	2016	6
6/15/2016	22	4128.6	2016	6
6/15/2016	23	3755.6	2016	6
6/16/2016	0	3498.3	2016	6
6/16/2016	1	3384.8	2016	6
6/16/2016	2	3231.1	2016	6
6/16/2016	3	3196.4	2016	6
6/16/2016	4	3234.4	2016	6
6/16/2016	5	3507.44	2016	6
6/16/2016	6	3837.65	2016	6
6/16/2016	7	4152.97	2016	6
6/16/2016	8	4500.75	2016	6
6/16/2016	9	4824.23	2016	6
6/16/2016	10	5243.087	2016	6
6/16/2016	11	5640.15	2016	6
6/16/2016	12	5860.75	2016	6
6/16/2016	13	6062.5	2016	6
6/16/2016	14	6224.5	2016	6
6/16/2016	15	6246.3	2016	6
6/16/2016	16	6210.3	2016	6
6/16/2016	17	6161.022	2016	6
6/16/2016	18	5967.8	2016	6
6/16/2016	19	5666.3	2016	6
6/16/2016	20	5456.05	2016	6
6/16/2016	21	5158.85	2016	6

Day	Hr	Total	Year	Month
6/16/2016	22	4725.8	2016	6
6/16/2016	23	4342.6	2016	6
6/17/2016	0	3981.6	2016	6
6/17/2016	1	3731.6	2016	6
6/17/2016	2	3469.3	2016	6
6/17/2016	3	3385.9	2016	6
6/17/2016	4	3474.4	2016	6
6/17/2016	5	3605.9	2016	6
6/17/2016	6	3837.5	2016	6
6/17/2016	7	3960.35	2016	6
6/17/2016	8	4211.35	2016	6
6/17/2016	9	4404.2	2016	6
6/17/2016	10	4565.7	2016	6
6/17/2016	11	4798.55	2016	6
6/17/2016	12	4898.65	2016	6
6/17/2016	13	4968	2016	6
6/17/2016	14	5032.1	2016	6
6/17/2016	15	5036	2016	6
6/17/2016	16	5057.1	2016	6
6/17/2016	17	5020.108	2016	6
6/17/2016	18	4921.5	2016	6
6/17/2016	19	4717.85	2016	6
6/17/2016	20	4565.5	2016	6
6/17/2016	21	4386.15	2016	6
6/17/2016	22	4019.2	2016	6
6/17/2016	23	3681.9	2016	6
6/18/2016	0	3438.3	2016	6
6/18/2016	1	3248.5	2016	6
6/18/2016	2	3134.2	2016	6
6/18/2016	3	3039.65	2016	6
6/18/2016	4	3032.15	2016	6
6/18/2016	5	3048.6	2016	6
6/18/2016	6	3152.85	2016	6
6/18/2016	7	3465.35	2016	6
6/18/2016	8	3755.1	2016	6
6/18/2016	9	4108.3	2016	6
6/18/2016	10	4379.35	2016	6
6/18/2016	11	4586.05	2016	6
6/18/2016	12	4768	2016	6
6/18/2016	13	4941.8	2016	6
6/18/2016	14	5043.8	2016	6
6/18/2016	15	5159.1	2016	6
6/18/2016	16	5176.5	2016	6
6/18/2016	17	5138.7	2016	6
6/18/2016	18	5009.1	2016	6
6/18/2016	19	4801.15	2016	6
6/18/2016	20	4546.3	2016	6
6/18/2016	21	4286.15	2016	6
6/18/2016	22	3903.2	2016	6
6/18/2016	23	3577.1	2016	6
6/19/2016	0	3339.7	2016	6
6/19/2016	1	3127.9	2016	6
6/19/2016	2	3045.7	2016	6
6/19/2016	3	2978.35	2016	6
6/19/2016	4	2936.25	2016	6
6/19/2016	5	2925.6	2016	6
6/19/2016	6	3008.8	2016	6
6/19/2016	7	3286.3	2016	6
6/19/2016	8	3601.8	2016	6
6/19/2016	9	3894.3	2016	6
6/19/2016	10	4221.3	2016	6
6/19/2016	11	4449.8	2016	6
6/19/2016	12	4690.8	2016	6
6/19/2016	13	4846.9	2016	6

Day	Hr	Total	Year	Month
6/19/2016	14	5036.6	2016	6
6/19/2016	15	5105.3	2016	6
6/19/2016	16	5172.75	2016	6
6/19/2016	17	5206.75	2016	6
6/19/2016	18	5096	2016	6
6/19/2016	19	4941.142	2016	6
6/19/2016	20	4837.1	2016	6
6/19/2016	21	4566.3	2016	6
6/19/2016	22	4244.1	2016	6
6/19/2016	23	3917	2016	6
6/20/2016	0	3608.2	2016	6
6/20/2016	1	3458.4	2016	6
6/20/2016	2	3353.7	2016	6
6/20/2016	3	3369.7	2016	6
6/20/2016	4	3474.4	2016	6
6/20/2016	5	3703.45	2016	6
6/20/2016	6	3987.45	2016	6
6/20/2016	7	4229.1	2016	6
6/20/2016	8	4574	2016	6
6/20/2016	9	4914.25	2016	6
6/20/2016	10	5223.35	2016	6
6/20/2016	11	5548.2	2016	6
6/20/2016	12	5783.1	2016	6
6/20/2016	13	5954.4	2016	6
6/20/2016	14	6044.7	2016	6
6/20/2016	15	6071.9	2016	6
6/20/2016	16	6101.25	2016	6
6/20/2016	17	6034.85	2016	6
6/20/2016	18	5873.083	2016	6
6/20/2016	19	5644.15	2016	6
6/20/2016	20	5501.3	2016	6
6/20/2016	21	5174.9	2016	6
6/20/2016	22	4764.4	2016	6
6/20/2016	23	4419.15	2016	6
6/21/2016	0	4193.55	2016	6
6/21/2016	1	3999.4	2016	6
6/21/2016	2	3866.35	2016	6
6/21/2016	3	3796.95	2016	6
6/21/2016	4	3913.2	2016	6
6/21/2016	5	4060.1	2016	6
6/21/2016	6	4372.3	2016	6
6/21/2016	7	4726.8	2016	6
6/21/2016	8	5038.8	2016	6
6/21/2016	9	5406.9	2016	6
6/21/2016	10	5731.7	2016	6
6/21/2016	11	5917.2	2016	6
6/21/2016	12	5978.05	2016	6
6/21/2016	13	5891.35	2016	6
6/21/2016	14	5934.9	2016	6
6/21/2016	15	5835.05	2016	6
6/21/2016	16	5833.25	2016	6
6/21/2016	17	5714.6	2016	6
6/21/2016	18	5595.314	2016	6
6/21/2016	19	5423.519	2016	6
6/21/2016	20	5177.6	2016	6
6/21/2016	21	4941	2016	6
6/21/2016	22	4547.6	2016	6
6/21/2016	23	4155.2	2016	6
6/22/2016	0	3931.8	2016	6
6/22/2016	1	3740.9	2016	6
6/22/2016	2	3632.6	2016	6
6/22/2016	3	3609.5	2016	6
6/22/2016	4	3746.7	2016	6
6/22/2016	5	3933	2016	6

Day	Hr	Total	Year	Month
6/22/2016	6	4147.3	2016	6
6/22/2016	7	4402.95	2016	6
6/22/2016	8	4572.15	2016	6
6/22/2016	9	4658.3	2016	6
6/22/2016	10	4716.7	2016	6
6/22/2016	11	4807.4	2016	6
6/22/2016	12	4939	2016	6
6/22/2016	13	5065.7	2016	6
6/22/2016	14	5196.2	2016	6
6/22/2016	15	5366.8	2016	6
6/22/2016	16	5472.1	2016	6
6/22/2016	17	5525.3	2016	6
6/22/2016	18	5495.1	2016	6
6/22/2016	19	5373.85	2016	6
6/22/2016	20	5297.85	2016	6
6/22/2016	21	5056.4	2016	6
6/22/2016	22	4691.8	2016	6
6/22/2016	23	4392.6	2016	6
6/23/2016	0	4143.9	2016	6
6/23/2016	1	3962.7	2016	6
6/23/2016	2	3882.5	2016	6
6/23/2016	3	3826.9	2016	6
6/23/2016	4	3959.05	2016	6
6/23/2016	5	4182.65	2016	6
6/23/2016	6	4413	2016	6
6/23/2016	7	4712.6	2016	6
6/23/2016	8	5031.1	2016	6
6/23/2016	9	5389.059	2016	6
6/23/2016	10	5712.95	2016	6
6/23/2016	11	5948	2016	6
6/23/2016	12	6137.1	2016	6
6/23/2016	13	6262.6	2016	6
6/23/2016	14	6333.6	2016	6
6/23/2016	15	6153.2	2016	6
6/23/2016	16	5746.05	2016	6
6/23/2016	17	5404.75	2016	6
6/23/2016	18	5159	2016	6
6/23/2016	19	4974.4	2016	6
6/23/2016	20	4806.5	2016	6
6/23/2016	21	4550.1	2016	6
6/23/2016	22	4247.9	2016	6
6/23/2016	23	3930.6	2016	6
6/24/2016	0	3782.75	2016	6
6/24/2016	1	3565.75	2016	6
6/24/2016	2	3471.9	2016	6
6/24/2016	3	3431.6	2016	6
6/24/2016	4	3525.6	2016	6
6/24/2016	5	3720.35	2016	6
6/24/2016	6	3989.85	2016	6
6/24/2016	7	4213.2	2016	6
6/24/2016	8	4453.4	2016	6
6/24/2016	9	4710.17	2016	6
6/24/2016	10	4981.7	2016	6
6/24/2016	11	5219.9	2016	6
6/24/2016	12	5436.9	2016	6
6/24/2016	13	5518.85	2016	6
6/24/2016	14	5558.8	2016	6
6/24/2016	15	5672.25	2016	6
6/24/2016	16	5695.35	2016	6
6/24/2016	17	5569.35	2016	6
6/24/2016	18	5442.3	2016	6
6/24/2016	19	5167	2016	6
6/24/2016	20	5030	2016	6
6/24/2016	21	4747	2016	6

Day	Hr	Total	Year	Month
6/24/2016	22	4297.6	2016	6
6/24/2016	23	4010.9	2016	6
6/25/2016	0	3676.8	2016	6
6/25/2016	1	3494.8	2016	6
6/25/2016	2	3267.9	2016	6
6/25/2016	3	3148.7	2016	6
6/25/2016	4	3141.7	2016	6
6/25/2016	5	3141	2016	6
6/25/2016	6	3349.5	2016	6
6/25/2016	7	3659.7	2016	6
6/25/2016	8	4067	2016	6
6/25/2016	9	4486.9	2016	6
6/25/2016	10	4819.2	2016	6
6/25/2016	11	4978.2	2016	6
6/25/2016	12	5209	2016	6
6/25/2016	13	5355.2	2016	6
6/25/2016	14	5463.6	2016	6
6/25/2016	15	5527.25	2016	6
6/25/2016	16	5618.05	2016	6
6/25/2016	17	5570.7	2016	6
6/25/2016	18	5423	2016	6
6/25/2016	19	5208.8	2016	6
6/25/2016	20	5034.05	2016	6
6/25/2016	21	4720.15	2016	6
6/25/2016	22	4355.6	2016	6
6/25/2016	23	4011.7	2016	6
6/26/2016	0	3718.9	2016	6
6/26/2016	1	3507.7	2016	6
6/26/2016	2	3346.8	2016	6
6/26/2016	3	3221.9	2016	6
6/26/2016	4	3167.15	2016	6
6/26/2016	5	3182.481	2016	6
6/26/2016	6	3266.628	2016	6
6/26/2016	7	3617.3	2016	6
6/26/2016	8	4103.1	2016	6
6/26/2016	9	4530.9	2016	6
6/26/2016	10	4860.1	2016	6
6/26/2016	11	5205.4	2016	6
6/26/2016	12	5426.9	2016	6
6/26/2016	13	5541.9	2016	6
6/26/2016	14	5584.1	2016	6
6/26/2016	15	5553.8	2016	6
6/26/2016	16	5540.6	2016	6
6/26/2016	17	5496.8	2016	6
6/26/2016	18	5454.65	2016	6
6/26/2016	19	5302.984	2016	6
6/26/2016	20	5200.1	2016	6
6/26/2016	21	4942.8	2016	6
6/26/2016	22	4599.4	2016	6
6/26/2016	23	4258.55	2016	6
6/27/2016	0	4003.85	2016	6
6/27/2016	1	3781.1	2016	6
6/27/2016	2	3714.2	2016	6
6/27/2016	3	3650.1	2016	6
6/27/2016	4	3761.7	2016	6
6/27/2016	5	3912.9	2016	6
6/27/2016	6	4134.6	2016	6
6/27/2016	7	4415.1	2016	6
6/27/2016	8	4749.7	2016	6
6/27/2016	9	4978.8	2016	6
6/27/2016	10	5212.25	2016	6
6/27/2016	11	5402.85	2016	6
6/27/2016	12	5485.4	2016	6
6/27/2016	13	5593.4	2016	6

Day	Hr	Total	Year	Month
6/27/2016	14	5680.7	2016	6
6/27/2016	15	5730	2016	6
6/27/2016	16	5587	2016	6
6/27/2016	17	5503.2	2016	6
6/27/2016	18	5294.45	2016	6
6/27/2016	19	5082.45	2016	6
6/27/2016	20	5048	2016	6
6/27/2016	21	4732.3	2016	6
6/27/2016	22	4308.4	2016	6
6/27/2016	23	4029.9	2016	6
6/28/2016	0	3789.1	2016	6
6/28/2016	1	3586.6	2016	6
6/28/2016	2	3421.05	2016	6
6/28/2016	3	3332.65	2016	6
6/28/2016	4	3413.65	2016	6
6/28/2016	5	3562.45	2016	6
6/28/2016	6	3855.4	2016	6
6/28/2016	7	4177.1	2016	6
6/28/2016	8	4514.9	2016	6
6/28/2016	9	4819.9	2016	6
6/28/2016	10	5145.9	2016	6
6/28/2016	11	5432.9	2016	6
6/28/2016	12	5641	2016	6
6/28/2016	13	5783	2016	6
6/28/2016	14	5898.929	2016	6
6/28/2016	15	5955.75	2016	6
6/28/2016	16	5896.85	2016	6
6/28/2016	17	5808.05	2016	6
6/28/2016	18	5611.65	2016	6
6/28/2016	19	5290	2016	6
6/28/2016	20	5047.275	2016	6
6/28/2016	21	4713.7	2016	6
6/28/2016	22	4260.3	2016	6
6/28/2016	23	3884.95	2016	6
6/29/2016	0	3603.85	2016	6
6/29/2016	1	3369.5	2016	6
6/29/2016	2	3253.8	2016	6
6/29/2016	3	3106.3	2016	6
6/29/2016	4	3174.8	2016	6
6/29/2016	5	3280.65	2016	6
6/29/2016	6	3497.35	2016	6
6/29/2016	7	3813.9	2016	6
6/29/2016	8	3974	2016	6
6/29/2016	9	4205.5	2016	6
6/29/2016	10	4348.35	2016	6
6/29/2016	11	4579.35	2016	6
6/29/2016	12	4715.1	2016	6
6/29/2016	13	4867.084	2016	6
6/29/2016	14	4943.75	2016	6
6/29/2016	15	4974.2	2016	6
6/29/2016	16	5094.8	2016	6
6/29/2016	17	4921.1	2016	6
6/29/2016	18	4744.9	2016	6
6/29/2016	19	4567.1	2016	6
6/29/2016	20	4388.5	2016	6
6/29/2016	21	4191.7	2016	6
6/29/2016	22	3761.4	2016	6
6/29/2016	23	3454.7	2016	6
6/30/2016	0	3260.2	2016	6
6/30/2016	1	3082.8	2016	6
6/30/2016	2	2996.4	2016	6
6/30/2016	3	2980.5	2016	6
6/30/2016	4	3041.8	2016	6
6/30/2016	5	3193.25	2016	6

Day	Hr	Total	Year	Month
6/30/2016	6	3448.05	2016	6
6/30/2016	7	3696.15	2016	6
6/30/2016	8	3910.75	2016	6
6/30/2016	9	4196.3	2016	6
6/30/2016	10	4422.15	2016	6
6/30/2016	11	4642.35	2016	6
6/30/2016	12	4842.15	2016	6
6/30/2016	13	5019.45	2016	6
6/30/2016	14	5179.6	2016	6
6/30/2016	15	5241.6	2016	6
6/30/2016	16	5209.55	2016	6
6/30/2016	17	5095.65	2016	6
6/30/2016	18	4931.4	2016	6
6/30/2016	19	4646.8	2016	6
6/30/2016	20	4596.8	2016	6
6/30/2016	21	4375.2	2016	6
6/30/2016	22	4041.2	2016	6
6/30/2016	23	3674.7	2016	6
7/1/2016	0	3473	2016	7
7/1/2016	1	3306.5	2016	7
7/1/2016	2	3173.3	2016	7
7/1/2016	3	3108.3	2016	7
7/1/2016	4	3235.95	2016	7
7/1/2016	5	3382.95	2016	7
7/1/2016	6	3553.6	2016	7
7/1/2016	7	3792.9	2016	7
7/1/2016	8	4079.8	2016	7
7/1/2016	9	4258.6	2016	7
7/1/2016	10	4431.65	2016	7
7/1/2016	11	4577.95	2016	7
7/1/2016	12	4798.6	2016	7
7/1/2016	13	4953.7	2016	7
7/1/2016	14	5066.25	2016	7
7/1/2016	15	5171.75	2016	7
7/1/2016	16	5241.4	2016	7
7/1/2016	17	5168.2	2016	7
7/1/2016	18	5001.5	2016	7
7/1/2016	19	4730.45	2016	7
7/1/2016	20	4544.75	2016	7
7/1/2016	21	4283.4	2016	7
7/1/2016	22	3916.4	2016	7
7/1/2016	23	3583.8	2016	7
7/2/2016	0	3309	2016	7
7/2/2016	1	3100.3	2016	7
7/2/2016	2	2954	2016	7
7/2/2016	3	2844.7	2016	7
7/2/2016	4	2824.8	2016	7
7/2/2016	5	2735.25	2016	7
7/2/2016	6	2841.95	2016	7
7/2/2016	7	3048.25	2016	7
7/2/2016	8	3340.85	2016	7
7/2/2016	9	3618.15	2016	7
7/2/2016	10	3841.15	2016	7
7/2/2016	11	4119.1	2016	7
7/2/2016	12	4308.5	2016	7
7/2/2016	13	4389.9	2016	7
7/2/2016	14	4469.1	2016	7
7/2/2016	15	4435.6	2016	7
7/2/2016	16	4373.3	2016	7
7/2/2016	17	4220.2	2016	7
7/2/2016	18	4008.1	2016	7
7/2/2016	19	3873.7	2016	7
7/2/2016	20	3845.4	2016	7
7/2/2016	21	3644.9	2016	7

Day	Hr	Total	Year	Month
7/2/2016	22	3455.8	2016	7
7/2/2016	23	3236.5	2016	7
7/3/2016	0	3029.8	2016	7
7/3/2016	1	2970.7	2016	7
7/3/2016	2	2857.5	2016	7
7/3/2016	3	2780	2016	7
7/3/2016	4	2815.1	2016	7
7/3/2016	5	2792.8	2016	7
7/3/2016	6	2850.6	2016	7
7/3/2016	7	3013.1	2016	7
7/3/2016	8	3152.5	2016	7
7/3/2016	9	3320.1	2016	7
7/3/2016	10	3444.8	2016	7
7/3/2016	11	3547.8	2016	7
7/3/2016	12	3653.3	2016	7
7/3/2016	13	3683.9	2016	7
7/3/2016	14	3887.8	2016	7
7/3/2016	15	3992.7	2016	7
7/3/2016	16	4025.2	2016	7
7/3/2016	17	3942.5	2016	7
7/3/2016	18	3821.1	2016	7
7/3/2016	19	3778.5	2016	7
7/3/2016	20	3701.439	2016	7
7/3/2016	21	3562	2016	7
7/3/2016	22	3312.8	2016	7
7/3/2016	23	3104.9	2016	7
7/4/2016	0	2997.1	2016	7
7/4/2016	1	2900.3	2016	7
7/4/2016	2	2844.6	2016	7
7/4/2016	3	2821.5	2016	7
7/4/2016	4	2865.3	2016	7
7/4/2016	5	2877.4	2016	7
7/4/2016	6	2942.95	2016	7
7/4/2016	7	3083.55	2016	7
7/4/2016	8	3291.2	2016	7
7/4/2016	9	3515.1	2016	7
7/4/2016	10	3756.3	2016	7
7/4/2016	11	3941	2016	7
7/4/2016	12	3998.5	2016	7
7/4/2016	13	3973.2	2016	7
7/4/2016	14	3926.3	2016	7
7/4/2016	15	3949.5	2016	7
7/4/2016	16	3928.6	2016	7
7/4/2016	17	3886.75	2016	7
7/4/2016	18	3850.45	2016	7
7/4/2016	19	3753.4	2016	7
7/4/2016	20	3766.4	2016	7
7/4/2016	21	3688.1	2016	7
7/4/2016	22	3556.5	2016	7
7/4/2016	23	3368.5	2016	7
7/5/2016	0	3174.1	2016	7
7/5/2016	1	3110.9	2016	7
7/5/2016	2	3001.3	2016	7
7/5/2016	3	3065.1	2016	7
7/5/2016	4	3209.3	2016	7
7/5/2016	5	3501.8	2016	7
7/5/2016	6	3721.05	2016	7
7/5/2016	7	3976.75	2016	7
7/5/2016	8	4241.5	2016	7
7/5/2016	9	4539.9	2016	7
7/5/2016	10	4780.3	2016	7
7/5/2016	11	5010.9	2016	7
7/5/2016	12	5284.864	2016	7
7/5/2016	13	5420.7	2016	7

Day	Hr	Total	Year	Month
7/5/2016	14	5601.35	2016	7
7/5/2016	15	5637.75	2016	7
7/5/2016	16	5667	2016	7
7/5/2016	17	5616.5	2016	7
7/5/2016	18	5475.9	2016	7
7/5/2016	19	5286.814	2016	7
7/5/2016	20	5167.667	2016	7
7/5/2016	21	4869.15	2016	7
7/5/2016	22	4504	2016	7
7/5/2016	23	4134.5	2016	7
7/6/2016	0	3932.7	2016	7
7/6/2016	1	3720.45	2016	7
7/6/2016	2	3583.75	2016	7
7/6/2016	3	3552.5	2016	7
7/6/2016	4	3641.7	2016	7
7/6/2016	5	3839.8	2016	7
7/6/2016	6	4063.65	2016	7
7/6/2016	7	4329.35	2016	7
7/6/2016	8	4670.9	2016	7
7/6/2016	9	5005	2016	7
7/6/2016	10	5313.5	2016	7
7/6/2016	11	5563.6	2016	7
7/6/2016	12	5733.6	2016	7
7/6/2016	13	5635.4	2016	7
7/6/2016	14	5552.65	2016	7
7/6/2016	15	5360.3	2016	7
7/6/2016	16	5240.9	2016	7
7/6/2016	17	5122.25	2016	7
7/6/2016	18	4921.05	2016	7
7/6/2016	19	4664.95	2016	7
7/6/2016	20	4598.8	2016	7
7/6/2016	21	4350.5	2016	7
7/6/2016	22	4085.4	2016	7
7/6/2016	23	3748.4	2016	7
7/7/2016	0	3547.35	2016	7
7/7/2016	1	3401.65	2016	7
7/7/2016	2	3267.2	2016	7
7/7/2016	3	3242.15	2016	7
7/7/2016	4	3353.65	2016	7
7/7/2016	5	3569.012	2016	7
7/7/2016	6	3752.8	2016	7
7/7/2016	7	3936.1	2016	7
7/7/2016	8	4140.95	2016	7
7/7/2016	9	4296.85	2016	7
7/7/2016	10	4507.8	2016	7
7/7/2016	11	4788.3	2016	7
7/7/2016	12	5015.3	2016	7
7/7/2016	13	5257.8	2016	7
7/7/2016	14	5350.2	2016	7
7/7/2016	15	5465.8	2016	7
7/7/2016	16	5360.4	2016	7
7/7/2016	17	5149.8	2016	7
7/7/2016	18	4922.8	2016	7
7/7/2016	19	4730.8	2016	7
7/7/2016	20	4594	2016	7
7/7/2016	21	4342.57	2016	7
7/7/2016	22	4026.75	2016	7
7/7/2016	23	3756.2	2016	7
7/8/2016	0	3557.35	2016	7
7/8/2016	1	3409.8	2016	7
7/8/2016	2	3354.85	2016	7
7/8/2016	3	3351.15	2016	7
7/8/2016	4	3480.561	2016	7
7/8/2016	5	3617.65	2016	7

Day	Hr	Total	Year	Month
7/8/2016	6	3832.3	2016	7
7/8/2016	7	4058.5	2016	7
7/8/2016	8	4371.9	2016	7
7/8/2016	9	4656	2016	7
7/8/2016	10	4719.9	2016	7
7/8/2016	11	4680.8	2016	7
7/8/2016	12	4767	2016	7
7/8/2016	13	4839.778	2016	7
7/8/2016	14	4953.7	2016	7
7/8/2016	15	5012.6	2016	7
7/8/2016	16	5028.75	2016	7
7/8/2016	17	5055.75	2016	7
7/8/2016	18	4962.15	2016	7
7/8/2016	19	4774.65	2016	7
7/8/2016	20	4676.8	2016	7
7/8/2016	21	4455.8	2016	7
7/8/2016	22	4111.45	2016	7
7/8/2016	23	3829.15	2016	7
7/9/2016	0	3620.5	2016	7
7/9/2016	1	3397.8	2016	7
7/9/2016	2	3305.4	2016	7
7/9/2016	3	3156.8	2016	7
7/9/2016	4	3118.8	2016	7
7/9/2016	5	3080.15	2016	7
7/9/2016	6	3210.45	2016	7
7/9/2016	7	3468.8	2016	7
7/9/2016	8	3739.8	2016	7
7/9/2016	9	4118.1	2016	7
7/9/2016	10	4360.2	2016	7
7/9/2016	11	4653.7	2016	7
7/9/2016	12	4746.5	2016	7
7/9/2016	13	4887.3	2016	7
7/9/2016	14	4949	2016	7
7/9/2016	15	4967.5	2016	7
7/9/2016	16	4879.25	2016	7
7/9/2016	17	4755.35	2016	7
7/9/2016	18	4612.5	2016	7
7/9/2016	19	4438.9	2016	7
7/9/2016	20	4222.619	2016	7
7/9/2016	21	4063.4	2016	7
7/9/2016	22	3787	2016	7
7/9/2016	23	3448.75	2016	7
7/10/2016	0	3231.45	2016	7
7/10/2016	1	3062.45	2016	7
7/10/2016	2	2954.2	2016	7
7/10/2016	3	2873.55	2016	7
7/10/2016	4	2852.6	2016	7
7/10/2016	5	2822.8	2016	7
7/10/2016	6	2884.3	2016	7
7/10/2016	7	3115.2	2016	7
7/10/2016	8	3426.3	2016	7
7/10/2016	9	3724.4	2016	7
7/10/2016	10	4031.9	2016	7
7/10/2016	11	4244.8	2016	7
7/10/2016	12	4449.9	2016	7
7/10/2016	13	4689.7	2016	7
7/10/2016	14	4795	2016	7
7/10/2016	15	4953.45	2016	7
7/10/2016	16	5044.45	2016	7
7/10/2016	17	5076.95	2016	7
7/10/2016	18	4927.75	2016	7
7/10/2016	19	4673.55	2016	7
7/10/2016	20	4586.25	2016	7
7/10/2016	21	4301.5	2016	7

Day	Hr	Total	Year	Month
7/10/2016	22	3982.7	2016	7
7/10/2016	23	3620.85	2016	7
7/11/2016	0	3331.6	2016	7
7/11/2016	1	3198.65	2016	7
7/11/2016	2	3128.4	2016	7
7/11/2016	3	3042.3	2016	7
7/11/2016	4	3249.65	2016	7
7/11/2016	5	3423.75	2016	7
7/11/2016	6	3634.45	2016	7
7/11/2016	7	3904.1	2016	7
7/11/2016	8	4231.05	2016	7
7/11/2016	9	4638.35	2016	7
7/11/2016	10	4941.85	2016	7
7/11/2016	11	5292.9	2016	7
7/11/2016	12	5532.3	2016	7
7/11/2016	13	5668.75	2016	7
7/11/2016	14	5871.1	2016	7
7/11/2016	15	5809	2016	7
7/11/2016	16	5866.35	2016	7
7/11/2016	17	5893.9	2016	7
7/11/2016	18	5706.3	2016	7
7/11/2016	19	5534.1	2016	7
7/11/2016	20	5317.5	2016	7
7/11/2016	21	5007.8	2016	7
7/11/2016	22	4653.65	2016	7
7/11/2016	23	4277.85	2016	7
7/12/2016	0	3982.35	2016	7
7/12/2016	1	3756.75	2016	7
7/12/2016	2	3634.4	2016	7
7/12/2016	3	3529.8	2016	7
7/12/2016	4	3587	2016	7
7/12/2016	5	3850.95	2016	7
7/12/2016	6	4056.75	2016	7
7/12/2016	7	4329.5	2016	7
7/12/2016	8	4570.3	2016	7
7/12/2016	9	4744.8	2016	7
7/12/2016	10	4825.45	2016	7
7/12/2016	11	4887.7	2016	7
7/12/2016	12	4885.55	2016	7
7/12/2016	13	4871.5	2016	7
7/12/2016	14	4913	2016	7
7/12/2016	15	4982.25	2016	7
7/12/2016	16	4993.95	2016	7
7/12/2016	17	5025.15	2016	7
7/12/2016	18	5005.25	2016	7
7/12/2016	19	4870.5	2016	7
7/12/2016	20	4788.4	2016	7
7/12/2016	21	4593.914	2016	7
7/12/2016	22	4252.3	2016	7
7/12/2016	23	3965.7	2016	7
7/13/2016	0	3698.1	2016	7
7/13/2016	1	3554.15	2016	7
7/13/2016	2	3488.15	2016	7
7/13/2016	3	3448.9	2016	7
7/13/2016	4	3607.9	2016	7
7/13/2016	5	3828	2016	7
7/13/2016	6	4046.6	2016	7
7/13/2016	7	4407.8	2016	7
7/13/2016	8	4824.2	2016	7
7/13/2016	9	5240.5	2016	7
7/13/2016	10	5534.1	2016	7
7/13/2016	11	5819.9	2016	7
7/13/2016	12	6022.618	2016	7
7/13/2016	13	6202.05	2016	7

Day	Hr	Total	Year	Month
7/13/2016	14	6370.4	2016	7
7/13/2016	15	6346.8	2016	7
7/13/2016	16	6319.7	2016	7
7/13/2016	17	6238.6	2016	7
7/13/2016	18	6050.5	2016	7
7/13/2016	19	5816.9	2016	7
7/13/2016	20	5702.6	2016	7
7/13/2016	21	5299	2016	7
7/13/2016	22	4870.2	2016	7
7/13/2016	23	4434.4	2016	7
7/14/2016	0	4057.9	2016	7
7/14/2016	1	3829	2016	7
7/14/2016	2	3674.4	2016	7
7/14/2016	3	3659.7	2016	7
7/14/2016	4	3789.7	2016	7
7/14/2016	5	3952.4	2016	7
7/14/2016	6	4188.3	2016	7
7/14/2016	7	4527.5	2016	7
7/14/2016	8	4797.3	2016	7
7/14/2016	9	5186.75	2016	7
7/14/2016	10	5416.65	2016	7
7/14/2016	11	5572.15	2016	7
7/14/2016	12	5720.95	2016	7
7/14/2016	13	5872.9	2016	7
7/14/2016	14	5921.9	2016	7
7/14/2016	15	5783.6	2016	7
7/14/2016	16	5515.3	2016	7
7/14/2016	17	5284.6	2016	7
7/14/2016	18	5001.515	2016	7
7/14/2016	19	4857.6	2016	7
7/14/2016	20	4777.3	2016	7
7/14/2016	21	4610.4	2016	7
7/14/2016	22	4279.9	2016	7
7/14/2016	23	3914.15	2016	7
7/15/2016	0	3730.35	2016	7
7/15/2016	1	3556.8	2016	7
7/15/2016	2	3406.65	2016	7
7/15/2016	3	3414.45	2016	7
7/15/2016	4	3480.9	2016	7
7/15/2016	5	3671.6	2016	7
7/15/2016	6	3873.4	2016	7
7/15/2016	7	4204.7	2016	7
7/15/2016	8	4553.8	2016	7
7/15/2016	9	4861.5	2016	7
7/15/2016	10	5230.6	2016	7
7/15/2016	11	5525.1	2016	7
7/15/2016	12	5801.4	2016	7
7/15/2016	13	5936	2016	7
7/15/2016	14	6048.063	2016	7
7/15/2016	15	6085.3	2016	7
7/15/2016	16	5886	2016	7
7/15/2016	17	5660.4	2016	7
7/15/2016	18	5342.15	2016	7
7/15/2016	19	5015.3	2016	7
7/15/2016	20	4864.05	2016	7
7/15/2016	21	4581.3	2016	7
7/15/2016	22	4221.5	2016	7
7/15/2016	23	3910.2	2016	7
7/16/2016	0	3594.1	2016	7
7/16/2016	1	3421.7	2016	7
7/16/2016	2	3252.1	2016	7
7/16/2016	3	3145.9	2016	7
7/16/2016	4	3193.7	2016	7
7/16/2016	5	3254.4	2016	7

Day	Hr	Total	Year	Month
7/16/2016	6	3293.2	2016	7
7/16/2016	7	3477.1	2016	7
7/16/2016	8	3745	2016	7
7/16/2016	9	4038.55	2016	7
7/16/2016	10	4300.35	2016	7
7/16/2016	11	4507.2	2016	7
7/16/2016	12	4785.7	2016	7
7/16/2016	13	4968.2	2016	7
7/16/2016	14	5125.75	2016	7
7/16/2016	15	5265.85	2016	7
7/16/2016	16	5275.9	2016	7
7/16/2016	17	5249.3	2016	7
7/16/2016	18	5149.6	2016	7
7/16/2016	19	4872.3	2016	7
7/16/2016	20	4693.3	2016	7
7/16/2016	21	4445	2016	7
7/16/2016	22	4086.2	2016	7
7/16/2016	23	3756.9	2016	7
7/17/2016	0	3462.4	2016	7
7/17/2016	1	3281.5	2016	7
7/17/2016	2	3148.8	2016	7
7/17/2016	3	3054.2	2016	7
7/17/2016	4	3035.2	2016	7
7/17/2016	5	2996.5	2016	7
7/17/2016	6	3021.3	2016	7
7/17/2016	7	3432.35	2016	7
7/17/2016	8	3817.55	2016	7
7/17/2016	9	4142.45	2016	7
7/17/2016	10	4507.3	2016	7
7/17/2016	11	4827.45	2016	7
7/17/2016	12	5124.45	2016	7
7/17/2016	13	5301.55	2016	7
7/17/2016	14	5467.3	2016	7
7/17/2016	15	5595.047	2016	7
7/17/2016	16	5671.2	2016	7
7/17/2016	17	5662.75	2016	7
7/17/2016	18	5541.95	2016	7
7/17/2016	19	5321.1	2016	7
7/17/2016	20	5213.7	2016	7
7/17/2016	21	4922.6	2016	7
7/17/2016	22	4589.95	2016	7
7/17/2016	23	4256.15	2016	7
7/18/2016	0	3976.2	2016	7
7/18/2016	1	3806.8	2016	7
7/18/2016	2	3669.2	2016	7
7/18/2016	3	3664.7	2016	7
7/18/2016	4	3732.6	2016	7
7/18/2016	5	3930.1	2016	7
7/18/2016	6	4119.15	2016	7
7/18/2016	7	4451.8	2016	7
7/18/2016	8	4658.75	2016	7
7/18/2016	9	4727.9	2016	7
7/18/2016	10	4954.7	2016	7
7/18/2016	11	5113.7	2016	7
7/18/2016	12	5323.2	2016	7
7/18/2016	13	5561.4	2016	7
7/18/2016	14	5695.55	2016	7
7/18/2016	15	5616.35	2016	7
7/18/2016	16	5496.1	2016	7
7/18/2016	17	5494.6	2016	7
7/18/2016	18	5397.8	2016	7
7/18/2016	19	5205.9	2016	7
7/18/2016	20	5165.45	2016	7
7/18/2016	21	4872.35	2016	7

Day	Hr	Total	Year	Month
7/18/2016	22	4498.55	2016	7
7/18/2016	23	4156.15	2016	7
7/19/2016	0	3865.55	2016	7
7/19/2016	1	3675.85	2016	7
7/19/2016	2	3600.8	2016	7
7/19/2016	3	3476.2	2016	7
7/19/2016	4	3593.1	2016	7
7/19/2016	5	3843.512	2016	7
7/19/2016	6	4004.7	2016	7
7/19/2016	7	4402.1	2016	7
7/19/2016	8	4788.8	2016	7
7/19/2016	9	5213.6	2016	7
7/19/2016	10	5534	2016	7
7/19/2016	11	5823.95	2016	7
7/19/2016	12	6007.138	2016	7
7/19/2016	13	6202.35	2016	7
7/19/2016	14	6314.15	2016	7
7/19/2016	15	6316.2	2016	7
7/19/2016	16	6250.8	2016	7
7/19/2016	17	6276.15	2016	7
7/19/2016	18	6081.65	2016	7
7/19/2016	19	5861.368	2016	7
7/19/2016	20	5732.8	2016	7
7/19/2016	21	5387.75	2016	7
7/19/2016	22	4964.9	2016	7
7/19/2016	23	4561	2016	7
7/20/2016	0	4233.65	2016	7
7/20/2016	1	4051.15	2016	7
7/20/2016	2	3904.6	2016	7
7/20/2016	3	3824.7	2016	7
7/20/2016	4	3879.45	2016	7
7/20/2016	5	4015.35	2016	7
7/20/2016	6	4261.4	2016	7
7/20/2016	7	4600.7	2016	7
7/20/2016	8	4887.5	2016	7
7/20/2016	9	5319.25	2016	7
7/20/2016	10	5610.15	2016	7
7/20/2016	11	5857.1	2016	7
7/20/2016	12	6034.2	2016	7
7/20/2016	13	6071.25	2016	7
7/20/2016	14	6097.45	2016	7
7/20/2016	15	5948.1	2016	7
7/20/2016	16	5883.3	2016	7
7/20/2016	17	5724.3	2016	7
7/20/2016	18	5545.5	2016	7
7/20/2016	19	5284.6	2016	7
7/20/2016	20	5162.6	2016	7
7/20/2016	21	4892.95	2016	7
7/20/2016	22	4511.05	2016	7
7/20/2016	23	4227.55	2016	7
7/21/2016	0	3924.55	2016	7
7/21/2016	1	3747.05	2016	7
7/21/2016	2	3590.15	2016	7
7/21/2016	3	3516.4	2016	7
7/21/2016	4	3593	2016	7
7/21/2016	5	3749.25	2016	7
7/21/2016	6	3938.4	2016	7
7/21/2016	7	4276.25	2016	7
7/21/2016	8	4678	2016	7
7/21/2016	9	5124.5	2016	7
7/21/2016	10	5499.1	2016	7
7/21/2016	11	5784.7	2016	7
7/21/2016	12	6030.3	2016	7
7/21/2016	13	6148.2	2016	7

Day	Hr	Total	Year	Month
7/21/2016	14	6224.3	2016	7
7/21/2016	15	6266.6	2016	7
7/21/2016	16	6263.6	2016	7
7/21/2016	17	6240.6	2016	7
7/21/2016	18	6043.7	2016	7
7/21/2016	19	5865.6	2016	7
7/21/2016	20	5704.1	2016	7
7/21/2016	21	5409.3	2016	7
7/21/2016	22	5002.9	2016	7
7/21/2016	23	4648	2016	7
7/22/2016	0	4357.5	2016	7
7/22/2016	1	4071.6	2016	7
7/22/2016	2	3939.35	2016	7
7/22/2016	3	3872.25	2016	7
7/22/2016	4	3930.6	2016	7
7/22/2016	5	4123.009	2016	7
7/22/2016	6	4248.1	2016	7
7/22/2016	7	4558.8	2016	7
7/22/2016	8	4827.3	2016	7
7/22/2016	9	5137.75	2016	7
7/22/2016	10	5421.55	2016	7
7/22/2016	11	5606.3	2016	7
7/22/2016	12	5778.2	2016	7
7/22/2016	13	5860.5	2016	7
7/22/2016	14	5903.35	2016	7
7/22/2016	15	5874.7	2016	7
7/22/2016	16	5805.35	2016	7
7/22/2016	17	5730.3	2016	7
7/22/2016	18	5559.4	2016	7
7/22/2016	19	5359.317	2016	7
7/22/2016	20	5176.3	2016	7
7/22/2016	21	4901.8	2016	7
7/22/2016	22	4540.45	2016	7
7/22/2016	23	4211.05	2016	7
7/23/2016	0	3909.2	2016	7
7/23/2016	1	3712.8	2016	7
7/23/2016	2	3579.1	2016	7
7/23/2016	3	3505.333	2016	7
7/23/2016	4	3421.4	2016	7
7/23/2016	5	3383.1	2016	7
7/23/2016	6	3462.7	2016	7
7/23/2016	7	3780.4	2016	7
7/23/2016	8	4216.7	2016	7
7/23/2016	9	4735.1	2016	7
7/23/2016	10	5128.3	2016	7
7/23/2016	11	5463.9	2016	7
7/23/2016	12	5649.75	2016	7
7/23/2016	13	5772.85	2016	7
7/23/2016	14	5937	2016	7
7/23/2016	15	5958.6	2016	7
7/23/2016	16	5982.3	2016	7
7/23/2016	17	5947.8	2016	7
7/23/2016	18	5800.7	2016	7
7/23/2016	19	5591.15	2016	7
7/23/2016	20	5416.7	2016	7
7/23/2016	21	5147.55	2016	7
7/23/2016	22	4798.95	2016	7
7/23/2016	23	4549.55	2016	7
7/24/2016	0	4200	2016	7
7/24/2016	1	4022.6	2016	7
7/24/2016	2	3820.7	2016	7
7/24/2016	3	3751.65	2016	7
7/24/2016	4	3675.65	2016	7
7/24/2016	5	3574.5	2016	7

Day	Hr	Total	Year	Month
7/24/2016	6	3598.15	2016	7
7/24/2016	7	3942.55	2016	7
7/24/2016	8	4323.9	2016	7
7/24/2016	9	4803.2	2016	7
7/24/2016	10	5177	2016	7
7/24/2016	11	5479.4	2016	7
7/24/2016	12	5691.1	2016	7
7/24/2016	13	5856.8	2016	7
7/24/2016	14	5981.6	2016	7
7/24/2016	15	6096	2016	7
7/24/2016	16	6137.9	2016	7
7/24/2016	17	6052	2016	7
7/24/2016	18	5981.5	2016	7
7/24/2016	19	5789.7	2016	7
7/24/2016	20	5705.2	2016	7
7/24/2016	21	5423.4	2016	7
7/24/2016	22	5039.7	2016	7
7/24/2016	23	4711.25	2016	7
7/25/2016	0	4490.55	2016	7
7/25/2016	1	4265.2	2016	7
7/25/2016	2	4122	2016	7
7/25/2016	3	4109.3	2016	7
7/25/2016	4	4170.45	2016	7
7/25/2016	5	4385.05	2016	7
7/25/2016	6	4590.1	2016	7
7/25/2016	7	4903.25	2016	7
7/25/2016	8	5252.515	2016	7
7/25/2016	9	5672.2	2016	7
7/25/2016	10	6020.4	2016	7
7/25/2016	11	6319.9	2016	7
7/25/2016	12	6344.4	2016	7
7/25/2016	13	6311.6	2016	7
7/25/2016	14	6125.05	2016	7
7/25/2016	15	5862.3	2016	7
7/25/2016	16	5767.55	2016	7
7/25/2016	17	5617.6	2016	7
7/25/2016	18	5405.4	2016	7
7/25/2016	19	5329.15	2016	7
7/25/2016	20	5217.05	2016	7
7/25/2016	21	4915.9	2016	7
7/25/2016	22	4562.4	2016	7
7/25/2016	23	4189.9	2016	7
7/26/2016	0	3991.5	2016	7
7/26/2016	1	3836.3	2016	7
7/26/2016	2	3698.9	2016	7
7/26/2016	3	3679.8	2016	7
7/26/2016	4	3776.1	2016	7
7/26/2016	5	4032.5	2016	7
7/26/2016	6	4185.7	2016	7
7/26/2016	7	4489.8	2016	7
7/26/2016	8	4870.5	2016	7
7/26/2016	9	5271	2016	7
7/26/2016	10	5667.8	2016	7
7/26/2016	11	6015.65	2016	7
7/26/2016	12	6231.766	2016	7
7/26/2016	13	6400.4	2016	7
7/26/2016	14	6455.592	2016	7
7/26/2016	15	6458.2	2016	7
7/26/2016	16	6325.1	2016	7
7/26/2016	17	6181.3	2016	7
7/26/2016	18	5950.9	2016	7
7/26/2016	19	5688.45	2016	7
7/26/2016	20	5609.45	2016	7
7/26/2016	21	5231.6	2016	7

Day	Hr	Total	Year	Month
7/26/2016	22	4798.9	2016	7
7/26/2016	23	4456.1	2016	7
7/27/2016	0	4144.2	2016	7
7/27/2016	1	3970.15	2016	7
7/27/2016	2	3862.85	2016	7
7/27/2016	3	3782.7	2016	7
7/27/2016	4	3844.9	2016	7
7/27/2016	5	4094.1	2016	7
7/27/2016	6	4282.65	2016	7
7/27/2016	7	4539.95	2016	7
7/27/2016	8	4904.3	2016	7
7/27/2016	9	5253.2	2016	7
7/27/2016	10	5576.1	2016	7
7/27/2016	11	5916	2016	7
7/27/2016	12	6052.2	2016	7
7/27/2016	13	6211.1	2016	7
7/27/2016	14	6220.95	2016	7
7/27/2016	15	6169.25	2016	7
7/27/2016	16	6180	2016	7
7/27/2016	17	6015.85	2016	7
7/27/2016	18	5721.15	2016	7
7/27/2016	19	5481.8	2016	7
7/27/2016	20	5398.8	2016	7
7/27/2016	21	5090.5	2016	7
7/27/2016	22	4695	2016	7
7/27/2016	23	4400.1	2016	7
7/28/2016	0	4049.9	2016	7
7/28/2016	1	3970.85	2016	7
7/28/2016	2	3822.85	2016	7
7/28/2016	3	3766.65	2016	7
7/28/2016	4	3790.9	2016	7
7/28/2016	5	4046.45	2016	7
7/28/2016	6	4196.3	2016	7
7/28/2016	7	4345.1	2016	7
7/28/2016	8	4428.9	2016	7
7/28/2016	9	4582.65	2016	7
7/28/2016	10	4658.85	2016	7
7/28/2016	11	4808.9	2016	7
7/28/2016	12	4967.5	2016	7
7/28/2016	13	5099.1	2016	7
7/28/2016	14	5198.4	2016	7
7/28/2016	15	5226.9	2016	7
7/28/2016	16	5264.8	2016	7
7/28/2016	17	5371.2	2016	7
7/28/2016	18	5236.2	2016	7
7/28/2016	19	4966.5	2016	7
7/28/2016	20	4884.3	2016	7
7/28/2016	21	4616.8	2016	7
7/28/2016	22	4318.4	2016	7
7/28/2016	23	4001	2016	7
7/29/2016	0	3718.4	2016	7
7/29/2016	1	3585.4	2016	7
7/29/2016	2	3537	2016	7
7/29/2016	3	3448.4	2016	7
7/29/2016	4	3622	2016	7
7/29/2016	5	3833.8	2016	7
7/29/2016	6	3998	2016	7
7/29/2016	7	4236.1	2016	7
7/29/2016	8	4530.816	2016	7
7/29/2016	9	4809.6	2016	7
7/29/2016	10	5101.9	2016	7
7/29/2016	11	5349.4	2016	7
7/29/2016	12	5551.69	2016	7
7/29/2016	13	5684.1	2016	7

Day	Hr	Total	Year	Month
7/29/2016	14	5684.5	2016	7
7/29/2016	15	5607	2016	7
7/29/2016	16	5610.6	2016	7
7/29/2016	17	5438.8	2016	7
7/29/2016	18	5196.9	2016	7
7/29/2016	19	5010.9	2016	7
7/29/2016	20	4890.4	2016	7
7/29/2016	21	4612.25	2016	7
7/29/2016	22	4273.6	2016	7
7/29/2016	23	4026.65	2016	7
7/30/2016	0	3798.9	2016	7
7/30/2016	1	3625.7	2016	7
7/30/2016	2	3484.6	2016	7
7/30/2016	3	3385.35	2016	7
7/30/2016	4	3408.25	2016	7
7/30/2016	5	3488.5	2016	7
7/30/2016	6	3520.8	2016	7
7/30/2016	7	3656.8	2016	7
7/30/2016	8	3934.2	2016	7
7/30/2016	9	4255.5	2016	7
7/30/2016	10	4600.7	2016	7
7/30/2016	11	4812.519	2016	7
7/30/2016	12	5032.75	2016	7
7/30/2016	13	5157.95	2016	7
7/30/2016	14	5126.7	2016	7
7/30/2016	15	5171.2	2016	7
7/30/2016	16	5154.3	2016	7
7/30/2016	17	4981.6	2016	7
7/30/2016	18	4841.7	2016	7
7/30/2016	19	4649.2	2016	7
7/30/2016	20	4532.4	2016	7
7/30/2016	21	4290.1	2016	7
7/30/2016	22	4048.6	2016	7
7/30/2016	23	3725.1	2016	7
7/31/2016	0	3485.6	2016	7
7/31/2016	1	3334.4	2016	7
7/31/2016	2	3225.6	2016	7
7/31/2016	3	3165.2	2016	7
7/31/2016	4	3127	2016	7
7/31/2016	5	3154.9	2016	7
7/31/2016	6	3136.1	2016	7
7/31/2016	7	3451.5	2016	7
7/31/2016	8	3865.5	2016	7
7/31/2016	9	4264	2016	7
7/31/2016	10	4570.3	2016	7
7/31/2016	11	4820.4	2016	7
7/31/2016	12	5009.4	2016	7
7/31/2016	13	5113.5	2016	7
7/31/2016	14	5127.8	2016	7
7/31/2016	15	5197.9	2016	7
7/31/2016	16	5283	2016	7
7/31/2016	17	5170.15	2016	7
7/31/2016	18	5062.65	2016	7
7/31/2016	19	4879	2016	7
7/31/2016	20	4819.1	2016	7
7/31/2016	21	4557.5	2016	7
7/31/2016	22	4226.7	2016	7
7/31/2016	23	3916.5	2016	7
8/1/2016	0	3654.75	2016	8
8/1/2016	1	3493.55	2016	8
8/1/2016	2	3413	2016	8
8/1/2016	3	3361.9	2016	8
8/1/2016	4	3490.8	2016	8
8/1/2016	5	3719.2	2016	8

Day	Hr	Total	Year	Month
8/1/2016	6	3922.7	2016	8
8/1/2016	7	4246.8	2016	8
8/1/2016	8	4544.8	2016	8
8/1/2016	9	4919.3	2016	8
8/1/2016	10	5129.1	2016	8
8/1/2016	11	5274.1	2016	8
8/1/2016	12	5358.6	2016	8
8/1/2016	13	5491.3	2016	8
8/1/2016	14	5613.65	2016	8
8/1/2016	15	5624.043	2016	8
8/1/2016	16	5567.699	2016	8
8/1/2016	17	5434.779	2016	8
8/1/2016	18	5222.878	2016	8
8/1/2016	19	5112.479	2016	8
8/1/2016	20	4974.478	2016	8
8/1/2016	21	4698.079	2016	8
8/1/2016	22	4330.678	2016	8
8/1/2016	23	4011.569	2016	8
8/2/2016	0	3831.965	2016	8
8/2/2016	1	3672.877	2016	8
8/2/2016	2	3606.978	2016	8
8/2/2016	3	3539.175	2016	8
8/2/2016	4	3709.575	2016	8
8/2/2016	5	3942.166	2016	8
8/2/2016	6	4130.876	2016	8
8/2/2016	7	4332.595	2016	8
8/2/2016	8	4542.429	2016	8
8/2/2016	9	4824.58	2016	8
8/2/2016	10	5041.329	2016	8
8/2/2016	11	5346.628	2016	8
8/2/2016	12	5638.529	2016	8
8/2/2016	13	5807.279	2016	8
8/2/2016	14	5990.379	2016	8
8/2/2016	15	5952.879	2016	8
8/2/2016	16	5905.879	2016	8
8/2/2016	17	5853.079	2016	8
8/2/2016	18	5703.278	2016	8
8/2/2016	19	5496.28	2016	8
8/2/2016	20	5346.978	2016	8
8/2/2016	21	5055.679	2016	8
8/2/2016	22	4641.079	2016	8
8/2/2016	23	4279.078	2016	8
8/3/2016	0	4029.217	2016	8
8/3/2016	1	3840.318	2016	8
8/3/2016	2	3660.58	2016	8
8/3/2016	3	3551.379	2016	8
8/3/2016	4	3650.58	2016	8
8/3/2016	5	3896.379	2016	8
8/3/2016	6	4145.18	2016	8
8/3/2016	7	4337.572	2016	8
8/3/2016	8	4744.674	2016	8
8/3/2016	9	5095.207	2016	8
8/3/2016	10	5486.413	2016	8
8/3/2016	11	5741.962	2016	8
8/3/2016	12	5968.863	2016	8
8/3/2016	13	6110.462	2016	8
8/3/2016	14	6166.463	2016	8
8/3/2016	15	6090.263	2016	8
8/3/2016	16	6045.663	2016	8
8/3/2016	17	5926.363	2016	8
8/3/2016	18	5766.162	2016	8
8/3/2016	19	5601.463	2016	8
8/3/2016	20	5491.613	2016	8
8/3/2016	21	5098.313	2016	8

Day	Hr	Total	Year	Month
8/3/2016	22	4741.463	2016	8
8/3/2016	23	4379.462	2016	8
8/4/2016	0	4096.063	2016	8
8/4/2016	1	3962.362	2016	8
8/4/2016	2	3815.913	2016	8
8/4/2016	3	3715.262	2016	8
8/4/2016	4	3809.613	2016	8
8/4/2016	5	4054.762	2016	8
8/4/2016	6	4221.613	2016	8
8/4/2016	7	4486.812	2016	8
8/4/2016	8	4828.275	2016	8
8/4/2016	9	5234.762	2016	8
8/4/2016	10	5634.763	2016	8
8/4/2016	11	5898.163	2016	8
8/4/2016	12	6053.462	2016	8
8/4/2016	13	6017.163	2016	8
8/4/2016	14	5925.962	2016	8
8/4/2016	15	5742.222	2016	8
8/4/2016	16	5630.262	2016	8
8/4/2016	17	5523.813	2016	8
8/4/2016	18	5440.563	2016	8
8/4/2016	19	5284.662	2016	8
8/4/2016	20	5181.913	2016	8
8/4/2016	21	4850.912	2016	8
8/4/2016	22	4487.713	2016	8
8/4/2016	23	4132.962	2016	8
8/5/2016	0	3904.013	2016	8
8/5/2016	1	3724.112	2016	8
8/5/2016	2	3601.712	2016	8
8/5/2016	3	3533.763	2016	8
8/5/2016	4	3683.862	2016	8
8/5/2016	5	3903.413	2016	8
8/5/2016	6	4093.664	2016	8
8/5/2016	7	4326.363	2016	8
8/5/2016	8	4634.163	2016	8
8/5/2016	9	5015.378	2016	8
8/5/2016	10	5369.882	2016	8
8/5/2016	11	5668.081	2016	8
8/5/2016	12	5944.781	2016	8
8/5/2016	13	6034.182	2016	8
8/5/2016	14	5910.731	2016	8
8/5/2016	15	5726.881	2016	8
8/5/2016	16	5636.031	2016	8
8/5/2016	17	5508.381	2016	8
8/5/2016	18	5319.481	2016	8
8/5/2016	19	5124.231	2016	8
8/5/2016	20	5058.731	2016	8
8/5/2016	21	4745.782	2016	8
8/5/2016	22	4382.931	2016	8
8/5/2016	23	4039.731	2016	8
8/6/2016	0	3797.881	2016	8
8/6/2016	1	3626.976	2016	8
8/6/2016	2	3472.861	2016	8
8/6/2016	3	3414.165	2016	8
8/6/2016	4	3404.924	2016	8
8/6/2016	5	3433.524	2016	8
8/6/2016	6	3522.775	2016	8
8/6/2016	7	3727.53	2016	8
8/6/2016	8	4020.231	2016	8
8/6/2016	9	4331.481	2016	8
8/6/2016	10	4609.682	2016	8
8/6/2016	11	4853.081	2016	8
8/6/2016	12	5059.381	2016	8
8/6/2016	13	5173.031	2016	8

Day	Hr	Total	Year	Month
8/6/2016	14	5166.932	2016	8
8/6/2016	15	5271.281	2016	8
8/6/2016	16	5303.381	2016	8
8/6/2016	17	5204.282	2016	8
8/6/2016	18	5034.281	2016	8
8/6/2016	19	4866.581	2016	8
8/6/2016	20	4747.881	2016	8
8/6/2016	21	4389.081	2016	8
8/6/2016	22	4046.181	2016	8
8/6/2016	23	3732.179	2016	8
8/7/2016	0	3432.732	2016	8
8/7/2016	1	3294.632	2016	8
8/7/2016	2	3185.382	2016	8
8/7/2016	3	3119.18	2016	8
8/7/2016	4	3092.764	2016	8
8/7/2016	5	3058.375	2016	8
8/7/2016	6	3096.782	2016	8
8/7/2016	7	3329.482	2016	8
8/7/2016	8	3721.682	2016	8
8/7/2016	9	4032.732	2016	8
8/7/2016	10	4371.731	2016	8
8/7/2016	11	4624.081	2016	8
8/7/2016	12	4860.881	2016	8
8/7/2016	13	5003.682	2016	8
8/7/2016	14	5198.581	2016	8
8/7/2016	15	5251.131	2016	8
8/7/2016	16	5318.032	2016	8
8/7/2016	17	5286.381	2016	8
8/7/2016	18	5094.531	2016	8
8/7/2016	19	4891.332	2016	8
8/7/2016	20	4782.181	2016	8
8/7/2016	21	4451.481	2016	8
8/7/2016	22	4049.681	2016	8
8/7/2016	23	3727.677	2016	8
8/8/2016	0	3482.782	2016	8
8/8/2016	1	3323.982	2016	8
8/8/2016	2	3246.781	2016	8
8/8/2016	3	3183.522	2016	8
8/8/2016	4	3255.718	2016	8
8/8/2016	5	3544.48	2016	8
8/8/2016	6	3791.582	2016	8
8/8/2016	7	4018.182	2016	8
8/8/2016	8	4297.782	2016	8
8/8/2016	9	4708.182	2016	8
8/8/2016	10	5036.791	2016	8
8/8/2016	11	5281.481	2016	8
8/8/2016	12	5529.881	2016	8
8/8/2016	13	5801.881	2016	8
8/8/2016	14	5958.882	2016	8
8/8/2016	15	5981.481	2016	8
8/8/2016	16	5933.382	2016	8
8/8/2016	17	5855.131	2016	8
8/8/2016	18	5660.581	2016	8
8/8/2016	19	5505.431	2016	8
8/8/2016	20	5347.431	2016	8
8/8/2016	21	4994.332	2016	8
8/8/2016	22	4606.181	2016	8
8/8/2016	23	4223.331	2016	8
8/9/2016	0	4011.081	2016	8
8/9/2016	1	3835.426	2016	8
8/9/2016	2	3651.868	2016	8
8/9/2016	3	3692.809	2016	8
8/9/2016	4	3751.524	2016	8
8/9/2016	5	4038.851	2016	8

Day	Hr	Total	Year	Month
8/9/2016	6	4257.333	2016	8
8/9/2016	7	4549.482	2016	8
8/9/2016	8	4851.981	2016	8
8/9/2016	9	5241.382	2016	8
8/9/2016	10	5611.781	2016	8
8/9/2016	11	5916.595	2016	8
8/9/2016	12	6173.082	2016	8
8/9/2016	13	6240.781	2016	8
8/9/2016	14	6267.881	2016	8
8/9/2016	15	6046.882	2016	8
8/9/2016	16	5942.831	2016	8
8/9/2016	17	5800.431	2016	8
8/9/2016	18	5689.048	2016	8
8/9/2016	19	5530.432	2016	8
8/9/2016	20	5406.381	2016	8
8/9/2016	21	4998.981	2016	8
8/9/2016	22	4674.082	2016	8
8/9/2016	23	4348.074	2016	8
8/10/2016	0	4097.966	2016	8
8/10/2016	1	3967.382	2016	8
8/10/2016	2	3822.881	2016	8
8/10/2016	3	3772.131	2016	8
8/10/2016	4	3937.731	2016	8
8/10/2016	5	4207.281	2016	8
8/10/2016	6	4422.281	2016	8
8/10/2016	7	4599.62	2016	8
8/10/2016	8	4915.128	2016	8
8/10/2016	9	5261.381	2016	8
8/10/2016	10	5591.182	2016	8
8/10/2016	11	5880.831	2016	8
8/10/2016	12	6045.181	2016	8
8/10/2016	13	6223.432	2016	8
8/10/2016	14	6311.581	2016	8
8/10/2016	15	6307.882	2016	8
8/10/2016	16	6349.681	2016	8
8/10/2016	17	6248.681	2016	8
8/10/2016	18	6089.382	2016	8
8/10/2016	19	5954.281	2016	8
8/10/2016	20	5778.731	2016	8
8/10/2016	21	5373.831	2016	8
8/10/2016	22	4992.582	2016	8
8/10/2016	23	4612.581	2016	8
8/11/2016	0	4320.181	2016	8
8/11/2016	1	4166.081	2016	8
8/11/2016	2	4054.281	2016	8
8/11/2016	3	3956.175	2016	8
8/11/2016	4	4103.415	2016	8
8/11/2016	5	4366.232	2016	8
8/11/2016	6	4521.531	2016	8
8/11/2016	7	4796.931	2016	8
8/11/2016	8	5059.381	2016	8
8/11/2016	9	5368.482	2016	8
8/11/2016	10	5654.081	2016	8
8/11/2016	11	5952.381	2016	8
8/11/2016	12	6161.581	2016	8
8/11/2016	13	6295.882	2016	8
8/11/2016	14	6385.831	2016	8
8/11/2016	15	6400.732	2016	8
8/11/2016	16	6408.281	2016	8
8/11/2016	17	6311.823	2016	8
8/11/2016	18	6197.282	2016	8
8/11/2016	19	5926.781	2016	8
8/11/2016	20	5847.382	2016	8
8/11/2016	21	5448.181	2016	8

Day	Hr	Total	Year	Month
8/11/2016	22	5043.781	2016	8
8/11/2016	23	4653.581	2016	8
8/12/2016	0	4378.881	2016	8
8/12/2016	1	4161.282	2016	8
8/12/2016	2	4010.181	2016	8
8/12/2016	3	3979.281	2016	8
8/12/2016	4	4081.565	2016	8
8/12/2016	5	4298.476	2016	8
8/12/2016	6	4485.831	2016	8
8/12/2016	7	4765.581	2016	8
8/12/2016	8	5143.131	2016	8
8/12/2016	9	5493.481	2016	8
8/12/2016	10	5798.982	2016	8
8/12/2016	11	6013.331	2016	8
8/12/2016	12	6151.632	2016	8
8/12/2016	13	6238.702	2016	8
8/12/2016	14	6215.581	2016	8
8/12/2016	15	6182.682	2016	8
8/12/2016	16	6233.681	2016	8
8/12/2016	17	6142.982	2016	8
8/12/2016	18	5993.781	2016	8
8/12/2016	19	5766.681	2016	8
8/12/2016	20	5656.282	2016	8
8/12/2016	21	5323.281	2016	8
8/12/2016	22	4962.381	2016	8
8/12/2016	23	4615.081	2016	8
8/13/2016	0	4355.532	2016	8
8/13/2016	1	4120.031	2016	8
8/13/2016	2	4040.182	2016	8
8/13/2016	3	3885.981	2016	8
8/13/2016	4	3956.581	2016	8
8/13/2016	5	3946.681	2016	8
8/13/2016	6	4034.781	2016	8
8/13/2016	7	4253.982	2016	8
8/13/2016	8	4633.381	2016	8
8/13/2016	9	4850.281	2016	8
8/13/2016	10	5059.181	2016	8
8/13/2016	11	5146.632	2016	8
8/13/2016	12	5240.581	2016	8
8/13/2016	13	5290.631	2016	8
8/13/2016	14	5373.781	2016	8
8/13/2016	15	5409.082	2016	8
8/13/2016	16	5390.681	2016	8
8/13/2016	17	5334.081	2016	8
8/13/2016	18	5098.082	2016	8
8/13/2016	19	5054.981	2016	8
8/13/2016	20	4890.881	2016	8
8/13/2016	21	4667.181	2016	8
8/13/2016	22	4350.327	2016	8
8/13/2016	23	3992.015	2016	8
8/14/2016	0	3766.678	2016	8
8/14/2016	1	3635.371	2016	8
8/14/2016	2	3534.282	2016	8
8/14/2016	3	3447.981	2016	8
8/14/2016	4	3320.331	2016	8
8/14/2016	5	3329.981	2016	8
8/14/2016	6	3404.972	2016	8
8/14/2016	7	3668.731	2016	8
8/14/2016	8	4094.181	2016	8
8/14/2016	9	4409.832	2016	8
8/14/2016	10	4654.181	2016	8
8/14/2016	11	4993.231	2016	8
8/14/2016	12	5048.832	2016	8
8/14/2016	13	5238.081	2016	8

Day	Hr	Total	Year	Month
8/14/2016	14	5266.681	2016	8
8/14/2016	15	5255.581	2016	8
8/14/2016	16	5316.382	2016	8
8/14/2016	17	5270.081	2016	8
8/14/2016	18	5049.881	2016	8
8/14/2016	19	4931.231	2016	8
8/14/2016	20	4800.624	2016	8
8/14/2016	21	4505.166	2016	8
8/14/2016	22	4146.681	2016	8
8/14/2016	23	3974.181	2016	8
8/15/2016	0	3678.331	2016	8
8/15/2016	1	3552.932	2016	8
8/15/2016	2	3493.878	2016	8
8/15/2016	3	3493.982	2016	8
8/15/2016	4	3670.832	2016	8
8/15/2016	5	3942.932	2016	8
8/15/2016	6	4172.483	2016	8
8/15/2016	7	4464.021	2016	8
8/15/2016	8	4745.022	2016	8
8/15/2016	9	5067.182	2016	8
8/15/2016	10	5434.031	2016	8
8/15/2016	11	5743.882	2016	8
8/15/2016	12	5953.981	2016	8
8/15/2016	13	6114.132	2016	8
8/15/2016	14	6158.481	2016	8
8/15/2016	15	6196.881	2016	8
8/15/2016	16	6140.782	2016	8
8/15/2016	17	5986.681	2016	8
8/15/2016	18	5746.881	2016	8
8/15/2016	19	5626.632	2016	8
8/15/2016	20	5462.795	2016	8
8/15/2016	21	5066.731	2016	8
8/15/2016	22	4662.781	2016	8
8/15/2016	23	4321.231	2016	8
8/16/2016	0	4077.432	2016	8
8/16/2016	1	3876.081	2016	8
8/16/2016	2	3751.181	2016	8
8/16/2016	3	3728.581	2016	8
8/16/2016	4	3876.881	2016	8
8/16/2016	5	4180.467	2016	8
8/16/2016	6	4369.873	2016	8
8/16/2016	7	4625.081	2016	8
8/16/2016	8	4941.531	2016	8
8/16/2016	9	5187.431	2016	8
8/16/2016	10	5334.796	2016	8
8/16/2016	11	5505.382	2016	8
8/16/2016	12	5606.181	2016	8
8/16/2016	13	5665.381	2016	8
8/16/2016	14	5627.081	2016	8
8/16/2016	15	5511.581	2016	8
8/16/2016	16	5492.382	2016	8
8/16/2016	17	5412.681	2016	8
8/16/2016	18	5217.881	2016	8
8/16/2016	19	5223.782	2016	8
8/16/2016	20	5088.381	2016	8
8/16/2016	21	4738.481	2016	8
8/16/2016	22	4410.431	2016	8
8/16/2016	23	4095.819	2016	8
8/17/2016	0	3881.669	2016	8
8/17/2016	1	3686.882	2016	8
8/17/2016	2	3651.881	2016	8
8/17/2016	3	3611.579	2016	8
8/17/2016	4	3781.024	2016	8
8/17/2016	5	4125.114	2016	8

Day	Hr	Total	Year	Month
8/17/2016	6	4292.068	2016	8
8/17/2016	7	4436.275	2016	8
8/17/2016	8	4585.874	2016	8
8/17/2016	9	4695.074	2016	8
8/17/2016	10	4850.973	2016	8
8/17/2016	11	5041.873	2016	8
8/17/2016	12	5086.181	2016	8
8/17/2016	13	5211.981	2016	8
8/17/2016	14	5156.181	2016	8
8/17/2016	15	5069.031	2016	8
8/17/2016	16	5054.331	2016	8
8/17/2016	17	5024.582	2016	8
8/17/2016	18	4906.981	2016	8
8/17/2016	19	4870.281	2016	8
8/17/2016	20	4785.081	2016	8
8/17/2016	21	4497.981	2016	8
8/17/2016	22	4172.481	2016	8
8/17/2016	23	3886.221	2016	8
8/18/2016	0	3729.262	2016	8
8/18/2016	1	3601.374	2016	8
8/18/2016	2	3513.125	2016	8
8/18/2016	3	3522.674	2016	8
8/18/2016	4	3646.675	2016	8
8/18/2016	5	4018.974	2016	8
8/18/2016	6	4179.611	2016	8
8/18/2016	7	4329.019	2016	8
8/18/2016	8	4505.88	2016	8
8/18/2016	9	4677.3	2016	8
8/18/2016	10	4863.3	2016	8
8/18/2016	11	5022.6	2016	8
8/18/2016	12	5119.15	2016	8
8/18/2016	13	5188.85	2016	8
8/18/2016	14	5240.7	2016	8
8/18/2016	15	5324.9	2016	8
8/18/2016	16	5264.3	2016	8
8/18/2016	17	5190.5	2016	8
8/18/2016	18	5131.4	2016	8
8/18/2016	19	5041.3	2016	8
8/18/2016	20	4943.2	2016	8
8/18/2016	21	4610.6	2016	8
8/18/2016	22	4260.3	2016	8
8/18/2016	23	3914.75	2016	8
8/19/2016	0	3654.45	2016	8
8/19/2016	1	3575.2	2016	8
8/19/2016	2	3498.8	2016	8
8/19/2016	3	3459.9	2016	8
8/19/2016	4	3604.1	2016	8
8/19/2016	5	3922	2016	8
8/19/2016	6	4107.2	2016	8
8/19/2016	7	4231.8	2016	8
8/19/2016	8	4447.1	2016	8
8/19/2016	9	4627.5	2016	8
8/19/2016	10	4830.6	2016	8
8/19/2016	11	5044.9	2016	8
8/19/2016	12	5219.1	2016	8
8/19/2016	13	5363.4	2016	8
8/19/2016	14	5455.7	2016	8
8/19/2016	15	5482.35	2016	8
8/19/2016	16	5536.65	2016	8
8/19/2016	17	5440.8	2016	8
8/19/2016	18	5265.5	2016	8
8/19/2016	19	5088.2	2016	8
8/19/2016	20	4887.2	2016	8
8/19/2016	21	4590.61	2016	8

Day	Hr	Total	Year	Month
8/19/2016	22	4260	2016	8
8/19/2016	23	3935.8	2016	8
8/20/2016	0	3672.7	2016	8
8/20/2016	1	3505.2	2016	8
8/20/2016	2	3351.4	2016	8
8/20/2016	3	3218.7	2016	8
8/20/2016	4	3232.6	2016	8
8/20/2016	5	3284.6	2016	8
8/20/2016	6	3396.9	2016	8
8/20/2016	7	3614.6	2016	8
8/20/2016	8	3828.5	2016	8
8/20/2016	9	4064.35	2016	8
8/20/2016	10	4210.8	2016	8
8/20/2016	11	4373.6	2016	8
8/20/2016	12	4583.4	2016	8
8/20/2016	13	4660.75	2016	8
8/20/2016	14	4665.5	2016	8
8/20/2016	15	4588.9	2016	8
8/20/2016	16	4591.15	2016	8
8/20/2016	17	4537.05	2016	8
8/20/2016	18	4399.5	2016	8
8/20/2016	19	4409.7	2016	8
8/20/2016	20	4187.95	2016	8
8/20/2016	21	4007.85	2016	8
8/20/2016	22	3776.7	2016	8
8/20/2016	23	3499.9	2016	8
8/21/2016	0	3325.1	2016	8
8/21/2016	1	3206.2	2016	8
8/21/2016	2	3120	2016	8
8/21/2016	3	3093.1	2016	8
8/21/2016	4	3037.509	2016	8
8/21/2016	5	3142.3	2016	8
8/21/2016	6	3162.8	2016	8
8/21/2016	7	3287.55	2016	8
8/21/2016	8	3544.2	2016	8
8/21/2016	9	3732.15	2016	8
8/21/2016	10	3884.9	2016	8
8/21/2016	11	4161.1	2016	8
8/21/2016	12	4308.705	2016	8
8/21/2016	13	4422	2016	8
8/21/2016	14	4566.95	2016	8
8/21/2016	15	4624.45	2016	8
8/21/2016	16	4727	2016	8
8/21/2016	17	4668.9	2016	8
8/21/2016	18	4521.3	2016	8
8/21/2016	19	4365.8	2016	8
8/21/2016	20	4210.1	2016	8
8/21/2016	21	3911.55	2016	8
8/21/2016	22	3558.35	2016	8
8/21/2016	23	3263.1	2016	8
8/22/2016	0	3037	2016	8
8/22/2016	1	2981.3	2016	8
8/22/2016	2	2915.2	2016	8
8/22/2016	3	2906.8	2016	8
8/22/2016	4	3092.4	2016	8
8/22/2016	5	3413.9	2016	8
8/22/2016	6	3581.4	2016	8
8/22/2016	7	3757.45	2016	8
8/22/2016	8	3967.45	2016	8
8/22/2016	9	4181.8	2016	8
8/22/2016	10	4363.5	2016	8
8/22/2016	11	4619.05	2016	8
8/22/2016	12	4780.25	2016	8
8/22/2016	13	4923.8	2016	8

Day	Hr	Total	Year	Month
8/22/2016	14	5054.2	2016	8
8/22/2016	15	5108.05	2016	8
8/22/2016	16	5101.75	2016	8
8/22/2016	17	5010.95	2016	8
8/22/2016	18	4907	2016	8
8/22/2016	19	4747.4	2016	8
8/22/2016	20	4574	2016	8
8/22/2016	21	4203.15	2016	8
8/22/2016	22	3770.9	2016	8
8/22/2016	23	3514.1	2016	8
8/23/2016	0	3284.3	2016	8
8/23/2016	1	3157.6	2016	8
8/23/2016	2	3050.9	2016	8
8/23/2016	3	3041.5	2016	8
8/23/2016	4	3165.4	2016	8
8/23/2016	5	3460.5	2016	8
8/23/2016	6	3643.2	2016	8
8/23/2016	7	3776.5	2016	8
8/23/2016	8	4019.5	2016	8
8/23/2016	9	4278.9	2016	8
8/23/2016	10	4497.3	2016	8
8/23/2016	11	4735.8	2016	8
8/23/2016	12	4954.4	2016	8
8/23/2016	13	5185.1	2016	8
8/23/2016	14	5343.95	2016	8
8/23/2016	15	5464.35	2016	8
8/23/2016	16	5475.3	2016	8
8/23/2016	17	5333.25	2016	8
8/23/2016	18	5124.35	2016	8
8/23/2016	19	5041.8	2016	8
8/23/2016	20	4863.113	2016	8
8/23/2016	21	4456.2	2016	8
8/23/2016	22	4065.2	2016	8
8/23/2016	23	3783.65	2016	8
8/24/2016	0	3551.75	2016	8
8/24/2016	1	3379.9	2016	8
8/24/2016	2	3278.6	2016	8
8/24/2016	3	3247.3	2016	8
8/24/2016	4	3411.9	2016	8
8/24/2016	5	3754.326	2016	8
8/24/2016	6	3945	2016	8
8/24/2016	7	4141.8	2016	8
8/24/2016	8	4341.212	2016	8
8/24/2016	9	4688.115	2016	8
8/24/2016	10	5051.8	2016	8
8/24/2016	11	5398	2016	8
8/24/2016	12	5732.1	2016	8
8/24/2016	13	5962	2016	8
8/24/2016	14	6131.281	2016	8
8/24/2016	15	6186.581	2016	8
8/24/2016	16	6222.482	2016	8
8/24/2016	17	6106.731	2016	8
8/24/2016	18	5926.031	2016	8
8/24/2016	19	5763.934	2016	8
8/24/2016	20	5548.377	2016	8
8/24/2016	21	5177.765	2016	8
8/24/2016	22	4733.879	2016	8
8/24/2016	23	4391.282	2016	8
8/25/2016	0	4170.381	2016	8
8/25/2016	1	3970.481	2016	8
8/25/2016	2	3775.081	2016	8
8/25/2016	3	3740.181	2016	8
8/25/2016	4	3846.381	2016	8
8/25/2016	5	4194.58	2016	8

Day	Hr	Total	Year	Month
8/25/2016	6	4369.164	2016	8
8/25/2016	7	4584.681	2016	8
8/25/2016	8	4970.481	2016	8
8/25/2016	9	5355.382	2016	8
8/25/2016	10	5720.181	2016	8
8/25/2016	11	5952.232	2016	8
8/25/2016	12	6210.531	2016	8
8/25/2016	13	6307.882	2016	8
8/25/2016	14	6421.282	2016	8
8/25/2016	15	6399.581	2016	8
8/25/2016	16	6371.082	2016	8
8/25/2016	17	6323.381	2016	8
8/25/2016	18	6113.382	2016	8
8/25/2016	19	5972.281	2016	8
8/25/2016	20	5700.781	2016	8
8/25/2016	21	5278.281	2016	8
8/25/2016	22	4823.182	2016	8
8/25/2016	23	4454.881	2016	8
8/26/2016	0	4140.981	2016	8
8/26/2016	1	3938.281	2016	8
8/26/2016	2	3768.881	2016	8
8/26/2016	3	3683.468	2016	8
8/26/2016	4	3792.965	2016	8
8/26/2016	5	4101.775	2016	8
8/26/2016	6	4275.081	2016	8
8/26/2016	7	4496.832	2016	8
8/26/2016	8	4875.932	2016	8
8/26/2016	9	5252.681	2016	8
8/26/2016	10	5624.781	2016	8
8/26/2016	11	5884.482	2016	8
8/26/2016	12	6140.081	2016	8
8/26/2016	13	6305.382	2016	8
8/26/2016	14	6430.781	2016	8
8/26/2016	15	6450.682	2016	8
8/26/2016	16	6400.481	2016	8
8/26/2016	17	6217.482	2016	8
8/26/2016	18	6019.582	2016	8
8/26/2016	19	5752.181	2016	8
8/26/2016	20	5600.481	2016	8
8/26/2016	21	5113.481	2016	8
8/26/2016	22	4817.432	2016	8
8/26/2016	23	4391.531	2016	8
8/27/2016	0	4172.181	2016	8
8/27/2016	1	3898.381	2016	8
8/27/2016	2	3778.079	2016	8
8/27/2016	3	3627.164	2016	8
8/27/2016	4	3583.58	2016	8
8/27/2016	5	3630.481	2016	8
8/27/2016	6	3666.081	2016	8
8/27/2016	7	4004.881	2016	8
8/27/2016	8	4379.581	2016	8
8/27/2016	9	4789.282	2016	8
8/27/2016	10	5234.181	2016	8
8/27/2016	11	5477.481	2016	8
8/27/2016	12	5622.082	2016	8
8/27/2016	13	5704.781	2016	8
8/27/2016	14	5821.282	2016	8
8/27/2016	15	5910.181	2016	8
8/27/2016	16	5820.082	2016	8
8/27/2016	17	5628.981	2016	8
8/27/2016	18	5420.731	2016	8
8/27/2016	19	5259.532	2016	8
8/27/2016	20	5074.781	2016	8
8/27/2016	21	4756.881	2016	8

Day	Hr	Total	Year	Month
8/27/2016	22	4395.882	2016	8
8/27/2016	23	4088.631	2016	8
8/28/2016	0	3880.531	2016	8
8/28/2016	1	3653.28	2016	8
8/28/2016	2	3523.064	2016	8
8/28/2016	3	3415.376	2016	8
8/28/2016	4	3386.881	2016	8
8/28/2016	5	3367.381	2016	8
8/28/2016	6	3389.881	2016	8
8/28/2016	7	3644.377	2016	8
8/28/2016	8	4077.921	2016	8
8/28/2016	9	4497.032	2016	8
8/28/2016	10	4902.731	2016	8
8/28/2016	11	5263.931	2016	8
8/28/2016	12	5509.582	2016	8
8/28/2016	13	5672.982	2016	8
8/28/2016	14	5603.981	2016	8
8/28/2016	15	5556.482	2016	8
8/28/2016	16	5410.182	2016	8
8/28/2016	17	5057.881	2016	8
8/28/2016	18	4906.482	2016	8
8/28/2016	19	4816.281	2016	8
8/28/2016	20	4719.582	2016	8
8/28/2016	21	4388.481	2016	8
8/28/2016	22	4085.482	2016	8
8/28/2016	23	3758.681	2016	8
8/29/2016	0	3539.182	2016	8
8/29/2016	1	3453.579	2016	8
8/29/2016	2	3318.378	2016	8
8/29/2016	3	3290.883	2016	8
8/29/2016	4	3480.382	2016	8
8/29/2016	5	3857.468	2016	8
8/29/2016	6	4046.976	2016	8
8/29/2016	7	4275.583	2016	8
8/29/2016	8	4612.082	2016	8
8/29/2016	9	4945.182	2016	8
8/29/2016	10	5257.882	2016	8
8/29/2016	11	5600.781	2016	8
8/29/2016	12	5955.182	2016	8
8/29/2016	13	6162.6	2016	8
8/29/2016	14	6267.763	2016	8
8/29/2016	15	6308.482	2016	8
8/29/2016	16	6213.381	2016	8
8/29/2016	17	6085.832	2016	8
8/29/2016	18	5882.481	2016	8
8/29/2016	19	5744.732	2016	8
8/29/2016	20	5503.081	2016	8
8/29/2016	21	5034.282	2016	8
8/29/2016	22	4650.781	2016	8
8/29/2016	23	4257.682	2016	8
8/30/2016	0	4006.981	2016	8
8/30/2016	1	3818.882	2016	8
8/30/2016	2	3686.07	2016	8
8/30/2016	3	3594.868	2016	8
8/30/2016	4	3706.974	2016	8
8/30/2016	5	4027.975	2016	8
8/30/2016	6	4204.675	2016	8
8/30/2016	7	4419.781	2016	8
8/30/2016	8	4763.881	2016	8
8/30/2016	9	5121.582	2016	8
8/30/2016	10	5498.281	2016	8
8/30/2016	11	5805.082	2016	8
8/30/2016	12	6004.679	2016	8
8/30/2016	13	6172.372	2016	8

Day	Hr	Total	Year	Month
8/30/2016	14	6326.071	2016	8
8/30/2016	15	6312.772	2016	8
8/30/2016	16	6284.166	2016	8
8/30/2016	17	6147.858	2016	8
8/30/2016	18	5948.162	2016	8
8/30/2016	19	5812.063	2016	8
8/30/2016	20	5542.542	2016	8
8/30/2016	21	5099.213	2016	8
8/30/2016	22	4657.113	2016	8
8/30/2016	23	4261.463	2016	8
8/31/2016	0	4033.663	2016	8
8/31/2016	1	3799.562	2016	8
8/31/2016	2	3660.113	2016	8
8/31/2016	3	3556.713	2016	8
8/31/2016	4	3682.263	2016	8
8/31/2016	5	4016.063	2016	8
8/31/2016	6	4179.871	2016	8
8/31/2016	7	4390.266	2016	8
8/31/2016	8	4696.663	2016	8
8/31/2016	9	5038.162	2016	8
8/31/2016	10	5357.613	2016	8
8/31/2016	11	5621.613	2016	8
8/31/2016	12	5882.313	2016	8
8/31/2016	13	5947.513	2016	8
8/31/2016	14	5927.813	2016	8
8/31/2016	15	5875.914	2016	8
8/31/2016	16	5749.663	2016	8
8/31/2016	17	5586.063	2016	8
8/31/2016	18	5377.481	2016	8
8/31/2016	19	5291.547	2016	8
8/31/2016	20	5035.768	2016	8
8/31/2016	21	4668.663	2016	8
8/31/2016	22	4284.421	2016	8
8/31/2016	23	3961.363	2016	8
9/1/2016	0	3744.062	2016	9
9/1/2016	1	3583.763	2016	9
9/1/2016	2	3495.063	2016	9
9/1/2016	3	3450.363	2016	9
9/1/2016	4	3598.364	2016	9
9/1/2016	5	3974.663	2016	9
9/1/2016	6	4163.414	2016	9
9/1/2016	7	4247.814	2016	9
9/1/2016	8	4373.663	2016	9
9/1/2016	9	4536.564	2016	9
9/1/2016	10	4746.063	2016	9
9/1/2016	11	4896.763	2016	9
9/1/2016	12	5109.662	2016	9
9/1/2016	13	5227.563	2016	9
9/1/2016	14	5322.413	2016	9
9/1/2016	15	5279.212	2016	9
9/1/2016	16	5181.982	2016	9
9/1/2016	17	5035.782	2016	9
9/1/2016	18	4804.181	2016	9
9/1/2016	19	4690.732	2016	9
9/1/2016	20	4556.032	2016	9
9/1/2016	21	4162.832	2016	9
9/1/2016	22	3816.783	2016	9
9/1/2016	23	3533.881	2016	9
9/2/2016	0	3314.73	2016	9
9/2/2016	1	3195.58	2016	9
9/2/2016	2	3067.379	2016	9
9/2/2016	3	3008.679	2016	9
9/2/2016	4	3089.277	2016	9
9/2/2016	5	3372.672	2016	9

Day	Hr	Total	Year	Month
9/2/2016	6	3542.373	2016	9
9/2/2016	7	3678.474	2016	9
9/2/2016	8	3872.383	2016	9
9/2/2016	9	4064.782	2016	9
9/2/2016	10	4284.082	2016	9
9/2/2016	11	4345.082	2016	9
9/2/2016	12	4505.981	2016	9
9/2/2016	13	4681.081	2016	9
9/2/2016	14	4755.681	2016	9
9/2/2016	15	4792.581	2016	9
9/2/2016	16	4806.281	2016	9
9/2/2016	17	4633.181	2016	9
9/2/2016	18	4416.281	2016	9
9/2/2016	19	4336.174	2016	9
9/2/2016	20	4120.291	2016	9
9/2/2016	21	3880.382	2016	9
9/2/2016	22	3587.681	2016	9
9/2/2016	23	3317.181	2016	9
9/3/2016	0	3089.38	2016	9
9/3/2016	1	2928.48	2016	9
9/3/2016	2	2855.678	2016	9
9/3/2016	3	2733.672	2016	9
9/3/2016	4	2685.773	2016	9
9/3/2016	5	2829.472	2016	9
9/3/2016	6	2825.157	2016	9
9/3/2016	7	3003.068	2016	9
9/3/2016	8	3199.881	2016	9
9/3/2016	9	3419.982	2016	9
9/3/2016	10	3631.283	2016	9
9/3/2016	11	3815.301	2016	9
9/3/2016	12	4051.281	2016	9
9/3/2016	13	4182.582	2016	9
9/3/2016	14	4313.781	2016	9
9/3/2016	15	4454.382	2016	9
9/3/2016	16	4501.081	2016	9
9/3/2016	17	4421.282	2016	9
9/3/2016	18	4208.281	2016	9
9/3/2016	19	4084.082	2016	9
9/3/2016	20	3828.981	2016	9
9/3/2016	21	3646.731	2016	9
9/3/2016	22	3337.332	2016	9
9/3/2016	23	3107.48	2016	9
9/4/2016	0	2909.87	2016	9
9/4/2016	1	2794.459	2016	9
9/4/2016	2	2703.499	2016	9
9/4/2016	3	2663.773	2016	9
9/4/2016	4	2641.672	2016	9
9/4/2016	5	2671.87	2016	9
9/4/2016	6	2686.572	2016	9
9/4/2016	7	2862.972	2016	9
9/4/2016	8	3113.08	2016	9
9/4/2016	9	3365.233	2016	9
9/4/2016	10	3618.932	2016	9
9/4/2016	11	3918.481	2016	9
9/4/2016	12	4201.982	2016	9
9/4/2016	13	4418.681	2016	9
9/4/2016	14	4629.982	2016	9
9/4/2016	15	4811.881	2016	9
9/4/2016	16	4845.782	2016	9
9/4/2016	17	4807.331	2016	9
9/4/2016	18	4578.282	2016	9
9/4/2016	19	4482.131	2016	9
9/4/2016	20	4257.282	2016	9
9/4/2016	21	3931.281	2016	9

Day	Hr	Total	Year	Month
9/4/2016	22	3610.467	2016	9
9/4/2016	23	3296.27	2016	9
9/5/2016	0	3147.782	2016	9
9/5/2016	1	2990.482	2016	9
9/5/2016	2	2892.482	2016	9
9/5/2016	3	2870.68	2016	9
9/5/2016	4	2872.381	2016	9
9/5/2016	5	2897.48	2016	9
9/5/2016	6	2884.579	2016	9
9/5/2016	7	3089.782	2016	9
9/5/2016	8	3405.682	2016	9
9/5/2016	9	3829.282	2016	9
9/5/2016	10	4238.081	2016	9
9/5/2016	11	4598.882	2016	9
9/5/2016	12	4911.581	2016	9
9/5/2016	13	5129.482	2016	9
9/5/2016	14	5277.732	2016	9
9/5/2016	15	5376.431	2016	9
9/5/2016	16	5431.482	2016	9
9/5/2016	17	5351.582	2016	9
9/5/2016	18	5162.731	2016	9
9/5/2016	19	5112.532	2016	9
9/5/2016	20	4845.281	2016	9
9/5/2016	21	4464.181	2016	9
9/5/2016	22	4061.276	2016	9
9/5/2016	23	3728.265	2016	9
9/6/2016	0	3512.98	2016	9
9/6/2016	1	3405.63	2016	9
9/6/2016	2	3240.933	2016	9
9/6/2016	3	3242.382	2016	9
9/6/2016	4	3424.182	2016	9
9/6/2016	5	3719.482	2016	9
9/6/2016	6	3958.881	2016	9
9/6/2016	7	4159.582	2016	9
9/6/2016	8	4479.732	2016	9
9/6/2016	9	4860.232	2016	9
9/6/2016	10	5193.881	2016	9
9/6/2016	11	5592.282	2016	9
9/6/2016	12	5838.082	2016	9
9/6/2016	13	6007.531	2016	9
9/6/2016	14	6085.632	2016	9
9/6/2016	15	6171.981	2016	9
9/6/2016	16	6181.082	2016	9
9/6/2016	17	6071.182	2016	9
9/6/2016	18	5801.281	2016	9
9/6/2016	19	5697.882	2016	9
9/6/2016	20	5379.681	2016	9
9/6/2016	21	4900.682	2016	9
9/6/2016	22	4473.131	2016	9
9/6/2016	23	4155.532	2016	9
9/7/2016	0	3876.266	2016	9
9/7/2016	1	3663.374	2016	9
9/7/2016	2	3521.527	2016	9
9/7/2016	3	3479.131	2016	9
9/7/2016	4	3554.882	2016	9
9/7/2016	5	3911.283	2016	9
9/7/2016	6	4066.082	2016	9
9/7/2016	7	4285.483	2016	9
9/7/2016	8	4628.782	2016	9
9/7/2016	9	5020.481	2016	9
9/7/2016	10	5357.282	2016	9
9/7/2016	11	5688.581	2016	9
9/7/2016	12	5986.882	2016	9
9/7/2016	13	6131.382	2016	9

Day	Hr	Total	Year	Month
9/7/2016	14	6237.381	2016	9
9/7/2016	15	6291.482	2016	9
9/7/2016	16	6253.281	2016	9
9/7/2016	17	6192.832	2016	9
9/7/2016	18	6043.546	2016	9
9/7/2016	19	5877.781	2016	9
9/7/2016	20	5580.281	2016	9
9/7/2016	21	5092.582	2016	9
9/7/2016	22	4640.931	2016	9
9/7/2016	23	4288.332	2016	9
9/8/2016	0	3915.981	2016	9
9/8/2016	1	3708.082	2016	9
9/8/2016	2	3651.977	2016	9
9/8/2016	3	3636.358	2016	9
9/8/2016	4	3734.072	2016	9
9/8/2016	5	3986.124	2016	9
9/8/2016	6	4187.925	2016	9
9/8/2016	7	4351.28	2016	9
9/8/2016	8	4681.382	2016	9
9/8/2016	9	5102.881	2016	9
9/8/2016	10	5450.081	2016	9
9/8/2016	11	5775.481	2016	9
9/8/2016	12	5989.931	2016	9
9/8/2016	13	6140.232	2016	9
9/8/2016	14	6264.581	2016	9
9/8/2016	15	6228.332	2016	9
9/8/2016	16	6221.731	2016	9
9/8/2016	17	6077.282	2016	9
9/8/2016	18	5826.581	2016	9
9/8/2016	19	5802.681	2016	9
9/8/2016	20	5548.182	2016	9
9/8/2016	21	5135.531	2016	9
9/8/2016	22	4751.231	2016	9
9/8/2016	23	4331.181	2016	9
9/9/2016	0	4115.281	2016	9
9/9/2016	1	3940.382	2016	9
9/9/2016	2	3786.381	2016	9
9/9/2016	3	3658.231	2016	9
9/9/2016	4	3832.381	2016	9
9/9/2016	5	4182.317	2016	9
9/9/2016	6	4366.573	2016	9
9/9/2016	7	4481.381	2016	9
9/9/2016	8	4656.481	2016	9
9/9/2016	9	4810.543	2016	9
9/9/2016	10	4964.73	2016	9
9/9/2016	11	5110.631	2016	9
9/9/2016	12	5321.95	2016	9
9/9/2016	13	5424.982	2016	9
9/9/2016	14	5639.881	2016	9
9/9/2016	15	5766.281	2016	9
9/9/2016	16	5785.781	2016	9
9/9/2016	17	5647.082	2016	9
9/9/2016	18	5429.581	2016	9
9/9/2016	19	5307.981	2016	9
9/9/2016	20	5059.981	2016	9
9/9/2016	21	4813.981	2016	9
9/9/2016	22	4509.781	2016	9
9/9/2016	23	4216.382	2016	9
9/10/2016	0	3938.931	2016	9
9/10/2016	1	3712.118	2016	9
9/10/2016	2	3565.381	2016	9
9/10/2016	3	3469.481	2016	9
9/10/2016	4	3433.781	2016	9
9/10/2016	5	3432.381	2016	9

Day	Hr	Total	Year	Month
9/10/2016	6	3480.974	2016	9
9/10/2016	7	3738.364	2016	9
9/10/2016	8	4105.726	2016	9
9/10/2016	9	4535.931	2016	9
9/10/2016	10	4877.081	2016	9
9/10/2016	11	5148.931	2016	9
9/10/2016	12	5269.969	2016	9
9/10/2016	13	5448.932	2016	9
9/10/2016	14	5477.631	2016	9
9/10/2016	15	5209.881	2016	9
9/10/2016	16	5034.181	2016	9
9/10/2016	17	4707.275	2016	9
9/10/2016	18	4445.23	2016	9
9/10/2016	19	4352.032	2016	9
9/10/2016	20	4183.382	2016	9
9/10/2016	21	3914.181	2016	9
9/10/2016	22	3596.681	2016	9
9/10/2016	23	3324.98	2016	9
9/11/2016	0	3126.629	2016	9
9/11/2016	1	2995.878	2016	9
9/11/2016	2	2892.806	2016	9
9/11/2016	3	2770.467	2016	9
9/11/2016	4	2745.371	2016	9
9/11/2016	5	2818.17	2016	9
9/11/2016	6	2790.17	2016	9
9/11/2016	7	2973.821	2016	9
9/11/2016	8	3266.73	2016	9
9/11/2016	9	3461.431	2016	9
9/11/2016	10	3680.532	2016	9
9/11/2016	11	3829.882	2016	9
9/11/2016	12	4001.882	2016	9
9/11/2016	13	4173.631	2016	9
9/11/2016	14	4306.931	2016	9
9/11/2016	15	4413.981	2016	9
9/11/2016	16	4469.781	2016	9
9/11/2016	17	4400.181	2016	9
9/11/2016	18	4223.131	2016	9
9/11/2016	19	4125.428	2016	9
9/11/2016	20	3924.965	2016	9
9/11/2016	21	3674.476	2016	9
9/11/2016	22	3363.277	2016	9
9/11/2016	23	3074.872	2016	9
9/12/2016	0	2964.572	2016	9
9/12/2016	1	2863.671	2016	9
9/12/2016	2	2809.97	2016	9
9/12/2016	3	2824.97	2016	9
9/12/2016	4	2976.958	2016	9
9/12/2016	5	3266.056	2016	9
9/12/2016	6	3465.867	2016	9
9/12/2016	7	3660.172	2016	9
9/12/2016	8	3828.374	2016	9
9/12/2016	9	3990.882	2016	9
9/12/2016	10	4153.183	2016	9
9/12/2016	11	4415.081	2016	9
9/12/2016	12	4658.781	2016	9
9/12/2016	13	4897.681	2016	9
9/12/2016	14	5067.881	2016	9
9/12/2016	15	5149.882	2016	9
9/12/2016	16	5124.181	2016	9
9/12/2016	17	5062.031	2016	9
9/12/2016	18	4890.266	2016	9
9/12/2016	19	4787.181	2016	9
9/12/2016	20	4395.98	2016	9
9/12/2016	21	4031.481	2016	9

Day	Hr	Total	Year	Month
9/12/2016	22	3681.771	2016	9
9/12/2016	23	3393.263	2016	9
9/13/2016	0	3182.872	2016	9
9/13/2016	1	3058.371	2016	9
9/13/2016	2	2901.571	2016	9
9/13/2016	3	2980.27	2016	9
9/13/2016	4	3041.869	2016	9
9/13/2016	5	3339.167	2016	9
9/13/2016	6	3516.559	2016	9
9/13/2016	7	3659.061	2016	9
9/13/2016	8	3946.676	2016	9
9/13/2016	9	4220.783	2016	9
9/13/2016	10	4381.381	2016	9
9/13/2016	11	4701.381	2016	9
9/13/2016	12	4964.332	2016	9
9/13/2016	13	5295.881	2016	9
9/13/2016	14	5556.131	2016	9
9/13/2016	15	5559.831	2016	9
9/13/2016	16	5540.832	2016	9
9/13/2016	17	5502.281	2016	9
9/13/2016	18	5219.081	2016	9
9/13/2016	19	5166.582	2016	9
9/13/2016	20	4773.981	2016	9
9/13/2016	21	4389.082	2016	9
9/13/2016	22	3953.081	2016	9
9/13/2016	23	3653.381	2016	9
9/14/2016	0	3423.124	2016	9
9/14/2016	1	3292.608	2016	9
9/14/2016	2	3142.377	2016	9
9/14/2016	3	3164.775	2016	9
9/14/2016	4	3234.472	2016	9
9/14/2016	5	3625.323	2016	9
9/14/2016	6	3730.323	2016	9
9/14/2016	7	3898.873	2016	9
9/14/2016	8	4147.882	2016	9
9/14/2016	9	4441.682	2016	9
9/14/2016	10	4807.982	2016	9
9/14/2016	11	5095.182	2016	9
9/14/2016	12	5430.183	2016	9
9/14/2016	13	5657.182	2016	9
9/14/2016	14	5802.183	2016	9
9/14/2016	15	5869.182	2016	9
9/14/2016	16	5798.783	2016	9
9/14/2016	17	5626.482	2016	9
9/14/2016	18	5373.182	2016	9
9/14/2016	19	5383.183	2016	9
9/14/2016	20	4995.982	2016	9
9/14/2016	21	4630.267	2016	9
9/14/2016	22	4208.475	2016	9
9/14/2016	23	3879.582	2016	9
9/15/2016	0	3683.182	2016	9
9/15/2016	1	3569.782	2016	9
9/15/2016	2	3405.483	2016	9
9/15/2016	3	3361.082	2016	9
9/15/2016	4	3450.581	2016	9
9/15/2016	5	3807.082	2016	9
9/15/2016	6	3972.831	2016	9
9/15/2016	7	4135.442	2016	9
9/15/2016	8	4275.576	2016	9
9/15/2016	9	4429.368	2016	9
9/15/2016	10	4662.182	2016	9
9/15/2016	11	5030.382	2016	9
9/15/2016	12	5277.397	2016	9
9/15/2016	13	5490.782	2016	9

Day	Hr	Total	Year	Month
9/15/2016	14	5609.983	2016	9
9/15/2016	15	5647.682	2016	9
9/15/2016	16	5622.801	2016	9
9/15/2016	17	5487.632	2016	9
9/15/2016	18	5299.133	2016	9
9/15/2016	19	5219.032	2016	9
9/15/2016	20	4961.033	2016	9
9/15/2016	21	4527.532	2016	9
9/15/2016	22	4190.224	2016	9
9/15/2016	23	3823.932	2016	9
9/16/2016	0	3592.233	2016	9
9/16/2016	1	3415.982	2016	9
9/16/2016	2	3259.083	2016	9
9/16/2016	3	3246.477	2016	9
9/16/2016	4	3386.265	2016	9
9/16/2016	5	3725.23	2016	9
9/16/2016	6	3870.832	2016	9
9/16/2016	7	4025.231	2016	9
9/16/2016	8	4314.732	2016	9
9/16/2016	9	4578.9	2016	9
9/16/2016	10	4907.314	2016	9
9/16/2016	11	5142.532	2016	9
9/16/2016	12	5476.883	2016	9
9/16/2016	13	5707.282	2016	9
9/16/2016	14	5829.283	2016	9
9/16/2016	15	5713.482	2016	9
9/16/2016	16	5632.482	2016	9
9/16/2016	17	5397.583	2016	9
9/16/2016	18	5174.932	2016	9
9/16/2016	19	5100.932	2016	9
9/16/2016	20	4809.383	2016	9
9/16/2016	21	4493.232	2016	9
9/16/2016	22	4130.732	2016	9
9/16/2016	23	3877.682	2016	9
9/17/2016	0	3624.876	2016	9
9/17/2016	1	3435.667	2016	9
9/17/2016	2	3355.583	2016	9
9/17/2016	3	3222.082	2016	9
9/17/2016	4	3290.132	2016	9
9/17/2016	5	3354.932	2016	9
9/17/2016	6	3417.582	2016	9
9/17/2016	7	3633.483	2016	9
9/17/2016	8	3879.282	2016	9
9/17/2016	9	4068.433	2016	9
9/17/2016	10	4170.731	2016	9
9/17/2016	11	4175.583	2016	9
9/17/2016	12	4161.782	2016	9
9/17/2016	13	4189.782	2016	9
9/17/2016	14	4123.383	2016	9
9/17/2016	15	4105.382	2016	9
9/17/2016	16	4097.182	2016	9
9/17/2016	17	4053.582	2016	9
9/17/2016	18	3999.389	2016	9
9/17/2016	19	4087.815	2016	9
9/17/2016	20	3979.731	2016	9
9/17/2016	21	3718.233	2016	9
9/17/2016	22	3580.982	2016	9
9/17/2016	23	3315.832	2016	9
9/18/2016	0	3132.082	2016	9
9/18/2016	1	2976.683	2016	9
9/18/2016	2	2904.182	2016	9
9/18/2016	3	2938.482	2016	9
9/18/2016	4	2962.08	2016	9
9/18/2016	5	3041.066	2016	9

Day	Hr	Total	Year	Month
9/18/2016	6	3087.032	2016	9
9/18/2016	7	3243.432	2016	9
9/18/2016	8	3493.583	2016	9
9/18/2016	9	3763.482	2016	9
9/18/2016	10	3991.933	2016	9
9/18/2016	11	4194.932	2016	9
9/18/2016	12	4417.583	2016	9
9/18/2016	13	4572.533	2016	9
9/18/2016	14	4649.232	2016	9
9/18/2016	15	4726.283	2016	9
9/18/2016	16	4664.733	2016	9
9/18/2016	17	4594.132	2016	9
9/18/2016	18	4540.683	2016	9
9/18/2016	19	4550.383	2016	9
9/18/2016	20	4340.682	2016	9
9/18/2016	21	4010.583	2016	9
9/18/2016	22	3701.983	2016	9
9/18/2016	23	3429.982	2016	9
9/19/2016	0	3232.681	2016	9
9/19/2016	1	3094.277	2016	9
9/19/2016	2	2968.565	2016	9
9/19/2016	3	2980.578	2016	9
9/19/2016	4	3202.778	2016	9
9/19/2016	5	3539.275	2016	9
9/19/2016	6	3708.772	2016	9
9/19/2016	7	3847.477	2016	9
9/19/2016	8	4076.282	2016	9
9/19/2016	9	4315.483	2016	9
9/19/2016	10	4524.932	2016	9
9/19/2016	11	4751.333	2016	9
9/19/2016	12	5052.582	2016	9
9/19/2016	13	5243.283	2016	9
9/19/2016	14	5412.032	2016	9
9/19/2016	15	5470.233	2016	9
9/19/2016	16	5456.783	2016	9
9/19/2016	17	5325.982	2016	9
9/19/2016	18	5099.133	2016	9
9/19/2016	19	4984.532	2016	9
9/19/2016	20	4699.383	2016	9
9/19/2016	21	4259.782	2016	9
9/19/2016	22	3891.381	2016	9
9/19/2016	23	3563.615	2016	9
9/20/2016	0	3334.123	2016	9
9/20/2016	1	3192.578	2016	9
9/20/2016	2	3097.677	2016	9
9/20/2016	3	3044.523	2016	9
9/20/2016	4	3209.522	2016	9
9/20/2016	5	3512.872	2016	9
9/20/2016	6	3713.522	2016	9
9/20/2016	7	3838.921	2016	9
9/20/2016	8	4058.565	2016	9
9/20/2016	9	4324.732	2016	9
9/20/2016	10	4617.932	2016	9
9/20/2016	11	4835.75	2016	9
9/20/2016	12	5078.783	2016	9
9/20/2016	13	5334.882	2016	9
9/20/2016	14	5512.183	2016	9
9/20/2016	15	5629.632	2016	9
9/20/2016	16	5598.033	2016	9
9/20/2016	17	5461.182	2016	9
9/20/2016	18	5202.032	2016	9
9/20/2016	19	5070.832	2016	9
9/20/2016	20	4734.281	2016	9
9/20/2016	21	4348.082	2016	9

Day	Hr	Total	Year	Month
9/20/2016	22	3952.881	2016	9
9/20/2016	23	3608.631	2016	9
9/21/2016	0	3365.63	2016	9
9/21/2016	1	3206.38	2016	9
9/21/2016	2	3129.722	2016	9
9/21/2016	3	3083.413	2016	9
9/21/2016	4	3198.474	2016	9
9/21/2016	5	3557.126	2016	9
9/21/2016	6	3761.422	2016	9
9/21/2016	7	3816.574	2016	9
9/21/2016	8	4060.38	2016	9
9/21/2016	9	4331.182	2016	9
9/21/2016	10	4647.381	2016	9
9/21/2016	11	4983.332	2016	9
9/21/2016	12	5214.981	2016	9
9/21/2016	13	5460.133	2016	9
9/21/2016	14	5641.783	2016	9
9/21/2016	15	5698.983	2016	9
9/21/2016	16	5707.083	2016	9
9/21/2016	17	5560.683	2016	9
9/21/2016	18	5286.982	2016	9
9/21/2016	19	5168.683	2016	9
9/21/2016	20	4825.482	2016	9
9/21/2016	21	4354.383	2016	9
9/21/2016	22	4026.382	2016	9
9/21/2016	23	3639.583	2016	9
9/22/2016	0	3428.171	2016	9
9/22/2016	1	3271.469	2016	9
9/22/2016	2	3165.38	2016	9
9/22/2016	3	3119.779	2016	9
9/22/2016	4	3239.926	2016	9
9/22/2016	5	3562.123	2016	9
9/22/2016	6	3751.373	2016	9
9/22/2016	7	3873.575	2016	9
9/22/2016	8	4044.683	2016	9
9/22/2016	9	4380.882	2016	9
9/22/2016	10	4685.183	2016	9
9/22/2016	11	4994.982	2016	9
9/22/2016	12	5331.383	2016	9
9/22/2016	13	5564.183	2016	9
9/22/2016	14	5750.083	2016	9
9/22/2016	15	5798.656	2016	9
9/22/2016	16	5802.683	2016	9
9/22/2016	17	5622.883	2016	9
9/22/2016	18	5387.233	2016	9
9/22/2016	19	5280.832	2016	9
9/22/2016	20	4886.283	2016	9
9/22/2016	21	4496.583	2016	9
9/22/2016	22	4096.627	2016	9
9/22/2016	23	3788.016	2016	9
9/23/2016	0	3514.182	2016	9
9/23/2016	1	3359.681	2016	9
9/23/2016	2	3227.082	2016	9
9/23/2016	3	3118.581	2016	9
9/23/2016	4	3278.381	2016	9
9/23/2016	5	3625.08	2016	9
9/23/2016	6	3810.679	2016	9
9/23/2016	7	3915.182	2016	9
9/23/2016	8	4186.073	2016	9
9/23/2016	9	4489.524	2016	9
9/23/2016	10	4866.333	2016	9
9/23/2016	11	5194.483	2016	9
9/23/2016	12	5482.633	2016	9
9/23/2016	13	5709.632	2016	9

Day	Hr	Total	Year	Month
9/23/2016	14	5824.083	2016	9
9/23/2016	15	5843.083	2016	9
9/23/2016	16	5772.483	2016	9
9/23/2016	17	5576.383	2016	9
9/23/2016	18	5308.432	2016	9
9/23/2016	19	5187.533	2016	9
9/23/2016	20	4803.683	2016	9
9/23/2016	21	4518.582	2016	9
9/23/2016	22	4126.533	2016	9
9/23/2016	23	3817.533	2016	9
9/24/2016	0	3550.482	2016	9
9/24/2016	1	3302.282	2016	9
9/24/2016	2	3128.182	2016	9
9/24/2016	3	3090.269	2016	9
9/24/2016	4	3052.973	2016	9
9/24/2016	5	3133.581	2016	9
9/24/2016	6	3248.38	2016	9
9/24/2016	7	3433.983	2016	9
9/24/2016	8	3755.582	2016	9
9/24/2016	9	4062.983	2016	9
9/24/2016	10	4430.483	2016	9
9/24/2016	11	4774.582	2016	9
9/24/2016	12	4988.133	2016	9
9/24/2016	13	5190.933	2016	9
9/24/2016	14	5302.983	2016	9
9/24/2016	15	5362.882	2016	9
9/24/2016	16	5306.783	2016	9
9/24/2016	17	5159.383	2016	9
9/24/2016	18	4931.683	2016	9
9/24/2016	19	4823.782	2016	9
9/24/2016	20	4527.683	2016	9
9/24/2016	21	4198.133	2016	9
9/24/2016	22	3944.032	2016	9
9/24/2016	23	3651.829	2016	9
9/25/2016	0	3420.932	2016	9
9/25/2016	1	3233.124	2016	9
9/25/2016	2	3132.569	2016	9
9/25/2016	3	3048.433	2016	9
9/25/2016	4	2969.382	2016	9
9/25/2016	5	3039.231	2016	9
9/25/2016	6	3055.982	2016	9
9/25/2016	7	3227.732	2016	9
9/25/2016	8	3525.933	2016	9
9/25/2016	9	3885.583	2016	9
9/25/2016	10	4194.482	2016	9
9/25/2016	11	4548.783	2016	9
9/25/2016	12	4840.283	2016	9
9/25/2016	13	5057.633	2016	9
9/25/2016	14	5239.933	2016	9
9/25/2016	15	5251.183	2016	9
9/25/2016	16	5334.783	2016	9
9/25/2016	17	5178.983	2016	9
9/25/2016	18	5033.183	2016	9
9/25/2016	19	4950.782	2016	9
9/25/2016	20	4628.933	2016	9
9/25/2016	21	4273.233	2016	9
9/25/2016	22	3864.443	2016	9
9/25/2016	23	3564.533	2016	9
9/26/2016	0	3334.78	2016	9
9/26/2016	1	3226.166	2016	9
9/26/2016	2	3227.078	2016	9
9/26/2016	3	3226.783	2016	9
9/26/2016	4	3376.731	2016	9
9/26/2016	5	3750.833	2016	9

Day	Hr	Total	Year	Month
9/26/2016	6	3796.133	2016	9
9/26/2016	7	4071.2	2016	9
9/26/2016	8	4172.2	2016	9
9/26/2016	9	4186	2016	9
9/26/2016	10	4156.2	2016	9
9/26/2016	11	4184.3	2016	9
9/26/2016	12	4221.4	2016	9
9/26/2016	13	4170.46	2016	9
9/26/2016	14	4105.9	2016	9
9/26/2016	15	4079.7	2016	9
9/26/2016	16	4094.1	2016	9
9/26/2016	17	4054.4	2016	9
9/26/2016	18	3979.5	2016	9
9/26/2016	19	4041.31	2016	9
9/26/2016	20	3783.8	2016	9
9/26/2016	21	3561.4	2016	9
9/26/2016	22	3244.8	2016	9
9/26/2016	23	2981.2	2016	9
9/27/2016	0	2828.9	2016	9
9/27/2016	1	2753.25	2016	9
9/27/2016	2	2691.35	2016	9
9/27/2016	3	2680.1	2016	9
9/27/2016	4	2834.2	2016	9
9/27/2016	5	3267.3	2016	9
9/27/2016	6	3388.3	2016	9
9/27/2016	7	3450.7	2016	9
9/27/2016	8	3586.6	2016	9
9/27/2016	9	3719.413	2016	9
9/27/2016	10	3809.7	2016	9
9/27/2016	11	3915.1	2016	9
9/27/2016	12	3972.05	2016	9
9/27/2016	13	4074.25	2016	9
9/27/2016	14	4117.05	2016	9
9/27/2016	15	4170.3	2016	9
9/27/2016	16	4123.05	2016	9
9/27/2016	17	4077.8	2016	9
9/27/2016	18	3996.1	2016	9
9/27/2016	19	4018.9	2016	9
9/27/2016	20	3823.2	2016	9
9/27/2016	21	3481.4	2016	9
9/27/2016	22	3219.8	2016	9
9/27/2016	23	2986.8	2016	9
9/28/2016	0	2810.7	2016	9
9/28/2016	1	2748.2	2016	9
9/28/2016	2	2681.55	2016	9
9/28/2016	3	2683.15	2016	9
9/28/2016	4	2815.2	2016	9
9/28/2016	5	3160	2016	9
9/28/2016	6	3353.4	2016	9
9/28/2016	7	3440.6	2016	9
9/28/2016	8	3643.8	2016	9
9/28/2016	9	3682.194	2016	9
9/28/2016	10	3765.359	2016	9
9/28/2016	11	3819.309	2016	9
9/28/2016	12	3828.153	2016	9
9/28/2016	13	3847.703	2016	9
9/28/2016	14	3745.303	2016	9
9/28/2016	15	3759.062	2016	9
9/28/2016	16	3723.212	2016	9
9/28/2016	17	3703.357	2016	9
9/28/2016	18	3674.458	2016	9
9/28/2016	19	3733.251	2016	9
9/28/2016	20	3570.062	2016	9
9/28/2016	21	3309.25	2016	9

Day	Hr	Total	Year	Month
9/28/2016	22	3095.647	2016	9
9/28/2016	23	2940.446	2016	9
9/29/2016	0	2763.447	2016	9
9/29/2016	1	2774.346	2016	9
9/29/2016	2	2661.046	2016	9
9/29/2016	3	2673.646	2016	9
9/29/2016	4	2851.546	2016	9
9/29/2016	5	3195.246	2016	9
9/29/2016	6	3442.346	2016	9
9/29/2016	7	3453.446	2016	9
9/29/2016	8	3515.246	2016	9
9/29/2016	9	3606.546	2016	9
9/29/2016	10	3655.047	2016	9
9/29/2016	11	3640.4	2016	9
9/29/2016	12	3603.304	2016	9
9/29/2016	13	3633.361	2016	9
9/29/2016	14	3550.675	2016	9
9/29/2016	15	3573.173	2016	9
9/29/2016	16	3496.073	2016	9
9/29/2016	17	3508.473	2016	9
9/29/2016	18	3593.971	2016	9
9/29/2016	19	3656.964	2016	9
9/29/2016	20	3518.949	2016	9
9/29/2016	21	3315.964	2016	9
9/29/2016	22	3071.566	2016	9
9/29/2016	23	2940.665	2016	9
9/30/2016	0	2825.066	2016	9
9/30/2016	1	2739.665	2016	9
9/30/2016	2	2716.957	2016	9
9/30/2016	3	2693.954	2016	9
9/30/2016	4	2795.315	2016	9
9/30/2016	5	3074.215	2016	9
9/30/2016	6	3337.865	2016	9
9/30/2016	7	3407.764	2016	9
9/30/2016	8	3500.754	2016	9
9/30/2016	9	3563.509	2016	9
9/30/2016	10	3573.316	2016	9
9/30/2016	11	3584.066	2016	9
9/30/2016	12	3601.22	2016	9
9/30/2016	13	3584.971	2016	9
9/30/2016	14	3570.023	2016	9
9/30/2016	15	3489.362	2016	9
9/30/2016	16	3448.456	2016	9
9/30/2016	17	3423.767	2016	9
9/30/2016	18	3463.366	2016	9
9/30/2016	19	3463.915	2016	9
9/30/2016	20	3366.316	2016	9
9/30/2016	21	3206.206	2016	9
9/30/2016	22	2983.206	2016	9
9/30/2016	23	2837.215	2016	9
10/1/2016	0	2662.015	2016	10
10/1/2016	1	2653.465	2016	10
10/1/2016	2	2601.665	2016	10
10/1/2016	3	2549.449	2016	10
10/1/2016	4	2552.963	2016	10
10/1/2016	5	2720.965	2016	10
10/1/2016	6	2792.865	2016	10
10/1/2016	7	2866.865	2016	10
10/1/2016	8	3039.458	2016	10
10/1/2016	9	3087.156	2016	10
10/1/2016	10	3123.068	2016	10
10/1/2016	11	3158.57	2016	10
10/1/2016	12	3093.173	2016	10
10/1/2016	13	3076.373	2016	10

Day	Hr	Total	Year	Month
10/1/2016	14	3074.874	2016	10
10/1/2016	15	3147.875	2016	10
10/1/2016	16	3130.369	2016	10
10/1/2016	17	3120.361	2016	10
10/1/2016	18	3205.273	2016	10
10/1/2016	19	3234.922	2016	10
10/1/2016	20	3149.021	2016	10
10/1/2016	21	2999.671	2016	10
10/1/2016	22	2861.921	2016	10
10/1/2016	23	2717.113	2016	10
10/2/2016	0	2596.862	2016	10
10/2/2016	1	2506.671	2016	10
10/2/2016	2	2474.672	2016	10
10/2/2016	3	2463.671	2016	10
10/2/2016	4	2476.572	2016	10
10/2/2016	5	2538.821	2016	10
10/2/2016	6	2544.813	2016	10
10/2/2016	7	2647.612	2016	10
10/2/2016	8	2802.222	2016	10
10/2/2016	9	3002.774	2016	10
10/2/2016	10	3069.675	2016	10
10/2/2016	11	3130.176	2016	10
10/2/2016	12	3186.23	2016	10
10/2/2016	13	3246.783	2016	10
10/2/2016	14	3296.631	2016	10
10/2/2016	15	3234.182	2016	10
10/2/2016	16	3241.281	2016	10
10/2/2016	17	3335.08	2016	10
10/2/2016	18	3416.66	2016	10
10/2/2016	19	3500.669	2016	10
10/2/2016	20	3390.274	2016	10
10/2/2016	21	3191.373	2016	10
10/2/2016	22	2972.622	2016	10
10/2/2016	23	2787.623	2016	10
10/3/2016	0	2717.872	2016	10
10/3/2016	1	2692.268	2016	10
10/3/2016	2	2652.755	2016	10
10/3/2016	3	2686.77	2016	10
10/3/2016	4	2803.467	2016	10
10/3/2016	5	3148.066	2016	10
10/3/2016	6	3343.816	2016	10
10/3/2016	7	3440.819	2016	10
10/3/2016	8	3552.959	2016	10
10/3/2016	9	3742.467	2016	10
10/3/2016	10	3848.279	2016	10
10/3/2016	11	3950.283	2016	10
10/3/2016	12	4050.382	2016	10
10/3/2016	13	4145.983	2016	10
10/3/2016	14	4140.683	2016	10
10/3/2016	15	4087.382	2016	10
10/3/2016	16	4027.783	2016	10
10/3/2016	17	4027.883	2016	10
10/3/2016	18	4047.481	2016	10
10/3/2016	19	4027.078	2016	10
10/3/2016	20	3866.069	2016	10
10/3/2016	21	3545.957	2016	10
10/3/2016	22	3296.571	2016	10
10/3/2016	23	3092.471	2016	10
10/4/2016	0	2950.67	2016	10
10/4/2016	1	2871.17	2016	10
10/4/2016	2	2813.87	2016	10
10/4/2016	3	2829.317	2016	10
10/4/2016	4	2883.05	2016	10
10/4/2016	5	3240.917	2016	10

Day	Hr	Total	Year	Month
10/4/2016	6	3476.168	2016	10
10/4/2016	7	3518.37	2016	10
10/4/2016	8	3693.472	2016	10
10/4/2016	9	3838.1	2016	10
10/4/2016	10	3970.5	2016	10
10/4/2016	11	4119.3	2016	10
10/4/2016	12	4290.25	2016	10
10/4/2016	13	4478.35	2016	10
10/4/2016	14	4570.3	2016	10
10/4/2016	15	4612.3	2016	10
10/4/2016	16	4619	2016	10
10/4/2016	17	4516.3	2016	10
10/4/2016	18	4448.35	2016	10
10/4/2016	19	4394.35	2016	10
10/4/2016	20	4177.7	2016	10
10/4/2016	21	3863.4	2016	10
10/4/2016	22	3590.3	2016	10
10/4/2016	23	3344.7	2016	10
10/5/2016	0	3163.9	2016	10
10/5/2016	1	3050	2016	10
10/5/2016	2	2981	2016	10
10/5/2016	3	2913.2	2016	10
10/5/2016	4	3030.1	2016	10
10/5/2016	5	3355.1	2016	10
10/5/2016	6	3615.3	2016	10
10/5/2016	7	3587.8	2016	10
10/5/2016	8	3710.7	2016	10
10/5/2016	9	3930.5	2016	10
10/5/2016	10	4134.9	2016	10
10/5/2016	11	4333.1	2016	10
10/5/2016	12	4421.9	2016	10
10/5/2016	13	4609.2	2016	10
10/5/2016	14	4739.1	2016	10
10/5/2016	15	4782.5	2016	10
10/5/2016	16	4781.3	2016	10
10/5/2016	17	4683.7	2016	10
10/5/2016	18	4622.4	2016	10
10/5/2016	19	4562.35	2016	10
10/5/2016	20	4304.65	2016	10
10/5/2016	21	3985.6	2016	10
10/5/2016	22	3680.25	2016	10
10/5/2016	23	3413.35	2016	10
10/6/2016	0	3246.1	2016	10
10/6/2016	1	3092.8	2016	10
10/6/2016	2	2990.5	2016	10
10/6/2016	3	2933.5	2016	10
10/6/2016	4	3103.55	2016	10
10/6/2016	5	3367.15	2016	10
10/6/2016	6	3591.9	2016	10
10/6/2016	7	3688.6	2016	10
10/6/2016	8	3802.5	2016	10
10/6/2016	9	3981.126	2016	10
10/6/2016	10	4151.983	2016	10
10/6/2016	11	4358.732	2016	10
10/6/2016	12	4574.783	2016	10
10/6/2016	13	4780.183	2016	10
10/6/2016	14	4955.6	2016	10
10/6/2016	15	5011.45	2016	10
10/6/2016	16	4968.45	2016	10
10/6/2016	17	4806	2016	10
10/6/2016	18	4712.6	2016	10
10/6/2016	19	4615.3	2016	10
10/6/2016	20	4291.3	2016	10
10/6/2016	21	3986.7	2016	10

Day	Hr	Total	Year	Month
10/6/2016	22	3704.8	2016	10
10/6/2016	23	3369.4	2016	10
10/7/2016	0	3185.6	2016	10
10/7/2016	1	3021.25	2016	10
10/7/2016	2	2948.05	2016	10
10/7/2016	3	2888.9	2016	10
10/7/2016	4	3011.3	2016	10
10/7/2016	5	3244.45	2016	10
10/7/2016	6	3452.35	2016	10
10/7/2016	7	3547.7	2016	10
10/7/2016	8	3717.3	2016	10
10/7/2016	9	3854.101	2016	10
10/7/2016	10	3972.6	2016	10
10/7/2016	11	4179.85	2016	10
10/7/2016	12	4401.65	2016	10
10/7/2016	13	4553.4	2016	10
10/7/2016	14	4660.4	2016	10
10/7/2016	15	4760.9	2016	10
10/7/2016	16	4712.789	2016	10
10/7/2016	17	4570.4	2016	10
10/7/2016	18	4393.85	2016	10
10/7/2016	19	4232.9	2016	10
10/7/2016	20	4058.35	2016	10
10/7/2016	21	3776.9	2016	10
10/7/2016	22	3560.1	2016	10
10/7/2016	23	3272.9	2016	10
10/8/2016	0	3054.35	2016	10
10/8/2016	1	2896.55	2016	10
10/8/2016	2	2755.6	2016	10
10/8/2016	3	2717.85	2016	10
10/8/2016	4	2682.7	2016	10
10/8/2016	5	2781.3	2016	10
10/8/2016	6	2922	2016	10
10/8/2016	7	2950.2	2016	10
10/8/2016	8	3111.1	2016	10
10/8/2016	9	3207.15	2016	10
10/8/2016	10	3268.65	2016	10
10/8/2016	11	3313	2016	10
10/8/2016	12	3324.6	2016	10
10/8/2016	13	3330.35	2016	10
10/8/2016	14	3350.25	2016	10
10/8/2016	15	3398.8	2016	10
10/8/2016	16	3318.7	2016	10
10/8/2016	17	3239.4	2016	10
10/8/2016	18	3287.5	2016	10
10/8/2016	19	3263.5	2016	10
10/8/2016	20	3119.6	2016	10
10/8/2016	21	2909.8	2016	10
10/8/2016	22	2780.2	2016	10
10/8/2016	23	2625.4	2016	10
10/9/2016	0	2562.5	2016	10
10/9/2016	1	2452.4	2016	10
10/9/2016	2	2433.2	2016	10
10/9/2016	3	2442.4	2016	10
10/9/2016	4	2481.75	2016	10
10/9/2016	5	2557.3	2016	10
10/9/2016	6	2651.75	2016	10
10/9/2016	7	2741.7	2016	10
10/9/2016	8	2840.45	2016	10
10/9/2016	9	2930.85	2016	10
10/9/2016	10	2945.9	2016	10
10/9/2016	11	2946.2	2016	10
10/9/2016	12	3003.8	2016	10
10/9/2016	13	3075.85	2016	10

Day	Hr	Total	Year	Month
10/9/2016	14	3081.05	2016	10
10/9/2016	15	3178.3	2016	10
10/9/2016	16	3195.45	2016	10
10/9/2016	17	3181.65	2016	10
10/9/2016	18	3328.8	2016	10
10/9/2016	19	3400.9	2016	10
10/9/2016	20	3190.1	2016	10
10/9/2016	21	3027.3	2016	10
10/9/2016	22	2854.5	2016	10
10/9/2016	23	2696.4	2016	10
10/10/2016	0	2578.8	2016	10
10/10/2016	1	2590.8	2016	10
10/10/2016	2	2541.75	2016	10
10/10/2016	3	2593.65	2016	10
10/10/2016	4	2708.8	2016	10
10/10/2016	5	3064.75	2016	10
10/10/2016	6	3339.4	2016	10
10/10/2016	7	3492.25	2016	10
10/10/2016	8	3588.9	2016	10
10/10/2016	9	3660.2	2016	10
10/10/2016	10	3696.3	2016	10
10/10/2016	11	3723.1	2016	10
10/10/2016	12	3779.2	2016	10
10/10/2016	13	3815.05	2016	10
10/10/2016	14	3831.3	2016	10
10/10/2016	15	3837.65	2016	10
10/10/2016	16	3805.7	2016	10
10/10/2016	17	3819.7	2016	10
10/10/2016	18	3831.9	2016	10
10/10/2016	19	3805.85	2016	10
10/10/2016	20	3657.25	2016	10
10/10/2016	21	3355.5	2016	10
10/10/2016	22	3158.45	2016	10
10/10/2016	23	2950.05	2016	10
10/11/2016	0	2859.2	2016	10
10/11/2016	1	2820.5	2016	10
10/11/2016	2	2764	2016	10
10/11/2016	3	2766.1	2016	10
10/11/2016	4	2927.5	2016	10
10/11/2016	5	3275.3	2016	10
10/11/2016	6	3504.05	2016	10
10/11/2016	7	3580.95	2016	10
10/11/2016	8	3593	2016	10
10/11/2016	9	3580.9	2016	10
10/11/2016	10	3625.4	2016	10
10/11/2016	11	3733.7	2016	10
10/11/2016	12	3734.1	2016	10
10/11/2016	13	3847.3	2016	10
10/11/2016	14	3934.7	2016	10
10/11/2016	15	3957	2016	10
10/11/2016	16	3981.05	2016	10
10/11/2016	17	3894.75	2016	10
10/11/2016	18	3971.2	2016	10
10/11/2016	19	3913.1	2016	10
10/11/2016	20	3736.65	2016	10
10/11/2016	21	3467.6	2016	10
10/11/2016	22	3210.25	2016	10
10/11/2016	23	3028.8	2016	10
10/12/2016	0	2903.65	2016	10
10/12/2016	1	2799.65	2016	10
10/12/2016	2	2728.9	2016	10
10/12/2016	3	2748.8	2016	10
10/12/2016	4	2928.1	2016	10
10/12/2016	5	3269.3	2016	10

Day	Hr	Total	Year	Month
10/12/2016	6	3459.65	2016	10
10/12/2016	7	3462.95	2016	10
10/12/2016	8	3567.9	2016	10
10/12/2016	9	3618.65	2016	10
10/12/2016	10	3709.05	2016	10
10/12/2016	11	3766.6	2016	10
10/12/2016	12	3875.7	2016	10
10/12/2016	13	3979.85	2016	10
10/12/2016	14	3999.15	2016	10
10/12/2016	15	3994.85	2016	10
10/12/2016	16	3995.55	2016	10
10/12/2016	17	3895.9	2016	10
10/12/2016	18	4043.4	2016	10
10/12/2016	19	4008.8	2016	10
10/12/2016	20	3842.9	2016	10
10/12/2016	21	3584	2016	10
10/12/2016	22	3374.6	2016	10
10/12/2016	23	3152.2	2016	10
10/13/2016	0	3035.2	2016	10
10/13/2016	1	2932.9	2016	10
10/13/2016	2	2847.8	2016	10
10/13/2016	3	2837.7	2016	10
10/13/2016	4	2999.35	2016	10
10/13/2016	5	3316.65	2016	10
10/13/2016	6	3590.3	2016	10
10/13/2016	7	3626.8	2016	10
10/13/2016	8	3661.2	2016	10
10/13/2016	9	3667.4	2016	10
10/13/2016	10	3654	2016	10
10/13/2016	11	3698.3	2016	10
10/13/2016	12	3732.35	2016	10
10/13/2016	13	3691.55	2016	10
10/13/2016	14	3669	2016	10
10/13/2016	15	3658.3	2016	10
10/13/2016	16	3660.2	2016	10
10/13/2016	17	3629.4	2016	10
10/13/2016	18	3716.6	2016	10
10/13/2016	19	3693.9	2016	10
10/13/2016	20	3544.4	2016	10
10/13/2016	21	3340.05	2016	10
10/13/2016	22	3135.05	2016	10
10/13/2016	23	2965.7	2016	10
10/14/2016	0	2789.5	2016	10
10/14/2016	1	2708.4	2016	10
10/14/2016	2	2716.3	2016	10
10/14/2016	3	2674.5	2016	10
10/14/2016	4	2892.2	2016	10
10/14/2016	5	3217.15	2016	10
10/14/2016	6	3464.45	2016	10
10/14/2016	7	3461.2	2016	10
10/14/2016	8	3491.85	2016	10
10/14/2016	9	3585.95	2016	10
10/14/2016	10	3552.3	2016	10
10/14/2016	11	3621.8	2016	10
10/14/2016	12	3657.5	2016	10
10/14/2016	13	3640.45	2016	10
10/14/2016	14	3557.85	2016	10
10/14/2016	15	3567.5	2016	10
10/14/2016	16	3478.1	2016	10
10/14/2016	17	3451.8	2016	10
10/14/2016	18	3499.1	2016	10
10/14/2016	19	3464.25	2016	10
10/14/2016	20	3405.25	2016	10
10/14/2016	21	3273.4	2016	10

Day	Hr	Total	Year	Month
10/14/2016	22	3103.35	2016	10
10/14/2016	23	2914.05	2016	10
10/15/2016	0	2777.55	2016	10
10/15/2016	1	2675.85	2016	10
10/15/2016	2	2692.6	2016	10
10/15/2016	3	2603.9	2016	10
10/15/2016	4	2641.7	2016	10
10/15/2016	5	2773.45	2016	10
10/15/2016	6	2915.15	2016	10
10/15/2016	7	3003.05	2016	10
10/15/2016	8	3117.25	2016	10
10/15/2016	9	3233	2016	10
10/15/2016	10	3338.05	2016	10
10/15/2016	11	3386.8	2016	10
10/15/2016	12	3453.2	2016	10
10/15/2016	13	3599.35	2016	10
10/15/2016	14	3614.8	2016	10
10/15/2016	15	3684.9	2016	10
10/15/2016	16	3612.9	2016	10
10/15/2016	17	3627.5	2016	10
10/15/2016	18	3650.9	2016	10
10/15/2016	19	3581.6	2016	10
10/15/2016	20	3425.05	2016	10
10/15/2016	21	3206.25	2016	10
10/15/2016	22	3031.9	2016	10
10/15/2016	23	2826.9	2016	10
10/16/2016	0	2595.9	2016	10
10/16/2016	1	2588	2016	10
10/16/2016	2	2525.1	2016	10
10/16/2016	3	2452.5	2016	10
10/16/2016	4	2585	2016	10
10/16/2016	5	2547.8	2016	10
10/16/2016	6	2671.3	2016	10
10/16/2016	7	2819.1	2016	10
10/16/2016	8	2988.3	2016	10
10/16/2016	9	3145.25	2016	10
10/16/2016	10	3236.25	2016	10
10/16/2016	11	3473.1	2016	10
10/16/2016	12	3613.1	2016	10
10/16/2016	13	3679.2	2016	10
10/16/2016	14	3828.9	2016	10
10/16/2016	15	3825.3	2016	10
10/16/2016	16	3848.8	2016	10
10/16/2016	17	3899	2016	10
10/16/2016	18	3932.2	2016	10
10/16/2016	19	3883.1	2016	10
10/16/2016	20	3698.3	2016	10
10/16/2016	21	3436.1	2016	10
10/16/2016	22	3140	2016	10
10/16/2016	23	2919.35	2016	10
10/17/2016	0	2767.95	2016	10
10/17/2016	1	2780.7	2016	10
10/17/2016	2	2770.9	2016	10
10/17/2016	3	2789.7	2016	10
10/17/2016	4	2947.1	2016	10
10/17/2016	5	3291.8	2016	10
10/17/2016	6	3567.7	2016	10
10/17/2016	7	3652.85	2016	10
10/17/2016	8	3832.15	2016	10
10/17/2016	9	3990.3	2016	10
10/17/2016	10	4205.5	2016	10
10/17/2016	11	4357.65	2016	10
10/17/2016	12	4559.45	2016	10
10/17/2016	13	4723.8	2016	10

Day	Hr	Total	Year	Month
10/17/2016	14	4808.2	2016	10
10/17/2016	15	4786.25	2016	10
10/17/2016	16	4753.95	2016	10
10/17/2016	17	4637.9	2016	10
10/17/2016	18	4620.6	2016	10
10/17/2016	19	4536.2	2016	10
10/17/2016	20	4308.6	2016	10
10/17/2016	21	3981.2	2016	10
10/17/2016	22	3644.5	2016	10
10/17/2016	23	3369.8	2016	10
10/18/2016	0	3213.5	2016	10
10/18/2016	1	3119.9	2016	10
10/18/2016	2	2970	2016	10
10/18/2016	3	3002.3	2016	10
10/18/2016	4	3123.95	2016	10
10/18/2016	5	3518.85	2016	10
10/18/2016	6	3749.3	2016	10
10/18/2016	7	3869.2	2016	10
10/18/2016	8	4021.7	2016	10
10/18/2016	9	4183.8	2016	10
10/18/2016	10	4362	2016	10
10/18/2016	11	4529.8	2016	10
10/18/2016	12	4660.7	2016	10
10/18/2016	13	4797.7	2016	10
10/18/2016	14	4888.45	2016	10
10/18/2016	15	4897.3	2016	10
10/18/2016	16	4864.95	2016	10
10/18/2016	17	4741.7	2016	10
10/18/2016	18	4753.5	2016	10
10/18/2016	19	4711.85	2016	10
10/18/2016	20	4459.65	2016	10
10/18/2016	21	4176.3	2016	10
10/18/2016	22	3837.7	2016	10
10/18/2016	23	3597	2016	10
10/19/2016	0	3418.3	2016	10
10/19/2016	1	3244.35	2016	10
10/19/2016	2	3173.85	2016	10
10/19/2016	3	3148.2	2016	10
10/19/2016	4	3275.7	2016	10
10/19/2016	5	3651.1	2016	10
10/19/2016	6	3907.15	2016	10
10/19/2016	7	3916.3	2016	10
10/19/2016	8	4056.35	2016	10
10/19/2016	9	4242.4	2016	10
10/19/2016	10	4516.483	2016	10
10/19/2016	11	4718.482	2016	10
10/19/2016	12	4864.782	2016	10
10/19/2016	13	5046.033	2016	10
10/19/2016	14	5073.533	2016	10
10/19/2016	15	5113.682	2016	10
10/19/2016	16	5101.182	2016	10
10/19/2016	17	4947.583	2016	10
10/19/2016	18	4883.632	2016	10
10/19/2016	19	4774.633	2016	10
10/19/2016	20	4373.269	2016	10
10/19/2016	21	4053.773	2016	10
10/19/2016	22	3809.082	2016	10
10/19/2016	23	3541.281	2016	10
10/20/2016	0	3295.032	2016	10
10/20/2016	1	3126.181	2016	10
10/20/2016	2	3037.579	2016	10
10/20/2016	3	3033.08	2016	10
10/20/2016	4	3160.628	2016	10
10/20/2016	5	3462.974	2016	10

Day	Hr	Total	Year	Month
10/20/2016	6	3758.868	2016	10
10/20/2016	7	3751.658	2016	10
10/20/2016	8	3806.873	2016	10
10/20/2016	9	3965.773	2016	10
10/20/2016	10	3990.372	2016	10
10/20/2016	11	3965.573	2016	10
10/20/2016	12	4077.362	2016	10
10/20/2016	13	4043.068	2016	10
10/20/2016	14	4041.18	2016	10
10/20/2016	15	4021.28	2016	10
10/20/2016	16	3989.072	2016	10
10/20/2016	17	3980.57	2016	10
10/20/2016	18	3979.866	2016	10
10/20/2016	19	3898.367	2016	10
10/20/2016	20	3717.265	2016	10
10/20/2016	21	3454.703	2016	10
10/20/2016	22	3247.41	2016	10
10/20/2016	23	3022.765	2016	10
10/21/2016	0	2878.915	2016	10
10/21/2016	1	2829.915	2016	10
10/21/2016	2	2762.915	2016	10
10/21/2016	3	2709.308	2016	10
10/21/2016	4	2883.853	2016	10
10/21/2016	5	3190.015	2016	10
10/21/2016	6	3438.714	2016	10
10/21/2016	7	3452.18	2016	10
10/21/2016	8	3531.215	2016	10
10/21/2016	9	3595.562	2016	10
10/21/2016	10	3573.703	2016	10
10/21/2016	11	3583.067	2016	10
10/21/2016	12	3589.17	2016	10
10/21/2016	13	3508.074	2016	10
10/21/2016	14	3461.435	2016	10
10/21/2016	15	3403.421	2016	10
10/21/2016	16	3297.569	2016	10
10/21/2016	17	3341.158	2016	10
10/21/2016	18	3481.253	2016	10
10/21/2016	19	3441.965	2016	10
10/21/2016	20	3340.263	2016	10
10/21/2016	21	3237.881	2016	10
10/21/2016	22	3079.657	2016	10
10/21/2016	23	2933.752	2016	10
10/22/2016	0	2860.963	2016	10
10/22/2016	1	2729.263	2016	10
10/22/2016	2	2714.665	2016	10
10/22/2016	3	2684.053	2016	10
10/22/2016	4	2733.755	2016	10
10/22/2016	5	2889.463	2016	10
10/22/2016	6	3055.813	2016	10
10/22/2016	7	3149.909	2016	10
10/22/2016	8	3207.451	2016	10
10/22/2016	9	3279.563	2016	10
10/22/2016	10	3204.763	2016	10
10/22/2016	11	3193.966	2016	10
10/22/2016	12	3167.968	2016	10
10/22/2016	13	3089.02	2016	10
10/22/2016	14	3077.706	2016	10
10/22/2016	15	3048.472	2016	10
10/22/2016	16	3054.07	2016	10
10/22/2016	17	3106.367	2016	10
10/22/2016	18	3192.064	2016	10
10/22/2016	19	3224.96	2016	10
10/22/2016	20	3163.149	2016	10
10/22/2016	21	3061.663	2016	10

Day	Hr	Total	Year	Month
10/22/2016	22	2920.963	2016	10
10/22/2016	23	2821.364	2016	10
10/23/2016	0	2711.752	2016	10
10/23/2016	1	2667.056	2016	10
10/23/2016	2	2652.263	2016	10
10/23/2016	3	2675.012	2016	10
10/23/2016	4	2705.009	2016	10
10/23/2016	5	2840.75	2016	10
10/23/2016	6	2897.663	2016	10
10/23/2016	7	3080.663	2016	10
10/23/2016	8	3101.463	2016	10
10/23/2016	9	3126.866	2016	10
10/23/2016	10	3086.254	2016	10
10/23/2016	11	3061.773	2016	10
10/23/2016	12	3036.475	2016	10
10/23/2016	13	3069.625	2016	10
10/23/2016	14	3071.431	2016	10
10/23/2016	15	3110.983	2016	10
10/23/2016	16	3188.781	2016	10
10/23/2016	17	3213.38	2016	10
10/23/2016	18	3400.774	2016	10
10/23/2016	19	3373.962	2016	10
10/23/2016	20	3239.466	2016	10
10/23/2016	21	3070.372	2016	10
10/23/2016	22	2844.072	2016	10
10/23/2016	23	2701.272	2016	10
10/24/2016	0	2673.771	2016	10
10/24/2016	1	2652.371	2016	10
10/24/2016	2	2672.67	2016	10
10/24/2016	3	2712.455	2016	10
10/24/2016	4	2907.558	2016	10
10/24/2016	5	3226.465	2016	10
10/24/2016	6	3463.665	2016	10
10/24/2016	7	3569.764	2016	10
10/24/2016	8	3603.467	2016	10
10/24/2016	9	3634.167	2016	10
10/24/2016	10	3720.358	2016	10
10/24/2016	11	3740.573	2016	10
10/24/2016	12	3753.274	2016	10
10/24/2016	13	3767.974	2016	10
10/24/2016	14	3717.98	2016	10
10/24/2016	15	3707.38	2016	10
10/24/2016	16	3693.078	2016	10
10/24/2016	17	3596.872	2016	10
10/24/2016	18	3831.156	2016	10
10/24/2016	19	3747.959	2016	10
10/24/2016	20	3590.865	2016	10
10/24/2016	21	3351.665	2016	10
10/24/2016	22	3190.164	2016	10
10/24/2016	23	2954.864	2016	10
10/25/2016	0	2875.147	2016	10
10/25/2016	1	2821.261	2016	10
10/25/2016	2	2825.963	2016	10
10/25/2016	3	2800.463	2016	10
10/25/2016	4	2972.36	2016	10
10/25/2016	5	3363.048	2016	10
10/25/2016	6	3664.263	2016	10
10/25/2016	7	3707.263	2016	10
10/25/2016	8	3712.864	2016	10
10/25/2016	9	3694.762	2016	10
10/25/2016	10	3660.501	2016	10
10/25/2016	11	3645.77	2016	10
10/25/2016	12	3610.023	2016	10
10/25/2016	13	3608.672	2016	10

Day	Hr	Total	Year	Month
10/25/2016	14	3609.024	2016	10
10/25/2016	15	3525.324	2016	10
10/25/2016	16	3492.872	2016	10
10/25/2016	17	3535.011	2016	10
10/25/2016	18	3695.011	2016	10
10/25/2016	19	3668.764	2016	10
10/25/2016	20	3493.564	2016	10
10/25/2016	21	3303.664	2016	10
10/25/2016	22	3104.56	2016	10
10/25/2016	23	2982.85	2016	10
10/26/2016	0	2878.663	2016	10
10/26/2016	1	2828.563	2016	10
10/26/2016	2	2809.763	2016	10
10/26/2016	3	2839.608	2016	10
10/26/2016	4	3036.7	2016	10
10/26/2016	5	3415.164	2016	10
10/26/2016	6	3704.513	2016	10
10/26/2016	7	3681.314	2016	10
10/26/2016	8	3687.671	2016	10
10/26/2016	9	3615.86	2016	10
10/26/2016	10	3597.874	2016	10
10/26/2016	11	3603.401	2016	10
10/26/2016	12	3639.883	2016	10
10/26/2016	13	3672.884	2016	10
10/26/2016	14	3696.483	2016	10
10/26/2016	15	3667.184	2016	10
10/26/2016	16	3618.184	2016	10
10/26/2016	17	3658.583	2016	10
10/26/2016	18	3779.583	2016	10
10/26/2016	19	3729.771	2016	10
10/26/2016	20	3614.777	2016	10
10/26/2016	21	3352.582	2016	10
10/26/2016	22	3147.682	2016	10
10/26/2016	23	2993.583	2016	10
10/27/2016	0	2871.082	2016	10
10/27/2016	1	2773.581	2016	10
10/27/2016	2	2736.333	2016	10
10/27/2016	3	2730.432	2016	10
10/27/2016	4	2889.181	2016	10
10/27/2016	5	3240.582	2016	10
10/27/2016	6	3513.017	2016	10
10/27/2016	7	3571.529	2016	10
10/27/2016	8	3610.781	2016	10
10/27/2016	9	3669.482	2016	10
10/27/2016	10	3683.883	2016	10
10/27/2016	11	3673.282	2016	10
10/27/2016	12	3665.282	2016	10
10/27/2016	13	3644.182	2016	10
10/27/2016	14	3596.183	2016	10
10/27/2016	15	3530.231	2016	10
10/27/2016	16	3485.332	2016	10
10/27/2016	17	3514.368	2016	10
10/27/2016	18	3644.17	2016	10
10/27/2016	19	3618.58	2016	10
10/27/2016	20	3469.479	2016	10
10/27/2016	21	3268.974	2016	10
10/27/2016	22	3074.276	2016	10
10/27/2016	23	2913.575	2016	10
10/28/2016	0	2820.773	2016	10
10/28/2016	1	2752.572	2016	10
10/28/2016	2	2741.759	2016	10
10/28/2016	3	2765.767	2016	10
10/28/2016	4	2941.372	2016	10
10/28/2016	5	3256.173	2016	10

Day	Hr	Total	Year	Month
10/28/2016	6	3553.972	2016	10
10/28/2016	7	3563.972	2016	10
10/28/2016	8	3581.373	2016	10
10/28/2016	9	3611.879	2016	10
10/28/2016	10	3584.528	2016	10
10/28/2016	11	3589.118	2016	10
10/28/2016	12	3592.883	2016	10
10/28/2016	13	3627.884	2016	10
10/28/2016	14	3623.283	2016	10
10/28/2016	15	3592.584	2016	10
10/28/2016	16	3553.383	2016	10
10/28/2016	17	3550.183	2016	10
10/28/2016	18	3623.733	2016	10
10/28/2016	19	3557.132	2016	10
10/28/2016	20	3416.431	2016	10
10/28/2016	21	3244.53	2016	10
10/28/2016	22	3038.363	2016	10
10/28/2016	23	2858.376	2016	10
10/29/2016	0	2778.478	2016	10
10/29/2016	1	2682.176	2016	10
10/29/2016	2	2722.779	2016	10
10/29/2016	3	2638.879	2016	10
10/29/2016	4	2722.178	2016	10
10/29/2016	5	2807.076	2016	10
10/29/2016	6	2922.775	2016	10
10/29/2016	7	3051.77	2016	10
10/29/2016	8	3135.772	2016	10
10/29/2016	9	3223.282	2016	10
10/29/2016	10	3284.084	2016	10
10/29/2016	11	3363.483	2016	10
10/29/2016	12	3368.369	2016	10
10/29/2016	13	3454.183	2016	10
10/29/2016	14	3488.384	2016	10
10/29/2016	15	3572.583	2016	10
10/29/2016	16	3567.683	2016	10
10/29/2016	17	3483.184	2016	10
10/29/2016	18	3576.583	2016	10
10/29/2016	19	3473.183	2016	10
10/29/2016	20	3327.783	2016	10
10/29/2016	21	3127.683	2016	10
10/29/2016	22	2958.97	2016	10
10/29/2016	23	2773.675	2016	10
10/30/2016	0	2661.482	2016	10
10/30/2016	1	2561.382	2016	10
10/30/2016	2	2510.582	2016	10
10/30/2016	3	2516.881	2016	10
10/30/2016	4	2529.282	2016	10
10/30/2016	5	2566.182	2016	10
10/30/2016	6	2684.182	2016	10
10/30/2016	7	2817.381	2016	10
10/30/2016	8	2878.483	2016	10
10/30/2016	9	3062.683	2016	10
10/30/2016	10	3184.984	2016	10
10/30/2016	11	3292.578	2016	10
10/30/2016	12	3390.87	2016	10
10/30/2016	13	3502.484	2016	10
10/30/2016	14	3583.483	2016	10
10/30/2016	15	3608.983	2016	10
10/30/2016	16	3692.384	2016	10
10/30/2016	17	3666.883	2016	10
10/30/2016	18	3764.284	2016	10
10/30/2016	19	3753.083	2016	10
10/30/2016	20	3569.283	2016	10
10/30/2016	21	3317.983	2016	10

Day	Hr	Total	Year	Month
10/30/2016	22	3125.483	2016	10
10/30/2016	23	2894.682	2016	10
10/31/2016	0	2755.481	2016	10
10/31/2016	1	2703.581	2016	10
10/31/2016	2	2639.764	2016	10
10/31/2016	3	2758.979	2016	10
10/31/2016	4	2837.181	2016	10
10/31/2016	5	3220.879	2016	10
10/31/2016	6	3480.178	2016	10
10/31/2016	7	3486.378	2016	10
10/31/2016	8	3610.48	2016	10
10/31/2016	9	3634.781	2016	10
10/31/2016	10	3691.081	2016	10
10/31/2016	11	3682.483	2016	10
10/31/2016	12	3798.383	2016	10
10/31/2016	13	3882.567	2016	10
10/31/2016	14	3896.98	2016	10
10/31/2016	15	3899.384	2016	10
10/31/2016	16	3799.083	2016	10
10/31/2016	17	3763.984	2016	10
10/31/2016	18	3752.982	2016	10
10/31/2016	19	3748.883	2016	10
10/31/2016	20	3665.582	2016	10
10/31/2016	21	3418.582	2016	10
10/31/2016	22	3155.083	2016	10
10/31/2016	23	2967.181	2016	10
11/1/2016	0	2832.881	2016	11
11/1/2016	1	2801.382	2016	11
11/1/2016	2	2769.564	2016	11
11/1/2016	3	2734.379	2016	11
11/1/2016	4	2944.58	2016	11
11/1/2016	5	3285.582	2016	11
11/1/2016	6	3596.581	2016	11
11/1/2016	7	3607.881	2016	11
11/1/2016	8	3655.082	2016	11
11/1/2016	9	3752.383	2016	11
11/1/2016	10	3906.583	2016	11
11/1/2016	11	3980.483	2016	11
11/1/2016	12	4126.394	2016	11
11/1/2016	13	4208.383	2016	11
11/1/2016	14	4300.884	2016	11
11/1/2016	15	4330.484	2016	11
11/1/2016	16	4281.883	2016	11
11/1/2016	17	4232.184	2016	11
11/1/2016	18	4288.383	2016	11
11/1/2016	19	4111.267	2016	11
11/1/2016	20	3908.48	2016	11
11/1/2016	21	3658.883	2016	11
11/1/2016	22	3402.282	2016	11
11/1/2016	23	3166.383	2016	11
11/2/2016	0	2989.082	2016	11
11/2/2016	1	2888.882	2016	11
11/2/2016	2	2821.082	2016	11
11/2/2016	3	2804.081	2016	11
11/2/2016	4	2952.19	2016	11
11/2/2016	5	3338.581	2016	11
11/2/2016	6	3602.681	2016	11
11/2/2016	7	3630.881	2016	11
11/2/2016	8	3717.179	2016	11
11/2/2016	9	3837.466	2016	11
11/2/2016	10	3899.883	2016	11
11/2/2016	11	4077.983	2016	11
11/2/2016	12	4178.484	2016	11
11/2/2016	13	4270.583	2016	11

Day	Hr	Total	Year	Month
11/2/2016	14	4368.684	2016	11
11/2/2016	15	4290.683	2016	11
11/2/2016	16	4269.184	2016	11
11/2/2016	17	4238.083	2016	11
11/2/2016	18	4313.584	2016	11
11/2/2016	19	4194.883	2016	11
11/2/2016	20	3997.384	2016	11
11/2/2016	21	3720.683	2016	11
11/2/2016	22	3487.783	2016	11
11/2/2016	23	3252.583	2016	11
11/3/2016	0	3026.982	2016	11
11/3/2016	1	2879.983	2016	11
11/3/2016	2	2825.582	2016	11
11/3/2016	3	2853.87	2016	11
11/3/2016	4	2946.674	2016	11
11/3/2016	5	3384.583	2016	11
11/3/2016	6	3638.782	2016	11
11/3/2016	7	3698.483	2016	11
11/3/2016	8	3784.683	2016	11
11/3/2016	9	3856.783	2016	11
11/3/2016	10	3918.383	2016	11
11/3/2016	11	3948.783	2016	11
11/3/2016	12	3982.284	2016	11
11/3/2016	13	3935.083	2016	11
11/3/2016	14	3922.883	2016	11
11/3/2016	15	3845.583	2016	11
11/3/2016	16	3829.284	2016	11
11/3/2016	17	3934.782	2016	11
11/3/2016	18	3993.783	2016	11
11/3/2016	19	3963.869	2016	11
11/3/2016	20	3786.975	2016	11
11/3/2016	21	3512.683	2016	11
11/3/2016	22	3251.381	2016	11
11/3/2016	23	3085.181	2016	11
11/4/2016	0	2929.081	2016	11
11/4/2016	1	2824.28	2016	11
11/4/2016	2	2755.679	2016	11
11/4/2016	3	2768.08	2016	11
11/4/2016	4	2906.079	2016	11
11/4/2016	5	3212.474	2016	11
11/4/2016	6	3464.658	2016	11
11/4/2016	7	3481.87	2016	11
11/4/2016	8	3543.574	2016	11
11/4/2016	9	3610.28	2016	11
11/4/2016	10	3625.282	2016	11
11/4/2016	11	3639.082	2016	11
11/4/2016	12	3662.583	2016	11
11/4/2016	13	3631.784	2016	11
11/4/2016	14	3592.083	2016	11
11/4/2016	15	3521.984	2016	11
11/4/2016	16	3480.882	2016	11
11/4/2016	17	3466.37	2016	11
11/4/2016	18	3592.074	2016	11
11/4/2016	19	3515.28	2016	11
11/4/2016	20	3409.678	2016	11
11/4/2016	21	3262.876	2016	11
11/4/2016	22	3106.279	2016	11
11/4/2016	23	2952.573	2016	11
11/5/2016	0	2853.872	2016	11
11/5/2016	1	2775.872	2016	11
11/5/2016	2	2741.467	2016	11
11/5/2016	3	2750.058	2016	11
11/5/2016	4	2829.072	2016	11
11/5/2016	5	2985.071	2016	11

Day	Hr	Total	Year	Month
11/5/2016	6	3158.771	2016	11
11/5/2016	7	3266.171	2016	11
11/5/2016	8	3360.672	2016	11
11/5/2016	9	3356.177	2016	11
11/5/2016	10	3297.481	2016	11
11/5/2016	11	3223.476	2016	11
11/5/2016	12	3166.569	2016	11
11/5/2016	13	3121.583	2016	11
11/5/2016	14	3056.283	2016	11
11/5/2016	15	3074.883	2016	11
11/5/2016	16	3044.081	2016	11
11/5/2016	17	3168.281	2016	11
11/5/2016	18	3318.18	2016	11
11/5/2016	19	3221.679	2016	11
11/5/2016	20	3170.476	2016	11
11/5/2016	21	3064.672	2016	11
11/5/2016	22	2930.958	2016	11
11/5/2016	23	2803.073	2016	11
11/6/2016	0	2724.677	2016	11
11/6/2016	1	2686.972	2016	11
11/6/2016	2	2673.173	2016	11
11/6/2016	3	2679.172	2016	11
11/6/2016	4	2671.171	2016	11
11/6/2016	5	2769.571	2016	11
11/6/2016	6	2911.455	2016	11
11/6/2016	7	2991.771	2016	11
11/6/2016	8	3118.472	2016	11
11/6/2016	9	3160.676	2016	11
11/6/2016	10	3050.481	2016	11
11/6/2016	11	3076.182	2016	11
11/6/2016	12	3025.482	2016	11
11/6/2016	13	3006.683	2016	11
11/6/2016	14	3009.384	2016	11
11/6/2016	15	2985.783	2016	11
11/6/2016	16	3025.974	2016	11
11/6/2016	17	3146.873	2016	11
11/6/2016	18	3311.58	2016	11
11/6/2016	19	3234.88	2016	11
11/6/2016	20	3186.48	2016	11
11/6/2016	21	3094.178	2016	11
11/6/2016	22	3000.374	2016	11
11/6/2016	23	2837.576	2016	11
11/7/2016	0	2744.075	2016	11
11/7/2016	1	2758.87	2016	11
11/7/2016	2	2733.256	2016	11
11/7/2016	3	2811.372	2016	11
11/7/2016	4	2876.472	2016	11
11/7/2016	5	3065.972	2016	11
11/7/2016	6	3414.672	2016	11
11/7/2016	7	3635.372	2016	11
11/7/2016	8	3752.172	2016	11
11/7/2016	9	3720.178	2016	11
11/7/2016	10	3686.67	2016	11
11/7/2016	11	3638.374	2016	11
11/7/2016	12	3624.383	2016	11
11/7/2016	13	3668.383	2016	11
11/7/2016	14	3689.984	2016	11
11/7/2016	15	3728.984	2016	11
11/7/2016	16	3648.383	2016	11
11/7/2016	17	3659.483	2016	11
11/7/2016	18	3717.882	2016	11
11/7/2016	19	3705.881	2016	11
11/7/2016	20	3665.08	2016	11
11/7/2016	21	3509.47	2016	11

Day	Hr	Total	Year	Month
11/7/2016	22	3355.067	2016	11
11/7/2016	23	3179.476	2016	11
11/8/2016	0	3041.778	2016	11
11/8/2016	1	2954.374	2016	11
11/8/2016	2	2941.273	2016	11
11/8/2016	3	2925.273	2016	11
11/8/2016	4	2927.177	2016	11
11/8/2016	5	3115.675	2016	11
11/8/2016	6	3391.366	2016	11
11/8/2016	7	3560.163	2016	11
11/8/2016	8	3624.475	2016	11
11/8/2016	9	3780.779	2016	11
11/8/2016	10	3733.081	2016	11
11/8/2016	11	3764.879	2016	11
11/8/2016	12	3739.38	2016	11
11/8/2016	13	3709.68	2016	11
11/8/2016	14	3706.182	2016	11
11/8/2016	15	3648.183	2016	11
11/8/2016	16	3587.482	2016	11
11/8/2016	17	3759.267	2016	11
11/8/2016	18	3876.777	2016	11
11/8/2016	19	3814.581	2016	11
11/8/2016	20	3680.579	2016	11
11/8/2016	21	3561.28	2016	11
11/8/2016	22	3359.68	2016	11
11/8/2016	23	3188.674	2016	11
11/9/2016	0	3081.578	2016	11
11/9/2016	1	2960.673	2016	11
11/9/2016	2	2913.564	2016	11
11/9/2016	3	2885.762	2016	11
11/9/2016	4	2911.573	2016	11
11/9/2016	5	3126.372	2016	11
11/9/2016	6	3473.673	2016	11
11/9/2016	7	3690.872	2016	11
11/9/2016	8	3675.873	2016	11
11/9/2016	9	3762.372	2016	11
11/9/2016	10	3825.768	2016	11
11/9/2016	11	3785.762	2016	11
11/9/2016	12	3786.58	2016	11
11/9/2016	13	3821.48	2016	11
11/9/2016	14	3761.58	2016	11
11/9/2016	15	3736.281	2016	11
11/9/2016	16	3717.08	2016	11
11/9/2016	17	3796.479	2016	11
11/9/2016	18	3995.477	2016	11
11/9/2016	19	4009.066	2016	11
11/9/2016	20	3950.661	2016	11
11/9/2016	21	3805.472	2016	11
11/9/2016	22	3658.572	2016	11
11/9/2016	23	3445.871	2016	11
11/10/2016	0	3377.771	2016	11
11/10/2016	1	3235.771	2016	11
11/10/2016	2	3244.87	2016	11
11/10/2016	3	3282.454	2016	11
11/10/2016	4	3379.268	2016	11
11/10/2016	5	3552.87	2016	11
11/10/2016	6	4000.27	2016	11
11/10/2016	7	4162.371	2016	11
11/10/2016	8	4104.771	2016	11
11/10/2016	9	4004.571	2016	11
11/10/2016	10	3916.262	2016	11
11/10/2016	11	3812.573	2016	11
11/10/2016	12	3741.981	2016	11
11/10/2016	13	3685.381	2016	11

Day	Hr	Total	Year	Month
11/10/2016	14	3656.583	2016	11
11/10/2016	15	3566.682	2016	11
11/10/2016	16	3550.081	2016	11
11/10/2016	17	3610.077	2016	11
11/10/2016	18	3781.878	2016	11
11/10/2016	19	3786.366	2016	11
11/10/2016	20	3815.164	2016	11
11/10/2016	21	3716.074	2016	11
11/10/2016	22	3526.872	2016	11
11/10/2016	23	3405.073	2016	11
11/11/2016	0	3240.973	2016	11
11/11/2016	1	3193.872	2016	11
11/11/2016	2	3158.572	2016	11
11/11/2016	3	3141.364	2016	11
11/11/2016	4	3220.562	2016	11
11/11/2016	5	3373.373	2016	11
11/11/2016	6	3767.172	2016	11
11/11/2016	7	3887.672	2016	11
11/11/2016	8	3934.172	2016	11
11/11/2016	9	3872.978	2016	11
11/11/2016	10	3772.379	2016	11
11/11/2016	11	3733.081	2016	11
11/11/2016	12	3666.168	2016	11
11/11/2016	13	3610.877	2016	11
11/11/2016	14	3593.181	2016	11
11/11/2016	15	3536.581	2016	11
11/11/2016	16	3422.381	2016	11
11/11/2016	17	3601.379	2016	11
11/11/2016	18	3700.079	2016	11
11/11/2016	19	3639.474	2016	11
11/11/2016	20	3584.167	2016	11
11/11/2016	21	3479.759	2016	11
11/11/2016	22	3378.872	2016	11
11/11/2016	23	3238.772	2016	11
11/12/2016	0	3096.671	2016	11
11/12/2016	1	3068.669	2016	11
11/12/2016	2	3014.467	2016	11
11/12/2016	3	2962.862	2016	11
11/12/2016	4	3064.257	2016	11
11/12/2016	5	3115.467	2016	11
11/12/2016	6	3322.368	2016	11
11/12/2016	7	3449.468	2016	11
11/12/2016	8	3576.268	2016	11
11/12/2016	9	3532.071	2016	11
11/12/2016	10	3497.455	2016	11
11/12/2016	11	3424.972	2016	11
11/12/2016	12	3325.973	2016	11
11/12/2016	13	3205.073	2016	11
11/12/2016	14	3127.374	2016	11
11/12/2016	15	3069.774	2016	11
11/12/2016	16	3128.773	2016	11
11/12/2016	17	3284.157	2016	11
11/12/2016	18	3470.769	2016	11
11/12/2016	19	3437.971	2016	11
11/12/2016	20	3463.272	2016	11
11/12/2016	21	3396.77	2016	11
11/12/2016	22	3382.469	2016	11
11/12/2016	23	3258.764	2016	11
11/13/2016	0	3213.556	2016	11
11/13/2016	1	3122.968	2016	11
11/13/2016	2	3138.667	2016	11
11/13/2016	3	3167.168	2016	11
11/13/2016	4	3215.268	2016	11
11/13/2016	5	3340.262	2016	11

Day	Hr	Total	Year	Month
11/13/2016	6	3506.054	2016	11
11/13/2016	7	3620.467	2016	11
11/13/2016	8	3692.068	2016	11
11/13/2016	9	3584.67	2016	11
11/13/2016	10	3356.971	2016	11
11/13/2016	11	3241.473	2016	11
11/13/2016	12	3195.77	2016	11
11/13/2016	13	3136.773	2016	11
11/13/2016	14	3052.084	2016	11
11/13/2016	15	3054.983	2016	11
11/13/2016	16	3022.985	2016	11
11/13/2016	17	3290.9	2016	11
11/13/2016	18	3486.3	2016	11
11/13/2016	19	3490.8	2016	11
11/13/2016	20	3565.1	2016	11
11/13/2016	21	3443.7	2016	11
11/13/2016	22	3379.6	2016	11
11/13/2016	23	3302.3	2016	11
11/14/2016	0	3227.8	2016	11
11/14/2016	1	3162.2	2016	11
11/14/2016	2	3227.9	2016	11
11/14/2016	3	3284.4	2016	11
11/14/2016	4	3415.6	2016	11
11/14/2016	5	3653.7	2016	11
11/14/2016	6	4084.9	2016	11
11/14/2016	7	4273.9	2016	11
11/14/2016	8	4293.5	2016	11
11/14/2016	9	4169.4	2016	11
11/14/2016	10	4010.4	2016	11
11/14/2016	11	3874.55	2016	11
11/14/2016	12	3822.8	2016	11
11/14/2016	13	3721.3	2016	11
11/14/2016	14	3686.3	2016	11
11/14/2016	15	3605.1	2016	11
11/14/2016	16	3601.9	2016	11
11/14/2016	17	3671.1	2016	11
11/14/2016	18	3874	2016	11
11/14/2016	19	3867.3	2016	11
11/14/2016	20	3847.5	2016	11
11/14/2016	21	3813.4	2016	11
11/14/2016	22	3616.6	2016	11
11/14/2016	23	3488.3	2016	11
11/15/2016	0	3337.7	2016	11
11/15/2016	1	3336.5	2016	11
11/15/2016	2	3352.8	2016	11
11/15/2016	3	3362	2016	11
11/15/2016	4	3448.7	2016	11
11/15/2016	5	3634.9	2016	11
11/15/2016	6	3992.1	2016	11
11/15/2016	7	4180.4	2016	11
11/15/2016	8	4107.5	2016	11
11/15/2016	9	4074.6	2016	11
11/15/2016	10	3976.6	2016	11
11/15/2016	11	3866	2016	11
11/15/2016	12	3818	2016	11
11/15/2016	13	3727.2	2016	11
11/15/2016	14	3708.7	2016	11
11/15/2016	15	3684.9	2016	11
11/15/2016	16	3624.5	2016	11
11/15/2016	17	3769.4	2016	11
11/15/2016	18	3890.5	2016	11
11/15/2016	19	3862.2	2016	11
11/15/2016	20	3860.5	2016	11
11/15/2016	21	3717.5	2016	11

Day	Hr	Total	Year	Month
11/15/2016	22	3540.1	2016	11
11/15/2016	23	3380.3	2016	11
11/16/2016	0	3265.8	2016	11
11/16/2016	1	3207.6	2016	11
11/16/2016	2	3144.9	2016	11
11/16/2016	3	3162.2	2016	11
11/16/2016	4	3245.7	2016	11
11/16/2016	5	3441.7	2016	11
11/16/2016	6	3877.5	2016	11
11/16/2016	7	4026.9	2016	11
11/16/2016	8	3969.6	2016	11
11/16/2016	9	3918.5	2016	11
11/16/2016	10	3865.3	2016	11
11/16/2016	11	3767.5	2016	11
11/16/2016	12	3737.8	2016	11
11/16/2016	13	3736.7	2016	11
11/16/2016	14	3656.8	2016	11
11/16/2016	15	3683.6	2016	11
11/16/2016	16	3622.2	2016	11
11/16/2016	17	3710.7	2016	11
11/16/2016	18	3883.2	2016	11
11/16/2016	19	3849.6	2016	11
11/16/2016	20	3820.4	2016	11
11/16/2016	21	3670.3	2016	11
11/16/2016	22	3455	2016	11
11/16/2016	23	3333.6	2016	11
11/17/2016	0	3151.8	2016	11
11/17/2016	1	3104.1	2016	11
11/17/2016	2	3095	2016	11
11/17/2016	3	3115	2016	11
11/17/2016	4	3227.8	2016	11
11/17/2016	5	3374.4	2016	11
11/17/2016	6	3805.8	2016	11
11/17/2016	7	3923.2	2016	11
11/17/2016	8	3883.8	2016	11
11/17/2016	9	3884.8	2016	11
11/17/2016	10	3829.8	2016	11
11/17/2016	11	3771.8	2016	11
11/17/2016	12	3670.4	2016	11
11/17/2016	13	3723.3	2016	11
11/17/2016	14	3729.7	2016	11
11/17/2016	15	3733	2016	11
11/17/2016	16	3652.5	2016	11
11/17/2016	17	3765.7	2016	11
11/17/2016	18	3894.7	2016	11
11/17/2016	19	3832	2016	11
11/17/2016	20	3771.4	2016	11
11/17/2016	21	3637.6	2016	11
11/17/2016	22	3415.8	2016	11
11/17/2016	23	3211.6	2016	11
11/18/2016	0	3014.9	2016	11
11/18/2016	1	2933.6	2016	11
11/18/2016	2	2887.7	2016	11
11/18/2016	3	2883.8	2016	11
11/18/2016	4	2923.4	2016	11
11/18/2016	5	3101.4	2016	11
11/18/2016	6	3501.1	2016	11
11/18/2016	7	3630.2	2016	11
11/18/2016	8	3682	2016	11
11/18/2016	9	3725.8	2016	11
11/18/2016	10	3740.4	2016	11
11/18/2016	11	3760.4	2016	11
11/18/2016	12	3749.7	2016	11
11/18/2016	13	3749.97	2016	11

Day	Hr	Total	Year	Month
11/18/2016	14	3777.183	2016	11
11/18/2016	15	3749.182	2016	11
11/18/2016	16	3637.884	2016	11
11/18/2016	17	3658.683	2016	11
11/18/2016	18	3720.982	2016	11
11/18/2016	19	3679.478	2016	11
11/18/2016	20	3583.768	2016	11
11/18/2016	21	3504.183	2016	11
11/18/2016	22	3293.58	2016	11
11/18/2016	23	3143.48	2016	11
11/19/2016	0	2948.776	2016	11
11/19/2016	1	2833.773	2016	11
11/19/2016	2	2778.172	2016	11
11/19/2016	3	2710.972	2016	11
11/19/2016	4	2779.958	2016	11
11/19/2016	5	2846.963	2016	11
11/19/2016	6	2983.47	2016	11
11/19/2016	7	3229.072	2016	11
11/19/2016	8	3417.47	2016	11
11/19/2016	9	3578.471	2016	11
11/19/2016	10	3670.671	2016	11
11/19/2016	11	3686.163	2016	11
11/19/2016	12	3648.363	2016	11
11/19/2016	13	3549.972	2016	11
11/19/2016	14	3529.174	2016	11
11/19/2016	15	3450.673	2016	11
11/19/2016	16	3502.773	2016	11
11/19/2016	17	3706.572	2016	11
11/19/2016	18	3844.571	2016	11
11/19/2016	19	3811.057	2016	11
11/19/2016	20	3799.822	2016	11
11/19/2016	21	3693.922	2016	11
11/19/2016	22	3623.372	2016	11
11/19/2016	23	3497.972	2016	11
11/20/2016	0	3357.77	2016	11
11/20/2016	1	3328.767	2016	11
11/20/2016	2	3298.057	2016	11
11/20/2016	3	3335.67	2016	11
11/20/2016	4	3327.471	2016	11
11/20/2016	5	3485.67	2016	11
11/20/2016	6	3590.67	2016	11
11/20/2016	7	3680.067	2016	11
11/20/2016	8	3858.256	2016	11
11/20/2016	9	3840.872	2016	11
11/20/2016	10	3679.172	2016	11
11/20/2016	11	3573.372	2016	11
11/20/2016	12	3569.773	2016	11
11/20/2016	13	3417.072	2016	11
11/20/2016	14	3322.969	2016	11
11/20/2016	15	3349.062	2016	11
11/20/2016	16	3468.072	2016	11
11/20/2016	17	3673.473	2016	11
11/20/2016	18	3883.876	2016	11
11/20/2016	19	3952.672	2016	11
11/20/2016	20	4007.371	2016	11
11/20/2016	21	3968.362	2016	11
11/20/2016	22	3855.663	2016	11
11/20/2016	23	3704.571	2016	11
11/21/2016	0	3678.669	2016	11
11/21/2016	1	3614.569	2016	11
11/21/2016	2	3699.27	2016	11
11/21/2016	3	3766.362	2016	11
11/21/2016	4	3850.909	2016	11
11/21/2016	5	4098.22	2016	11

Day	Hr	Total	Year	Month
11/21/2016	6	4497.968	2016	11
11/21/2016	7	4799.419	2016	11
11/21/2016	8	4808.62	2016	11
11/21/2016	9	4647.96	2016	11
11/21/2016	10	4447.166	2016	11
11/21/2016	11	4291.573	2016	11
11/21/2016	12	4174.973	2016	11
11/21/2016	13	4037.079	2016	11
11/21/2016	14	3948.074	2016	11
11/21/2016	15	3874.774	2016	11
11/21/2016	16	3915.959	2016	11
11/21/2016	17	4156.37	2016	11
11/21/2016	18	4401.172	2016	11
11/21/2016	19	4468.171	2016	11
11/21/2016	20	4456.171	2016	11
11/21/2016	21	4375.921	2016	11
11/21/2016	22	4196.516	2016	11
11/21/2016	23	4053.257	2016	11
11/22/2016	0	3841.071	2016	11
11/22/2016	1	3865.07	2016	11
11/22/2016	2	3817.97	2016	11
11/22/2016	3	3843.92	2016	11
11/22/2016	4	3929.166	2016	11
11/22/2016	5	4138.507	2016	11
11/22/2016	6	4511.97	2016	11
11/22/2016	7	4715.47	2016	11
11/22/2016	8	4662.471	2016	11
11/22/2016	9	4569.122	2016	11
11/22/2016	10	4400.718	2016	11
11/22/2016	11	4255.66	2016	11
11/22/2016	12	4110.324	2016	11
11/22/2016	13	4025.474	2016	11
11/22/2016	14	3888.474	2016	11
11/22/2016	15	3889.123	2016	11
11/22/2016	16	3892.073	2016	11
11/22/2016	17	4069.173	2016	11
11/22/2016	18	4185.508	2016	11
11/22/2016	19	4171.62	2016	11
11/22/2016	20	4183.573	2016	11
11/22/2016	21	4008.471	2016	11
11/22/2016	22	3897.172	2016	11
11/22/2016	23	3682.172	2016	11
11/23/2016	0	3595.071	2016	11
11/23/2016	1	3538.06	2016	11
11/23/2016	2	3470.967	2016	11
11/23/2016	3	3471.222	2016	11
11/23/2016	4	3430.422	2016	11
11/23/2016	5	3513.072	2016	11
11/23/2016	6	3793.772	2016	11
11/23/2016	7	3984.522	2016	11
11/23/2016	8	4072.21	2016	11
11/23/2016	9	4117.766	2016	11
11/23/2016	10	4075.024	2016	11
11/23/2016	11	3976.174	2016	11
11/23/2016	12	3873.524	2016	11
11/23/2016	13	3785.025	2016	11
11/23/2016	14	3742.475	2016	11
11/23/2016	15	3702.025	2016	11
11/23/2016	16	3699.865	2016	11
11/23/2016	17	3800.067	2016	11
11/23/2016	18	3838.374	2016	11
11/23/2016	19	3754.874	2016	11
11/23/2016	20	3705.575	2016	11
11/23/2016	21	3550.074	2016	11

Day	Hr	Total	Year	Month
11/23/2016	22	3343.774	2016	11
11/23/2016	23	3123.574	2016	11
11/24/2016	0	2916.87	2016	11
11/24/2016	1	2778.112	2016	11
11/24/2016	2	2667.124	2016	11
11/24/2016	3	2610.525	2016	11
11/24/2016	4	2565.125	2016	11
11/24/2016	5	2605.774	2016	11
11/24/2016	6	2682.974	2016	11
11/24/2016	7	2762.024	2016	11
11/24/2016	8	2903.424	2016	11
11/24/2016	9	3058.059	2016	11
11/24/2016	10	3184.771	2016	11
11/24/2016	11	3219.074	2016	11
11/24/2016	12	3097.674	2016	11
11/24/2016	13	2973.374	2016	11
11/24/2016	14	2869.188	2016	11
11/24/2016	15	2773.824	2016	11
11/24/2016	16	2763.074	2016	11
11/24/2016	17	2814.567	2016	11
11/24/2016	18	2883.012	2016	11
11/24/2016	19	2866.023	2016	11
11/24/2016	20	2866.574	2016	11
11/24/2016	21	2849.773	2016	11
11/24/2016	22	2772.573	2016	11
11/24/2016	23	2695.723	2016	11
11/25/2016	0	2612.523	2016	11
11/25/2016	1	2560.868	2016	11
11/25/2016	2	2533.96	2016	11
11/25/2016	3	2538.473	2016	11
11/25/2016	4	2594.673	2016	11
11/25/2016	5	2686.973	2016	11
11/25/2016	6	2848.072	2016	11
11/25/2016	7	2958.523	2016	11
11/25/2016	8	3070.372	2016	11
11/25/2016	9	3193.91	2016	11
11/25/2016	10	3285.368	2016	11
11/25/2016	11	3310.259	2016	11
11/25/2016	12	3284.872	2016	11
11/25/2016	13	3264.173	2016	11
11/25/2016	14	3251.022	2016	11
11/25/2016	15	3257.623	2016	11
11/25/2016	16	3286.268	2016	11
11/25/2016	17	3464.26	2016	11
11/25/2016	18	3516.573	2016	11
11/25/2016	19	3480.872	2016	11
11/25/2016	20	3433.873	2016	11
11/25/2016	21	3371.872	2016	11
11/25/2016	22	3258.672	2016	11
11/25/2016	23	3122.672	2016	11
11/26/2016	0	3007.062	2016	11
11/26/2016	1	2935.471	2016	11
11/26/2016	2	2911.772	2016	11
11/26/2016	3	2886.373	2016	11
11/26/2016	4	2899.972	2016	11
11/26/2016	5	2987.173	2016	11
11/26/2016	6	3095.172	2016	11
11/26/2016	7	3202.86	2016	11
11/26/2016	8	3305.967	2016	11
11/26/2016	9	3422.172	2016	11
11/26/2016	10	3491.523	2016	11
11/26/2016	11	3473.423	2016	11
11/26/2016	12	3384.174	2016	11
11/26/2016	13	3295.824	2016	11

Day	Hr	Total	Year	Month
11/26/2016	14	3186.322	2016	11
11/26/2016	15	3141.96	2016	11
11/26/2016	16	3189.474	2016	11
11/26/2016	17	3386.373	2016	11
11/26/2016	18	3578.023	2016	11
11/26/2016	19	3613.422	2016	11
11/26/2016	20	3646.771	2016	11
11/26/2016	21	3624.871	2016	11
11/26/2016	22	3555.557	2016	11
11/26/2016	23	3494.367	2016	11
11/27/2016	0	3415.671	2016	11
11/27/2016	1	3371.97	2016	11
11/27/2016	2	3399.57	2016	11
11/27/2016	3	3432.371	2016	11
11/27/2016	4	3487.162	2016	11
11/27/2016	5	3570.111	2016	11
11/27/2016	6	3710.07	2016	11
11/27/2016	7	3848.02	2016	11
11/27/2016	8	3893.071	2016	11
11/27/2016	9	3788.271	2016	11
11/27/2016	10	3559.265	2016	11
11/27/2016	11	3393.963	2016	11
11/27/2016	12	3222.974	2016	11
11/27/2016	13	3167.075	2016	11
11/27/2016	14	3126.475	2016	11
11/27/2016	15	3147.924	2016	11
11/27/2016	16	3251.224	2016	11
11/27/2016	17	3502.974	2016	11
11/27/2016	18	3680.258	2016	11
11/27/2016	19	3703.87	2016	11
11/27/2016	20	3685.472	2016	11
11/27/2016	21	3572.274	2016	11
11/27/2016	22	3401.372	2016	11
11/27/2016	23	3228.273	2016	11
11/28/2016	0	3110.923	2016	11
11/28/2016	1	3035.013	2016	11
11/28/2016	2	2994.067	2016	11
11/28/2016	3	3012.723	2016	11
11/28/2016	4	3091.025	2016	11
11/28/2016	5	3287.774	2016	11
11/28/2016	6	3687.824	2016	11
11/28/2016	7	3933.123	2016	11
11/28/2016	8	3930.574	2016	11
11/28/2016	9	3976.159	2016	11
11/28/2016	10	4011.02	2016	11
11/28/2016	11	3999.424	2016	11
11/28/2016	12	3965.724	2016	11
11/28/2016	13	3962.425	2016	11
11/28/2016	14	3959.624	2016	11
11/28/2016	15	3943.224	2016	11
11/28/2016	16	3911.374	2016	11
11/28/2016	17	4106.262	2016	11
11/28/2016	18	4112.369	2016	11
11/28/2016	19	4033.524	2016	11
11/28/2016	20	3957.425	2016	11
11/28/2016	21	3765.473	2016	11
11/28/2016	22	3549.475	2016	11
11/28/2016	23	3359.874	2016	11
11/29/2016	0	3140.674	2016	11
11/29/2016	1	3028.963	2016	11
11/29/2016	2	2996.169	2016	11
11/29/2016	3	2967.624	2016	11
11/29/2016	4	3029.423	2016	11
11/29/2016	5	3195.874	2016	11

Day	Hr	Total	Year	Month
11/29/2016	6	3595.374	2016	11
11/29/2016	7	3860.472	2016	11
11/29/2016	8	3822.874	2016	11
11/29/2016	9	3813.768	2016	11
11/29/2016	10	3804.569	2016	11
11/29/2016	11	3788.282	2016	11
11/29/2016	12	3734.78	2016	11
11/29/2016	13	3718.282	2016	11
11/29/2016	14	3686.281	2016	11
11/29/2016	15	3640.982	2016	11
11/29/2016	16	3666.854	2016	11
11/29/2016	17	3782.981	2016	11
11/29/2016	18	3929.081	2016	11
11/29/2016	19	3917.666	2016	11
11/29/2016	20	3853.175	2016	11
11/29/2016	21	3672.98	2016	11
11/29/2016	22	3488.98	2016	11
11/29/2016	23	3256.18	2016	11
11/30/2016	0	3084.23	2016	11
11/30/2016	1	3000.83	2016	11
11/30/2016	2	2895.481	2016	11
11/30/2016	3	2798.229	2016	11
11/30/2016	4	2865.026	2016	11
11/30/2016	5	3071.811	2016	11
11/30/2016	6	3385.529	2016	11
11/30/2016	7	3601.377	2016	11
11/30/2016	8	3627.376	2016	11
11/30/2016	9	3728.63	2016	11
11/30/2016	10	3765.928	2016	11
11/30/2016	11	3714.979	2016	11
11/30/2016	12	3737.122	2016	11
11/30/2016	13	3720.719	2016	11
11/30/2016	14	3704.561	2016	11
11/30/2016	15	3692.075	2016	11
11/30/2016	16	3688.578	2016	11
11/30/2016	17	3834.272	2016	11
11/30/2016	18	4001.171	2016	11
11/30/2016	19	4006.171	2016	11
11/30/2016	20	3954.272	2016	11
11/30/2016	21	3869.471	2016	11
11/30/2016	22	3691.205	2016	11
11/30/2016	23	3541.619	2016	11
12/1/2016	0	3428.871	2016	12
12/1/2016	1	3309.37	2016	12
12/1/2016	2	3324.672	2016	12
12/1/2016	3	3313.62	2016	12
12/1/2016	4	3295.671	2016	12
12/1/2016	5	3509.525	2016	12
12/1/2016	6	4002.157	2016	12
12/1/2016	7	4263.571	2016	12
12/1/2016	8	4230.771	2016	12
12/1/2016	9	4218.67	2016	12
12/1/2016	10	4149.57	2016	12
12/1/2016	11	4074.87	2016	12
12/1/2016	12	3966.872	2016	12
12/1/2016	13	3905.561	2016	12
12/1/2016	14	3850.967	2016	12
12/1/2016	15	3782.573	2016	12
12/1/2016	16	3795.872	2016	12
12/1/2016	17	3998.322	2016	12
12/1/2016	18	4244.921	2016	12
12/1/2016	19	4223.171	2016	12
12/1/2016	20	4303.718	2016	12
12/1/2016	21	4255.205	2016	12

Day	Hr	Total	Year	Month
12/1/2016	22	4067.47	2016	12
12/1/2016	23	3916.919	2016	12
12/2/2016	0	3813.92	2016	12
12/2/2016	1	3760.469	2016	12
12/2/2016	2	3741.569	2016	12
12/2/2016	3	3792.764	2016	12
12/2/2016	4	3841.756	2016	12
12/2/2016	5	4039.118	2016	12
12/2/2016	6	4410.919	2016	12
12/2/2016	7	4683.68	2016	12
12/2/2016	8	4656.469	2016	12
12/2/2016	9	4524.321	2016	12
12/2/2016	10	4329.607	2016	12
12/2/2016	11	4178.169	2016	12
12/2/2016	12	4050.222	2016	12
12/2/2016	13	4011.323	2016	12
12/2/2016	14	3912.773	2016	12
12/2/2016	15	3893.273	2016	12
12/2/2016	16	3860.573	2016	12
12/2/2016	17	4048.166	2016	12
12/2/2016	18	4218.36	2016	12
12/2/2016	19	4219.322	2016	12
12/2/2016	20	4166.722	2016	12
12/2/2016	21	4091.371	2016	12
12/2/2016	22	3935.572	2016	12
12/2/2016	23	3793.171	2016	12
12/3/2016	0	3605.17	2016	12
12/3/2016	1	3476.906	2016	12
12/3/2016	2	3428.121	2016	12
12/3/2016	3	3400.971	2016	12
12/3/2016	4	3370.521	2016	12
12/3/2016	5	3405.671	2016	12
12/3/2016	6	3570.422	2016	12
12/3/2016	7	3737.469	2016	12
12/3/2016	8	3845.355	2016	12
12/3/2016	9	3902.321	2016	12
12/3/2016	10	3916.322	2016	12
12/3/2016	11	3814.983	2016	12
12/3/2016	12	3802.472	2016	12
12/3/2016	13	3715.272	2016	12
12/3/2016	14	3670.173	2016	12
12/3/2016	15	3658.258	2016	12
12/3/2016	16	3737.369	2016	12
12/3/2016	17	3936.121	2016	12
12/3/2016	18	4012.521	2016	12
12/3/2016	19	3987.471	2016	12
12/3/2016	20	3894.371	2016	12
12/3/2016	21	3856.271	2016	12
12/3/2016	22	3721.759	2016	12
12/3/2016	23	3551.965	2016	12
12/4/2016	0	3418.321	2016	12
12/4/2016	1	3303.621	2016	12
12/4/2016	2	3252.172	2016	12
12/4/2016	3	3189.82	2016	12
12/4/2016	4	3184.022	2016	12
12/4/2016	5	3195.958	2016	12
12/4/2016	6	3357.166	2016	12
12/4/2016	7	3455.571	2016	12
12/4/2016	8	3566.572	2016	12
12/4/2016	9	3634.371	2016	12
12/4/2016	10	3666.271	2016	12
12/4/2016	11	3619.972	2016	12
12/4/2016	12	3630.158	2016	12
12/4/2016	13	3571.369	2016	12

Day	Hr	Total	Year	Month
12/4/2016	14	3619.772	2016	12
12/4/2016	15	3597.223	2016	12
12/4/2016	16	3672.822	2016	12
12/4/2016	17	3850.215	2016	12
12/4/2016	18	3940.621	2016	12
12/4/2016	19	3924.161	2016	12
12/4/2016	20	3849.415	2016	12
12/4/2016	21	3737.171	2016	12
12/4/2016	22	3546.871	2016	12
12/4/2016	23	3378.571	2016	12
12/5/2016	0	3197.021	2016	12
12/5/2016	1	3076.171	2016	12
12/5/2016	2	3066.112	2016	12
12/5/2016	3	3060.061	2016	12
12/5/2016	4	3139.471	2016	12
12/5/2016	5	3402.971	2016	12
12/5/2016	6	3818.571	2016	12
12/5/2016	7	4088.571	2016	12
12/5/2016	8	4110.471	2016	12
12/5/2016	9	4144.06	2016	12
12/5/2016	10	4127.064	2016	12
12/5/2016	11	4085.272	2016	12
12/5/2016	12	4037.672	2016	12
12/5/2016	13	3979.772	2016	12
12/5/2016	14	3961.672	2016	12
12/5/2016	15	3941.172	2016	12
12/5/2016	16	3944.359	2016	12
12/5/2016	17	4160.467	2016	12
12/5/2016	18	4278.471	2016	12
12/5/2016	19	4267.771	2016	12
12/5/2016	20	4207.171	2016	12
12/5/2016	21	4069.872	2016	12
12/5/2016	22	3829.971	2016	12
12/5/2016	23	3615.154	2016	12
12/6/2016	0	3433.992	2016	12
12/6/2016	1	3302.971	2016	12
12/6/2016	2	3252.171	2016	12
12/6/2016	3	3233.221	2016	12
12/6/2016	4	3287.721	2016	12
12/6/2016	5	3456.117	2016	12
12/6/2016	6	3846.006	2016	12
12/6/2016	7	4110.771	2016	12
12/6/2016	8	4122.155	2016	12
12/6/2016	9	4132.223	2016	12
12/6/2016	10	4141.425	2016	12
12/6/2016	11	4133.034	2016	12
12/6/2016	12	4105.398	2016	12
12/6/2016	13	4055.352	2016	12
12/6/2016	14	4038.601	2016	12
12/6/2016	15	4027.752	2016	12
12/6/2016	16	4066.252	2016	12
12/6/2016	17	4219.15	2016	12
12/6/2016	18	4313.251	2016	12
12/6/2016	19	4263.752	2016	12
12/6/2016	20	4219.652	2016	12
12/6/2016	21	4072.251	2016	12
12/6/2016	22	3856.151	2016	12
12/6/2016	23	3653.501	2016	12
12/7/2016	0	3510.2	2016	12
12/7/2016	1	3469.75	2016	12
12/7/2016	2	3441.15	2016	12
12/7/2016	3	3449.05	2016	12
12/7/2016	4	3547	2016	12
12/7/2016	5	3757.099	2016	12

Day	Hr	Total	Year	Month
12/7/2016	6	4190.249	2016	12
12/7/2016	7	4472.349	2016	12
12/7/2016	8	4486.85	2016	12
12/7/2016	9	4364.001	2016	12
12/7/2016	10	4255.052	2016	12
12/7/2016	11	4108.502	2016	12
12/7/2016	12	4028.052	2016	12
12/7/2016	13	3966.158	2016	12
12/7/2016	14	3913.772	2016	12
12/7/2016	15	3911.571	2016	12
12/7/2016	16	3958.57	2016	12
12/7/2016	17	4207.47	2016	12
12/7/2016	18	4402.059	2016	12
12/7/2016	19	4415.756	2016	12
12/7/2016	20	4423.669	2016	12
12/7/2016	21	4318.07	2016	12
12/7/2016	22	4087.969	2016	12
12/7/2016	23	3887.669	2016	12
12/8/2016	0	3741.869	2016	12
12/8/2016	1	3658.669	2016	12
12/8/2016	2	3636.459	2016	12
12/8/2016	3	3635.158	2016	12
12/8/2016	4	3702.017	2016	12
12/8/2016	5	3918.917	2016	12
12/8/2016	6	4366.267	2016	12
12/8/2016	7	4667.067	2016	12
12/8/2016	8	4671.563	2016	12
12/8/2016	9	4684.852	2016	12
12/8/2016	10	4640.866	2016	12
12/8/2016	11	4517.367	2016	12
12/8/2016	12	4451.367	2016	12
12/8/2016	13	4348.667	2016	12
12/8/2016	14	4300.966	2016	12
12/8/2016	15	4274.853	2016	12
12/8/2016	16	4345.268	2016	12
12/8/2016	17	4638.118	2016	12
12/8/2016	18	4881.017	2016	12
12/8/2016	19	4915.466	2016	12
12/8/2016	20	4963.757	2016	12
12/8/2016	21	4849.656	2016	12
12/8/2016	22	4648.466	2016	12
12/8/2016	23	4435.266	2016	12
12/9/2016	0	4307.566	2016	12
12/9/2016	1	4228.062	2016	12
12/9/2016	2	4209.351	2016	12
12/9/2016	3	4206.765	2016	12
12/9/2016	4	4262.365	2016	12
12/9/2016	5	4438.764	2016	12
12/9/2016	6	4840.163	2016	12
12/9/2016	7	5099.849	2016	12
12/9/2016	8	5125.665	2016	12
12/9/2016	9	5137.165	2016	12
12/9/2016	10	5127.666	2016	12
12/9/2016	11	5019.665	2016	12
12/9/2016	12	4930.049	2016	12
12/9/2016	13	4844.218	2016	12
12/9/2016	14	4757.016	2016	12
12/9/2016	15	4700.167	2016	12
12/9/2016	16	4775.666	2016	12
12/9/2016	17	4959.652	2016	12
12/9/2016	18	5075.161	2016	12
12/9/2016	19	5026.366	2016	12
12/9/2016	20	5027.515	2016	12
12/9/2016	21	4982.816	2016	12

Day	Hr	Total	Year	Month
12/9/2016	22	4797.802	2016	12
12/9/2016	23	4693.66	2016	12
12/10/2016	0	4589.715	2016	12
12/10/2016	1	4499.18	2016	12
12/10/2016	2	4492.365	2016	12
12/10/2016	3	4428.552	2016	12
12/10/2016	4	4453.672	2016	12
12/10/2016	5	4644.164	2016	12
12/10/2016	6	4819.264	2016	12
12/10/2016	7	4922.564	2016	12
12/10/2016	8	5040.15	2016	12
12/10/2016	9	4906.863	2016	12
12/10/2016	10	4679.666	2016	12
12/10/2016	11	4483.667	2016	12
12/10/2016	12	4344.317	2016	12
12/10/2016	13	4169.905	2016	12
12/10/2016	14	4052.664	2016	12
12/10/2016	15	4029.116	2016	12
12/10/2016	16	4109.378	2016	12
12/10/2016	17	4325.468	2016	12
12/10/2016	18	4487.461	2016	12
12/10/2016	19	4512.755	2016	12
12/10/2016	20	4482.566	2016	12
12/10/2016	21	4441.967	2016	12
12/10/2016	22	4269.667	2016	12
12/10/2016	23	4122.164	2016	12
12/11/2016	0	3979.352	2016	12
12/11/2016	1	3869.967	2016	12
12/11/2016	2	3808.617	2016	12
12/11/2016	3	3804.517	2016	12
12/11/2016	4	3813.467	2016	12
12/11/2016	5	3845.652	2016	12
12/11/2016	6	3960.065	2016	12
12/11/2016	7	4080.167	2016	12
12/11/2016	8	4196.268	2016	12
12/11/2016	9	4237.368	2016	12
12/11/2016	10	4200.758	2016	12
12/11/2016	11	4002.86	2016	12
12/11/2016	12	3938.568	2016	12
12/11/2016	13	3852.82	2016	12
12/11/2016	14	3779.619	2016	12
12/11/2016	15	3768.668	2016	12
12/11/2016	16	3841.107	2016	12
12/11/2016	17	4080.216	2016	12
12/11/2016	18	4152.57	2016	12
12/11/2016	19	4112.919	2016	12
12/11/2016	20	4129.819	2016	12
12/11/2016	21	3906.669	2016	12
12/11/2016	22	3694.357	2016	12
12/11/2016	23	3502.063	2016	12
12/12/2016	0	3331.969	2016	12
12/12/2016	1	3255.069	2016	12
12/12/2016	2	3193.869	2016	12
12/12/2016	3	3227.169	2016	12
12/12/2016	4	3287.76	2016	12
12/12/2016	5	3498.761	2016	12
12/12/2016	6	3871.07	2016	12
12/12/2016	7	4164.42	2016	12
12/12/2016	8	4204.319	2016	12
12/12/2016	9	4221.168	2016	12
12/12/2016	10	4247.165	2016	12
12/12/2016	11	4220.453	2016	12
12/12/2016	12	4213.367	2016	12
12/12/2016	13	4128.268	2016	12

Day	Hr	Total	Year	Month
12/12/2016	14	4079.968	2016	12
12/12/2016	15	4051.868	2016	12
12/12/2016	16	4107.767	2016	12
12/12/2016	17	4363.405	2016	12
12/12/2016	18	4579.41	2016	12
12/12/2016	19	4528.966	2016	12
12/12/2016	20	4570.565	2016	12
12/12/2016	21	4503.465	2016	12
12/12/2016	22	4292.065	2016	12
12/12/2016	23	4101.904	2016	12
12/13/2016	0	3923.16	2016	12
12/13/2016	1	3866.815	2016	12
12/13/2016	2	3808.065	2016	12
12/13/2016	3	3811.866	2016	12
12/13/2016	4	3875.765	2016	12
12/13/2016	5	4030.152	2016	12
12/13/2016	6	4441.563	2016	12
12/13/2016	7	4680.465	2016	12
12/13/2016	8	4749.966	2016	12
12/13/2016	9	4667.266	2016	12
12/13/2016	10	4628.364	2016	12
12/13/2016	11	4460.652	2016	12
12/13/2016	12	4423.717	2016	12
12/13/2016	13	4377.817	2016	12
12/13/2016	14	4324.868	2016	12
12/13/2016	15	4301.417	2016	12
12/13/2016	16	4323.518	2016	12
12/13/2016	17	4517.168	2016	12
12/13/2016	18	4620.864	2016	12
12/13/2016	19	4625.866	2016	12
12/13/2016	20	4624.166	2016	12
12/13/2016	21	4466.567	2016	12
12/13/2016	22	4291.066	2016	12
12/13/2016	23	4089.151	2016	12
12/14/2016	0	3973.414	2016	12
12/14/2016	1	3895.415	2016	12
12/14/2016	2	3866.464	2016	12
12/14/2016	3	3909.313	2016	12
12/14/2016	4	4023.004	2016	12
12/14/2016	5	4303.304	2016	12
12/14/2016	6	4743.112	2016	12
12/14/2016	7	5010.66	2016	12
12/14/2016	8	5005.354	2016	12
12/14/2016	9	5001.542	2016	12
12/14/2016	10	4919.234	2016	12
12/14/2016	11	4802.403	2016	12
12/14/2016	12	4632.834	2016	12
12/14/2016	13	4508.135	2016	12
12/14/2016	14	4459.436	2016	12
12/14/2016	15	4461.136	2016	12
12/14/2016	16	4534.037	2016	12
12/14/2016	17	4820.444	2016	12
12/14/2016	18	4965.251	2016	12
12/14/2016	19	4952.451	2016	12
12/14/2016	20	4983.55	2016	12
12/14/2016	21	4886.247	2016	12
12/14/2016	22	4734.146	2016	12
12/14/2016	23	4539.645	2016	12
12/15/2016	0	4479.994	2016	12
12/15/2016	1	4486.244	2016	12
12/15/2016	2	4467.793	2016	12
12/15/2016	3	4590.542	2016	12
12/15/2016	4	4748.537	2016	12
12/15/2016	5	5049.336	2016	12

Day	Hr	Total	Year	Month
12/15/2016	6	5508.136	2016	12
12/15/2016	7	5812.535	2016	12
12/15/2016	8	5731.936	2016	12
12/15/2016	9	5658.136	2016	12
12/15/2016	10	5513.824	2016	12
12/15/2016	11	5414.631	2016	12
12/15/2016	12	5302.841	2016	12
12/15/2016	13	5239.039	2016	12
12/15/2016	14	5218.141	2016	12
12/15/2016	15	5230.338	2016	12
12/15/2016	16	5292.438	2016	12
12/15/2016	17	5577.382	2016	12
12/15/2016	18	5657.42	2016	12
12/15/2016	19	5715.08	2016	12
12/15/2016	20	5752.836	2016	12
12/15/2016	21	5614.436	2016	12
12/15/2016	22	5467.786	2016	12
12/15/2016	23	5265.924	2016	12
12/16/2016	0	5110.171	2016	12
12/16/2016	1	5003.836	2016	12
12/16/2016	2	4972.235	2016	12
12/16/2016	3	4868.635	2016	12
12/16/2016	4	4919.477	2016	12
12/16/2016	5	5165.37	2016	12
12/16/2016	6	5527.932	2016	12
12/16/2016	7	5746.534	2016	12
12/16/2016	8	5684.733	2016	12
12/16/2016	9	5724.227	2016	12
12/16/2016	10	5615.617	2016	12
12/16/2016	11	5374.331	2016	12
12/16/2016	12	5222.636	2016	12
12/16/2016	13	5067.237	2016	12
12/16/2016	14	5011.037	2016	12
12/16/2016	15	4953.637	2016	12
12/16/2016	16	4925.538	2016	12
12/16/2016	17	4998.166	2016	12
12/16/2016	18	5019.391	2016	12
12/16/2016	19	4884.104	2016	12
12/16/2016	20	4823.058	2016	12
12/16/2016	21	4608.958	2016	12
12/16/2016	22	4422.858	2016	12
12/16/2016	23	4139.108	2016	12
12/17/2016	0	3940.908	2016	12
12/17/2016	1	3737.858	2016	12
12/17/2016	2	3644.946	2016	12
12/17/2016	3	3533.954	2016	12
12/17/2016	4	3489.961	2016	12
12/17/2016	5	3435.859	2016	12
12/17/2016	6	3507.761	2016	12
12/17/2016	7	3578.861	2016	12
12/17/2016	8	3696.563	2016	12
12/17/2016	9	3767.164	2016	12
12/17/2016	10	3761.552	2016	12
12/17/2016	11	3726.458	2016	12
12/17/2016	12	3633.419	2016	12
12/17/2016	13	3573.02	2016	12
12/17/2016	14	3477.27	2016	12
12/17/2016	15	3442.969	2016	12
12/17/2016	16	3459.467	2016	12
12/17/2016	17	3624.471	2016	12
12/17/2016	18	3606.17	2016	12
12/17/2016	19	3613.212	2016	12
12/17/2016	20	3567.107	2016	12
12/17/2016	21	3529.067	2016	12

Day	Hr	Total	Year	Month
12/17/2016	22	3389.924	2016	12
12/17/2016	23	3279.76	2016	12
12/18/2016	0	3228.158	2016	12
12/18/2016	1	3135.057	2016	12
12/18/2016	2	3209.245	2016	12
12/18/2016	3	3232.15	2016	12
12/18/2016	4	3313.256	2016	12
12/18/2016	5	3447.355	2016	12
12/18/2016	6	3588.256	2016	12
12/18/2016	7	3813.756	2016	12
12/18/2016	8	4025.545	2016	12
12/18/2016	9	4290.047	2016	12
12/18/2016	10	4387.868	2016	12
12/18/2016	11	4469.956	2016	12
12/18/2016	12	4513.656	2016	12
12/18/2016	13	4460.156	2016	12
12/18/2016	14	4479.391	2016	12
12/18/2016	15	4546.003	2016	12
12/18/2016	16	4640.854	2016	12
12/18/2016	17	4875.153	2016	12
12/18/2016	18	4934.156	2016	12
12/18/2016	19	4980.546	2016	12
12/18/2016	20	4946.743	2016	12
12/18/2016	21	4891.151	2016	12
12/18/2016	22	4727.304	2016	12
12/18/2016	23	4613.651	2016	12
12/19/2016	0	4504.598	2016	12
12/19/2016	1	4444.487	2016	12
12/19/2016	2	4451.1	2016	12
12/19/2016	3	4483.65	2016	12
12/19/2016	4	4608.649	2016	12
12/19/2016	5	4756.744	2016	12
12/19/2016	6	5090.239	2016	12
12/19/2016	7	5446.2	2016	12
12/19/2016	8	5478.8	2016	12
12/19/2016	9	5539.051	2016	12
12/19/2016	10	5423.042	2016	12
12/19/2016	11	5284.942	2016	12
12/19/2016	12	5120.904	2016	12
12/19/2016	13	5066.804	2016	12
12/19/2016	14	4914.556	2016	12
12/19/2016	15	4994.149	2016	12
12/19/2016	16	4865.946	2016	12
12/19/2016	17	5106.455	2016	12
12/19/2016	18	5289.656	2016	12
12/19/2016	19	5242.254	2016	12
12/19/2016	20	5291.65	2016	12
12/19/2016	21	5206.09	2016	12
12/19/2016	22	5043.103	2016	12
12/19/2016	23	4975.403	2016	12
12/20/2016	0	4881.902	2016	12
12/20/2016	1	4759.948	2016	12
12/20/2016	2	4770.438	2016	12
12/20/2016	3	4837.452	2016	12
12/20/2016	4	4931.901	2016	12
12/20/2016	5	5128.301	2016	12
12/20/2016	6	5413.065	2016	12
12/20/2016	7	5673.04	2016	12
12/20/2016	8	5708.95	2016	12
12/20/2016	9	5519.801	2016	12
12/20/2016	10	5295.904	2016	12
12/20/2016	11	5020.347	2016	12
12/20/2016	12	4846.648	2016	12
12/20/2016	13	4662.857	2016	12

Day	Hr	Total	Year	Month
12/20/2016	14	4507.759	2016	12
12/20/2016	15	4392.558	2016	12
12/20/2016	16	4398.709	2016	12
12/20/2016	17	4669.595	2016	12
12/20/2016	18	4936.653	2016	12
12/20/2016	19	4972.107	2016	12
12/20/2016	20	5055.408	2016	12
12/20/2016	21	4948.557	2016	12
12/20/2016	22	4832.503	2016	12
12/20/2016	23	4665.792	2016	12
12/21/2016	0	4536.657	2016	12
12/21/2016	1	4484.403	2016	12
12/21/2016	2	4401.956	2016	12
12/21/2016	3	4423.206	2016	12
12/21/2016	4	4441.492	2016	12
12/21/2016	5	4651.802	2016	12
12/21/2016	6	4913.005	2016	12
12/21/2016	7	5195.157	2016	12
12/21/2016	8	5227.455	2016	12
12/21/2016	9	5209.446	2016	12
12/21/2016	10	5120.146	2016	12
12/21/2016	11	4891.956	2016	12
12/21/2016	12	4651.356	2016	12
12/21/2016	13	4470.809	2016	12
12/21/2016	14	4309.708	2016	12
12/21/2016	15	4318.294	2016	12
12/21/2016	16	4360.107	2016	12
12/21/2016	17	4547.357	2016	12
12/21/2016	18	4597.258	2016	12
12/21/2016	19	4512.357	2016	12
12/21/2016	20	4491.457	2016	12
12/21/2016	21	4416.091	2016	12
12/21/2016	22	4252.858	2016	12
12/21/2016	23	4042.107	2016	12
12/22/2016	0	3875.658	2016	12
12/22/2016	1	3748.257	2016	12
12/22/2016	2	3659.154	2016	12
12/22/2016	3	3651.644	2016	12
12/22/2016	4	3802.757	2016	12
12/22/2016	5	3960.107	2016	12
12/22/2016	6	4256.156	2016	12
12/22/2016	7	4535.407	2016	12
12/22/2016	8	4639.149	2016	12
12/22/2016	9	4545.449	2016	12
12/22/2016	10	4430.159	2016	12
12/22/2016	11	4282.362	2016	12
12/22/2016	12	4281.611	2016	12
12/22/2016	13	4237.613	2016	12
12/22/2016	14	4155.111	2016	12
12/22/2016	15	4052.546	2016	12
12/22/2016	16	4007.108	2016	12
12/22/2016	17	4198.56	2016	12
12/22/2016	18	4496.358	2016	12
12/22/2016	19	4540.009	2016	12
12/22/2016	20	4603.907	2016	12
12/22/2016	21	4537.451	2016	12
12/22/2016	22	4473.598	2016	12
12/22/2016	23	4285.706	2016	12
12/23/2016	0	4189.757	2016	12
12/23/2016	1	4072.157	2016	12
12/23/2016	2	4017.656	2016	12
12/23/2016	3	3992.699	2016	12
12/23/2016	4	3956.498	2016	12
12/23/2016	5	4046.957	2016	12

Day	Hr	Total	Year	Month
12/23/2016	6	4203.207	2016	12
12/23/2016	7	4298.958	2016	12
12/23/2016	8	4400.571	2016	12
12/23/2016	9	4418.748	2016	12
12/23/2016	10	4311.801	2016	12
12/23/2016	11	4156.658	2016	12
12/23/2016	12	4075.759	2016	12
12/23/2016	13	4019.708	2016	12
12/23/2016	14	3937.508	2016	12
12/23/2016	15	3913.405	2016	12
12/23/2016	16	3917.695	2016	12
12/23/2016	17	4029.609	2016	12
12/23/2016	18	4120.808	2016	12
12/23/2016	19	4004.509	2016	12
12/23/2016	20	3982.509	2016	12
12/23/2016	21	3874.458	2016	12
12/23/2016	22	3755.251	2016	12
12/23/2016	23	3575.948	2016	12
12/24/2016	0	3307.859	2016	12
12/24/2016	1	3226.558	2016	12
12/24/2016	2	3148.659	2016	12
12/24/2016	3	3060.259	2016	12
12/24/2016	4	3045.358	2016	12
12/24/2016	5	2998.751	2016	12
12/24/2016	6	3084.45	2016	12
12/24/2016	7	3192.761	2016	12
12/24/2016	8	3299.065	2016	12
12/24/2016	9	3327.066	2016	12
12/24/2016	10	3423.964	2016	12
12/24/2016	11	3504.915	2016	12
12/24/2016	12	3470.512	2016	12
12/24/2016	13	3414.153	2016	12
12/24/2016	14	3343.468	2016	12
12/24/2016	15	3331.465	2016	12
12/24/2016	16	3259.465	2016	12
12/24/2016	17	3394.067	2016	12
12/24/2016	18	3421.866	2016	12
12/24/2016	19	3356.444	2016	12
12/24/2016	20	3297.651	2016	12
12/24/2016	21	3273.259	2016	12
12/24/2016	22	3185.164	2016	12
12/24/2016	23	3100.914	2016	12
12/25/2016	0	2927.814	2016	12
12/25/2016	1	2831.86	2016	12
12/25/2016	2	2784.265	2016	12
12/25/2016	3	2745.357	2016	12
12/25/2016	4	2744.399	2016	12
12/25/2016	5	2796.911	2016	12
12/25/2016	6	2888.76	2016	12
12/25/2016	7	2915.368	2016	12
12/25/2016	8	3026.158	2016	12
12/25/2016	9	3216.86	2016	12
12/25/2016	10	3208.857	2016	12
12/25/2016	11	3182.153	2016	12
12/25/2016	12	3131.265	2016	12
12/25/2016	13	3057.165	2016	12
12/25/2016	14	2993.866	2016	12
12/25/2016	15	2898.017	2016	12
12/25/2016	16	2907.118	2016	12
12/25/2016	17	2986.865	2016	12
12/25/2016	18	3080.355	2016	12
12/25/2016	19	3042.16	2016	12
12/25/2016	20	3033.468	2016	12
12/25/2016	21	2966.667	2016	12

Day	Hr	Total	Year	Month
12/25/2016	22	2934.267	2016	12
12/25/2016	23	2765.268	2016	12
12/26/2016	0	2641.965	2016	12
12/26/2016	1	2585.069	2016	12
12/26/2016	2	2535.461	2016	12
12/26/2016	3	2466.456	2016	12
12/26/2016	4	2534.17	2016	12
12/26/2016	5	2558.471	2016	12
12/26/2016	6	2718.67	2016	12
12/26/2016	7	2835.972	2016	12
12/26/2016	8	2898.068	2016	12
12/26/2016	9	2986.972	2016	12
12/26/2016	10	3073.971	2016	12
12/26/2016	11	3088.768	2016	12
12/26/2016	12	3087.456	2016	12
12/26/2016	13	3065.32	2016	12
12/26/2016	14	3013.022	2016	12
12/26/2016	15	3018.673	2016	12
12/26/2016	16	3085.171	2016	12
12/26/2016	17	3226.522	2016	12
12/26/2016	18	3328.119	2016	12
12/26/2016	19	3272.568	2016	12
12/26/2016	20	3238.771	2016	12
12/26/2016	21	3175.422	2016	12
12/26/2016	22	2997.609	2016	12
12/26/2016	23	2828.062	2016	12
12/27/2016	0	2686.669	2016	12
12/27/2016	1	2571.87	2016	12
12/27/2016	2	2549.87	2016	12
12/27/2016	3	2567.667	2016	12
12/27/2016	4	2584.566	2016	12
12/27/2016	5	2755.166	2016	12
12/27/2016	6	3043.462	2016	12
12/27/2016	7	3326.848	2016	12
12/27/2016	8	3463.553	2016	12
12/27/2016	9	3548.666	2016	12
12/27/2016	10	3489.165	2016	12
12/27/2016	11	3570.767	2016	12
12/27/2016	12	3557.366	2016	12
12/27/2016	13	3477.767	2016	12
12/27/2016	14	3420.466	2016	12
12/27/2016	15	3393.859	2016	12
12/27/2016	16	3421.457	2016	12
12/27/2016	17	3571.664	2016	12
12/27/2016	18	3838.164	2016	12
12/27/2016	19	3895.114	2016	12
12/27/2016	20	3898.009	2016	12
12/27/2016	21	3821.263	2016	12
12/27/2016	22	3733.972	2016	12
12/27/2016	23	3637.742	2016	12
12/28/2016	0	3546.656	2016	12
12/28/2016	1	3529.959	2016	12
12/28/2016	2	3544.857	2016	12
12/28/2016	3	3613.858	2016	12
12/28/2016	4	3680.658	2016	12
12/28/2016	5	3888.354	2016	12
12/28/2016	6	4166.942	2016	12
12/28/2016	7	4363.858	2016	12
12/28/2016	8	4415.057	2016	12
12/28/2016	9	4322.158	2016	12
12/28/2016	10	4155.363	2016	12
12/28/2016	11	4004.166	2016	12
12/28/2016	12	3835.564	2016	12
12/28/2016	13	3729.555	2016	12

Day	Hr	Total	Year	Month
12/28/2016	14	3603.519	2016	12
12/28/2016	15	3549.517	2016	12
12/28/2016	16	3532.068	2016	12
12/28/2016	17	3735.966	2016	12
12/28/2016	18	3883.466	2016	12
12/28/2016	19	3824.664	2016	12
12/28/2016	20	3804.955	2016	12
12/28/2016	21	3699.357	2016	12
12/28/2016	22	3560.564	2016	12
12/28/2016	23	3370.364	2016	12
12/29/2016	0	3236.265	2016	12
12/29/2016	1	3141.563	2016	12
12/29/2016	2	3121.761	2016	12
12/29/2016	3	3095.163	2016	12
12/29/2016	4	3105.541	2016	12
12/29/2016	5	3306.456	2016	12
12/29/2016	6	3501.058	2016	12
12/29/2016	7	3748.359	2016	12
12/29/2016	8	3823.959	2016	12
12/29/2016	9	3848.759	2016	12
12/29/2016	10	3873.058	2016	12
12/29/2016	11	3846.751	2016	12
12/29/2016	12	3776.908	2016	12
12/29/2016	13	3718.114	2016	12
12/29/2016	14	3718.664	2016	12
12/29/2016	15	3645.358	2016	12
12/29/2016	16	3706.758	2016	12
12/29/2016	17	3956.259	2016	12
12/29/2016	18	4146.299	2016	12
12/29/2016	19	4110.5	2016	12
12/29/2016	20	4096.507	2016	12
12/29/2016	21	4024.558	2016	12
12/29/2016	22	3829.857	2016	12
12/29/2016	23	3739.558	2016	12
12/30/2016	0	3655.357	2016	12
12/30/2016	1	3584.743	2016	12
12/30/2016	2	3571.854	2016	12
12/30/2016	3	3545.657	2016	12
12/30/2016	4	3552.656	2016	12
12/30/2016	5	3705.456	2016	12
12/30/2016	6	3934.057	2016	12
12/30/2016	7	4142.25	2016	12
12/30/2016	8	4210.247	2016	12
12/30/2016	9	4246.056	2016	12
12/30/2016	10	4221.759	2016	12
12/30/2016	11	4136.364	2016	12
12/30/2016	12	3973.314	2016	12
12/30/2016	13	3830.013	2016	12
12/30/2016	14	3790.508	2016	12
12/30/2016	15	3631.502	2016	12
12/30/2016	16	3705.963	2016	12
12/30/2016	17	3907.36	2016	12
12/30/2016	18	4143.159	2016	12
12/30/2016	19	4130.758	2016	12
12/30/2016	20	4125.158	2016	12
12/30/2016	21	4079.651	2016	12
12/30/2016	22	4008.348	2016	12
12/30/2016	23	3890.058	2016	12
12/31/2016	0	3809.358	2016	12
12/31/2016	1	3679.058	2016	12
12/31/2016	2	3653.857	2016	12
12/31/2016	3	3612.457	2016	12
12/31/2016	4	3599.142	2016	12
12/31/2016	5	3690.254	2016	12

Day	Hr	Total	Year	Month
12/31/2016	6	3743.357	2016	12
12/31/2016	7	3760.756	2016	12
12/31/2016	8	3877.457	2016	12
12/31/2016	9	3918.621	2016	12
12/31/2016	10	4024.747	2016	12
12/31/2016	11	4013.199	2016	12
12/31/2016	12	3998.656	2016	12
12/31/2016	13	3939.557	2016	12
12/31/2016	14	3885.372	2016	12
12/31/2016	15	3807.157	2016	12
12/31/2016	16	3865.152	2016	12
12/31/2016	17	3988.245	2016	12
12/31/2016	18	3958.958	2016	12
12/31/2016	19	3835.358	2016	12
12/31/2016	20	3706.958	2016	12
12/31/2016	21	3607.858	2016	12
12/31/2016	22	3475.258	2016	12
12/31/2016	23	3348.305	2016	12
1/1/2017	0	3143.502	2017	1
1/1/2017	1	3067.862	2017	1
1/1/2017	2	3086.962	2017	1
1/1/2017	3	3019.36	2017	1
1/1/2017	4	2999.563	2017	1
1/1/2017	5	3012.358	2017	1
1/1/2017	6	3099.306	2017	1
1/1/2017	7	3243.594	2017	1
1/1/2017	8	3242.559	2017	1
1/1/2017	9	3356.758	2017	1
1/1/2017	10	3371.16	2017	1
1/1/2017	11	3320.064	2017	1
1/1/2017	12	3330.465	2017	1
1/1/2017	13	3238.005	2017	1
1/1/2017	14	3239.548	2017	1
1/1/2017	15	3257.966	2017	1
1/1/2017	16	3258.866	2017	1
1/1/2017	17	3481.765	2017	1
1/1/2017	18	3601.263	2017	1
1/1/2017	19	3553.366	2017	1
1/1/2017	20	3513.161	2017	1
1/1/2017	21	3406.852	2017	1
1/1/2017	22	3248.753	2017	1
1/1/2017	23	3046.864	2017	1
1/2/2017	0	2967.365	2017	1
1/2/2017	1	2882.963	2017	1
1/2/2017	2	2821.764	2017	1
1/2/2017	3	2828.614	2017	1
1/2/2017	4	2810.064	2017	1
1/2/2017	5	2897.699	2017	1
1/2/2017	6	3066.064	2017	1
1/2/2017	7	3227.665	2017	1
1/2/2017	8	3296.766	2017	1
1/2/2017	9	3381.966	2017	1
1/2/2017	10	3418.266	2017	1
1/2/2017	11	3422.468	2017	1
1/2/2017	12	3412.367	2017	1
1/2/2017	13	3395.351	2017	1
1/2/2017	14	3319.719	2017	1
1/2/2017	15	3324.82	2017	1
1/2/2017	16	3365.868	2017	1
1/2/2017	17	3516.87	2017	1
1/2/2017	18	3574.969	2017	1
1/2/2017	19	3547.869	2017	1
1/2/2017	20	3501.769	2017	1
1/2/2017	21	3373.562	2017	1

Day	Hr	Total	Year	Month
1/2/2017	22	3178.36	2017	1
1/2/2017	23	3031.471	2017	1
1/3/2017	0	2827.77	2017	1
1/3/2017	1	2772.569	2017	1
1/3/2017	2	2747.57	2017	1
1/3/2017	3	2740.471	2017	1
1/3/2017	4	2786.071	2017	1
1/3/2017	5	2986.27	2017	1
1/3/2017	6	3352.365	2017	1
1/3/2017	7	3591.057	2017	1
1/3/2017	8	3660.77	2017	1
1/3/2017	9	3629.27	2017	1
1/3/2017	10	3653.518	2017	1
1/3/2017	11	3668.671	2017	1
1/3/2017	12	3684.622	2017	1
1/3/2017	13	3709.17	2017	1
1/3/2017	14	3659.869	2017	1
1/3/2017	15	3698.821	2017	1
1/3/2017	16	3646.611	2017	1
1/3/2017	17	3835.854	2017	1
1/3/2017	18	3945.566	2017	1
1/3/2017	19	3968.865	2017	1
1/3/2017	20	3907.067	2017	1
1/3/2017	21	3778.763	2017	1
1/3/2017	22	3628.764	2017	1
1/3/2017	23	3481.963	2017	1
1/4/2017	0	3355.263	2017	1
1/4/2017	1	3305.445	2017	1
1/4/2017	2	3290.057	2017	1
1/4/2017	3	3263.959	2017	1
1/4/2017	4	3475.657	2017	1
1/4/2017	5	3760.158	2017	1
1/4/2017	6	4210.658	2017	1
1/4/2017	7	4544.707	2017	1
1/4/2017	8	4570.795	2017	1
1/4/2017	9	4534.903	2017	1
1/4/2017	10	4521.409	2017	1
1/4/2017	11	4432.7	2017	1
1/4/2017	12	4388.759	2017	1
1/4/2017	13	4330.059	2017	1
1/4/2017	14	4295.059	2017	1
1/4/2017	15	4254.646	2017	1
1/4/2017	16	4305.154	2017	1
1/4/2017	17	4570.559	2017	1
1/4/2017	18	4881.857	2017	1
1/4/2017	19	4896.368	2017	1
1/4/2017	20	4947.856	2017	1
1/4/2017	21	4846.749	2017	1
1/4/2017	22	4632.348	2017	1
1/4/2017	23	4484.056	2017	1
1/5/2017	0	4330.656	2017	1
1/5/2017	1	4207.556	2017	1
1/5/2017	2	4159.957	2017	1
1/5/2017	3	4169.147	2017	1
1/5/2017	4	4236.548	2017	1
1/5/2017	5	4455.757	2017	1
1/5/2017	6	4781.356	2017	1
1/5/2017	7	5043.357	2017	1
1/5/2017	8	5084.856	2017	1
1/5/2017	9	5104.643	2017	1
1/5/2017	10	5148.103	2017	1
1/5/2017	11	5118.721	2017	1
1/5/2017	12	5108.758	2017	1
1/5/2017	13	5072.756	2017	1

Day	Hr	Total	Year	Month
1/5/2017	14	5078.155	2017	1
1/5/2017	15	5070.141	2017	1
1/5/2017	16	5067.956	2017	1
1/5/2017	17	5208.805	2017	1
1/5/2017	18	5308.206	2017	1
1/5/2017	19	5316.804	2017	1
1/5/2017	20	5223.394	2017	1
1/5/2017	21	5075.047	2017	1
1/5/2017	22	4907.653	2017	1
1/5/2017	23	4738.954	2017	1
1/6/2017	0	4668.852	2017	1
1/6/2017	1	4632.044	2017	1
1/6/2017	2	4600.241	2017	1
1/6/2017	3	4632.552	2017	1
1/6/2017	4	4705.65	2017	1
1/6/2017	5	4939.351	2017	1
1/6/2017	6	5268.043	2017	1
1/6/2017	7	5502.739	2017	1
1/6/2017	8	5589.05	2017	1
1/6/2017	9	5665.3	2017	1
1/6/2017	10	5674.701	2017	1
1/6/2017	11	5678.746	2017	1
1/6/2017	12	5559.842	2017	1
1/6/2017	13	5426.954	2017	1
1/6/2017	14	5317.653	2017	1
1/6/2017	15	5262.452	2017	1
1/6/2017	16	5296.863	2017	1
1/6/2017	17	5454.439	2017	1
1/6/2017	18	5663.849	2017	1
1/6/2017	19	5613.649	2017	1
1/6/2017	20	5647.05	2017	1
1/6/2017	21	5591.338	2017	1
1/6/2017	22	5434.243	2017	1
1/6/2017	23	5314.748	2017	1
1/7/2017	0	5255.15	2017	1
1/7/2017	1	5201.645	2017	1
1/7/2017	2	5136.935	2017	1
1/7/2017	3	5154.862	2017	1
1/7/2017	4	5168.049	2017	1
1/7/2017	5	5280.648	2017	1
1/7/2017	6	5385.039	2017	1
1/7/2017	7	5550.34	2017	1
1/7/2017	8	5615.648	2017	1
1/7/2017	9	5627.448	2017	1
1/7/2017	10	5554.7	2017	1
1/7/2017	11	5411.586	2017	1
1/7/2017	12	5233.651	2017	1
1/7/2017	13	5077.302	2017	1
1/7/2017	14	4944.004	2017	1
1/7/2017	15	4856.851	2017	1
1/7/2017	16	4967.287	2017	1
1/7/2017	17	5260.201	2017	1
1/7/2017	18	5537.648	2017	1
1/7/2017	19	5548.448	2017	1
1/7/2017	20	5552.442	2017	1
1/7/2017	21	5509.836	2017	1
1/7/2017	22	5414.147	2017	1
1/7/2017	23	5275.448	2017	1
1/8/2017	0	5157.847	2017	1
1/8/2017	1	5092.087	2017	1
1/8/2017	2	5082.793	2017	1
1/8/2017	3	5057.648	2017	1
1/8/2017	4	5073.997	2017	1
1/8/2017	5	5200.646	2017	1

Day	Hr	Total	Year	Month
1/8/2017	6	5309.882	2017	1
1/8/2017	7	5500.747	2017	1
1/8/2017	8	5605.349	2017	1
1/8/2017	9	5494.851	2017	1
1/8/2017	10	5251.597	2017	1
1/8/2017	11	5043.893	2017	1
1/8/2017	12	4848.304	2017	1
1/8/2017	13	4673.055	2017	1
1/8/2017	14	4545.606	2017	1
1/8/2017	15	4475.45	2017	1
1/8/2017	16	4600.643	2017	1
1/8/2017	17	4931.354	2017	1
1/8/2017	18	5253.054	2017	1
1/8/2017	19	5332.253	2017	1
1/8/2017	20	5350.747	2017	1
1/8/2017	21	5237.342	2017	1
1/8/2017	22	5120.653	2017	1
1/8/2017	23	4952.153	2017	1
1/9/2017	0	4875.353	2017	1
1/9/2017	1	4722.696	2017	1
1/9/2017	2	4709.693	2017	1
1/9/2017	3	4689.053	2017	1
1/9/2017	4	4767.553	2017	1
1/9/2017	5	4942.153	2017	1
1/9/2017	6	5221.646	2017	1
1/9/2017	7	5504.244	2017	1
1/9/2017	8	5527.953	2017	1
1/9/2017	9	5387.504	2017	1
1/9/2017	10	5269.204	2017	1
1/9/2017	11	5141.346	2017	1
1/9/2017	12	4987.749	2017	1
1/9/2017	13	4893.957	2017	1
1/9/2017	14	4794.357	2017	1
1/9/2017	15	4723.684	2017	1
1/9/2017	16	4757.004	2017	1
1/9/2017	17	4889.294	2017	1
1/9/2017	18	4989.957	2017	1
1/9/2017	19	4901.157	2017	1
1/9/2017	20	4890.757	2017	1
1/9/2017	21	4692.757	2017	1
1/9/2017	22	4583.549	2017	1
1/9/2017	23	4296.647	2017	1
1/10/2017	0	4136.756	2017	1
1/10/2017	1	4041.407	2017	1
1/10/2017	2	3933.513	2017	1
1/10/2017	3	3903.457	2017	1
1/10/2017	4	3889.847	2017	1
1/10/2017	5	4092.45	2017	1
1/10/2017	6	4400.707	2017	1
1/10/2017	7	4635.808	2017	1
1/10/2017	8	4689.957	2017	1
1/10/2017	9	4627.357	2017	1
1/10/2017	10	4628.448	2017	1
1/10/2017	11	4554.85	2017	1
1/10/2017	12	4464.658	2017	1
1/10/2017	13	4402.608	2017	1
1/10/2017	14	4361.208	2017	1
1/10/2017	15	4328.059	2017	1
1/10/2017	16	4301.26	2017	1
1/10/2017	17	4375.747	2017	1
1/10/2017	18	4432.256	2017	1
1/10/2017	19	4394.26	2017	1
1/10/2017	20	4300.859	2017	1
1/10/2017	21	4043.409	2017	1

Day	Hr	Total	Year	Month
1/10/2017	22	3788.81	2017	1
1/10/2017	23	3591.362	2017	1
1/11/2017	0	3412.859	2017	1
1/11/2017	1	3335.652	2017	1
1/11/2017	2	3297.865	2017	1
1/11/2017	3	3316.36	2017	1
1/11/2017	4	3368.162	2017	1
1/11/2017	5	3584.759	2017	1
1/11/2017	6	3953.108	2017	1
1/11/2017	7	4184.403	2017	1
1/11/2017	8	4175.898	2017	1
1/11/2017	9	4079.859	2017	1
1/11/2017	10	4092.99	2017	1
1/11/2017	11	4119.062	2017	1
1/11/2017	12	4097.216	2017	1
1/11/2017	13	4066.663	2017	1
1/11/2017	14	4032.659	2017	1
1/11/2017	15	3911.906	2017	1
1/11/2017	16	3877.169	2017	1
1/11/2017	17	3952.469	2017	1
1/11/2017	18	4073.719	2017	1
1/11/2017	19	3977.519	2017	1
1/11/2017	20	3895.469	2017	1
1/11/2017	21	3729.968	2017	1
1/11/2017	22	3532.167	2017	1
1/11/2017	23	3270.755	2017	1
1/12/2017	0	3104.763	2017	1
1/12/2017	1	3003.767	2017	1
1/12/2017	2	2972.17	2017	1
1/12/2017	3	2920.319	2017	1
1/12/2017	4	2916.968	2017	1
1/12/2017	5	3072.519	2017	1
1/12/2017	6	3431.669	2017	1
1/12/2017	7	3766.47	2017	1
1/12/2017	8	3782.664	2017	1
1/12/2017	9	3774.758	2017	1
1/12/2017	10	3811.471	2017	1
1/12/2017	11	3781.569	2017	1
1/12/2017	12	3802.469	2017	1
1/12/2017	13	3801.87	2017	1
1/12/2017	14	3763.071	2017	1
1/12/2017	15	3682.371	2017	1
1/12/2017	16	3609.672	2017	1
1/12/2017	17	3720.071	2017	1
1/12/2017	18	3804.766	2017	1
1/12/2017	19	3811.759	2017	1
1/12/2017	20	3845.066	2017	1
1/12/2017	21	3678.562	2017	1
1/12/2017	22	3501.862	2017	1
1/12/2017	23	3339.762	2017	1
1/13/2017	0	3243.909	2017	1
1/13/2017	1	3226.91	2017	1
1/13/2017	2	3206.15	2017	1
1/13/2017	3	3180.352	2017	1
1/13/2017	4	3294.659	2017	1
1/13/2017	5	3497.659	2017	1
1/13/2017	6	3938.959	2017	1
1/13/2017	7	4222.458	2017	1
1/13/2017	8	4292.257	2017	1
1/13/2017	9	4321.346	2017	1
1/13/2017	10	4310.552	2017	1
1/13/2017	11	4336.658	2017	1
1/13/2017	12	4372.958	2017	1
1/13/2017	13	4344.958	2017	1

Day	Hr	Total	Year	Month
1/13/2017	14	4339.357	2017	1
1/13/2017	15	4270.353	2017	1
1/13/2017	16	4283.945	2017	1
1/13/2017	17	4378.307	2017	1
1/13/2017	18	4475.108	2017	1
1/13/2017	19	4367.457	2017	1
1/13/2017	20	4253.657	2017	1
1/13/2017	21	4189.257	2017	1
1/13/2017	22	3953.741	2017	1
1/13/2017	23	3747.667	2017	1
1/14/2017	0	3618.258	2017	1
1/14/2017	1	3539.258	2017	1
1/14/2017	2	3413.958	2017	1
1/14/2017	3	3333.958	2017	1
1/14/2017	4	3397.522	2017	1
1/14/2017	5	3421.85	2017	1
1/14/2017	6	3550.858	2017	1
1/14/2017	7	3747.659	2017	1
1/14/2017	8	3806.358	2017	1
1/14/2017	9	3882.158	2017	1
1/14/2017	10	3958.759	2017	1
1/14/2017	11	3943.545	2017	1
1/14/2017	12	3902.957	2017	1
1/14/2017	13	3877.861	2017	1
1/14/2017	14	3798.46	2017	1
1/14/2017	15	3793.461	2017	1
1/14/2017	16	3718.261	2017	1
1/14/2017	17	3837.56	2017	1
1/14/2017	18	3942.248	2017	1
1/14/2017	19	3917.855	2017	1
1/14/2017	20	3844.161	2017	1
1/14/2017	21	3747.361	2017	1
1/14/2017	22	3652.86	2017	1
1/14/2017	23	3458.659	2017	1
1/15/2017	0	3331.261	2017	1
1/15/2017	1	3197.645	2017	1
1/15/2017	2	3183.753	2017	1
1/15/2017	3	3160.759	2017	1
1/15/2017	4	3185.458	2017	1
1/15/2017	5	3252.359	2017	1
1/15/2017	6	3342.958	2017	1
1/15/2017	7	3498.559	2017	1
1/15/2017	8	3581.942	2017	1
1/15/2017	9	3684.659	2017	1
1/15/2017	10	3736.458	2017	1
1/15/2017	11	3725.959	2017	1
1/15/2017	12	3752.759	2017	1
1/15/2017	13	3726.859	2017	1
1/15/2017	14	3712.257	2017	1
1/15/2017	15	3749.146	2017	1
1/15/2017	16	3730.459	2017	1
1/15/2017	17	3896.759	2017	1
1/15/2017	18	3947.32	2017	1
1/15/2017	19	3895.159	2017	1
1/15/2017	20	3809.06	2017	1
1/15/2017	21	3668.455	2017	1
1/15/2017	22	3580.545	2017	1
1/15/2017	23	3409.758	2017	1
1/16/2017	0	3338.46	2017	1
1/16/2017	1	3216.761	2017	1
1/16/2017	2	3184.06	2017	1
1/16/2017	3	3208.259	2017	1
1/16/2017	4	3291.556	2017	1
1/16/2017	5	3432.047	2017	1

Day	Hr	Total	Year	Month
1/16/2017	6	3685.36	2017	1
1/16/2017	7	3913.063	2017	1
1/16/2017	8	3973.261	2017	1
1/16/2017	9	3988.162	2017	1
1/16/2017	10	3998.063	2017	1
1/16/2017	11	3939.668	2017	1
1/16/2017	12	3816.751	2017	1
1/16/2017	13	3756.363	2017	1
1/16/2017	14	3827.57	2017	1
1/16/2017	15	3724.069	2017	1
1/16/2017	16	3729.569	2017	1
1/16/2017	17	3850.765	2017	1
1/16/2017	18	3969.967	2017	1
1/16/2017	19	3902.069	2017	1
1/16/2017	20	3803.755	2017	1
1/16/2017	21	3660.263	2017	1
1/16/2017	22	3507.067	2017	1
1/16/2017	23	3284.268	2017	1
1/17/2017	0	3072.669	2017	1
1/17/2017	1	2914.868	2017	1
1/17/2017	2	2945.168	2017	1
1/17/2017	3	2883.469	2017	1
1/17/2017	4	2964.455	2017	1
1/17/2017	5	3149.764	2017	1
1/17/2017	6	3493.868	2017	1
1/17/2017	7	3742.667	2017	1
1/17/2017	8	3815.266	2017	1
1/17/2017	9	3843.169	2017	1
1/17/2017	10	3865.267	2017	1
1/17/2017	11	3777.669	2017	1
1/17/2017	12	3737.669	2017	1
1/17/2017	13	3736.261	2017	1
1/17/2017	14	3751.256	2017	1
1/17/2017	15	3636.269	2017	1
1/17/2017	16	3603.067	2017	1
1/17/2017	17	3785.966	2017	1
1/17/2017	18	3933.067	2017	1
1/17/2017	19	3923.265	2017	1
1/17/2017	20	3825.965	2017	1
1/17/2017	21	3726.166	2017	1
1/17/2017	22	3582.156	2017	1
1/17/2017	23	3399.255	2017	1
1/18/2017	0	3228.164	2017	1
1/18/2017	1	3231.566	2017	1
1/18/2017	2	3076.165	2017	1
1/18/2017	3	3079.863	2017	1
1/18/2017	4	3202.663	2017	1
1/18/2017	5	3408.665	2017	1
1/18/2017	6	3836.355	2017	1
1/18/2017	7	4157.053	2017	1
1/18/2017	8	4176.165	2017	1
1/18/2017	9	4189.659	2017	1
1/18/2017	10	4192.052	2017	1
1/18/2017	11	4138.462	2017	1
1/18/2017	12	4123.643	2017	1
1/18/2017	13	4080.851	2017	1
1/18/2017	14	4044.154	2017	1
1/18/2017	15	3999.254	2017	1
1/18/2017	16	3968.353	2017	1
1/18/2017	17	4113.753	2017	1
1/18/2017	18	4276.153	2017	1
1/18/2017	19	4288.351	2017	1
1/18/2017	20	4246.65	2017	1
1/18/2017	21	4144.549	2017	1

Day	Hr	Total	Year	Month
1/18/2017	22	3948.949	2017	1
1/18/2017	23	3789.949	2017	1
1/19/2017	0	3642.147	2017	1
1/19/2017	1	3593.548	2017	1
1/19/2017	2	3503.547	2017	1
1/19/2017	3	3474.947	2017	1
1/19/2017	4	3548.746	2017	1
1/19/2017	5	3705.547	2017	1
1/19/2017	6	4098.347	2017	1
1/19/2017	7	4302.848	2017	1
1/19/2017	8	4295.446	2017	1
1/19/2017	9	4246.348	2017	1
1/19/2017	10	4150.25	2017	1
1/19/2017	11	4053.651	2017	1
1/19/2017	12	4049.551	2017	1
1/19/2017	13	3930.159	2017	1
1/19/2017	14	3933.25	2017	1
1/19/2017	15	3872.356	2017	1
1/19/2017	16	3831.451	2017	1
1/19/2017	17	3966.751	2017	1
1/19/2017	18	4132.351	2017	1
1/19/2017	19	4061.351	2017	1
1/19/2017	20	4011.651	2017	1
1/19/2017	21	3869.25	2017	1
1/19/2017	22	3666.251	2017	1
1/19/2017	23	3474.25	2017	1
1/20/2017	0	3301.551	2017	1
1/20/2017	1	3170.55	2017	1
1/20/2017	2	3139.15	2017	1
1/20/2017	3	3075.35	2017	1
1/20/2017	4	3094.65	2017	1
1/20/2017	5	3259.75	2017	1
1/20/2017	6	3627.551	2017	1
1/20/2017	7	3880.063	2017	1
1/20/2017	8	3845.349	2017	1
1/20/2017	9	3865.35	2017	1
1/20/2017	10	3821.952	2017	1
1/20/2017	11	3785.452	2017	1
1/20/2017	12	3788.669	2017	1
1/20/2017	13	3747.969	2017	1
1/20/2017	14	3660.172	2017	1
1/20/2017	15	3614.971	2017	1
1/20/2017	16	3525.972	2017	1
1/20/2017	17	3545.972	2017	1
1/20/2017	18	3706.871	2017	1
1/20/2017	19	3689.17	2017	1
1/20/2017	20	3626.471	2017	1
1/20/2017	21	3575.77	2017	1
1/20/2017	22	3406.87	2017	1
1/20/2017	23	3200.159	2017	1
1/21/2017	0	3088.455	2017	1
1/21/2017	1	2939.569	2017	1
1/21/2017	2	2917.768	2017	1
1/21/2017	3	2855.767	2017	1
1/21/2017	4	2871.168	2017	1
1/21/2017	5	2934.466	2017	1
1/21/2017	6	3047.367	2017	1
1/21/2017	7	3212.465	2017	1
1/21/2017	8	3303.767	2017	1
1/21/2017	9	3395.758	2017	1
1/21/2017	10	3353.661	2017	1
1/21/2017	11	3316.671	2017	1
1/21/2017	12	3278.07	2017	1
1/21/2017	13	3201.295	2017	1

Day	Hr	Total	Year	Month
1/21/2017	14	3231.673	2017	1
1/21/2017	15	3189.071	2017	1
1/21/2017	16	3204.474	2017	1
1/21/2017	17	3241.972	2017	1
1/21/2017	18	3393.872	2017	1
1/21/2017	19	3363.871	2017	1
1/21/2017	20	3283.564	2017	1
1/21/2017	21	3213.358	2017	1
1/21/2017	22	3122.47	2017	1
1/21/2017	23	2921.069	2017	1
1/22/2017	0	2824.869	2017	1
1/22/2017	1	2748.369	2017	1
1/22/2017	2	2717.168	2017	1
1/22/2017	3	2673.568	2017	1
1/22/2017	4	2733.167	2017	1
1/22/2017	5	2792.864	2017	1
1/22/2017	6	2862.05	2017	1
1/22/2017	7	2981.766	2017	1
1/22/2017	8	3134.466	2017	1
1/22/2017	9	3187.367	2017	1
1/22/2017	10	3255.369	2017	1
1/22/2017	11	3202.469	2017	1
1/22/2017	12	3197.37	2017	1
1/22/2017	13	3189.47	2017	1
1/22/2017	14	3164.771	2017	1
1/22/2017	15	3121.665	2017	1
1/22/2017	16	3145.559	2017	1
1/22/2017	17	3275.469	2017	1
1/22/2017	18	3474.57	2017	1
1/22/2017	19	3454.869	2017	1
1/22/2017	20	3438.468	2017	1
1/22/2017	21	3290.469	2017	1
1/22/2017	22	3162.305	2017	1
1/22/2017	23	2998.067	2017	1
1/23/2017	0	2853.259	2017	1
1/23/2017	1	2735.059	2017	1
1/23/2017	2	2688.068	2017	1
1/23/2017	3	2710.468	2017	1
1/23/2017	4	2780.062	2017	1
1/23/2017	5	2976.961	2017	1
1/23/2017	6	3414.062	2017	1
1/23/2017	7	3726.36	2017	1
1/23/2017	8	3793.051	2017	1
1/23/2017	9	3831.752	2017	1
1/23/2017	10	3892.261	2017	1
1/23/2017	11	3932.463	2017	1
1/23/2017	12	3981.363	2017	1
1/23/2017	13	3999.763	2017	1
1/23/2017	14	3938.46	2017	1
1/23/2017	15	3959.86	2017	1
1/23/2017	16	3994.454	2017	1
1/23/2017	17	4070.751	2017	1
1/23/2017	18	4156.162	2017	1
1/23/2017	19	4139.961	2017	1
1/23/2017	20	4147.561	2017	1
1/23/2017	21	4019.361	2017	1
1/23/2017	22	3838.66	2017	1
1/23/2017	23	3633.66	2017	1
1/24/2017	0	3508.551	2017	1
1/24/2017	1	3424.252	2017	1
1/24/2017	2	3364.161	2017	1
1/24/2017	3	3373.56	2017	1
1/24/2017	4	3395.959	2017	1
1/24/2017	5	3592.159	2017	1

Day	Hr	Total	Year	Month
1/24/2017	6	4019.857	2017	1
1/24/2017	7	4280.553	2017	1
1/24/2017	8	4301.747	2017	1
1/24/2017	9	4296.36	2017	1
1/24/2017	10	4309.762	2017	1
1/24/2017	11	4311.661	2017	1
1/24/2017	12	4206.162	2017	1
1/24/2017	13	4130.967	2017	1
1/24/2017	14	4067.869	2017	1
1/24/2017	15	3955.258	2017	1
1/24/2017	16	3970.259	2017	1
1/24/2017	17	4040.966	2017	1
1/24/2017	18	4250.267	2017	1
1/24/2017	19	4317.362	2017	1
1/24/2017	20	4240.065	2017	1
1/24/2017	21	4156.961	2017	1
1/24/2017	22	3980.859	2017	1
1/24/2017	23	3806.243	2017	1
1/25/2017	0	3706.459	2017	1
1/25/2017	1	3642.659	2017	1
1/25/2017	2	3587.957	2017	1
1/25/2017	3	3581.857	2017	1
1/25/2017	4	3697.657	2017	1
1/25/2017	5	3838.743	2017	1
1/25/2017	6	4265.253	2017	1
1/25/2017	7	4435.257	2017	1
1/25/2017	8	4350.557	2017	1
1/25/2017	9	4218.96	2017	1
1/25/2017	10	4112.859	2017	1
1/25/2017	11	4050.262	2017	1
1/25/2017	12	3945.561	2017	1
1/25/2017	13	3865.85	2017	1
1/25/2017	14	3808.28	2017	1
1/25/2017	15	3820.42	2017	1
1/25/2017	16	3712.67	2017	1
1/25/2017	17	3809.968	2017	1
1/25/2017	18	3979.267	2017	1
1/25/2017	19	3986.769	2017	1
1/25/2017	20	3905.167	2017	1
1/25/2017	21	3820.36	2017	1
1/25/2017	22	3608.249	2017	1
1/25/2017	23	3401.36	2017	1
1/26/2017	0	3333.459	2017	1
1/26/2017	1	3283.857	2017	1
1/26/2017	2	3245.058	2017	1
1/26/2017	3	3310.455	2017	1
1/26/2017	4	3380.05	2017	1
1/26/2017	5	3584.744	2017	1
1/26/2017	6	4023.555	2017	1
1/26/2017	7	4352.756	2017	1
1/26/2017	8	4396.855	2017	1
1/26/2017	9	4439.256	2017	1
1/26/2017	10	4416.651	2017	1
1/26/2017	11	4437.841	2017	1
1/26/2017	12	4450.256	2017	1
1/26/2017	13	4453.855	2017	1
1/26/2017	14	4446.155	2017	1
1/26/2017	15	4405.855	2017	1
1/26/2017	16	4518.653	2017	1
1/26/2017	17	4605.74	2017	1
1/26/2017	18	4746.355	2017	1
1/26/2017	19	4687.555	2017	1
1/26/2017	20	4612.255	2017	1
1/26/2017	21	4451.154	2017	1

Case No. 2018-00295
Attachment 10 to Response to Metro-1 Question No. 37(b)
Page 696 of 823
Bellar

Day	Hr	Total	Year	Month
1/26/2017	22	4328.247	2017	1
1/26/2017	23	4084.843	2017	1
1/27/2017	0	4033.354	2017	1
1/27/2017	1	3927.955	2017	1
1/27/2017	2	3882.055	2017	1
1/27/2017	3	3852.854	2017	1
1/27/2017	4	3955.541	2017	1
1/27/2017	5	4127.449	2017	1
1/27/2017	6	4514.855	2017	1
1/27/2017	7	4813.352	2017	1
1/27/2017	8	4832.055	2017	1
1/27/2017	9	4861.348	2017	1
1/27/2017	10	4860.84	2017	1
1/27/2017	11	4786.155	2017	1
1/27/2017	12	4731.257	2017	1
1/27/2017	13	4703.558	2017	1
1/27/2017	14	4579.056	2017	1
1/27/2017	15	4500.253	2017	1
1/27/2017	16	4469.341	2017	1
1/27/2017	17	4597.857	2017	1
1/27/2017	18	4679.257	2017	1
1/27/2017	19	4564.456	2017	1
1/27/2017	20	4506.856	2017	1
1/27/2017	21	4455.267	2017	1
1/27/2017	22	4280.039	2017	1
1/27/2017	23	4140.452	2017	1
1/28/2017	0	4026.253	2017	1
1/28/2017	1	3956.653	2017	1
1/28/2017	2	3921.753	2017	1
1/28/2017	3	3930.141	2017	1
1/28/2017	4	3973.247	2017	1
1/28/2017	5	4087.151	2017	1
1/28/2017	6	4247.951	2017	1
1/28/2017	7	4389.251	2017	1
1/28/2017	8	4484.645	2017	1
1/28/2017	9	4403.046	2017	1
1/28/2017	10	4303.256	2017	1
1/28/2017	11	4087.157	2017	1
1/28/2017	12	3919.356	2017	1
1/28/2017	13	3796.058	2017	1
1/28/2017	14	3669.65	2017	1
1/28/2017	15	3574.649	2017	1
1/28/2017	16	3656.358	2017	1
1/28/2017	17	3757.056	2017	1
1/28/2017	18	4024.458	2017	1
1/28/2017	19	3988.157	2017	1
1/28/2017	20	4000.049	2017	1
1/28/2017	21	3856.948	2017	1
1/28/2017	22	3791.956	2017	1
1/28/2017	23	3642.757	2017	1
1/29/2017	0	3524.156	2017	1
1/29/2017	1	3365.456	2017	1
1/29/2017	2	3419.14	2017	1
1/29/2017	3	3416.653	2017	1
1/29/2017	4	3439.854	2017	1
1/29/2017	5	3460.056	2017	1
1/29/2017	6	3562.156	2017	1
1/29/2017	7	3757.253	2017	1
1/29/2017	8	3870.341	2017	1
1/29/2017	9	3945.056	2017	1
1/29/2017	10	4102.055	2017	1
1/29/2017	11	4021.054	2017	1
1/29/2017	12	4107.455	2017	1
1/29/2017	13	4101.048	2017	1

Case No. 2018-00295
Attachment 10 to Response to Metro-1 Question No. 37(b)
Page 697 of 823
Bellar

Day	Hr	Total	Year	Month
1/29/2017	14	4185.745	2017	1
1/29/2017	15	4181.655	2017	1
1/29/2017	16	4245.255	2017	1
1/29/2017	17	4383.354	2017	1
1/29/2017	18	4492.454	2017	1
1/29/2017	19	4505.64	2017	1
1/29/2017	20	4480.346	2017	1
1/29/2017	21	4439.151	2017	1
1/29/2017	22	4217.653	2017	1
1/29/2017	23	4108.853	2017	1
1/30/2017	0	3953.745	2017	1
1/30/2017	1	3879.343	2017	1
1/30/2017	2	3895.352	2017	1
1/30/2017	3	3999.252	2017	1
1/30/2017	4	4110.65	2017	1
1/30/2017	5	4357.747	2017	1
1/30/2017	6	4736.137	2017	1
1/30/2017	7	4994.25	2017	1
1/30/2017	8	5031.751	2017	1
1/30/2017	9	4945.954	2017	1
1/30/2017	10	4793.056	2017	1
1/30/2017	11	4711.949	2017	1
1/30/2017	12	4520.748	2017	1
1/30/2017	13	4439.058	2017	1
1/30/2017	14	4413.758	2017	1
1/30/2017	15	4266.058	2017	1
1/30/2017	16	4280.158	2017	1
1/30/2017	17	4327.868	2017	1
1/30/2017	18	4598.748	2017	1
1/30/2017	19	4668.057	2017	1
1/30/2017	20	4626.656	2017	1
1/30/2017	21	4474.557	2017	1
1/30/2017	22	4247.657	2017	1
1/30/2017	23	4129.646	2017	1
1/31/2017	0	3950.956	2017	1
1/31/2017	1	3815.057	2017	1
1/31/2017	2	3711.257	2017	1
1/31/2017	3	3647.357	2017	1
1/31/2017	4	3684.858	2017	1
1/31/2017	5	3825.948	2017	1
1/31/2017	6	4219.051	2017	1
1/31/2017	7	4420.358	2017	1
1/31/2017	8	4363.458	2017	1
1/31/2017	9	4308.357	2017	1
1/31/2017	10	4238.758	2017	1
1/31/2017	11	4130.158	2017	1
1/31/2017	12	4106.343	2017	1
1/31/2017	13	4055.759	2017	1
1/31/2017	14	4003.159	2017	1
1/31/2017	15	4002.559	2017	1
1/31/2017	16	3939.459	2017	1
1/31/2017	17	4032.558	2017	1
1/31/2017	18	4213.235	2017	1
1/31/2017	19	4171.844	2017	1
1/31/2017	20	4175.158	2017	1
1/31/2017	21	4013.662	2017	1
1/31/2017	22	3847.161	2017	1
1/31/2017	23	3647.958	2017	1
2/1/2017	0	3529.661	2017	2
2/1/2017	1	3427.959	2017	2
2/1/2017	2	3417.943	2017	2
2/1/2017	3	3436.459	2017	2
2/1/2017	4	3459.258	2017	2
2/1/2017	5	3645.36	2017	2

Day	Hr	Total	Year	Month
2/1/2017	6	4072.958	2017	2
2/1/2017	7	4234.058	2017	2
2/1/2017	8	4269.75	2017	2
2/1/2017	9	4238.046	2017	2
2/1/2017	10	4236.463	2017	2
2/1/2017	11	4097.72	2017	2
2/1/2017	12	3966.766	2017	2
2/1/2017	13	3891.568	2017	2
2/1/2017	14	3823.067	2017	2
2/1/2017	15	3804.167	2017	2
2/1/2017	16	3757.65	2017	2
2/1/2017	17	3918.756	2017	2
2/1/2017	18	4122.962	2017	2
2/1/2017	19	4176.961	2017	2
2/1/2017	20	4146.761	2017	2
2/1/2017	21	4017.859	2017	2
2/1/2017	22	3841.757	2017	2
2/1/2017	23	3650.743	2017	2
2/2/2017	0	3554.755	2017	2
2/2/2017	1	3491.258	2017	2
2/2/2017	2	3498.157	2017	2
2/2/2017	3	3549.954	2017	2
2/2/2017	4	3621.253	2017	2
2/2/2017	5	3885.843	2017	2
2/2/2017	6	4354.854	2017	2
2/2/2017	7	4631.355	2017	2
2/2/2017	8	4666.554	2017	2
2/2/2017	9	4572.057	2017	2
2/2/2017	10	4458.258	2017	2
2/2/2017	11	4345.954	2017	2
2/2/2017	12	4207.948	2017	2
2/2/2017	13	4155.561	2017	2
2/2/2017	14	4028.961	2017	2
2/2/2017	15	3996.561	2017	2
2/2/2017	16	3967.861	2017	2
2/2/2017	17	4066.658	2017	2
2/2/2017	18	4402.443	2017	2
2/2/2017	19	4507.154	2017	2
2/2/2017	20	4542.055	2017	2
2/2/2017	21	4435.853	2017	2
2/2/2017	22	4272.753	2017	2
2/2/2017	23	4099.351	2017	2
2/3/2017	0	3994.436	2017	2
2/3/2017	1	3920.052	2017	2
2/3/2017	2	3930.551	2017	2
2/3/2017	3	3950.252	2017	2
2/3/2017	4	4012.951	2017	2
2/3/2017	5	4259.539	2017	2
2/3/2017	6	4633.946	2017	2
2/3/2017	7	4879.35	2017	2
2/3/2017	8	4871.152	2017	2
2/3/2017	9	4834.352	2017	2
2/3/2017	10	4743.549	2017	2
2/3/2017	11	4676.141	2017	2
2/3/2017	12	4627.653	2017	2
2/3/2017	13	4535.653	2017	2
2/3/2017	14	4530.851	2017	2
2/3/2017	15	4356.953	2017	2
2/3/2017	16	4320.141	2017	2
2/3/2017	17	4393.747	2017	2
2/3/2017	18	4686.252	2017	2
2/3/2017	19	4808.85	2017	2
2/3/2017	20	4798.35	2017	2
2/3/2017	21	4784.44	2017	2

Day	Hr	Total	Year	Month
2/3/2017	22	4650.739	2017	2
2/3/2017	23	4602.148	2017	2
2/4/2017	0	4552.248	2017	2
2/4/2017	1	4497.748	2017	2
2/4/2017	2	4503.737	2017	2
2/4/2017	3	4577.44	2017	2
2/4/2017	4	4571.347	2017	2
2/4/2017	5	4727.947	2017	2
2/4/2017	6	4860.56	2017	2
2/4/2017	7	5062.129	2017	2
2/4/2017	8	5050.647	2017	2
2/4/2017	9	4918.449	2017	2
2/4/2017	10	4713.652	2017	2
2/4/2017	11	4516.753	2017	2
2/4/2017	12	4310.346	2017	2
2/4/2017	13	3966.849	2017	2
2/4/2017	14	3854.457	2017	2
2/4/2017	15	3733.258	2017	2
2/4/2017	16	3736.958	2017	2
2/4/2017	17	3796.456	2017	2
2/4/2017	18	4114.042	2017	2
2/4/2017	19	4200.153	2017	2
2/4/2017	20	4148.557	2017	2
2/4/2017	21	4067.606	2017	2
2/4/2017	22	3880.856	2017	2
2/4/2017	23	3718.949	2017	2
2/5/2017	0	3540.946	2017	2
2/5/2017	1	3426.554	2017	2
2/5/2017	2	3369.554	2017	2
2/5/2017	3	3311.653	2017	2
2/5/2017	4	3340.455	2017	2
2/5/2017	5	3339.749	2017	2
2/5/2017	6	3460.443	2017	2
2/5/2017	7	3567.755	2017	2
2/5/2017	8	3615.855	2017	2
2/5/2017	9	3691.956	2017	2
2/5/2017	10	3673.056	2017	2
2/5/2017	11	3527.057	2017	2
2/5/2017	12	3469.642	2017	2
2/5/2017	13	3389.257	2017	2
2/5/2017	14	3288.066	2017	2
2/5/2017	15	3247.266	2017	2
2/5/2017	16	3252.067	2017	2
2/5/2017	17	3316.767	2017	2
2/5/2017	18	3518.065	2017	2
2/5/2017	19	3551.457	2017	2
2/5/2017	20	3606.154	2017	2
2/5/2017	21	3543.86	2017	2
2/5/2017	22	3497.16	2017	2
2/5/2017	23	3472.758	2017	2
2/6/2017	0	3345.158	2017	2
2/6/2017	1	3313.365	2017	2
2/6/2017	2	3359.241	2017	2
2/6/2017	3	3416.155	2017	2
2/6/2017	4	3476.655	2017	2
2/6/2017	5	3846.756	2017	2
2/6/2017	6	4243.555	2017	2
2/6/2017	7	4515.548	2017	2
2/6/2017	8	4471.945	2017	2
2/6/2017	9	4258.458	2017	2
2/6/2017	10	4130.056	2017	2
2/6/2017	11	4087.657	2017	2
2/6/2017	12	4013.059	2017	2
2/6/2017	13	3906.762	2017	2

Day	Hr	Total	Year	Month
2/6/2017	14	3834.053	2017	2
2/6/2017	15	3812.953	2017	2
2/6/2017	16	3771.267	2017	2
2/6/2017	17	3850.962	2017	2
2/6/2017	18	3991.963	2017	2
2/6/2017	19	3999.463	2017	2
2/6/2017	20	3929.062	2017	2
2/6/2017	21	3720.362	2017	2
2/6/2017	22	3514.948	2017	2
2/6/2017	23	3265.76	2017	2
2/7/2017	0	3150.414	2017	2
2/7/2017	1	3016.763	2017	2
2/7/2017	2	2975.813	2017	2
2/7/2017	3	2920.163	2017	2
2/7/2017	4	2945.065	2017	2
2/7/2017	5	3138.767	2017	2
2/7/2017	6	3471.061	2017	2
2/7/2017	7	3722.449	2017	2
2/7/2017	8	3741.563	2017	2
2/7/2017	9	3761.16	2017	2
2/7/2017	10	3833.258	2017	2
2/7/2017	11	3833.96	2017	2
2/7/2017	12	3835.01	2017	2
2/7/2017	13	3789.612	2017	2
2/7/2017	14	3754.264	2017	2
2/7/2017	15	3712.057	2017	2
2/7/2017	16	3734.951	2017	2
2/7/2017	17	3724.368	2017	2
2/7/2017	18	3886.167	2017	2
2/7/2017	19	3895.869	2017	2
2/7/2017	20	3802.169	2017	2
2/7/2017	21	3647.868	2017	2
2/7/2017	22	3463.469	2017	2
2/7/2017	23	3270.069	2017	2
2/8/2017	0	3107.463	2017	2
2/8/2017	1	2980.354	2017	2
2/8/2017	2	2886.268	2017	2
2/8/2017	3	2893.965	2017	2
2/8/2017	4	2959.865	2017	2
2/8/2017	5	3202.066	2017	2
2/8/2017	6	3593.96	2017	2
2/8/2017	7	3893.91	2017	2
2/8/2017	8	3881.6	2017	2
2/8/2017	9	3966.854	2017	2
2/8/2017	10	3918.56	2017	2
2/8/2017	11	3926.363	2017	2
2/8/2017	12	3900.462	2017	2
2/8/2017	13	3881.913	2017	2
2/8/2017	14	3832.516	2017	2
2/8/2017	15	3897.462	2017	2
2/8/2017	16	3916.945	2017	2
2/8/2017	17	4050.109	2017	2
2/8/2017	18	4192.713	2017	2
2/8/2017	19	4145.358	2017	2
2/8/2017	20	4162.557	2017	2
2/8/2017	21	4127.556	2017	2
2/8/2017	22	4011.249	2017	2
2/8/2017	23	3873.492	2017	2
2/9/2017	0	3828.206	2017	2
2/9/2017	1	3777.754	2017	2
2/9/2017	2	3781.655	2017	2
2/9/2017	3	3820.154	2017	2
2/9/2017	4	3910.255	2017	2
2/9/2017	5	4133.542	2017	2

Day	Hr	Total	Year	Month
2/9/2017	6	4547.851	2017	2
2/9/2017	7	4776.355	2017	2
2/9/2017	8	4874.054	2017	2
2/9/2017	9	4934.455	2017	2
2/9/2017	10	4864.356	2017	2
2/9/2017	11	4887.844	2017	2
2/9/2017	12	4793.55	2017	2
2/9/2017	13	4707.206	2017	2
2/9/2017	14	4604.807	2017	2
2/9/2017	15	4487.457	2017	2
2/9/2017	16	4440.558	2017	2
2/9/2017	17	4565.951	2017	2
2/9/2017	18	4837.143	2017	2
2/9/2017	19	5001.955	2017	2
2/9/2017	20	5038.248	2017	2
2/9/2017	21	4956.053	2017	2
2/9/2017	22	4791.854	2017	2
2/9/2017	23	4621.743	2017	2
2/10/2017	0	4527.245	2017	2
2/10/2017	1	4522.154	2017	2
2/10/2017	2	4475.552	2017	2
2/10/2017	3	4478.754	2017	2
2/10/2017	4	4523.954	2017	2
2/10/2017	5	4662.338	2017	2
2/10/2017	6	5011.753	2017	2
2/10/2017	7	5229.385	2017	2
2/10/2017	8	5155.255	2017	2
2/10/2017	9	5104.655	2017	2
2/10/2017	10	4870.049	2017	2
2/10/2017	11	4696.495	2017	2
2/10/2017	12	4435.255	2017	2
2/10/2017	13	4197.006	2017	2
2/10/2017	14	4010.559	2017	2
2/10/2017	15	3915.259	2017	2
2/10/2017	16	3778.26	2017	2
2/10/2017	17	3792.257	2017	2
2/10/2017	18	3979.749	2017	2
2/10/2017	19	3941.358	2017	2
2/10/2017	20	3948.233	2017	2
2/10/2017	21	3816.665	2017	2
2/10/2017	22	3664.761	2017	2
2/10/2017	23	3452.662	2017	2
2/11/2017	0	3334.164	2017	2
2/11/2017	1	3184.954	2017	2
2/11/2017	2	3108.351	2017	2
2/11/2017	3	3055.713	2017	2
2/11/2017	4	3001.212	2017	2
2/11/2017	5	3040.063	2017	2
2/11/2017	6	3118.765	2017	2
2/11/2017	7	3223.615	2017	2
2/11/2017	8	3352.114	2017	2
2/11/2017	9	3345.162	2017	2
2/11/2017	10	3383.153	2017	2
2/11/2017	11	3430.971	2017	2
2/11/2017	12	3287.172	2017	2
2/11/2017	13	3253.671	2017	2
2/11/2017	14	3219.473	2017	2
2/11/2017	15	3215.472	2017	2
2/11/2017	16	3222.973	2017	2
2/11/2017	17	3265.473	2017	2
2/11/2017	18	3287.872	2017	2
2/11/2017	19	3336.273	2017	2
2/11/2017	20	3313.057	2017	2
2/11/2017	21	3143.569	2017	2

Day	Hr	Total	Year	Month
2/11/2017	22	3050.272	2017	2
2/11/2017	23	2857.172	2017	2
2/12/2017	0	2754.921	2017	2
2/12/2017	1	2602.621	2017	2
2/12/2017	2	2546.272	2017	2
2/12/2017	3	2519.27	2017	2
2/12/2017	4	2477.57	2017	2
2/12/2017	5	2558.983	2017	2
2/12/2017	6	2619.869	2017	2
2/12/2017	7	2710.158	2017	2
2/12/2017	8	2777.662	2017	2
2/12/2017	9	2947.567	2017	2
2/12/2017	10	3040.872	2017	2
2/12/2017	11	3014.872	2017	2
2/12/2017	12	3065.873	2017	2
2/12/2017	13	3017.971	2017	2
2/12/2017	14	2950.573	2017	2
2/12/2017	15	3006.273	2017	2
2/12/2017	16	2968.972	2017	2
2/12/2017	17	3036.072	2017	2
2/12/2017	18	3297.837	2017	2
2/12/2017	19	3409.11	2017	2
2/12/2017	20	3466.964	2017	2
2/12/2017	21	3414.765	2017	2
2/12/2017	22	3320.564	2017	2
2/12/2017	23	3217.663	2017	2
2/13/2017	0	3131.062	2017	2
2/13/2017	1	3082.36	2017	2
2/13/2017	2	3147.457	2017	2
2/13/2017	3	3230.87	2017	2
2/13/2017	4	3376.758	2017	2
2/13/2017	5	3641.958	2017	2
2/13/2017	6	4244.706	2017	2
2/13/2017	7	4534.907	2017	2
2/13/2017	8	4457.36	2017	2
2/13/2017	9	4341.263	2017	2
2/13/2017	10	4192.456	2017	2
2/13/2017	11	4062.359	2017	2
2/13/2017	12	3950.166	2017	2
2/13/2017	13	3934.532	2017	2
2/13/2017	14	3765.973	2017	2
2/13/2017	15	3646.972	2017	2
2/13/2017	16	3620.671	2017	2
2/13/2017	17	3725.87	2017	2
2/13/2017	18	3975.769	2017	2
2/13/2017	19	4133.955	2017	2
2/13/2017	20	4188.561	2017	2
2/13/2017	21	4103.264	2017	2
2/13/2017	22	3924.964	2017	2
2/13/2017	23	3720.465	2017	2
2/14/2017	0	3592.465	2017	2
2/14/2017	1	3570.263	2017	2
2/14/2017	2	3469.963	2017	2
2/14/2017	3	3505.247	2017	2
2/14/2017	4	3560.561	2017	2
2/14/2017	5	3755.862	2017	2
2/14/2017	6	4110.762	2017	2
2/14/2017	7	4335.263	2017	2
2/14/2017	8	4297.562	2017	2
2/14/2017	9	4350.056	2017	2
2/14/2017	10	4288.343	2017	2
2/14/2017	11	4175.562	2017	2
2/14/2017	12	4055.065	2017	2
2/14/2017	13	3940.467	2017	2

Day	Hr	Total	Year	Month
2/14/2017	14	3823.267	2017	2
2/14/2017	15	3819.867	2017	2
2/14/2017	16	3807.166	2017	2
2/14/2017	17	3851.567	2017	2
2/14/2017	18	4064.767	2017	2
2/14/2017	19	4118.855	2017	2
2/14/2017	20	4078.958	2017	2
2/14/2017	21	3944.561	2017	2
2/14/2017	22	3789.263	2017	2
2/14/2017	23	3581.364	2017	2
2/15/2017	0	3512.763	2017	2
2/15/2017	1	3387.663	2017	2
2/15/2017	2	3334.764	2017	2
2/15/2017	3	3309.253	2017	2
2/15/2017	4	3414.655	2017	2
2/15/2017	5	3708.863	2017	2
2/15/2017	6	4022.063	2017	2
2/15/2017	7	4320.16	2017	2
2/15/2017	8	4323.863	2017	2
2/15/2017	9	4268.255	2017	2
2/15/2017	10	4246.651	2017	2
2/15/2017	11	4158.267	2017	2
2/15/2017	12	4088.266	2017	2
2/15/2017	13	3987.269	2017	2
2/15/2017	14	3915.666	2017	2
2/15/2017	15	3841.467	2017	2
2/15/2017	16	3811.066	2017	2
2/15/2017	17	3904.066	2017	2
2/15/2017	18	4160.653	2017	2
2/15/2017	19	4306.555	2017	2
2/15/2017	20	4363.278	2017	2
2/15/2017	21	4250.658	2017	2
2/15/2017	22	4083.759	2017	2
2/15/2017	23	3927.557	2017	2
2/16/2017	0	3822.458	2017	2
2/16/2017	1	3798.256	2017	2
2/16/2017	2	3768.24	2017	2
2/16/2017	3	3770.553	2017	2
2/16/2017	4	3891.655	2017	2
2/16/2017	5	4083.256	2017	2
2/16/2017	6	4457.257	2017	2
2/16/2017	7	4633.256	2017	2
2/16/2017	8	4580.557	2017	2
2/16/2017	9	4533.044	2017	2
2/16/2017	10	4448.156	2017	2
2/16/2017	11	4352.864	2017	2
2/16/2017	12	4247.766	2017	2
2/16/2017	13	4129.265	2017	2
2/16/2017	14	3995.667	2017	2
2/16/2017	15	3813.467	2017	2
2/16/2017	16	3794.567	2017	2
2/16/2017	17	3824.568	2017	2
2/16/2017	18	4067.452	2017	2
2/16/2017	19	4162.366	2017	2
2/16/2017	20	4177.367	2017	2
2/16/2017	21	4081.765	2017	2
2/16/2017	22	3942.465	2017	2
2/16/2017	23	3740.764	2017	2
2/17/2017	0	3593.764	2017	2
2/17/2017	1	3503.768	2017	2
2/17/2017	2	3458.244	2017	2
2/17/2017	3	3393.346	2017	2
2/17/2017	4	3481.556	2017	2
2/17/2017	5	3627.455	2017	2

Day	Hr	Total	Year	Month
2/17/2017	6	3921.959	2017	2
2/17/2017	7	4128.76	2017	2
2/17/2017	8	4144.964	2017	2
2/17/2017	9	4011.263	2017	2
2/17/2017	10	3939.758	2017	2
2/17/2017	11	3831.355	2017	2
2/17/2017	12	3753.364	2017	2
2/17/2017	13	3674.065	2017	2
2/17/2017	14	3590.665	2017	2
2/17/2017	15	3484.667	2017	2
2/17/2017	16	3422.07	2017	2
2/17/2017	17	3400.068	2017	2
2/17/2017	18	3494.469	2017	2
2/17/2017	19	3579.669	2017	2
2/17/2017	20	3524.968	2017	2
2/17/2017	21	3468.857	2017	2
2/17/2017	22	3339.46	2017	2
2/17/2017	23	3214.166	2017	2
2/18/2017	0	3099.166	2017	2
2/18/2017	1	3021.267	2017	2
2/18/2017	2	2978.165	2017	2
2/18/2017	3	2996.062	2017	2
2/18/2017	4	3015.562	2017	2
2/18/2017	5	3070.565	2017	2
2/18/2017	6	3150.653	2017	2
2/18/2017	7	3229.553	2017	2
2/18/2017	8	3355.965	2017	2
2/18/2017	9	3488.267	2017	2
2/18/2017	10	3496.065	2017	2
2/18/2017	11	3460.065	2017	2
2/18/2017	12	3409.669	2017	2
2/18/2017	13	3349.166	2017	2
2/18/2017	14	3351.766	2017	2
2/18/2017	15	3316.064	2017	2
2/18/2017	16	3336.351	2017	2
2/18/2017	17	3400.365	2017	2
2/18/2017	18	3479.067	2017	2
2/18/2017	19	3498.164	2017	2
2/18/2017	20	3454.965	2017	2
2/18/2017	21	3348.367	2017	2
2/18/2017	22	3210.966	2017	2
2/18/2017	23	3017.166	2017	2
2/19/2017	0	2906.36	2017	2
2/19/2017	1	2836.767	2017	2
2/19/2017	2	2775.965	2017	2
2/19/2017	3	2745.965	2017	2
2/19/2017	4	2769.167	2017	2
2/19/2017	5	2815.966	2017	2
2/19/2017	6	2887.767	2017	2
2/19/2017	7	2990.267	2017	2
2/19/2017	8	3127.467	2017	2
2/19/2017	9	3238.959	2017	2
2/19/2017	10	3268.262	2017	2
2/19/2017	11	3206.869	2017	2
2/19/2017	12	3159.667	2017	2
2/19/2017	13	3156.27	2017	2
2/19/2017	14	3096.27	2017	2
2/19/2017	15	3064.969	2017	2
2/19/2017	16	3032.869	2017	2
2/19/2017	17	3106.967	2017	2
2/19/2017	18	3226.969	2017	2
2/19/2017	19	3404.761	2017	2
2/19/2017	20	3403.354	2017	2
2/19/2017	21	3349.366	2017	2

Day	Hr	Total	Year	Month
2/19/2017	22	3240.664	2017	2
2/19/2017	23	3080.763	2017	2
2/20/2017	0	2992.16	2017	2
2/20/2017	1	2976.76	2017	2
2/20/2017	2	3007.363	2017	2
2/20/2017	3	3058.859	2017	2
2/20/2017	4	3150.645	2017	2
2/20/2017	5	3367.455	2017	2
2/20/2017	6	3800.259	2017	2
2/20/2017	7	4023.959	2017	2
2/20/2017	8	4057.26	2017	2
2/20/2017	9	3947.361	2017	2
2/20/2017	10	3858.664	2017	2
2/20/2017	11	3806.865	2017	2
2/20/2017	12	3706.054	2017	2
2/20/2017	13	3698.06	2017	2
2/20/2017	14	3644.266	2017	2
2/20/2017	15	3565.972	2017	2
2/20/2017	16	3503.571	2017	2
2/20/2017	17	3469.074	2017	2
2/20/2017	18	3636.871	2017	2
2/20/2017	19	3782.071	2017	2
2/20/2017	20	3728.97	2017	2
2/20/2017	21	3535.469	2017	2
2/20/2017	22	3362.369	2017	2
2/20/2017	23	3150.656	2017	2
2/21/2017	0	2977.862	2017	2
2/21/2017	1	2846.37	2017	2
2/21/2017	2	2814.067	2017	2
2/21/2017	3	2821.667	2017	2
2/21/2017	4	2861.068	2017	2
2/21/2017	5	3057.667	2017	2
2/21/2017	6	3479.966	2017	2
2/21/2017	7	3654.069	2017	2
2/21/2017	8	3662.763	2017	2
2/21/2017	9	3694.255	2017	2
2/21/2017	10	3688.071	2017	2
2/21/2017	11	3650.97	2017	2
2/21/2017	12	3689.37	2017	2
2/21/2017	13	3671.171	2017	2
2/21/2017	14	3617.571	2017	2
2/21/2017	15	3554.288	2017	2
2/21/2017	16	3517.671	2017	2
2/21/2017	17	3524.274	2017	2
2/21/2017	18	3646.07	2017	2
2/21/2017	19	3757.169	2017	2
2/21/2017	20	3676.271	2017	2
2/21/2017	21	3535.053	2017	2
2/21/2017	22	3311.994	2017	2
2/21/2017	23	3154.269	2017	2
2/22/2017	0	3015.753	2017	2
2/22/2017	1	2841.07	2017	2
2/22/2017	2	2837.968	2017	2
2/22/2017	3	2828.37	2017	2
2/22/2017	4	2818.369	2017	2
2/22/2017	5	3006.668	2017	2
2/22/2017	6	3390.27	2017	2
2/22/2017	7	3662.469	2017	2
2/22/2017	8	3634.058	2017	2
2/22/2017	9	3708.163	2017	2
2/22/2017	10	3753.869	2017	2
2/22/2017	11	3719.966	2017	2
2/22/2017	12	3731.878	2017	2
2/22/2017	13	3725.888	2017	2

Day	Hr	Total	Year	Month
2/22/2017	14	3692.072	2017	2
2/22/2017	15	3663.271	2017	2
2/22/2017	16	3602.673	2017	2
2/22/2017	17	3599.37	2017	2
2/22/2017	18	3733.971	2017	2
2/22/2017	19	3816.471	2017	2
2/22/2017	20	3741.772	2017	2
2/22/2017	21	3573.572	2017	2
2/22/2017	22	3416.257	2017	2
2/22/2017	23	3181.274	2017	2
2/23/2017	0	3031.77	2017	2
2/23/2017	1	2900.37	2017	2
2/23/2017	2	2851.968	2017	2
2/23/2017	3	2812.967	2017	2
2/23/2017	4	2717.671	2017	2
2/23/2017	5	2925.368	2017	2
2/23/2017	6	3375.67	2017	2
2/23/2017	7	3579.17	2017	2
2/23/2017	8	3610.068	2017	2
2/23/2017	9	3588.27	2017	2
2/23/2017	10	3624.055	2017	2
2/23/2017	11	3633.266	2017	2
2/23/2017	12	3664.271	2017	2
2/23/2017	13	3666.77	2017	2
2/23/2017	14	3637.972	2017	2
2/23/2017	15	3535.27	2017	2
2/23/2017	16	3543.471	2017	2
2/23/2017	17	3476.871	2017	2
2/23/2017	18	3627.071	2017	2
2/23/2017	19	3752.571	2017	2
2/23/2017	20	3670.671	2017	2
2/23/2017	21	3571.972	2017	2
2/23/2017	22	3355.171	2017	2
2/23/2017	23	3166.871	2017	2
2/24/2017	0	3012.38	2017	2
2/24/2017	1	2882.362	2017	2
2/24/2017	2	2790.47	2017	2
2/24/2017	3	2767.269	2017	2
2/24/2017	4	2720.769	2017	2
2/24/2017	5	2954.369	2017	2
2/24/2017	6	3325.968	2017	2
2/24/2017	7	3537.769	2017	2
2/24/2017	8	3569.168	2017	2
2/24/2017	9	3593.066	2017	2
2/24/2017	10	3694.87	2017	2
2/24/2017	11	3708.367	2017	2
2/24/2017	12	3763.871	2017	2
2/24/2017	13	3738.969	2017	2
2/24/2017	14	3703.256	2017	2
2/24/2017	15	3681.671	2017	2
2/24/2017	16	3626.673	2017	2
2/24/2017	17	3526.772	2017	2
2/24/2017	18	3577.572	2017	2
2/24/2017	19	3656.671	2017	2
2/24/2017	20	3526.97	2017	2
2/24/2017	21	3374.367	2017	2
2/24/2017	22	3249.166	2017	2
2/24/2017	23	2989.368	2017	2
2/25/2017	0	2844.967	2017	2
2/25/2017	1	2689.265	2017	2
2/25/2017	2	2618.464	2017	2
2/25/2017	3	2537.375	2017	2
2/25/2017	4	2545.461	2017	2
2/25/2017	5	2596.759	2017	2

Day	Hr	Total	Year	Month
2/25/2017	6	2820.857	2017	2
2/25/2017	7	2989.555	2017	2
2/25/2017	8	3290.854	2017	2
2/25/2017	9	3468.554	2017	2
2/25/2017	10	3575.952	2017	2
2/25/2017	11	3652.382	2017	2
2/25/2017	12	3640.655	2017	2
2/25/2017	13	3585.155	2017	2
2/25/2017	14	3534.156	2017	2
2/25/2017	15	3475.956	2017	2
2/25/2017	16	3467.656	2017	2
2/25/2017	17	3590.457	2017	2
2/25/2017	18	3765.541	2017	2
2/25/2017	19	3888.452	2017	2
2/25/2017	20	3898.856	2017	2
2/25/2017	21	3827.555	2017	2
2/25/2017	22	3768.354	2017	2
2/25/2017	23	3591.155	2017	2
2/26/2017	0	3550.053	2017	2
2/26/2017	1	3515.237	2017	2
2/26/2017	2	3443.053	2017	2
2/26/2017	3	3513.454	2017	2
2/26/2017	4	3523.753	2017	2
2/26/2017	5	3650.753	2017	2
2/26/2017	6	3786.652	2017	2
2/26/2017	7	3980.04	2017	2
2/26/2017	8	3992.849	2017	2
2/26/2017	9	3821.356	2017	2
2/26/2017	10	3722.057	2017	2
2/26/2017	11	3559.663	2017	2
2/26/2017	12	3408.263	2017	2
2/26/2017	13	3322.563	2017	2
2/26/2017	14	3181.151	2017	2
2/26/2017	15	3142.156	2017	2
2/26/2017	16	3140.36	2017	2
2/26/2017	17	3192.561	2017	2
2/26/2017	18	3456.861	2017	2
2/26/2017	19	3641.962	2017	2
2/26/2017	20	3681.061	2017	2
2/26/2017	21	3591.064	2017	2
2/26/2017	22	3482.948	2017	2
2/26/2017	23	3360.562	2017	2
2/27/2017	0	3212.758	2017	2
2/27/2017	1	3223.16	2017	2
2/27/2017	2	3147.86	2017	2
2/27/2017	3	3177.858	2017	2
2/27/2017	4	3224.46	2017	2
2/27/2017	5	3412.661	2017	2
2/27/2017	6	3824.249	2017	2
2/27/2017	7	4018.659	2017	2
2/27/2017	8	4056.46	2017	2
2/27/2017	9	4109.963	2017	2
2/27/2017	10	4178.359	2017	2
2/27/2017	11	4088.36	2017	2
2/27/2017	12	4017.566	2017	2
2/27/2017	13	3982.965	2017	2
2/27/2017	14	3826.559	2017	2
2/27/2017	15	3716.759	2017	2
2/27/2017	16	3637.669	2017	2
2/27/2017	17	3700.669	2017	2
2/27/2017	18	3770.17	2017	2
2/27/2017	19	3953.968	2017	2
2/27/2017	20	3948.266	2017	2
2/27/2017	21	3800.966	2017	2

Day	Hr	Total	Year	Month
2/27/2017	22	3596.864	2017	2
2/27/2017	23	3403.756	2017	2
2/28/2017	0	3262.851	2017	2
2/28/2017	1	3221.966	2017	2
2/28/2017	2	3168.862	2017	2
2/28/2017	3	3159.363	2017	2
2/28/2017	4	3176.861	2017	2
2/28/2017	5	3370.964	2017	2
2/28/2017	6	3695.066	2017	2
2/28/2017	7	3918.961	2017	2
2/28/2017	8	3889.153	2017	2
2/28/2017	9	3933.859	2017	2
2/28/2017	10	3906.565	2017	2
2/28/2017	11	3843.763	2017	2
2/28/2017	12	3830.867	2017	2
2/28/2017	13	3891.166	2017	2
2/28/2017	14	3800.567	2017	2
2/28/2017	15	3730.269	2017	2
2/28/2017	16	3698.968	2017	2
2/28/2017	17	3636.466	2017	2
2/28/2017	18	3797.553	2017	2
2/28/2017	19	3854.767	2017	2
2/28/2017	20	3762.668	2017	2
2/28/2017	21	3603.168	2017	2
2/28/2017	22	3398.168	2017	2
2/28/2017	23	3227.37	2017	2
3/1/2017	0	3047.566	2017	3
3/1/2017	1	2943.368	2017	3
3/1/2017	2	2868.367	2017	3
3/1/2017	3	2826.167	2017	3
3/1/2017	4	2831.352	2017	3
3/1/2017	5	2980.961	2017	3
3/1/2017	6	3278.767	2017	3
3/1/2017	7	3472.865	2017	3
3/1/2017	8	3519.068	2017	3
3/1/2017	9	3592.016	2017	3
3/1/2017	10	3632.068	2017	3
3/1/2017	11	3625.167	2017	3
3/1/2017	12	3661.468	2017	3
3/1/2017	13	3665.266	2017	3
3/1/2017	14	3632.266	2017	3
3/1/2017	15	3550.362	2017	3
3/1/2017	16	3505.467	2017	3
3/1/2017	17	3483.16	2017	3
3/1/2017	18	3623.959	2017	3
3/1/2017	19	3824.16	2017	3
3/1/2017	20	3874.559	2017	3
3/1/2017	21	3797.259	2017	3
3/1/2017	22	3670.346	2017	3
3/1/2017	23	3505.251	2017	3
3/2/2017	0	3416.558	2017	3
3/2/2017	1	3379.258	2017	3
3/2/2017	2	3284.058	2017	3
3/2/2017	3	3377.258	2017	3
3/2/2017	4	3407.058	2017	3
3/2/2017	5	3688.75	2017	3
3/2/2017	6	4111.147	2017	3
3/2/2017	7	4363.058	2017	3
3/2/2017	8	4267.859	2017	3
3/2/2017	9	4261.76	2017	3
3/2/2017	10	4225.66	2017	3
3/2/2017	11	4126.259	2017	3
3/2/2017	12	4053.158	2017	3
3/2/2017	13	3993.95	2017	3

Day	Hr	Total	Year	Month
3/2/2017	14	3899.665	2017	3
3/2/2017	15	3793.362	2017	3
3/2/2017	16	3752.665	2017	3
3/2/2017	17	3784.759	2017	3
3/2/2017	18	3998.36	2017	3
3/2/2017	19	4172.059	2017	3
3/2/2017	20	4227.853	2017	3
3/2/2017	21	4148.047	2017	3
3/2/2017	22	3982.758	2017	3
3/2/2017	23	3828.158	2017	3
3/3/2017	0	3658.256	2017	3
3/3/2017	1	3606.958	2017	3
3/3/2017	2	3590.955	2017	3
3/3/2017	3	3582.345	2017	3
3/3/2017	4	3683.851	2017	3
3/3/2017	5	3839.856	2017	3
3/3/2017	6	4334.756	2017	3
3/3/2017	7	4508.556	2017	3
3/3/2017	8	4462.958	2017	3
3/3/2017	9	4433.148	2017	3
3/3/2017	10	4354.75	2017	3
3/3/2017	11	4277.86	2017	3
3/3/2017	12	4166.358	2017	3
3/3/2017	13	4086.36	2017	3
3/3/2017	14	3977.658	2017	3
3/3/2017	15	3875.458	2017	3
3/3/2017	16	3781.647	2017	3
3/3/2017	17	3785.952	2017	3
3/3/2017	18	3960.859	2017	3
3/3/2017	19	4240.459	2017	3
3/3/2017	20	4253.057	2017	3
3/3/2017	21	4241.757	2017	3
3/3/2017	22	4112.356	2017	3
3/3/2017	23	4032.14	2017	3
3/4/2017	0	3867.352	2017	3
3/4/2017	1	3750.556	2017	3
3/4/2017	2	3720.057	2017	3
3/4/2017	3	3764.156	2017	3
3/4/2017	4	3806.655	2017	3
3/4/2017	5	3889.945	2017	3
3/4/2017	6	4043.357	2017	3
3/4/2017	7	4124.555	2017	3
3/4/2017	8	4153.804	2017	3
3/4/2017	9	4031.758	2017	3
3/4/2017	10	3922.859	2017	3
3/4/2017	11	3757.756	2017	3
3/4/2017	12	3598.349	2017	3
3/4/2017	13	3427.366	2017	3
3/4/2017	14	3277.568	2017	3
3/4/2017	15	3203.268	2017	3
3/4/2017	16	3150.87	2017	3
3/4/2017	17	3177.768	2017	3
3/4/2017	18	3267.267	2017	3
3/4/2017	19	3506.104	2017	3
3/4/2017	20	3534.746	2017	3
3/4/2017	21	3476.057	2017	3
3/4/2017	22	3414.66	2017	3
3/4/2017	23	3322.658	2017	3
3/5/2017	0	3233.558	2017	3
3/5/2017	1	3236.057	2017	3
3/5/2017	2	3201.258	2017	3
3/5/2017	3	3287.641	2017	3
3/5/2017	4	3298.655	2017	3
3/5/2017	5	3440.556	2017	3

Day	Hr	Total	Year	Month
3/5/2017	6	3563.456	2017	3
3/5/2017	7	3660.757	2017	3
3/5/2017	8	3611.76	2017	3
3/5/2017	9	3581.362	2017	3
3/5/2017	10	3412.356	2017	3
3/5/2017	11	3228.262	2017	3
3/5/2017	12	3103.066	2017	3
3/5/2017	13	3052.868	2017	3
3/5/2017	14	3059.366	2017	3
3/5/2017	15	3030.368	2017	3
3/5/2017	16	3010.566	2017	3
3/5/2017	17	3078.667	2017	3
3/5/2017	18	3235.867	2017	3
3/5/2017	19	3388.267	2017	3
3/5/2017	20	3404.452	2017	3
3/5/2017	21	3332.057	2017	3
3/5/2017	22	3192.366	2017	3
3/5/2017	23	3015.965	2017	3
3/6/2017	0	2844.667	2017	3
3/6/2017	1	2799.467	2017	3
3/6/2017	2	2812.568	2017	3
3/6/2017	3	2791.167	2017	3
3/6/2017	4	2871.164	2017	3
3/6/2017	5	3089.063	2017	3
3/6/2017	6	3503.653	2017	3
3/6/2017	7	3682.768	2017	3
3/6/2017	8	3723.468	2017	3
3/6/2017	9	3858.563	2017	3
3/6/2017	10	3865.264	2017	3
3/6/2017	11	3853.763	2017	3
3/6/2017	12	3857.862	2017	3
3/6/2017	13	3749.064	2017	3
3/6/2017	14	3694.266	2017	3
3/6/2017	15	3660.753	2017	3
3/6/2017	16	3584.265	2017	3
3/6/2017	17	3592.168	2017	3
3/6/2017	18	3768.169	2017	3
3/6/2017	19	3812.168	2017	3
3/6/2017	20	3742.567	2017	3
3/6/2017	21	3593.869	2017	3
3/6/2017	22	3400.368	2017	3
3/6/2017	23	3241.065	2017	3
3/7/2017	0	3032.466	2017	3
3/7/2017	1	2945.654	2017	3
3/7/2017	2	2839.46	2017	3
3/7/2017	3	2787.766	2017	3
3/7/2017	4	2801.664	2017	3
3/7/2017	5	3071.162	2017	3
3/7/2017	6	3404.162	2017	3
3/7/2017	7	3641.867	2017	3
3/7/2017	8	3666.767	2017	3
3/7/2017	9	3683.668	2017	3
3/7/2017	10	3697.867	2017	3
3/7/2017	11	3704.153	2017	3
3/7/2017	12	3722.56	2017	3
3/7/2017	13	3734.766	2017	3
3/7/2017	14	3690.866	2017	3
3/7/2017	15	3706.368	2017	3
3/7/2017	16	3652.766	2017	3
3/7/2017	17	3681.967	2017	3
3/7/2017	18	3778.166	2017	3
3/7/2017	19	3907.065	2017	3
3/7/2017	20	3882.464	2017	3
3/7/2017	21	3761.848	2017	3

Case No. 2018-00295
Attachment 10 to Response to Metro-1 Question No. 37(b)
Page 711 of 823
Bellar

Day	Hr	Total	Year	Month
3/7/2017	22	3569.861	2017	3
3/7/2017	23	3388.262	2017	3
3/8/2017	0	3309.459	2017	3
3/8/2017	1	3261.06	2017	3
3/8/2017	2	3213.959	2017	3
3/8/2017	3	3225.86	2017	3
3/8/2017	4	3316.858	2017	3
3/8/2017	5	3531.543	2017	3
3/8/2017	6	3924.657	2017	3
3/8/2017	7	4103.258	2017	3
3/8/2017	8	4016.461	2017	3
3/8/2017	9	3907.564	2017	3
3/8/2017	10	3842.17	2017	3
3/8/2017	11	3764.872	2017	3
3/8/2017	12	3735.771	2017	3
3/8/2017	13	3696.382	2017	3
3/8/2017	14	3645.056	2017	3
3/8/2017	15	3548.271	2017	3
3/8/2017	16	3523.572	2017	3
3/8/2017	17	3538.672	2017	3
3/8/2017	18	3631.272	2017	3
3/8/2017	19	3842.07	2017	3
3/8/2017	20	3842.869	2017	3
3/8/2017	21	3735.968	2017	3
3/8/2017	22	3563.299	2017	3
3/8/2017	23	3409.115	2017	3
3/9/2017	0	3285.952	2017	3
3/9/2017	1	3223.467	2017	3
3/9/2017	2	3191.663	2017	3
3/9/2017	3	3203.367	2017	3
3/9/2017	4	3290.161	2017	3
3/9/2017	5	3521.261	2017	3
3/9/2017	6	3877.861	2017	3
3/9/2017	7	4121.461	2017	3
3/9/2017	8	4014.355	2017	3
3/9/2017	9	3888.565	2017	3
3/9/2017	10	3823.271	2017	3
3/9/2017	11	3744.67	2017	3
3/9/2017	12	3693.871	2017	3
3/9/2017	13	3682.568	2017	3
3/9/2017	14	3671.87	2017	3
3/9/2017	15	3559.074	2017	3
3/9/2017	16	3547.176	2017	3
3/9/2017	17	3505.774	2017	3
3/9/2017	18	3606.473	2017	3
3/9/2017	19	3755.259	2017	3
3/9/2017	20	3723.366	2017	3
3/9/2017	21	3588.872	2017	3
3/9/2017	22	3326.772	2017	3
3/9/2017	23	3177.074	2017	3
3/10/2017	0	3048.537	2017	3
3/10/2017	1	2890.47	2017	3
3/10/2017	2	2821.319	2017	3
3/10/2017	3	2842.563	2017	3
3/10/2017	4	2935.953	2017	3
3/10/2017	5	3199.148	2017	3
3/10/2017	6	3590.558	2017	3
3/10/2017	7	3868.605	2017	3
3/10/2017	8	3964.308	2017	3
3/10/2017	9	4018.762	2017	3
3/10/2017	10	4033.511	2017	3
3/10/2017	11	3975.969	2017	3
3/10/2017	12	3928.404	2017	3
3/10/2017	13	3859.564	2017	3

Day	Hr	Total	Year	Month
3/10/2017	14	3762.967	2017	3
3/10/2017	15	3682.568	2017	3
3/10/2017	16	3646.067	2017	3
3/10/2017	17	3673.99	2017	3
3/10/2017	18	3839.162	2017	3
3/10/2017	19	4022.657	2017	3
3/10/2017	20	4053.645	2017	3
3/10/2017	21	3923.861	2017	3
3/10/2017	22	3857.662	2017	3
3/10/2017	23	3766.311	2017	3
3/11/2017	0	3610.76	2017	3
3/11/2017	1	3560.911	2017	3
3/11/2017	2	3546.46	2017	3
3/11/2017	3	3543.151	2017	3
3/11/2017	4	3606.9	2017	3
3/11/2017	5	3689.409	2017	3
3/11/2017	6	3821.359	2017	3
3/11/2017	7	3971.909	2017	3
3/11/2017	8	4154.31	2017	3
3/11/2017	9	4149.859	2017	3
3/11/2017	10	4092.148	2017	3
3/11/2017	11	3912.556	2017	3
3/11/2017	12	3760.664	2017	3
3/11/2017	13	3631.066	2017	3
3/11/2017	14	3557.962	2017	3
3/11/2017	15	3566.467	2017	3
3/11/2017	16	3553.564	2017	3
3/11/2017	17	3674.76	2017	3
3/11/2017	18	3774.945	2017	3
3/11/2017	19	3986.76	2017	3
3/11/2017	20	3983.111	2017	3
3/11/2017	21	3942.908	2017	3
3/11/2017	22	3838.36	2017	3
3/11/2017	23	3722.21	2017	3
3/12/2017	0	3640.058	2017	3
3/12/2017	1	3611.093	2017	3
3/12/2017	2	3616.459	2017	3
3/12/2017	3	3560.159	2017	3
3/12/2017	4	3717.258	2017	3
3/12/2017	5	3871.758	2017	3
3/12/2017	6	3958.158	2017	3
3/12/2017	7	4076.848	2017	3
3/12/2017	8	4035.901	2017	3
3/12/2017	9	3884.16	2017	3
3/12/2017	10	3811.711	2017	3
3/12/2017	11	3673.811	2017	3
3/12/2017	12	3549.512	2017	3
3/12/2017	13	3457.562	2017	3
3/12/2017	14	3317.859	2017	3
3/12/2017	15	3295.261	2017	3
3/12/2017	16	3375.365	2017	3
3/12/2017	17	3448.216	2017	3
3/12/2017	18	3574.413	2017	3
3/12/2017	19	3852.76	2017	3
3/12/2017	20	3900.861	2017	3
3/12/2017	21	3788.856	2017	3
3/12/2017	22	3603.748	2017	3
3/12/2017	23	3545.961	2017	3
3/13/2017	0	3560.76	2017	3
3/13/2017	1	3571.96	2017	3
3/13/2017	2	3617.509	2017	3
3/13/2017	3	3764.609	2017	3
3/13/2017	4	3967.654	2017	3
3/13/2017	5	4418.497	2017	3

Day	Hr	Total	Year	Month
3/13/2017	6	4720.209	2017	3
3/13/2017	7	4753.961	2017	3
3/13/2017	8	4660.16	2017	3
3/13/2017	9	4555.061	2017	3
3/13/2017	10	4405.812	2017	3
3/13/2017	11	4264.703	2017	3
3/13/2017	12	4183.453	2017	3
3/13/2017	13	4063.363	2017	3
3/13/2017	14	3932.061	2017	3
3/13/2017	15	3951.261	2017	3
3/13/2017	16	3990.361	2017	3
3/13/2017	17	4120.81	2017	3
3/13/2017	18	4177.902	2017	3
3/13/2017	19	4324.95	2017	3
3/13/2017	20	4231.808	2017	3
3/13/2017	21	4075.009	2017	3
3/13/2017	22	3877.109	2017	3
3/13/2017	23	3726.91	2017	3
3/14/2017	0	3613.758	2017	3
3/14/2017	1	3619.25	2017	3
3/14/2017	2	3691.551	2017	3
3/14/2017	3	3783.657	2017	3
3/14/2017	4	3976.956	2017	3
3/14/2017	5	4477.657	2017	3
3/14/2017	6	4803.857	2017	3
3/14/2017	7	4880.249	2017	3
3/14/2017	8	4904.347	2017	3
3/14/2017	9	4904.307	2017	3
3/14/2017	10	4833.109	2017	3
3/14/2017	11	4754.358	2017	3
3/14/2017	12	4596.259	2017	3
3/14/2017	13	4532.26	2017	3
3/14/2017	14	4416.246	2017	3
3/14/2017	15	4404.756	2017	3
3/14/2017	16	4478.26	2017	3
3/14/2017	17	4590.904	2017	3
3/14/2017	18	4635.458	2017	3
3/14/2017	19	4874.858	2017	3
3/14/2017	20	4799.302	2017	3
3/14/2017	21	4625.222	2017	3
3/14/2017	22	4419.054	2017	3
3/14/2017	23	4330.455	2017	3
3/15/2017	0	4323.157	2017	3
3/15/2017	1	4365.056	2017	3
3/15/2017	2	4349.052	2017	3
3/15/2017	3	4474.143	2017	3
3/15/2017	4	4666.357	2017	3
3/15/2017	5	5049.556	2017	3
3/15/2017	6	5368.056	2017	3
3/15/2017	7	5352.155	2017	3
3/15/2017	8	5158.545	2017	3
3/15/2017	9	5028.353	2017	3
3/15/2017	10	4909.46	2017	3
3/15/2017	11	4848.96	2017	3
3/15/2017	12	4720.11	2017	3
3/15/2017	13	4630.612	2017	3
3/15/2017	14	4493.557	2017	3
3/15/2017	15	4416.799	2017	3
3/15/2017	16	4281.112	2017	3
3/15/2017	17	4294.861	2017	3
3/15/2017	18	4448.161	2017	3
3/15/2017	19	4737.259	2017	3
3/15/2017	20	4733.459	2017	3
3/15/2017	21	4543.645	2017	3

Day	Hr	Total	Year	Month
3/15/2017	22	4423.853	2017	3
3/15/2017	23	4341.308	2017	3
3/16/2017	0	4279.709	2017	3
3/16/2017	1	4274.357	2017	3
3/16/2017	2	4372.057	2017	3
3/16/2017	3	4446.046	2017	3
3/16/2017	4	4650.649	2017	3
3/16/2017	5	5155.751	2017	3
3/16/2017	6	5433.544	2017	3
3/16/2017	7	5358.07	2017	3
3/16/2017	8	5064	2017	3
3/16/2017	9	4878.521	2017	3
3/16/2017	10	4645.753	2017	3
3/16/2017	11	4504.351	2017	3
3/16/2017	12	4303.804	2017	3
3/16/2017	13	4196.105	2017	3
3/16/2017	14	4027.305	2017	3
3/16/2017	15	3886.806	2017	3
3/16/2017	16	3820.456	2017	3
3/16/2017	17	3823.403	2017	3
3/16/2017	18	3977.851	2017	3
3/16/2017	19	4250.797	2017	3
3/16/2017	20	4252.847	2017	3
3/16/2017	21	4098.146	2017	3
3/16/2017	22	3949.995	2017	3
3/16/2017	23	3844.796	2017	3
3/17/2017	0	3797.044	2017	3
3/17/2017	1	3749.445	2017	3
3/17/2017	2	3724.744	2017	3
3/17/2017	3	3740.746	2017	3
3/17/2017	4	3889.946	2017	3
3/17/2017	5	4223.545	2017	3
3/17/2017	6	4506.594	2017	3
3/17/2017	7	4536.495	2017	3
3/17/2017	8	4529.647	2017	3
3/17/2017	9	4505.146	2017	3
3/17/2017	10	4488.345	2017	3
3/17/2017	11	4414.545	2017	3
3/17/2017	12	4378.544	2017	3
3/17/2017	13	4249.443	2017	3
3/17/2017	14	4149.443	2017	3
3/17/2017	15	4060.199	2017	3
3/17/2017	16	3940.898	2017	3
3/17/2017	17	3923.998	2017	3
3/17/2017	18	3990.6	2017	3
3/17/2017	19	3990.65	2017	3
3/17/2017	20	3845.05	2017	3
3/17/2017	21	3594.151	2017	3
3/17/2017	22	3459.75	2017	3
3/17/2017	23	3290.849	2017	3
3/18/2017	0	3085.502	2017	3
3/18/2017	1	3046.201	2017	3
3/18/2017	2	3040.649	2017	3
3/18/2017	3	2994.751	2017	3
3/18/2017	4	3070.2	2017	3
3/18/2017	5	3169.301	2017	3
3/18/2017	6	3248	2017	3
3/18/2017	7	3327.898	2017	3
3/18/2017	8	3492.553	2017	3
3/18/2017	9	3535.84	2017	3
3/18/2017	10	3522.815	2017	3
3/18/2017	11	3478.717	2017	3
3/18/2017	12	3418.867	2017	3
3/18/2017	13	3406.713	2017	3

Day	Hr	Total	Year	Month
3/18/2017	14	3322.315	2017	3
3/18/2017	15	3390.411	2017	3
3/18/2017	16	3388.027	2017	3
3/18/2017	17	3466.01	2017	3
3/18/2017	18	3568.201	2017	3
3/18/2017	19	3665.896	2017	3
3/18/2017	20	3640.009	2017	3
3/18/2017	21	3512.859	2017	3
3/18/2017	22	3387.06	2017	3
3/18/2017	23	3275.258	2017	3
3/19/2017	0	3224.409	2017	3
3/19/2017	1	3196.708	2017	3
3/19/2017	2	3200.257	2017	3
3/19/2017	3	3221.844	2017	3
3/19/2017	4	3348.351	2017	3
3/19/2017	5	3508.556	2017	3
3/19/2017	6	3627.756	2017	3
3/19/2017	7	3701.957	2017	3
3/19/2017	8	3771.359	2017	3
3/19/2017	9	3675.059	2017	3
3/19/2017	10	3604.704	2017	3
3/19/2017	11	3518.802	2017	3
3/19/2017	12	3437.767	2017	3
3/19/2017	13	3298.269	2017	3
3/19/2017	14	3195.171	2017	3
3/19/2017	15	3096.171	2017	3
3/19/2017	16	3076.771	2017	3
3/19/2017	17	3060.471	2017	3
3/19/2017	18	3249.47	2017	3
3/19/2017	19	3453.655	2017	3
3/19/2017	20	3556.501	2017	3
3/19/2017	21	3436.565	2017	3
3/19/2017	22	3314.11	2017	3
3/19/2017	23	3222.41	2017	3
3/20/2017	0	3239.864	2017	3
3/20/2017	1	3284.378	2017	3
3/20/2017	2	3342.859	2017	3
3/20/2017	3	3448.845	2017	3
3/20/2017	4	3687.955	2017	3
3/20/2017	5	4080.359	2017	3
3/20/2017	6	4321.062	2017	3
3/20/2017	7	4336.011	2017	3
3/20/2017	8	4288.012	2017	3
3/20/2017	9	4268.665	2017	3
3/20/2017	10	4218.958	2017	3
3/20/2017	11	4159.244	2017	3
3/20/2017	12	4115.166	2017	3
3/20/2017	13	3960.469	2017	3
3/20/2017	14	3788.073	2017	3
3/20/2017	15	3640.476	2017	3
3/20/2017	16	3594.473	2017	3
3/20/2017	17	3591.075	2017	3
3/20/2017	18	3620.422	2017	3
3/20/2017	19	3815.22	2017	3
3/20/2017	20	3703.372	2017	3
3/20/2017	21	3518.056	2017	3
3/20/2017	22	3309.368	2017	3
3/20/2017	23	3137.27	2017	3
3/21/2017	0	3013.269	2017	3
3/21/2017	1	2957.071	2017	3
3/21/2017	2	2947.969	2017	3
3/21/2017	3	2964.268	2017	3
3/21/2017	4	3124.368	2017	3
3/21/2017	5	3507.769	2017	3

Day	Hr	Total	Year	Month
3/21/2017	6	3797.654	2017	3
3/21/2017	7	3763.359	2017	3
3/21/2017	8	3778.562	2017	3
3/21/2017	9	3797.063	2017	3
3/21/2017	10	3776.07	2017	3
3/21/2017	11	3776.566	2017	3
3/21/2017	12	3715.969	2017	3
3/21/2017	13	3675.072	2017	3
3/21/2017	14	3593.671	2017	3
3/21/2017	15	3506.56	2017	3
3/21/2017	16	3522.066	2017	3
3/21/2017	17	3510.174	2017	3
3/21/2017	18	3562.073	2017	3
3/21/2017	19	3731.471	2017	3
3/21/2017	20	3662.218	2017	3
3/21/2017	21	3444.718	2017	3
3/21/2017	22	3228.166	2017	3
3/21/2017	23	3099.363	2017	3
3/22/2017	0	3019.144	2017	3
3/22/2017	1	3018.767	2017	3
3/22/2017	2	3112.158	2017	3
3/22/2017	3	3160.655	2017	3
3/22/2017	4	3429.554	2017	3
3/22/2017	5	3921.454	2017	3
3/22/2017	6	4273.148	2017	3
3/22/2017	7	4300.84	2017	3
3/22/2017	8	4230.154	2017	3
3/22/2017	9	4232.306	2017	3
3/22/2017	10	4120.357	2017	3
3/22/2017	11	4077.509	2017	3
3/22/2017	12	4007.958	2017	3
3/22/2017	13	3883.843	2017	3
3/22/2017	14	3780.059	2017	3
3/22/2017	15	3719.161	2017	3
3/22/2017	16	3646.558	2017	3
3/22/2017	17	3660.559	2017	3
3/22/2017	18	3813.409	2017	3
3/22/2017	19	4075.696	2017	3
3/22/2017	20	4044.597	2017	3
3/22/2017	21	3915.005	2017	3
3/22/2017	22	3805.354	2017	3
3/22/2017	23	3643.054	2017	3
3/23/2017	0	3587.653	2017	3
3/23/2017	1	3551.844	2017	3
3/23/2017	2	3624.345	2017	3
3/23/2017	3	3735.252	2017	3
3/23/2017	4	3945.301	2017	3
3/23/2017	5	4396.104	2017	3
3/23/2017	6	4583.455	2017	3
3/23/2017	7	4599	2017	3
3/23/2017	8	4463.694	2017	3
3/23/2017	9	4313.558	2017	3
3/23/2017	10	4138.509	2017	3
3/23/2017	11	3981.714	2017	3
3/23/2017	12	3869.771	2017	3
3/23/2017	13	3794.67	2017	3
3/23/2017	14	3708.57	2017	3
3/23/2017	15	3586.313	2017	3
3/23/2017	16	3542.813	2017	3
3/23/2017	17	3527.574	2017	3
3/23/2017	18	3526.87	2017	3
3/23/2017	19	3756.07	2017	3
3/23/2017	20	3702.671	2017	3
3/23/2017	21	3517.569	2017	3

Case No. 2018-00295
Attachment 10 to Response to Metro-1 Question No. 37(b)
Page 717 of 823
Bellar

Day	Hr	Total	Year	Month
3/23/2017	22	3335.869	2017	3
3/23/2017	23	3219.57	2017	3
3/24/2017	0	2989.861	2017	3
3/24/2017	1	2948.858	2017	3
3/24/2017	2	2897.965	2017	3
3/24/2017	3	2971.966	2017	3
3/24/2017	4	3137.066	2017	3
3/24/2017	5	3539.416	2017	3
3/24/2017	6	3761.416	2017	3
3/24/2017	7	3763.87	2017	3
3/24/2017	8	3749.871	2017	3
3/24/2017	9	3699.469	2017	3
3/24/2017	10	3670.258	2017	3
3/24/2017	11	3682.173	2017	3
3/24/2017	12	3672.075	2017	3
3/24/2017	13	3653.276	2017	3
3/24/2017	14	3619.577	2017	3
3/24/2017	15	3534.175	2017	3
3/24/2017	16	3541.227	2017	3
3/24/2017	17	3473.027	2017	3
3/24/2017	18	3490.879	2017	3
3/24/2017	19	3591.976	2017	3
3/24/2017	20	3539.328	2017	3
3/24/2017	21	3315.424	2017	3
3/24/2017	22	3110.673	2017	3
3/24/2017	23	2934.458	2017	3
3/25/2017	0	2788.866	2017	3
3/25/2017	1	2629.623	2017	3
3/25/2017	2	2564.222	2017	3
3/25/2017	3	2545.072	2017	3
3/25/2017	4	2617.972	2017	3
3/25/2017	5	2745.488	2017	3
3/25/2017	6	2824.072	2017	3
3/25/2017	7	2923.522	2017	3
3/25/2017	8	3069.325	2017	3
3/25/2017	9	3141.075	2017	3
3/25/2017	10	3168.177	2017	3
3/25/2017	11	3231.561	2017	3
3/25/2017	12	3184.574	2017	3
3/25/2017	13	3152.578	2017	3
3/25/2017	14	3160.179	2017	3
3/25/2017	15	3213.678	2017	3
3/25/2017	16	3221.579	2017	3
3/25/2017	17	3179.178	2017	3
3/25/2017	18	3176.278	2017	3
3/25/2017	19	3301.472	2017	3
3/25/2017	20	3189.573	2017	3
3/25/2017	21	3094.978	2017	3
3/25/2017	22	2874.776	2017	3
3/25/2017	23	2703.274	2017	3
3/26/2017	0	2551.773	2017	3
3/26/2017	1	2484.557	2017	3
3/26/2017	2	2435.819	2017	3
3/26/2017	3	2414.323	2017	3
3/26/2017	4	2440.125	2017	3
3/26/2017	5	2528.222	2017	3
3/26/2017	6	2669.272	2017	3
3/26/2017	7	2739.574	2017	3
3/26/2017	8	2940.374	2017	3
3/26/2017	9	3036.374	2017	3
3/26/2017	10	3021.125	2017	3
3/26/2017	11	3103.225	2017	3
3/26/2017	12	3088.366	2017	3
3/26/2017	13	3055.464	2017	3

Day	Hr	Total	Year	Month
3/26/2017	14	3075.327	2017	3
3/26/2017	15	3122.624	2017	3
3/26/2017	16	3137.674	2017	3
3/26/2017	17	3141.022	2017	3
3/26/2017	18	3150.022	2017	3
3/26/2017	19	3354.273	2017	3
3/26/2017	20	3319.92	2017	3
3/26/2017	21	3105.522	2017	3
3/26/2017	22	2921.971	2017	3
3/26/2017	23	2750.471	2017	3
3/27/2017	0	2655.563	2017	3
3/27/2017	1	2548.457	2017	3
3/27/2017	2	2521.721	2017	3
3/27/2017	3	2604.318	2017	3
3/27/2017	4	2781.068	2017	3
3/27/2017	5	3186.119	2017	3
3/27/2017	6	3458.321	2017	3
3/27/2017	7	3511.869	2017	3
3/27/2017	8	3555.872	2017	3
3/27/2017	9	3609.77	2017	3
3/27/2017	10	3639.567	2017	3
3/27/2017	11	3620.957	2017	3
3/27/2017	12	3606.072	2017	3
3/27/2017	13	3600.475	2017	3
3/27/2017	14	3585.277	2017	3
3/27/2017	15	3538.427	2017	3
3/27/2017	16	3586.425	2017	3
3/27/2017	17	3598.574	2017	3
3/27/2017	18	3590.573	2017	3
3/27/2017	19	3604.271	2017	3
3/27/2017	20	3480.372	2017	3
3/27/2017	21	3298.47	2017	3
3/27/2017	22	3060.96	2017	3
3/27/2017	23	2934.564	2017	3
3/28/2017	0	2805.72	2017	3
3/28/2017	1	2753.421	2017	3
3/28/2017	2	2714.17	2017	3
3/28/2017	3	2736.356	2017	3
3/28/2017	4	2910.47	2017	3
3/28/2017	5	3268.271	2017	3
3/28/2017	6	3559.47	2017	3
3/28/2017	7	3574.47	2017	3
3/28/2017	8	3645.272	2017	3
3/28/2017	9	3696.157	2017	3
3/28/2017	10	3667.569	2017	3
3/28/2017	11	3666.175	2017	3
3/28/2017	12	3695.073	2017	3
3/28/2017	13	3676.673	2017	3
3/28/2017	14	3606.672	2017	3
3/28/2017	15	3481.573	2017	3
3/28/2017	16	3484.477	2017	3
3/28/2017	17	3525.773	2017	3
3/28/2017	18	3551.275	2017	3
3/28/2017	19	3641.272	2017	3
3/28/2017	20	3599.56	2017	3
3/28/2017	21	3368.364	2017	3
3/28/2017	22	3148.171	2017	3
3/28/2017	23	2964.069	2017	3
3/29/2017	0	2867.973	2017	3
3/29/2017	1	2802.768	2017	3
3/29/2017	2	2747.919	2017	3
3/29/2017	3	2827.018	2017	3
3/29/2017	4	2954.669	2017	3
3/29/2017	5	3396.258	2017	3

Day	Hr	Total	Year	Month
3/29/2017	6	3627.956	2017	3
3/29/2017	7	3672.168	2017	3
3/29/2017	8	3667.666	2017	3
3/29/2017	9	3700.619	2017	3
3/29/2017	10	3628.817	2017	3
3/29/2017	11	3667.871	2017	3
3/29/2017	12	3624.574	2017	3
3/29/2017	13	3621.773	2017	3
3/29/2017	14	3565.723	2017	3
3/29/2017	15	3523.41	2017	3
3/29/2017	16	3507.376	2017	3
3/29/2017	17	3513.576	2017	3
3/29/2017	18	3475.874	2017	3
3/29/2017	19	3684.073	2017	3
3/29/2017	20	3586.373	2017	3
3/29/2017	21	3369.519	2017	3
3/29/2017	22	3158.721	2017	3
3/29/2017	23	2927.872	2017	3
3/30/2017	0	2820.37	2017	3
3/30/2017	1	2754.254	2017	3
3/30/2017	2	2731.267	2017	3
3/30/2017	3	2756.67	2017	3
3/30/2017	4	2916.071	2017	3
3/30/2017	5	3317.67	2017	3
3/30/2017	6	3512.869	2017	3
3/30/2017	7	3592.572	2017	3
3/30/2017	8	3643.67	2017	3
3/30/2017	9	3704.887	2017	3
3/30/2017	10	3690.224	2017	3
3/30/2017	11	3752.626	2017	3
3/30/2017	12	3760.963	2017	3
3/30/2017	13	3774.572	2017	3
3/30/2017	14	3768.378	2017	3
3/30/2017	15	3718.777	2017	3
3/30/2017	16	3689.028	2017	3
3/30/2017	17	3705.927	2017	3
3/30/2017	18	3674.792	2017	3
3/30/2017	19	3792.175	2017	3
3/30/2017	20	3703.677	2017	3
3/30/2017	21	3466.672	2017	3
3/30/2017	22	3166.275	2017	3
3/30/2017	23	2976.672	2017	3
3/31/2017	0	2876.371	2017	3
3/31/2017	1	2810.422	2017	3
3/31/2017	2	2756.705	2017	3
3/31/2017	3	2744.17	2017	3
3/31/2017	4	2892.472	2017	3
3/31/2017	5	3204.069	2017	3
3/31/2017	6	3495.47	2017	3
3/31/2017	7	3521.268	2017	3
3/31/2017	8	3558.469	2017	3
3/31/2017	9	3603.131	2017	3
3/31/2017	10	3670.92	2017	3
3/31/2017	11	3614.37	2017	3
3/31/2017	12	3618.923	2017	3
3/31/2017	13	3652.364	2017	3
3/31/2017	14	3512.12	2017	3
3/31/2017	15	3477.968	2017	3
3/31/2017	16	3510.918	2017	3
3/31/2017	17	3465.469	2017	3
3/31/2017	18	3510.168	2017	3
3/31/2017	19	3630.266	2017	3
3/31/2017	20	3525.267	2017	3
3/31/2017	21	3328.411	2017	3

Day	Hr	Total	Year	Month
3/31/2017	22	3166.853	2017	3
3/31/2017	23	3067.816	2017	3
4/1/2017	0	2914.565	2017	4
4/1/2017	1	2812.268	2017	4
4/1/2017	2	2882.762	2017	4
4/1/2017	3	2829.563	2017	4
4/1/2017	4	2828.267	2017	4
4/1/2017	5	3000.961	2017	4
4/1/2017	6	3189.757	2017	4
4/1/2017	7	3239.151	2017	4
4/1/2017	8	3326.962	2017	4
4/1/2017	9	3441.369	2017	4
4/1/2017	10	3436.369	2017	4
4/1/2017	11	3416.068	2017	4
4/1/2017	12	3320.171	2017	4
4/1/2017	13	3246.669	2017	4
4/1/2017	14	3151.371	2017	4
4/1/2017	15	3215.263	2017	4
4/1/2017	16	3219.057	2017	4
4/1/2017	17	3237.868	2017	4
4/1/2017	18	3235.016	2017	4
4/1/2017	19	3391.014	2017	4
4/1/2017	20	3363.362	2017	4
4/1/2017	21	3221.264	2017	4
4/1/2017	22	3041.366	2017	4
4/1/2017	23	2888.662	2017	4
4/2/2017	0	2860.345	2017	4
4/2/2017	1	2812.661	2017	4
4/2/2017	2	2805.916	2017	4
4/2/2017	3	2870.612	2017	4
4/2/2017	4	2921.459	2017	4
4/2/2017	5	2983.061	2017	4
4/2/2017	6	3123.76	2017	4
4/2/2017	7	3208.059	2017	4
4/2/2017	8	3246.293	2017	4
4/2/2017	9	3135.866	2017	4
4/2/2017	10	3069.62	2017	4
4/2/2017	11	3056.571	2017	4
4/2/2017	12	3023.973	2017	4
4/2/2017	13	2963.824	2017	4
4/2/2017	14	2954.527	2017	4
4/2/2017	15	2966.276	2017	4
4/2/2017	16	3011.177	2017	4
4/2/2017	17	3024.177	2017	4
4/2/2017	18	3046.363	2017	4
4/2/2017	19	3253.566	2017	4
4/2/2017	20	3220.874	2017	4
4/2/2017	21	3058.823	2017	4
4/2/2017	22	2906.221	2017	4
4/2/2017	23	2793.77	2017	4
4/3/2017	0	2688.772	2017	4
4/3/2017	1	2652.371	2017	4
4/3/2017	2	2663.42	2017	4
4/3/2017	3	2687.322	2017	4
4/3/2017	4	2837.668	2017	4
4/3/2017	5	3142.354	2017	4
4/3/2017	6	3418.068	2017	4
4/3/2017	7	3499.72	2017	4
4/3/2017	8	3596.124	2017	4
4/3/2017	9	3607.673	2017	4
4/3/2017	10	3684.875	2017	4
4/3/2017	11	3679.474	2017	4
4/3/2017	12	3675.873	2017	4
4/3/2017	13	3682.573	2017	4

Day	Hr	Total	Year	Month
4/3/2017	14	3617.575	2017	4
4/3/2017	15	3519.079	2017	4
4/3/2017	16	3478.576	2017	4
4/3/2017	17	3411.275	2017	4
4/3/2017	18	3484.873	2017	4
4/3/2017	19	3569.572	2017	4
4/3/2017	20	3532.322	2017	4
4/3/2017	21	3371.621	2017	4
4/3/2017	22	3218.522	2017	4
4/3/2017	23	3051.071	2017	4
4/4/2017	0	2897.673	2017	4
4/4/2017	1	2880.02	2017	4
4/4/2017	2	2776.871	2017	4
4/4/2017	3	2823.171	2017	4
4/4/2017	4	2948.958	2017	4
4/4/2017	5	3228.963	2017	4
4/4/2017	6	3426.571	2017	4
4/4/2017	7	3562.67	2017	4
4/4/2017	8	3622.672	2017	4
4/4/2017	9	3668.172	2017	4
4/4/2017	10	3680.472	2017	4
4/4/2017	11	3664.172	2017	4
4/4/2017	12	3673.674	2017	4
4/4/2017	13	3657.878	2017	4
4/4/2017	14	3709	2017	4
4/4/2017	15	3617.155	2017	4
4/4/2017	16	3589.278	2017	4
4/4/2017	17	3557.868	2017	4
4/4/2017	18	3495.769	2017	4
4/4/2017	19	3676.274	2017	4
4/4/2017	20	3594.672	2017	4
4/4/2017	21	3416.173	2017	4
4/4/2017	22	3207.272	2017	4
4/4/2017	23	3010.672	2017	4
4/5/2017	0	2863.272	2017	4
4/5/2017	1	2797.87	2017	4
4/5/2017	2	2784.97	2017	4
4/5/2017	3	2782.87	2017	4
4/5/2017	4	2926.66	2017	4
4/5/2017	5	3186.359	2017	4
4/5/2017	6	3406.17	2017	4
4/5/2017	7	3511.67	2017	4
4/5/2017	8	3595.924	2017	4
4/5/2017	9	3599.623	2017	4
4/5/2017	10	3681.579	2017	4
4/5/2017	11	3750.478	2017	4
4/5/2017	12	3784.98	2017	4
4/5/2017	13	3813.429	2017	4
4/5/2017	14	3828.929	2017	4
4/5/2017	15	3704.978	2017	4
4/5/2017	16	3748.144	2017	4
4/5/2017	17	3729.927	2017	4
4/5/2017	18	3640.076	2017	4
4/5/2017	19	3673.912	2017	4
4/5/2017	20	3565.415	2017	4
4/5/2017	21	3356.17	2017	4
4/5/2017	22	3188.373	2017	4
4/5/2017	23	2982.073	2017	4
4/6/2017	0	2815.819	2017	4
4/6/2017	1	2781.07	2017	4
4/6/2017	2	2706.613	2017	4
4/6/2017	3	2769.963	2017	4
4/6/2017	4	2884.961	2017	4
4/6/2017	5	3232.355	2017	4

Day	Hr	Total	Year	Month
4/6/2017	6	3469.5	2017	4
4/6/2017	7	3583.409	2017	4
4/6/2017	8	3710.161	2017	4
4/6/2017	9	3795.161	2017	4
4/6/2017	10	3912.063	2017	4
4/6/2017	11	3915.962	2017	4
4/6/2017	12	3956.661	2017	4
4/6/2017	13	3937.761	2017	4
4/6/2017	14	3910.594	2017	4
4/6/2017	15	3856.012	2017	4
4/6/2017	16	3911.762	2017	4
4/6/2017	17	3910.111	2017	4
4/6/2017	18	3846.312	2017	4
4/6/2017	19	3961.963	2017	4
4/6/2017	20	3859.017	2017	4
4/6/2017	21	3716.914	2017	4
4/6/2017	22	3562.911	2017	4
4/6/2017	23	3472.596	2017	4
4/7/2017	0	3344.261	2017	4
4/7/2017	1	3340.409	2017	4
4/7/2017	2	3306.411	2017	4
4/7/2017	3	3390.859	2017	4
4/7/2017	4	3528.359	2017	4
4/7/2017	5	3850.259	2017	4
4/7/2017	6	4048.751	2017	4
4/7/2017	7	4108.248	2017	4
4/7/2017	8	4114.061	2017	4
4/7/2017	9	4109.665	2017	4
4/7/2017	10	3994.568	2017	4
4/7/2017	11	3916.32	2017	4
4/7/2017	12	3810.823	2017	4
4/7/2017	13	3719.972	2017	4
4/7/2017	14	3579.873	2017	4
4/7/2017	15	3512.667	2017	4
4/7/2017	16	3476.864	2017	4
4/7/2017	17	3383.472	2017	4
4/7/2017	18	3407.972	2017	4
4/7/2017	19	3598.67	2017	4
4/7/2017	20	3574.87	2017	4
4/7/2017	21	3526.665	2017	4
4/7/2017	22	3368.965	2017	4
4/7/2017	23	3258.061	2017	4
4/8/2017	0	3171.054	2017	4
4/8/2017	1	3153.657	2017	4
4/8/2017	2	3205.167	2017	4
4/8/2017	3	3178.961	2017	4
4/8/2017	4	3309.861	2017	4
4/8/2017	5	3408.461	2017	4
4/8/2017	6	3539.461	2017	4
4/8/2017	7	3599.662	2017	4
4/8/2017	8	3533.769	2017	4
4/8/2017	9	3464.256	2017	4
4/8/2017	10	3377.173	2017	4
4/8/2017	11	3278.372	2017	4
4/8/2017	12	3200.176	2017	4
4/8/2017	13	3137.986	2017	4
4/8/2017	14	3119.977	2017	4
4/8/2017	15	3116.177	2017	4
4/8/2017	16	3078.876	2017	4
4/8/2017	17	3093.627	2017	4
4/8/2017	18	3111.526	2017	4
4/8/2017	19	3216.773	2017	4
4/8/2017	20	3234.972	2017	4
4/8/2017	21	3096.405	2017	4

Day	Hr	Total	Year	Month
4/8/2017	22	2952.417	2017	4
4/8/2017	23	2852.87	2017	4
4/9/2017	0	2755.27	2017	4
4/9/2017	1	2718.969	2017	4
4/9/2017	2	2757.867	2017	4
4/9/2017	3	2739.269	2017	4
4/9/2017	4	2874.215	2017	4
4/9/2017	5	2928.665	2017	4
4/9/2017	6	3029.314	2017	4
4/9/2017	7	3143.453	2017	4
4/9/2017	8	3167.071	2017	4
4/9/2017	9	3136.873	2017	4
4/9/2017	10	3061.675	2017	4
4/9/2017	11	3074.678	2017	4
4/9/2017	12	3103.576	2017	4
4/9/2017	13	3072.679	2017	4
4/9/2017	14	3124.978	2017	4
4/9/2017	15	3172.429	2017	4
4/9/2017	16	3168.027	2017	4
4/9/2017	17	3204.378	2017	4
4/9/2017	18	3202.678	2017	4
4/9/2017	19	3440.478	2017	4
4/9/2017	20	3414.377	2017	4
4/9/2017	21	3224.971	2017	4
4/9/2017	22	3000.464	2017	4
4/9/2017	23	2818.176	2017	4
4/10/2017	0	2690.174	2017	4
4/10/2017	1	2643.374	2017	4
4/10/2017	2	2610.424	2017	4
4/10/2017	3	2700.124	2017	4
4/10/2017	4	2856.775	2017	4
4/10/2017	5	3239.373	2017	4
4/10/2017	6	3460.373	2017	4
4/10/2017	7	3561.973	2017	4
4/10/2017	8	3670.574	2017	4
4/10/2017	9	3743.676	2017	4
4/10/2017	10	3816.977	2017	4
4/10/2017	11	3892.271	2017	4
4/10/2017	12	3895.264	2017	4
4/10/2017	13	3915.184	2017	4
4/10/2017	14	3978.18	2017	4
4/10/2017	15	3969.778	2017	4
4/10/2017	16	3967.829	2017	4
4/10/2017	17	3979.329	2017	4
4/10/2017	18	3860.979	2017	4
4/10/2017	19	3986.179	2017	4
4/10/2017	20	3904.279	2017	4
4/10/2017	21	3653.779	2017	4
4/10/2017	22	3297.777	2017	4
4/10/2017	23	3113.977	2017	4
4/11/2017	0	2985.125	2017	4
4/11/2017	1	2877.425	2017	4
4/11/2017	2	2813.376	2017	4
4/11/2017	3	2777.675	2017	4
4/11/2017	4	2897.976	2017	4
4/11/2017	5	3292.274	2017	4
4/11/2017	6	3559.557	2017	4
4/11/2017	7	3622.269	2017	4
4/11/2017	8	3657.977	2017	4
4/11/2017	9	3732.574	2017	4
4/11/2017	10	3804.676	2017	4
4/11/2017	11	3780.674	2017	4
4/11/2017	12	3840.875	2017	4
4/11/2017	13	3825.024	2017	4

Day	Hr	Total	Year	Month
4/11/2017	14	3735.224	2017	4
4/11/2017	15	3639.774	2017	4
4/11/2017	16	3668.773	2017	4
4/11/2017	17	3674.125	2017	4
4/11/2017	18	3606.422	2017	4
4/11/2017	19	3751.973	2017	4
4/11/2017	20	3670.726	2017	4
4/11/2017	21	3464.67	2017	4
4/11/2017	22	3200.572	2017	4
4/11/2017	23	3012.571	2017	4
4/12/2017	0	2886.774	2017	4
4/12/2017	1	2775.672	2017	4
4/12/2017	2	2754.97	2017	4
4/12/2017	3	2792.871	2017	4
4/12/2017	4	2948.38	2017	4
4/12/2017	5	3299.47	2017	4
4/12/2017	6	3505.568	2017	4
4/12/2017	7	3562.457	2017	4
4/12/2017	8	3619.964	2017	4
4/12/2017	9	3669.921	2017	4
4/12/2017	10	3651.426	2017	4
4/12/2017	11	3646.875	2017	4
4/12/2017	12	3684.578	2017	4
4/12/2017	13	3738.079	2017	4
4/12/2017	14	3803.128	2017	4
4/12/2017	15	3817.129	2017	4
4/12/2017	16	3823.679	2017	4
4/12/2017	17	3805.578	2017	4
4/12/2017	18	3667.078	2017	4
4/12/2017	19	3773.175	2017	4
4/12/2017	20	3781.276	2017	4
4/12/2017	21	3451.764	2017	4
4/12/2017	22	3216.409	2017	4
4/12/2017	23	3042.423	2017	4
4/13/2017	0	2871.671	2017	4
4/13/2017	1	2721.323	2017	4
4/13/2017	2	2688.421	2017	4
4/13/2017	3	2758.569	2017	4
4/13/2017	4	2891.372	2017	4
4/13/2017	5	3274.869	2017	4
4/13/2017	6	3480.668	2017	4
4/13/2017	7	3556.97	2017	4
4/13/2017	8	3597.471	2017	4
4/13/2017	9	3635.462	2017	4
4/13/2017	10	3698.873	2017	4
4/13/2017	11	3752.881	2017	4
4/13/2017	12	3808.678	2017	4
4/13/2017	13	3890.88	2017	4
4/13/2017	14	3951.479	2017	4
4/13/2017	15	3972.58	2017	4
4/13/2017	16	4034.879	2017	4
4/13/2017	17	4004.28	2017	4
4/13/2017	18	3941.83	2017	4
4/13/2017	19	3950.23	2017	4
4/13/2017	20	3816.48	2017	4
4/13/2017	21	3533.378	2017	4
4/13/2017	22	3240.977	2017	4
4/13/2017	23	2941.976	2017	4
4/14/2017	0	2831.974	2017	4
4/14/2017	1	2699.073	2017	4
4/14/2017	2	2611.072	2017	4
4/14/2017	3	2606.254	2017	4
4/14/2017	4	2707.371	2017	4
4/14/2017	5	3053.073	2017	4

Day	Hr	Total	Year	Month
4/14/2017	6	3143.272	2017	4
4/14/2017	7	3237.324	2017	4
4/14/2017	8	3413.124	2017	4
4/14/2017	9	3507.879	2017	4
4/14/2017	10	3570.279	2017	4
4/14/2017	11	3666.48	2017	4
4/14/2017	12	3829.329	2017	4
4/14/2017	13	3886.08	2017	4
4/14/2017	14	3970.529	2017	4
4/14/2017	15	4020.58	2017	4
4/14/2017	16	4132.579	2017	4
4/14/2017	17	3966.78	2017	4
4/14/2017	18	3860.88	2017	4
4/14/2017	19	3844.38	2017	4
4/14/2017	20	3780.18	2017	4
4/14/2017	21	3555.981	2017	4
4/14/2017	22	3267.979	2017	4
4/14/2017	23	3070.429	2017	4
4/15/2017	0	2859.829	2017	4
4/15/2017	1	2755.566	2017	4
4/15/2017	2	2681.068	2017	4
4/15/2017	3	2549.376	2017	4
4/15/2017	4	2552.276	2017	4
4/15/2017	5	2665.176	2017	4
4/15/2017	6	2770.577	2017	4
4/15/2017	7	2964.027	2017	4
4/15/2017	8	3136.428	2017	4
4/15/2017	9	3381.178	2017	4
4/15/2017	10	3493.079	2017	4
4/15/2017	11	3663.279	2017	4
4/15/2017	12	3720.379	2017	4
4/15/2017	13	3717.978	2017	4
4/15/2017	14	3777.779	2017	4
4/15/2017	15	3894.979	2017	4
4/15/2017	16	3888.929	2017	4
4/15/2017	17	3886.278	2017	4
4/15/2017	18	3792.831	2017	4
4/15/2017	19	3750.729	2017	4
4/15/2017	20	3674.331	2017	4
4/15/2017	21	3456.379	2017	4
4/15/2017	22	3239.479	2017	4
4/15/2017	23	2987.877	2017	4
4/16/2017	0	2734.779	2017	4
4/16/2017	1	2612.576	2017	4
4/16/2017	2	2525.871	2017	4
4/16/2017	3	2495.413	2017	4
4/16/2017	4	2504.726	2017	4
4/16/2017	5	2553.676	2017	4
4/16/2017	6	2611.876	2017	4
4/16/2017	7	2871.274	2017	4
4/16/2017	8	3078.476	2017	4
4/16/2017	9	3175.777	2017	4
4/16/2017	10	3351.379	2017	4
4/16/2017	11	3345.178	2017	4
4/16/2017	12	3382.788	2017	4
4/16/2017	13	3357.979	2017	4
4/16/2017	14	3411.379	2017	4
4/16/2017	15	3298.38	2017	4
4/16/2017	16	3238.878	2017	4
4/16/2017	17	3308.476	2017	4
4/16/2017	18	3339.377	2017	4
4/16/2017	19	3383.873	2017	4
4/16/2017	20	3360.457	2017	4
4/16/2017	21	3144.37	2017	4

Day	Hr	Total	Year	Month
4/16/2017	22	2883.778	2017	4
4/16/2017	23	2767.774	2017	4
4/17/2017	0	2670.973	2017	4
4/17/2017	1	2545.526	2017	4
4/17/2017	2	2585.772	2017	4
4/17/2017	3	2645.124	2017	4
4/17/2017	4	2802.425	2017	4
4/17/2017	5	3146.522	2017	4
4/17/2017	6	3410.874	2017	4
4/17/2017	7	3525.474	2017	4
4/17/2017	8	3619.28	2017	4
4/17/2017	9	3701.367	2017	4
4/17/2017	10	3820.263	2017	4
4/17/2017	11	3876.079	2017	4
4/17/2017	12	3930.13	2017	4
4/17/2017	13	3945.428	2017	4
4/17/2017	14	3945.58	2017	4
4/17/2017	15	3930.478	2017	4
4/17/2017	16	3871.978	2017	4
4/17/2017	17	3729.678	2017	4
4/17/2017	18	3684.775	2017	4
4/17/2017	19	3796.075	2017	4
4/17/2017	20	3716.976	2017	4
4/17/2017	21	3446.971	2017	4
4/17/2017	22	3180.372	2017	4
4/17/2017	23	2940.222	2017	4
4/18/2017	0	2821.913	2017	4
4/18/2017	1	2803.815	2017	4
4/18/2017	2	2763.622	2017	4
4/18/2017	3	2783.574	2017	4
4/18/2017	4	2913.821	2017	4
4/18/2017	5	3283.523	2017	4
4/18/2017	6	3448.573	2017	4
4/18/2017	7	3531.072	2017	4
4/18/2017	8	3646.478	2017	4
4/18/2017	9	3689.525	2017	4
4/18/2017	10	3742.729	2017	4
4/18/2017	11	3858.077	2017	4
4/18/2017	12	3982.38	2017	4
4/18/2017	13	4019.978	2017	4
4/18/2017	14	4002.58	2017	4
4/18/2017	15	4010.479	2017	4
4/18/2017	16	4029.369	2017	4
4/18/2017	17	4027.221	2017	4
4/18/2017	18	3909.13	2017	4
4/18/2017	19	3994.178	2017	4
4/18/2017	20	3937.278	2017	4
4/18/2017	21	3706.378	2017	4
4/18/2017	22	3392.178	2017	4
4/18/2017	23	3179.674	2017	4
4/19/2017	0	2998.875	2017	4
4/19/2017	1	2912.374	2017	4
4/19/2017	2	2840.076	2017	4
4/19/2017	3	2816.572	2017	4
4/19/2017	4	2997.273	2017	4
4/19/2017	5	3348.172	2017	4
4/19/2017	6	3541.874	2017	4
4/19/2017	7	3678.677	2017	4
4/19/2017	8	3779.96	2017	4
4/19/2017	9	3878.274	2017	4
4/19/2017	10	3947.376	2017	4
4/19/2017	11	4066.481	2017	4
4/19/2017	12	4198.978	2017	4
4/19/2017	13	4352.779	2017	4

Day	Hr	Total	Year	Month
4/19/2017	14	4379.678	2017	4
4/19/2017	15	4515.081	2017	4
4/19/2017	16	4554.528	2017	4
4/19/2017	17	4529.23	2017	4
4/19/2017	18	4369.18	2017	4
4/19/2017	19	4332.78	2017	4
4/19/2017	20	4314.047	2017	4
4/19/2017	21	4007.58	2017	4
4/19/2017	22	3633.379	2017	4
4/19/2017	23	3361.079	2017	4
4/20/2017	0	3169.177	2017	4
4/20/2017	1	3049.978	2017	4
4/20/2017	2	2905.678	2017	4
4/20/2017	3	2955.378	2017	4
4/20/2017	4	3067.576	2017	4
4/20/2017	5	3421.176	2017	4
4/20/2017	6	3541.264	2017	4
4/20/2017	7	3787.968	2017	4
4/20/2017	8	3909.878	2017	4
4/20/2017	9	4110.279	2017	4
4/20/2017	10	4307.778	2017	4
4/20/2017	11	4472.679	2017	4
4/20/2017	12	4527.779	2017	4
4/20/2017	13	4677.378	2017	4
4/20/2017	14	4690.88	2017	4
4/20/2017	15	4707.678	2017	4
4/20/2017	16	4622.88	2017	4
4/20/2017	17	4550.278	2017	4
4/20/2017	18	4391.48	2017	4
4/20/2017	19	4386.728	2017	4
4/20/2017	20	4306.129	2017	4
4/20/2017	21	3990.978	2017	4
4/20/2017	22	3679.479	2017	4
4/20/2017	23	3432.275	2017	4
4/21/2017	0	3220.679	2017	4
4/21/2017	1	3094.378	2017	4
4/21/2017	2	3009.179	2017	4
4/21/2017	3	2958.075	2017	4
4/21/2017	4	3035.223	2017	4
4/21/2017	5	3365.257	2017	4
4/21/2017	6	3552.724	2017	4
4/21/2017	7	3572.575	2017	4
4/21/2017	8	3740.825	2017	4
4/21/2017	9	3749.525	2017	4
4/21/2017	10	3782.673	2017	4
4/21/2017	11	3805.224	2017	4
4/21/2017	12	3799.322	2017	4
4/21/2017	13	3794.378	2017	4
4/21/2017	14	3815.678	2017	4
4/21/2017	15	3813.477	2017	4
4/21/2017	16	3740.274	2017	4
4/21/2017	17	3631.074	2017	4
4/21/2017	18	3580.319	2017	4
4/21/2017	19	3593.109	2017	4
4/21/2017	20	3474.773	2017	4
4/21/2017	21	3278.622	2017	4
4/21/2017	22	3073.821	2017	4
4/21/2017	23	2907.554	2017	4
4/22/2017	0	2732.92	2017	4
4/22/2017	1	2656.915	2017	4
4/22/2017	2	2588.367	2017	4
4/22/2017	3	2596.263	2017	4
4/22/2017	4	2599.148	2017	4
4/22/2017	5	2701.809	2017	4

Day	Hr	Total	Year	Month
4/22/2017	6	2846.11	2017	4
4/22/2017	7	2956.959	2017	4
4/22/2017	8	3147.56	2017	4
4/22/2017	9	3259.761	2017	4
4/22/2017	10	3323.559	2017	4
4/22/2017	11	3302.714	2017	4
4/22/2017	12	3201.648	2017	4
4/22/2017	13	3211.753	2017	4
4/22/2017	14	3188.563	2017	4
4/22/2017	15	3156.663	2017	4
4/22/2017	16	3129.564	2017	4
4/22/2017	17	3103.063	2017	4
4/22/2017	18	3090.564	2017	4
4/22/2017	19	3170.161	2017	4
4/22/2017	20	3183.855	2017	4
4/22/2017	21	3054.256	2017	4
4/22/2017	22	2901.364	2017	4
4/22/2017	23	2772.565	2017	4
4/23/2017	0	2678.462	2017	4
4/23/2017	1	2634.861	2017	4
4/23/2017	2	2562.36	2017	4
4/23/2017	3	2541.661	2017	4
4/23/2017	4	2583.745	2017	4
4/23/2017	5	2733.906	2017	4
4/23/2017	6	2807.608	2017	4
4/23/2017	7	2973.809	2017	4
4/23/2017	8	3093.712	2017	4
4/23/2017	9	3159.167	2017	4
4/23/2017	10	3128.767	2017	4
4/23/2017	11	3197.869	2017	4
4/23/2017	12	3120.56	2017	4
4/23/2017	13	3170.464	2017	4
4/23/2017	14	3112.369	2017	4
4/23/2017	15	3151.071	2017	4
4/23/2017	16	3217.921	2017	4
4/23/2017	17	3219.319	2017	4
4/23/2017	18	3235.671	2017	4
4/23/2017	19	3382.37	2017	4
4/23/2017	20	3295.571	2017	4
4/23/2017	21	3123.271	2017	4
4/23/2017	22	2963.56	2017	4
4/23/2017	23	2820.364	2017	4
4/24/2017	0	2726.871	2017	4
4/24/2017	1	2664.072	2017	4
4/24/2017	2	2679.871	2017	4
4/24/2017	3	2770.07	2017	4
4/24/2017	4	2931.419	2017	4
4/24/2017	5	3311.821	2017	4
4/24/2017	6	3472.519	2017	4
4/24/2017	7	3591.718	2017	4
4/24/2017	8	3635.306	2017	4
4/24/2017	9	3654.518	2017	4
4/24/2017	10	3622.875	2017	4
4/24/2017	11	3695.576	2017	4
4/24/2017	12	3711.886	2017	4
4/24/2017	13	3708.478	2017	4
4/24/2017	14	3731.578	2017	4
4/24/2017	15	3681.779	2017	4
4/24/2017	16	3670.179	2017	4
4/24/2017	17	3617.679	2017	4
4/24/2017	18	3670.279	2017	4
4/24/2017	19	3703.478	2017	4
4/24/2017	20	3694.078	2017	4
4/24/2017	21	3496.688	2017	4

Day	Hr	Total	Year	Month
4/24/2017	22	3222.866	2017	4
4/24/2017	23	3024.363	2017	4
4/25/2017	0	2856.973	2017	4
4/25/2017	1	2768.073	2017	4
4/25/2017	2	2719.921	2017	4
4/25/2017	3	2728.672	2017	4
4/25/2017	4	2914.72	2017	4
4/25/2017	5	3198.873	2017	4
4/25/2017	6	3388.47	2017	4
4/25/2017	7	3516.273	2017	4
4/25/2017	8	3587.475	2017	4
4/25/2017	9	3614.979	2017	4
4/25/2017	10	3695.58	2017	4
4/25/2017	11	3736.381	2017	4
4/25/2017	12	3803.975	2017	4
4/25/2017	13	3942.965	2017	4
4/25/2017	14	3965.379	2017	4
4/25/2017	15	4035.28	2017	4
4/25/2017	16	4052.579	2017	4
4/25/2017	17	4082.38	2017	4
4/25/2017	18	4007.68	2017	4
4/25/2017	19	3997.679	2017	4
4/25/2017	20	4001.28	2017	4
4/25/2017	21	3675.078	2017	4
4/25/2017	22	3363.678	2017	4
4/25/2017	23	3128.523	2017	4
4/26/2017	0	2920.125	2017	4
4/26/2017	1	2856.625	2017	4
4/26/2017	2	2789.525	2017	4
4/26/2017	3	2784.271	2017	4
4/26/2017	4	2904.723	2017	4
4/26/2017	5	3258.164	2017	4
4/26/2017	6	3428.411	2017	4
4/26/2017	7	3540.024	2017	4
4/26/2017	8	3698.128	2017	4
4/26/2017	9	3815.578	2017	4
4/26/2017	10	3961.98	2017	4
4/26/2017	11	4080.179	2017	4
4/26/2017	12	4225.53	2017	4
4/26/2017	13	4395.328	2017	4
4/26/2017	14	4511.68	2017	4
4/26/2017	15	4602.678	2017	4
4/26/2017	16	4653.28	2017	4
4/26/2017	17	4616.178	2017	4
4/26/2017	18	4497.281	2017	4
4/26/2017	19	4449.479	2017	4
4/26/2017	20	4355.681	2017	4
4/26/2017	21	4034.78	2017	4
4/26/2017	22	3703.379	2017	4
4/26/2017	23	3371.679	2017	4
4/27/2017	0	3222.679	2017	4
4/27/2017	1	3116.626	2017	4
4/27/2017	2	2992.525	2017	4
4/27/2017	3	2960.726	2017	4
4/27/2017	4	3093.208	2017	4
4/27/2017	5	3404.371	2017	4
4/27/2017	6	3660.977	2017	4
4/27/2017	7	3729.274	2017	4
4/27/2017	8	3846.074	2017	4
4/27/2017	9	3900.072	2017	4
4/27/2017	10	3943.224	2017	4
4/27/2017	11	3985.422	2017	4
4/27/2017	12	3996.274	2017	4
4/27/2017	13	3981.274	2017	4

Day	Hr	Total	Year	Month
4/27/2017	14	3922.574	2017	4
4/27/2017	15	3902.973	2017	4
4/27/2017	16	3881.877	2017	4
4/27/2017	17	3815.276	2017	4
4/27/2017	18	3706.324	2017	4
4/27/2017	19	3693.415	2017	4
4/27/2017	20	3666.46	2017	4
4/27/2017	21	3444.471	2017	4
4/27/2017	22	3217.471	2017	4
4/27/2017	23	3004.772	2017	4
4/28/2017	0	2861.372	2017	4
4/28/2017	1	2801.522	2017	4
4/28/2017	2	2765.073	2017	4
4/28/2017	3	2715.52	2017	4
4/28/2017	4	2930.371	2017	4
4/28/2017	5	3210.87	2017	4
4/28/2017	6	3415.571	2017	4
4/28/2017	7	3472.662	2017	4
4/28/2017	8	3557.863	2017	4
4/28/2017	9	3557.074	2017	4
4/28/2017	10	3642.627	2017	4
4/28/2017	11	3692.424	2017	4
4/28/2017	12	3789.176	2017	4
4/28/2017	13	3864.63	2017	4
4/28/2017	14	3926.878	2017	4
4/28/2017	15	3929.879	2017	4
4/28/2017	16	3940.729	2017	4
4/28/2017	17	3926.279	2017	4
4/28/2017	18	3891.227	2017	4
4/28/2017	19	3892.329	2017	4
4/28/2017	20	3944.179	2017	4
4/28/2017	21	3730.228	2017	4
4/28/2017	22	3561.528	2017	4
4/28/2017	23	3249.977	2017	4
4/29/2017	0	3089.168	2017	4
4/29/2017	1	2959.965	2017	4
4/29/2017	2	2869.775	2017	4
4/29/2017	3	2793.177	2017	4
4/29/2017	4	2813.274	2017	4
4/29/2017	5	2924.074	2017	4
4/29/2017	6	2995.473	2017	4
4/29/2017	7	3202.578	2017	4
4/29/2017	8	3371.623	2017	4
4/29/2017	9	3555.225	2017	4
4/29/2017	10	3700.475	2017	4
4/29/2017	11	3821.578	2017	4
4/29/2017	12	3963.579	2017	4
4/29/2017	13	4106.78	2017	4
4/29/2017	14	4287.88	2017	4
4/29/2017	15	4459.43	2017	4
4/29/2017	16	4505.229	2017	4
4/29/2017	17	4551.48	2017	4
4/29/2017	18	4373.875	2017	4
4/29/2017	19	4305.214	2017	4
4/29/2017	20	4190.58	2017	4
4/29/2017	21	3916.03	2017	4
4/29/2017	22	3614.879	2017	4
4/29/2017	23	3423.53	2017	4
4/30/2017	0	3196.529	2017	4
4/30/2017	1	3093.278	2017	4
4/30/2017	2	2909.478	2017	4
4/30/2017	3	2876.379	2017	4
4/30/2017	4	2919.379	2017	4
4/30/2017	5	2852.578	2017	4

Day	Hr	Total	Year	Month
4/30/2017	6	3002.278	2017	4
4/30/2017	7	3208.878	2017	4
4/30/2017	8	3448.427	2017	4
4/30/2017	9	3630.329	2017	4
4/30/2017	10	3682.779	2017	4
4/30/2017	11	3896.129	2017	4
4/30/2017	12	3983.529	2017	4
4/30/2017	13	4077.278	2017	4
4/30/2017	14	4176.08	2017	4
4/30/2017	15	4152.879	2017	4
4/30/2017	16	4214.78	2017	4
4/30/2017	17	4163.379	2017	4
4/30/2017	18	4007.565	2017	4
4/30/2017	19	3905.471	2017	4
4/30/2017	20	3870.579	2017	4
4/30/2017	21	3625.679	2017	4
4/30/2017	22	3328.979	2017	4
4/30/2017	23	3109.978	2017	4
5/1/2017	0	2917.177	2017	5
5/1/2017	1	2874.477	2017	5
5/1/2017	2	2856.476	2017	5
5/1/2017	3	2810.371	2017	5
5/1/2017	4	2969.975	2017	5
5/1/2017	5	3295.873	2017	5
5/1/2017	6	3537.772	2017	5
5/1/2017	7	3526.075	2017	5
5/1/2017	8	3680.768	2017	5
5/1/2017	9	3752.154	2017	5
5/1/2017	10	3789.024	2017	5
5/1/2017	11	3757.02	2017	5
5/1/2017	12	3850.973	2017	5
5/1/2017	13	3715.921	2017	5
5/1/2017	14	3701.121	2017	5
5/1/2017	15	3607.785	2017	5
5/1/2017	16	3620.071	2017	5
5/1/2017	17	3595.07	2017	5
5/1/2017	18	3548.171	2017	5
5/1/2017	19	3576.718	2017	5
5/1/2017	20	3601.249	2017	5
5/1/2017	21	3304.111	2017	5
5/1/2017	22	3062.964	2017	5
5/1/2017	23	2922.566	2017	5
5/2/2017	0	2755.167	2017	5
5/2/2017	1	2727.068	2017	5
5/2/2017	2	2696.265	2017	5
5/2/2017	3	2708.721	2017	5
5/2/2017	4	2846.413	2017	5
5/2/2017	5	3188.865	2017	5
5/2/2017	6	3366.949	2017	5
5/2/2017	7	3555.67	2017	5
5/2/2017	8	3603.87	2017	5
5/2/2017	9	3664.473	2017	5
5/2/2017	10	3669.571	2017	5
5/2/2017	11	3675.13	2017	5
5/2/2017	12	3715.722	2017	5
5/2/2017	13	3696.473	2017	5
5/2/2017	14	3691.775	2017	5
5/2/2017	15	3688.775	2017	5
5/2/2017	16	3665.977	2017	5
5/2/2017	17	3643.325	2017	5
5/2/2017	18	3605.224	2017	5
5/2/2017	19	3653.865	2017	5
5/2/2017	20	3692.763	2017	5
5/2/2017	21	3431.123	2017	5

Day	Hr	Total	Year	Month
5/2/2017	22	3217.524	2017	5
5/2/2017	23	2973.372	2017	5
5/3/2017	0	2871.171	2017	5
5/3/2017	1	2733.771	2017	5
5/3/2017	2	2718.681	2017	5
5/3/2017	3	2701.369	2017	5
5/3/2017	4	2922.969	2017	5
5/3/2017	5	3291.818	2017	5
5/3/2017	6	3455.963	2017	5
5/3/2017	7	3546.105	2017	5
5/3/2017	8	3606.118	2017	5
5/3/2017	9	3641.97	2017	5
5/3/2017	10	3677.623	2017	5
5/3/2017	11	3694.373	2017	5
5/3/2017	12	3697.072	2017	5
5/3/2017	13	3721.574	2017	5
5/3/2017	14	3704.56	2017	5
5/3/2017	15	3657.576	2017	5
5/3/2017	16	3673.524	2017	5
5/3/2017	17	3617.873	2017	5
5/3/2017	18	3548.709	2017	5
5/3/2017	19	3608.117	2017	5
5/3/2017	20	3603.07	2017	5
5/3/2017	21	3308.571	2017	5
5/3/2017	22	3143.717	2017	5
5/3/2017	23	2935.367	2017	5
5/4/2017	0	2864.92	2017	5
5/4/2017	1	2739.169	2017	5
5/4/2017	2	2720.967	2017	5
5/4/2017	3	2759.659	2017	5
5/4/2017	4	2901.907	2017	5
5/4/2017	5	3257.116	2017	5
5/4/2017	6	3440.769	2017	5
5/4/2017	7	3550.867	2017	5
5/4/2017	8	3683.262	2017	5
5/4/2017	9	3710.365	2017	5
5/4/2017	10	3769.648	2017	5
5/4/2017	11	3702.157	2017	5
5/4/2017	12	3710.506	2017	5
5/4/2017	13	3693.808	2017	5
5/4/2017	14	3634.554	2017	5
5/4/2017	15	3579.653	2017	5
5/4/2017	16	3566.152	2017	5
5/4/2017	17	3536.351	2017	5
5/4/2017	18	3561.651	2017	5
5/4/2017	19	3617.849	2017	5
5/4/2017	20	3571.549	2017	5
5/4/2017	21	3395.348	2017	5
5/4/2017	22	3169.247	2017	5
5/4/2017	23	2996.395	2017	5
5/5/2017	0	2881.592	2017	5
5/5/2017	1	2812.893	2017	5
5/5/2017	2	2773.491	2017	5
5/5/2017	3	2800.14	2017	5
5/5/2017	4	2906.94	2017	5
5/5/2017	5	3211.236	2017	5
5/5/2017	6	3397.984	2017	5
5/5/2017	7	3540.284	2017	5
5/5/2017	8	3647.253	2017	5
5/5/2017	9	3705.282	2017	5
5/5/2017	10	3680.584	2017	5
5/5/2017	11	3714.033	2017	5
5/5/2017	12	3657.733	2017	5
5/5/2017	13	3598.134	2017	5

Day	Hr	Total	Year	Month
5/5/2017	14	3574.183	2017	5
5/5/2017	15	3543.683	2017	5
5/5/2017	16	3487.233	2017	5
5/5/2017	17	3485.534	2017	5
5/5/2017	18	3489.732	2017	5
5/5/2017	19	3541.033	2017	5
5/5/2017	20	3528.433	2017	5
5/5/2017	21	3385.182	2017	5
5/5/2017	22	3141.682	2017	5
5/5/2017	23	3051.832	2017	5
5/6/2017	0	2952.333	2017	5
5/6/2017	1	2897.832	2017	5
5/6/2017	2	2826.532	2017	5
5/6/2017	3	2827.431	2017	5
5/6/2017	4	2876.633	2017	5
5/6/2017	5	2986.831	2017	5
5/6/2017	6	2991.633	2017	5
5/6/2017	7	3141.332	2017	5
5/6/2017	8	3303.932	2017	5
5/6/2017	9	3360.333	2017	5
5/6/2017	10	3380.202	2017	5
5/6/2017	11	3333.005	2017	5
5/6/2017	12	3240.755	2017	5
5/6/2017	13	3172.062	2017	5
5/6/2017	14	3085.97	2017	5
5/6/2017	15	3064.769	2017	5
5/6/2017	16	2993.871	2017	5
5/6/2017	17	2951.67	2017	5
5/6/2017	18	2972.466	2017	5
5/6/2017	19	3026.962	2017	5
5/6/2017	20	3128.955	2017	5
5/6/2017	21	3054.052	2017	5
5/6/2017	22	2835.735	2017	5
5/6/2017	23	2748.248	2017	5
5/7/2017	0	2663.051	2017	5
5/7/2017	1	2639.951	2017	5
5/7/2017	2	2679.85	2017	5
5/7/2017	3	2699.051	2017	5
5/7/2017	4	2794.244	2017	5
5/7/2017	5	2850.239	2017	5
5/7/2017	6	2881	2017	5
5/7/2017	7	2961.656	2017	5
5/7/2017	8	3083.81	2017	5
5/7/2017	9	3094.167	2017	5
5/7/2017	10	3053.268	2017	5
5/7/2017	11	3058.97	2017	5
5/7/2017	12	3044.871	2017	5
5/7/2017	13	2993.175	2017	5
5/7/2017	14	3005.261	2017	5
5/7/2017	15	2996.571	2017	5
5/7/2017	16	3044.973	2017	5
5/7/2017	17	3087.673	2017	5
5/7/2017	18	3119.072	2017	5
5/7/2017	19	3175.47	2017	5
5/7/2017	20	3284.665	2017	5
5/7/2017	21	3103.261	2017	5
5/7/2017	22	2912.959	2017	5
5/7/2017	23	2688.638	2017	5
5/8/2017	0	2684.547	2017	5
5/8/2017	1	2663.351	2017	5
5/8/2017	2	2715.151	2017	5
5/8/2017	3	2813.352	2017	5
5/8/2017	4	3074.551	2017	5
5/8/2017	5	3487.091	2017	5

Day	Hr	Total	Year	Month
5/8/2017	6	3679.142	2017	5
5/8/2017	7	3644.904	2017	5
5/8/2017	8	3657.46	2017	5
5/8/2017	9	3681.667	2017	5
5/8/2017	10	3661.769	2017	5
5/8/2017	11	3691.97	2017	5
5/8/2017	12	3654.775	2017	5
5/8/2017	13	3702.075	2017	5
5/8/2017	14	3618.376	2017	5
5/8/2017	15	3616.172	2017	5
5/8/2017	16	3609.808	2017	5
5/8/2017	17	3599.225	2017	5
5/8/2017	18	3557.174	2017	5
5/8/2017	19	3639.522	2017	5
5/8/2017	20	3584.616	2017	5
5/8/2017	21	3352.665	2017	5
5/8/2017	22	3139.763	2017	5
5/8/2017	23	2967.891	2017	5
5/9/2017	0	2805.949	2017	5
5/9/2017	1	2747.857	2017	5
5/9/2017	2	2678.078	2017	5
5/9/2017	3	2777.162	2017	5
5/9/2017	4	2867.46	2017	5
5/9/2017	5	3248.161	2017	5
5/9/2017	6	3445.96	2017	5
5/9/2017	7	3572.561	2017	5
5/9/2017	8	3631.349	2017	5
5/9/2017	9	3720.169	2017	5
5/9/2017	10	3809.226	2017	5
5/9/2017	11	3839.326	2017	5
5/9/2017	12	3945.777	2017	5
5/9/2017	13	4052.677	2017	5
5/9/2017	14	4143.377	2017	5
5/9/2017	15	4187.877	2017	5
5/9/2017	16	4239.578	2017	5
5/9/2017	17	4266.676	2017	5
5/9/2017	18	4185.178	2017	5
5/9/2017	19	4204.477	2017	5
5/9/2017	20	4151.827	2017	5
5/9/2017	21	3818.225	2017	5
5/9/2017	22	3498.126	2017	5
5/9/2017	23	3270.789	2017	5
5/10/2017	0	3048.873	2017	5
5/10/2017	1	2930.96	2017	5
5/10/2017	2	2849.967	2017	5
5/10/2017	3	2896.772	2017	5
5/10/2017	4	3034.174	2017	5
5/10/2017	5	3355.472	2017	5
5/10/2017	6	3576.472	2017	5
5/10/2017	7	3708.375	2017	5
5/10/2017	8	3846.076	2017	5
5/10/2017	9	4020.477	2017	5
5/10/2017	10	4257.977	2017	5
5/10/2017	11	4417.078	2017	5
5/10/2017	12	4621.978	2017	5
5/10/2017	13	4779.58	2017	5
5/10/2017	14	4860.179	2017	5
5/10/2017	15	4920.479	2017	5
5/10/2017	16	4943.379	2017	5
5/10/2017	17	4874.88	2017	5
5/10/2017	18	4734.779	2017	5
5/10/2017	19	4617.58	2017	5
5/10/2017	20	4603.379	2017	5
5/10/2017	21	4255.779	2017	5

Day	Hr	Total	Year	Month
5/10/2017	22	3868.08	2017	5
5/10/2017	23	3622.277	2017	5
5/11/2017	0	3396.678	2017	5
5/11/2017	1	3258.477	2017	5
5/11/2017	2	3181.278	2017	5
5/11/2017	3	3109.56	2017	5
5/11/2017	4	3256.375	2017	5
5/11/2017	5	3622.676	2017	5
5/11/2017	6	3783.326	2017	5
5/11/2017	7	3926.725	2017	5
5/11/2017	8	4079.678	2017	5
5/11/2017	9	4215.177	2017	5
5/11/2017	10	4378.131	2017	5
5/11/2017	11	4531.428	2017	5
5/11/2017	12	4568.48	2017	5
5/11/2017	13	4608.878	2017	5
5/11/2017	14	4531.58	2017	5
5/11/2017	15	4454.479	2017	5
5/11/2017	16	4388.88	2017	5
5/11/2017	17	4292.079	2017	5
5/11/2017	18	4238.178	2017	5
5/11/2017	19	4143.979	2017	5
5/11/2017	20	4147.776	2017	5
5/11/2017	21	3806.326	2017	5
5/11/2017	22	3488.025	2017	5
5/11/2017	23	3218.659	2017	5
5/12/2017	0	3018.169	2017	5
5/12/2017	1	2916.472	2017	5
5/12/2017	2	2849.075	2017	5
5/12/2017	3	2858.47	2017	5
5/12/2017	4	2995.474	2017	5
5/12/2017	5	3302.771	2017	5
5/12/2017	6	3490.174	2017	5
5/12/2017	7	3553.874	2017	5
5/12/2017	8	3646.293	2017	5
5/12/2017	9	3715.671	2017	5
5/12/2017	10	3715.172	2017	5
5/12/2017	11	3709.572	2017	5
5/12/2017	12	3688.965	2017	5
5/12/2017	13	3618.559	2017	5
5/12/2017	14	3608.849	2017	5
5/12/2017	15	3545.224	2017	5
5/12/2017	16	3472.374	2017	5
5/12/2017	17	3455.49	2017	5
5/12/2017	18	3419.672	2017	5
5/12/2017	19	3439.271	2017	5
5/12/2017	20	3474.073	2017	5
5/12/2017	21	3350.471	2017	5
5/12/2017	22	3130.57	2017	5
5/12/2017	23	2924.769	2017	5
5/13/2017	0	2781.472	2017	5
5/13/2017	1	2696.161	2017	5
5/13/2017	2	2641.659	2017	5
5/13/2017	3	2620.47	2017	5
5/13/2017	4	2629.369	2017	5
5/13/2017	5	2646.67	2017	5
5/13/2017	6	2739.471	2017	5
5/13/2017	7	2906.87	2017	5
5/13/2017	8	3020.972	2017	5
5/13/2017	9	3201.876	2017	5
5/13/2017	10	3176.777	2017	5
5/13/2017	11	3249.878	2017	5
5/13/2017	12	3286.28	2017	5
5/13/2017	13	3315.979	2017	5

Day	Hr	Total	Year	Month
5/13/2017	14	3428.58	2017	5
5/13/2017	15	3449.079	2017	5
5/13/2017	16	3537.273	2017	5
5/13/2017	17	3561.666	2017	5
5/13/2017	18	3458.98	2017	5
5/13/2017	19	3425.979	2017	5
5/13/2017	20	3429.379	2017	5
5/13/2017	21	3178.977	2017	5
5/13/2017	22	2992.977	2017	5
5/13/2017	23	2744.673	2017	5
5/14/2017	0	2629.874	2017	5
5/14/2017	1	2540.073	2017	5
5/14/2017	2	2484.77	2017	5
5/14/2017	3	2444.273	2017	5
5/14/2017	4	2509.571	2017	5
5/14/2017	5	2489.772	2017	5
5/14/2017	6	2610.67	2017	5
5/14/2017	7	2765.268	2017	5
5/14/2017	8	2944.364	2017	5
5/14/2017	9	3136.779	2017	5
5/14/2017	10	3186.979	2017	5
5/14/2017	11	3365.58	2017	5
5/14/2017	12	3518.979	2017	5
5/14/2017	13	3678.48	2017	5
5/14/2017	14	3803.879	2017	5
5/14/2017	15	3909.38	2017	5
5/14/2017	16	4043.279	2017	5
5/14/2017	17	4090.78	2017	5
5/14/2017	18	4016.279	2017	5
5/14/2017	19	3938.88	2017	5
5/14/2017	20	3901.178	2017	5
5/14/2017	21	3663.38	2017	5
5/14/2017	22	3306.478	2017	5
5/14/2017	23	3002.878	2017	5
5/15/2017	0	2804.777	2017	5
5/15/2017	1	2745.478	2017	5
5/15/2017	2	2707.176	2017	5
5/15/2017	3	2752.575	2017	5
5/15/2017	4	2903.373	2017	5
5/15/2017	5	3200.074	2017	5
5/15/2017	6	3455.84	2017	5
5/15/2017	7	3619.47	2017	5
5/15/2017	8	3870.079	2017	5
5/15/2017	9	4067.38	2017	5
5/15/2017	10	4238.779	2017	5
5/15/2017	11	4475.58	2017	5
5/15/2017	12	4604.879	2017	5
5/15/2017	13	4781.48	2017	5
5/15/2017	14	4942.679	2017	5
5/15/2017	15	5073.18	2017	5
5/15/2017	16	5093.679	2017	5
5/15/2017	17	5091.28	2017	5
5/15/2017	18	4940.38	2017	5
5/15/2017	19	4795.079	2017	5
5/15/2017	20	4628.48	2017	5
5/15/2017	21	4247.679	2017	5
5/15/2017	22	3854.38	2017	5
5/15/2017	23	3453.478	2017	5
5/16/2017	0	3191.579	2017	5
5/16/2017	1	3108.578	2017	5
5/16/2017	2	3052.178	2017	5
5/16/2017	3	3016.277	2017	5
5/16/2017	4	3092.076	2017	5
5/16/2017	5	3361.874	2017	5

Day	Hr	Total	Year	Month
5/16/2017	6	3571.663	2017	5
5/16/2017	7	3813.762	2017	5
5/16/2017	8	4017.478	2017	5
5/16/2017	9	4327.38	2017	5
5/16/2017	10	4480.579	2017	5
5/16/2017	11	4749.08	2017	5
5/16/2017	12	4922.478	2017	5
5/16/2017	13	5073.68	2017	5
5/16/2017	14	5248.779	2017	5
5/16/2017	15	5328.379	2017	5
5/16/2017	16	5341.879	2017	5
5/16/2017	17	5281.38	2017	5
5/16/2017	18	5098.179	2017	5
5/16/2017	19	4909.712	2017	5
5/16/2017	20	4763.579	2017	5
5/16/2017	21	4405.68	2017	5
5/16/2017	22	3986.279	2017	5
5/16/2017	23	3636.479	2017	5
5/17/2017	0	3392.979	2017	5
5/17/2017	1	3288.879	2017	5
5/17/2017	2	3158.078	2017	5
5/17/2017	3	3125.979	2017	5
5/17/2017	4	3225.778	2017	5
5/17/2017	5	3507.278	2017	5
5/17/2017	6	3766.178	2017	5
5/17/2017	7	3973.779	2017	5
5/17/2017	8	4201.379	2017	5
5/17/2017	9	4542.279	2017	5
5/17/2017	10	4783.03	2017	5
5/17/2017	11	4950.878	2017	5
5/17/2017	12	5095.03	2017	5
5/17/2017	13	5121.379	2017	5
5/17/2017	14	5221.529	2017	5
5/17/2017	15	5187.329	2017	5
5/17/2017	16	5177.779	2017	5
5/17/2017	17	5216.979	2017	5
5/17/2017	18	5049.38	2017	5
5/17/2017	19	4907.278	2017	5
5/17/2017	20	4802.131	2017	5
5/17/2017	21	4485.451	2017	5
5/17/2017	22	4121.28	2017	5
5/17/2017	23	3821.878	2017	5
5/18/2017	0	3604.88	2017	5
5/18/2017	1	3466.779	2017	5
5/18/2017	2	3329.58	2017	5
5/18/2017	3	3325.078	2017	5
5/18/2017	4	3447.78	2017	5
5/18/2017	5	3779.368	2017	5
5/18/2017	6	4036.167	2017	5
5/18/2017	7	4278.477	2017	5
5/18/2017	8	4445.48	2017	5
5/18/2017	9	4646.978	2017	5
5/18/2017	10	4856.48	2017	5
5/18/2017	11	5024.379	2017	5
5/18/2017	12	5176.53	2017	5
5/18/2017	13	5322.528	2017	5
5/18/2017	14	5445.98	2017	5
5/18/2017	15	5435.978	2017	5
5/18/2017	16	5414.23	2017	5
5/18/2017	17	5356.529	2017	5
5/18/2017	18	5194.48	2017	5
5/18/2017	19	5054.229	2017	5
5/18/2017	20	4903.03	2017	5
5/18/2017	21	4598.779	2017	5

Day	Hr	Total	Year	Month
5/18/2017	22	4184.88	2017	5
5/18/2017	23	3866.179	2017	5
5/19/2017	0	3546.48	2017	5
5/19/2017	1	3336.279	2017	5
5/19/2017	2	3278.779	2017	5
5/19/2017	3	3310.48	2017	5
5/19/2017	4	3326.378	2017	5
5/19/2017	5	3626.18	2017	5
5/19/2017	6	3880.879	2017	5
5/19/2017	7	4106.679	2017	5
5/19/2017	8	4362.079	2017	5
5/19/2017	9	4457.979	2017	5
5/19/2017	10	4605.38	2017	5
5/19/2017	11	4868.279	2017	5
5/19/2017	12	4986.679	2017	5
5/19/2017	13	5196.679	2017	5
5/19/2017	14	5191.479	2017	5
5/19/2017	15	5261.58	2017	5
5/19/2017	16	5150.479	2017	5
5/19/2017	17	4909.18	2017	5
5/19/2017	18	4668.429	2017	5
5/19/2017	19	4452.93	2017	5
5/19/2017	20	4343.028	2017	5
5/19/2017	21	4061.43	2017	5
5/19/2017	22	3735.778	2017	5
5/19/2017	23	3461.379	2017	5
5/20/2017	0	3246.078	2017	5
5/20/2017	1	3074.975	2017	5
5/20/2017	2	2994.561	2017	5
5/20/2017	3	2926.677	2017	5
5/20/2017	4	2919.926	2017	5
5/20/2017	5	2978.929	2017	5
5/20/2017	6	3128.177	2017	5
5/20/2017	7	3383.777	2017	5
5/20/2017	8	3699.729	2017	5
5/20/2017	9	4036.829	2017	5
5/20/2017	10	4300.68	2017	5
5/20/2017	11	4580.379	2017	5
5/20/2017	12	4777.279	2017	5
5/20/2017	13	4895.979	2017	5
5/20/2017	14	4954.98	2017	5
5/20/2017	15	5043.379	2017	5
5/20/2017	16	5036.18	2017	5
5/20/2017	17	4853.879	2017	5
5/20/2017	18	4600.88	2017	5
5/20/2017	19	4310.879	2017	5
5/20/2017	20	4092.98	2017	5
5/20/2017	21	3779.813	2017	5
5/20/2017	22	3538.73	2017	5
5/20/2017	23	3247.977	2017	5
5/21/2017	0	3138.179	2017	5
5/21/2017	1	2951.878	2017	5
5/21/2017	2	2888.279	2017	5
5/21/2017	3	2812.677	2017	5
5/21/2017	4	2779.676	2017	5
5/21/2017	5	2814.561	2017	5
5/21/2017	6	2880.574	2017	5
5/21/2017	7	3031.677	2017	5
5/21/2017	8	3198.028	2017	5
5/21/2017	9	3341.427	2017	5
5/21/2017	10	3488.329	2017	5
5/21/2017	11	3654.122	2017	5
5/21/2017	12	3772.78	2017	5
5/21/2017	13	3890.079	2017	5

Day	Hr	Total	Year	Month
5/21/2017	14	4041.48	2017	5
5/21/2017	15	4139.179	2017	5
5/21/2017	16	4278.379	2017	5
5/21/2017	17	4282.08	2017	5
5/21/2017	18	4193.48	2017	5
5/21/2017	19	3982.38	2017	5
5/21/2017	20	3943.579	2017	5
5/21/2017	21	3692.879	2017	5
5/21/2017	22	3328.878	2017	5
5/21/2017	23	3120.577	2017	5
5/22/2017	0	2943.377	2017	5
5/22/2017	1	2797.376	2017	5
5/22/2017	2	2739.075	2017	5
5/22/2017	3	2757.075	2017	5
5/22/2017	4	2854.308	2017	5
5/22/2017	5	3104.015	2017	5
5/22/2017	6	3263.174	2017	5
5/22/2017	7	3500.271	2017	5
5/22/2017	8	3674.877	2017	5
5/22/2017	9	3729.475	2017	5
5/22/2017	10	3832.279	2017	5
5/22/2017	11	3830.079	2017	5
5/22/2017	12	3970.179	2017	5
5/22/2017	13	3951.978	2017	5
5/22/2017	14	3974.879	2017	5
5/22/2017	15	4008.695	2017	5
5/22/2017	16	4029.53	2017	5
5/22/2017	17	4051.829	2017	5
5/22/2017	18	3972.43	2017	5
5/22/2017	19	3899.328	2017	5
5/22/2017	20	3886.479	2017	5
5/22/2017	21	3646.976	2017	5
5/22/2017	22	3357.377	2017	5
5/22/2017	23	3096.363	2017	5
5/23/2017	0	2939.166	2017	5
5/23/2017	1	2851.674	2017	5
5/23/2017	2	2798.774	2017	5
5/23/2017	3	2789.672	2017	5
5/23/2017	4	2945.87	2017	5
5/23/2017	5	3183.472	2017	5
5/23/2017	6	3328.074	2017	5
5/23/2017	7	3538.074	2017	5
5/23/2017	8	3655.275	2017	5
5/23/2017	9	3803.978	2017	5
5/23/2017	10	3898.078	2017	5
5/23/2017	11	4012.28	2017	5
5/23/2017	12	4126.884	2017	5
5/23/2017	13	4188.58	2017	5
5/23/2017	14	4296.478	2017	5
5/23/2017	15	4353.681	2017	5
5/23/2017	16	4325.379	2017	5
5/23/2017	17	4287.38	2017	5
5/23/2017	18	4217.279	2017	5
5/23/2017	19	4110.379	2017	5
5/23/2017	20	4011.362	2017	5
5/23/2017	21	3781.894	2017	5
5/23/2017	22	3501.477	2017	5
5/23/2017	23	3251.978	2017	5
5/24/2017	0	3062.579	2017	5
5/24/2017	1	3000.576	2017	5
5/24/2017	2	2879.977	2017	5
5/24/2017	3	2888.377	2017	5
5/24/2017	4	3004.476	2017	5
5/24/2017	5	3252.376	2017	5

Day	Hr	Total	Year	Month
5/24/2017	6	3480.075	2017	5
5/24/2017	7	3657.176	2017	5
5/24/2017	8	3779.066	2017	5
5/24/2017	9	3855.354	2017	5
5/24/2017	10	3877.247	2017	5
5/24/2017	11	3909.356	2017	5
5/24/2017	12	3892.356	2017	5
5/24/2017	13	3944.557	2017	5
5/24/2017	14	3932.957	2017	5
5/24/2017	15	3830.055	2017	5
5/24/2017	16	3757.255	2017	5
5/24/2017	17	3712.853	2017	5
5/24/2017	18	3673.553	2017	5
5/24/2017	19	3694.852	2017	5
5/24/2017	20	3639.25	2017	5
5/24/2017	21	3465.95	2017	5
5/24/2017	22	3227.549	2017	5
5/24/2017	23	3070.25	2017	5
5/25/2017	0	2926.749	2017	5
5/25/2017	1	2830.45	2017	5
5/25/2017	2	2813.549	2017	5
5/25/2017	3	2765.048	2017	5
5/25/2017	4	2926.349	2017	5
5/25/2017	5	3190.948	2017	5
5/25/2017	6	3399.049	2017	5
5/25/2017	7	3542.549	2017	5
5/25/2017	8	3662.548	2017	5
5/25/2017	9	3737.848	2017	5
5/25/2017	10	3747.049	2017	5
5/25/2017	11	3807.748	2017	5
5/25/2017	12	3798.551	2017	5
5/25/2017	13	3814.753	2017	5
5/25/2017	14	3744.455	2017	5
5/25/2017	15	3691.556	2017	5
5/25/2017	16	3649.657	2017	5
5/25/2017	17	3621.456	2017	5
5/25/2017	18	3599.056	2017	5
5/25/2017	19	3566.157	2017	5
5/25/2017	20	3618.053	2017	5
5/25/2017	21	3477.052	2017	5
5/25/2017	22	3289.55	2017	5
5/25/2017	23	3072.75	2017	5
5/26/2017	0	2931.548	2017	5
5/26/2017	1	2856.347	2017	5
5/26/2017	2	2763.146	2017	5
5/26/2017	3	2802.844	2017	5
5/26/2017	4	2875.046	2017	5
5/26/2017	5	3123.541	2017	5
5/26/2017	6	3309.148	2017	5
5/26/2017	7	3476.452	2017	5
5/26/2017	8	3577.955	2017	5
5/26/2017	9	3743.358	2017	5
5/26/2017	10	3887.872	2017	5
5/26/2017	11	3984.678	2017	5
5/26/2017	12	4030.376	2017	5
5/26/2017	13	4159.178	2017	5
5/26/2017	14	4230.276	2017	5
5/26/2017	15	4331.777	2017	5
5/26/2017	16	4357.077	2017	5
5/26/2017	17	4403.777	2017	5
5/26/2017	18	4234.476	2017	5
5/26/2017	19	4173.977	2017	5
5/26/2017	20	4173.077	2017	5
5/26/2017	21	3948.576	2017	5

Day	Hr	Total	Year	Month
5/26/2017	22	3706.775	2017	5
5/26/2017	23	3392.177	2017	5
5/27/2017	0	3214.175	2017	5
5/27/2017	1	3047.776	2017	5
5/27/2017	2	2988.775	2017	5
5/27/2017	3	2904.977	2017	5
5/27/2017	4	2893.874	2017	5
5/27/2017	5	2941.975	2017	5
5/27/2017	6	2986.876	2017	5
5/27/2017	7	3212.875	2017	5
5/27/2017	8	3398.677	2017	5
5/27/2017	9	3562.076	2017	5
5/27/2017	10	3785.078	2017	5
5/27/2017	11	3965.876	2017	5
5/27/2017	12	4187.178	2017	5
5/27/2017	13	4357.176	2017	5
5/27/2017	14	4388.045	2017	5
5/27/2017	15	4386.576	2017	5
5/27/2017	16	4270.778	2017	5
5/27/2017	17	4084.476	2017	5
5/27/2017	18	3851.827	2017	5
5/27/2017	19	3767.923	2017	5
5/27/2017	20	3664.058	2017	5
5/27/2017	21	3395.07	2017	5
5/27/2017	22	3170.574	2017	5
5/27/2017	23	2949.073	2017	5
5/28/2017	0	2773.075	2017	5
5/28/2017	1	2656.672	2017	5
5/28/2017	2	2622.872	2017	5
5/28/2017	3	2587.672	2017	5
5/28/2017	4	2523.671	2017	5
5/28/2017	5	2596.522	2017	5
5/28/2017	6	2618.423	2017	5
5/28/2017	7	2824.822	2017	5
5/28/2017	8	3039.423	2017	5
5/28/2017	9	3154.759	2017	5
5/28/2017	10	3293.372	2017	5
5/28/2017	11	3406.277	2017	5
5/28/2017	12	3469.975	2017	5
5/28/2017	13	3540.678	2017	5
5/28/2017	14	3568.876	2017	5
5/28/2017	15	3584.476	2017	5
5/28/2017	16	3645.777	2017	5
5/28/2017	17	3631.577	2017	5
5/28/2017	18	3555.476	2017	5
5/28/2017	19	3484.576	2017	5
5/28/2017	20	3468.076	2017	5
5/28/2017	21	3320.774	2017	5
5/28/2017	22	3142.275	2017	5
5/28/2017	23	2870.424	2017	5
5/29/2017	0	2802.119	2017	5
5/29/2017	1	2608.858	2017	5
5/29/2017	2	2610.471	2017	5
5/29/2017	3	2524.222	2017	5
5/29/2017	4	2534.621	2017	5
5/29/2017	5	2580.273	2017	5
5/29/2017	6	2618.971	2017	5
5/29/2017	7	2780.673	2017	5
5/29/2017	8	3086.975	2017	5
5/29/2017	9	3360.776	2017	5
5/29/2017	10	3650.778	2017	5
5/29/2017	11	3797.176	2017	5
5/29/2017	12	3960.777	2017	5
5/29/2017	13	4043.527	2017	5

Case No. 2018-00295
Attachment 10 to Response to Metro-1 Question No. 37(b)
Page 742 of 823
Bellar

Day	Hr	Total	Year	Month
5/29/2017	14	4156.027	2017	5
5/29/2017	15	4214.477	2017	5
5/29/2017	16	4256.377	2017	5
5/29/2017	17	4258.477	2017	5
5/29/2017	18	4066.077	2017	5
5/29/2017	19	3996.677	2017	5
5/29/2017	20	3949.177	2017	5
5/29/2017	21	3751.676	2017	5
5/29/2017	22	3427.476	2017	5
5/29/2017	23	3108.325	2017	5
5/30/2017	0	3053.825	2017	5
5/30/2017	1	2864.773	2017	5
5/30/2017	2	2798.557	2017	5
5/30/2017	3	2787.27	2017	5
5/30/2017	4	2955.322	2017	5
5/30/2017	5	3140.822	2017	5
5/30/2017	6	3428.723	2017	5
5/30/2017	7	3667.287	2017	5
5/30/2017	8	3981.328	2017	5
5/30/2017	9	4179.625	2017	5
5/30/2017	10	4456.127	2017	5
5/30/2017	11	4621.877	2017	5
5/30/2017	12	4769.278	2017	5
5/30/2017	13	4890.776	2017	5
5/30/2017	14	4951.927	2017	5
5/30/2017	15	4958.927	2017	5
5/30/2017	16	4942.177	2017	5
5/30/2017	17	4759.994	2017	5
5/30/2017	18	4570.078	2017	5
5/30/2017	19	4432.477	2017	5
5/30/2017	20	4240.276	2017	5
5/30/2017	21	3969.875	2017	5
5/30/2017	22	3639.574	2017	5
5/30/2017	23	3321.372	2017	5
5/31/2017	0	3085.055	2017	5
5/31/2017	1	3016.866	2017	5
5/31/2017	2	2938.868	2017	5
5/31/2017	3	2877.469	2017	5
5/31/2017	4	2922.071	2017	5
5/31/2017	5	3181.871	2017	5
5/31/2017	6	3363.921	2017	5
5/31/2017	7	3564.122	2017	5
5/31/2017	8	3817.226	2017	5
5/31/2017	9	4005.576	2017	5
5/31/2017	10	4257.58	2017	5
5/31/2017	11	4440.819	2017	5
5/31/2017	12	4654.421	2017	5
5/31/2017	13	4791.846	2017	5
5/31/2017	14	4943.556	2017	5
5/31/2017	15	5021.436	2017	5
5/31/2017	16	4997.487	2017	5
5/31/2017	17	4954.523	2017	5
5/31/2017	18	4821.98	2017	5
5/31/2017	19	4564.778	2017	5
5/31/2017	20	4454.008	2017	5
5/31/2017	21	4116.999	2017	5
5/31/2017	22	3792.882	2017	5
5/31/2017	23	3523.066	2017	5
6/1/2017	0	3283.091	2017	6
6/1/2017	1	3066.569	2017	6
6/1/2017	2	3026.354	2017	6
6/1/2017	3	2950.585	2017	6
6/1/2017	4	3033.784	2017	6
6/1/2017	5	3184.23	2017	6

Day	Hr	Total	Year	Month
6/1/2017	6	3483.641	2017	6
6/1/2017	7	3633.958	2017	6
6/1/2017	8	3927.62	2017	6
6/1/2017	9	4091.913	2017	6
6/1/2017	10	4330.114	2017	6
6/1/2017	11	4525.654	2017	6
6/1/2017	12	4629.414	2017	6
6/1/2017	13	4889.604	2017	6
6/1/2017	14	5040.201	2017	6
6/1/2017	15	5062.498	2017	6
6/1/2017	16	5060.54	2017	6
6/1/2017	17	4990.422	2017	6
6/1/2017	18	4823.015	2017	6
6/1/2017	19	4624.814	2017	6
6/1/2017	20	4434.814	2017	6
6/1/2017	21	4144.17	2017	6
6/1/2017	22	3772.659	2017	6
6/1/2017	23	3414.629	2017	6
6/2/2017	0	3192.626	2017	6
6/2/2017	1	3009.446	2017	6
6/2/2017	2	2938.677	2017	6
6/2/2017	3	2872.578	2017	6
6/2/2017	4	2985.975	2017	6
6/2/2017	5	3124.745	2017	6
6/2/2017	6	3386.033	2017	6
6/2/2017	7	3629.926	2017	6
6/2/2017	8	3873.241	2017	6
6/2/2017	9	4134.014	2017	6
6/2/2017	10	4349.152	2017	6
6/2/2017	11	4550.785	2017	6
6/2/2017	12	4721.346	2017	6
6/2/2017	13	4901.503	2017	6
6/2/2017	14	4995.659	2017	6
6/2/2017	15	5101.211	2017	6
6/2/2017	16	5096.576	2017	6
6/2/2017	17	5044.646	2017	6
6/2/2017	18	4894.717	2017	6
6/2/2017	19	4624.135	2017	6
6/2/2017	20	4466.763	2017	6
6/2/2017	21	4119.469	2017	6
6/2/2017	22	3754.782	2017	6
6/2/2017	23	3481.344	2017	6
6/3/2017	0	3190.525	2017	6
6/3/2017	1	2994.795	2017	6
6/3/2017	2	2877.976	2017	6
6/3/2017	3	2789.985	2017	6
6/3/2017	4	2793.825	2017	6
6/3/2017	5	2806.111	2017	6
6/3/2017	6	2894.996	2017	6
6/3/2017	7	3132.982	2017	6
6/3/2017	8	3417.203	2017	6
6/3/2017	9	3696.032	2017	6
6/3/2017	10	3984.687	2017	6
6/3/2017	11	4214.455	2017	6
6/3/2017	12	4406.4	2017	6
6/3/2017	13	4546.433	2017	6
6/3/2017	14	4743.618	2017	6
6/3/2017	15	4860.986	2017	6
6/3/2017	16	4917.189	2017	6
6/3/2017	17	4897.228	2017	6
6/3/2017	18	4699.912	2017	6
6/3/2017	19	4461.272	2017	6
6/3/2017	20	4300.995	2017	6
6/3/2017	21	3992.556	2017	6

Day	Hr	Total	Year	Month
6/3/2017	22	3601.615	2017	6
6/3/2017	23	3336.11	2017	6
6/4/2017	0	3085.699	2017	6
6/4/2017	1	2878.287	2017	6
6/4/2017	2	2785.038	2017	6
6/4/2017	3	2676.496	2017	6
6/4/2017	4	2707.53	2017	6
6/4/2017	5	2675.178	2017	6
6/4/2017	6	2790.935	2017	6
6/4/2017	7	3032.184	2017	6
6/4/2017	8	3310.594	2017	6
6/4/2017	9	3617.817	2017	6
6/4/2017	10	3894.814	2017	6
6/4/2017	11	4168.108	2017	6
6/4/2017	12	4402.824	2017	6
6/4/2017	13	4586.763	2017	6
6/4/2017	14	4707.862	2017	6
6/4/2017	15	4839.097	2017	6
6/4/2017	16	4959.509	2017	6
6/4/2017	17	4867.011	2017	6
6/4/2017	18	4722.343	2017	6
6/4/2017	19	4601.714	2017	6
6/4/2017	20	4532.05	2017	6
6/4/2017	21	4258.417	2017	6
6/4/2017	22	3999.877	2017	6
6/4/2017	23	3658.752	2017	6
6/5/2017	0	3495.684	2017	6
6/5/2017	1	3335.036	2017	6
6/5/2017	2	3278.26	2017	6
6/5/2017	3	3283.86	2017	6
6/5/2017	4	3358.513	2017	6
6/5/2017	5	3562.029	2017	6
6/5/2017	6	3780.47	2017	6
6/5/2017	7	4039.733	2017	6
6/5/2017	8	4196.534	2017	6
6/5/2017	9	4348.497	2017	6
6/5/2017	10	4462.873	2017	6
6/5/2017	11	4611.974	2017	6
6/5/2017	12	4777.176	2017	6
6/5/2017	13	4970.474	2017	6
6/5/2017	14	5051.145	2017	6
6/5/2017	15	5055.112	2017	6
6/5/2017	16	5108.478	2017	6
6/5/2017	17	5065.212	2017	6
6/5/2017	18	4693.81	2017	6
6/5/2017	19	4459.211	2017	6
6/5/2017	20	4333.844	2017	6
6/5/2017	21	4083.8	2017	6
6/5/2017	22	3736.088	2017	6
6/5/2017	23	3464.659	2017	6
6/6/2017	0	3292.237	2017	6
6/6/2017	1	3124.474	2017	6
6/6/2017	2	3024.885	2017	6
6/6/2017	3	3027.002	2017	6
6/6/2017	4	3103.12	2017	6
6/6/2017	5	3275.481	2017	6
6/6/2017	6	3438.976	2017	6
6/6/2017	7	3638.288	2017	6
6/6/2017	8	3894.912	2017	6
6/6/2017	9	3974.014	2017	6
6/6/2017	10	4175.493	2017	6
6/6/2017	11	4341.823	2017	6
6/6/2017	12	4439.338	2017	6
6/6/2017	13	4593.142	2017	6

Day	Hr	Total	Year	Month
6/6/2017	14	4669.348	2017	6
6/6/2017	15	4752.82	2017	6
6/6/2017	16	4739.224	2017	6
6/6/2017	17	4681.217	2017	6
6/6/2017	18	4500.416	2017	6
6/6/2017	19	4304.748	2017	6
6/6/2017	20	4191.006	2017	6
6/6/2017	21	3957.109	2017	6
6/6/2017	22	3602.566	2017	6
6/6/2017	23	3277.288	2017	6
6/7/2017	0	3151.95	2017	6
6/7/2017	1	2969.271	2017	6
6/7/2017	2	2852.616	2017	6
6/7/2017	3	2880.216	2017	6
6/7/2017	4	2984.128	2017	6
6/7/2017	5	3156.564	2017	6
6/7/2017	6	3361.934	2017	6
6/7/2017	7	3560.448	2017	6
6/7/2017	8	3670.348	2017	6
6/7/2017	9	3853.452	2017	6
6/7/2017	10	3946.261	2017	6
6/7/2017	11	4003.564	2017	6
6/7/2017	12	4029.395	2017	6
6/7/2017	13	4101.799	2017	6
6/7/2017	14	4083.625	2017	6
6/7/2017	15	4002.61	2017	6
6/7/2017	16	3898.764	2017	6
6/7/2017	17	3881.544	2017	6
6/7/2017	18	3773.814	2017	6
6/7/2017	19	3722.964	2017	6
6/7/2017	20	3756.932	2017	6
6/7/2017	21	3620.987	2017	6
6/7/2017	22	3311.403	2017	6
6/7/2017	23	3128.94	2017	6
6/8/2017	0	2970.389	2017	6
6/8/2017	1	2847.556	2017	6
6/8/2017	2	2795.956	2017	6
6/8/2017	3	2775.094	2017	6
6/8/2017	4	2896.729	2017	6
6/8/2017	5	3104.282	2017	6
6/8/2017	6	3303.782	2017	6
6/8/2017	7	3479.633	2017	6
6/8/2017	8	3586.877	2017	6
6/8/2017	9	3735.477	2017	6
6/8/2017	10	3872.977	2017	6
6/8/2017	11	3910.229	2017	6
6/8/2017	12	3917.728	2017	6
6/8/2017	13	4070.629	2017	6
6/8/2017	14	4066.978	2017	6
6/8/2017	15	4071.529	2017	6
6/8/2017	16	4156.478	2017	6
6/8/2017	17	4171.68	2017	6
6/8/2017	18	4096.128	2017	6
6/8/2017	19	3962.63	2017	6
6/8/2017	20	3917.127	2017	6
6/8/2017	21	3705.679	2017	6
6/8/2017	22	3424.727	2017	6
6/8/2017	23	3135.825	2017	6
6/9/2017	0	2968.525	2017	6
6/9/2017	1	2853.575	2017	6
6/9/2017	2	2785.059	2017	6
6/9/2017	3	2769.966	2017	6
6/9/2017	4	2867.174	2017	6
6/9/2017	5	3010.074	2017	6

Day	Hr	Total	Year	Month
6/9/2017	6	3259.874	2017	6
6/9/2017	7	3484.676	2017	6
6/9/2017	8	3605.728	2017	6
6/9/2017	9	3800.828	2017	6
6/9/2017	10	4008.18	2017	6
6/9/2017	11	4130.102	2017	6
6/9/2017	12	4311.029	2017	6
6/9/2017	13	4467.878	2017	6
6/9/2017	14	4628.179	2017	6
6/9/2017	15	4741.979	2017	6
6/9/2017	16	4784.278	2017	6
6/9/2017	17	4776.58	2017	6
6/9/2017	18	4602.178	2017	6
6/9/2017	19	4383.48	2017	6
6/9/2017	20	4234.978	2017	6
6/9/2017	21	4020.48	2017	6
6/9/2017	22	3618.678	2017	6
6/9/2017	23	3350.979	2017	6
6/10/2017	0	3077.378	2017	6
6/10/2017	1	2969.078	2017	6
6/10/2017	2	2818.778	2017	6
6/10/2017	3	2735.079	2017	6
6/10/2017	4	2751.976	2017	6
6/10/2017	5	2760.476	2017	6
6/10/2017	6	2832.859	2017	6
6/10/2017	7	3074.823	2017	6
6/10/2017	8	3285.629	2017	6
6/10/2017	9	3609.38	2017	6
6/10/2017	10	3838.278	2017	6
6/10/2017	11	4035.929	2017	6
6/10/2017	12	4224.028	2017	6
6/10/2017	13	4397.203	2017	6
6/10/2017	14	4540.878	2017	6
6/10/2017	15	4694.779	2017	6
6/10/2017	16	4722.928	2017	6
6/10/2017	17	4683.03	2017	6
6/10/2017	18	4562.878	2017	6
6/10/2017	19	4379.329	2017	6
6/10/2017	20	4207.68	2017	6
6/10/2017	21	3994.229	2017	6
6/10/2017	22	3632.479	2017	6
6/10/2017	23	3361.579	2017	6
6/11/2017	0	3106.179	2017	6
6/11/2017	1	2937.379	2017	6
6/11/2017	2	2835.2	2017	6
6/11/2017	3	2774	2017	6
6/11/2017	4	2782.2	2017	6
6/11/2017	5	2703.7	2017	6
6/11/2017	6	2794.65	2017	6
6/11/2017	7	3126.85	2017	6
6/11/2017	8	3524.4	2017	6
6/11/2017	9	3814	2017	6
6/11/2017	10	4200.4	2017	6
6/11/2017	11	4400.7	2017	6
6/11/2017	12	4577.5	2017	6
6/11/2017	13	4702.324	2017	6
6/11/2017	14	4779.9	2017	6
6/11/2017	15	4882.4	2017	6
6/11/2017	16	4965	2017	6
6/11/2017	17	4994.3	2017	6
6/11/2017	18	4930.9	2017	6
6/11/2017	19	4762.5	2017	6
6/11/2017	20	4631.3	2017	6
6/11/2017	21	4371.6	2017	6

Day	Hr	Total	Year	Month
6/11/2017	22	3995.5	2017	6
6/11/2017	23	3660.4	2017	6
6/12/2017	0	3428.7	2017	6
6/12/2017	1	3347.768	2017	6
6/12/2017	2	3183	2017	6
6/12/2017	3	3268	2017	6
6/12/2017	4	3331	2017	6
6/12/2017	5	3558.2	2017	6
6/12/2017	6	3855.4	2017	6
6/12/2017	7	4213.65	2017	6
6/12/2017	8	4608.9	2017	6
6/12/2017	9	5017.95	2017	6
6/12/2017	10	5302.1	2017	6
6/12/2017	11	5518.95	2017	6
6/12/2017	12	5602.75	2017	6
6/12/2017	13	5668.6	2017	6
6/12/2017	14	5795.8	2017	6
6/12/2017	15	5849	2017	6
6/12/2017	16	5882.8	2017	6
6/12/2017	17	5807.4	2017	6
6/12/2017	18	5694.8	2017	6
6/12/2017	19	5505.6	2017	6
6/12/2017	20	5372.6	2017	6
6/12/2017	21	5052.8	2017	6
6/12/2017	22	4629.287	2017	6
6/12/2017	23	4251.45	2017	6
6/13/2017	0	3973.3	2017	6
6/13/2017	1	3782.5	2017	6
6/13/2017	2	3670.85	2017	6
6/13/2017	3	3587.25	2017	6
6/13/2017	4	3676.9	2017	6
6/13/2017	5	3848.5	2017	6
6/13/2017	6	4060.65	2017	6
6/13/2017	7	4462.5	2017	6
6/13/2017	8	4834.95	2017	6
6/13/2017	9	5283.221	2017	6
6/13/2017	10	5534.5	2017	6
6/13/2017	11	5753.3	2017	6
6/13/2017	12	5941.7	2017	6
6/13/2017	13	6077.6	2017	6
6/13/2017	14	6034.45	2017	6
6/13/2017	15	5891.65	2017	6
6/13/2017	16	5532.3	2017	6
6/13/2017	17	5219.4	2017	6
6/13/2017	18	4975.3	2017	6
6/13/2017	19	4794.322	2017	6
6/13/2017	20	4736	2017	6
6/13/2017	21	4451.5	2017	6
6/13/2017	22	4179.3	2017	6
6/13/2017	23	3828.2	2017	6
6/14/2017	0	3560.4	2017	6
6/14/2017	1	3487.4	2017	6
6/14/2017	2	3338.7	2017	6
6/14/2017	3	3314.5	2017	6
6/14/2017	4	3382.75	2017	6
6/14/2017	5	3605.95	2017	6
6/14/2017	6	3871.7	2017	6
6/14/2017	7	4210.4	2017	6
6/14/2017	8	4589.637	2017	6
6/14/2017	9	4946.9	2017	6
6/14/2017	10	5308.7	2017	6
6/14/2017	11	5514	2017	6
6/14/2017	12	5763.5	2017	6
6/14/2017	13	5880.1	2017	6

Day	Hr	Total	Year	Month
6/14/2017	14	5909.3	2017	6
6/14/2017	15	5807.1	2017	6
6/14/2017	16	5784.9	2017	6
6/14/2017	17	5690.9	2017	6
6/14/2017	18	5519.5	2017	6
6/14/2017	19	5316.5	2017	6
6/14/2017	20	5182.2	2017	6
6/14/2017	21	4920.4	2017	6
6/14/2017	22	4507.6	2017	6
6/14/2017	23	4166	2017	6
6/15/2017	0	3835.9	2017	6
6/15/2017	1	3679.5	2017	6
6/15/2017	2	3615.2	2017	6
6/15/2017	3	3503.85	2017	6
6/15/2017	4	3570.45	2017	6
6/15/2017	5	3794.9	2017	6
6/15/2017	6	3898.2	2017	6
6/15/2017	7	4141.4	2017	6
6/15/2017	8	4348.6	2017	6
6/15/2017	9	4729.9	2017	6
6/15/2017	10	4906.7	2017	6
6/15/2017	11	5113.8	2017	6
6/15/2017	12	5251.6	2017	6
6/15/2017	13	5271.7	2017	6
6/15/2017	14	5258.6	2017	6
6/15/2017	15	5294.7	2017	6
6/15/2017	16	5237.8	2017	6
6/15/2017	17	5091.926	2017	6
6/15/2017	18	4963.6	2017	6
6/15/2017	19	4837.35	2017	6
6/15/2017	20	4784.35	2017	6
6/15/2017	21	4507.9	2017	6
6/15/2017	22	4174.4	2017	6
6/15/2017	23	3836.2	2017	6
6/16/2017	0	3589	2017	6
6/16/2017	1	3411.4	2017	6
6/16/2017	2	3302.8	2017	6
6/16/2017	3	3203.35	2017	6
6/16/2017	4	3371.2	2017	6
6/16/2017	5	3500.45	2017	6
6/16/2017	6	3678.3	2017	6
6/16/2017	7	3934.9	2017	6
6/16/2017	8	4197.7	2017	6
6/16/2017	9	4446.6	2017	6
6/16/2017	10	4795.9	2017	6
6/16/2017	11	5007.15	2017	6
6/16/2017	12	5226	2017	6
6/16/2017	13	5435.85	2017	6
6/16/2017	14	5523.5	2017	6
6/16/2017	15	5587.2	2017	6
6/16/2017	16	5575.9	2017	6
6/16/2017	17	5603.2	2017	6
6/16/2017	18	5353.8	2017	6
6/16/2017	19	5152	2017	6
6/16/2017	20	4918.5	2017	6
6/16/2017	21	4614.6	2017	6
6/16/2017	22	4282.3	2017	6
6/16/2017	23	3939.6	2017	6
6/17/2017	0	3647.7	2017	6
6/17/2017	1	3397.1	2017	6
6/17/2017	2	3284.8	2017	6
6/17/2017	3	3199.2	2017	6
6/17/2017	4	3112.4	2017	6
6/17/2017	5	3094.6	2017	6

Day	Hr	Total	Year	Month
6/17/2017	6	3284.9	2017	6
6/17/2017	7	3540	2017	6
6/17/2017	8	3914.6	2017	6
6/17/2017	9	4330	2017	6
6/17/2017	10	4617.2	2017	6
6/17/2017	11	4858.5	2017	6
6/17/2017	12	5019.7	2017	6
6/17/2017	13	5141.6	2017	6
6/17/2017	14	5260.7	2017	6
6/17/2017	15	5381.2	2017	6
6/17/2017	16	5413.1	2017	6
6/17/2017	17	5326.8	2017	6
6/17/2017	18	5212.3	2017	6
6/17/2017	19	5004.55	2017	6
6/17/2017	20	4811.95	2017	6
6/17/2017	21	4601.4	2017	6
6/17/2017	22	4234.804	2017	6
6/17/2017	23	3911.8	2017	6
6/18/2017	0	3600.6	2017	6
6/18/2017	1	3442.804	2017	6
6/18/2017	2	3306.2	2017	6
6/18/2017	3	3247.5	2017	6
6/18/2017	4	3218.9	2017	6
6/18/2017	5	3220.9	2017	6
6/18/2017	6	3308	2017	6
6/18/2017	7	3491.4	2017	6
6/18/2017	8	3759.7	2017	6
6/18/2017	9	4056.7	2017	6
6/18/2017	10	4342.5	2017	6
6/18/2017	11	4580.2	2017	6
6/18/2017	12	4807.222	2017	6
6/18/2017	13	4945.2	2017	6
6/18/2017	14	4945.5	2017	6
6/18/2017	15	4902.7	2017	6
6/18/2017	16	4757.9	2017	6
6/18/2017	17	4588.1	2017	6
6/18/2017	18	4495	2017	6
6/18/2017	19	4395.6	2017	6
6/18/2017	20	4334.2	2017	6
6/18/2017	21	4127.9	2017	6
6/18/2017	22	3852.6	2017	6
6/18/2017	23	3565.15	2017	6
6/19/2017	0	3358.25	2017	6
6/19/2017	1	3219.4	2017	6
6/19/2017	2	3165.5	2017	6
6/19/2017	3	3140.7	2017	6
6/19/2017	4	3211.4	2017	6
6/19/2017	5	3416.4	2017	6
6/19/2017	6	3763.7	2017	6
6/19/2017	7	4054.8	2017	6
6/19/2017	8	4330.9	2017	6
6/19/2017	9	4631.9	2017	6
6/19/2017	10	4814.7	2017	6
6/19/2017	11	4975.4	2017	6
6/19/2017	12	5047.3	2017	6
6/19/2017	13	5139.8	2017	6
6/19/2017	14	5197.8	2017	6
6/19/2017	15	5197.825	2017	6
6/19/2017	16	5164.3	2017	6
6/19/2017	17	5108.9	2017	6
6/19/2017	18	5001.5	2017	6
6/19/2017	19	4820.3	2017	6
6/19/2017	20	4629.7	2017	6
6/19/2017	21	4341.4	2017	6

Day	Hr	Total	Year	Month
6/19/2017	22	3923.3	2017	6
6/19/2017	23	3619.4	2017	6
6/20/2017	0	3374	2017	6
6/20/2017	1	3225.5	2017	6
6/20/2017	2	3119.9	2017	6
6/20/2017	3	3103.2	2017	6
6/20/2017	4	3219.7	2017	6
6/20/2017	5	3386.2	2017	6
6/20/2017	6	3607.5	2017	6
6/20/2017	7	3928.9	2017	6
6/20/2017	8	4221.2	2017	6
6/20/2017	9	4503.9	2017	6
6/20/2017	10	4800.1	2017	6
6/20/2017	11	4990.5	2017	6
6/20/2017	12	5248	2017	6
6/20/2017	13	5366.1	2017	6
6/20/2017	14	5453.4	2017	6
6/20/2017	15	5514	2017	6
6/20/2017	16	5525.1	2017	6
6/20/2017	17	5446.8	2017	6
6/20/2017	18	5287.1	2017	6
6/20/2017	19	5056	2017	6
6/20/2017	20	4859.7	2017	6
6/20/2017	21	4596.4	2017	6
6/20/2017	22	4185	2017	6
6/20/2017	23	3830.1	2017	6
6/21/2017	0	3512.7	2017	6
6/21/2017	1	3355.4	2017	6
6/21/2017	2	3158.2	2017	6
6/21/2017	3	3206.3	2017	6
6/21/2017	4	3306.7	2017	6
6/21/2017	5	3402.5	2017	6
6/21/2017	6	3722.1	2017	6
6/21/2017	7	4055.1	2017	6
6/21/2017	8	4319.7	2017	6
6/21/2017	9	4736.5	2017	6
6/21/2017	10	5061.5	2017	6
6/21/2017	11	5326.8	2017	6
6/21/2017	12	5577	2017	6
6/21/2017	13	5783	2017	6
6/21/2017	14	5900.522	2017	6
6/21/2017	15	5862.3	2017	6
6/21/2017	16	5763.1	2017	6
6/21/2017	17	5689	2017	6
6/21/2017	18	5486.9	2017	6
6/21/2017	19	5268.9	2017	6
6/21/2017	20	5217.1	2017	6
6/21/2017	21	4901.9	2017	6
6/21/2017	22	4517.3	2017	6
6/21/2017	23	4161.3	2017	6
6/22/2017	0	3870.7	2017	6
6/22/2017	1	3643.8	2017	6
6/22/2017	2	3480.7	2017	6
6/22/2017	3	3428.2	2017	6
6/22/2017	4	3505.1	2017	6
6/22/2017	5	3679.2	2017	6
6/22/2017	6	3887.7	2017	6
6/22/2017	7	4140	2017	6
6/22/2017	8	4390	2017	6
6/22/2017	9	4576.9	2017	6
6/22/2017	10	4751.5	2017	6
6/22/2017	11	4794.5	2017	6
6/22/2017	12	4796.023	2017	6
6/22/2017	13	4739.1	2017	6

Day	Hr	Total	Year	Month
6/22/2017	14	4660.1	2017	6
6/22/2017	15	4506.4	2017	6
6/22/2017	16	4422.1	2017	6
6/22/2017	17	4368	2017	6
6/22/2017	18	4252.8	2017	6
6/22/2017	19	4208.6	2017	6
6/22/2017	20	4204.8	2017	6
6/22/2017	21	4051	2017	6
6/22/2017	22	3818.1	2017	6
6/22/2017	23	3578.3	2017	6
6/23/2017	0	3420	2017	6
6/23/2017	1	3318.8	2017	6
6/23/2017	2	3282.9	2017	6
6/23/2017	3	3300.6	2017	6
6/23/2017	4	3395.8	2017	6
6/23/2017	5	3641.7	2017	6
6/23/2017	6	3908.7	2017	6
6/23/2017	7	4175.6	2017	6
6/23/2017	8	4458.27	2017	6
6/23/2017	9	4700.8	2017	6
6/23/2017	10	4870.5	2017	6
6/23/2017	11	4956.5	2017	6
6/23/2017	12	5069.2	2017	6
6/23/2017	13	5056.5	2017	6
6/23/2017	14	4924.2	2017	6
6/23/2017	15	4755.3	2017	6
6/23/2017	16	4545.4	2017	6
6/23/2017	17	4396.1	2017	6
6/23/2017	18	4226	2017	6
6/23/2017	19	4117.8	2017	6
6/23/2017	20	4083.8	2017	6
6/23/2017	21	3902.3	2017	6
6/23/2017	22	3652.85	2017	6
6/23/2017	23	3378.15	2017	6
6/24/2017	0	3181.1	2017	6
6/24/2017	1	3014.6	2017	6
6/24/2017	2	2929.6	2017	6
6/24/2017	3	2845.7	2017	6
6/24/2017	4	2831.2	2017	6
6/24/2017	5	2826.8	2017	6
6/24/2017	6	2917.35	2017	6
6/24/2017	7	3159.65	2017	6
6/24/2017	8	3453.6	2017	6
6/24/2017	9	3711.7	2017	6
6/24/2017	10	3895.2	2017	6
6/24/2017	11	4116.5	2017	6
6/24/2017	12	4261.5	2017	6
6/24/2017	13	4329.3	2017	6
6/24/2017	14	4415.7	2017	6
6/24/2017	15	4477.35	2017	6
6/24/2017	16	4484.95	2017	6
6/24/2017	17	4372	2017	6
6/24/2017	18	4270.4	2017	6
6/24/2017	19	3968.2	2017	6
6/24/2017	20	3876.3	2017	6
6/24/2017	21	3648.7	2017	6
6/24/2017	22	3341.4	2017	6
6/24/2017	23	3110.05	2017	6
6/25/2017	0	2857.65	2017	6
6/25/2017	1	2755.9	2017	6
6/25/2017	2	2649.7	2017	6
6/25/2017	3	2617.1	2017	6
6/25/2017	4	2602	2017	6
6/25/2017	5	2583.8	2017	6

Day	Hr	Total	Year	Month
6/25/2017	6	2643.7	2017	6
6/25/2017	7	2851.9	2017	6
6/25/2017	8	3097.5	2017	6
6/25/2017	9	3279	2017	6
6/25/2017	10	3478.25	2017	6
6/25/2017	11	3656.85	2017	6
6/25/2017	12	3819	2017	6
6/25/2017	13	3947.9	2017	6
6/25/2017	14	4027.85	2017	6
6/25/2017	15	4135.45	2017	6
6/25/2017	16	4299.4	2017	6
6/25/2017	17	4317	2017	6
6/25/2017	18	4184.8	2017	6
6/25/2017	19	4032.5	2017	6
6/25/2017	20	3903.3	2017	6
6/25/2017	21	3661	2017	6
6/25/2017	22	3337.15	2017	6
6/25/2017	23	3067.35	2017	6
6/26/2017	0	2832.1	2017	6
6/26/2017	1	2799	2017	6
6/26/2017	2	2742.6	2017	6
6/26/2017	3	2711.8	2017	6
6/26/2017	4	2857.211	2017	6
6/26/2017	5	3028.4	2017	6
6/26/2017	6	3261.9	2017	6
6/26/2017	7	3423.5	2017	6
6/26/2017	8	3630.15	2017	6
6/26/2017	9	3835.9	2017	6
6/26/2017	10	3964.65	2017	6
6/26/2017	11	4145.9	2017	6
6/26/2017	12	4254.1	2017	6
6/26/2017	13	4393.8	2017	6
6/26/2017	14	4482.35	2017	6
6/26/2017	15	4522.85	2017	6
6/26/2017	16	4539.914	2017	6
6/26/2017	17	4452.4	2017	6
6/26/2017	18	4251.7	2017	6
6/26/2017	19	4093.9	2017	6
6/26/2017	20	3994.85	2017	6
6/26/2017	21	3837.25	2017	6
6/26/2017	22	3485.7	2017	6
6/26/2017	23	3266.3	2017	6
6/27/2017	0	3055.9	2017	6
6/27/2017	1	2930.7	2017	6
6/27/2017	2	2876.8	2017	6
6/27/2017	3	2832.7	2017	6
6/27/2017	4	2935.208	2017	6
6/27/2017	5	3082.9	2017	6
6/27/2017	6	3310.75	2017	6
6/27/2017	7	3531.25	2017	6
6/27/2017	8	3757.2	2017	6
6/27/2017	9	3945.3	2017	6
6/27/2017	10	4093.6	2017	6
6/27/2017	11	4221.809	2017	6
6/27/2017	12	4344.8	2017	6
6/27/2017	13	4411.3	2017	6
6/27/2017	14	4555.3	2017	6
6/27/2017	15	4591.9	2017	6
6/27/2017	16	4604.6	2017	6
6/27/2017	17	4649.4	2017	6
6/27/2017	18	4523.6	2017	6
6/27/2017	19	4303.7	2017	6
6/27/2017	20	4106.05	2017	6
6/27/2017	21	3868.124	2017	6

Day	Hr	Total	Year	Month
6/27/2017	22	3553.372	2017	6
6/27/2017	23	3276.57	2017	6
6/28/2017	0	2994.753	2017	6
6/28/2017	1	2826.849	2017	6
6/28/2017	2	2771.762	2017	6
6/28/2017	3	2807.66	2017	6
6/28/2017	4	2850.361	2017	6
6/28/2017	5	3010.16	2017	6
6/28/2017	6	3242.961	2017	6
6/28/2017	7	3439.767	2017	6
6/28/2017	8	3661.27	2017	6
6/28/2017	9	3932.779	2017	6
6/28/2017	10	4130.029	2017	6
6/28/2017	11	4316.428	2017	6
6/28/2017	12	4502.779	2017	6
6/28/2017	13	4736.978	2017	6
6/28/2017	14	4853.68	2017	6
6/28/2017	15	4926.878	2017	6
6/28/2017	16	5028.429	2017	6
6/28/2017	17	5053.078	2017	6
6/28/2017	18	4863.73	2017	6
6/28/2017	19	4626.679	2017	6
6/28/2017	20	4479.229	2017	6
6/28/2017	21	4136.929	2017	6
6/28/2017	22	3835.769	2017	6
6/28/2017	23	3506.196	2017	6
6/29/2017	0	3305.528	2017	6
6/29/2017	1	3140.876	2017	6
6/29/2017	2	3035.125	2017	6
6/29/2017	3	2957.074	2017	6
6/29/2017	4	3029.675	2017	6
6/29/2017	5	3297.575	2017	6
6/29/2017	6	3493.974	2017	6
6/29/2017	7	3825.978	2017	6
6/29/2017	8	4086.078	2017	6
6/29/2017	9	4446.179	2017	6
6/29/2017	10	4750.978	2017	6
6/29/2017	11	4995.828	2017	6
6/29/2017	12	5215.228	2017	6
6/29/2017	13	5435.279	2017	6
6/29/2017	14	5502.878	2017	6
6/29/2017	15	5554.179	2017	6
6/29/2017	16	5577.677	2017	6
6/29/2017	17	5554.679	2017	6
6/29/2017	18	5412.628	2017	6
6/29/2017	19	5170.529	2017	6
6/29/2017	20	5003.879	2017	6
6/29/2017	21	4757.129	2017	6
6/29/2017	22	4402.229	2017	6
6/29/2017	23	4037.879	2017	6
6/30/2017	0	3813.067	2017	6
6/30/2017	1	3571.569	2017	6
6/30/2017	2	3467.978	2017	6
6/30/2017	3	3376.179	2017	6
6/30/2017	4	3472.578	2017	6
6/30/2017	5	3525.779	2017	6
6/30/2017	6	3792.029	2017	6
6/30/2017	7	4015.628	2017	6
6/30/2017	8	4294.479	2017	6
6/30/2017	9	4528.878	2017	6
6/30/2017	10	4649.63	2017	6
6/30/2017	11	4846.128	2017	6
6/30/2017	12	5067.179	2017	6
6/30/2017	13	5157.078	2017	6

Day	Hr	Total	Year	Month
6/30/2017	14	5325.779	2017	6
6/30/2017	15	5394.827	2017	6
6/30/2017	16	5452.029	2017	6
6/30/2017	17	5329.078	2017	6
6/30/2017	18	5237.429	2017	6
6/30/2017	19	5052.429	2017	6
6/30/2017	20	4866.329	2017	6
6/30/2017	21	4539.83	2017	6
6/30/2017	22	4171.878	2017	6
6/30/2017	23	3753.278	2017	6
7/1/2017	0	3499.816	2017	7
7/1/2017	1	3297.818	2017	7
7/1/2017	2	3133.177	2017	7
7/1/2017	3	3065.278	2017	7
7/1/2017	4	3040.777	2017	7
7/1/2017	5	3014.176	2017	7
7/1/2017	6	3115.179	2017	7
7/1/2017	7	3388.329	2017	7
7/1/2017	8	3685.328	2017	7
7/1/2017	9	3975.38	2017	7
7/1/2017	10	4151.378	2017	7
7/1/2017	11	4373.88	2017	7
7/1/2017	12	4498.579	2017	7
7/1/2017	13	4682.18	2017	7
7/1/2017	14	4741.878	2017	7
7/1/2017	15	4888.68	2017	7
7/1/2017	16	4842.578	2017	7
7/1/2017	17	4721.779	2017	7
7/1/2017	18	4608.229	2017	7
7/1/2017	19	4469.629	2017	7
7/1/2017	20	4280.58	2017	7
7/1/2017	21	4124.879	2017	7
7/1/2017	22	3839.929	2017	7
7/1/2017	23	3500.729	2017	7
7/2/2017	0	3269.677	2017	7
7/2/2017	1	3124.461	2017	7
7/2/2017	2	2969.476	2017	7
7/2/2017	3	2915.68	2017	7
7/2/2017	4	2911.678	2017	7
7/2/2017	5	2896.878	2017	7
7/2/2017	6	3009.628	2017	7
7/2/2017	7	3239.029	2017	7
7/2/2017	8	3546.779	2017	7
7/2/2017	9	3852.48	2017	7
7/2/2017	10	4087.779	2017	7
7/2/2017	11	4389.18	2017	7
7/2/2017	12	4621.929	2017	7
7/2/2017	13	4743.63	2017	7
7/2/2017	14	4808.378	2017	7
7/2/2017	15	4897.48	2017	7
7/2/2017	16	5005.779	2017	7
7/2/2017	17	4998.979	2017	7
7/2/2017	18	4872.43	2017	7
7/2/2017	19	4612.229	2017	7
7/2/2017	20	4420.28	2017	7
7/2/2017	21	4179.08	2017	7
7/2/2017	22	3891.979	2017	7
7/2/2017	23	3530.379	2017	7
7/3/2017	0	3257.978	2017	7
7/3/2017	1	3145.328	2017	7
7/3/2017	2	2985.876	2017	7
7/3/2017	3	2925.009	2017	7
7/3/2017	4	3016.772	2017	7
7/3/2017	5	3074.275	2017	7

Day	Hr	Total	Year	Month
7/3/2017	6	3222.275	2017	7
7/3/2017	7	3501.079	2017	7
7/3/2017	8	3844.879	2017	7
7/3/2017	9	4196.18	2017	7
7/3/2017	10	4512.878	2017	7
7/3/2017	11	4686.28	2017	7
7/3/2017	12	4837.479	2017	7
7/3/2017	13	5009.079	2017	7
7/3/2017	14	4992.18	2017	7
7/3/2017	15	4966.979	2017	7
7/3/2017	16	4905.88	2017	7
7/3/2017	17	4719.728	2017	7
7/3/2017	18	4563.83	2017	7
7/3/2017	19	4433.579	2017	7
7/3/2017	20	4351.28	2017	7
7/3/2017	21	4159.378	2017	7
7/3/2017	22	3868.58	2017	7
7/3/2017	23	3568.579	2017	7
7/4/2017	0	3390.78	2017	7
7/4/2017	1	3195.679	2017	7
7/4/2017	2	3119.778	2017	7
7/4/2017	3	3088.027	2017	7
7/4/2017	4	3099.811	2017	7
7/4/2017	5	3104.876	2017	7
7/4/2017	6	3100.93	2017	7
7/4/2017	7	3198.428	2017	7
7/4/2017	8	3330.78	2017	7
7/4/2017	9	3480.179	2017	7
7/4/2017	10	3693.179	2017	7
7/4/2017	11	3796.579	2017	7
7/4/2017	12	3866.879	2017	7
7/4/2017	13	3937.181	2017	7
7/4/2017	14	4032.979	2017	7
7/4/2017	15	4107.98	2017	7
7/4/2017	16	4169.928	2017	7
7/4/2017	17	4176.53	2017	7
7/4/2017	18	4085.679	2017	7
7/4/2017	19	4002.68	2017	7
7/4/2017	20	3918.579	2017	7
7/4/2017	21	3765.779	2017	7
7/4/2017	22	3629.979	2017	7
7/4/2017	23	3413.779	2017	7
7/5/2017	0	3202.08	2017	7
7/5/2017	1	3049.408	2017	7
7/5/2017	2	2962.261	2017	7
7/5/2017	3	2990.576	2017	7
7/5/2017	4	3108.278	2017	7
7/5/2017	5	3328.677	2017	7
7/5/2017	6	3491.788	2017	7
7/5/2017	7	3815.281	2017	7
7/5/2017	8	4100.729	2017	7
7/5/2017	9	4414.578	2017	7
7/5/2017	10	4650.128	2017	7
7/5/2017	11	4900.529	2017	7
7/5/2017	12	5003.828	2017	7
7/5/2017	13	4946.178	2017	7
7/5/2017	14	4904.977	2017	7
7/5/2017	15	4816.278	2017	7
7/5/2017	16	4834.236	2017	7
7/5/2017	17	4762.229	2017	7
7/5/2017	18	4622.179	2017	7
7/5/2017	19	4486.278	2017	7
7/5/2017	20	4481.579	2017	7
7/5/2017	21	4229.678	2017	7

Day	Hr	Total	Year	Month
7/5/2017	22	3982.679	2017	7
7/5/2017	23	3718.179	2017	7
7/6/2017	0	3514.179	2017	7
7/6/2017	1	3387.078	2017	7
7/6/2017	2	3260.265	2017	7
7/6/2017	3	3262.769	2017	7
7/6/2017	4	3329.779	2017	7
7/6/2017	5	3496.078	2017	7
7/6/2017	6	3654.488	2017	7
7/6/2017	7	3827.277	2017	7
7/6/2017	8	4041.779	2017	7
7/6/2017	9	4286.629	2017	7
7/6/2017	10	4507.529	2017	7
7/6/2017	11	4630.478	2017	7
7/6/2017	12	4678.079	2017	7
7/6/2017	13	4674.178	2017	7
7/6/2017	14	4537.478	2017	7
7/6/2017	15	4485.679	2017	7
7/6/2017	16	4490.447	2017	7
7/6/2017	17	4481.428	2017	7
7/6/2017	18	4454.279	2017	7
7/6/2017	19	4345.079	2017	7
7/6/2017	20	4317.978	2017	7
7/6/2017	21	4108.229	2017	7
7/6/2017	22	3832.115	2017	7
7/6/2017	23	3584.769	2017	7
7/7/2017	0	3331.476	2017	7
7/7/2017	1	3219.977	2017	7
7/7/2017	2	3132.077	2017	7
7/7/2017	3	3059.975	2017	7
7/7/2017	4	3144.677	2017	7
7/7/2017	5	3312.174	2017	7
7/7/2017	6	3538.077	2017	7
7/7/2017	7	3811.978	2017	7
7/7/2017	8	4150.279	2017	7
7/7/2017	9	4520.877	2017	7
7/7/2017	10	4827.879	2017	7
7/7/2017	11	5149.977	2017	7
7/7/2017	12	5361.329	2017	7
7/7/2017	13	5561.027	2017	7
7/7/2017	14	5655.88	2017	7
7/7/2017	15	5689.377	2017	7
7/7/2017	16	5651.278	2017	7
7/7/2017	17	5563.478	2017	7
7/7/2017	18	5335.229	2017	7
7/7/2017	19	5101.728	2017	7
7/7/2017	20	4782.43	2017	7
7/7/2017	21	4382.128	2017	7
7/7/2017	22	4044.178	2017	7
7/7/2017	23	3758.629	2017	7
7/8/2017	0	3472.211	2017	7
7/8/2017	1	3281.208	2017	7
7/8/2017	2	3195.178	2017	7
7/8/2017	3	3033.225	2017	7
7/8/2017	4	3038.973	2017	7
7/8/2017	5	3035.576	2017	7
7/8/2017	6	3086.723	2017	7
7/8/2017	7	3315.078	2017	7
7/8/2017	8	3601.877	2017	7
7/8/2017	9	3900.279	2017	7
7/8/2017	10	4152.779	2017	7
7/8/2017	11	4465.479	2017	7
7/8/2017	12	4649.528	2017	7
7/8/2017	13	4758.829	2017	7

Day	Hr	Total	Year	Month
7/8/2017	14	4858.3	2017	7
7/8/2017	15	4926.779	2017	7
7/8/2017	16	4925.878	2017	7
7/8/2017	17	4842.079	2017	7
7/8/2017	18	4665.528	2017	7
7/8/2017	19	4433.73	2017	7
7/8/2017	20	4253.778	2017	7
7/8/2017	21	4013.28	2017	7
7/8/2017	22	3746.927	2017	7
7/8/2017	23	3408.528	2017	7
7/9/2017	0	3166.876	2017	7
7/9/2017	1	2964.911	2017	7
7/9/2017	2	2866.621	2017	7
7/9/2017	3	2779.175	2017	7
7/9/2017	4	2749.175	2017	7
7/9/2017	5	2705.671	2017	7
7/9/2017	6	2770.376	2017	7
7/9/2017	7	3080.928	2017	7
7/9/2017	8	3375.128	2017	7
7/9/2017	9	3712.63	2017	7
7/9/2017	10	3938.728	2017	7
7/9/2017	11	4152.779	2017	7
7/9/2017	12	4404.878	2017	7
7/9/2017	13	4588.879	2017	7
7/9/2017	14	4784.128	2017	7
7/9/2017	15	4925.429	2017	7
7/9/2017	16	5016.428	2017	7
7/9/2017	17	5044.878	2017	7
7/9/2017	18	4918.093	2017	7
7/9/2017	19	4738.378	2017	7
7/9/2017	20	4572.279	2017	7
7/9/2017	21	4309.478	2017	7
7/9/2017	22	3958.08	2017	7
7/9/2017	23	3637.928	2017	7
7/10/2017	0	3394.529	2017	7
7/10/2017	1	3264.578	2017	7
7/10/2017	2	3144.228	2017	7
7/10/2017	3	3146.312	2017	7
7/10/2017	4	3261.472	2017	7
7/10/2017	5	3477.878	2017	7
7/10/2017	6	3722.779	2017	7
7/10/2017	7	4072.378	2017	7
7/10/2017	8	4438.578	2017	7
7/10/2017	9	4832.379	2017	7
7/10/2017	10	5167.478	2017	7
7/10/2017	11	5443.878	2017	7
7/10/2017	12	5623.678	2017	7
7/10/2017	13	5721.779	2017	7
7/10/2017	14	5801.427	2017	7
7/10/2017	15	5840.129	2017	7
7/10/2017	16	5819.478	2017	7
7/10/2017	17	5748.128	2017	7
7/10/2017	18	5625.028	2017	7
7/10/2017	19	5391.179	2017	7
7/10/2017	20	5255.178	2017	7
7/10/2017	21	4954.179	2017	7
7/10/2017	22	4531.878	2017	7
7/10/2017	23	4227.278	2017	7
7/11/2017	0	3983.227	2017	7
7/11/2017	1	3799.629	2017	7
7/11/2017	2	3670.578	2017	7
7/11/2017	3	3581.879	2017	7
7/11/2017	4	3641.478	2017	7
7/11/2017	5	3819.979	2017	7

Day	Hr	Total	Year	Month
7/11/2017	6	4017.578	2017	7
7/11/2017	7	4347.329	2017	7
7/11/2017	8	4572.527	2017	7
7/11/2017	9	4754.329	2017	7
7/11/2017	10	4913.028	2017	7
7/11/2017	11	5087.979	2017	7
7/11/2017	12	5201.678	2017	7
7/11/2017	13	5319.078	2017	7
7/11/2017	14	5425.879	2017	7
7/11/2017	15	5494.677	2017	7
7/11/2017	16	5513.379	2017	7
7/11/2017	17	5466.877	2017	7
7/11/2017	18	5353.079	2017	7
7/11/2017	19	5176.578	2017	7
7/11/2017	20	5065.479	2017	7
7/11/2017	21	4803.778	2017	7
7/11/2017	22	4381.08	2017	7
7/11/2017	23	4087.628	2017	7
7/12/2017	0	3791.67	2017	7
7/12/2017	1	3577.063	2017	7
7/12/2017	2	3455.129	2017	7
7/12/2017	3	3421.478	2017	7
7/12/2017	4	3473.378	2017	7
7/12/2017	5	3588.079	2017	7
7/12/2017	6	3876.077	2017	7
7/12/2017	7	4223.48	2017	7
7/12/2017	8	4643.027	2017	7
7/12/2017	9	5012.129	2017	7
7/12/2017	10	5402.777	2017	7
7/12/2017	11	5699.179	2017	7
7/12/2017	12	5954.877	2017	7
7/12/2017	13	6050.279	2017	7
7/12/2017	14	6191.978	2017	7
7/12/2017	15	6243.978	2017	7
7/12/2017	16	6214.076	2017	7
7/12/2017	17	6152.769	2017	7
7/12/2017	18	5999.37	2017	7
7/12/2017	19	5783.571	2017	7
7/12/2017	20	5644.079	2017	7
7/12/2017	21	5339.128	2017	7
7/12/2017	22	4893.229	2017	7
7/12/2017	23	4499.879	2017	7
7/13/2017	0	4207.778	2017	7
7/13/2017	1	4006.078	2017	7
7/13/2017	2	3901.478	2017	7
7/13/2017	3	3819.779	2017	7
7/13/2017	4	3908.978	2017	7
7/13/2017	5	4095.779	2017	7
7/13/2017	6	4334.478	2017	7
7/13/2017	7	4669.978	2017	7
7/13/2017	8	5082.278	2017	7
7/13/2017	9	5483.179	2017	7
7/13/2017	10	5762.927	2017	7
7/13/2017	11	5974.629	2017	7
7/13/2017	12	6130.876	2017	7
7/13/2017	13	6190.264	2017	7
7/13/2017	14	6260.249	2017	7
7/13/2017	15	6281.167	2017	7
7/13/2017	16	6276.118	2017	7
7/13/2017	17	6220.867	2017	7
7/13/2017	18	6097.453	2017	7
7/13/2017	19	5908.056	2017	7
7/13/2017	20	5750.957	2017	7
7/13/2017	21	5425.457	2017	7

Day	Hr	Total	Year	Month
7/13/2017	22	5046.759	2017	7
7/13/2017	23	4664.456	2017	7
7/14/2017	0	4402.259	2017	7
7/14/2017	1	4164.457	2017	7
7/14/2017	2	4026.959	2017	7
7/14/2017	3	3953.158	2017	7
7/14/2017	4	4011.857	2017	7
7/14/2017	5	4105.559	2017	7
7/14/2017	6	4256.957	2017	7
7/14/2017	7	4555.258	2017	7
7/14/2017	8	4903.158	2017	7
7/14/2017	9	5205.36	2017	7
7/14/2017	10	5386.56	2017	7
7/14/2017	11	5569.56	2017	7
7/14/2017	12	5757.56	2017	7
7/14/2017	13	5761.06	2017	7
7/14/2017	14	5816.261	2017	7
7/14/2017	15	5820.658	2017	7
7/14/2017	16	5689.561	2017	7
7/14/2017	17	5610.859	2017	7
7/14/2017	18	5426.661	2017	7
7/14/2017	19	5180.86	2017	7
7/14/2017	20	4971.86	2017	7
7/14/2017	21	4671.16	2017	7
7/14/2017	22	4331.86	2017	7
7/14/2017	23	4030.96	2017	7
7/15/2017	0	3779.26	2017	7
7/15/2017	1	3532.26	2017	7
7/15/2017	2	3404.36	2017	7
7/15/2017	3	3259.06	2017	7
7/15/2017	4	3251.46	2017	7
7/15/2017	5	3199.859	2017	7
7/15/2017	6	3235.66	2017	7
7/15/2017	7	3548.76	2017	7
7/15/2017	8	3805.359	2017	7
7/15/2017	9	4092.36	2017	7
7/15/2017	10	4343.46	2017	7
7/15/2017	11	4587.26	2017	7
7/15/2017	12	4742.559	2017	7
7/15/2017	13	4903.26	2017	7
7/15/2017	14	5046.159	2017	7
7/15/2017	15	5168.56	2017	7
7/15/2017	16	5239.759	2017	7
7/15/2017	17	5176.661	2017	7
7/15/2017	18	5037.869	2017	7
7/15/2017	19	4768.379	2017	7
7/15/2017	20	4544.528	2017	7
7/15/2017	21	4281.98	2017	7
7/15/2017	22	3925.378	2017	7
7/15/2017	23	3612.729	2017	7
7/16/2017	0	3340.778	2017	7
7/16/2017	1	3156.677	2017	7
7/16/2017	2	3011.477	2017	7
7/16/2017	3	2936.676	2017	7
7/16/2017	4	2881.776	2017	7
7/16/2017	5	2849.275	2017	7
7/16/2017	6	2956.375	2017	7
7/16/2017	7	3213.478	2017	7
7/16/2017	8	3569.378	2017	7
7/16/2017	9	3932.578	2017	7
7/16/2017	10	4222.578	2017	7
7/16/2017	11	4386.579	2017	7
7/16/2017	12	4690.878	2017	7
7/16/2017	13	4845.128	2017	7

Day	Hr	Total	Year	Month
7/16/2017	14	5023.145	2017	7
7/16/2017	15	5162.379	2017	7
7/16/2017	16	5296.677	2017	7
7/16/2017	17	5295.279	2017	7
7/16/2017	18	5135.877	2017	7
7/16/2017	19	4934.679	2017	7
7/16/2017	20	4747.978	2017	7
7/16/2017	21	4491.78	2017	7
7/16/2017	22	4106.478	2017	7
7/16/2017	23	3751.229	2017	7
7/17/2017	0	3485.827	2017	7
7/17/2017	1	3312.228	2017	7
7/17/2017	2	3207.228	2017	7
7/17/2017	3	3208.978	2017	7
7/17/2017	4	3270.627	2017	7
7/17/2017	5	3464.626	2017	7
7/17/2017	6	3693.367	2017	7
7/17/2017	7	4029.766	2017	7
7/17/2017	8	4376.679	2017	7
7/17/2017	9	4742.278	2017	7
7/17/2017	10	5032.879	2017	7
7/17/2017	11	5274.127	2017	7
7/17/2017	12	5514.929	2017	7
7/17/2017	13	5725.028	2017	7
7/17/2017	14	5839.128	2017	7
7/17/2017	15	5908.128	2017	7
7/17/2017	16	5929.328	2017	7
7/17/2017	17	5858.777	2017	7
7/17/2017	18	5695.279	2017	7
7/17/2017	19	5468.197	2017	7
7/17/2017	20	5274.229	2017	7
7/17/2017	21	4936.178	2017	7
7/17/2017	22	4514.879	2017	7
7/17/2017	23	4108.177	2017	7
7/18/2017	0	3851.829	2017	7
7/18/2017	1	3654.978	2017	7
7/18/2017	2	3534.579	2017	7
7/18/2017	3	3435.178	2017	7
7/18/2017	4	3491.778	2017	7
7/18/2017	5	3686.778	2017	7
7/18/2017	6	3890.578	2017	7
7/18/2017	7	4225.829	2017	7
7/18/2017	8	4510.528	2017	7
7/18/2017	9	4901.979	2017	7
7/18/2017	10	5267.177	2017	7
7/18/2017	11	5616.279	2017	7
7/18/2017	12	5844.077	2017	7
7/18/2017	13	6018.329	2017	7
7/18/2017	14	6135.527	2017	7
7/18/2017	15	6123.879	2017	7
7/18/2017	16	6085.627	2017	7
7/18/2017	17	5983.329	2017	7
7/18/2017	18	5819.578	2017	7
7/18/2017	19	5621.778	2017	7
7/18/2017	20	5471.179	2017	7
7/18/2017	21	5128.02	2017	7
7/18/2017	22	4719.578	2017	7
7/18/2017	23	4322.279	2017	7
7/19/2017	0	4046.078	2017	7
7/19/2017	1	3794.528	2017	7
7/19/2017	2	3685.328	2017	7
7/19/2017	3	3594.178	2017	7
7/19/2017	4	3666.479	2017	7
7/19/2017	5	3816.561	2017	7

Day	Hr	Total	Year	Month
7/19/2017	6	4040.721	2017	7
7/19/2017	7	4383.129	2017	7
7/19/2017	8	4747.977	2017	7
7/19/2017	9	5142.579	2017	7
7/19/2017	10	5471.328	2017	7
7/19/2017	11	5672.35	2017	7
7/19/2017	12	5912.928	2017	7
7/19/2017	13	6022.329	2017	7
7/19/2017	14	6118.178	2017	7
7/19/2017	15	6148.079	2017	7
7/19/2017	16	6127.778	2017	7
7/19/2017	17	6014.385	2017	7
7/19/2017	18	5881.178	2017	7
7/19/2017	19	5698.878	2017	7
7/19/2017	20	5496.979	2017	7
7/19/2017	21	5139.479	2017	7
7/19/2017	22	4754.778	2017	7
7/19/2017	23	4398.679	2017	7
7/20/2017	0	4054.978	2017	7
7/20/2017	1	3810.479	2017	7
7/20/2017	2	3646.278	2017	7
7/20/2017	3	3572.978	2017	7
7/20/2017	4	3661.879	2017	7
7/20/2017	5	3843.227	2017	7
7/20/2017	6	4036.83	2017	7
7/20/2017	7	4305.478	2017	7
7/20/2017	8	4671.7	2017	7
7/20/2017	9	5106.626	2017	7
7/20/2017	10	5506.828	2017	7
7/20/2017	11	5767.625	2017	7
7/20/2017	12	6030.727	2017	7
7/20/2017	13	6148.014	2017	7
7/20/2017	14	6280.378	2017	7
7/20/2017	15	6303.275	2017	7
7/20/2017	16	6278.477	2017	7
7/20/2017	17	6201.7	2017	7
7/20/2017	18	6022.903	2017	7
7/20/2017	19	5826.226	2017	7
7/20/2017	20	5658.027	2017	7
7/20/2017	21	5378.075	2017	7
7/20/2017	22	4987.426	2017	7
7/20/2017	23	4686.476	2017	7
7/21/2017	0	4350.877	2017	7
7/21/2017	1	4168.876	2017	7
7/21/2017	2	4011.376	2017	7
7/21/2017	3	3922.276	2017	7
7/21/2017	4	3991.063	2017	7
7/21/2017	5	4125.067	2017	7
7/21/2017	6	4342.876	2017	7
7/21/2017	7	4616.778	2017	7
7/21/2017	8	4936.875	2017	7
7/21/2017	9	5206.878	2017	7
7/21/2017	10	5642.975	2017	7
7/21/2017	11	5853.878	2017	7
7/21/2017	12	6253.376	2017	7
7/21/2017	13	6389.176	2017	7
7/21/2017	14	6471.427	2017	7
7/21/2017	15	6458.569	2017	7
7/21/2017	16	6502.719	2017	7
7/21/2017	17	6352.967	2017	7
7/21/2017	18	6150.668	2017	7
7/21/2017	19	5941.968	2017	7
7/21/2017	20	5759.072	2017	7
7/21/2017	21	5497.126	2017	7

Day	Hr	Total	Year	Month
7/21/2017	22	5164.625	2017	7
7/21/2017	23	4727.996	2017	7
7/22/2017	0	4522.725	2017	7
7/22/2017	1	4254.677	2017	7
7/22/2017	2	4107.825	2017	7
7/22/2017	3	4026.676	2017	7
7/22/2017	4	3963.776	2017	7
7/22/2017	5	3877.576	2017	7
7/22/2017	6	3982.375	2017	7
7/22/2017	7	4221.827	2017	7
7/22/2017	8	4604.725	2017	7
7/22/2017	9	5059.677	2017	7
7/22/2017	10	5466.076	2017	7
7/22/2017	11	5702.676	2017	7
7/22/2017	12	5756.077	2017	7
7/22/2017	13	5876.676	2017	7
7/22/2017	14	5919.377	2017	7
7/22/2017	15	5980.175	2017	7
7/22/2017	16	5950.377	2017	7
7/22/2017	17	5906.567	2017	7
7/22/2017	18	5809.667	2017	7
7/22/2017	19	5575.768	2017	7
7/22/2017	20	5514.696	2017	7
7/22/2017	21	5233.577	2017	7
7/22/2017	22	4920.775	2017	7
7/22/2017	23	4620.926	2017	7
7/23/2017	0	4450.325	2017	7
7/23/2017	1	4157.678	2017	7
7/23/2017	2	3974.876	2017	7
7/23/2017	3	3689.775	2017	7
7/23/2017	4	3572.676	2017	7
7/23/2017	5	3613.325	2017	7
7/23/2017	6	3515.675	2017	7
7/23/2017	7	3658.516	2017	7
7/23/2017	8	3790.462	2017	7
7/23/2017	9	3877.875	2017	7
7/23/2017	10	3921.974	2017	7
7/23/2017	11	4105.376	2017	7
7/23/2017	12	4287.176	2017	7
7/23/2017	13	4601.576	2017	7
7/23/2017	14	4888.776	2017	7
7/23/2017	15	5091.777	2017	7
7/23/2017	16	5300.776	2017	7
7/23/2017	17	5309.776	2017	7
7/23/2017	18	5164.777	2017	7
7/23/2017	19	4993.576	2017	7
7/23/2017	20	4873.076	2017	7
7/23/2017	21	4588.776	2017	7
7/23/2017	22	4221.777	2017	7
7/23/2017	23	3940.776	2017	7
7/24/2017	0	3688.5	2017	7
7/24/2017	1	3524.378	2017	7
7/24/2017	2	3389.778	2017	7
7/24/2017	3	3380.279	2017	7
7/24/2017	4	3497.278	2017	7
7/24/2017	5	3711.691	2017	7
7/24/2017	6	3935.4	2017	7
7/24/2017	7	4256.5	2017	7
7/24/2017	8	4645.5	2017	7
7/24/2017	9	5025.3	2017	7
7/24/2017	10	5350.5	2017	7
7/24/2017	11	5764.3	2017	7
7/24/2017	12	5827	2017	7
7/24/2017	13	5992.25	2017	7

Day	Hr	Total	Year	Month
7/24/2017	14	6051.2	2017	7
7/24/2017	15	5975.128	2017	7
7/24/2017	16	5836.876	2017	7
7/24/2017	17	5765.078	2017	7
7/24/2017	18	5585.978	2017	7
7/24/2017	19	5350.479	2017	7
7/24/2017	20	5262.279	2017	7
7/24/2017	21	4861.178	2017	7
7/24/2017	22	4512.878	2017	7
7/24/2017	23	4204.679	2017	7
7/25/2017	0	3904.879	2017	7
7/25/2017	1	3663.979	2017	7
7/25/2017	2	3500.678	2017	7
7/25/2017	3	3457.828	2017	7
7/25/2017	4	3527.428	2017	7
7/25/2017	5	3685.228	2017	7
7/25/2017	6	3813.227	2017	7
7/25/2017	7	4075.765	2017	7
7/25/2017	8	4330.271	2017	7
7/25/2017	9	4678.477	2017	7
7/25/2017	10	4957.079	2017	7
7/25/2017	11	5250.977	2017	7
7/25/2017	12	5470.98	2017	7
7/25/2017	13	5667.094	2017	7
7/25/2017	14	5830.98	2017	7
7/25/2017	15	5822.478	2017	7
7/25/2017	16	5827.279	2017	7
7/25/2017	17	5705.978	2017	7
7/25/2017	18	5553.379	2017	7
7/25/2017	19	5265.278	2017	7
7/25/2017	20	5089.579	2017	7
7/25/2017	21	4740.979	2017	7
7/25/2017	22	4347.678	2017	7
7/25/2017	23	3993.28	2017	7
7/26/2017	0	3717.078	2017	7
7/26/2017	1	3495.578	2017	7
7/26/2017	2	3404.428	2017	7
7/26/2017	3	3303.628	2017	7
7/26/2017	4	3431.078	2017	7
7/26/2017	5	3555.177	2017	7
7/26/2017	6	3712.177	2017	7
7/26/2017	7	4007.079	2017	7
7/26/2017	8	4264.778	2017	7
7/26/2017	9	4625.479	2017	7
7/26/2017	10	5031.879	2017	7
7/26/2017	11	5355.729	2017	7
7/26/2017	12	5679.429	2017	7
7/26/2017	13	5963.9	2017	7
7/26/2017	14	6120.778	2017	7
7/26/2017	15	6143.878	2017	7
7/26/2017	16	6160.979	2017	7
7/26/2017	17	6055.975	2017	7
7/26/2017	18	5901.27	2017	7
7/26/2017	19	5725.674	2017	7
7/26/2017	20	5606.879	2017	7
7/26/2017	21	5284.179	2017	7
7/26/2017	22	4879.278	2017	7
7/26/2017	23	4569.379	2017	7
7/27/2017	0	4237.978	2017	7
7/27/2017	1	4046.729	2017	7
7/27/2017	2	3923.628	2017	7
7/27/2017	3	3872.266	2017	7
7/27/2017	4	3971.518	2017	7
7/27/2017	5	4218.73	2017	7

Day	Hr	Total	Year	Month
7/27/2017	6	4399.278	2017	7
7/27/2017	7	4578.379	2017	7
7/27/2017	8	4820.278	2017	7
7/27/2017	9	5107.979	2017	7
7/27/2017	10	5355.182	2017	7
7/27/2017	11	5582.379	2017	7
7/27/2017	12	5687.378	2017	7
7/27/2017	13	5752.78	2017	7
7/27/2017	14	5776.278	2017	7
7/27/2017	15	5724.779	2017	7
7/27/2017	16	5608.678	2017	7
7/27/2017	17	5564.479	2017	7
7/27/2017	18	5392.878	2017	7
7/27/2017	19	5224.979	2017	7
7/27/2017	20	5153.578	2017	7
7/27/2017	21	4839.479	2017	7
7/27/2017	22	4498.178	2017	7
7/27/2017	23	4193.679	2017	7
7/28/2017	0	3922.278	2017	7
7/28/2017	1	3806.58	2017	7
7/28/2017	2	3648.278	2017	7
7/28/2017	3	3640.278	2017	7
7/28/2017	4	3683.38	2017	7
7/28/2017	5	3896.878	2017	7
7/28/2017	6	4120.478	2017	7
7/28/2017	7	4286.866	2017	7
7/28/2017	8	4486.569	2017	7
7/28/2017	9	4595.378	2017	7
7/28/2017	10	4699.329	2017	7
7/28/2017	11	4888.929	2017	7
7/28/2017	12	5001.429	2017	7
7/28/2017	13	5021.328	2017	7
7/28/2017	14	5141.079	2017	7
7/28/2017	15	5229.178	2017	7
7/28/2017	16	5220.23	2017	7
7/28/2017	17	5178.928	2017	7
7/28/2017	18	5040.479	2017	7
7/28/2017	19	4835.979	2017	7
7/28/2017	20	4711.479	2017	7
7/28/2017	21	4378.078	2017	7
7/28/2017	22	4077.228	2017	7
7/28/2017	23	3740.229	2017	7
7/29/2017	0	3495.678	2017	7
7/29/2017	1	3276.578	2017	7
7/29/2017	2	3126.077	2017	7
7/29/2017	3	3026.377	2017	7
7/29/2017	4	3012.2	2017	7
7/29/2017	5	2981.574	2017	7
7/29/2017	6	3079.976	2017	7
7/29/2017	7	3274.778	2017	7
7/29/2017	8	3453.879	2017	7
7/29/2017	9	3653.978	2017	7
7/29/2017	10	3838.729	2017	7
7/29/2017	11	3991.728	2017	7
7/29/2017	12	4127.792	2017	7
7/29/2017	13	4311.378	2017	7
7/29/2017	14	4450.579	2017	7
7/29/2017	15	4505.978	2017	7
7/29/2017	16	4500.079	2017	7
7/29/2017	17	4452.978	2017	7
7/29/2017	18	4304.48	2017	7
7/29/2017	19	4115.428	2017	7
7/29/2017	20	4016.519	2017	7
7/29/2017	21	3777.465	2017	7

Case No. 2018-00295
Attachment 10 to Response to Metro-1 Question No. 37(b)
Page 765 of 823
Bellar

Day	Hr	Total	Year	Month
7/29/2017	22	3495.678	2017	7
7/29/2017	23	3201.677	2017	7
7/30/2017	0	3015.778	2017	7
7/30/2017	1	2875.625	2017	7
7/30/2017	2	2780.325	2017	7
7/30/2017	3	2730.973	2017	7
7/30/2017	4	2706.673	2017	7
7/30/2017	5	2689.871	2017	7
7/30/2017	6	2730.869	2017	7
7/30/2017	7	2931.476	2017	7
7/30/2017	8	3231.278	2017	7
7/30/2017	9	3450.679	2017	7
7/30/2017	10	3645.278	2017	7
7/30/2017	11	3928.48	2017	7
7/30/2017	12	4118.677	2017	7
7/30/2017	13	4301.58	2017	7
7/30/2017	14	4508.978	2017	7
7/30/2017	15	4680.679	2017	7
7/30/2017	16	4788.778	2017	7
7/30/2017	17	4820.778	2017	7
7/30/2017	18	4722.778	2017	7
7/30/2017	19	4429.479	2017	7
7/30/2017	20	4370.828	2017	7
7/30/2017	21	4057.329	2017	7
7/30/2017	22	3693.878	2017	7
7/30/2017	23	3406.378	2017	7
7/31/2017	0	3179.562	2017	7
7/31/2017	1	3020.07	2017	7
7/31/2017	2	2929.776	2017	7
7/31/2017	3	2950.575	2017	7
7/31/2017	4	3051.475	2017	7
7/31/2017	5	3270.874	2017	7
7/31/2017	6	3454.976	2017	7
7/31/2017	7	3763.378	2017	7
7/31/2017	8	4096.23	2017	7
7/31/2017	9	4460.345	2017	7
7/31/2017	10	4786.3	2017	7
7/31/2017	11	5065.7	2017	7
7/31/2017	12	5266.2	2017	7
7/31/2017	13	5507.5	2017	7
7/31/2017	14	5644.7	2017	7
7/31/2017	15	5683.8	2017	7
7/31/2017	16	5699.62	2017	7
7/31/2017	17	5631.2	2017	7
7/31/2017	18	5417.5	2017	7
7/31/2017	19	5183.2	2017	7
7/31/2017	20	5070.35	2017	7
7/31/2017	21	4644.75	2017	7
7/31/2017	22	4311.453	2017	7
7/31/2017	23	3994.85	2017	7
8/1/2017	0	3678.4	2017	8
8/1/2017	1	3522.95	2017	8
8/1/2017	2	3365.2	2017	8
8/1/2017	3	3296.45	2017	8
8/1/2017	4	3437.65	2017	8
8/1/2017	5	3626.1	2017	8
8/1/2017	6	3778.4	2017	8
8/1/2017	7	4005.5	2017	8
8/1/2017	8	4125.1	2017	8
8/1/2017	9	4453.5	2017	8
8/1/2017	10	4706	2017	8
8/1/2017	11	4947.2	2017	8
8/1/2017	12	5161.75	2017	8
8/1/2017	13	5337.55	2017	8

Day	Hr	Total	Year	Month
8/1/2017	14	5459	2017	8
8/1/2017	15	5518.75	2017	8
8/1/2017	16	5493.95	2017	8
8/1/2017	17	5407.8	2017	8
8/1/2017	18	5256.678	2017	8
8/1/2017	19	5106.776	2017	8
8/1/2017	20	4962.427	2017	8
8/1/2017	21	4629.326	2017	8
8/1/2017	22	4201.011	2017	8
8/1/2017	23	3894.222	2017	8
8/2/2017	0	3656.276	2017	8
8/2/2017	1	3453.577	2017	8
8/2/2017	2	3390.577	2017	8
8/2/2017	3	3315.876	2017	8
8/2/2017	4	3396.376	2017	8
8/2/2017	5	3578.477	2017	8
8/2/2017	6	3772.424	2017	8
8/2/2017	7	3997.975	2017	8
8/2/2017	8	4317.928	2017	8
8/2/2017	9	4650.377	2017	8
8/2/2017	10	4981	2017	8
8/2/2017	11	5237.576	2017	8
8/2/2017	12	5373.178	2017	8
8/2/2017	13	5369.378	2017	8
8/2/2017	14	5326.528	2017	8
8/2/2017	15	5280.577	2017	8
8/2/2017	16	5210.528	2017	8
8/2/2017	17	5062.578	2017	8
8/2/2017	18	4878.577	2017	8
8/2/2017	19	4688.378	2017	8
8/2/2017	20	4631.528	2017	8
8/2/2017	21	4291.927	2017	8
8/2/2017	22	3874.563	2017	8
8/2/2017	23	3642.268	2017	8
8/3/2017	0	3426.977	2017	8
8/3/2017	1	3307.026	2017	8
8/3/2017	2	3191.926	2017	8
8/3/2017	3	3189.026	2017	8
8/3/2017	4	3270.825	2017	8
8/3/2017	5	3491.474	2017	8
8/3/2017	6	3679.224	2017	8
8/3/2017	7	3961.028	2017	8
8/3/2017	8	4250.977	2017	8
8/3/2017	9	4589.778	2017	8
8/3/2017	10	4910.578	2017	8
8/3/2017	11	5201.778	2017	8
8/3/2017	12	5495.077	2017	8
8/3/2017	13	5694.579	2017	8
8/3/2017	14	5777.876	2017	8
8/3/2017	15	5710.729	2017	8
8/3/2017	16	5521.846	2017	8
8/3/2017	17	5426.879	2017	8
8/3/2017	18	5224.677	2017	8
8/3/2017	19	5074.828	2017	8
8/3/2017	20	4908.428	2017	8
8/3/2017	21	4595.178	2017	8
8/3/2017	22	4233.977	2017	8
8/3/2017	23	3902.178	2017	8
8/4/2017	0	3658.978	2017	8
8/4/2017	1	3474.877	2017	8
8/4/2017	2	3396.161	2017	8
8/4/2017	3	3328.272	2017	8
8/4/2017	4	3408.127	2017	8
8/4/2017	5	3661.528	2017	8

Day	Hr	Total	Year	Month
8/4/2017	6	3864.277	2017	8
8/4/2017	7	3978.077	2017	8
8/4/2017	8	4190.778	2017	8
8/4/2017	9	4261.028	2017	8
8/4/2017	10	4421.128	2017	8
8/4/2017	11	4498.377	2017	8
8/4/2017	12	4684.379	2017	8
8/4/2017	13	4838.277	2017	8
8/4/2017	14	4887.729	2017	8
8/4/2017	15	4890.827	2017	8
8/4/2017	16	4841.479	2017	8
8/4/2017	17	4682.877	2017	8
8/4/2017	18	4442.179	2017	8
8/4/2017	19	4207.777	2017	8
8/4/2017	20	4003.577	2017	8
8/4/2017	21	3813.425	2017	8
8/4/2017	22	3507.974	2017	8
8/4/2017	23	3226.07	2017	8
8/5/2017	0	3002.103	2017	8
8/5/2017	1	2851.051	2017	8
8/5/2017	2	2743.66	2017	8
8/5/2017	3	2685.059	2017	8
8/5/2017	4	2686.76	2017	8
8/5/2017	5	2723.658	2017	8
8/5/2017	6	2703.959	2017	8
8/5/2017	7	2945.062	2017	8
8/5/2017	8	3153.429	2017	8
8/5/2017	9	3396.128	2017	8
8/5/2017	10	3537.978	2017	8
8/5/2017	11	3714.877	2017	8
8/5/2017	12	3826.179	2017	8
8/5/2017	13	3999.477	2017	8
8/5/2017	14	4135.579	2017	8
8/5/2017	15	4241.177	2017	8
8/5/2017	16	4254.378	2017	8
8/5/2017	17	4165.478	2017	8
8/5/2017	18	4047.577	2017	8
8/5/2017	19	3884.178	2017	8
8/5/2017	20	3822.174	2017	8
8/5/2017	21	3587.462	2017	8
8/5/2017	22	3344.226	2017	8
8/5/2017	23	3071.226	2017	8
8/6/2017	0	2943.775	2017	8
8/6/2017	1	2811.976	2017	8
8/6/2017	2	2734.074	2017	8
8/6/2017	3	2707.374	2017	8
8/6/2017	4	2706.473	2017	8
8/6/2017	5	2728.672	2017	8
8/6/2017	6	2715.374	2017	8
8/6/2017	7	2800.276	2017	8
8/6/2017	8	3034.675	2017	8
8/6/2017	9	3201.327	2017	8
8/6/2017	10	3393.627	2017	8
8/6/2017	11	3532.077	2017	8
8/6/2017	12	3635.679	2017	8
8/6/2017	13	3669.967	2017	8
8/6/2017	14	3633.714	2017	8
8/6/2017	15	3623.124	2017	8
8/6/2017	16	3646.075	2017	8
8/6/2017	17	3616.472	2017	8
8/6/2017	18	3503.171	2017	8
8/6/2017	19	3562.673	2017	8
8/6/2017	20	3555.767	2017	8
8/6/2017	21	3410.267	2017	8

Day	Hr	Total	Year	Month
8/6/2017	22	3211.317	2017	8
8/6/2017	23	3042.504	2017	8
8/7/2017	0	2937.91	2017	8
8/7/2017	1	2864.318	2017	8
8/7/2017	2	2834.917	2017	8
8/7/2017	3	2831.318	2017	8
8/7/2017	4	3030.567	2017	8
8/7/2017	5	3227.273	2017	8
8/7/2017	6	3462.618	2017	8
8/7/2017	7	3692.423	2017	8
8/7/2017	8	3796.419	2017	8
8/7/2017	9	3997.709	2017	8
8/7/2017	10	4146.227	2017	8
8/7/2017	11	4255.828	2017	8
8/7/2017	12	4318.777	2017	8
8/7/2017	13	4395.879	2017	8
8/7/2017	14	4403.277	2017	8
8/7/2017	15	4397.578	2017	8
8/7/2017	16	4408.177	2017	8
8/7/2017	17	4414.779	2017	8
8/7/2017	18	4319.977	2017	8
8/7/2017	19	4261.279	2017	8
8/7/2017	20	4269.577	2017	8
8/7/2017	21	4012.977	2017	8
8/7/2017	22	3701.576	2017	8
8/7/2017	23	3409.075	2017	8
8/8/2017	0	3210.774	2017	8
8/8/2017	1	3124.371	2017	8
8/8/2017	2	3041.407	2017	8
8/8/2017	3	3039.219	2017	8
8/8/2017	4	3127.971	2017	8
8/8/2017	5	3383.968	2017	8
8/8/2017	6	3497.667	2017	8
8/8/2017	7	3683.074	2017	8
8/8/2017	8	3892.574	2017	8
8/8/2017	9	4155.176	2017	8
8/8/2017	10	4413.204	2017	8
8/8/2017	11	4519.205	2017	8
8/8/2017	12	4705.955	2017	8
8/8/2017	13	4858.858	2017	8
8/8/2017	14	4954.557	2017	8
8/8/2017	15	5063.609	2017	8
8/8/2017	16	5113.507	2017	8
8/8/2017	17	5018.259	2017	8
8/8/2017	18	4846.752	2017	8
8/8/2017	19	4627.457	2017	8
8/8/2017	20	4441.808	2017	8
8/8/2017	21	4135.606	2017	8
8/8/2017	22	3792.757	2017	8
8/8/2017	23	3480.157	2017	8
8/9/2017	0	3272.007	2017	8
8/9/2017	1	3115.608	2017	8
8/9/2017	2	3030.557	2017	8
8/9/2017	3	2993.456	2017	8
8/9/2017	4	3075.553	2017	8
8/9/2017	5	3304.553	2017	8
8/9/2017	6	3437.554	2017	8
8/9/2017	7	3674.557	2017	8
8/9/2017	8	3878.058	2017	8
8/9/2017	9	4126.957	2017	8
8/9/2017	10	4390.359	2017	8
8/9/2017	11	4637.557	2017	8
8/9/2017	12	4798.159	2017	8
8/9/2017	13	5040.607	2017	8

Day	Hr	Total	Year	Month
8/9/2017	14	5138.208	2017	8
8/9/2017	15	5250.008	2017	8
8/9/2017	16	5289.909	2017	8
8/9/2017	17	5226.708	2017	8
8/9/2017	18	5032.508	2017	8
8/9/2017	19	4835.308	2017	8
8/9/2017	20	4711.608	2017	8
8/9/2017	21	4365.657	2017	8
8/9/2017	22	3983.752	2017	8
8/9/2017	23	3618.455	2017	8
8/10/2017	0	3412.758	2017	8
8/10/2017	1	3210.808	2017	8
8/10/2017	2	3203.507	2017	8
8/10/2017	3	3134.758	2017	8
8/10/2017	4	3267.806	2017	8
8/10/2017	5	3546.956	2017	8
8/10/2017	6	3705.205	2017	8
8/10/2017	7	3929.459	2017	8
8/10/2017	8	4145.558	2017	8
8/10/2017	9	4377.108	2017	8
8/10/2017	10	4609.921	2017	8
8/10/2017	11	4912.577	2017	8
8/10/2017	12	5128.933	2017	8
8/10/2017	13	5280.677	2017	8
8/10/2017	14	5361.926	2017	8
8/10/2017	15	5448.927	2017	8
8/10/2017	16	5476.976	2017	8
8/10/2017	17	5388.177	2017	8
8/10/2017	18	5196.477	2017	8
8/10/2017	19	5003.776	2017	8
8/10/2017	20	4902.478	2017	8
8/10/2017	21	4479.976	2017	8
8/10/2017	22	4130.57	2017	8
8/10/2017	23	3786.573	2017	8
8/11/2017	0	3535.972	2017	8
8/11/2017	1	3407.276	2017	8
8/11/2017	2	3229.476	2017	8
8/11/2017	3	3215.575	2017	8
8/11/2017	4	3260.275	2017	8
8/11/2017	5	3526.373	2017	8
8/11/2017	6	3738.674	2017	8
8/11/2017	7	3948.977	2017	8
8/11/2017	8	4201.212	2017	8
8/11/2017	9	4371.019	2017	8
8/11/2017	10	4671.227	2017	8
8/11/2017	11	4837.026	2017	8
8/11/2017	12	5083.477	2017	8
8/11/2017	13	5201.626	2017	8
8/11/2017	14	5127.527	2017	8
8/11/2017	15	5096.802	2017	8
8/11/2017	16	4998.227	2017	8
8/11/2017	17	4857.226	2017	8
8/11/2017	18	4780.978	2017	8
8/11/2017	19	4666.976	2017	8
8/11/2017	20	4530.676	2017	8
8/11/2017	21	4318.976	2017	8
8/11/2017	22	3973.072	2017	8
8/11/2017	23	3700.274	2017	8
8/12/2017	0	3500.971	2017	8
8/12/2017	1	3337.068	2017	8
8/12/2017	2	3204.869	2017	8
8/12/2017	3	3185.254	2017	8
8/12/2017	4	3161.861	2017	8
8/12/2017	5	3200.768	2017	8

Day	Hr	Total	Year	Month
8/12/2017	6	3310.768	2017	8
8/12/2017	7	3463.718	2017	8
8/12/2017	8	3740.325	2017	8
8/12/2017	9	4086.274	2017	8
8/12/2017	10	4360.773	2017	8
8/12/2017	11	4553.475	2017	8
8/12/2017	12	4706.574	2017	8
8/12/2017	13	4843.174	2017	8
8/12/2017	14	4853.173	2017	8
8/12/2017	15	4929.375	2017	8
8/12/2017	16	4934.773	2017	8
8/12/2017	17	4856.274	2017	8
8/12/2017	18	4564.673	2017	8
8/12/2017	19	4305.674	2017	8
8/12/2017	20	4196.274	2017	8
8/12/2017	21	3993.986	2017	8
8/12/2017	22	3546.267	2017	8
8/12/2017	23	3312.17	2017	8
8/13/2017	0	3117.074	2017	8
8/13/2017	1	2965.273	2017	8
8/13/2017	2	2786.122	2017	8
8/13/2017	3	2749.925	2017	8
8/13/2017	4	2735.853	2017	8
8/13/2017	5	2753.064	2017	8
8/13/2017	6	2759.235	2017	8
8/13/2017	7	2983.771	2017	8
8/13/2017	8	3279.875	2017	8
8/13/2017	9	3564.874	2017	8
8/13/2017	10	3807.274	2017	8
8/13/2017	11	4095.474	2017	8
8/13/2017	12	4316.974	2017	8
8/13/2017	13	4560.874	2017	8
8/13/2017	14	4670.574	2017	8
8/13/2017	15	4823.274	2017	8
8/13/2017	16	4902.173	2017	8
8/13/2017	17	4861.475	2017	8
8/13/2017	18	4675.473	2017	8
8/13/2017	19	4528.525	2017	8
8/13/2017	20	4427.124	2017	8
8/13/2017	21	4114.673	2017	8
8/13/2017	22	3835.973	2017	8
8/13/2017	23	3482.568	2017	8
8/14/2017	0	3335.616	2017	8
8/14/2017	1	3217.604	2017	8
8/14/2017	2	3116.664	2017	8
8/14/2017	3	3152.258	2017	8
8/14/2017	4	3279.137	2017	8
8/14/2017	5	3576.313	2017	8
8/14/2017	6	3819.535	2017	8
8/14/2017	7	3964.937	2017	8
8/14/2017	8	4056.634	2017	8
8/14/2017	9	4269.617	2017	8
8/14/2017	10	4505.659	2017	8
8/14/2017	11	4673.115	2017	8
8/14/2017	12	4880.462	2017	8
8/14/2017	13	4994.754	2017	8
8/14/2017	14	5123.151	2017	8
8/14/2017	15	5206.509	2017	8
8/14/2017	16	5203.647	2017	8
8/14/2017	17	5145.874	2017	8
8/14/2017	18	4992.761	2017	8
8/14/2017	19	4944.924	2017	8
8/14/2017	20	4814.624	2017	8
8/14/2017	21	4546.843	2017	8

Day	Hr	Total	Year	Month
8/14/2017	22	4220.329	2017	8
8/14/2017	23	3894.83	2017	8
8/15/2017	0	3712.199	2017	8
8/15/2017	1	3554.502	2017	8
8/15/2017	2	3423.562	2017	8
8/15/2017	3	3431.054	2017	8
8/15/2017	4	3524.477	2017	8
8/15/2017	5	3820.312	2017	8
8/15/2017	6	4038.71	2017	8
8/15/2017	7	4170.34	2017	8
8/15/2017	8	4454.583	2017	8
8/15/2017	9	4772.226	2017	8
8/15/2017	10	5043.478	2017	8
8/15/2017	11	5352.476	2017	8
8/15/2017	12	5582.877	2017	8
8/15/2017	13	5779.49	2017	8
8/15/2017	14	5875.127	2017	8
8/15/2017	15	5926.327	2017	8
8/15/2017	16	5865.176	2017	8
8/15/2017	17	5665.777	2017	8
8/15/2017	18	5529.727	2017	8
8/15/2017	19	5439.027	2017	8
8/15/2017	20	5313.227	2017	8
8/15/2017	21	4880.926	2017	8
8/15/2017	22	4461.577	2017	8
8/15/2017	23	4117.376	2017	8
8/16/2017	0	3829.876	2017	8
8/16/2017	1	3680.414	2017	8
8/16/2017	2	3547.202	2017	8
8/16/2017	3	3481.468	2017	8
8/16/2017	4	3600.619	2017	8
8/16/2017	5	3916.318	2017	8
8/16/2017	6	4067.169	2017	8
8/16/2017	7	4261.473	2017	8
8/16/2017	8	4545.677	2017	8
8/16/2017	9	4913.176	2017	8
8/16/2017	10	5280.078	2017	8
8/16/2017	11	5532.776	2017	8
8/16/2017	12	5752.877	2017	8
8/16/2017	13	5908.777	2017	8
8/16/2017	14	6027.277	2017	8
8/16/2017	15	6079.576	2017	8
8/16/2017	16	6086.528	2017	8
8/16/2017	17	6039.226	2017	8
8/16/2017	18	5816.577	2017	8
8/16/2017	19	5727.526	2017	8
8/16/2017	20	5502.478	2017	8
8/16/2017	21	5117.626	2017	8
8/16/2017	22	4694.077	2017	8
8/16/2017	23	4334.277	2017	8
8/17/2017	0	4059.876	2017	8
8/17/2017	1	3888.277	2017	8
8/17/2017	2	3778.227	2017	8
8/17/2017	3	3722.613	2017	8
8/17/2017	4	3838.865	2017	8
8/17/2017	5	4161.876	2017	8
8/17/2017	6	4280.577	2017	8
8/17/2017	7	4551.326	2017	8
8/17/2017	8	4877.428	2017	8
8/17/2017	9	5251.576	2017	8
8/17/2017	10	5605.477	2017	8
8/17/2017	11	5878.675	2017	8
8/17/2017	12	6078.676	2017	8
8/17/2017	13	6233.277	2017	8

Day	Hr	Total	Year	Month
8/17/2017	14	6198.627	2017	8
8/17/2017	15	6062.526	2017	8
8/17/2017	16	5969.378	2017	8
8/17/2017	17	5758.176	2017	8
8/17/2017	18	5526.576	2017	8
8/17/2017	19	5342.176	2017	8
8/17/2017	20	5156.301	2017	8
8/17/2017	21	4802.271	2017	8
8/17/2017	22	4428.309	2017	8
8/17/2017	23	4131.124	2017	8
8/18/2017	0	3881.676	2017	8
8/18/2017	1	3789.677	2017	8
8/18/2017	2	3646.472	2017	8
8/18/2017	3	3613.469	2017	8
8/18/2017	4	3739.119	2017	8
8/18/2017	5	4025.419	2017	8
8/18/2017	6	4248.069	2017	8
8/18/2017	7	4417.773	2017	8
8/18/2017	8	4692.278	2017	8
8/18/2017	9	4959.876	2017	8
8/18/2017	10	5183.977	2017	8
8/18/2017	11	5352.876	2017	8
8/18/2017	12	5494.478	2017	8
8/18/2017	13	5542.976	2017	8
8/18/2017	14	5647.078	2017	8
8/18/2017	15	5650.276	2017	8
8/18/2017	16	5596.178	2017	8
8/18/2017	17	5542.075	2017	8
8/18/2017	18	5301.578	2017	8
8/18/2017	19	5033.576	2017	8
8/18/2017	20	4846.777	2017	8
8/18/2017	21	4494.542	2017	8
8/18/2017	22	4171.975	2017	8
8/18/2017	23	3811.873	2017	8
8/19/2017	0	3534.818	2017	8
8/19/2017	1	3400.705	2017	8
8/19/2017	2	3266.761	2017	8
8/19/2017	3	3186.668	2017	8
8/19/2017	4	3182.668	2017	8
8/19/2017	5	3252.668	2017	8
8/19/2017	6	3255.319	2017	8
8/19/2017	7	3467.118	2017	8
8/19/2017	8	3776.471	2017	8
8/19/2017	9	4124.078	2017	8
8/19/2017	10	4464.576	2017	8
8/19/2017	11	4741.977	2017	8
8/19/2017	12	4979.976	2017	8
8/19/2017	13	5177.643	2017	8
8/19/2017	14	5317.976	2017	8
8/19/2017	15	5391.228	2017	8
8/19/2017	16	5423.225	2017	8
8/19/2017	17	5346.678	2017	8
8/19/2017	18	5141.776	2017	8
8/19/2017	19	4894.777	2017	8
8/19/2017	20	4744.977	2017	8
8/19/2017	21	4409.081	2017	8
8/19/2017	22	4065.526	2017	8
8/19/2017	23	3749.026	2017	8
8/20/2017	0	3526.275	2017	8
8/20/2017	1	3344.753	2017	8
8/20/2017	2	3164.363	2017	8
8/20/2017	3	3065.67	2017	8
8/20/2017	4	3058.275	2017	8
8/20/2017	5	3102.068	2017	8

Day	Hr	Total	Year	Month
8/20/2017	6	3124.567	2017	8
8/20/2017	7	3389.172	2017	8
8/20/2017	8	3785.176	2017	8
8/20/2017	9	4226.527	2017	8
8/20/2017	10	4587.627	2017	8
8/20/2017	11	4937.377	2017	8
8/20/2017	12	5159.576	2017	8
8/20/2017	13	5254.078	2017	8
8/20/2017	14	5423.276	2017	8
8/20/2017	15	5559.277	2017	8
8/20/2017	16	5584.176	2017	8
8/20/2017	17	5546.777	2017	8
8/20/2017	18	5352.676	2017	8
8/20/2017	19	5199.178	2017	8
8/20/2017	20	5047.176	2017	8
8/20/2017	21	4696.677	2017	8
8/20/2017	22	4309.327	2017	8
8/20/2017	23	4004.726	2017	8
8/21/2017	0	3758.826	2017	8
8/21/2017	1	3592.027	2017	8
8/21/2017	2	3477.975	2017	8
8/21/2017	3	3418.558	2017	8
8/21/2017	4	3551.608	2017	8
8/21/2017	5	3815.568	2017	8
8/21/2017	6	4004.819	2017	8
8/21/2017	7	4263.676	2017	8
8/21/2017	8	4648.386	2017	8
8/21/2017	9	5047.976	2017	8
8/21/2017	10	5420.978	2017	8
8/21/2017	11	5742.376	2017	8
8/21/2017	12	5943.077	2017	8
8/21/2017	13	5703.326	2017	8
8/21/2017	14	5844.428	2017	8
8/21/2017	15	6016.176	2017	8
8/21/2017	16	6046.378	2017	8
8/21/2017	17	5910.325	2017	8
8/21/2017	18	5706.828	2017	8
8/21/2017	19	5629.776	2017	8
8/21/2017	20	5420.628	2017	8
8/21/2017	21	4981.926	2017	8
8/21/2017	22	4628.576	2017	8
8/21/2017	23	4284.727	2017	8
8/22/2017	0	4047.027	2017	8
8/22/2017	1	3875.477	2017	8
8/22/2017	2	3724.077	2017	8
8/22/2017	3	3685.176	2017	8
8/22/2017	4	3816.777	2017	8
8/22/2017	5	4081.876	2017	8
8/22/2017	6	4273.076	2017	8
8/22/2017	7	4522.677	2017	8
8/22/2017	8	4891.827	2017	8
8/22/2017	9	5277.827	2017	8
8/22/2017	10	5592.976	2017	8
8/22/2017	11	5822.177	2017	8
8/22/2017	12	5862.677	2017	8
8/22/2017	13	5770.576	2017	8
8/22/2017	14	5748.978	2017	8
8/22/2017	15	5686.176	2017	8
8/22/2017	16	5440.773	2017	8
8/22/2017	17	5212.759	2017	8
8/22/2017	18	4969.373	2017	8
8/22/2017	19	4919.074	2017	8
8/22/2017	20	4738.769	2017	8
8/22/2017	21	4408.619	2017	8

Day	Hr	Total	Year	Month
8/22/2017	22	4097.719	2017	8
8/22/2017	23	3814.218	2017	8
8/23/2017	0	3632.119	2017	8
8/23/2017	1	3462.274	2017	8
8/23/2017	2	3330.473	2017	8
8/23/2017	3	3284.574	2017	8
8/23/2017	4	3443.875	2017	8
8/23/2017	5	3688.971	2017	8
8/23/2017	6	3838.767	2017	8
8/23/2017	7	4044.764	2017	8
8/23/2017	8	4190.467	2017	8
8/23/2017	9	4429.977	2017	8
8/23/2017	10	4618.578	2017	8
8/23/2017	11	4814.05	2017	8
8/23/2017	12	4907.527	2017	8
8/23/2017	13	5035.376	2017	8
8/23/2017	14	5126.377	2017	8
8/23/2017	15	5170.977	2017	8
8/23/2017	16	5155.826	2017	8
8/23/2017	17	5014.627	2017	8
8/23/2017	18	4861.127	2017	8
8/23/2017	19	4674.326	2017	8
8/23/2017	20	4515.773	2017	8
8/23/2017	21	4131.269	2017	8
8/23/2017	22	3687.177	2017	8
8/23/2017	23	3429.375	2017	8
8/24/2017	0	3258.074	2017	8
8/24/2017	1	3082.092	2017	8
8/24/2017	2	3028.503	2017	8
8/24/2017	3	2978.699	2017	8
8/24/2017	4	3071.062	2017	8
8/24/2017	5	3449.66	2017	8
8/24/2017	6	3506.16	2017	8
8/24/2017	7	3630.268	2017	8
8/24/2017	8	3843.878	2017	8
8/24/2017	9	4059.575	2017	8
8/24/2017	10	4263.181	2017	8
8/24/2017	11	4405.56	2017	8
8/24/2017	12	4518.828	2017	8
8/24/2017	13	4733.576	2017	8
8/24/2017	14	4838.776	2017	8
8/24/2017	15	4881.477	2017	8
8/24/2017	16	4872.476	2017	8
8/24/2017	17	4829.977	2017	8
8/24/2017	18	4610.978	2017	8
8/24/2017	19	4488.078	2017	8
8/24/2017	20	4315.081	2017	8
8/24/2017	21	3989.08	2017	8
8/24/2017	22	3618.981	2017	8
8/24/2017	23	3359.38	2017	8
8/25/2017	0	3132.381	2017	8
8/25/2017	1	3014.779	2017	8
8/25/2017	2	2875.081	2017	8
8/25/2017	3	2949.08	2017	8
8/25/2017	4	3016.078	2017	8
8/25/2017	5	3290.163	2017	8
8/25/2017	6	3418.878	2017	8
8/25/2017	7	3515.381	2017	8
8/25/2017	8	3698.879	2017	8
8/25/2017	9	3861.081	2017	8
8/25/2017	10	4037.077	2017	8
8/25/2017	11	4252.279	2017	8
8/25/2017	12	4383.877	2017	8
8/25/2017	13	4546.477	2017	8

Day	Hr	Total	Year	Month
8/25/2017	14	4592.776	2017	8
8/25/2017	15	4617.826	2017	8
8/25/2017	16	4537.927	2017	8
8/25/2017	17	4457.176	2017	8
8/25/2017	18	4279.778	2017	8
8/25/2017	19	4118.878	2017	8
8/25/2017	20	4045.081	2017	8
8/25/2017	21	3742.48	2017	8
8/25/2017	22	3463.981	2017	8
8/25/2017	23	3236.98	2017	8
8/26/2017	0	3021.18	2017	8
8/26/2017	1	2865.78	2017	8
8/26/2017	2	2803.88	2017	8
8/26/2017	3	2713.031	2017	8
8/26/2017	4	2719.43	2017	8
8/26/2017	5	2848.381	2017	8
8/26/2017	6	2858.78	2017	8
8/26/2017	7	3046.631	2017	8
8/26/2017	8	3244.029	2017	8
8/26/2017	9	3451.781	2017	8
8/26/2017	10	3642.377	2017	8
8/26/2017	11	3825.428	2017	8
8/26/2017	12	3904.429	2017	8
8/26/2017	13	4109.525	2017	8
8/26/2017	14	4223.323	2017	8
8/26/2017	15	4314.559	2017	8
8/26/2017	16	4320.676	2017	8
8/26/2017	17	4299.976	2017	8
8/26/2017	18	4114.077	2017	8
8/26/2017	19	3985.678	2017	8
8/26/2017	20	3789.48	2017	8
8/26/2017	21	3551.23	2017	8
8/26/2017	22	3315.68	2017	8
8/26/2017	23	3039.53	2017	8
8/27/2017	0	2868.981	2017	8
8/27/2017	1	2771.479	2017	8
8/27/2017	2	2680.082	2017	8
8/27/2017	3	2562.379	2017	8
8/27/2017	4	2631.681	2017	8
8/27/2017	5	2638.738	2017	8
8/27/2017	6	2629.431	2017	8
8/27/2017	7	2804.479	2017	8
8/27/2017	8	3033.981	2017	8
8/27/2017	9	3187.178	2017	8
8/27/2017	10	3463.578	2017	8
8/27/2017	11	3767.078	2017	8
8/27/2017	12	4015.076	2017	8
8/27/2017	13	4199.276	2017	8
8/27/2017	14	4440.927	2017	8
8/27/2017	15	4613.026	2017	8
8/27/2017	16	4718.277	2017	8
8/27/2017	17	4670.076	2017	8
8/27/2017	18	4548.278	2017	8
8/27/2017	19	4453.876	2017	8
8/27/2017	20	4270.878	2017	8
8/27/2017	21	3907.179	2017	8
8/27/2017	22	3564.831	2017	8
8/27/2017	23	3320.629	2017	8
8/28/2017	0	3139.38	2017	8
8/28/2017	1	3033.531	2017	8
8/28/2017	2	2960.93	2017	8
8/28/2017	3	2935.081	2017	8
8/28/2017	4	3106.979	2017	8
8/28/2017	5	3422.68	2017	8

Day	Hr	Total	Year	Month
8/28/2017	6	3631.88	2017	8
8/28/2017	7	3831.065	2017	8
8/28/2017	8	3961.074	2017	8
8/28/2017	9	4121.228	2017	8
8/28/2017	10	4206.331	2017	8
8/28/2017	11	4283.779	2017	8
8/28/2017	12	4406.478	2017	8
8/28/2017	13	4453.376	2017	8
8/28/2017	14	4479.876	2017	8
8/28/2017	15	4487.076	2017	8
8/28/2017	16	4443.977	2017	8
8/28/2017	17	4477.478	2017	8
8/28/2017	18	4388.376	2017	8
8/28/2017	19	4400.079	2017	8
8/28/2017	20	4265.978	2017	8
8/28/2017	21	3886.58	2017	8
8/28/2017	22	3617.68	2017	8
8/28/2017	23	3431.979	2017	8
8/29/2017	0	3256.58	2017	8
8/29/2017	1	3143.479	2017	8
8/29/2017	2	3065.38	2017	8
8/29/2017	3	3066.281	2017	8
8/29/2017	4	3180.88	2017	8
8/29/2017	5	3520.18	2017	8
8/29/2017	6	3666.429	2017	8
8/29/2017	7	3800.731	2017	8
8/29/2017	8	3924.579	2017	8
8/29/2017	9	4082.391	2017	8
8/29/2017	10	4256.392	2017	8
8/29/2017	11	4402.329	2017	8
8/29/2017	12	4602.676	2017	8
8/29/2017	13	4803.377	2017	8
8/29/2017	14	4862.073	2017	8
8/29/2017	15	4835.511	2017	8
8/29/2017	16	4886.226	2017	8
8/29/2017	17	4816.161	2017	8
8/29/2017	18	4664.679	2017	8
8/29/2017	19	4614.028	2017	8
8/29/2017	20	4465.631	2017	8
8/29/2017	21	4070.079	2017	8
8/29/2017	22	3717.28	2017	8
8/29/2017	23	3451.179	2017	8
8/30/2017	0	3306.482	2017	8
8/30/2017	1	3152.929	2017	8
8/30/2017	2	3059.331	2017	8
8/30/2017	3	3026.18	2017	8
8/30/2017	4	3182.481	2017	8
8/30/2017	5	3472.079	2017	8
8/30/2017	6	3667.481	2017	8
8/30/2017	7	3778.88	2017	8
8/30/2017	8	4008.08	2017	8
8/30/2017	9	4248.88	2017	8
8/30/2017	10	4528.127	2017	8
8/30/2017	11	4762.028	2017	8
8/30/2017	12	4906.476	2017	8
8/30/2017	13	5044.377	2017	8
8/30/2017	14	5117.976	2017	8
8/30/2017	15	5152.676	2017	8
8/30/2017	16	5160.627	2017	8
8/30/2017	17	5035.175	2017	8
8/30/2017	18	4838.928	2017	8
8/30/2017	19	4805.577	2017	8
8/30/2017	20	4601.229	2017	8
8/30/2017	21	4254.33	2017	8

Day	Hr	Total	Year	Month
8/30/2017	22	3919.28	2017	8
8/30/2017	23	3597.479	2017	8
8/31/2017	0	3385.131	2017	8
8/31/2017	1	3238.63	2017	8
8/31/2017	2	3131.181	2017	8
8/31/2017	3	3036.179	2017	8
8/31/2017	4	3212.681	2017	8
8/31/2017	5	3583.277	2017	8
8/31/2017	6	3786.464	2017	8
8/31/2017	7	3910.076	2017	8
8/31/2017	8	4013.879	2017	8
8/31/2017	9	4200.88	2017	8
8/31/2017	10	4398.878	2017	8
8/31/2017	11	4663.028	2017	8
8/31/2017	12	4871.525	2017	8
8/31/2017	13	5057.077	2017	8
8/31/2017	14	5174.776	2017	8
8/31/2017	15	5225.127	2017	8
8/31/2017	16	5151.025	2017	8
8/31/2017	17	5006.228	2017	8
8/31/2017	18	4861.928	2017	8
8/31/2017	19	4764.181	2017	8
8/31/2017	20	4554.979	2017	8
8/31/2017	21	4268.279	2017	8
8/31/2017	22	3964.58	2017	8
8/31/2017	23	3708.03	2017	8
9/1/2017	0	3436.28	2017	9
9/1/2017	1	3299.429	2017	9
9/1/2017	2	3154.081	2017	9
9/1/2017	3	3092.379	2017	9
9/1/2017	4	3158.581	2017	9
9/1/2017	5	3386.779	2017	9
9/1/2017	6	3634.93	2017	9
9/1/2017	7	3657.928	2017	9
9/1/2017	8	3664.078	2017	9
9/1/2017	9	3793.677	2017	9
9/1/2017	10	3748.172	2017	9
9/1/2017	11	3779.362	2017	9
9/1/2017	12	3760.676	2017	9
9/1/2017	13	3710.889	2017	9
9/1/2017	14	3661.377	2017	9
9/1/2017	15	3626.675	2017	9
9/1/2017	16	3571.077	2017	9
9/1/2017	17	3512.073	2017	9
9/1/2017	18	3510.825	2017	9
9/1/2017	19	3528.925	2017	9
9/1/2017	20	3384.873	2017	9
9/1/2017	21	3271.575	2017	9
9/1/2017	22	3078.876	2017	9
9/1/2017	23	2875.524	2017	9
9/2/2017	0	2791.824	2017	9
9/2/2017	1	2674.059	2017	9
9/2/2017	2	2642.374	2017	9
9/2/2017	3	2587.577	2017	9
9/2/2017	4	2595.776	2017	9
9/2/2017	5	2665.475	2017	9
9/2/2017	6	2714.377	2017	9
9/2/2017	7	2828.576	2017	9
9/2/2017	8	2942.179	2017	9
9/2/2017	9	3080.576	2017	9
9/2/2017	10	3088.979	2017	9
9/2/2017	11	3064.479	2017	9
9/2/2017	12	3071.578	2017	9
9/2/2017	13	3037.431	2017	9

Day	Hr	Total	Year	Month
9/2/2017	14	3076.014	2017	9
9/2/2017	15	3096.776	2017	9
9/2/2017	16	3109.23	2017	9
9/2/2017	17	3086.63	2017	9
9/2/2017	18	3117.016	2017	9
9/2/2017	19	3121.381	2017	9
9/2/2017	20	3103.279	2017	9
9/2/2017	21	2995.63	2017	9
9/2/2017	22	2833.528	2017	9
9/2/2017	23	2668.479	2017	9
9/3/2017	0	2570.728	2017	9
9/3/2017	1	2521.327	2017	9
9/3/2017	2	2470.279	2017	9
9/3/2017	3	2428.076	2017	9
9/3/2017	4	2480.877	2017	9
9/3/2017	5	2499.37	2017	9
9/3/2017	6	2512.764	2017	9
9/3/2017	7	2671.578	2017	9
9/3/2017	8	2804.079	2017	9
9/3/2017	9	2903.183	2017	9
9/3/2017	10	3062.279	2017	9
9/3/2017	11	3164.779	2017	9
9/3/2017	12	3267.676	2017	9
9/3/2017	13	3390.776	2017	9
9/3/2017	14	3526.476	2017	9
9/3/2017	15	3659.776	2017	9
9/3/2017	16	3824.676	2017	9
9/3/2017	17	3828.677	2017	9
9/3/2017	18	3728.176	2017	9
9/3/2017	19	3749.078	2017	9
9/3/2017	20	3628.881	2017	9
9/3/2017	21	3419.479	2017	9
9/3/2017	22	3164.581	2017	9
9/3/2017	23	2985.38	2017	9
9/4/2017	0	2833.88	2017	9
9/4/2017	1	2716.58	2017	9
9/4/2017	2	2676.08	2017	9
9/4/2017	3	2610.077	2017	9
9/4/2017	4	2673.064	2017	9
9/4/2017	5	2753.577	2017	9
9/4/2017	6	2770.981	2017	9
9/4/2017	7	2836.729	2017	9
9/4/2017	8	3138.627	2017	9
9/4/2017	9	3529.078	2017	9
9/4/2017	10	3869.476	2017	9
9/4/2017	11	4101.227	2017	9
9/4/2017	12	4354.026	2017	9
9/4/2017	13	4523.576	2017	9
9/4/2017	14	4690.776	2017	9
9/4/2017	15	4775.226	2017	9
9/4/2017	16	4807.727	2017	9
9/4/2017	17	4749.975	2017	9
9/4/2017	18	4608.577	2017	9
9/4/2017	19	4514.426	2017	9
9/4/2017	20	4379.726	2017	9
9/4/2017	21	4041.278	2017	9
9/4/2017	22	3678.727	2017	9
9/4/2017	23	3423.228	2017	9
9/5/2017	0	3246.177	2017	9
9/5/2017	1	3115.678	2017	9
9/5/2017	2	3064.078	2017	9
9/5/2017	3	3094.577	2017	9
9/5/2017	4	3221.763	2017	9
9/5/2017	5	3606.978	2017	9

Day	Hr	Total	Year	Month
9/5/2017	6	3856.279	2017	9
9/5/2017	7	3935.081	2017	9
9/5/2017	8	3979.729	2017	9
9/5/2017	9	4025.229	2017	9
9/5/2017	10	4016.18	2017	9
9/5/2017	11	4040.381	2017	9
9/5/2017	12	4049.779	2017	9
9/5/2017	13	4010.814	2017	9
9/5/2017	14	4057.179	2017	9
9/5/2017	15	4003.628	2017	9
9/5/2017	16	4029.528	2017	9
9/5/2017	17	4027.378	2017	9
9/5/2017	18	3931.781	2017	9
9/5/2017	19	3947.73	2017	9
9/5/2017	20	3796.231	2017	9
9/5/2017	21	3567.079	2017	9
9/5/2017	22	3271.181	2017	9
9/5/2017	23	3023.179	2017	9
9/6/2017	0	2885.481	2017	9
9/6/2017	1	2799.98	2017	9
9/6/2017	2	2742.779	2017	9
9/6/2017	3	2734.879	2017	9
9/6/2017	4	2844.867	2017	9
9/6/2017	5	3192.868	2017	9
9/6/2017	6	3307.677	2017	9
9/6/2017	7	3440.08	2017	9
9/6/2017	8	3536.48	2017	9
9/6/2017	9	3644.681	2017	9
9/6/2017	10	3687.079	2017	9
9/6/2017	11	3764.378	2017	9
9/6/2017	12	3792.731	2017	9
9/6/2017	13	3840.228	2017	9
9/6/2017	14	3835.579	2017	9
9/6/2017	15	3803.98	2017	9
9/6/2017	16	3737.98	2017	9
9/6/2017	17	3679.479	2017	9
9/6/2017	18	3596.581	2017	9
9/6/2017	19	3704.08	2017	9
9/6/2017	20	3629.281	2017	9
9/6/2017	21	3342.779	2017	9
9/6/2017	22	3134.88	2017	9
9/6/2017	23	2947.778	2017	9
9/7/2017	0	2803.166	2017	9
9/7/2017	1	2753.369	2017	9
9/7/2017	2	2727.377	2017	9
9/7/2017	3	2688.828	2017	9
9/7/2017	4	2873.026	2017	9
9/7/2017	5	3194.378	2017	9
9/7/2017	6	3360.477	2017	9
9/7/2017	7	3424.678	2017	9
9/7/2017	8	3574.28	2017	9
9/7/2017	9	3624.88	2017	9
9/7/2017	10	3670.23	2017	9
9/7/2017	11	3739.029	2017	9
9/7/2017	12	3760.278	2017	9
9/7/2017	13	3770.479	2017	9
9/7/2017	14	3743.03	2017	9
9/7/2017	15	3709.928	2017	9
9/7/2017	16	3700.029	2017	9
9/7/2017	17	3659.48	2017	9
9/7/2017	18	3619.823	2017	9
9/7/2017	19	3707.167	2017	9
9/7/2017	20	3600.279	2017	9
9/7/2017	21	3373.881	2017	9

Day	Hr	Total	Year	Month
9/7/2017	22	3167.78	2017	9
9/7/2017	23	2985.479	2017	9
9/8/2017	0	2809.679	2017	9
9/8/2017	1	2760.179	2017	9
9/8/2017	2	2768.077	2017	9
9/8/2017	3	2753.578	2017	9
9/8/2017	4	2895.078	2017	9
9/8/2017	5	3203.676	2017	9
9/8/2017	6	3369.128	2017	9
9/8/2017	7	3434.428	2017	9
9/8/2017	8	3535.781	2017	9
9/8/2017	9	3635.279	2017	9
9/8/2017	10	3676.48	2017	9
9/8/2017	11	3773.777	2017	9
9/8/2017	12	3859.565	2017	9
9/8/2017	13	3923.071	2017	9
9/8/2017	14	3983.876	2017	9
9/8/2017	15	4010.977	2017	9
9/8/2017	16	4006.625	2017	9
9/8/2017	17	3977.926	2017	9
9/8/2017	18	3828.479	2017	9
9/8/2017	19	3813.281	2017	9
9/8/2017	20	3698.58	2017	9
9/8/2017	21	3439.78	2017	9
9/8/2017	22	3235.28	2017	9
9/8/2017	23	2996.58	2017	9
9/9/2017	0	2845.083	2017	9
9/9/2017	1	2712.579	2017	9
9/9/2017	2	2659.881	2017	9
9/9/2017	3	2591.778	2017	9
9/9/2017	4	2648.178	2017	9
9/9/2017	5	2759.429	2017	9
9/9/2017	6	2821.828	2017	9
9/9/2017	7	2940.764	2017	9
9/9/2017	8	3067.372	2017	9
9/9/2017	9	3248.681	2017	9
9/9/2017	10	3294.829	2017	9
9/9/2017	11	3378.828	2017	9
9/9/2017	12	3479.078	2017	9
9/9/2017	13	3532.178	2017	9
9/9/2017	14	3633.878	2017	9
9/9/2017	15	3726.076	2017	9
9/9/2017	16	3718.727	2017	9
9/9/2017	17	3674.729	2017	9
9/9/2017	18	3550.379	2017	9
9/9/2017	19	3533.281	2017	9
9/9/2017	20	3395.979	2017	9
9/9/2017	21	3179.481	2017	9
9/9/2017	22	2954.779	2017	9
9/9/2017	23	2748.081	2017	9
9/10/2017	0	2627.429	2017	9
9/10/2017	1	2537.129	2017	9
9/10/2017	2	2487.579	2017	9
9/10/2017	3	2474.171	2017	9
9/10/2017	4	2481.564	2017	9
9/10/2017	5	2518.077	2017	9
9/10/2017	6	2573.98	2017	9
9/10/2017	7	2709.377	2017	9
9/10/2017	8	2856.829	2017	9
9/10/2017	9	2977.13	2017	9
9/10/2017	10	3095.58	2017	9
9/10/2017	11	3155.479	2017	9
9/10/2017	12	3299.578	2017	9
9/10/2017	13	3355.578	2017	9

Day	Hr	Total	Year	Month
9/10/2017	14	3474.478	2017	9
9/10/2017	15	3589.478	2017	9
9/10/2017	16	3675.878	2017	9
9/10/2017	17	3690.728	2017	9
9/10/2017	18	3551.061	2017	9
9/10/2017	19	3655.681	2017	9
9/10/2017	20	3504.179	2017	9
9/10/2017	21	3255.481	2017	9
9/10/2017	22	3008.98	2017	9
9/10/2017	23	2809.681	2017	9
9/11/2017	0	2667.07	2017	9
9/11/2017	1	2572.867	2017	9
9/11/2017	2	2526.58	2017	9
9/11/2017	3	2615.478	2017	9
9/11/2017	4	2794.979	2017	9
9/11/2017	5	3129.078	2017	9
9/11/2017	6	3330.68	2017	9
9/11/2017	7	3433.778	2017	9
9/11/2017	8	3550.879	2017	9
9/11/2017	9	3619.379	2017	9
9/11/2017	10	3656.98	2017	9
9/11/2017	11	3720.631	2017	9
9/11/2017	12	3735.529	2017	9
9/11/2017	13	3736.381	2017	9
9/11/2017	14	3704.279	2017	9
9/11/2017	15	3661.88	2017	9
9/11/2017	16	3616.778	2017	9
9/11/2017	17	3626.181	2017	9
9/11/2017	18	3635.129	2017	9
9/11/2017	19	3757.718	2017	9
9/11/2017	20	3572.023	2017	9
9/11/2017	21	3408.73	2017	9
9/11/2017	22	3136.68	2017	9
9/11/2017	23	2961.179	2017	9
9/12/2017	0	2841.579	2017	9
9/12/2017	1	2774.679	2017	9
9/12/2017	2	2733.18	2017	9
9/12/2017	3	2750.379	2017	9
9/12/2017	4	2924.179	2017	9
9/12/2017	5	3217.078	2017	9
9/12/2017	6	3430.829	2017	9
9/12/2017	7	3528.128	2017	9
9/12/2017	8	3549.977	2017	9
9/12/2017	9	3681.779	2017	9
9/12/2017	10	3743.078	2017	9
9/12/2017	11	3824.58	2017	9
9/12/2017	12	3873.362	2017	9
9/12/2017	13	3883.076	2017	9
9/12/2017	14	4012.23	2017	9
9/12/2017	15	3862.13	2017	9
9/12/2017	16	3894.679	2017	9
9/12/2017	17	3872.579	2017	9
9/12/2017	18	3897.23	2017	9
9/12/2017	19	3926.43	2017	9
9/12/2017	20	3737.481	2017	9
9/12/2017	21	3509.679	2017	9
9/12/2017	22	3196.581	2017	9
9/12/2017	23	3083.179	2017	9
9/13/2017	0	2925.531	2017	9
9/13/2017	1	2871.279	2017	9
9/13/2017	2	2804.28	2017	9
9/13/2017	3	2826.23	2017	9
9/13/2017	4	2967.88	2017	9
9/13/2017	5	3242.38	2017	9

Day	Hr	Total	Year	Month
9/13/2017	6	3495.577	2017	9
9/13/2017	7	3642.062	2017	9
9/13/2017	8	3699.178	2017	9
9/13/2017	9	3749.779	2017	9
9/13/2017	10	3742.679	2017	9
9/13/2017	11	3740.181	2017	9
9/13/2017	12	3801.179	2017	9
9/13/2017	13	3725.381	2017	9
9/13/2017	14	3680.279	2017	9
9/13/2017	15	3654.281	2017	9
9/13/2017	16	3549.679	2017	9
9/13/2017	17	3611.38	2017	9
9/13/2017	18	3601.979	2017	9
9/13/2017	19	3702.379	2017	9
9/13/2017	20	3548.48	2017	9
9/13/2017	21	3332.979	2017	9
9/13/2017	22	3157.879	2017	9
9/13/2017	23	2916.675	2017	9
9/14/2017	0	2861.264	2017	9
9/14/2017	1	2780.978	2017	9
9/14/2017	2	2729.88	2017	9
9/14/2017	3	2763.579	2017	9
9/14/2017	4	2904.781	2017	9
9/14/2017	5	3247.478	2017	9
9/14/2017	6	3448.781	2017	9
9/14/2017	7	3506.58	2017	9
9/14/2017	8	3583.23	2017	9
9/14/2017	9	3618.43	2017	9
9/14/2017	10	3776.729	2017	9
9/14/2017	11	3774.331	2017	9
9/14/2017	12	3764.879	2017	9
9/14/2017	13	3867.679	2017	9
9/14/2017	14	3906.93	2017	9
9/14/2017	15	3909.678	2017	9
9/14/2017	16	3947.928	2017	9
9/14/2017	17	3925.978	2017	9
9/14/2017	18	3885.676	2017	9
9/14/2017	19	3967.664	2017	9
9/14/2017	20	3789.481	2017	9
9/14/2017	21	3609.329	2017	9
9/14/2017	22	3368.131	2017	9
9/14/2017	23	3106.779	2017	9
9/15/2017	0	2876.681	2017	9
9/15/2017	1	2854.88	2017	9
9/15/2017	2	2830.08	2017	9
9/15/2017	3	2781.079	2017	9
9/15/2017	4	2960.08	2017	9
9/15/2017	5	3267.03	2017	9
9/15/2017	6	3431.629	2017	9
9/15/2017	7	3534.88	2017	9
9/15/2017	8	3698.979	2017	9
9/15/2017	9	3831.981	2017	9
9/15/2017	10	3958.58	2017	9
9/15/2017	11	4173.379	2017	9
9/15/2017	12	4366.476	2017	9
9/15/2017	13	4487.877	2017	9
9/15/2017	14	4598.076	2017	9
9/15/2017	15	4648.177	2017	9
9/15/2017	16	4649.125	2017	9
9/15/2017	17	4562.527	2017	9
9/15/2017	18	4395.525	2017	9
9/15/2017	19	4324.112	2017	9
9/15/2017	20	4083.175	2017	9
9/15/2017	21	3845.13	2017	9

Day	Hr	Total	Year	Month
9/15/2017	22	3500.33	2017	9
9/15/2017	23	3271.379	2017	9
9/16/2017	0	3089.581	2017	9
9/16/2017	1	2940.68	2017	9
9/16/2017	2	2794.481	2017	9
9/16/2017	3	2748.68	2017	9
9/16/2017	4	2746.98	2017	9
9/16/2017	5	2835.38	2017	9
9/16/2017	6	2944.231	2017	9
9/16/2017	7	3132.729	2017	9
9/16/2017	8	3343.631	2017	9
9/16/2017	9	3552.128	2017	9
9/16/2017	10	3836.778	2017	9
9/16/2017	11	4103.876	2017	9
9/16/2017	12	4273.126	2017	9
9/16/2017	13	4436.127	2017	9
9/16/2017	14	4570.176	2017	9
9/16/2017	15	4674.977	2017	9
9/16/2017	16	4706.576	2017	9
9/16/2017	17	4593.277	2017	9
9/16/2017	18	4358.875	2017	9
9/16/2017	19	4304.979	2017	9
9/16/2017	20	4050.328	2017	9
9/16/2017	21	3773.631	2017	9
9/16/2017	22	3403.979	2017	9
9/16/2017	23	3146.93	2017	9
9/17/2017	0	2964.094	2017	9
9/17/2017	1	2870.981	2017	9
9/17/2017	2	2748.73	2017	9
9/17/2017	3	2705.43	2017	9
9/17/2017	4	2690.316	2017	9
9/17/2017	5	2732.422	2017	9
9/17/2017	6	2788.131	2017	9
9/17/2017	7	2920.93	2017	9
9/17/2017	8	3176.579	2017	9
9/17/2017	9	3446.077	2017	9
9/17/2017	10	3763.278	2017	9
9/17/2017	11	4063.976	2017	9
9/17/2017	12	4321.177	2017	9
9/17/2017	13	4504.676	2017	9
9/17/2017	14	4605.677	2017	9
9/17/2017	15	4732.176	2017	9
9/17/2017	16	4840.626	2017	9
9/17/2017	17	4748.026	2017	9
9/17/2017	18	4618.577	2017	9
9/17/2017	19	4567.577	2017	9
9/17/2017	20	4261.878	2017	9
9/17/2017	21	3953.68	2017	9
9/17/2017	22	3568.08	2017	9
9/17/2017	23	3282.779	2017	9
9/18/2017	0	3087.581	2017	9
9/18/2017	1	2948.78	2017	9
9/18/2017	2	2911.879	2017	9
9/18/2017	3	2935.68	2017	9
9/18/2017	4	3094.68	2017	9
9/18/2017	5	3470.081	2017	9
9/18/2017	6	3694.779	2017	9
9/18/2017	7	3815.58	2017	9
9/18/2017	8	3992.98	2017	9
9/18/2017	9	4262.378	2017	9
9/18/2017	10	4555.577	2017	9
9/18/2017	11	4832.725	2017	9
9/18/2017	12	5025.227	2017	9
9/18/2017	13	5093.976	2017	9

Day	Hr	Total	Year	Month
9/18/2017	14	5147.577	2017	9
9/18/2017	15	5160.486	2017	9
9/18/2017	16	5139.577	2017	9
9/18/2017	17	4964.376	2017	9
9/18/2017	18	4887.462	2017	9
9/18/2017	19	4886.818	2017	9
9/18/2017	20	4588.228	2017	9
9/18/2017	21	4264.177	2017	9
9/18/2017	22	3929.882	2017	9
9/18/2017	23	3617.178	2017	9
9/19/2017	0	3441.779	2017	9
9/19/2017	1	3323.181	2017	9
9/19/2017	2	3220.279	2017	9
9/19/2017	3	3218.68	2017	9
9/19/2017	4	3345.288	2017	9
9/19/2017	5	3681.281	2017	9
9/19/2017	6	3929.579	2017	9
9/19/2017	7	3979.779	2017	9
9/19/2017	8	4129.38	2017	9
9/19/2017	9	4132.98	2017	9
9/19/2017	10	4244.981	2017	9
9/19/2017	11	4323.628	2017	9
9/19/2017	12	4380.83	2017	9
9/19/2017	13	4432.479	2017	9
9/19/2017	14	4520.378	2017	9
9/19/2017	15	4591.378	2017	9
9/19/2017	16	4620.378	2017	9
9/19/2017	17	4578.979	2017	9
9/19/2017	18	4549.775	2017	9
9/19/2017	19	4527.463	2017	9
9/19/2017	20	4322.577	2017	9
9/19/2017	21	3978.979	2017	9
9/19/2017	22	3636.278	2017	9
9/19/2017	23	3384.381	2017	9
9/20/2017	0	3239.08	2017	9
9/20/2017	1	3115.38	2017	9
9/20/2017	2	3054.18	2017	9
9/20/2017	3	3035.48	2017	9
9/20/2017	4	3163.981	2017	9
9/20/2017	5	3542.98	2017	9
9/20/2017	6	3655.68	2017	9
9/20/2017	7	3773.279	2017	9
9/20/2017	8	3958.175	2017	9
9/20/2017	9	4268.97	2017	9
9/20/2017	10	4549.956	2017	9
9/20/2017	11	4842.708	2017	9
9/20/2017	12	5131.907	2017	9
9/20/2017	13	5341.158	2017	9
9/20/2017	14	5461.357	2017	9
9/20/2017	15	5523.658	2017	9
9/20/2017	16	5524.957	2017	9
9/20/2017	17	5387.809	2017	9
9/20/2017	18	5182.107	2017	9
9/20/2017	19	5106.858	2017	9
9/20/2017	20	4824.46	2017	9
9/20/2017	21	4422.359	2017	9
9/20/2017	22	4091.81	2017	9
9/20/2017	23	3733.609	2017	9
9/21/2017	0	3499.862	2017	9
9/21/2017	1	3356.76	2017	9
9/21/2017	2	3255.259	2017	9
9/21/2017	3	3191.362	2017	9
9/21/2017	4	3312.26	2017	9
9/21/2017	5	3628.861	2017	9

Day	Hr	Total	Year	Month
9/21/2017	6	3882.461	2017	9
9/21/2017	7	3977.259	2017	9
9/21/2017	8	4234.36	2017	9
9/21/2017	9	4549.658	2017	9
9/21/2017	10	4881.359	2017	9
9/21/2017	11	5208.057	2017	9
9/21/2017	12	5452.358	2017	9
9/21/2017	13	5600.058	2017	9
9/21/2017	14	5727.358	2017	9
9/21/2017	15	5762.808	2017	9
9/21/2017	16	5684.307	2017	9
9/21/2017	17	5602.458	2017	9
9/21/2017	18	5346.457	2017	9
9/21/2017	19	5307.881	2017	9
9/21/2017	20	4934.208	2017	9
9/21/2017	21	4559.259	2017	9
9/21/2017	22	4179.96	2017	9
9/21/2017	23	3815.359	2017	9
9/22/2017	0	3599.861	2017	9
9/22/2017	1	3413.96	2017	9
9/22/2017	2	3321.959	2017	9
9/22/2017	3	3238.909	2017	9
9/22/2017	4	3362.609	2017	9
9/22/2017	5	3716.859	2017	9
9/22/2017	6	3846.258	2017	9
9/22/2017	7	3964.326	2017	9
9/22/2017	8	4214.309	2017	9
9/22/2017	9	4538.659	2017	9
9/22/2017	10	4846.676	2017	9
9/22/2017	11	5187.326	2017	9
9/22/2017	12	5398.677	2017	9
9/22/2017	13	5563.776	2017	9
9/22/2017	14	5625.826	2017	9
9/22/2017	15	5702.077	2017	9
9/22/2017	16	5578.876	2017	9
9/22/2017	17	5365.177	2017	9
9/22/2017	18	5085.954	2017	9
9/22/2017	19	4979.076	2017	9
9/22/2017	20	4655.48	2017	9
9/22/2017	21	4300.678	2017	9
9/22/2017	22	3967.528	2017	9
9/22/2017	23	3649.427	2017	9
9/23/2017	0	3399.581	2017	9
9/23/2017	1	3239.281	2017	9
9/23/2017	2	3028.181	2017	9
9/23/2017	3	3036.479	2017	9
9/23/2017	4	2984.381	2017	9
9/23/2017	5	3024.98	2017	9
9/23/2017	6	3158.28	2017	9
9/23/2017	7	3290.981	2017	9
9/23/2017	8	3588.779	2017	9
9/23/2017	9	3924.377	2017	9
9/23/2017	10	4268.929	2017	9
9/23/2017	11	4546.726	2017	9
9/23/2017	12	4769.378	2017	9
9/23/2017	13	4968.176	2017	9
9/23/2017	14	5131.878	2017	9
9/23/2017	15	5187.376	2017	9
9/23/2017	16	5132.127	2017	9
9/23/2017	17	5016.128	2017	9
9/23/2017	18	4711.977	2017	9
9/23/2017	19	4601.577	2017	9
9/23/2017	20	4242.578	2017	9
9/23/2017	21	3971.38	2017	9

Day	Hr	Total	Year	Month
9/23/2017	22	3667.131	2017	9
9/23/2017	23	3407.829	2017	9
9/24/2017	0	3168.981	2017	9
9/24/2017	1	2964.729	2017	9
9/24/2017	2	2957.88	2017	9
9/24/2017	3	2828.732	2017	9
9/24/2017	4	2824.579	2017	9
9/24/2017	5	2858.481	2017	9
9/24/2017	6	2905.48	2017	9
9/24/2017	7	3071.481	2017	9
9/24/2017	8	3363.978	2017	9
9/24/2017	9	3725.878	2017	9
9/24/2017	10	3972.979	2017	9
9/24/2017	11	4360.876	2017	9
9/24/2017	12	4651.178	2017	9
9/24/2017	13	4812.876	2017	9
9/24/2017	14	5002.178	2017	9
9/24/2017	15	5018.276	2017	9
9/24/2017	16	5088.077	2017	9
9/24/2017	17	4969.627	2017	9
9/24/2017	18	4691.027	2017	9
9/24/2017	19	4689.377	2017	9
9/24/2017	20	4381.779	2017	9
9/24/2017	21	4040.779	2017	9
9/24/2017	22	3673.081	2017	9
9/24/2017	23	3412.38	2017	9
9/25/2017	0	3208.681	2017	9
9/25/2017	1	3064.479	2017	9
9/25/2017	2	2991.78	2017	9
9/25/2017	3	2980.382	2017	9
9/25/2017	4	3198.08	2017	9
9/25/2017	5	3530.48	2017	9
9/25/2017	6	3717.481	2017	9
9/25/2017	7	3798.48	2017	9
9/25/2017	8	4077.877	2017	9
9/25/2017	9	4298.161	2017	9
9/25/2017	10	4609.994	2017	9
9/25/2017	11	4998.576	2017	9
9/25/2017	12	5230.278	2017	9
9/25/2017	13	5500.425	2017	9
9/25/2017	14	5592.728	2017	9
9/25/2017	15	5533.226	2017	9
9/25/2017	16	5543.327	2017	9
9/25/2017	17	5422.377	2017	9
9/25/2017	18	5197.777	2017	9
9/25/2017	19	5114.126	2017	9
9/25/2017	20	4780.728	2017	9
9/25/2017	21	4361.879	2017	9
9/25/2017	22	4024.379	2017	9
9/25/2017	23	3670.882	2017	9
9/26/2017	0	3454.839	2017	9
9/26/2017	1	3317.031	2017	9
9/26/2017	2	3191.779	2017	9
9/26/2017	3	3086.781	2017	9
9/26/2017	4	3278.38	2017	9
9/26/2017	5	3623.679	2017	9
9/26/2017	6	3816.282	2017	9
9/26/2017	7	3920.98	2017	9
9/26/2017	8	4148.078	2017	9
9/26/2017	9	4439.879	2017	9
9/26/2017	10	4761.377	2017	9
9/26/2017	11	5076.728	2017	9
9/26/2017	12	5275.226	2017	9
9/26/2017	13	5512.777	2017	9

Day	Hr	Total	Year	Month
9/26/2017	14	5658.476	2017	9
9/26/2017	15	5658.177	2017	9
9/26/2017	16	5663.326	2017	9
9/26/2017	17	5501.628	2017	9
9/26/2017	18	5294.726	2017	9
9/26/2017	19	5181.827	2017	9
9/26/2017	20	4782.579	2017	9
9/26/2017	21	4383.479	2017	9
9/26/2017	22	3999.082	2017	9
9/26/2017	23	3647.879	2017	9
9/27/2017	0	3437.281	2017	9
9/27/2017	1	3289.879	2017	9
9/27/2017	2	3145.781	2017	9
9/27/2017	3	3120.88	2017	9
9/27/2017	4	3254.179	2017	9
9/27/2017	5	3568.682	2017	9
9/27/2017	6	3805.28	2017	9
9/27/2017	7	3925.696	2017	9
9/27/2017	8	4146.477	2017	9
9/27/2017	9	4443.965	2017	9
9/27/2017	10	4722.969	2017	9
9/27/2017	11	5061.626	2017	9
9/27/2017	12	5349.726	2017	9
9/27/2017	13	5524.118	2017	9
9/27/2017	14	5719.276	2017	9
9/27/2017	15	5728.276	2017	9
9/27/2017	16	5587.127	2017	9
9/27/2017	17	5386.326	2017	9
9/27/2017	18	5218.377	2017	9
9/27/2017	19	5105.677	2017	9
9/27/2017	20	4831.478	2017	9
9/27/2017	21	4437.578	2017	9
9/27/2017	22	4086.678	2017	9
9/27/2017	23	3732.182	2017	9
9/28/2017	0	3461.578	2017	9
9/28/2017	1	3301.181	2017	9
9/28/2017	2	3127.28	2017	9
9/28/2017	3	3035.481	2017	9
9/28/2017	4	3142.48	2017	9
9/28/2017	5	3513.98	2017	9
9/28/2017	6	3628.98	2017	9
9/28/2017	7	3615.43	2017	9
9/28/2017	8	3705.031	2017	9
9/28/2017	9	3822.38	2017	9
9/28/2017	10	4031.979	2017	9
9/28/2017	11	4194.979	2017	9
9/28/2017	12	4330.578	2017	9
9/28/2017	13	4432.728	2017	9
9/28/2017	14	4520.528	2017	9
9/28/2017	15	4534.778	2017	9
9/28/2017	16	4472.578	2017	9
9/28/2017	17	4326.828	2017	9
9/28/2017	18	4191.531	2017	9
9/28/2017	19	4161.88	2017	9
9/28/2017	20	3929.979	2017	9
9/28/2017	21	3653.73	2017	9
9/28/2017	22	3345.126	2017	9
9/28/2017	23	3136.164	2017	9
9/29/2017	0	2964.078	2017	9
9/29/2017	1	2846.481	2017	9
9/29/2017	2	2804.26	2017	9
9/29/2017	3	2776.581	2017	9
9/29/2017	4	2903.08	2017	9
9/29/2017	5	3159.38	2017	9

Day	Hr	Total	Year	Month
9/29/2017	6	3396.679	2017	9
9/29/2017	7	3484.88	2017	9
9/29/2017	8	3601.03	2017	9
9/29/2017	9	3702.329	2017	9
9/29/2017	10	3820.078	2017	9
9/29/2017	11	3891.478	2017	9
9/29/2017	12	4007.178	2017	9
9/29/2017	13	4112.878	2017	9
9/29/2017	14	4191.378	2017	9
9/29/2017	15	4239.826	2017	9
9/29/2017	16	4235.427	2017	9
9/29/2017	17	4085.777	2017	9
9/29/2017	18	3936.978	2017	9
9/29/2017	19	3884.381	2017	9
9/29/2017	20	3692.679	2017	9
9/29/2017	21	3443.481	2017	9
9/29/2017	22	3164.281	2017	9
9/29/2017	23	2946.78	2017	9
9/30/2017	0	2778.181	2017	9
9/30/2017	1	2626.974	2017	9
9/30/2017	2	2537.864	2017	9
9/30/2017	3	2494.879	2017	9
9/30/2017	4	2514.08	2017	9
9/30/2017	5	2595.078	2017	9
9/30/2017	6	2684.78	2017	9
9/30/2017	7	2777.279	2017	9
9/30/2017	8	2930.38	2017	9
9/30/2017	9	3021.18	2017	9
9/30/2017	10	3079.281	2017	9
9/30/2017	11	3175.778	2017	9
9/30/2017	12	3168.878	2017	9
9/30/2017	13	3333.179	2017	9
9/30/2017	14	3397.277	2017	9
9/30/2017	15	3421.878	2017	9
9/30/2017	16	3438.879	2017	9
9/30/2017	17	3382.878	2017	9
9/30/2017	18	3309.881	2017	9
9/30/2017	19	3338.981	2017	9
9/30/2017	20	3163.98	2017	9
9/30/2017	21	3001.38	2017	9
9/30/2017	22	2822.18	2017	9
9/30/2017	23	2565.179	2017	9
10/1/2017	0	2490.965	2017	10
10/1/2017	1	2460.672	2017	10
10/1/2017	2	2446.479	2017	10
10/1/2017	3	2406.778	2017	10
10/1/2017	4	2420.978	2017	10
10/1/2017	5	2541.777	2017	10
10/1/2017	6	2603.378	2017	10
10/1/2017	7	2734.577	2017	10
10/1/2017	8	2814.981	2017	10
10/1/2017	9	2916.98	2017	10
10/1/2017	10	2964.181	2017	10
10/1/2017	11	3070.478	2017	10
10/1/2017	12	3166.178	2017	10
10/1/2017	13	3246.179	2017	10
10/1/2017	14	3323.678	2017	10
10/1/2017	15	3444.579	2017	10
10/1/2017	16	3519.478	2017	10
10/1/2017	17	3524.279	2017	10
10/1/2017	18	3539.48	2017	10
10/1/2017	19	3580.082	2017	10
10/1/2017	20	3420.58	2017	10
10/1/2017	21	3182.881	2017	10

Day	Hr	Total	Year	Month
10/1/2017	22	2978.68	2017	10
10/1/2017	23	2766.469	2017	10
10/2/2017	0	2669.071	2017	10
10/2/2017	1	2587.279	2017	10
10/2/2017	2	2590.481	2017	10
10/2/2017	3	2627.478	2017	10
10/2/2017	4	2712.98	2017	10
10/2/2017	5	3107.879	2017	10
10/2/2017	6	3341.779	2017	10
10/2/2017	7	3441.08	2017	10
10/2/2017	8	3540.955	2017	10
10/2/2017	9	3658.68	2017	10
10/2/2017	10	3732.58	2017	10
10/2/2017	11	3835.579	2017	10
10/2/2017	12	3932.577	2017	10
10/2/2017	13	4086.279	2017	10
10/2/2017	14	4187.178	2017	10
10/2/2017	15	4251.577	2017	10
10/2/2017	16	4261.076	2017	10
10/2/2017	17	4226.679	2017	10
10/2/2017	18	4111.878	2017	10
10/2/2017	19	4097.081	2017	10
10/2/2017	20	3879.794	2017	10
10/2/2017	21	3567.88	2017	10
10/2/2017	22	3317.981	2017	10
10/2/2017	23	3064.579	2017	10
10/3/2017	0	2940.879	2017	10
10/3/2017	1	2810.263	2017	10
10/3/2017	2	2727.379	2017	10
10/3/2017	3	2724.379	2017	10
10/3/2017	4	2897.58	2017	10
10/3/2017	5	3194.481	2017	10
10/3/2017	6	3396.68	2017	10
10/3/2017	7	3494.88	2017	10
10/3/2017	8	3611.28	2017	10
10/3/2017	9	3736.08	2017	10
10/3/2017	10	3884.478	2017	10
10/3/2017	11	4041.578	2017	10
10/3/2017	12	4235.577	2017	10
10/3/2017	13	4475.272	2017	10
10/3/2017	14	4595.577	2017	10
10/3/2017	15	4702.676	2017	10
10/3/2017	16	4626.677	2017	10
10/3/2017	17	4586.077	2017	10
10/3/2017	18	4502.178	2017	10
10/3/2017	19	4385.779	2017	10
10/3/2017	20	4138.28	2017	10
10/3/2017	21	3820.281	2017	10
10/3/2017	22	3462.079	2017	10
10/3/2017	23	3206.281	2017	10
10/4/2017	0	3071.68	2017	10
10/4/2017	1	2953.781	2017	10
10/4/2017	2	2873.195	2017	10
10/4/2017	3	2792.181	2017	10
10/4/2017	4	2973.98	2017	10
10/4/2017	5	3277.073	2017	10
10/4/2017	6	3518.867	2017	10
10/4/2017	7	3563.38	2017	10
10/4/2017	8	3673.381	2017	10
10/4/2017	9	3853.878	2017	10
10/4/2017	10	4058.178	2017	10
10/4/2017	11	4216.278	2017	10
10/4/2017	12	4442.177	2017	10
10/4/2017	13	4594.277	2017	10

Day	Hr	Total	Year	Month
10/4/2017	14	4782.576	2017	10
10/4/2017	15	4807.477	2017	10
10/4/2017	16	4794.576	2017	10
10/4/2017	17	4602.878	2017	10
10/4/2017	18	4530.377	2017	10
10/4/2017	19	4418.378	2017	10
10/4/2017	20	4195.879	2017	10
10/4/2017	21	3882.98	2017	10
10/4/2017	22	3577.181	2017	10
10/4/2017	23	3340.08	2017	10
10/5/2017	0	3132.58	2017	10
10/5/2017	1	2962.979	2017	10
10/5/2017	2	2892.382	2017	10
10/5/2017	3	2883.08	2017	10
10/5/2017	4	3035.081	2017	10
10/5/2017	5	3349.78	2017	10
10/5/2017	6	3541.482	2017	10
10/5/2017	7	3591.98	2017	10
10/5/2017	8	3732.081	2017	10
10/5/2017	9	3903.579	2017	10
10/5/2017	10	4044.073	2017	10
10/5/2017	11	4228.462	2017	10
10/5/2017	12	4369.299	2017	10
10/5/2017	13	4493.978	2017	10
10/5/2017	14	4498.576	2017	10
10/5/2017	15	4497.376	2017	10
10/5/2017	16	4467.377	2017	10
10/5/2017	17	4380.677	2017	10
10/5/2017	18	4300.678	2017	10
10/5/2017	19	4237.782	2017	10
10/5/2017	20	4046.18	2017	10
10/5/2017	21	3749.88	2017	10
10/5/2017	22	3461.379	2017	10
10/5/2017	23	3219.681	2017	10
10/6/2017	0	3082.181	2017	10
10/6/2017	1	2938.381	2017	10
10/6/2017	2	2870.88	2017	10
10/6/2017	3	2847.281	2017	10
10/6/2017	4	2924.58	2017	10
10/6/2017	5	3223.181	2017	10
10/6/2017	6	3423.981	2017	10
10/6/2017	7	3554.88	2017	10
10/6/2017	8	3690.682	2017	10
10/6/2017	9	3844.28	2017	10
10/6/2017	10	4049.679	2017	10
10/6/2017	11	4190.277	2017	10
10/6/2017	12	4388.976	2017	10
10/6/2017	13	4560.176	2017	10
10/6/2017	14	4651.847	2017	10
10/6/2017	15	4665.577	2017	10
10/6/2017	16	4547.177	2017	10
10/6/2017	17	4405.776	2017	10
10/6/2017	18	4295.074	2017	10
10/6/2017	19	4205.662	2017	10
10/6/2017	20	3965.278	2017	10
10/6/2017	21	3747.581	2017	10
10/6/2017	22	3498.678	2017	10
10/6/2017	23	3216.381	2017	10
10/7/2017	0	3051.98	2017	10
10/7/2017	1	2927.78	2017	10
10/7/2017	2	2801.981	2017	10
10/7/2017	3	2747.681	2017	10
10/7/2017	4	2755.28	2017	10
10/7/2017	5	2882.68	2017	10

Day	Hr	Total	Year	Month
10/7/2017	6	2965.281	2017	10
10/7/2017	7	3100.7	2017	10
10/7/2017	8	3346.129	2017	10
10/7/2017	9	3581.677	2017	10
10/7/2017	10	3810.579	2017	10
10/7/2017	11	3990.176	2017	10
10/7/2017	12	4033.477	2017	10
10/7/2017	13	4150.976	2017	10
10/7/2017	14	4176.977	2017	10
10/7/2017	15	4134.879	2017	10
10/7/2017	16	4117.966	2017	10
10/7/2017	17	4047.968	2017	10
10/7/2017	18	4101.277	2017	10
10/7/2017	19	4078.579	2017	10
10/7/2017	20	3994.478	2017	10
10/7/2017	21	3785.778	2017	10
10/7/2017	22	3579.281	2017	10
10/7/2017	23	3379.679	2017	10
10/8/2017	0	3190.98	2017	10
10/8/2017	1	3074.179	2017	10
10/8/2017	2	2937.982	2017	10
10/8/2017	3	2810.979	2017	10
10/8/2017	4	2827.581	2017	10
10/8/2017	5	2849.48	2017	10
10/8/2017	6	2899.681	2017	10
10/8/2017	7	3018.98	2017	10
10/8/2017	8	3100.381	2017	10
10/8/2017	9	3216.78	2017	10
10/8/2017	10	3292.981	2017	10
10/8/2017	11	3304.181	2017	10
10/8/2017	12	3254.28	2017	10
10/8/2017	13	3298.682	2017	10
10/8/2017	14	3338.38	2017	10
10/8/2017	15	3410.465	2017	10
10/8/2017	16	3472.374	2017	10
10/8/2017	17	3452.18	2017	10
10/8/2017	18	3631.481	2017	10
10/8/2017	19	3662.98	2017	10
10/8/2017	20	3589.882	2017	10
10/8/2017	21	3406.379	2017	10
10/8/2017	22	3257.181	2017	10
10/8/2017	23	3075.481	2017	10
10/9/2017	0	2963.38	2017	10
10/9/2017	1	2912.38	2017	10
10/9/2017	2	2896.88	2017	10
10/9/2017	3	2992.481	2017	10
10/9/2017	4	3061.593	2017	10
10/9/2017	5	3372.581	2017	10
10/9/2017	6	3668.88	2017	10
10/9/2017	7	3769.081	2017	10
10/9/2017	8	3935.379	2017	10
10/9/2017	9	4073.472	2017	10
10/9/2017	10	4167.168	2017	10
10/9/2017	11	4233.678	2017	10
10/9/2017	12	4344.478	2017	10
10/9/2017	13	4480.379	2017	10
10/9/2017	14	4551.078	2017	10
10/9/2017	15	4620.779	2017	10
10/9/2017	16	4603.777	2017	10
10/9/2017	17	4548.978	2017	10
10/9/2017	18	4509.88	2017	10
10/9/2017	19	4453.88	2017	10
10/9/2017	20	4177.58	2017	10
10/9/2017	21	3908.997	2017	10

Day	Hr	Total	Year	Month
10/9/2017	22	3626.481	2017	10
10/9/2017	23	3352.58	2017	10
10/10/2017	0	3197.281	2017	10
10/10/2017	1	3052.28	2017	10
10/10/2017	2	3059.181	2017	10
10/10/2017	3	2985.58	2017	10
10/10/2017	4	3143.081	2017	10
10/10/2017	5	3443.58	2017	10
10/10/2017	6	3690.38	2017	10
10/10/2017	7	3790.882	2017	10
10/10/2017	8	3869.668	2017	10
10/10/2017	9	4034.771	2017	10
10/10/2017	10	4196.479	2017	10
10/10/2017	11	4270.179	2017	10
10/10/2017	12	4406.879	2017	10
10/10/2017	13	4377.579	2017	10
10/10/2017	14	4371.681	2017	10
10/10/2017	15	4341.98	2017	10
10/10/2017	16	4214.981	2017	10
10/10/2017	17	4264.078	2017	10
10/10/2017	18	4256.78	2017	10
10/10/2017	19	4240.781	2017	10
10/10/2017	20	4071.88	2017	10
10/10/2017	21	3816.48	2017	10
10/10/2017	22	3575.08	2017	10
10/10/2017	23	3365.68	2017	10
10/11/2017	0	3207.58	2017	10
10/11/2017	1	3127.18	2017	10
10/11/2017	2	3112.472	2017	10
10/11/2017	3	3129.367	2017	10
10/11/2017	4	3268.18	2017	10
10/11/2017	5	3598.681	2017	10
10/11/2017	6	3919.08	2017	10
10/11/2017	7	3931.38	2017	10
10/11/2017	8	4024.681	2017	10
10/11/2017	9	4073.179	2017	10
10/11/2017	10	4077.382	2017	10
10/11/2017	11	4100.379	2017	10
10/11/2017	12	4084.782	2017	10
10/11/2017	13	4122.979	2017	10
10/11/2017	14	4076.781	2017	10
10/11/2017	15	4051.98	2017	10
10/11/2017	16	3943.581	2017	10
10/11/2017	17	3890.38	2017	10
10/11/2017	18	3895.98	2017	10
10/11/2017	19	3816.08	2017	10
10/11/2017	20	3690.28	2017	10
10/11/2017	21	3459.879	2017	10
10/11/2017	22	3232.479	2017	10
10/11/2017	23	3027.464	2017	10
10/12/2017	0	2903.674	2017	10
10/12/2017	1	2818.079	2017	10
10/12/2017	2	2727.279	2017	10
10/12/2017	3	2766.879	2017	10
10/12/2017	4	2884.979	2017	10
10/12/2017	5	3218.49	2017	10
10/12/2017	6	3405.178	2017	10
10/12/2017	7	3462.281	2017	10
10/12/2017	8	3570.978	2017	10
10/12/2017	9	3604.981	2017	10
10/12/2017	10	3671.98	2017	10
10/12/2017	11	3730.38	2017	10
10/12/2017	12	3652.981	2017	10
10/12/2017	13	3681.88	2017	10

Day	Hr	Total	Year	Month
10/12/2017	14	3774.782	2017	10
10/12/2017	15	3594.479	2017	10
10/12/2017	16	3549.481	2017	10
10/12/2017	17	3636.971	2017	10
10/12/2017	18	3717.769	2017	10
10/12/2017	19	3730.881	2017	10
10/12/2017	20	3583.58	2017	10
10/12/2017	21	3412.881	2017	10
10/12/2017	22	3152.079	2017	10
10/12/2017	23	2962.88	2017	10
10/13/2017	0	2819.679	2017	10
10/13/2017	1	2723.079	2017	10
10/13/2017	2	2652.688	2017	10
10/13/2017	3	2697.178	2017	10
10/13/2017	4	2803.677	2017	10
10/13/2017	5	3105.005	2017	10
10/13/2017	6	3341.478	2017	10
10/13/2017	7	3390.677	2017	10
10/13/2017	8	3492.377	2017	10
10/13/2017	9	3524.67	2017	10
10/13/2017	10	3617.671	2017	10
10/13/2017	11	3659.68	2017	10
10/13/2017	12	3734.181	2017	10
10/13/2017	13	3829.978	2017	10
10/13/2017	14	3922.379	2017	10
10/13/2017	15	3942.378	2017	10
10/13/2017	16	3965.778	2017	10
10/13/2017	17	3797.282	2017	10
10/13/2017	18	3725.58	2017	10
10/13/2017	19	3674.181	2017	10
10/13/2017	20	3453.481	2017	10
10/13/2017	21	3293.28	2017	10
10/13/2017	22	3076.381	2017	10
10/13/2017	23	2903.078	2017	10
10/14/2017	0	2737.48	2017	10
10/14/2017	1	2675.178	2017	10
10/14/2017	2	2579.179	2017	10
10/14/2017	3	2528.167	2017	10
10/14/2017	4	2585.567	2017	10
10/14/2017	5	2651.302	2017	10
10/14/2017	6	2752.377	2017	10
10/14/2017	7	2852.429	2017	10
10/14/2017	8	2991.78	2017	10
10/14/2017	9	3090.88	2017	10
10/14/2017	10	3260.281	2017	10
10/14/2017	11	3395.878	2017	10
10/14/2017	12	3521.979	2017	10
10/14/2017	13	3725.476	2017	10
10/14/2017	14	3849.877	2017	10
10/14/2017	15	4029.577	2017	10
10/14/2017	16	4035.476	2017	10
10/14/2017	17	3964.477	2017	10
10/14/2017	18	3958.878	2017	10
10/14/2017	19	3891.979	2017	10
10/14/2017	20	3744.979	2017	10
10/14/2017	21	3561.582	2017	10
10/14/2017	22	3318.079	2017	10
10/14/2017	23	3131.179	2017	10
10/15/2017	0	2978.667	2017	10
10/15/2017	1	2870.572	2017	10
10/15/2017	2	2792.281	2017	10
10/15/2017	3	2713.78	2017	10
10/15/2017	4	2746.781	2017	10
10/15/2017	5	2721.68	2017	10

Day	Hr	Total	Year	Month
10/15/2017	6	2801.405	2017	10
10/15/2017	7	2885.78	2017	10
10/15/2017	8	3075.781	2017	10
10/15/2017	9	3230.979	2017	10
10/15/2017	10	3461.878	2017	10
10/15/2017	11	3547.705	2017	10
10/15/2017	12	3672.679	2017	10
10/15/2017	13	3662.78	2017	10
10/15/2017	14	3606.78	2017	10
10/15/2017	15	3493.782	2017	10
10/15/2017	16	3382.379	2017	10
10/15/2017	17	3325.68	2017	10
10/15/2017	18	3372.479	2017	10
10/15/2017	19	3337.278	2017	10
10/15/2017	20	3204.279	2017	10
10/15/2017	21	3003.763	2017	10
10/15/2017	22	2857.771	2017	10
10/15/2017	23	2674.077	2017	10
10/16/2017	0	2585.378	2017	10
10/16/2017	1	2566.178	2017	10
10/16/2017	2	2522.077	2017	10
10/16/2017	3	2559.177	2017	10
10/16/2017	4	2687.476	2017	10
10/16/2017	5	3106.176	2017	10
10/16/2017	6	3329.274	2017	10
10/16/2017	7	3367.476	2017	10
10/16/2017	8	3486.178	2017	10
10/16/2017	9	3508.38	2017	10
10/16/2017	10	3586.381	2017	10
10/16/2017	11	3607.078	2017	10
10/16/2017	12	3556.365	2017	10
10/16/2017	13	3534.478	2017	10
10/16/2017	14	3551.882	2017	10
10/16/2017	15	3512.679	2017	10
10/16/2017	16	3477.782	2017	10
10/16/2017	17	3456.48	2017	10
10/16/2017	18	3609.078	2017	10
10/16/2017	19	3585.379	2017	10
10/16/2017	20	3486.775	2017	10
10/16/2017	21	3280.177	2017	10
10/16/2017	22	3084.276	2017	10
10/16/2017	23	2944.874	2017	10
10/17/2017	0	2870.174	2017	10
10/17/2017	1	2816.77	2017	10
10/17/2017	2	2762.455	2017	10
10/17/2017	3	2814.17	2017	10
10/17/2017	4	2975.172	2017	10
10/17/2017	5	3350.17	2017	10
10/17/2017	6	3621.671	2017	10
10/17/2017	7	3697.672	2017	10
10/17/2017	8	3659.174	2017	10
10/17/2017	9	3639.378	2017	10
10/17/2017	10	3662.68	2017	10
10/17/2017	11	3633.98	2017	10
10/17/2017	12	3575.481	2017	10
10/17/2017	13	3590.881	2017	10
10/17/2017	14	3578.48	2017	10
10/17/2017	15	3529.164	2017	10
10/17/2017	16	3476.178	2017	10
10/17/2017	17	3493.982	2017	10
10/17/2017	18	3617.079	2017	10
10/17/2017	19	3652.979	2017	10
10/17/2017	20	3468.679	2017	10
10/17/2017	21	3294.976	2017	10

Day	Hr	Total	Year	Month
10/17/2017	22	3077.177	2017	10
10/17/2017	23	2959.897	2017	10
10/18/2017	0	2865.774	2017	10
10/18/2017	1	2824.573	2017	10
10/18/2017	2	2804.274	2017	10
10/18/2017	3	2842.566	2017	10
10/18/2017	4	3010.953	2017	10
10/18/2017	5	3361.172	2017	10
10/18/2017	6	3634.27	2017	10
10/18/2017	7	3700.269	2017	10
10/18/2017	8	3680.675	2017	10
10/18/2017	9	3638.978	2017	10
10/18/2017	10	3624.879	2017	10
10/18/2017	11	3670.281	2017	10
10/18/2017	12	3654.88	2017	10
10/18/2017	13	3624.08	2017	10
10/18/2017	14	3591.781	2017	10
10/18/2017	15	3587.58	2017	10
10/18/2017	16	3569.379	2017	10
10/18/2017	17	3520.481	2017	10
10/18/2017	18	3673.87	2017	10
10/18/2017	19	3655.37	2017	10
10/18/2017	20	3526.378	2017	10
10/18/2017	21	3310.678	2017	10
10/18/2017	22	3129.077	2017	10
10/18/2017	23	2978.176	2017	10
10/19/2017	0	2846.276	2017	10
10/19/2017	1	2827.775	2017	10
10/19/2017	2	2809.975	2017	10
10/19/2017	3	2791.673	2017	10
10/19/2017	4	2998.974	2017	10
10/19/2017	5	3313.474	2017	10
10/19/2017	6	3558.067	2017	10
10/19/2017	7	3617.757	2017	10
10/19/2017	8	3562.177	2017	10
10/19/2017	9	3587.779	2017	10
10/19/2017	10	3579.98	2017	10
10/19/2017	11	3648.781	2017	10
10/19/2017	12	3660.08	2017	10
10/19/2017	13	3682.378	2017	10
10/19/2017	14	3679.978	2017	10
10/19/2017	15	3702.178	2017	10
10/19/2017	16	3662.378	2017	10
10/19/2017	17	3632.882	2017	10
10/19/2017	18	3709.88	2017	10
10/19/2017	19	3728.78	2017	10
10/19/2017	20	3535.38	2017	10
10/19/2017	21	3296.979	2017	10
10/19/2017	22	3131.279	2017	10
10/19/2017	23	2952.663	2017	10
10/20/2017	0	2838.671	2017	10
10/20/2017	1	2793.277	2017	10
10/20/2017	2	2750.677	2017	10
10/20/2017	3	2758.975	2017	10
10/20/2017	4	2921.876	2017	10
10/20/2017	5	3272.075	2017	10
10/20/2017	6	3539.296	2017	10
10/20/2017	7	3590.076	2017	10
10/20/2017	8	3594.776	2017	10
10/20/2017	9	3629.88	2017	10
10/20/2017	10	3660.88	2017	10
10/20/2017	11	3703.779	2017	10
10/20/2017	12	3725.879	2017	10
10/20/2017	13	3748.576	2017	10

Day	Hr	Total	Year	Month
10/20/2017	14	3803.769	2017	10
10/20/2017	15	3784.366	2017	10
10/20/2017	16	3793.179	2017	10
10/20/2017	17	3685.678	2017	10
10/20/2017	18	3657.482	2017	10
10/20/2017	19	3544.779	2017	10
10/20/2017	20	3458.795	2017	10
10/20/2017	21	3274.779	2017	10
10/20/2017	22	3016.479	2017	10
10/20/2017	23	2837.579	2017	10
10/21/2017	0	2715.578	2017	10
10/21/2017	1	2642.677	2017	10
10/21/2017	2	2587.278	2017	10
10/21/2017	3	2575.676	2017	10
10/21/2017	4	2663.477	2017	10
10/21/2017	5	2780.968	2017	10
10/21/2017	6	2853.562	2017	10
10/21/2017	7	2970.477	2017	10
10/21/2017	8	3067.378	2017	10
10/21/2017	9	3167.279	2017	10
10/21/2017	10	3209.38	2017	10
10/21/2017	11	3220.98	2017	10
10/21/2017	12	3226.481	2017	10
10/21/2017	13	3253.178	2017	10
10/21/2017	14	3231.897	2017	10
10/21/2017	15	3325.379	2017	10
10/21/2017	16	3268.277	2017	10
10/21/2017	17	3261.88	2017	10
10/21/2017	18	3298.381	2017	10
10/21/2017	19	3283.88	2017	10
10/21/2017	20	3181.979	2017	10
10/21/2017	21	2969.98	2017	10
10/21/2017	22	2826.772	2017	10
10/21/2017	23	2652.565	2017	10
10/22/2017	0	2525.042	2017	10
10/22/2017	1	2482.377	2017	10
10/22/2017	2	2410.278	2017	10
10/22/2017	3	2433.576	2017	10
10/22/2017	4	2466.478	2017	10
10/22/2017	5	2511.276	2017	10
10/22/2017	6	2670.676	2017	10
10/22/2017	7	2703.077	2017	10
10/22/2017	8	2888.379	2017	10
10/22/2017	9	2937.479	2017	10
10/22/2017	10	3049.18	2017	10
10/22/2017	11	3091.179	2017	10
10/22/2017	12	3165.679	2017	10
10/22/2017	13	3220.278	2017	10
10/22/2017	14	3283.879	2017	10
10/22/2017	15	3291.778	2017	10
10/22/2017	16	3301.564	2017	10
10/22/2017	17	3379.972	2017	10
10/22/2017	18	3520.662	2017	10
10/22/2017	19	3484.18	2017	10
10/22/2017	20	3309.482	2017	10
10/22/2017	21	3164.679	2017	10
10/22/2017	22	2935.482	2017	10
10/22/2017	23	2810.88	2017	10
10/23/2017	0	2662.481	2017	10
10/23/2017	1	2646.88	2017	10
10/23/2017	2	2615.381	2017	10
10/23/2017	3	2695.58	2017	10
10/23/2017	4	2829.58	2017	10
10/23/2017	5	3197.88	2017	10

Day	Hr	Total	Year	Month
10/23/2017	6	3477.979	2017	10
10/23/2017	7	3566.781	2017	10
10/23/2017	8	3628.58	2017	10
10/23/2017	9	3647.679	2017	10
10/23/2017	10	3671.279	2017	10
10/23/2017	11	3666.666	2017	10
10/23/2017	12	3680.37	2017	10
10/23/2017	13	3593.277	2017	10
10/23/2017	14	3568.399	2017	10
10/23/2017	15	3533.175	2017	10
10/23/2017	16	3530.677	2017	10
10/23/2017	17	3529.376	2017	10
10/23/2017	18	3626.776	2017	10
10/23/2017	19	3568.477	2017	10
10/23/2017	20	3401.274	2017	10
10/23/2017	21	3254.274	2017	10
10/23/2017	22	3027.476	2017	10
10/23/2017	23	2901.874	2017	10
10/24/2017	0	2769.074	2017	10
10/24/2017	1	2736.454	2017	10
10/24/2017	2	2685.267	2017	10
10/24/2017	3	2763.574	2017	10
10/24/2017	4	2908.973	2017	10
10/24/2017	5	3289.592	2017	10
10/24/2017	6	3573.071	2017	10
10/24/2017	7	3567.97	2017	10
10/24/2017	8	3626.573	2017	10
10/24/2017	9	3649.674	2017	10
10/24/2017	10	3658.875	2017	10
10/24/2017	11	3612.774	2017	10
10/24/2017	12	3567.574	2017	10
10/24/2017	13	3623.961	2017	10
10/24/2017	14	3510.774	2017	10
10/24/2017	15	3489.676	2017	10
10/24/2017	16	3469.974	2017	10
10/24/2017	17	3492.075	2017	10
10/24/2017	18	3718.175	2017	10
10/24/2017	19	3699.371	2017	10
10/24/2017	20	3578.174	2017	10
10/24/2017	21	3371.569	2017	10
10/24/2017	22	3156.669	2017	10
10/24/2017	23	3062.168	2017	10
10/25/2017	0	2934.561	2017	10
10/25/2017	1	2913.661	2017	10
10/25/2017	2	2848.069	2017	10
10/25/2017	3	2933.368	2017	10
10/25/2017	4	3082.069	2017	10
10/25/2017	5	3476.769	2017	10
10/25/2017	6	3691.568	2017	10
10/25/2017	7	3735.468	2017	10
10/25/2017	8	3741.27	2017	10
10/25/2017	9	3764.175	2017	10
10/25/2017	10	3716.076	2017	10
10/25/2017	11	3694.664	2017	10
10/25/2017	12	3667.268	2017	10
10/25/2017	13	3631.575	2017	10
10/25/2017	14	3574.076	2017	10
10/25/2017	15	3553.577	2017	10
10/25/2017	16	3541.975	2017	10
10/25/2017	17	3640.475	2017	10
10/25/2017	18	3792.369	2017	10
10/25/2017	19	3781.472	2017	10
10/25/2017	20	3647.37	2017	10
10/25/2017	21	3473.869	2017	10

Day	Hr	Total	Year	Month
10/25/2017	22	3306.858	2017	10
10/25/2017	23	3209.156	2017	10
10/26/2017	0	3149.766	2017	10
10/26/2017	1	3108.066	2017	10
10/26/2017	2	3111.467	2017	10
10/26/2017	3	3193.765	2017	10
10/26/2017	4	3334.265	2017	10
10/26/2017	5	3784.265	2017	10
10/26/2017	6	4011.765	2017	10
10/26/2017	7	4032.766	2017	10
10/26/2017	8	3954.551	2017	10
10/26/2017	9	3821.06	2017	10
10/26/2017	10	3766.771	2017	10
10/26/2017	11	3687.979	2017	10
10/26/2017	12	3665.38	2017	10
10/26/2017	13	3635.179	2017	10
10/26/2017	14	3562.48	2017	10
10/26/2017	15	3506.08	2017	10
10/26/2017	16	3470.479	2017	10
10/26/2017	17	3483.98	2017	10
10/26/2017	18	3629.478	2017	10
10/26/2017	19	3663.978	2017	10
10/26/2017	20	3575.175	2017	10
10/26/2017	21	3354.874	2017	10
10/26/2017	22	3178.568	2017	10
10/26/2017	23	3076.458	2017	10
10/27/2017	0	2972.271	2017	10
10/27/2017	1	2910.875	2017	10
10/27/2017	2	2896.576	2017	10
10/27/2017	3	2917.173	2017	10
10/27/2017	4	3018.574	2017	10
10/27/2017	5	3426.075	2017	10
10/27/2017	6	3634.175	2017	10
10/27/2017	7	3624.475	2017	10
10/27/2017	8	3594.877	2017	10
10/27/2017	9	3652.878	2017	10
10/27/2017	10	3632.973	2017	10
10/27/2017	11	3596.566	2017	10
10/27/2017	12	3578.778	2017	10
10/27/2017	13	3520.099	2017	10
10/27/2017	14	3485.676	2017	10
10/27/2017	15	3433.075	2017	10
10/27/2017	16	3445.27	2017	10
10/27/2017	17	3526.973	2017	10
10/27/2017	18	3557.768	2017	10
10/27/2017	19	3513.768	2017	10
10/27/2017	20	3430.467	2017	10
10/27/2017	21	3324.462	2017	10
10/27/2017	22	3147.052	2017	10
10/27/2017	23	3024.166	2017	10
10/28/2017	0	2953.966	2017	10
10/28/2017	1	2921.066	2017	10
10/28/2017	2	2898.866	2017	10
10/28/2017	3	2846.166	2017	10
10/28/2017	4	2951.865	2017	10
10/28/2017	5	3091.466	2017	10
10/28/2017	6	3266.761	2017	10
10/28/2017	7	3384.649	2017	10
10/28/2017	8	3522.365	2017	10
10/28/2017	9	3591.868	2017	10
10/28/2017	10	3601.768	2017	10
10/28/2017	11	3536.866	2017	10
10/28/2017	12	3483.768	2017	10
10/28/2017	13	3442.066	2017	10

Day	Hr	Total	Year	Month
10/28/2017	14	3439.267	2017	10
10/28/2017	15	3463.161	2017	10
10/28/2017	16	3524.354	2017	10
10/28/2017	17	3565.867	2017	10
10/28/2017	18	3644.265	2017	10
10/28/2017	19	3635.166	2017	10
10/28/2017	20	3522.165	2017	10
10/28/2017	21	3393.365	2017	10
10/28/2017	22	3234.766	2017	10
10/28/2017	23	3062.565	2017	10
10/29/2017	0	3018.153	2017	10
10/29/2017	1	3028.459	2017	10
10/29/2017	2	3013.065	2017	10
10/29/2017	3	3003.065	2017	10
10/29/2017	4	3113.166	2017	10
10/29/2017	5	3121.765	2017	10
10/29/2017	6	3273.966	2017	10
10/29/2017	7	3485.365	2017	10
10/29/2017	8	3604.259	2017	10
10/29/2017	9	3629.153	2017	10
10/29/2017	10	3619.067	2017	10
10/29/2017	11	3638.665	2017	10
10/29/2017	12	3629.766	2017	10
10/29/2017	13	3634.565	2017	10
10/29/2017	14	3629.766	2017	10
10/29/2017	15	3683.365	2017	10
10/29/2017	16	3720.966	2017	10
10/29/2017	17	3835.849	2017	10
10/29/2017	18	3907.061	2017	10
10/29/2017	19	3928.663	2017	10
10/29/2017	20	3819.161	2017	10
10/29/2017	21	3690.961	2017	10
10/29/2017	22	3552.961	2017	10
10/29/2017	23	3480.16	2017	10
10/30/2017	0	3427.357	2017	10
10/30/2017	1	3460.945	2017	10
10/30/2017	2	3520.175	2017	10
10/30/2017	3	3564.262	2017	10
10/30/2017	4	3779.064	2017	10
10/30/2017	5	4104.863	2017	10
10/30/2017	6	4375.363	2017	10
10/30/2017	7	4404.364	2017	10
10/30/2017	8	4411.452	2017	10
10/30/2017	9	4317.359	2017	10
10/30/2017	10	4215.466	2017	10
10/30/2017	11	4061.569	2017	10
10/30/2017	12	3919.57	2017	10
10/30/2017	13	3808.972	2017	10
10/30/2017	14	3703.874	2017	10
10/30/2017	15	3650.973	2017	10
10/30/2017	16	3666.268	2017	10
10/30/2017	17	3718.756	2017	10
10/30/2017	18	3903.462	2017	10
10/30/2017	19	3907.268	2017	10
10/30/2017	20	3777.167	2017	10
10/30/2017	21	3595.067	2017	10
10/30/2017	22	3403.867	2017	10
10/30/2017	23	3296.166	2017	10
10/31/2017	0	3230.765	2017	10
10/31/2017	1	3214.365	2017	10
10/31/2017	2	3212.251	2017	10
10/31/2017	3	3249.46	2017	10
10/31/2017	4	3471.964	2017	10
10/31/2017	5	3866.464	2017	10

Day	Hr	Total	Year	Month
10/31/2017	6	4141.861	2017	10
10/31/2017	7	4197.821	2017	10
10/31/2017	8	4127.365	2017	10
10/31/2017	9	4030.668	2017	10
10/31/2017	10	3906.865	2017	10
10/31/2017	11	3823.564	2017	10
10/31/2017	12	3726.877	2017	10
10/31/2017	13	3643.076	2017	10
10/31/2017	14	3567.177	2017	10
10/31/2017	15	3548.975	2017	10
10/31/2017	16	3471.373	2017	10
10/31/2017	17	3504.27	2017	10
10/31/2017	18	3663.866	2017	10
10/31/2017	19	3784.962	2017	10
10/31/2017	20	3743.751	2017	10
10/31/2017	21	3606.559	2017	10
10/31/2017	22	3449.166	2017	10
10/31/2017	23	3306.367	2017	10
11/1/2017	0	3231.27	2017	11
11/1/2017	1	3186.766	2017	11
11/1/2017	2	3182.566	2017	11
11/1/2017	3	3255.665	2017	11
11/1/2017	4	3410.857	2017	11
11/1/2017	5	3730.155	2017	11
11/1/2017	6	3977.581	2017	11
11/1/2017	7	4013.665	2017	11
11/1/2017	8	3998.765	2017	11
11/1/2017	9	4038.266	2017	11
11/1/2017	10	3974.267	2017	11
11/1/2017	11	3967.267	2017	11
11/1/2017	12	3876.269	2017	11
11/1/2017	13	3809.252	2017	11
11/1/2017	14	3724.066	2017	11
11/1/2017	15	3734.869	2017	11
11/1/2017	16	3689.069	2017	11
11/1/2017	17	3724.373	2017	11
11/1/2017	18	3810.269	2017	11
11/1/2017	19	3812.668	2017	11
11/1/2017	20	3590.575	2017	11
11/1/2017	21	3437.87	2017	11
11/1/2017	22	3244.866	2017	11
11/1/2017	23	3105.565	2017	11
11/2/2017	0	2962.775	2017	11
11/2/2017	1	2909.472	2017	11
11/2/2017	2	2806.376	2017	11
11/2/2017	3	2861.274	2017	11
11/2/2017	4	2989.876	2017	11
11/2/2017	5	3398.877	2017	11
11/2/2017	6	3637.575	2017	11
11/2/2017	7	3679.078	2017	11
11/2/2017	8	3692.476	2017	11
11/2/2017	9	3691.166	2017	11
11/2/2017	10	3693.97	2017	11
11/2/2017	11	3712.577	2017	11
11/2/2017	12	3689.89	2017	11
11/2/2017	13	3696.378	2017	11
11/2/2017	14	3666.08	2017	11
11/2/2017	15	3605.478	2017	11
11/2/2017	16	3601.079	2017	11
11/2/2017	17	3660.68	2017	11
11/2/2017	18	3782.678	2017	11
11/2/2017	19	3720.28	2017	11
11/2/2017	20	3576.179	2017	11
11/2/2017	21	3404.68	2017	11

Day	Hr	Total	Year	Month
11/2/2017	22	3217.478	2017	11
11/2/2017	23	3047.875	2017	11
11/3/2017	0	2902.363	2017	11
11/3/2017	1	2867.379	2017	11
11/3/2017	2	2780.18	2017	11
11/3/2017	3	2846.579	2017	11
11/3/2017	4	2980.48	2017	11
11/3/2017	5	3311.179	2017	11
11/3/2017	6	3545.679	2017	11
11/3/2017	7	3644.279	2017	11
11/3/2017	8	3654.577	2017	11
11/3/2017	9	3683.179	2017	11
11/3/2017	10	3685.178	2017	11
11/3/2017	11	3715.977	2017	11
11/3/2017	12	3653.078	2017	11
11/3/2017	13	3636.776	2017	11
11/3/2017	14	3567.46	2017	11
11/3/2017	15	3501.274	2017	11
11/3/2017	16	3490.176	2017	11
11/3/2017	17	3514.278	2017	11
11/3/2017	18	3550.075	2017	11
11/3/2017	19	3498.874	2017	11
11/3/2017	20	3401.275	2017	11
11/3/2017	21	3228.273	2017	11
11/3/2017	22	3064.475	2017	11
11/3/2017	23	2933.37	2017	11
11/4/2017	0	2809.475	2017	11
11/4/2017	1	2723.185	2017	11
11/4/2017	2	2688.657	2017	11
11/4/2017	3	2659.469	2017	11
11/4/2017	4	2672.275	2017	11
11/4/2017	5	2785.875	2017	11
11/4/2017	6	2929.474	2017	11
11/4/2017	7	3058.974	2017	11
11/4/2017	8	3147.275	2017	11
11/4/2017	9	3206.576	2017	11
11/4/2017	10	3216.676	2017	11
11/4/2017	11	3215.178	2017	11
11/4/2017	12	3140.979	2017	11
11/4/2017	13	3143.374	2017	11
11/4/2017	14	3150.265	2017	11
11/4/2017	15	3146.078	2017	11
11/4/2017	16	3128.88	2017	11
11/4/2017	17	3217.28	2017	11
11/4/2017	18	3227.479	2017	11
11/4/2017	19	3286.579	2017	11
11/4/2017	20	3127.579	2017	11
11/4/2017	21	3038.88	2017	11
11/4/2017	22	2874.078	2017	11
11/4/2017	23	2738.179	2017	11
11/5/2017	0	2629.179	2017	11
11/5/2017	1	2567.277	2017	11
11/5/2017	2	2519.18	2017	11
11/5/2017	3	2490.868	2017	11
11/5/2017	4	2525.269	2017	11
11/5/2017	5	2501.278	2017	11
11/5/2017	6	2591.878	2017	11
11/5/2017	7	2706.979	2017	11
11/5/2017	8	2849.679	2017	11
11/5/2017	9	3071.979	2017	11
11/5/2017	10	3105.879	2017	11
11/5/2017	11	3170.28	2017	11
11/5/2017	12	3231.479	2017	11
11/5/2017	13	3299.78	2017	11

Day	Hr	Total	Year	Month
11/5/2017	14	3247.18	2017	11
11/5/2017	15	3325.78	2017	11
11/5/2017	16	3343.18	2017	11
11/5/2017	17	3441.28	2017	11
11/5/2017	18	3621.08	2017	11
11/5/2017	19	3558.18	2017	11
11/5/2017	20	3533.68	2017	11
11/5/2017	21	3405.379	2017	11
11/5/2017	22	3198.062	2017	11
11/5/2017	23	3011.975	2017	11
11/6/2017	0	2890.981	2017	11
11/6/2017	1	2769.879	2017	11
11/6/2017	2	2674.181	2017	11
11/6/2017	3	2685.078	2017	11
11/6/2017	4	2719.579	2017	11
11/6/2017	5	2872.378	2017	11
11/6/2017	6	3236.377	2017	11
11/6/2017	7	3366.277	2017	11
11/6/2017	8	3463.876	2017	11
11/6/2017	9	3598.175	2017	11
11/6/2017	10	3549.677	2017	11
11/6/2017	11	3593.675	2017	11
11/6/2017	12	3647.875	2017	11
11/6/2017	13	3642.26	2017	11
11/6/2017	14	3602.8	2017	11
11/6/2017	15	3589.275	2017	11
11/6/2017	16	3548.575	2017	11
11/6/2017	17	3629.375	2017	11
11/6/2017	18	3769.274	2017	11
11/6/2017	19	3736.185	2017	11
11/6/2017	20	3621.671	2017	11
11/6/2017	21	3514.57	2017	11
11/6/2017	22	3289.97	2017	11
11/6/2017	23	3108.27	2017	11
11/7/2017	0	2986.069	2017	11
11/7/2017	1	2891.354	2017	11
11/7/2017	2	2825.365	2017	11
11/7/2017	3	2822.068	2017	11
11/7/2017	4	2808.869	2017	11
11/7/2017	5	3042.868	2017	11
11/7/2017	6	3380.168	2017	11
11/7/2017	7	3628.868	2017	11
11/7/2017	8	3694.868	2017	11
11/7/2017	9	3803.6	2017	11
11/7/2017	10	3740.2	2017	11
11/7/2017	11	3750.3	2017	11
11/7/2017	12	3775.1	2017	11
11/7/2017	13	3762.268	2017	11
11/7/2017	14	3796.4	2017	11
11/7/2017	15	3804.567	2017	11
11/7/2017	16	3813.2	2017	11
11/7/2017	17	3900.1	2017	11
11/7/2017	18	4023.468	2017	11
11/7/2017	19	4016.968	2017	11
11/7/2017	20	3897.767	2017	11
11/7/2017	21	3770.46	2017	11
11/7/2017	22	3589.556	2017	11
11/7/2017	23	3387.568	2017	11
11/8/2017	0	3198.367	2017	11
11/8/2017	1	3179.467	2017	11
11/8/2017	2	3127.068	2017	11
11/8/2017	3	3129.167	2017	11
11/8/2017	4	3152.767	2017	11
11/8/2017	5	3321.366	2017	11

Day	Hr	Total	Year	Month
11/8/2017	6	3709.466	2017	11
11/8/2017	7	3861.251	2017	11
11/8/2017	8	3895.062	2017	11
11/8/2017	9	3898.768	2017	11
11/8/2017	10	3906.168	2017	11
11/8/2017	11	3857.069	2017	11
11/8/2017	12	3821.07	2017	11
11/8/2017	13	3733.769	2017	11
11/8/2017	14	3634.57	2017	11
11/8/2017	15	3622.676	2017	11
11/8/2017	16	3670.67	2017	11
11/8/2017	17	3823.455	2017	11
11/8/2017	18	3976.864	2017	11
11/8/2017	19	3917.507	2017	11
11/8/2017	20	3926.568	2017	11
11/8/2017	21	3862.366	2017	11
11/8/2017	22	3637.766	2017	11
11/8/2017	23	3545.265	2017	11
11/9/2017	0	3416.765	2017	11
11/9/2017	1	3394.165	2017	11
11/9/2017	2	3330.554	2017	11
11/9/2017	3	3346.855	2017	11
11/9/2017	4	3398.264	2017	11
11/9/2017	5	3639.563	2017	11
11/9/2017	6	3992.963	2017	11
11/9/2017	7	4159.362	2017	11
11/9/2017	8	4126.572	2017	11
11/9/2017	9	3963.5	2017	11
11/9/2017	10	3888.9	2017	11
11/9/2017	11	3815.7	2017	11
11/9/2017	12	3725.6	2017	11
11/9/2017	13	3687.4	2017	11
11/9/2017	14	3575.677	2017	11
11/9/2017	15	3570.877	2017	11
11/9/2017	16	3550	2017	11
11/9/2017	17	3640.552	2017	11
11/9/2017	18	3867.273	2017	11
11/9/2017	19	3817.468	2017	11
11/9/2017	20	3888.866	2017	11
11/9/2017	21	3801.351	2017	11
11/9/2017	22	3655.167	2017	11
11/9/2017	23	3487.066	2017	11
11/10/2017	0	3360.667	2017	11
11/10/2017	1	3362.864	2017	11
11/10/2017	2	3321.165	2017	11
11/10/2017	3	3363.764	2017	11
11/10/2017	4	3428.063	2017	11
11/10/2017	5	3655.657	2017	11
11/10/2017	6	4089.146	2017	11
11/10/2017	7	4268.06	2017	11
11/10/2017	8	4209.961	2017	11
11/10/2017	9	4213.6	2017	11
11/10/2017	10	4192.863	2017	11
11/10/2017	11	4029	2017	11
11/10/2017	12	3965.365	2017	11
11/10/2017	13	3825.5	2017	11
11/10/2017	14	3762.1	2017	11
11/10/2017	15	3813.566	2017	11
11/10/2017	16	3763.565	2017	11
11/10/2017	17	3986.964	2017	11
11/10/2017	18	4263.861	2017	11
11/10/2017	19	4174.37	2017	11
11/10/2017	20	4199.852	2017	11
11/10/2017	21	4136.146	2017	11

Day	Hr	Total	Year	Month
11/10/2017	22	4020.957	2017	11
11/10/2017	23	3851.059	2017	11
11/11/2017	0	3810.46	2017	11
11/11/2017	1	3739.859	2017	11
11/11/2017	2	3666.259	2017	11
11/11/2017	3	3637.152	2017	11
11/11/2017	4	3739.046	2017	11
11/11/2017	5	3832.459	2017	11
11/11/2017	6	3937.757	2017	11
11/11/2017	7	4097.459	2017	11
11/11/2017	8	4093.16	2017	11
11/11/2017	9	3992.161	2017	11
11/11/2017	10	3869.659	2017	11
11/11/2017	11	3763.455	2017	11
11/11/2017	12	3630.768	2017	11
11/11/2017	13	3440.068	2017	11
11/11/2017	14	3390.569	2017	11
11/11/2017	15	3367.368	2017	11
11/11/2017	16	3368.867	2017	11
11/11/2017	17	3545.568	2017	11
11/11/2017	18	3666.361	2017	11
11/11/2017	19	3719.466	2017	11
11/11/2017	20	3675.165	2017	11
11/11/2017	21	3593.365	2017	11
11/11/2017	22	3477.166	2017	11
11/11/2017	23	3319.564	2017	11
11/12/2017	0	3214.965	2017	11
11/12/2017	1	3123.565	2017	11
11/12/2017	2	3076.061	2017	11
11/12/2017	3	3044.751	2017	11
11/12/2017	4	3089.864	2017	11
11/12/2017	5	3085.565	2017	11
11/12/2017	6	3222.165	2017	11
11/12/2017	7	3281.665	2017	11
11/12/2017	8	3347.365	2017	11
11/12/2017	9	3415.067	2017	11
11/12/2017	10	3375.069	2017	11
11/12/2017	11	3348.853	2017	11
11/12/2017	12	3341.569	2017	11
11/12/2017	13	3242.669	2017	11
11/12/2017	14	3285.471	2017	11
11/12/2017	15	3309.369	2017	11
11/12/2017	16	3353.069	2017	11
11/12/2017	17	3525.769	2017	11
11/12/2017	18	3591.069	2017	11
11/12/2017	19	3574.672	2017	11
11/12/2017	20	3554.055	2017	11
11/12/2017	21	3433.962	2017	11
11/12/2017	22	3266.368	2017	11
11/12/2017	23	3112.567	2017	11
11/13/2017	0	3016.366	2017	11
11/13/2017	1	3019.468	2017	11
11/13/2017	2	2991.866	2017	11
11/13/2017	3	3036.867	2017	11
11/13/2017	4	3122.167	2017	11
11/13/2017	5	3392.651	2017	11
11/13/2017	6	3739.362	2017	11
11/13/2017	7	3987.165	2017	11
11/13/2017	8	4062.167	2017	11
11/13/2017	9	4114.567	2017	11
11/13/2017	10	4088.667	2017	11
11/13/2017	11	4086.769	2017	11
11/13/2017	12	4073.469	2017	11
11/13/2017	13	4016.97	2017	11

Day	Hr	Total	Year	Month
11/13/2017	14	3950.052	2017	11
11/13/2017	15	3943.168	2017	11
11/13/2017	16	3968.968	2017	11
11/13/2017	17	4109.768	2017	11
11/13/2017	18	4189.068	2017	11
11/13/2017	19	4133.267	2017	11
11/13/2017	20	4046.067	2017	11
11/13/2017	21	3967.967	2017	11
11/13/2017	22	3718.664	2017	11
11/13/2017	23	3588.252	2017	11
11/14/2017	0	3412.467	2017	11
11/14/2017	1	3362.868	2017	11
11/14/2017	2	3296.967	2017	11
11/14/2017	3	3254.167	2017	11
11/14/2017	4	3351.267	2017	11
11/14/2017	5	3520.667	2017	11
11/14/2017	6	3957.967	2017	11
11/14/2017	7	4119.061	2017	11
11/14/2017	8	4158.756	2017	11
11/14/2017	9	4072.4	2017	11
11/14/2017	10	4049.3	2017	11
11/14/2017	11	3959.6	2017	11
11/14/2017	12	3864.3	2017	11
11/14/2017	13	3806.2	2017	11
11/14/2017	14	3757.871	2017	11
11/14/2017	15	3650.571	2017	11
11/14/2017	16	3695.769	2017	11
11/14/2017	17	3835.362	2017	11
11/14/2017	18	4048.559	2017	11
11/14/2017	19	4087.167	2017	11
11/14/2017	20	4068.667	2017	11
11/14/2017	21	4001.766	2017	11
11/14/2017	22	3859.765	2017	11
11/14/2017	23	3678.865	2017	11
11/15/2017	0	3527.865	2017	11
11/15/2017	1	3474.764	2017	11
11/15/2017	2	3482.353	2017	11
11/15/2017	3	3491.656	2017	11
11/15/2017	4	3585.864	2017	11
11/15/2017	5	3741.364	2017	11
11/15/2017	6	4157.963	2017	11
11/15/2017	7	4355.064	2017	11
11/15/2017	8	4256.665	2017	11
11/15/2017	9	4163.6	2017	11
11/15/2017	10	4080.7	2017	11
11/15/2017	11	3963.157	2017	11
11/15/2017	12	3967.768	2017	11
11/15/2017	13	3983	2017	11
11/15/2017	14	3989.9	2017	11
11/15/2017	15	3965.7	2017	11
11/15/2017	16	3949.8	2017	11
11/15/2017	17	4041.6	2017	11
11/15/2017	18	4128.1	2017	11
11/15/2017	19	4060.562	2017	11
11/15/2017	20	3972.059	2017	11
11/15/2017	21	3772.969	2017	11
11/15/2017	22	3574.47	2017	11
11/15/2017	23	3336.068	2017	11
11/16/2017	0	3256.669	2017	11
11/16/2017	1	3212.269	2017	11
11/16/2017	2	3187.168	2017	11
11/16/2017	3	3130.167	2017	11
11/16/2017	4	3206.363	2017	11
11/16/2017	5	3400.85	2017	11

Day	Hr	Total	Year	Month
11/16/2017	6	3810.667	2017	11
11/16/2017	7	4045.178	2017	11
11/16/2017	8	4100.565	2017	11
11/16/2017	9	4109.766	2017	11
11/16/2017	10	4108.465	2017	11
11/16/2017	11	4066.866	2017	11
11/16/2017	12	4043.566	2017	11
11/16/2017	13	4028.051	2017	11
11/16/2017	14	3973.066	2017	11
11/16/2017	15	3914.167	2017	11
11/16/2017	16	3946.667	2017	11
11/16/2017	17	4147.865	2017	11
11/16/2017	18	4325.965	2017	11
11/16/2017	19	4301.263	2017	11
11/16/2017	20	4270.764	2017	11
11/16/2017	21	4208.546	2017	11
11/16/2017	22	4007.56	2017	11
11/16/2017	23	3869.662	2017	11
11/17/2017	0	3758.861	2017	11
11/17/2017	1	3677.562	2017	11
11/17/2017	2	3673.158	2017	11
11/17/2017	3	3635.959	2017	11
11/17/2017	4	3684.948	2017	11
11/17/2017	5	3862.354	2017	11
11/17/2017	6	4250.56	2017	11
11/17/2017	7	4449.559	2017	11
11/17/2017	8	4439.461	2017	11
11/17/2017	9	4345.86	2017	11
11/17/2017	10	4220.363	2017	11
11/17/2017	11	4048.861	2017	11
11/17/2017	12	3925.255	2017	11
11/17/2017	13	3870.769	2017	11
11/17/2017	14	3764.669	2017	11
11/17/2017	15	3685.071	2017	11
11/17/2017	16	3649.469	2017	11
11/17/2017	17	3764.269	2017	11
11/17/2017	18	3734.779	2017	11
11/17/2017	19	3761.669	2017	11
11/17/2017	20	3823.959	2017	11
11/17/2017	21	3719.658	2017	11
11/17/2017	22	3594.169	2017	11
11/17/2017	23	3376.77	2017	11
11/18/2017	0	3179.069	2017	11
11/18/2017	1	3086.769	2017	11
11/18/2017	2	2993.371	2017	11
11/18/2017	3	2951.47	2017	11
11/18/2017	4	2925.47	2017	11
11/18/2017	5	2945.373	2017	11
11/18/2017	6	3034.662	2017	11
11/18/2017	7	3159.325	2017	11
11/18/2017	8	3249.875	2017	11
11/18/2017	9	3365.572	2017	11
11/18/2017	10	3382.276	2017	11
11/18/2017	11	3378.775	2017	11
11/18/2017	12	3368.474	2017	11
11/18/2017	13	3301.677	2017	11
11/18/2017	14	3288.775	2017	11
11/18/2017	15	3267.877	2017	11
11/18/2017	16	3334.422	2017	11
11/18/2017	17	3424.86	2017	11
11/18/2017	18	3448.163	2017	11
11/18/2017	19	3391.271	2017	11
11/18/2017	20	3394.716	2017	11
11/18/2017	21	3329.915	2017	11

Day	Hr	Total	Year	Month
11/18/2017	22	3237.465	2017	11
11/18/2017	23	3151.666	2017	11
11/19/2017	0	3042.615	2017	11
11/19/2017	1	2962.015	2017	11
11/19/2017	2	3013.156	2017	11
11/19/2017	3	3011.257	2017	11
11/19/2017	4	3035.064	2017	11
11/19/2017	5	3148.265	2017	11
11/19/2017	6	3217.965	2017	11
11/19/2017	7	3396.37	2017	11
11/19/2017	8	3508.165	2017	11
11/19/2017	9	3693.663	2017	11
11/19/2017	10	3706.81	2017	11
11/19/2017	11	3789.797	2017	11
11/19/2017	12	3760.564	2017	11
11/19/2017	13	3799.214	2017	11
11/19/2017	14	3684.215	2017	11
11/19/2017	15	3697.665	2017	11
11/19/2017	16	3707.066	2017	11
11/19/2017	17	3865.364	2017	11
11/19/2017	18	4083.808	2017	11
11/19/2017	19	4124.648	2017	11
11/19/2017	20	4153.26	2017	11
11/19/2017	21	4088.511	2017	11
11/19/2017	22	3995.96	2017	11
11/19/2017	23	3880.959	2017	11
11/20/2017	0	3767.76	2017	11
11/20/2017	1	3824.259	2017	11
11/20/2017	2	3809.841	2017	11
11/20/2017	3	3905.354	2017	11
11/20/2017	4	3990.258	2017	11
11/20/2017	5	4284.357	2017	11
11/20/2017	6	4662.158	2017	11
11/20/2017	7	4853.308	2017	11
11/20/2017	8	4832.202	2017	11
11/20/2017	9	4632.018	2017	11
11/20/2017	10	4392.801	2017	11
11/20/2017	11	4217.067	2017	11
11/20/2017	12	4146.868	2017	11
11/20/2017	13	3958.669	2017	11
11/20/2017	14	3885.869	2017	11
11/20/2017	15	3798.268	2017	11
11/20/2017	16	3829.764	2017	11
11/20/2017	17	3998.306	2017	11
11/20/2017	18	4218.216	2017	11
11/20/2017	19	4264.365	2017	11
11/20/2017	20	4287.064	2017	11
11/20/2017	21	4183.464	2017	11
11/20/2017	22	4093.413	2017	11
11/20/2017	23	3849.112	2017	11
11/21/2017	0	3702.808	2017	11
11/21/2017	1	3676.002	2017	11
11/21/2017	2	3613.463	2017	11
11/21/2017	3	3610.364	2017	11
11/21/2017	4	3627.963	2017	11
11/21/2017	5	3890.764	2017	11
11/21/2017	6	4195.864	2017	11
11/21/2017	7	4379.614	2017	11
11/21/2017	8	4324.551	2017	11
11/21/2017	9	4234.41	2017	11
11/21/2017	10	4109.617	2017	11
11/21/2017	11	3947.319	2017	11
11/21/2017	12	3856.769	2017	11
11/21/2017	13	3810.171	2017	11

Day	Hr	Total	Year	Month
11/21/2017	14	3764.07	2017	11
11/21/2017	15	3677.07	2017	11
11/21/2017	16	3678.925	2017	11
11/21/2017	17	3812.911	2017	11
11/21/2017	18	3891.766	2017	11
11/21/2017	19	3914.969	2017	11
11/21/2017	20	3936.468	2017	11
11/21/2017	21	3807.169	2017	11
11/21/2017	22	3638.368	2017	11
11/21/2017	23	3463.126	2017	11
11/22/2017	0	3362.166	2017	11
11/22/2017	1	3342.815	2017	11
11/22/2017	2	3366.751	2017	11
11/22/2017	3	3405.807	2017	11
11/22/2017	4	3526.01	2017	11
11/22/2017	5	3690.861	2017	11
11/22/2017	6	4072.711	2017	11
11/22/2017	7	4323.912	2017	11
11/22/2017	8	4338.264	2017	11
11/22/2017	9	4305.861	2017	11
11/22/2017	10	4264.702	2017	11
11/22/2017	11	4143.618	2017	11
11/22/2017	12	4050.866	2017	11
11/22/2017	13	3915.068	2017	11
11/22/2017	14	3852.668	2017	11
11/22/2017	15	3774.119	2017	11
11/22/2017	16	3813.717	2017	11
11/22/2017	17	4028.464	2017	11
11/22/2017	18	4228.247	2017	11
11/22/2017	19	4219.265	2017	11
11/22/2017	20	4275.862	2017	11
11/22/2017	21	4214.863	2017	11
11/22/2017	22	4069.061	2017	11
11/22/2017	23	3974.861	2017	11
11/23/2017	0	3815.21	2017	11
11/23/2017	1	3710.495	2017	11
11/23/2017	2	3729.056	2017	11
11/23/2017	3	3726.96	2017	11
11/23/2017	4	3813.959	2017	11
11/23/2017	5	3841.259	2017	11
11/23/2017	6	3929.259	2017	11
11/23/2017	7	4037.157	2017	11
11/23/2017	8	4094.246	2017	11
11/23/2017	9	3990.963	2017	11
11/23/2017	10	3858.367	2017	11
11/23/2017	11	3681.216	2017	11
11/23/2017	12	3416.318	2017	11
11/23/2017	13	3262.171	2017	11
11/23/2017	14	3012.07	2017	11
11/23/2017	15	2916.666	2017	11
11/23/2017	16	2862.356	2017	11
11/23/2017	17	3004.268	2017	11
11/23/2017	18	3169.167	2017	11
11/23/2017	19	3232.866	2017	11
11/23/2017	20	3317.365	2017	11
11/23/2017	21	3358.715	2017	11
11/23/2017	22	3342.713	2017	11
11/23/2017	23	3322.257	2017	11
11/24/2017	0	3297.102	2017	11
11/24/2017	1	3296.813	2017	11
11/24/2017	2	3329.711	2017	11
11/24/2017	3	3344.411	2017	11
11/24/2017	4	3436.261	2017	11
11/24/2017	5	3579.16	2017	11

Day	Hr	Total	Year	Month
11/24/2017	6	3718.155	2017	11
11/24/2017	7	3836.798	2017	11
11/24/2017	8	3830.063	2017	11
11/24/2017	9	3624.515	2017	11
11/24/2017	10	3534.42	2017	11
11/24/2017	11	3406.619	2017	11
11/24/2017	12	3270.676	2017	11
11/24/2017	13	3151.924	2017	11
11/24/2017	14	3043.97	2017	11
11/24/2017	15	3024.012	2017	11
11/24/2017	16	3025.874	2017	11
11/24/2017	17	3203.524	2017	11
11/24/2017	18	3359.02	2017	11
11/24/2017	19	3351.269	2017	11
11/24/2017	20	3340.568	2017	11
11/24/2017	21	3304.669	2017	11
11/24/2017	22	3195.169	2017	11
11/24/2017	23	3106.363	2017	11
11/25/2017	0	2990.857	2017	11
11/25/2017	1	2900.368	2017	11
11/25/2017	2	2824.868	2017	11
11/25/2017	3	2869.169	2017	11
11/25/2017	4	2851.87	2017	11
11/25/2017	5	2866.767	2017	11
11/25/2017	6	3020.569	2017	11
11/25/2017	7	3168.969	2017	11
11/25/2017	8	3249.861	2017	11
11/25/2017	9	3276.215	2017	11
11/25/2017	10	3243.778	2017	11
11/25/2017	11	3174.029	2017	11
11/25/2017	12	3151.179	2017	11
11/25/2017	13	3057.078	2017	11
11/25/2017	14	2970.678	2017	11
11/25/2017	15	2950.229	2017	11
11/25/2017	16	2976.627	2017	11
11/25/2017	17	3177.326	2017	11
11/25/2017	18	3340.321	2017	11
11/25/2017	19	3318.052	2017	11
11/25/2017	20	3330.47	2017	11
11/25/2017	21	3281.322	2017	11
11/25/2017	22	3207.219	2017	11
11/25/2017	23	3094.469	2017	11
11/26/2017	0	3004.968	2017	11
11/26/2017	1	3004.967	2017	11
11/26/2017	2	3013.067	2017	11
11/26/2017	3	3024.667	2017	11
11/26/2017	4	3095.654	2017	11
11/26/2017	5	3277.759	2017	11
11/26/2017	6	3416.064	2017	11
11/26/2017	7	3619.814	2017	11
11/26/2017	8	3674.315	2017	11
11/26/2017	9	3611.169	2017	11
11/26/2017	10	3478.975	2017	11
11/26/2017	11	3315.477	2017	11
11/26/2017	12	3241.325	2017	11
11/26/2017	13	3117.511	2017	11
11/26/2017	14	3109.878	2017	11
11/26/2017	15	3135.478	2017	11
11/26/2017	16	3155.976	2017	11
11/26/2017	17	3440.073	2017	11
11/26/2017	18	3654.071	2017	11
11/26/2017	19	3707.668	2017	11
11/26/2017	20	3756.966	2017	11
11/26/2017	21	3663.166	2017	11

Day	Hr	Total	Year	Month
11/26/2017	22	3564.949	2017	11
11/26/2017	23	3481.163	2017	11
11/27/2017	0	3420.765	2017	11
11/27/2017	1	3392.866	2017	11
11/27/2017	2	3391.963	2017	11
11/27/2017	3	3473.964	2017	11
11/27/2017	4	3612.864	2017	11
11/27/2017	5	3852.663	2017	11
11/27/2017	6	4275.847	2017	11
11/27/2017	7	4486.863	2017	11
11/27/2017	8	4451.266	2017	11
11/27/2017	9	4259.967	2017	11
11/27/2017	10	4091.774	2017	11
11/27/2017	11	3954.127	2017	11
11/27/2017	12	3819.527	2017	11
11/27/2017	13	3776.877	2017	11
11/27/2017	14	3637.579	2017	11
11/27/2017	15	3622.962	2017	11
11/27/2017	16	3588.777	2017	11
11/27/2017	17	3797.878	2017	11
11/27/2017	18	3998.475	2017	11
11/27/2017	19	4026.773	2017	11
11/27/2017	20	3954.673	2017	11
11/27/2017	21	3847.171	2017	11
11/27/2017	22	3666.868	2017	11
11/27/2017	23	3521.069	2017	11
11/28/2017	0	3401.162	2017	11
11/28/2017	1	3278.557	2017	11
11/28/2017	2	3252.468	2017	11
11/28/2017	3	3306.267	2017	11
11/28/2017	4	3342.767	2017	11
11/28/2017	5	3542.668	2017	11
11/28/2017	6	3984.466	2017	11
11/28/2017	7	4179.567	2017	11
11/28/2017	8	4178.268	2017	11
11/28/2017	9	4016.221	2017	11
11/28/2017	10	3920.814	2017	11
11/28/2017	11	3815.152	2017	11
11/28/2017	12	3726.929	2017	11
11/28/2017	13	3667.677	2017	11
11/28/2017	14	3616.379	2017	11
11/28/2017	15	3577.979	2017	11
11/28/2017	16	3593.678	2017	11
11/28/2017	17	3740.977	2017	11
11/28/2017	18	3928.977	2017	11
11/28/2017	19	3952.775	2017	11
11/28/2017	20	3948.56	2017	11
11/28/2017	21	3839.562	2017	11
11/28/2017	22	3625.774	2017	11
11/28/2017	23	3451.069	2017	11
11/29/2017	0	3354.97	2017	11
11/29/2017	1	3283.471	2017	11
11/29/2017	2	3262.023	2017	11
11/29/2017	3	3243.32	2017	11
11/29/2017	4	3303.319	2017	11
11/29/2017	5	3546.018	2017	11
11/29/2017	6	3914.757	2017	11
11/29/2017	7	4173.061	2017	11
11/29/2017	8	4094.469	2017	11
11/29/2017	9	4037.269	2017	11
11/29/2017	10	3948.475	2017	11
11/29/2017	11	3817.278	2017	11
11/29/2017	12	3742.479	2017	11
11/29/2017	13	3716.479	2017	11

Day	Hr	Total	Year	Month
11/29/2017	14	3669.179	2017	11
11/29/2017	15	3622.279	2017	11
11/29/2017	16	3615.174	2017	11
11/29/2017	17	3758.76	2017	11
11/29/2017	18	3930.777	2017	11
11/29/2017	19	3912.975	2017	11
11/29/2017	20	3882.174	2017	11
11/29/2017	21	3798.269	2017	11
11/29/2017	22	3621.62	2017	11
11/29/2017	23	3437.918	2017	11
11/30/2017	0	3313.768	2017	11
11/30/2017	1	3252.167	2017	11
11/30/2017	2	3244.96	2017	11
11/30/2017	3	3233.454	2017	11
11/30/2017	4	3293.667	2017	11
11/30/2017	5	3503.568	2017	11
11/30/2017	6	3867.522	2017	11
11/30/2017	7	4079.667	2017	11
11/30/2017	8	4108.264	2017	11
11/30/2017	9	4073.062	2017	11
11/30/2017	10	4006.062	2017	11
11/30/2017	11	3960.857	2017	11
11/30/2017	12	3869.051	2017	11
11/30/2017	13	3825.863	2017	11
11/30/2017	14	3812.266	2017	11
11/30/2017	15	3729.419	2017	11
11/30/2017	16	3663.919	2017	11
11/30/2017	17	3836.663	2017	11
11/30/2017	18	4021.367	2017	11
11/30/2017	19	3976.56	2017	11
11/30/2017	20	3972.26	2017	11
11/30/2017	21	3885.351	2017	11
11/30/2017	22	3730.6	2017	11
11/30/2017	23	3564.908	2017	11
12/1/2017	0	3451.308	2017	12
12/1/2017	1	3411.007	2017	12
12/1/2017	2	3394.256	2017	12
12/1/2017	3	3424.506	2017	12
12/1/2017	4	3542.655	2017	12
12/1/2017	5	3792.249	2017	12
12/1/2017	6	4076.391	2017	12
12/1/2017	7	4377.454	2017	12
12/1/2017	8	4354.855	2017	12
12/1/2017	9	4240.659	2017	12
12/1/2017	10	4112.359	2017	12
12/1/2017	11	3917.313	2017	12
12/1/2017	12	3827.718	2017	12
12/1/2017	13	3717.066	2017	12
12/1/2017	14	3646.651	2017	12
12/1/2017	15	3574.816	2017	12
12/1/2017	16	3541.915	2017	12
12/1/2017	17	3730.26	2017	12
12/1/2017	18	3888.76	2017	12
12/1/2017	19	3912.658	2017	12
12/1/2017	20	3971.258	2017	12
12/1/2017	21	3871.656	2017	12
12/1/2017	22	3814.45	2017	12
12/1/2017	23	3656.543	2017	12
12/2/2017	0	3544.255	2017	12
12/2/2017	1	3452.857	2017	12
12/2/2017	2	3430.455	2017	12
12/2/2017	3	3375.956	2017	12
12/2/2017	4	3362.706	2017	12
12/2/2017	5	3399.707	2017	12

Case No. 2018-00295
Attachment 10 to Response to Metro-1 Question No. 37(b)
Page 812 of 823
Bellar

Day	Hr	Total	Year	Month
12/2/2017	6	3514.944	2017	12
12/2/2017	7	3687.051	2017	12
12/2/2017	8	3733.456	2017	12
12/2/2017	9	3710.657	2017	12
12/2/2017	10	3671.66	2017	12
12/2/2017	11	3560.272	2017	12
12/2/2017	12	3376.669	2017	12
12/2/2017	13	3246.869	2017	12
12/2/2017	14	3175.065	2017	12
12/2/2017	15	3170.256	2017	12
12/2/2017	16	3166.868	2017	12
12/2/2017	17	3358.766	2017	12
12/2/2017	18	3536.811	2017	12
12/2/2017	19	3553.71	2017	12
12/2/2017	20	3553.859	2017	12
12/2/2017	21	3461.358	2017	12
12/2/2017	22	3330.058	2017	12
12/2/2017	23	3260.451	2017	12
12/3/2017	0	3169.645	2017	12
12/3/2017	1	3095.357	2017	12
12/3/2017	2	3135.857	2017	12
12/3/2017	3	3153.755	2017	12
12/3/2017	4	3215.156	2017	12
12/3/2017	5	3306.753	2017	12
12/3/2017	6	3416.955	2017	12
12/3/2017	7	3628.042	2017	12
12/3/2017	8	3691.848	2017	12
12/3/2017	9	3604.058	2017	12
12/3/2017	10	3459.51	2017	12
12/3/2017	11	3294.516	2017	12
12/3/2017	12	3136.969	2017	12
12/3/2017	13	3066.119	2017	12
12/3/2017	14	3027.019	2017	12
12/3/2017	15	3016.851	2017	12
12/3/2017	16	3075.003	2017	12
12/3/2017	17	3317.163	2017	12
12/3/2017	18	3520.562	2017	12
12/3/2017	19	3576.91	2017	12
12/3/2017	20	3583.909	2017	12
12/3/2017	21	3571.059	2017	12
12/3/2017	22	3446.658	2017	12
12/3/2017	23	3254.058	2017	12
12/4/2017	0	3127.755	2017	12
12/4/2017	1	3087.743	2017	12
12/4/2017	2	3102.557	2017	12
12/4/2017	3	3134.357	2017	12
12/4/2017	4	3281.957	2017	12
12/4/2017	5	3592.258	2017	12
12/4/2017	6	3962.256	2017	12
12/4/2017	7	4174.857	2017	12
12/4/2017	8	4127.956	2017	12
12/4/2017	9	4047.743	2017	12
12/4/2017	10	3943.977	2017	12
12/4/2017	11	3763.068	2017	12
12/4/2017	12	3716.868	2017	12
12/4/2017	13	3622.769	2017	12
12/4/2017	14	3577.07	2017	12
12/4/2017	15	3510.069	2017	12
12/4/2017	16	3494.92	2017	12
12/4/2017	17	3681.82	2017	12
12/4/2017	18	3818.369	2017	12
12/4/2017	19	3776.853	2017	12
12/4/2017	20	3732.165	2017	12
12/4/2017	21	3630.067	2017	12

Day	Hr	Total	Year	Month
12/4/2017	22	3424.163	2017	12
12/4/2017	23	3180.668	2017	12
12/5/2017	0	3036.263	2017	12
12/5/2017	1	2868.866	2017	12
12/5/2017	2	2800.164	2017	12
12/5/2017	3	2783.962	2017	12
12/5/2017	4	2809.962	2017	12
12/5/2017	5	2979.254	2017	12
12/5/2017	6	3340.953	2017	12
12/5/2017	7	3578.162	2017	12
12/5/2017	8	3636.712	2017	12
12/5/2017	9	3677.512	2017	12
12/5/2017	10	3737.261	2017	12
12/5/2017	11	3744.061	2017	12
12/5/2017	12	3777.809	2017	12
12/5/2017	13	3808.51	2017	12
12/5/2017	14	3823.653	2017	12
12/5/2017	15	3868.844	2017	12
12/5/2017	16	3943.557	2017	12
12/5/2017	17	4158.156	2017	12
12/5/2017	18	4259.657	2017	12
12/5/2017	19	4243.455	2017	12
12/5/2017	20	4233.756	2017	12
12/5/2017	21	4151.905	2017	12
12/5/2017	22	3995.692	2017	12
12/5/2017	23	3816.548	2017	12
12/6/2017	0	3705.153	2017	12
12/6/2017	1	3641.553	2017	12
12/6/2017	2	3638.502	2017	12
12/6/2017	3	3660.703	2017	12
12/6/2017	4	3744.952	2017	12
12/6/2017	5	3963.938	2017	12
12/6/2017	6	4396.397	2017	12
12/6/2017	7	4655.602	2017	12
12/6/2017	8	4635.152	2017	12
12/6/2017	9	4538.405	2017	12
12/6/2017	10	4413.705	2017	12
12/6/2017	11	4306.855	2017	12
12/6/2017	12	4184.043	2017	12
12/6/2017	13	4063.31	2017	12
12/6/2017	14	4005.059	2017	12
12/6/2017	15	3925.961	2017	12
12/6/2017	16	3939.409	2017	12
12/6/2017	17	4175.057	2017	12
12/6/2017	18	4340.608	2017	12
12/6/2017	19	4371.599	2017	12
12/6/2017	20	4382.544	2017	12
12/6/2017	21	4303.555	2017	12
12/6/2017	22	4121.304	2017	12
12/6/2017	23	3937.104	2017	12
12/7/2017	0	3838.303	2017	12
12/7/2017	1	3765.502	2017	12
12/7/2017	2	3756.648	2017	12
12/7/2017	3	3745.341	2017	12
12/7/2017	4	3815.854	2017	12
12/7/2017	5	3966.653	2017	12
12/7/2017	6	4378.6	2017	12
12/7/2017	7	4628.3	2017	12
12/7/2017	8	4588.293	2017	12
12/7/2017	9	4534.95	2017	12
12/7/2017	10	4428.2	2017	12
12/7/2017	11	4325.3	2017	12
12/7/2017	12	4238.7	2017	12
12/7/2017	13	4205.5	2017	12

Day	Hr	Total	Year	Month
12/7/2017	14	4163.8	2017	12
12/7/2017	15	4176.8	2017	12
12/7/2017	16	4264.6	2017	12
12/7/2017	17	4411.2	2017	12
12/7/2017	18	4539	2017	12
12/7/2017	19	4625.9	2017	12
12/7/2017	20	4740.7	2017	12
12/7/2017	21	4618.4	2017	12
12/7/2017	22	4440.85	2017	12
12/7/2017	23	4281.65	2017	12
12/8/2017	0	4198.215	2017	12
12/8/2017	1	4125.5	2017	12
12/8/2017	2	4124.6	2017	12
12/8/2017	3	4077.2	2017	12
12/8/2017	4	4194.1	2017	12
12/8/2017	5	4368.723	2017	12
12/8/2017	6	4738.2	2017	12
12/8/2017	7	4947.5	2017	12
12/8/2017	8	4992.5	2017	12
12/8/2017	9	4950.1	2017	12
12/8/2017	10	4923.6	2017	12
12/8/2017	11	4830.5	2017	12
12/8/2017	12	4705.1	2017	12
12/8/2017	13	4597.1	2017	12
12/8/2017	14	4514.8	2017	12
12/8/2017	15	4478.7	2017	12
12/8/2017	16	4424.3	2017	12
12/8/2017	17	4664.5	2017	12
12/8/2017	18	4792.6	2017	12
12/8/2017	19	4738.2	2017	12
12/8/2017	20	4692.15	2017	12
12/8/2017	21	4655.15	2017	12
12/8/2017	22	4531.3	2017	12
12/8/2017	23	4344.7	2017	12
12/9/2017	0	4248.1	2017	12
12/9/2017	1	4135	2017	12
12/9/2017	2	4146.85	2017	12
12/9/2017	3	4175.35	2017	12
12/9/2017	4	4201.4	2017	12
12/9/2017	5	4242.5	2017	12
12/9/2017	6	4430.9	2017	12
12/9/2017	7	4559.8	2017	12
12/9/2017	8	4656.4	2017	12
12/9/2017	9	4618.2	2017	12
12/9/2017	10	4553.35	2017	12
12/9/2017	11	4518.05	2017	12
12/9/2017	12	4448.4	2017	12
12/9/2017	13	4423.4	2017	12
12/9/2017	14	4405.2	2017	12
12/9/2017	15	4427.1	2017	12
12/9/2017	16	4515.714	2017	12
12/9/2017	17	4578.4	2017	12
12/9/2017	18	4665.25	2017	12
12/9/2017	19	4637.85	2017	12
12/9/2017	20	4623.1	2017	12
12/9/2017	21	4523.6	2017	12
12/9/2017	22	4367.2	2017	12
12/9/2017	23	4255.3	2017	12
12/10/2017	0	4135.2	2017	12
12/10/2017	1	4078.9	2017	12
12/10/2017	2	3981.7	2017	12
12/10/2017	3	4006.3	2017	12
12/10/2017	4	4067.4	2017	12
12/10/2017	5	4147.9	2017	12

Day	Hr	Total	Year	Month
12/10/2017	6	4334.121	2017	12
12/10/2017	7	4441.2	2017	12
12/10/2017	8	4522.7	2017	12
12/10/2017	9	4527.05	2017	12
12/10/2017	10	4414.45	2017	12
12/10/2017	11	4280.75	2017	12
12/10/2017	12	4154.45	2017	12
12/10/2017	13	4016.9	2017	12
12/10/2017	14	3907.55	2017	12
12/10/2017	15	3878.75	2017	12
12/10/2017	16	3958.6	2017	12
12/10/2017	17	4191.4	2017	12
12/10/2017	18	4428.3	2017	12
12/10/2017	19	4459.6	2017	12
12/10/2017	20	4449.321	2017	12
12/10/2017	21	4354.2	2017	12
12/10/2017	22	4178.6	2017	12
12/10/2017	23	4005.1	2017	12
12/11/2017	0	3895.5	2017	12
12/11/2017	1	3818.7	2017	12
12/11/2017	2	3815.1	2017	12
12/11/2017	3	3898	2017	12
12/11/2017	4	4028.5	2017	12
12/11/2017	5	4295.8	2017	12
12/11/2017	6	4698.85	2017	12
12/11/2017	7	5013.3	2017	12
12/11/2017	8	4942.45	2017	12
12/11/2017	9	4753	2017	12
12/11/2017	10	4594.55	2017	12
12/11/2017	11	4421.35	2017	12
12/11/2017	12	4247.8	2017	12
12/11/2017	13	4071.8	2017	12
12/11/2017	14	3940.5	2017	12
12/11/2017	15	3908.85	2017	12
12/11/2017	16	3943.55	2017	12
12/11/2017	17	4222.6	2017	12
12/11/2017	18	4295.4	2017	12
12/11/2017	19	4330.8	2017	12
12/11/2017	20	4335	2017	12
12/11/2017	21	4144.4	2017	12
12/11/2017	22	3922.7	2017	12
12/11/2017	23	3750.8	2017	12
12/12/2017	0	3534.1	2017	12
12/12/2017	1	3492.2	2017	12
12/12/2017	2	3480.8	2017	12
12/12/2017	3	3457.1	2017	12
12/12/2017	4	3529.4	2017	12
12/12/2017	5	3707.7	2017	12
12/12/2017	6	4188.1	2017	12
12/12/2017	7	4517.9	2017	12
12/12/2017	8	4534.4	2017	12
12/12/2017	9	4644.7	2017	12
12/12/2017	10	4643.7	2017	12
12/12/2017	11	4582.1	2017	12
12/12/2017	12	4593.1	2017	12
12/12/2017	13	4496.9	2017	12
12/12/2017	14	4477.15	2017	12
12/12/2017	15	4523.5	2017	12
12/12/2017	16	4608.15	2017	12
12/12/2017	17	4872.6	2017	12
12/12/2017	18	5099.823	2017	12
12/12/2017	19	5143.5	2017	12
12/12/2017	20	5141.65	2017	12
12/12/2017	21	5006.45	2017	12

Case No. 2018-00295
Attachment 10 to Response to Metro-1 Question No. 37(b)
Page 816 of 823
Bellar

Day	Hr	Total	Year	Month
12/12/2017	22	4853.55	2017	12
12/12/2017	23	4685.45	2017	12
12/13/2017	0	4592.25	2017	12
12/13/2017	1	4489.95	2017	12
12/13/2017	2	4519.3	2017	12
12/13/2017	3	4541.7	2017	12
12/13/2017	4	4597.6	2017	12
12/13/2017	5	4809	2017	12
12/13/2017	6	5214	2017	12
12/13/2017	7	5429.4	2017	12
12/13/2017	8	5376.7	2017	12
12/13/2017	9	5207.794	2017	12
12/13/2017	10	5051.1	2017	12
12/13/2017	11	4874.7	2017	12
12/13/2017	12	4716.4	2017	12
12/13/2017	13	4649.9	2017	12
12/13/2017	14	4532.8	2017	12
12/13/2017	15	4562.8	2017	12
12/13/2017	16	4436.7	2017	12
12/13/2017	17	4604	2017	12
12/13/2017	18	4722.2	2017	12
12/13/2017	19	4686	2017	12
12/13/2017	20	4628	2017	12
12/13/2017	21	4524.4	2017	12
12/13/2017	22	4213.4	2017	12
12/13/2017	23	4010.25	2017	12
12/14/2017	0	3820.75	2017	12
12/14/2017	1	3702.912	2017	12
12/14/2017	2	3671.6	2017	12
12/14/2017	3	3604.1	2017	12
12/14/2017	4	3682.4	2017	12
12/14/2017	5	3886.4	2017	12
12/14/2017	6	4292.411	2017	12
12/14/2017	7	4621.6	2017	12
12/14/2017	8	4621.2	2017	12
12/14/2017	9	4664.7	2017	12
12/14/2017	10	4648.4	2017	12
12/14/2017	11	4592.8	2017	12
12/14/2017	12	4550.1	2017	12
12/14/2017	13	4411.1	2017	12
12/14/2017	14	4352.4	2017	12
12/14/2017	15	4360.7	2017	12
12/14/2017	16	4381.2	2017	12
12/14/2017	17	4549.9	2017	12
12/14/2017	18	4766.8	2017	12
12/14/2017	19	4751.3	2017	12
12/14/2017	20	4795.6	2017	12
12/14/2017	21	4758.2	2017	12
12/14/2017	22	4602.6	2017	12
12/14/2017	23	4365.9	2017	12
12/15/2017	0	4226	2017	12
12/15/2017	1	4142.7	2017	12
12/15/2017	2	4052.8	2017	12
12/15/2017	3	4063.5	2017	12
12/15/2017	4	4102.45	2017	12
12/15/2017	5	4360.35	2017	12
12/15/2017	6	4625.85	2017	12
12/15/2017	7	4895.85	2017	12
12/15/2017	8	4918	2017	12
12/15/2017	9	4873.75	2017	12
12/15/2017	10	4906.75	2017	12
12/15/2017	11	4836	2017	12
12/15/2017	12	4690.1	2017	12
12/15/2017	13	4555.6	2017	12

Day	Hr	Total	Year	Month
12/15/2017	14	4564	2017	12
12/15/2017	15	4488.15	2017	12
12/15/2017	16	4459.75	2017	12
12/15/2017	17	4620.4	2017	12
12/15/2017	18	4702.8	2017	12
12/15/2017	19	4644.4	2017	12
12/15/2017	20	4587.4	2017	12
12/15/2017	21	4469.2	2017	12
12/15/2017	22	4369.7	2017	12
12/15/2017	23	4156.3	2017	12
12/16/2017	0	4026.4	2017	12
12/16/2017	1	3869.6	2017	12
12/16/2017	2	3809.3	2017	12
12/16/2017	3	3790.4	2017	12
12/16/2017	4	3858	2017	12
12/16/2017	5	3942.4	2017	12
12/16/2017	6	4079.85	2017	12
12/16/2017	7	4215.65	2017	12
12/16/2017	8	4316.4	2017	12
12/16/2017	9	4295.5	2017	12
12/16/2017	10	4108.2	2017	12
12/16/2017	11	3975.9	2017	12
12/16/2017	12	3827.5	2017	12
12/16/2017	13	3659.7	2017	12
12/16/2017	14	3543.9	2017	12
12/16/2017	15	3444.3	2017	12
12/16/2017	16	3510.7	2017	12
12/16/2017	17	3760.75	2017	12
12/16/2017	18	3850.95	2017	12
12/16/2017	19	3892.2	2017	12
12/16/2017	20	3995.9	2017	12
12/16/2017	21	3896.3	2017	12
12/16/2017	22	3794.5	2017	12
12/16/2017	23	3658.3	2017	12
12/17/2017	0	3539.45	2017	12
12/17/2017	1	3451.45	2017	12
12/17/2017	2	3406.5	2017	12
12/17/2017	3	3367.1	2017	12
12/17/2017	4	3385.2	2017	12
12/17/2017	5	3375.1	2017	12
12/17/2017	6	3470.85	2017	12
12/17/2017	7	3641.85	2017	12
12/17/2017	8	3752.9	2017	12
12/17/2017	9	3789.05	2017	12
12/17/2017	10	3813.75	2017	12
12/17/2017	11	3805.25	2017	12
12/17/2017	12	3756.95	2017	12
12/17/2017	13	3724.7	2017	12
12/17/2017	14	3685.4	2017	12
12/17/2017	15	3668.4	2017	12
12/17/2017	16	3678.55	2017	12
12/17/2017	17	3900.75	2017	12
12/17/2017	18	3984	2017	12
12/17/2017	19	3999.1	2017	12
12/17/2017	20	3931.2	2017	12
12/17/2017	21	3817.1	2017	12
12/17/2017	22	3709.1	2017	12
12/17/2017	23	3573.7	2017	12
12/18/2017	0	3357.35	2017	12
12/18/2017	1	3295.85	2017	12
12/18/2017	2	3235.7	2017	12
12/18/2017	3	3237.1	2017	12
12/18/2017	4	3315.8	2017	12
12/18/2017	5	3491.6	2017	12

Day	Hr	Total	Year	Month
12/18/2017	6	3846.9	2017	12
12/18/2017	7	4112.35	2017	12
12/18/2017	8	4159.9	2017	12
12/18/2017	9	4165.7	2017	12
12/18/2017	10	4137.95	2017	12
12/18/2017	11	4129.5	2017	12
12/18/2017	12	4111.1	2017	12
12/18/2017	13	4040	2017	12
12/18/2017	14	4037.9	2017	12
12/18/2017	15	4001.5	2017	12
12/18/2017	16	4028.1	2017	12
12/18/2017	17	4167.6	2017	12
12/18/2017	18	4281.45	2017	12
12/18/2017	19	4184.65	2017	12
12/18/2017	20	4185.6	2017	12
12/18/2017	21	4007.4	2017	12
12/18/2017	22	3798	2017	12
12/18/2017	23	3599.7	2017	12
12/19/2017	0	3447.3	2017	12
12/19/2017	1	3360.2	2017	12
12/19/2017	2	3306.1	2017	12
12/19/2017	3	3244.4	2017	12
12/19/2017	4	3279	2017	12
12/19/2017	5	3449.5	2017	12
12/19/2017	6	3824.05	2017	12
12/19/2017	7	4091.45	2017	12
12/19/2017	8	4200.7	2017	12
12/19/2017	9	4145.1	2017	12
12/19/2017	10	4066.8	2017	12
12/19/2017	11	3890.5	2017	12
12/19/2017	12	3842	2017	12
12/19/2017	13	3837.2	2017	12
12/19/2017	14	3751.1	2017	12
12/19/2017	15	3789.4	2017	12
12/19/2017	16	3755.85	2017	12
12/19/2017	17	3911.45	2017	12
12/19/2017	18	3985.95	2017	12
12/19/2017	19	3987.9	2017	12
12/19/2017	20	3938.35	2017	12
12/19/2017	21	3850	2017	12
12/19/2017	22	3617.8	2017	12
12/19/2017	23	3467.35	2017	12
12/20/2017	0	3330.25	2017	12
12/20/2017	1	3198.71	2017	12
12/20/2017	2	3135	2017	12
12/20/2017	3	3134.65	2017	12
12/20/2017	4	3241.3	2017	12
12/20/2017	5	3417.75	2017	12
12/20/2017	6	3686.35	2017	12
12/20/2017	7	3997.25	2017	12
12/20/2017	8	4074.15	2017	12
12/20/2017	9	4127.65	2017	12
12/20/2017	10	4102.5	2017	12
12/20/2017	11	4053.5	2017	12
12/20/2017	12	4022.6	2017	12
12/20/2017	13	3880.15	2017	12
12/20/2017	14	3849.8	2017	12
12/20/2017	15	3816.95	2017	12
12/20/2017	16	3840.1	2017	12
12/20/2017	17	4018.2	2017	12
12/20/2017	18	4153.5	2017	12
12/20/2017	19	4182.3	2017	12
12/20/2017	20	4205.3	2017	12
12/20/2017	21	4167.8	2017	12

Day	Hr	Total	Year	Month
12/20/2017	22	4034.219	2017	12
12/20/2017	23	3811.85	2017	12
12/21/2017	0	3702.15	2017	12
12/21/2017	1	3636.65	2017	12
12/21/2017	2	3643	2017	12
12/21/2017	3	3602.75	2017	12
12/21/2017	4	3663.65	2017	12
12/21/2017	5	3881.112	2017	12
12/21/2017	6	4148.2	2017	12
12/21/2017	7	4418.15	2017	12
12/21/2017	8	4425.672	2017	12
12/21/2017	9	4338.2	2017	12
12/21/2017	10	4265.1	2017	12
12/21/2017	11	4072.9	2017	12
12/21/2017	12	3911.2	2017	12
12/21/2017	13	3858.7	2017	12
12/21/2017	14	3837.2	2017	12
12/21/2017	15	3764.2	2017	12
12/21/2017	16	3726.15	2017	12
12/21/2017	17	3873.25	2017	12
12/21/2017	18	3966.25	2017	12
12/21/2017	19	3937.85	2017	12
12/21/2017	20	3893.9	2017	12
12/21/2017	21	3800.1	2017	12
12/21/2017	22	3629.3	2017	12
12/21/2017	23	3399.3	2017	12
12/22/2017	0	3223.4	2017	12
12/22/2017	1	3096.75	2017	12
12/22/2017	2	3003.963	2017	12
12/22/2017	3	2927.95	2017	12
12/22/2017	4	2949.25	2017	12
12/22/2017	5	3082.05	2017	12
12/22/2017	6	3355.4	2017	12
12/22/2017	7	3565.95	2017	12
12/22/2017	8	3643	2017	12
12/22/2017	9	3705.5	2017	12
12/22/2017	10	3707.7	2017	12
12/22/2017	11	3751.7	2017	12
12/22/2017	12	3721.6	2017	12
12/22/2017	13	3617.2	2017	12
12/22/2017	14	3588	2017	12
12/22/2017	15	3594.5	2017	12
12/22/2017	16	3657.5	2017	12
12/22/2017	17	3761.95	2017	12
12/22/2017	18	3755.35	2017	12
12/22/2017	19	3684.1	2017	12
12/22/2017	20	3608.3	2017	12
12/22/2017	21	3547	2017	12
12/22/2017	22	3337.4	2017	12
12/22/2017	23	3157.05	2017	12
12/23/2017	0	3005.65	2017	12
12/23/2017	1	2872.55	2017	12
12/23/2017	2	2778.8	2017	12
12/23/2017	3	2773.55	2017	12
12/23/2017	4	2769.584	2017	12
12/23/2017	5	2809.75	2017	12
12/23/2017	6	2877.55	2017	12
12/23/2017	7	3029.2	2017	12
12/23/2017	8	3175.9	2017	12
12/23/2017	9	3345.4	2017	12
12/23/2017	10	3429.1	2017	12
12/23/2017	11	3549.1	2017	12
12/23/2017	12	3547	2017	12
12/23/2017	13	3516.2	2017	12

Day	Hr	Total	Year	Month
12/23/2017	14	3487.95	2017	12
12/23/2017	15	3563.35	2017	12
12/23/2017	16	3588.65	2017	12
12/23/2017	17	3729.45	2017	12
12/23/2017	18	3836.7	2017	12
12/23/2017	19	3787.8	2017	12
12/23/2017	20	3806.8	2017	12
12/23/2017	21	3747.3	2017	12
12/23/2017	22	3635.9	2017	12
12/23/2017	23	3514.5	2017	12
12/24/2017	0	3392.6	2017	12
12/24/2017	1	3277.5	2017	12
12/24/2017	2	3267.4	2017	12
12/24/2017	3	3199	2017	12
12/24/2017	4	3184.8	2017	12
12/24/2017	5	3247.65	2017	12
12/24/2017	6	3299.05	2017	12
12/24/2017	7	3461.6	2017	12
12/24/2017	8	3599.75	2017	12
12/24/2017	9	3755.05	2017	12
12/24/2017	10	3737.5	2017	12
12/24/2017	11	3724.4	2017	12
12/24/2017	12	3658	2017	12
12/24/2017	13	3597.25	2017	12
12/24/2017	14	3593.15	2017	12
12/24/2017	15	3568.2	2017	12
12/24/2017	16	3645.2	2017	12
12/24/2017	17	3779	2017	12
12/24/2017	18	3903.1	2017	12
12/24/2017	19	3928.3	2017	12
12/24/2017	20	3973.2	2017	12
12/24/2017	21	3992.1	2017	12
12/24/2017	22	4028.2	2017	12
12/24/2017	23	4019.55	2017	12
12/25/2017	0	3954.55	2017	12
12/25/2017	1	3917.2	2017	12
12/25/2017	2	3923.5	2017	12
12/25/2017	3	3893.9	2017	12
12/25/2017	4	3937.7	2017	12
12/25/2017	5	3982.4	2017	12
12/25/2017	6	4045.8	2017	12
12/25/2017	7	4143.4	2017	12
12/25/2017	8	4199.2	2017	12
12/25/2017	9	4191.9	2017	12
12/25/2017	10	4128	2017	12
12/25/2017	11	4001.4	2017	12
12/25/2017	12	3947.4	2017	12
12/25/2017	13	3886.55	2017	12
12/25/2017	14	3740.55	2017	12
12/25/2017	15	3795.7	2017	12
12/25/2017	16	3845.8	2017	12
12/25/2017	17	4026.75	2017	12
12/25/2017	18	4155.25	2017	12
12/25/2017	19	4174.8	2017	12
12/25/2017	20	4149.7	2017	12
12/25/2017	21	4139.9	2017	12
12/25/2017	22	4045.85	2017	12
12/25/2017	23	3930.45	2017	12
12/26/2017	0	3811.95	2017	12
12/26/2017	1	3760.8	2017	12
12/26/2017	2	3744.65	2017	12
12/26/2017	3	3721.05	2017	12
12/26/2017	4	3746	2017	12
12/26/2017	5	3837.95	2017	12

Day	Hr	Total	Year	Month
12/26/2017	6	4045.65	2017	12
12/26/2017	7	4239.55	2017	12
12/26/2017	8	4326.9	2017	12
12/26/2017	9	4395	2017	12
12/26/2017	10	4441.3	2017	12
12/26/2017	11	4402	2017	12
12/26/2017	12	4300	2017	12
12/26/2017	13	4206.15	2017	12
12/26/2017	14	4113.5	2017	12
12/26/2017	15	4039	2017	12
12/26/2017	16	4145.15	2017	12
12/26/2017	17	4375.7	2017	12
12/26/2017	18	4528.1	2017	12
12/26/2017	19	4534.6	2017	12
12/26/2017	20	4516.037	2017	12
12/26/2017	21	4448.5	2017	12
12/26/2017	22	4352.4	2017	12
12/26/2017	23	4269.8	2017	12
12/27/2017	0	4154.3	2017	12
12/27/2017	1	4188.4	2017	12
12/27/2017	2	4212.4	2017	12
12/27/2017	3	4327.2	2017	12
12/27/2017	4	4427.4	2017	12
12/27/2017	5	4655	2017	12
12/27/2017	6	4955	2017	12
12/27/2017	7	5183	2017	12
12/27/2017	8	5250.2	2017	12
12/27/2017	9	5251.6	2017	12
12/27/2017	10	5189.2	2017	12
12/27/2017	11	5090.3	2017	12
12/27/2017	12	4945.55	2017	12
12/27/2017	13	4841.45	2017	12
12/27/2017	14	4764.4	2017	12
12/27/2017	15	4725.45	2017	12
12/27/2017	16	4709.15	2017	12
12/27/2017	17	5050.05	2017	12
12/27/2017	18	5286.2	2017	12
12/27/2017	19	5333.8	2017	12
12/27/2017	20	5289.15	2017	12
12/27/2017	21	5280.85	2017	12
12/27/2017	22	5175	2017	12
12/27/2017	23	5097.25	2017	12
12/28/2017	0	5009.4	2017	12
12/28/2017	1	4916.1	2017	12
12/28/2017	2	5000.6	2017	12
12/28/2017	3	4963.2	2017	12
12/28/2017	4	4968.318	2017	12
12/28/2017	5	5138.05	2017	12
12/28/2017	6	5317.25	2017	12
12/28/2017	7	5573.75	2017	12
12/28/2017	8	5611.95	2017	12
12/28/2017	9	5599.6	2017	12
12/28/2017	10	5424.5	2017	12
12/28/2017	11	5312.8	2017	12
12/28/2017	12	5129.3	2017	12
12/28/2017	13	4954.9	2017	12
12/28/2017	14	4764.1	2017	12
12/28/2017	15	4580.35	2017	12
12/28/2017	16	4586.65	2017	12
12/28/2017	17	4850.6	2017	12
12/28/2017	18	5115.3	2017	12
12/28/2017	19	5096.6	2017	12
12/28/2017	20	5034.1	2017	12
12/28/2017	21	5074.9	2017	12

Day	Hr	Total	Year	Month
12/28/2017	22	4909.4	2017	12
12/28/2017	23	4750.7	2017	12
12/29/2017	0	4635.55	2017	12
12/29/2017	1	4517.15	2017	12
12/29/2017	2	4465.7	2017	12
12/29/2017	3	4402.8	2017	12
12/29/2017	4	4421.9	2017	12
12/29/2017	5	4503.9	2017	12
12/29/2017	6	4619.1	2017	12
12/29/2017	7	4828.5	2017	12
12/29/2017	8	4949.7	2017	12
12/29/2017	9	4933.5	2017	12
12/29/2017	10	4829.75	2017	12
12/29/2017	11	4558.072	2017	12
12/29/2017	12	4389.7	2017	12
12/29/2017	13	4370.2	2017	12
12/29/2017	14	4288.3	2017	12
12/29/2017	15	4327.2	2017	12
12/29/2017	16	4350.7	2017	12
12/29/2017	17	4499.2	2017	12
12/29/2017	18	4535.8	2017	12
12/29/2017	19	4515.7	2017	12
12/29/2017	20	4520	2017	12
12/29/2017	21	4488.65	2017	12
12/29/2017	22	4311.45	2017	12
12/29/2017	23	4203.3	2017	12
12/30/2017	0	4015.05	2017	12
12/30/2017	1	3963.45	2017	12
12/30/2017	2	3956.1	2017	12
12/30/2017	3	3831.5	2017	12
12/30/2017	4	3914.7	2017	12
12/30/2017	5	3914.8	2017	12
12/30/2017	6	3955.7	2017	12
12/30/2017	7	4156.8	2017	12
12/30/2017	8	4204.3	2017	12
12/30/2017	9	4385.5	2017	12
12/30/2017	10	4533	2017	12
12/30/2017	11	4542.1	2017	12
12/30/2017	12	4587.65	2017	12
12/30/2017	13	4509.85	2017	12
12/30/2017	14	4483	2017	12
12/30/2017	15	4532.4	2017	12
12/30/2017	16	4584.322	2017	12
12/30/2017	17	4724.9	2017	12
12/30/2017	18	4937.25	2017	12
12/30/2017	19	4902.835	2017	12
12/30/2017	20	4920.5	2017	12
12/30/2017	21	4964.3	2017	12
12/30/2017	22	4948.1	2017	12
12/30/2017	23	4847.5	2017	12
12/31/2017	0	4859.8	2017	12
12/31/2017	1	4839.3	2017	12
12/31/2017	2	4803.5	2017	12
12/31/2017	3	4808.4	2017	12
12/31/2017	4	4891.45	2017	12
12/31/2017	5	5045.45	2017	12
12/31/2017	6	5097.9	2017	12
12/31/2017	7	5238.2	2017	12
12/31/2017	8	5337.7	2017	12
12/31/2017	9	5253.7	2017	12
12/31/2017	10	5141.35	2017	12
12/31/2017	11	5008.15	2017	12
12/31/2017	12	4911.9	2017	12
12/31/2017	13	4803.1	2017	12

Day	Hr	Total	Year	Month
12/31/2017	14	4800.5	2017	12
12/31/2017	15	4676.8	2017	12
12/31/2017	16	4806.919	2017	12
12/31/2017	17	5077.25	2017	12
12/31/2017	18	5329.95	2017	12
12/31/2017	19	5317.8	2017	12
12/31/2017	20	5236.85	2017	12
12/31/2017	21	5204.45	2017	12
12/31/2017	22	5134	2017	12
12/31/2017	23	5120.3	2017	12

RTO Membership Analysis

1 Executive Summary

A cross-functional team was assembled to conduct a high level analysis of the estimated costs and benefits of LG&E-KU (“LKE” or “the Companies”) regional transmission organization (RTO) membership, specifically for Midwest Independent Transmission System Operator (MISO) and PJM Interconnection (PJM). The analysis of joining MISO and PJM covered a ten year study period from 2013 through 2022. The analysis was modeled after a similar study, EKPC RTO Membership Assessment¹, performed by Charles River Associates (CRA) for East Kentucky Power Corporation in their consideration of joining PJM.

- **RTO membership is unfavorable.** LKE’s RTO Membership Analysis shows an unfavorable ten-year present value for RTO membership ranging from (\$103) M for PJM to (\$216) M for MISO.
- **Key driver is “backbone” transmission costs.** Allocation of large transmission expansion projects costs across RTO members is the primary cost driver of RTO membership.

2 Methodology

LKE Transmission Strategy and Planning assembled a cross-functional team for the RTO Membership Analysis.² The team was comprised of representatives from Transmission Policy & Tariffs, Federal Regulation & Policy, Regulated Trading and Dispatch, and Economic Analysis. The CRA EKPC RTO Membership Assessment was used as a general guideline for this analysis.

- The methodology for the LKE analysis was consistent with the methodology and testimony from the 2006 MISO exit proceedings.
- The methodology took into consideration changes to the tariff structures and business practices of the RTOs since the exit proceedings.

The intent of the analysis was to incorporate updated data and information to assess the costs and benefits of RTO membership at a high level, as opposed to an exhaustive

¹March 2012 http://psc.ky.gov/pscscf/2012%20cases/2012-00169/20120503_ekpc_application_volume%201.pdf, Exhibit RLL-2

² The Compliance Department was apprised of all meetings to ensure maintenance of Standards of Conduct between Transmission function and Trading function employees.

analysis. These results were viewed as a threshold to determine if further in-depth study is warranted.

3 Key Assumptions

This analysis was conducted for a ten year horizon, 2013 through 2022, a period identical to the CRA study conducted for EKPC. The following key simplifying assumptions were incorporated into the analysis:

- LKE would continue to maintain its own capacity to meet a target planning reserve margin established consistently with current processes.
- No changes in locational marginal prices (LMP) due to planned RTO transmission expansions
- No impact from Firm Transmission Rights/Auction Revenue Rights (FTR/ARR) and congestion cost
- No impact from allocation of over collection of marginal losses³
- No impact from uplifts or make whole payments other than those identified
- No impact from potential transmission cost sharing within alternative, non-RTO Order 1000 regional planning region

4 Cost / Benefit Components

4.1 Allocation of “Backbone” Transmission Expansion Costs

The key driver of the outcome of this analysis was the allocation of “backbone” transmission expansion costs.

- For PJM, transmission expansion costs of \$176 million (present value) represent more than half of the estimated absolute cost of RTO membership (excluding the benefits).
- For MISO these costs are \$241 million (present value), approximately 60% of the estimated absolute cost of membership (excluding the benefits).

4.1.1 MISO Multi-Value Projects

Under current MISO policy, the cost of new transmission projects that address energy policy and/or provide widespread benefits across the footprint are considered “multi-value projects” (MVP). The cost of MVP are allocated 100% “postage stamp” to load,

³ MISO collects incremental value of financial losses through the locational marginal price (LMP), which can result in over-collection. MISO has a process to allocate any over-collection back to the load serving entities.

i.e., all load pays the same rate for MVP irrespective of where located in the footprint, and are recovered under Schedule 26A of the MISO Tariff. LKE's share of the \$5.4 billion in MVP projects currently identified in the Midwest ISO Transmission Expansion Planning (MTEP) process is based on the "indicative annual charges for approved MVP" published on the MISO website⁴, applied to LKE loads projected per the 2013 Business Plan. As a new member, LKE would most likely be subject to the full cost allocation for expansion without any phase-in period.⁵

4.1.2 PJM Regional Transmission Expansion Planning

Under current PJM policy, the cost of new "backbone" high voltage transmission projects approved under its annual Regional Transmission Expansion Planning (RTEP) process is allocated on a uniform basis to all PJM loads based on the non-coincident annual peak of each PJM transmission zone. These charges are recovered under Schedule 12 of the PJM tariff. "Backbone" facilities comprise "Regional Facilities" that operate above 500 kV and "necessary lower voltage facilities" that operate below 500 kV that must be constructed or strengthened to support new Regional Facilities.⁶ As a new member, LKE would most likely be subject to the full cost allocation for expansion without any phase-in period. The allocation to LKE for projects documented in the RTEP within this analysis period has been estimated using PJM's allocation methodology and is a key cost driver for the PJM case.

4.2 Modeled Components

Two components of the analysis, Operating Reserve and Trade Benefits, were estimated by Generation Planning (GP) using the Companies' planning models. Because the models were already developed for other planning purposes, only minimal changes were required to use the models to estimate these components.

4.2.1 Operating Reserve

The reduced operating reserve capacity benefits of joining MISO or PJM were estimated by reducing the Companies' "spinning reserve" requirement from 230 MW to 100 MW, for a present value benefit of \$14 M. GP revised the operating reserve input in the Companies' reliability planning software, SERVIM, which resulted in a target system planning reserve margin (RM) of 15% (1% lower than the existing target RM of 16%).⁷

⁴ https://www.midwestiso.org/_layouts/MISO/ECM/Redirect.aspx?ID=135589

⁵ For discussion of the "unique circumstances" surrounding Entergy joining Midwest ISO that justify Energy's five year MVP exemption and eight year MVP cost phase-in, see 139 FERC ¶ 61,056 at ¶¶ 70,181,213.

⁶ CRA Study, p. 12.

⁷ With the existing 16% RM target, GP would choose to purchase temporary capacity through a PPA in years with an annual RM between 14% and 15% and would choose permanent capacity in a year with a RM below 14%. With

RTO Membership Analysis

GP used this new RM to evaluate the impact to the Companies' expansion plan using a spreadsheet model to calculate the expected RM and using Strategist software.

The table below shows the expected RMs with no new capacity after Cane Run 7 in 2015 and the corresponding capacity additions needed with the existing and new target RMs.

	RM w/o New Capacity	Existing Expansion Plan (16% RM Target)	New Expansion Plan (15% RM Target)
2016	14.7%	165 MW PPA	NA
2017	14.1%	165 MW PPA	NA
2018	12.5%	605 MW CCCT	605 MW CCCT

With the new 15% target RM, the 165 MW Power Purchase Agreements (PPAs) in 2016 and 2017 in the existing expansion plan could be avoided, resulting in an estimated cost savings of \$9.6 M each year. However, the absence of the PPAs results in higher expected system production costs of approximately \$0.2 M in both 2016 and 2017, as estimated by GP using PROSYM software.

4.2.2 Trade Benefits

The trade benefits of joining MISO or PJM were estimated by GP using PROSYM as lower native load production costs and higher off-system sales (OSS) margins that resulted from the following:

- Reducing the spinning reserve requirement from 230 MW to 100 MW
- Eliminating RTO expenses for OSS and purchases
- Eliminating 3rd party transmission expenses for purchases
- Eliminating LG&E-KU transmission expenses for OSS and purchases
- Eliminating \$2 "costless adder" for OSS and purchases

The eliminated LG&E-KU transmission and \$2 costless adder expenses were deducted from the total savings because they do not represent actual savings to the Companies. The PJM and MISO analyses used electricity price forecasts specific to each RTO.

- The resulting net trade benefits total between \$11 M and \$15 M annually over the study period for each RTO
- The present value of trade benefits is approximately \$90 M for both PJM and MISO.

the new 15% RM target, a PPA would be chosen for years with RMs between 13% and 14%; permanent capacity would be chosen below 13%.

4.3 Other Components

4.3.1 Administrative charges

Both MISO and PJM have various tariff schedules to recover the administration cost of operating the markets and providing services to their respective footprints. For MISO, these costs were estimated using \$/MWh cost projections contained in the MISO 2011 Budget presentation published on their website⁸. Administrative costs for PJM were estimated based upon the costs noted in the CRA study.

4.3.2 Transmission Revenue

Both MISO and PJM allocate third-party transmission revenues to the transmission owners in their respective footprints. MISO uses a formula based on allocation of plant in service and transmission flows to allocate transmission revenue. This allocation was assumed to be approximately \$1 M per year to LKE, loosely based upon prior experience in MISO. The projected allocation to LKE from PJM was estimated using the PJM transmission revenues shown in the CRA study, multiplied by LKE's estimated proportion of PJM's total transmission revenue requirement, which calculated to be approximately 2.7%.

4.3.3 Uplift Costs

Both MISO and PJM have various mechanisms for allocating uplift costs that result from operations of the markets and payments made to others that are not offset by revenues. Typically, for both RTOs, these costs are the result of committing units in real-time that were not committed in the day-ahead market. In MISO these costs are referred to as "revenue sufficiency guarantee" (RSG) costs and, in the PJM market, as "operating and balancing reserve cost". Both RTOs also have other sources of these "revenue insufficient" costs. For MISO, RSG cost was assumed to be a net zero for LKE, but a load ratio share of the historic Revenue Neutrality Uplift cost of \$100 million per year was assumed.⁹ For this analysis, the PJM allocation of these costs to LKE was assumed to be negligible, which is consistent with the CRA study.

4.3.4 FERC Charges

Under FERC regulations, the annual FERC charge is assessed to all RTO energy for load, and not just "wholesale" load as LKE is assessed outside of an RTO. For this analysis, the

⁸

<https://www.midwestiso.org/Library/Repository/Meeting%20Material/Stakeholder/BOD/BOD/2011/20111208/20111208%20BOD%20Item%2006%20%20VI.A%202012%20Budget%20Public%20Final.pdf>

⁹ Load ratio share roughly estimated based on LKE peak load of 7200 and total MISO peak load of ~107,000 or 6.6%

current FERC assessment charges were escalated for inflation and applied to LKE Energy for load as given in the 2013 Business Plan.

4.3.5 Net Zero Components

Two components, congestion cost/ARR/FTR and ancillary services market, have been identified that would be considered of net zero benefit. It is expected that the value of the ARR/FTR may equal or exceed the congestion costs; however, the net cost or benefit will not be known with certainty until such rights are issued. A company may choose to self-supply ancillary services and be no worse off than before joining an RTO. While there could be some potential benefit in the RTO market, there is no means to estimate the value of such benefit.¹⁰

4.3.6 Eliminated Administration Charges

Membership in either PJM or MISO would result in a re-alignment of internal cost for the provision of certain services. For the purposes of this analysis, it was assumed that LKE would no longer need the current Independent Transmission Operator (ITO) or Reliability Coordinator (RC) services provided by TranServ and TVA, respectively. There also likely would be a reduction in cost in the balancing authority services provided by internal staffing. This reduction would be offset to some degree by increases in internal staffing to manage the day to day operations in the RTO, as well as for back office settlement of the RTO statements and invoices on a daily basis.

4.3.7 De-Pancaking

LKE currently pays “depancaking” cost to certain entities as a result of the 2006 MISO exit.¹¹ It is assumed that all of these payments would cease if LKE were to join either PJM or MISO.

¹⁰ See Charles River Associates [EKPC RTO Membership Assessment](#) (March 2012)

¹¹ LKE pays costs for certain entities to keep them from having to pay more for transmission now than when the Companies were in MISO, known as depancaking costs.

RTO Membership Analysis

5 MISO Summary

													Present Value Rate 6.75%
Cost		2013	2014	2015	2016	2017	2018	2019	2020	2021	2022		NPV
MISO Admin Cost (\$M)		-11.3	-11.0	-11.0	-11.4	-11.8	-12.2	-12.6	-13.1	-13.5	-14.1		-85.4
MISO MVP XM Expansion Cost (\$M)		-5.9	-12.1	-20.7	-33.0	-37.9	-43.6	-51.1	-56.8	-55.9	-55.3		-241.3
LKE Internal Staffing/Equipment Cost (\$M)		-0.5	-0.5	-0.5	-0.5	-0.6	-0.6	-0.6	-0.6	-0.6	-0.6		-3.9
MISO Congestion Cost/ARR/FTR (\$M)		0.0	0.0	0.0	0.0	0.0	0.0	0.0	0.0	0.0	0.0		0.0
MISO Misc. Uplift Cost (\$M) - Revenue Neutrality Uplift		-6.6	-6.6	-6.6	-6.6	-6.6	-6.6	-6.6	-6.6	-6.6	-6.6		-46.9
MISO Ancillary Services Market (\$M)		0.0	0.0	0.0	0.0	0.0	0.0	0.0	0.0	0.0	0.0		0.0
MISO FERC Fees (Incremental of Present) (\$M)		-1.5	-1.6	-1.6	-1.7	-1.8	-1.9	-2.0	-2.1	-2.2	-2.3		-13.0
LKE Lost XM Revenue from 3rd Parties		-3.0	-3.1	-3.2	-3.2	-3.3	-3.4	-3.5	-3.6	-3.7	-3.7		-23.6
Sum of Cost		-28.8	-34.8	-43.6	-56.6	-62.0	-68.3	-76.3	-82.7	-82.6	-82.7		-414.0
Benefits		2013	2014	2015	2016	2017	2018	2019	2020	2021	2022		NPV
MISO XM Revenue Allocation (\$M)		1.0	1.0	1.0	1.0	1.0	1.0	1.0	1.0	1.0	1.0		7.1
MISO Trade Benefits (Production Costs) (\$M)		11.1	12.3	12.3	11.6	12.1	12.4	13.2	12.7	14.9	15.6		89.7
MISO Operating Reserve Margin Capacity Benefits (\$M)		0.0	0.0	0.0	9.4	9.3	0.0	0.0	0.0	0.0	0.0		13.9
LKE Elimination of TVA RC Cost (\$M)		2	2.1	2.1	2.2	2.2	2.3	2.3	2.4	2.4	2.5		15.7
LKE Elimination of ITO Cost (\$M)		3.0	3.1	3.2	3.2	3.3	3.4	3.5	3.6	3.7	3.7		23.6
LKE Elimination of De-Pancaking (\$M)		6.8	7.1	6.2	6.1	6.2	6.4	6.5	6.7	6.9	7.1		46.8
LKE Elimination of TEE Group Admin Charge (\$M)		0.1	0.1	0.1	0.1	0.1	0.1	0.1	0.1	0.1	0.1		0.7
Sum of Benefits		24.0	25.6	24.8	33.6	34.3	25.6	26.6	26.5	29.0	30.0		197.5
Net of Cost + Benefits		-4.8	-9.2	-18.8	-23.0	-27.7	-42.7	-49.7	-56.2	-53.6	-52.7		-216.5

RTO Membership Analysis

6 PJM Summary

Present Value Rate
6.75%

Cost	2013	2014	2015	2016	2017	2018	2019	2020	2021	2022	NPV
PJM Admin Cost (\$M)	-11.4	-11.4	-11.6	-12.0	-12.4	-12.8	-13.2	-13.8	-14.2	-14.8	-89.3
PJM Backbone XM Expansion Cost (\$M)	0.0	-12.6	-27.0	-27.0	-27.0	-27.0	-27.0	-40.4	-40.4	-40.4	-176.3
LKE Internal Staffing/Equipment Cost (\$M)	-0.5	-0.5	-0.5	-0.5	-0.6	-0.6	-0.6	-0.6	-0.6	-0.6	-3.9
PJM Congestion Cost/ARR/FTR (\$M)	0.0	0.0	0.0	0.0	0.0	0.0	0.0	0.0	0.0	0.0	0.0
PJM Misc. Uplift Cost (\$M)	0.0	0.0	0.0	0.0	0.0	0.0	0.0	0.0	0.0	0.0	0.0
PJM Ancillary Services Market (\$M)	0.0	0.0	0.0	0.0	0.0	0.0	0.0	0.0	0.0	0.0	0.0
PJM FERC Fees (Incremental of Present) (\$M)	-1.5	-1.6	-1.6	-1.7	-1.8	-1.9	-2.0	-2.1	-2.2	-2.3	-13.0
LKE Lost XM Revenue from 3rd Parties	-3.0	-3.1	-3.2	-3.2	-3.3	-3.4	-3.5	-3.6	-3.7	-3.7	-23.6
Sum of Cost	-16.4	-29.1	-43.9	-44.5	-45.1	-45.7	-46.3	-60.4	-61.1	-61.9	-306.0

Benefits	2013	2014	2015	2016	2017	2018	2019	2020	2021	2022	NPV
PJM XM Revenue Allocation (\$M)	1.5	1.6	1.6	1.7	1.7	1.7	1.8	1.8	1.9	1.9	12.0
PJM Trade Benefits (Production Costs) (\$M)	12.6	12.9	11.7	10.9	11.3	12.2	13.0	14.2	14.6	15.2	90.2
PJM Reduced Operating Reserve Margin Capacity Benefits (\$M)	0.0	0.0	0.0	9.3	9.4	0.0	0.0	0.0	0.0	0.0	13.9
LKE Elimination of TVA RC Cost (\$M)	2	2.1	2.1	2.2	2.2	2.3	2.3	2.4	2.4	2.5	15.7
LKE Elimination of ITO Cost (\$M)	3.0	3.1	3.2	3.2	3.3	3.4	3.5	3.6	3.7	3.7	23.6
LKE Elimination of De-Pancaking (\$M)	6.8	7.1	6.2	6.1	6.2	6.4	6.5	6.7	6.9	7.1	46.8
LKE Elimination of TEE Group Admin Charge (\$M)	0.1	0.1	0.1	0.1	0.1	0.1	0.1	0.1	0.1	0.1	0.7
Sum of Benefits	26.0	26.8	24.9	33.4	34.2	26.1	27.2	28.8	29.5	30.5	203.0
Net of Cost + Benefits	9.6	-2.3	-19.0	-11.2	-10.9	-19.6	-19.0	-31.6	-31.6	-31.3	-103.0

7 Additional Considerations and Uncertainties

7.1 NERC Compliance Requirements

Since the companies own and operate certain facilities used in interstate commerce or that have the potential to impact the bulk electric system, the Companies are required to comply with Reliability Standards for planning and operating the bulk electric system, as developed by the North American Electric Reliability Corporation (NERC). Under current operations, LG&E/KU Transmission Owner (TO) are responsible for over 1,200 NERC compliance requirements falling under the Reliability Standards. It is estimated that slightly over 300 of these requirements would be performed by an RTO and no longer an internal function if the companies were to join and RTO. While this reduction is noted qualitatively, the study does not estimate a financial cost/benefit related to compliance.

7.2 Regulatory Environments – MISO, PJM

There has been considerable realignment of RTO memberships since 2006. Examples include the departure from MISO of First Energy and Duke-Ohio. Both entities are now PJM transmission owning members. MISO has retained and, with the joining of Entergy, BREC, and Dairyland Power, gained members who operate in non-contestable load areas, while PJM has solidified membership of transmission owners operating in states that have retail access and unbundled utilities.¹² Given this realignment between MISO and PJM membership, it is likely that more of Kentucky's regulatory paradigm and LKE's traditional regulated utility business model would be accommodated in MISO versus PJM. For example, the entities within MISO that had been advocating for capacity markets are simply not as politically strong as they once may have been. Moreover, membership in PJM would almost certainly pit LKE interests against those of the traditional PPL companies on matters of significance to all concerned.

7.3 Future RTO Market/Program Implementation

The costs/benefits of "markets" or "programs" that each RTO may implement in the future are uncertain and so cannot be reflected in this analysis.

8 Conclusion

The results of this threshold analysis reveal that a more in depth study of the cost and benefits of RTO membership is not warranted at this time. Further, the study results confirm the prudence of LKE continuing with the establishment the Southeast Order 1000 Planning Region.

¹² Ameren-Illinois's continued membership in MISO being a notable exception.

LOUISVILLE GAS AND ELECTRIC COMPANY

**Response to First Request for Information of the
Louisville/Jefferson County Metro Government
Dated November 13, 2018**

Case No. 2018-00295

Question No. 38

Responding Witness: Christopher M. Garrett

Q-38. Please provide a listing of all revenue LG&E/KU received from PJM and MISO (provided separately) by year for the years 2013-2017 by category including but not limited to transmission, energy sales and capacity sales.

A-38. See the schedule below for LG&E revenue received from PJM and MISO. The Company only has energy sales with PJM and MISO.

	2013	2014	2015	2016	2017	Total
MISO	\$2,262,812	\$6,043,861	\$2,910,733	\$1,881,128	\$2,633,635	\$15,732,169
PJM	\$7,204,088	\$12,744,343	\$8,263,763	\$3,311,688	\$4,144,776	\$35,668,658

LOUISVILLE GAS AND ELECTRIC COMPANY

**Response to First Request for Information of the
Louisville/Jefferson County Metro Government
Dated November 13, 2018**

Case No. 2018-00295

Question No. 39

Responding Witness: Lonnie E. Bellar

- Q-39. Please explain why and how energy and capacity payments would increase by being a member of PJM/MISO from the status quo.
- A-39. The 2018 RTO Membership Analysis showed potential benefits from participating in the RTOs' energy and capacity markets. Section 7.1 of the report discussed the potential net positive trade benefits from participating in the energy markets, which would occur by receiving market energy sales margins that are higher than the market energy purchase costs for retail and wholesale requirements customers. Section 7.2 discussed the potential net positive capacity auction benefits, which would occur if the market value of the Companies' generating capacity that clears the RTO capacity auction is positive when netted against the cost to purchase enough capacity to cover the Companies' capacity need as defined by the RTO.

LOUISVILLE GAS AND ELECTRIC COMPANY

**Response to First Request for Information of the
Louisville/Jefferson County Metro Government
Dated November 13, 2018**

Case No. 2018-00295

Question No. 40

Responding Witness: Lonnie E. Bellar

- Q-40. Did the 2012 RTO Membership Analysis include both FRR and RPM for PJM? If yes, please provide the results. If not, why not?
- A-40. No. The 2012 RTO Membership Analysis did not include potential cost or benefit from participating in PJM's capacity market (RPM). As noted in Section 3 of that analysis, it instead included an assumption that the Companies would continue to maintain their own capacity to meet a target planning reserve margin established consistently with planning processes at the time, which more reflected a FRR arrangement.

LOUISVILLE GAS AND ELECTRIC COMPANY

**Response to First Request for Information of the
Louisville/Jefferson County Metro Government
Dated November 13, 2018**

Case No. 2018-00295

Question No. 41

Responding Witness: Gregory J. Meiman

Q-41. Please refer to page 14 of the Commission's Order in 2016-00370 and page 17 in the Commission's Order in 2016-00371. Please provide all actions which the Companies took to reduce the "excessive costs" for contributions made to retirement funds.

A-41. In response to the Commission's Order in 2016-00370 and 2016-00371, the Company took the following actions:

- Negotiated union contracts to provide the Company flexibility to adjust union employees' retirement benefits to match those of the non-represented employees.
- The Company commissioned two independent studies to assess (1) the reasonableness of the benefit offerings and (2) the level of retirement benefits. Based upon those studies, the Company believes that the cost of providing retirement benefits is not excessive and should be a recoverable expense.

LOUISVILLE GAS AND ELECTRIC COMPANY

**Response to First Request for Information of the
Louisville/Jefferson County Metro Government
Dated November 13, 2018**

Case No. 2018-00295

Question No. 42

Responding Witness: Lonnie E. Bellar

Q-42. Please refer to the LG&E and KU Transmission System Improvement Plan Annual Report dated June 1, 2018 (TSIP).

- a. Were the projections for 2017 and 2018 modified annually from the projections in the original TSIP submitted with Paul Thompson's testimony in 2016-00370 and 2016-00371 or are they the original projections?
- b. If they were modified, why are the projections for 2018 once again significantly different from actuals when the actuals in 2017 significantly exceeded projections?

A-42.

- a. No, the combined company TSIP projections for 2017 and 2018, in the TSIP report dated June 1, 2018 were not modified from the TSIP submitted with Paul Thompson's testimony.
- b. While the projections were not modified, the Companies anticipate that spending on certain TSIP-related programs will continue to exceed the forecasts made when the TSIP was first created. These increases are primarily driven by the condition of assets, in particular wood structures, found to be defective and in need of replacement during inspections. Additional substation assets are also being replaced, based on their condition, to prevent reliability issues.

LOUISVILLE GAS AND ELECTRIC COMPANY

**Response to First Request for Information of the
Louisville/Jefferson County Metro Government
Dated November 13, 2018**

Case No. 2018-00295

Question No. 43

Responding Witness: Lonnie E. Bellar / Robert M. Conroy

Q-43. Please refer to Mr. Blake's testimony at his answer to the question beginning on line 19 of page 10.

- a. Explain what costs will be added for LG&E under its Merger Mitigation Depancaking transmission rate mechanism.
- b. On line 23 of page 10, Mr. Blake indicates that there will be added costs for only KU, but on lines 1-2 on page 11, he mentions added revenue requested by both KU and LG&E as a result of the MMD mechanism. Reconcile and explain this discrepancy.
- c. Confirm that, if KU and LG&E receive FERC approval to eliminate the MMD charges, the Companies should not recover additional revenue for these costs that the Companies will not have.
- d. Identify the total amount of costs related to the MMD mechanism that KU and LG&E has included to recover from customers in this case.
- e. Identify the FERC Docket Number for the matter that has been established to review KU and LG&E's request to eliminate the MMD mechanism.
- f. State the approximate date on which KU and LG&E anticipate FERC will render a decision on the above-referenced matter.

A-43.

- a. See the response to KPSC 2-54(b).
- b. The omission of LG&E on line 23 of page 10 was inadvertent; the MMD mechanism arises out of a joint LG&E and KU rate schedule under the FERC Open Access Transmission Tariff. The projections set forth in lines 1-2 of page 11, indicating costs for both LG&E and KU, are correct.
- c. See the response to AG 1-9(e).

- d. The costs related to the MMD mechanism included for recovery in this case are \$15.1 million from KU customers and \$9.0 million from LG&E customers.
- e. FERC Docket Nos. EC98-2-001 and ER18-2162-000.
- f. Under Section 203 of the Federal Power Act, FERC is required to issue an order within 180 days of a Section 203 filing (in this case January 30, 2019), but FERC is also permitted to issue a tolling order seeking an additional 180 days of time to consider the filing. In its order FERC could accept or reject LG&E and KU's request to eliminate the MMD mechanism, or FERC could order the parties to be sent to hearing and settlement procedures, which could delay a final disposition of the matter for an unspecified amount of time.

LOUISVILLE GAS AND ELECTRIC COMPANY

**Response to First Request for Information of the
Louisville/Jefferson County Metro Government
Dated November 13, 2018**

Case No. 2018-00295

Question No. 44

Responding Witness: Daniel K. Arbough

- Q-44. Please refer to Mr. Bellar's testimony at his answer to the question beginning on line 19 of page 22. With respect to the expenses identified in the chart,
- a. identify what expenses have already been spent by LG&E;
 - b. identify what expenses have not yet been incurred by LG&E; and
 - c. of the expenses that have not been incurred, identify which (if any) expenses LG&E is contractually bound to pay.

A-44.

- a. Expenses spent:

	LG&E (\$ Millions)
Outage Related Investments	\$19
Demolition of the Retired Coal Plant at Cane Run	\$16
Mill Creek Gypsum Dewatering Facility	\$40
Ohio Falls Rehabilitation & Unit 7 Rewind	\$7
All Other	\$16
Total	\$98

b. Expenses not yet incurred:

	LG&E (\$ Millions)
Outage Related Investments	\$58
Demolition of the Retired Coal Plant at Cane Run	\$16
Mill Creek Gypsum Dewatering Facility	\$6
Ohio Falls Rehabilitation & Unit 7 Rewind	\$3
All Other	\$27
Total	\$110

c. LG&E is contractually bound to pay \$9 million on outage related investments and \$2 million on the Mill Creek Gypsum Dewatering Facility.

LOUISVILLE GAS AND ELECTRIC COMPANY

**Response to First Request for Information of the
Louisville/Jefferson County Metro Government
Dated November 13, 2018**

Case No. 2018-00295

Question No. 45

Responding Witness: Daniel K. Arbough

Q-45. Please refer to the Integrated Resource Plan filed with the Commission in Case No. 2018-00348. Will the planned retirements of Brown 1, Brown 2, and Zorn 1 result in any reduction of the companies' O & M expenses?

- a. If not, why not?
- b. If so, are they accounted for in reduced expenses in the current rate case? If so, please state how much and where the reductions are located.

A-45.

- a. Brown Unit 1 and Brown Unit 2 are not owned by Louisville Gas and Electric Company. There are limited O&M savings associated with plans to retire the Zorn 1. Zorn does not have dedicated resources, and runtime is minimal (15 net MWHs in 2017). Both the test year ending 6/30/2018 and 4/30/2020 include O&M expenses of approximately \$5,000.
- b. See the response to part a.

LOUISVILLE GAS AND ELECTRIC COMPANY

**Response to First Request for Information of the
Louisville/Jefferson County Metro Government
Dated November 13, 2018**

Case No. 2018-00295

Question No. 46

Responding Witness: Robert M. Conroy

Q-46. Please refer to the testimony of Paul W. Thompson. Please provide a copy of PPL's "Climate Assessment" report described on page 10, lines 13-17.

A-46. The requested report is contained on the PPL Corporate website and can be downloaded at:

<https://www.pplweb.com/wp-content/uploads/2017/12/Climate-Assessment-Report.pdf>

LOUISVILLE GAS AND ELECTRIC COMPANY

**Response to First Request for Information of the
Louisville/Jefferson County Metro Government
Dated November 13, 2018**

Case No. 2018-00295

Question No. 47

Responding Witness: Elizabeth J. McFarland

Q-47. Please refer to the testimony of David Sinclair at line 10, page 9 and the EV Charging Program – 2017 Report filed for Case No. 2015-00355 on March 29, 2018.

- a. Please state why only 74 drivers have used the KU/LG&E charging stations when there are estimated to be more than 1,500 EV's in the KU/LG&E service territory.
- b. Why have only 5 of 10 authorized LG&E charging stations and 3 of 10 authorized KU charging stations been constructed and are operational?
- c. Please refer to page 1 of the EV Charging Report where it states, "usage is expected to continue trending upward as customer awareness increases" Please describe the efforts the companies employ to increase usage by existing EV owners. Does KU/LG&E have any programs/messaging specifically to EV owners in the state?
- d. Please provide updated numbers for the information found on page 1 of the EV Charging Report for 2018 through the month of October.

A-47.

- a. Stations installed by the Companies compete with public charging stations deployed by private businesses and non-profit advocacy groups that offer free or less expensive charging. Additionally, the Companies' current charging rate exceeds the equivalent price of a gallon of gas, which affects the charging stations' competitiveness for owners of plug-in hybrid electric vehicles. Based on feedback provided by users of our stations, we are proposing to lower the cost to charge at our stations equal to (or less than) a gallon of gas to deliver a more attractive offering.
- b. Since the Companies' most recent annual report, we have completed 3 more installations – two in LG&E territory and one in KU territory (Case No. 2015-

00355 LGE and KU Submit 2017 Electric Vehicle Charging Program Annual Report filed on 3/29/2018). The Companies have committed to only install stations in public locations. These public locations require vetting and approvals with local governments and parking authorities for each site. Site selection is important to customers using level 2 charging stations. The Companies take careful consideration in choosing sites that offer customers access to shopping, exercise, and/or dining and the selected sites are also shared with Evolve, LFUGC, Louisville Metro and others prior to installation. Investigation and planning has already begun for the remaining station locations.

- c. Yes. A webpage specifically designed for current and prospective EV drivers can be found on our corporate webpage. The Companies partner with EV organizations such as Evolve to sponsor Drive Electric Week and share information in newsletters to their members. All of the installed stations can be found via the website “Plug Share” - a commonly used website for EV drivers that locate and identify EV charging stations.
- d. An updated EV Charging Report for 2018 through the month of October has been attached.



EV Charging Program – 2018 (January – October)
Project Update
Case Number: 2015-00355



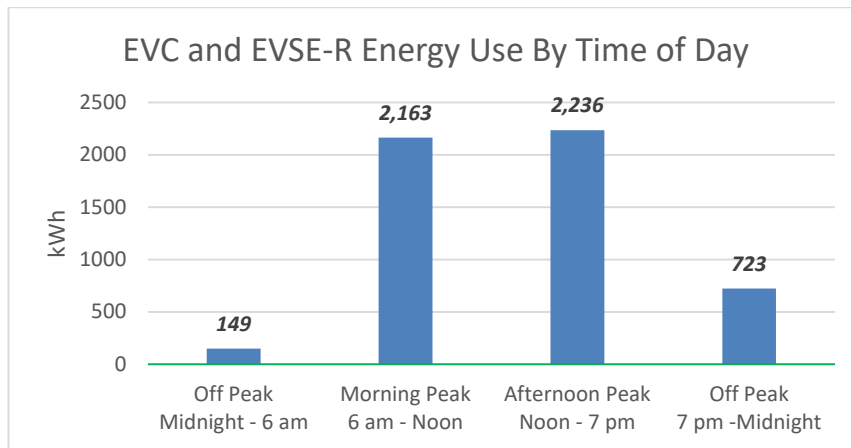
Program Metric Snapshot

Louisville Gas and Electric Company (“LG&E”) and Kentucky Utilities Company (“KU”) continued installation of electric vehicle (“EV”) chargers under its EV charging program in 2018. By the end of October 2018, thirteen charging stations were installed - seven public Electric Vehicle Charging (“EVC”) stations in LG&E territory, four public Electric Vehicle Charging (“EVC”) stations in KU territory, and two hosted Electric Vehicle Supply Equipment Rider (“EVSE-R”) stations in LG&E territory. The Companies continue to work with local governments and parking authorities to allow LG&E and KU to install stations in public parking lots and on public streets.

Below are 2017 EV charging program metrics.

<p>LG&E EVC Stations Deployed</p>  <p>7 of 10</p>	<p>Total # of EVC Charging Sessions</p> <p>396</p>	<p>Average EVC Charging Session Length</p> <p>2 hr 15 min</p>
<p>KU EVC Stations Deployed</p>  <p>4 of 10</p>	<p>Unique EVC Drivers</p> <p>123</p>	<p>EVC Utilization*</p> <p>8.5%</p>
<p>Total # of EVSE-R Charging Sessions</p> <p>239</p>	<p>Unique EVSE-R Drivers</p> <p>6</p>	<p>Average EVSE-R Charging Session Length</p> <p>4 hr 55 min</p>

*Utilization is calculated as a percentage of filed target usage of 4 hrs per day, 7 days per week.



LOUISVILLE GAS AND ELECTRIC COMPANY

**Response to First Request for Information of the
Louisville/Jefferson County Metro Government
Dated November 13, 2018**

Case No. 2018-00295

Question No. 48

Responding Witness: Lonnie E. Bellar

- Q-48. Please refer to Mr. Bellar's testimony at his answer to the question beginning on line 10 of page 55. The chart indicates that KU and LG&E will spend \$128,000,000 from January 2018 through October 2019 to connect new customers. Identify the amount of this total that will be paid for by new customers, developers, or other third-parties in the form of a fee for a service line extension or other form of Contribution in Aid of Construction.
- A-48. The \$128 million total for Connect New Customers is net of CIAC. The actual CIAC from January 2018 through June 2018 was \$2,862,000 and the budgeted amounts from July 2018 through October 2019 is \$2,755,000.

LOUISVILLE GAS AND ELECTRIC COMPANY

**Response to First Request for Information of the
Louisville/Jefferson County Metro Government
Dated November 13, 2018**

Case No. 2018-00295

Question No. 49

Responding Witness: William Steven Seelye

- Q-49. Please refer to Mr. Seelye's testimony at line 18 on page 2. Explain what emerging technologies would benefit from a daily Basic Service Charge, as opposed to one that identified as a monthly charge.
- A-49. Examples of emerging technologies are given on page 14, lines 14-16 of Mr. Seelye's direct testimony.

LOUISVILLE GAS AND ELECTRIC COMPANY

**Response to First Request for Information of the
Louisville/Jefferson County Metro Government
Dated November 13, 2018**

Case No. 2018-00295

Question No. 50

Responding Witness: William Steven Seelye

- Q-50. Please refer to Mr. Seelye's testimony at lines 18-20 on page 15. Explain what benefits customers, stakeholders, and employees will have with a two-part rate structure for the Energy Charge?
- A-50. As discussed in Mr. Seelye's testimony, separating the energy charge into a demand-related fixed cost component and energy-related variable cost component is for informational purposes only and will not affect customer billings. Separating the energy charge into these components will allow customers to gain an understanding of the level of variable costs included rates. Because variable costs are short-run avoidable costs, showing variable costs separately will allow customers to understand the impact that changes in their usage will have on the Company's costs.

LOUISVILLE GAS AND ELECTRIC COMPANY

**Response to First Request for Information of the
Louisville/Jefferson County Metro Government
Dated November 13, 2018**

Case No. 2018-00295

Question No. 51

Responding Witness: Robert M. Conroy

Q-51. On page 8 of Robert Conroy's testimony, Mr. Conroy says that he is aware of the impact of the rate increase on low and moderate income people. Does LG&E agree that the increase in the customer charge will have a disproportionate impact on lower income customers?

A-51. No.

LOUISVILLE GAS AND ELECTRIC COMPANY

**Response to First Request for Information of the
Louisville/Jefferson County Metro Government
Dated November 13, 2018**

Case No. 2018-00295

Question No. 52

Responding Witness: Elizabeth J. McFarland / William Steven Seelye

- Q-52. Please refer to Mr. Seelye's testimony beginning on page 66.
- a. Explain the procedure for how the Late Payment Credit will be applied to a customer's account. Include within your response a statement on whether a customer will be required to speak with the Company's customer service representatives, or whether the request for the Credit will be accepted through a customer account accessible on the Company's website.
 - b. Explain how the Companies calculated the reduction in revenue identified on lines 14-15.
 - c. Confirm that the reduction in revenue identified on lines 14-15 presumes that 100% of customers who would be eligible for the Late Payment Credit actually requested the Credit be applied.
 - d. Provide any documentation or study supporting the percentage of customers who would make a request for a Late Payment Credit to be applied.
- A-52.
- a. The Late Payment Credit will be manually applied to an eligible customer's account. Customers will be required to contact a customer service representative and request the late payment credit.
 - b. The Company identified each residential late payment charge for the 12 months ended December 31, 2017 and determined the amount for each such late payment charge for any residential customers who had only one late payment charge during the current and previous 11 months. The total reduction in revenue represented the sum of all such residential late payment charges for the 12-month period.
 - c. Confirmed.

- d. The Company is unable to conduct such a study until the waiver program is implemented.

LOUISVILLE GAS AND ELECTRIC COMPANY

**Response to First Request for Information of the
Louisville/Jefferson County Metro Government
Dated November 13, 2018**

Case No. 2018-00295

Question No. 53

Responding Witness: Elizabeth J. McFarland

Q-53. Under how many different types of customer rate codes does the Louisville Metro currently make payments to LG&E? For each type of class, please provide the following information:

- a. The type of customer rate code;
- b. The number of Louisville Metro accounts in each such rate code;
- c. The total amount paid by the Louisville Metro for each such rate code during the last 12 month period; and
- d. The total net projected impact for each such rate code under the proposed rate increase.

A-53. Louisville Metro makes payments on 62 different types of customer rate codes.

a-c. See attached.

- d. The Company has not performed the specific calculation for each of the Louisville Metro accounts. See Schedule M-2.3 at Tab 66 of the filing requirement for the proposed increase for each rate class.

Part A		Part B	Part C	
Account Class	Rate Code	Rate Description	Count of Contract Accounts*	Total 12 Months Ending October 2018
Commercial	000	Temporary Suspension - Commercial	1	\$ -
	203	RLS 203: OH MV Cobra Head 13000L Fixture	6	\$ 35,586
	204	RLS 204: OH MV Cobra Head 25000L Fixture	5	\$ 20,372
	208	RLS 208: UG MV Coach 8000L Decorative	4	\$ 31,970
	252	RLS 252: OH MV Cobra/Open Bottom 8000L	6	\$ 22,485
	266	RLS 266: UG HPS Cobra/Contemp 28500L	4	\$ 43,314
	274	RLS 274: UG HPS Coach/Acorn 9500L Deco	3	\$ 41,945
	275	RLS 275: UG HPS Cobra/Contemp 16000L	3	\$ 4,349
	276	RLS 276: UG HPS Coach/Acorn 5800L Deco	1	\$ 402
	277	RLS 277: UG HPS Coach/Acorn 16000L Deco	1	\$ 588
	314	RLS 314: UG MV Cobra Head 13000L Deco	5	\$ 35,418
	315	RLS 315: UG MV Cobra Head 25000L Deco	1	\$ 297
	318	RLS 318: UG MV Cobra Head 8000L Deco	2	\$ 3,648
	348	RLS 348: UG Inc Continental Jr 6000L Dec	2	\$ 1,350
	413	LS 413: UG HPS Colonial 4-Sided 9500L	5	\$ 6,952
	421	LS 421: UG HPS Contemporary 28500L Deco	1	\$ 859
	422	LS 422: UG HPS Contemporary 50000L Deco	1	\$ 497
	423	LS 423: UG HPS Cobra Head 16000L Deco	2	\$ 2,014
	424	LS 424: UG HPS Cobra Head 28500L Deco	5	\$ 48,817
	430	RLS 430: UG HPS Victorian 5800L Deco	1	\$ 1,277
	452	LS 452: OH HPS Cobra Head 16000L Fixture	6	\$ 25,653
	453	LS 453: OH HPS Cobra Head 28500L Fixture	6	\$ 110,293
	454	LS 454: OH HPS Cobra Head 50000L Fixture	6	\$ 10,866
	456	LS 456: OH HPS Directional 50000L Fix	3	\$ 2,164
	457	LS 457: OH HPS Open Bottom 9500L Fixture	2	\$ 305
	511	Residential Electric Service	1	\$ 894
	551	GS Single Phase - Commercial	46	\$ 61,931
	571	Lighting Energy (Metered)	1	\$ 235
	591	TODS - Commercial	1	\$ 304,496
	651	GS Three Phase - Commercial	3	\$ 15,677
	657	GS Three Phase, NMS - Commercial	1	\$ 8,874
	851	CGS: Firm Commercial Gas Service	9	\$ 53,872
Commercial Total			69	\$ 897,395
Public Authorities	000	Temporary Suspension - Commercial	1	\$ -
		Temporary Suspension - Unmetered Lights	5	\$ -
	201	RLS 201: OH MV Open Bottom 4000L Fixture	1	\$ 226
	203	RLS 203: OH MV Cobra Head 13000L Fixture	36	\$ 208,847
	204	RLS 204: OH MV Cobra Head 25000L Fixture	37	\$ 391,577
	206	RLS 206: UG MV Coach 4000L Decorative	1	\$ 1,838
	207	RLS 207: OH MV Directional 25000L Fix	16	\$ 10,387
	208	RLS 208: UG MV Coach 8000L Decorative	9	\$ 36,123
	209	RLS 209: OH MV Cobra Head 60000L Fixture	1	\$ 358
	210	RLS 210: OH MV Directional 60000L Fix	3	\$ 2,617
	252	RLS 252: OH MV Cobra/Open Bottom 8000L	48	\$ 153,067
	266	RLS 266: UG HPS Cobra/Contemp 28500L	25	\$ 482,002
	267	RLS 267: UG HPS Cobra/Contemp 50000L	25	\$ 203,979
	274	RLS 274: UG HPS Coach/Acorn 9500L Deco	25	\$ 109,083

*Note that totals do not sum and count unique contract accounts. A contract account can include multiple rate codes and rate code and/or account class can change over time.

Part A			Part B	Part C
Account Class	Rate Code	Rate Description	Count of Contract Accounts*	Total 12 Months Ending October 2018
	275	RLS 275: UG HPS Cobra/Contemp 16000L	10	\$ 23,084
	276	RLS 276: UG HPS Coach/Acorn 5800L Deco	3	\$ 8,238
	277	RLS 277: UG HPS Coach/Acorn 16000L Deco	8	\$ 73,209
	314	RLS 314: UG MV Cobra Head 13000L Deco	15	\$ 61,836
	315	RLS 315: UG MV Cobra Head 25000L Deco	8	\$ 122,484
	318	RLS 318: UG MV Cobra Head 8000L Deco	6	\$ 6,198
	348	RLS 348: UG Inc Continental Jr 6000L Dec	3	\$ 5,229
	349	RLS 349: UG Inc Continental Jr 1500L Dec	1	\$ 1,914
	413	LS 413: UG HPS Colonial 4-Sided 9500L	12	\$ 17,204
	416	LS 416: UG HPS Acorn 9500L Decorative	1	\$ 911
	420	LS 420: UG HPS Contemporary 16000L Deco	2	\$ 2,457
	421	LS 421: UG HPS Contemporary 28500L Deco	5	\$ 2,165
	422	LS 422: UG HPS Contemporary 50000L Deco	4	\$ 4,483
	423	LS 423: UG HPS Cobra Head 16000L Deco	7	\$ 3,383
	424	LS 424: UG HPS Cobra Head 28500L Deco	26	\$ 203,340
	425	LS 425: UG HPS Cobra Head 50000L Deco	3	\$ 3,819
	427	LS 427: UG HPS London 5800L Historic	1	\$ 1,019
	430	RLS 430: UG HPS Victorian 5800L Deco	1	\$ 3,830
	433	LS 433: UG HPS Victorian 9500L Historic	1	\$ 1,997
	445	LS 445: UG HPS Acorn 16000L Decorative	1	\$ 4,513
	451	GS Single Phase, Water Heating - Comm	3	\$ 826
	452	LS 452: OH HPS Cobra Head 16000L Fixture	36	\$ 615,988
	453	LS 453: OH HPS Cobra Head 28500L Fixture	61	\$ 1,605,013
	454	LS 454: OH HPS Cobra Head 50000L Fixture	63	\$ 454,061
	455	LS 455: OH HPS Directional 16000L Fix	8	\$ 1,412
	456	LS 456: OH HPS Directional 50000L Fix	72	\$ 76,287
	457	LS 457: OH HPS Open Bottom 9500L Fixture	17	\$ 18,362
	473	LS 473: OH MH Directional 32000L Fixture	1	\$ 492
	490	LS 490: OH LED Cobra Head 8179L Fixture	3	\$ 173
	491	LS 491: OH LED Cobra Head 14166L Fixture	4	\$ 488
	493	LS 493: OH LED Open Bottom 5007L Fixture	1	\$ 2,393
	511	Residential Electric Service	435	\$ 377,113
	551	GS Single Phase - Commercial	472	\$ 646,338
	552	GS Single Phase Space Heating - Comm	1	\$ 6,986
	561	PS Secondary - Commercial	50	\$ 3,248,389
		PS Secondary PF Adjusted - Commercial	7	\$ 409,262
	563	PS Primary - Commercial	3	\$ 644,868
		PS Primary PF Adj - Commercial	2	\$ 21,906
	567	PS Secondary NMS PF Adjusted - Comm	1	\$ 110,101
	571	Lighting Energy (Metered)	55	\$ 45,400
	572	Lighting Energy (Burning Hours)	7	\$ 65,129
	573	Traffic Energy (Metered)	526	\$ 103,126
	574	Traffic Energy (Flat kWh, Unmetered)	8	\$ 74,186
	591	TODS - Commercial	5	\$ 1,657,645
	651	GS Three Phase - Commercial	169	\$ 941,687
	652	GS Three Phase, Space Heating - Comm	11	\$ 63,915
	657	GS Three Phase, NMS - Commercial	2	\$ 36,890

*Note that totals do not sum and count unique contract accounts. A contract account can include multiple rate codes and rate code and/or account class can change over time.

Part A		Part B	Part C
Account Class	Rate Code	Rate Description	Count of Contract Accounts* Total 12 Months Ending October 2018
	693	TODP - Industrial, DSM	1 \$ 1,097,608
	828	Excess Facilities ODL	10 \$ 1,160
	851	CGS: Firm Commercial Gas Service	215 \$ 2,062,535
	811	Residential Gas Service	226 \$ 115,683
Public Authorities Total			1,928 \$ 16,656,837
Residential	411	Residential Electric, Water Heating	1 \$ 51
	511	Residential Electric Service	422 \$ 452,340
	811	Residential Gas Service	313 \$ 195,952
Residential Total			422 \$ 648,343
Grand Total			2,418 \$ 18,202,575

*Note that totals do not sum and count unique contract accounts. A contract account can include multiple rate codes and rate code and/or account class can change over time.

LOUISVILLE GAS AND ELECTRIC COMPANY

**Response to First Request for Information of the
Louisville/Jefferson County Metro Government
Dated November 13, 2018**

Case No. 2018-00295

Question No. 54

Responding Witness: Robert M. Conroy

- Q-54. For each separate Louisville Metro account please provide a detailed analysis showing the impact of the proposed rate versus the existing rate using the most recent 12 month actual usage and billing data. Please also provide a detailed explanation of the formula that was used to obtain this information. In particular, please show the formula or calculations indicating the total fiscal impact, including the application of the fees and all applicable adjustments (Environmental, DSM, Fuel, etc.).
- A-54. The Company has not performed the specific calculation for each of the Louisville Metro accounts. See Schedules M-2.3-E and M-2.3-G at Tab 66 of the filing requirements for the proposed increase for each rate class.

LOUISVILLE GAS AND ELECTRIC COMPANY

**Response to First Request for Information of the
Louisville/Jefferson County Metro Government
Dated November 13, 2018**

Case No. 2018-00295

Question No. 55

Responding Witness: Christopher M. Garrett

Q-55. Does LG&E have an estimate or general or specific information on how much revenue is derived from Jefferson County customers? If so, please provide by customer class for each of the last three years as well as a comparison of the percentage of revenue that this constitutes in relation to all revenues.

A-55. See attached.

Louisville Gas and Electric Company Case No. 2018-00295				
Jefferson County Billed Electric Revenue by Customer Class For the Calendar Years 2015 through 2017				
Line No.	Item (a)	12 Months Ended		
		Three Most Recent Calendar Years		
		2015 (b)	2016 (c)	2017 (d)
1.	<u>Jefferson County Electric Revenue</u>			
2.	Residential Customers	\$ 386,250,871	\$ 394,312,974	\$ 387,222,027
3.	Commercial Customers	342,266,458	359,991,743	356,840,171
4.	Industrial Customers	180,995,229	171,557,006	168,022,854
5.	Public Authorities Customers	83,666,217	83,104,917	79,344,056
6.	Street Lights Customers	2,973,471	3,092,771	3,210,288
7.	Total (L2 through L6)	\$ 996,152,246	\$ 1,012,059,411	\$ 994,639,396
8.	<u>Total Operating Electric Revenue</u>	\$ 1,146,077,403	\$ 1,139,116,720	\$ 1,144,298,965
9.	<u>Jefferson County Percentage of Electric Revenue</u>	86.92%	88.85%	86.92%

Louisville Gas and Electric Company Case No. 2018-00295				
Jefferson County Billed Gas Revenue by Customer Class For the Calendar Years 2015 through 2017				
Line No.	Item (a)	12 Months Ended		
		Three Most Recent Calendar Years		
		2015 (b)	2016 (c)	2017 (d)
10.	<u>Jefferson County Gas Revenue</u>			
11.	Residential Customers	\$ 180,129,172	\$ 158,699,835	\$ 169,526,223
12.	Commercial Customers	68,249,591	59,973,923	65,848,617
13.	Industrial Customers	8,011,417	6,258,730	7,184,870
14.	Public Authorities Customers	8,609,941	6,425,286	7,030,004
15.	Gas Transport Customers	7,093,673	7,991,391	7,548,702
16.	Interdepartmental Sales	4,726,655	3,644,124	3,793,100
17.	Total (L11 through L16)	\$ 276,820,449	\$ 242,993,289	\$ 260,931,516
18.	<u>Total Operating Gas Revenue</u>	\$ 319,521,344	\$ 288,728,401	\$ 311,929,143
19.	<u>Jefferson County Percentage of Gas Revenue</u>	86.64%	84.16%	83.65%

LOUISVILLE GAS AND ELECTRIC COMPANY

**Response to First Request for Information of the
Louisville/Jefferson County Metro Government
Dated November 13, 2018**

Case No. 2018-00295

Question No. 56

Responding Witness: Christopher M. Garrett

Q-56. Please refer to the attachment to Question 53 of the First Data Requests of LG&E from Louisville Metro in Case Number 2016-00371.

- a. Please detail why there is a separate classification for Public Authorities. Is it for convenience only or is it required by the tariffs?
- b. Why are there some lighting codes in commercial and some in Public Authorities?
- c. Why are there some residential codes in Public Authorities category?

A-56.

- a. A separate classification for Public Authorities is not for convenience, nor is it required by the tariffs. There is a separate classification for Public Authorities because the FERC Code of Federal Regulations (CFR) requires designations of Operating Revenue Accounts be Residential Sales (440), Commercial and Industrial Sales (442), Public Street and Highway Lighting (444) and Public Authorities (445).
- b. Rate codes are assigned based on the type of service being taken by the customer. If a customer, defined as Commercial or Public Authority, has street lights on their property, they would be assigned rate codes associated with those lights. When the customer volumes and revenues are posted to the customer's account, they then follow the Operating Revenue Account associated with the customer, as described in subpart a. above.
- c. Rate codes are assigned based on the type of service being taken by the customer. For example, university housing would be assigned a residential rate code, however, the university as an entity would follow the Operating Revenue Account classification as described in subpart a. above.

LOUISVILLE GAS AND ELECTRIC COMPANY

**Response to First Request for Information of the
Louisville/Jefferson County Metro Government
Dated November 13, 2018**

Case No. 2018-00295

Question No. 57

Responding Witness: Elizabeth J. McFarland

Q-57. Please provide a schedule showing the following information for each current Metro-Louisville account for 2016, for 2017 and the first 10 months of 2018 separately, so that there will be three separate attachments (one for each year) rather than a multi-year aggregation of data as was provided in Case No. 2016-00371.

- a. Applicable tariff.
- b. Other tariffs that could be applicable to this account.
- c. Total sum paid.
- d. Customer Class.

A-57.

- a-d. See attachments being provided in Excel format. The attachments represent the Company's best effort to identify all Louisville Metro accounts.

The attachments are
being provided in
separate files in Excel
format.

LOUISVILLE GAS AND ELECTRIC COMPANY

**Response to First Request for Information of the
Louisville/Jefferson County Metro Government
Dated November 13, 2018**

Case No. 2018-00295

Question No. 58

Responding Witness: Daniel K. Arbough / David S. Sinclair

Q-58. Please refer to page 2 of 3 of the Revenue Statistics filed with your application (Filing Requirement 807 KAR 5:001 Section 16(8)(i)).

- a. Please explain how LG&E classifies certain customers into the “Public Street and Highway Lighting” customer group.
- b. Schedule I-2 indicates that there were 674 Public Street and Highway Lighting customers in 2017. Please identify whether this is a “rolling” total of individual customers throughout the year or whether it is a snapshot of customers on a given date.
- c. Is Louisville Metro considered only one “customer” out of the 674 Public Street and Highway Lighting customers in 2017? If not, how many of the 674 customers does Louisville Metro count towards?
- d. Explain why LG&E has projected a 20% increase in Public Street and Highway Lighting customers from 2017 to its base period ending December 2018 and a 40% increase in Public Street and Highway Lighting customers from 2017 to its test year.
- e. Explain whether the projected impacts in Public Street and Highway Lighting customers in the base period and test year impacts rates for street lighting or any rate classification or rate codes.
- f. What percentage of the base period income for the Public Street & Highway class customers is derived from Louisville Metro?

A-58.

- a. A customer is representative of a contract account for street lights.
- b. The 674 Public Street and Highway Lighting customers in 2017 represent the number of active contract accounts at the end of the year.

- c. Louisville Metro is not considered only one “customer” out of the 674 Public Street and Highway Lighting customers in 2017. Louisville Metro is 23 of the 674.
- d. The increase is due to a difference in how customer counts are obtained for actual and forecasted periods. Actual customer counts are active contract accounts at the end of the year. Forecasted revenues are based on approved tariff rates and historical billed street light count by tariff. There is no impact to rates as a result of this difference. Revenues for Lighting as shown exhibit the normal expected growth between 2017, base year, and test year. These revenues are based on approved tariff rates and projected volumes.
- e. There is no impact to rates as a result of this difference. Revenues for Lighting as shown exhibit the normal expected growth between 2017, base year, and test year. These revenues are based on approved tariff rates and projected volumes.
- f. Louisville Metro comprised 34.7% of the base period income for the Public Street & Highway class customers for the first six months of the base period. The last six months of the base period are based on budgeted street light data, which is not split out by customer.

LOUISVILLE GAS AND ELECTRIC COMPANY

**Response to First Request for Information of the
Louisville/Jefferson County Metro Government
Dated November 13, 2018**

Case No. 2018-00295

Question No. 59

Responding Witness: William Steven Seelye

Q-59. Is a cost-of-service study using the Loss of Load Probability (“LOLP”) methodology described in the NARUC Electric Utility Cost Allocation Manual?

A-59. Yes.

LOUISVILLE GAS AND ELECTRIC COMPANY

**Response to First Request for Information of the
Louisville/Jefferson County Metro Government
Dated November 13, 2018**

Case No. 2018-00295

Question No. 60

Responding Witness: Elizabeth J. McFarland

Q-60. How many residential customers currently take advantage of the Budget Payment Plan?

A-60. As of November 2, 2018, there were 36,423 residential customers using the Budget Payment Plan.

LOUISVILLE GAS AND ELECTRIC COMPANY

**Response to First Request for Information of the
Louisville/Jefferson County Metro Government
Dated November 13, 2018**

Case No. 2018-00295

Question No. 61

Responding Witness: Christopher M. Garrett

Q-61. Is LG&E a member of the Edison Electric Institute (“EEI”)? If so, please list the payments made to EEI over the past five years by KU and LGE.

A-61. Yes, LG&E is a member of EEI through its parent, PPL Corporation. Over the past five years, KU and LG&E reimbursed PPL via LKS for EEI costs as follows:

	2014	2015	2016	2017	2018*
KU	\$372,499.32	\$419,498.99	\$472,854.06	\$501,728.56	\$510,175.67
LG&E	264,715.68	300,706.71	338,516.24	345,380.44	337,292.33
Total	\$637,215.00	\$720,205.70	\$811,370.30	\$847,109.00	\$847,468.00

*Actual costs for 2018. Costs on Schedule 16(8)(f), Schedule F-1 in the filing requirements were based on an estimate at the time of filing.

In addition, LG&E made the following payments directly to EEI:

	2014	2015	2016	2017	2018
Sponsor Supplier Diversity Conference					460.00
Total	\$ -	\$ -	\$ -	\$ -	\$ 460.00

Amounts paid by LKS on behalf of KU and LG&E, primarily for UARG and USWAG company dues billed by EEI, pre-employment testing and employee training, are not included. Also, credit card payments made by LG&E to EEI primarily for employee training are not included.

LOUISVILLE GAS AND ELECTRIC COMPANY

**Response to First Request for Information of the
Louisville/Jefferson County Metro Government
Dated November 13, 2018**

Case No. 2018-00295

Question No. 62

Responding Witness: Daniel K. Arbough

Q-62. Is the cost of being a member of EEI included in determining expenses for revenue requirement determination?

A-62. The recoverable portion of the costs are included in determining expenses for revenue requirement.

LOUISVILLE GAS AND ELECTRIC COMPANY

**Response to First Request for Information of the
Louisville/Jefferson County Metro Government
Dated November 13, 2018**

Case No. 2018-00295

Question No. 63

Responding Witness: Robert M. Conroy

- Q-63. Please state whether the Louisville Metro's franchise fee applies to all tariffs for services provided in the Louisville Metro boundaries? If not, please identify each tariff for which the franchise fee does not apply.
- A-63. See the tariffs filed at Tab 4 of the Filing Requirements for current and proposed applicability of the franchise fee to each rate schedule.

LOUISVILLE GAS AND ELECTRIC COMPANY

**Response to First Request for Information of the
Louisville/Jefferson County Metro Government
Dated November 13, 2018**

Case No. 2018-00295

Question No. 64

Responding Witness: Adrien M. McKenzie

Q-64. Provide copies of Mr. McKenzie's Exhibit Nos. 2 through 12 in Microsoft Excel, with data and formulas intact.

A-64. See the response to PSC 1-53

LOUISVILLE GAS AND ELECTRIC COMPANY

**Response to First Request for Information of the
Louisville/Jefferson County Metro Government
Dated November 13, 2018**

Case No. 2018-00295

Question No. 65

Responding Witness: Adrien M. McKenzie

Q-65. Provide copies of all source documents, articles, cited documents listed in footnotes, regulatory decisions, work papers, and other sources used in the development and preparation of the testimony of Mr. McKenzie.

A-65. See the response to DOD 1-21.

LOUISVILLE GAS AND ELECTRIC COMPANY

**Response to First Request for Information of the
Louisville/Jefferson County Metro Government
Dated November 13, 2018**

Case No. 2018-00295

Question No. 66

Responding Witness: Adrien M. McKenzie

Q-66. Provide copies of the source documents, work papers, and underlying data used in the development of all exhibits for Mr. McKenzie (Exhibit No. 2 through Exhibit No. 12). Provide the data and work papers in both hard copy and electronic formats (Microsoft Excel), with all data and formulas intact.

A-66. See the response to Question Nos. 64 and 65.

LOUISVILLE GAS AND ELECTRIC COMPANY

**Response to First Request for Information of the
Louisville/Jefferson County Metro Government
Dated November 13, 2018**

Case No. 2018-00295

Question No. 67

Responding Witness: Adrien M. McKenzie

Q-67. With reference to page 13 of Mr. McKenzie's testimony, provide the source with the names of the twenty four (24) utilities that have been downgraded from "stable" to "negative", and the one (1) utility that was downgraded from "positive" to "stable."

A-67. See the response to DOD 1-21 which includes a copy of the referenced document.

LOUISVILLE GAS AND ELECTRIC COMPANY

**Response to First Request for Information of the
Louisville/Jefferson County Metro Government
Dated November 13, 2018**

Case No. 2018-00295

Question No. 68

Responding Witness: Adrien M. McKenzie

Q-68. With reference to page 13 of Mr. McKenzie's testimony, provide the source for footnote fourteen (14).

A-68. See the response to DOD 1-21 which includes a copy of the referenced document.

LOUISVILLE GAS AND ELECTRIC COMPANY

**Response to First Request for Information of the
Louisville/Jefferson County Metro Government
Dated November 13, 2018**

Case No. 2018-00295

Question No. 69

Responding Witness: Adrien M. McKenzie

- Q-69. With reference to pages 26-30 of Mr. McKenzie's testimony: (1) indicate the universe of electric and utility companies as indicated by Value Line Investment Survey, (2) the companies eliminated from each group from each of the screens; and (3) the reasons each of the companies were eliminated.
- A-69. See the "Utility Group Criteria." tab in the attachment being provided in Excel format for the response to DOD 1-20.

LOUISVILLE GAS AND ELECTRIC COMPANY

**Response to First Request for Information of the
Louisville/Jefferson County Metro Government
Dated November 13, 2018**

Case No. 2018-00295

Question No. 70

Responding Witness: Adrien M. McKenzie

- Q-70. With reference to pages 26-31 of Mr. McKenzie's testimony, provide copies of all studies performed that compare the business, financial, and overall investment risk of Kentucky Utilities or Louisville Gas & Electric to: (1) PPL Corporation and (2) the proxy group of electric and gas companies.
- A-70. Mr. McKenzie did not conduct an independent study to compare the business, financial, and overall investment risk of Kentucky Utilities or Louisville Gas & Electric to: (1) PPL Corporation and (2) the proxy group of electric and gas companies. Rather, as discussed on pages 28-31 of his direct testimony, his evaluation of relative risk relied on objective, published benchmarks of investment risks that are widely-cited and relied on by investors. In addition, page 31-34 of Mr. McKenzie's direct testimony also presented an evaluation of the financial risks of LGE/KU relative to other utilities.

LOUISVILLE GAS AND ELECTRIC COMPANY

**Response to First Request for Information of the
Louisville/Jefferson County Metro Government
Dated November 13, 2018**

Case No. 2018-00295

Question No. 71

Responding Witness: Adrien M. McKenzie

- Q-71. With reference to page 43 of Mr. McKenzie's testimony, provide any and all sources or studies relied upon or which demonstrate how the Public Utility Regulatory Authority of Connecticut or the Regulatory Commission of Alaska are similarly or dissimilarly situated to the Kentucky Public Service Commission, why their commentary should be relied upon in Kentucky, and if these states are in the majority or minority of states that follow this approach.
- A-71. Mr. McKenzie did not undertake any research studies to compare the specific policies, organization, operations or other characteristics of the Public Utility Regulatory Authority of Connecticut or the Regulatory Commission of Alaska with the Kentucky Public Service Commission; nor was such a study necessary or relevant to support the recommendations and conclusions presented in his direct testimony. Moreover, the question of how best to estimate the growth rate used to apply the DCF model is not related to the geographic location of a utility or the characteristics of a particular regulatory agency. The citations to the findings of these regulatory agencies, along with those of FERC, provide additional support for Mr. McKenzie's evidence that securities analysts' earnings per share growth projections provide a superior basis on which to estimate investors' expectations in applying the DCF model.

LOUISVILLE GAS AND ELECTRIC COMPANY

**Response to First Request for Information of the
Louisville/Jefferson County Metro Government
Dated November 13, 2018**

Case No. 2018-00295

Question No. 72

Responding Witness: Adrien M. McKenzie

- Q-72. With reference to page 48 of Mr. McKenzie's testimony, provide any sources or studies that agree with Mr. McKenzie's claims that we should add 100 basis points to historical and projected utility bond yields.
- A-72. As indicated on pages 46-47 of Mr. McKenzie's testimony, the 100 basis point risk premium over bond yields referenced by Mr. McKenzie is a minimum threshold to evaluate low end DCF estimates based on the tests applied by FERC. Meanwhile, Mr. McKenzie's reference to expected bond yields over the 2019-2023 horizon was not based on outside sources or studies. Rather, as explained in his testimony, it was predicated on the fundamental regulatory standard that rates should reflect the costs of providing service over the time that they are in effect, along with the widespread expectation that interest rates will rise significantly over the near-term.

LOUISVILLE GAS AND ELECTRIC COMPANY

**Response to First Request for Information of the
Louisville/Jefferson County Metro Government
Dated November 13, 2018**

Case No. 2018-00295

Question No. 73

Responding Witness: Adrien M. McKenzie

- Q-73. With reference to page 48 of Mr. McKenzie's testimony and page 3 of Exhibit No. 5, provide sources or studies that agree with the exclusion of low-end values or yields from Value Line, Institutional Brokers' Estimate System, Zacks Investment Research, Bloomberg, S&P, or FactSet.
- A-73. While Value Line, Institutional Brokers' Estimate System, Zacks Investment Research, Bloomberg, S&P, and FactSet publish a variety of investment information, these services do not advise investors on the specific application of quantitative methods to estimate the cost of capital, such as the DCF model; nor do their publications specifically address the need to evaluate the reasonableness of individual DCF results.