

Q1a. Provide a complete copy of the workpapers, calculations, and assumptions Northern Kentucky District used to develop its pro forma test-period financial information.

A1a. See file NKWD\_PSCDR1\_1\_ProformaExcel\_101218, NKWD\_PSCDR1\_1\_ProformaWagesBenefits\_101218, and reference Exhibit K in the September 28, 2018 2018-00291 application filing.

Q1b. Provide the workpapers, calculations, and assumptions requested in Item 1.a. in Microsoft Excel spreadsheet format with all formulas intact and unprotected and with all columns and rows accessible.

A1b. See file NKWD\_PSCDR1\_1\_ProformaExcel\_101218, and NKWD\_PSCDR1\_1\_ProformaWagesBenefits\_101218.

Northern Kentucky Water District  
 Proforma Journal Entries  
 Test Year June 30, 2018

NKWD\_DR1\_1\_10-12-18  
 Rate Case 2018-00291  
 Response to Q1  
 Witness: Rechtin

JE #	Account Description	Account Number	Dr.	Cr.	Agrees to VL		Agrees to VL
1	Dr. Wage Expense Cr. Cash to record proforma wages	601-3100-001 131-0020-000	1,556,280	1,556,280	x	<u>Operating &amp; Maintenance Expense Adjustments</u>	
						Increase (Decrease)	
						Salaries	1,556,280
2	Dr. Capitalized Labor Cr. Wage Expense to record proforma capitalized wages	184-4005-000 601-3100-001	329,229	329,229	x	Less: Capitalized	(329,229) x
						Employee Insurance	128,884
						Pension	498,495
						Chemical	149,888
3	Dr. Health Insurance Expense Cr. Cash to record proforma health, dental, life and AD&D expense	604-3400-001 131-0020-000	128,884	128,884	x	Contractual Svcs - Reservoir Cleaning	281,961
						Total O&M Adj	2,286,279 x
						<u>Taxes Other Than Income Adjustments</u>	
4	Dr. Pension Expense Cr. Cash to record proforma pension expense	604-4300-001 131-0020-000	498,495	498,495	x	FICA	122,049
						Total Taxes Other Than Income Adj	122,049 x
5	Dr. FICA Expense Cr. Cash to record proforma FICA expense	699-3000-001 131-0020-000	122,049	122,049	x	<u>Balance Sheet Adjustments</u>	
						Cash - O&M	(11,924,147) x
6	Dr. Chemical Expense Cr. Cash to record proforma chemical expense	618-3000-001 131-0020-000	149,888	149,888	x	Cash - Bond Proceeds Fund	(8,404,945) x
						Cash - Debt Service Account NC	9,711,713 x
						Cash - Debt Service Account Current	(502,935) x
7	Dr. Prepaid Reservoir Cleaning Cr. Cash to record proforma FTTP solids (sludge) removal	162-0006-000 131-0020-000	2,782,979	2,782,979	x	Regulatory Asset	2,782,979
						Less: Amortization	(281,961)
						Net Regulatory Adjustments	2,501,018 x
8	Dr. Contractual Svcs - Reservoir Cleaning Cr. Prepaid Reservoir Cleaning to record one year exp. of proforma FTTP solids (sludge) removal	635-4000-027 162-0006-000	281,961	281,961	x	Bond Anticipation Notes Payable	(26,223,167) x
						Other Accrued Liabilities	(502,935) x
						Current Portion of LTD	(1,278,701) x
						Long-term debt - bonds	19,600,000 x
						Long-term debt - notes	(2,695,739) x
						Debt Service Reserve	1,248,090 x
9	Dr. CP of BAN 2017 Dr. Accrued Interest Payable Cr. Cash - Bond Proceeds Fund to record payback of unspent BAN funds (November 2018)	220-0036-000 237-0000-000 132-0029-001	8,675,000 21,688	8,696,688	x	<u>Revenue Adjustments</u>	
10	Dr. 2017 BAN payable - CP Notes Dr. Cash - Bond Proceeds Fund Cr. 2019 BAN payable - LT Notes to record proforma payoff of BAN 2017 and issuance of BAN 2019	220-0036-000 132-0029-001 232-0012-000	17,548,167 291,743	17,839,910	x	Total Water Sales	6,978,893 x
						<u>Nonoperating Adjustments</u>	
11	Dr. Underwriter's discount Dr. Cost of Issuance Dr. 2019 BAN payable - CP Notes Dr. Debt Service Reserve Fund Cr. Long Term Debt - Bond 2019 to record proforma payoff of BAN 2019 and issuance of bond 2019	528-0002-000 528-0002-000 232-0012-000 133-0181-000 221-0036-000	392,000 120,000 17,839,910 1,248,090	19,600,000	x	Amortization	512,000 x
						<u>Explanations/Assumptions:</u>	
						All payroll related items (wages, cap labor, health, pension, FICA) should go into effect 1/1/2019.	
12	Dr. Cash Bond P&I Cr. Cash - O&M to move cash from unrestricted to restricted	132-0001-000 131-0020-000	4,455,687	4,455,687	x	The proforma chemical expense is an adjustment to the three year average (7/1/15 - 6/30/18) of chemical expenses.	
						The reservoir cleaning expense is expected to be fully paid for an in service no later than 6/30/2019. One year of the expense will be amortized.	
13	Dr. CP of AMR C08-01 Dr. LTD AMR C08-01 Dr. Accrued Interest Payable Cr. Cash - Bond P&I to record payoff of LTD KIA C08-01	220-0022-000 221-0022-000 237-0000-000 132-0001-000	978,561 693,941 69,969	1,742,471	x	The 2017 BAN will come due April 1, 2019 for \$26M. A new BAN will be issued (2019 BAN) at the same time (4/1/19) in the amount of \$17.6M and the difference in the amount due and issued will be paid off in cash (\$8.675M)	
14	Dr. CP of Memorial Chemical Dr. LTD Memorial Chemical Dr. Accrued Interest Payable Cr. Cash - Bond P&I to record payoff of LTD KIA C06-03	220-0018-000 221-0018-000 237-0000-000 132-0001-000	300,140 2,001,798 411,278	2,713,216	x	Two KIA loans are anticipated to be paid off in November 2018 (C08-01 & Memorial Chemical)	
						A bond is expected to be issued 8/1/19 for \$19.6M to pay off the \$17.6 2019 BAN.	
15	Dr. Cash Cr. Revenue - Residential Cr. Revenue - Commercial Cr. Revenue - Industrial Cr. Revenue - Public Authority Cr. Revenue - Multi-family Cr. Revenue - Bulk loading Cr. Revenue - Income - Resale Water Sales to record proforma revenue - adjust to revenues, present rates	131-0020-000 461-0100-000 461-0101-000 461-0102-000 461-0103-000 461-0104-000 461-0011-000 466-0001-000	761,714	709,270 56,498 1,318 25,738 19,733 - 633	x	The proforma revenues have been adjusted using a three year normalization.	
16	Dr. Cash Cr. Revenue - Residential Cr. Revenue - Commercial Cr. Revenue - Industrial Cr. Revenue - Public Authority Cr. Revenue - Multi-family Cr. Revenue - Bulk loading Cr. Revenue - Income - Resale Water Sales to record proforma revenue - adjust to revenues, step 2 rates	131-0020-000 461-0100-000 461-0101-000 461-0102-000 461-0103-000 461-0104-000 461-0011-000 466-0001-000	6,217,178	3,722,648 925,903 512,901 301,362 570,378 3,339 180,647	x		
17	Dr. Cash - Bond P&I Cr. Cash - O&M to adjust restricted debt service to 3 year average payment	132-0001-000 131-0020-000	9,208,778	9,208,778	x		

**Northern Kentucky Water District**  
**Proforma Revenue Detail**  
**Test Year June 30, 2018**

<b>Operating Revenues</b>	<b>Current as of 6/30/18</b>	<b>Adjustments</b>	<b>Proforma PV of Rates</b>	<b>Adjustments</b>	<b>Proforma Step 2 Rates</b>
<b>Metered Sales</b>					
Sales to Residential Customers	32,561,698	709,270	33,270,968	3,722,648	36,993,616
Sales to Commercial Customers	7,474,014	56,498	7,530,512	925,903	8,456,415
Sales to Industrial Customers	4,011,525	1,318	4,012,843	512,901	4,525,744
Sales to Public Authorities	2,382,790	(25,738)	2,357,052	301,362	2,658,414
Sales to Multiple Family Dwellings	4,862,938	19,733	4,882,671	570,378	5,453,049
Sales Through Bulk Loading Stations	63,224	-	63,224	3,339	66,563
<b>Total Metered Sales</b>	<b>51,356,189</b>	<b>761,081</b>	<b>52,117,270</b>	<b>6,036,531</b>	<b>58,153,802</b>
Fire Protection Revenue	47,162	-	47,162	-	47,162
Sales for Resale	1,554,530	633	1,555,163	180,647	1,735,810
<b>Total Water Sales</b>	<b>52,957,881</b>	<b>761,714</b>	<b>53,719,595</b>	<b>6,217,178</b>	<b>59,936,774</b>
Forfeited Discounts	840,036	-	840,036	-	840,036
Rents from Water Property	414,392	-	414,392	-	414,392
Other Water Revenues	387,875	-	387,875	-	387,875
<b>Total Operating Revenues</b>	<b>54,600,184</b>	<b>761,714</b>	<b>55,361,898</b>	<b>6,217,178</b>	<b>61,579,077</b>
			53,719,595		59,936,774
			(47,162)		(47,162)
			53,672,433		59,889,612

agrees to Gannett Fleming Sch A, Revenues, Step 2

**Northern Kentucky Water District  
Reconciliation of Proforma to COS  
Test Year June 30, 2018**

Reconciliation of Revenues:

Revenues Water Sales - COS	59,889,611
Fire Protection Revenue	47,162
Revenues Water Sales - Proforma	<u>(59,936,773)</u>
Difference	<u><u>-</u></u>

Other Operating/Non-Operating Revenue - COS	3,609,595
Forfeited Discounts - Proforma	(840,036)
Rents from Property - Proforma	(414,392)
Other Water Revenues - Proforma	(387,875)
Surcharge Revenue	(558,094)
Dividend & Interest Income	(1,245,942)
Unrealized Gain/Loss	<u>20,471</u>
Sub-Total: Interest Earnings - Proforma	<u>(1,225,471)</u>
Miscellaneous	<u>(163,256)</u>
Difference	<u><u>-</u></u>

Reconciliation of Operating Expenses:

Operation and Maintenance - COS	26,307,371
Taxes Other Than Income - COS	810,001
Amort. Of Sludge Removal - COS	281,961
O&M Expenses - Proforma	(27,399,328)
rounding	<u>(5)</u>
Difference	<u><u>-</u></u>

Depreciation - COS	11,546,013
Utility Plant Acquisition Adj. - COS	201,120
Depreciation - Proforma	<u>(11,747,133)</u>
Difference	<u><u>-</u></u>





Year => 7/1/18-6/30/19

Employee Number	Title	Regular	Overtime	Excess Vacation Payout	Standby/ On Call	Bonus	Other	Sub-Total	Health Benefits Cost		Dental Benefits		Vision		Life Insurance		AD&D		401k	Defined Benefit Retirement		Any Other Wage, Salary, Compensation or Benefit Not Listed	Totals		
									Northern	Employee	Northern	Employee	Northern	Employee	Northern	Employee	Northern	Employee	Northern	Northern	Employee		Northern	Employee	
Vacant20	Equipment Serviceman HVAC	43,388.80	430.24	-	-	-	-	43,819.04	10,761.92	538.10	468.77	24.67	-	-	121.44	-	285.12	-	-	-	9,412.33	2,629.14	-	21,049.58	\$ 3,191.91
Vacant21	Account Services Representative	30,201.60	-	-	-	-	-	30,201.60	10,761.92	538.10	468.77	24.67	-	-	85.56	-	200.88	-	-	-	6,487.30	1,812.10	-	18,004.43	\$ 2,374.86
Vacant22	Account Services Representative	30,201.60	-	-	-	-	-	30,201.60	10,761.92	538.10	468.77	24.67	-	-	85.56	-	200.88	-	-	-	6,487.30	1,812.10	-	18,004.43	\$ 2,374.86
<b>Total Amount</b>		<b>\$ 8,674,848.70</b>	<b>\$ 548,073.44</b>	<b>\$ 58,529.88</b>	<b>\$ 50,093.28</b>	<b>\$ -</b>	<b>\$ 38,537.53</b>	<b>\$ 9,370,082.83</b>	<b>\$ 3,079,785.28</b>	<b>\$ 373,904.54</b>	<b>\$ 143,545.84</b>	<b>\$ 7,555.04</b>	<b>\$ -</b>	<b>\$ 14,453.28</b>	<b>\$ 23,495.64</b>	<b>\$ -</b>	<b>\$ 55,312.80</b>	<b>\$ 4,963.92</b>	<b>\$ -</b>	<b>\$ 1,989,139.77</b>	<b>\$ 499,813.51</b>	<b>\$ -</b>	<b>\$ -</b>	<b>\$ 5,291,279.33</b>	<b>\$ 900,690.30</b>

\$ 9,370,082.83  
\$ -

5,291,279.33 900,690.30  
0.00 -

Q2. For each employee salary increase granted in the calendar year 2017 or 2018, if any, provide the minutes of each meeting of Northern Kentucky District's Board of Commissioners in which the salary increase was discussed and approved.

A2. See attached minutes from the November 17, 2016, February 16, 2017, November 16, 2017 & February 15, 2018 board meetings.



**Northern Kentucky Water District  
Board of Commissioners  
Special Meeting  
November 17, 2016**

A special meeting of the Board of Commissioners of the Northern Kentucky Water District was held on November 17, 2016 at the Northern Kentucky Water District located at 2835 Crescent Springs Road, Erlanger, Kentucky. All Commissioners were present, except for Commissioner Spaulding. Also present were Ron Lovan, Colleen Medert, Lindsey Rechten, Amy Kramer, Brad Murphy, Kim Clemons, Rusty Collinsworth, Kyle Ryan, Chris Bryant, Brian Dunham, Marshall Dosker, and Tommy Wong, Morgan Watkins, Ryan Pinkston and Eli Roberts of Kentucky Employers' Mutual Insurance (KEMI).

Chairperson Macke called the meeting to order at 12:05 p.m., and Rusty Collinsworth led the pledge of allegiance.

The District was presented with the KEMI Destiny Award by representatives of KEMI. The District was one of only 14 policyholders - out of 24,000 total - who received this award. This award recognizes large policy holders with exemplary safety training and claims histories. The KEMI representatives noted that this was the District's fifth consecutive time receiving this award.

On motion of Commissioner Cunningham, seconded by Commissioner Wagner, the Commissioners recognized the retirement of Rusty Collinsworth and unanimously approved the following Retirement Resolution for Mr. Collinsworth:

Whereas, Rusty Collinsworth has provided dedicated service from September 14, 1987 to October 31, 2016 to the Northern Kentucky Water District and the community served by the District, and

Whereas, it is the intention of the District to recognize Rusty Collinsworth for his distinguished record of service and his effective use of knowledge and experience to commendably and to the very best of his ability with honor, integrity and dignity serve the District and its constituents as a faithful employee;

Whereas, during his 29-year career, Rusty contributed to projects and initiatives including, but not limited to: Ombudsmen between the community and the District including customers, local governments, contractors, and fire departments; Enhancement of the District's Inventory Program; Development and Enhancement of the District's Hydrant Testing and Flushing Program; Improvements to the District's Leak Detection Program; Facilitating the repairs to key transmission mains to minimize customer service interruptions; Enhancements of the District's Distribution Work Order Program; and assisting with efforts to promote customer service for the District's customers and the water industry;

Now, therefore, the Board of Commissioners hereby recognizes the years of dedication and service given by Rusty Collinsworth and formally extends congratulations to Rusty for his service;

And Does Extend best wishes to Rusty Collinsworth for success in all his future endeavors both professionally and personally.

This Resolution and Order shall be in full force and effect from and after its adoption at a properly held meeting of the Northern Kentucky Water District Board of Commissioners this 17<sup>th</sup> day of November 2016.

The Board reviewed correspondence received and articles published since the last special Board meeting on September 15, 2016.

On motion of Commissioner Koester, seconded by Commissioner Cunningham, the Commissioners unanimously approved the minutes for the special board meeting held on September 15, 2016.

The Board was provided a copy of the District's check registers, which included the check number, check date, payee, check amount and description of the reason for each payment, detailing the District's expenditures for the periods September 1, 2016 through September 30, 2016 and October 1, 2016 through October 31, 2016. On motion of Commissioner Wagner, seconded by Commissioner Sommerkamp, and after discussion, the Commissioners unanimously approved the expenditures of the District for the months of September and October, 2016.

On motion of Commissioner Wagner, seconded by Commissioner Cunningham, the Commissioners (other than Chairman Macke, who abstained and did not participate in discussions) unanimously approved the District's moving forward with the design of the alternate alignment for the 24-inch Cross-County Water Main Replacement Project and execute the "Agreement Related to Water Main Relocation" with the property owner to cover the cost difference between the two routes and execute the "Termination and Release of Easement" for the old water main easement, and authorized staff to execute the appropriate documents.

On motion of Commissioner Sommerkamp, seconded by Commissioner Wagner, the Commissioners unanimously approved the District's acceptance of the bid by and awarding a contract to Hartman and Smith Construction Company for the Lincoln Road Water Main Replacement Project with a total project budget of \$1,075,000, and authorized staff to execute the appropriate documents.

On motion of Commissioner Sommerkamp, seconded by Commissioner Koester, the Commissioners unanimously approved the District's acceptance of the bid by and awarding a contract to DMD Data Systems for the purchase of the IT Cisco Switches with the additional 24-months of service with a project budget of \$180,000, and authorize staff to execute the appropriate contract documents.

On motion of Commissioner Wagner, seconded by Commissioner Cunningham, the Commissioners unanimously approved the District's entering into an addendum to the State of Kentucky's master contract with Cincinnati Bell Technology Solutions, so as to permit the District's purchase of an estimated 220 Avaya handsets and payment of a monthly service fee for each handset's use, and authorized staff to execute the appropriate documents.

Prior to the review of the proposed budgets, Mr. Lovan noted that he and Ms. Rehtin met with the District's Chairperson and Treasurer on November 8, 2016 to review and discuss the budgets that were about to be proposed. Ms. Rehtin then provided a detailed presentation of the budgets to the Board. On motion of Commissioner Sommerkamp, seconded by Commissioner Wagner, the Commissioners unanimously approved the District's 2017 Operating and Maintenance (O&M), 2017 Operating Capital, and the Five-Year Capital Projects Budgets (2017-2021).


Departmental reports were then provided. As part of her report, Ms. Kramer reviewed with the Commissioners the status of on-going projects within the 2016 5-Year Capital Budget, including highlighting the change orders since the last Board meeting and highlighting the expenses incurred to date.

Mr. Lovan provided the Board with an update on joint billing discussions with Sanitation District No. 1.

Other matters of a general nature were discussed.

On motion of Commissioner Wagner, seconded by Commissioner Koester, the Board unanimously agreed to go into executive session under the provisions of KRS 61.810(1)(c) to discuss pending or proposed litigation against or on behalf of the District and to protect the District's legal interests and strategy in connection with such litigation. The executive session commenced at 2:36 p.m. and ended at 3:02 p.m.

On motion of Commissioner Wagner, seconded by Commissioner Sommerkamp, the meeting was adjourned at 3:02 p.m.

  
CHAIRMAN

  
SECRETARY

**Northern Kentucky Water District  
Board of Commissioners  
Regular Meeting  
February 16, 2017**

A special meeting of the Board of Commissioners of the Northern Kentucky Water District was held on February 16, 2017 at the Northern Kentucky Water District located at 2835 Crescent Springs Road, Erlanger, Kentucky. All Commissioners were present, except for Commissioner Cunningham. Also present were Amy Kramer, Kevin Owen, Jeff Schuchter, Mary Carol Wagner, Kyle Ryan, Stacey Kampsen, Brian Dunham, Kim Clemons and Elizabeth Younger.

Chairperson Macke called the meeting to order at 12:19 p.m., and Kevin Owen led the pledge of allegiance.

The Board reviewed correspondence received and articles published since the last special Board meeting on January 19, 2017.

On motion of Commissioner Wagner, seconded by Commissioner Koester, the Commissioners unanimously approved (with Chairperson Macke abstaining) the minutes for the regular board meeting held on January 19, 2017.

The Board was provided a copy of the District's check registers, which included the check number, check date, payee, check amount and description of the reason for each payment, detailing the District's expenditures for the periods January 1, 2017 through January 31, 2017. On motion of Commissioner Sommerkamp, seconded by Commissioner Spaulding, and after discussion, the Commissioners unanimously approved the expenditures of the District for the month of January, 2017.

On motion of Commissioner Spaulding, seconded by Commissioner Sommerkamp, the Commissioner's unanimously approved the bid by and awarding a contract to Smith & Brown Contractors, Inc. for the NKWD-Kenton County Unserved Water Project 2012 (Sub-District M – Phase 2), with a project budget of \$3,400,000, and authorized staff to execute the appropriate documents.

On motion of Commissioner Wagner, seconded by Commissioner Sommerkamp, the Commissioner's unanimously authorized the purchase of distribution inventory materials from the vendors listed in the bid summary, and authorized staff to execute the appropriate documents.

On motion of Commissioner Wagner, seconded by Commissioner Sommerkamp, the Commissioners unanimously approved the District's acceptance of the bid by and awarding a contract to Dugan & Meyers, LLC for the Taylor Mill Treatment Plant Belt Filter Press Replacement project, with a project budget of \$1,075,000, and authorized staff to execute the appropriate contract documents.

On motion of Commissioner Wagner, seconded by Commissioner Spaulding, the Commissioners unanimously approved the District's acceptance of the agreement between the District and the City of Newport for reimbursement totaling \$20,650 owed by the District to the City for restoration required as part of the Woodlawn Water Main Replacement Project, and authorized staff to execute the appropriate documents.

On motion of Commissioner Sommerkamp, seconded by Commissioner Koester, the Commissioners unanimously approved the District's acceptance of the bid by and awarding a contract to Jack Gemmer & Sons, Inc. for the Dudley Road Water Main Improvements project, with a total project budget of \$210,000, and authorized staff to execute the appropriate documents.

On motion of Commissioner Spaulding, seconded by Commissioner Wagner, the Commissioners unanimously approved the District's acceptance of the bid by and awarding a contract to Jack Gemmer & Sons, Inc. for the Hudson Avenue Water Main Replacement project, with a total project budget of \$130,000, and authorized staff to execute the appropriate documents.

On motion of Commissioner Koester, seconded by Commissioner Sommerkamp, the Commissioners unanimously approved the District's acceptance of the bid by and awarding a contract to Smithcorp, Inc. for the Wedgewood Drive and Clubhouse Drive Water Main Replacement project, with a total project budget of \$415,000, and authorized staff to execute the appropriate documents.

On motion of Commissioner Spaulding, seconded by Commissioner Sommerkamp, the Commissioners unanimously approved (with Chairperson Macke abstaining from the discussion and vote) the District's acceptance of the bid by and awarding a contract to Wessel Lawn Care & Landscaping, LLC for the grounds maintenance of the pump stations and water towers, with a total project budget of \$22,890, and authorized staff to approve, at the District's staff discretion, a one-year contract extension, and authorized the staff to execute the appropriate documents.

On motion of Commissioner Wagner, seconded by Commissioner Koester, the Commissioners unanimously approved the District's authorization of the Resolution for the issuance of a Revenue Bond Anticipation Note (BAN), Series 2017, for up to \$26,000,000, and authorized staff to execute the appropriate documents.

On motion of Commissioner Spaulding, seconded by Commissioner Wagner, the Commissioners unanimously approved the District's authorization of the Resolution for the issuance of a Revenue Bond, Series 2019, for up to \$28,000,000, and authorized staff to execute the appropriate documents.

Ms. Clemons provided the Board with a summary of the employee reviews and corresponding pay raised based on prior Board action. The results are as follows: 51 employees received an "Exemplary" review rating and are entitled to a 3.50% pay raise; 64 employees

received a "Commendable" review rating and are entitled to a 3.00% pay raise; 19 employees received a "Meets Standards" review rating and are entitled to a 2.50% pay raise; and 0 employees received a "Needs Improvement" review rating, which would have been entitled to a 0.00% pay raise.

Departmental reports were then provided. As part of her report, Ms. Kramer reviewed with the Commissioners the status of on-going projects within the 2016 5-Year Capital Budget, including highlighting there had been no change orders since the last Board meeting and highlighting the expenses incurred to date.

Mr. Lovan provided an update to the Board regarding discussions with SD1 over possible merged billing systems.

On a motion of Commissioner Spaulding, seconded by Commissioner Wagner, the Board unanimously agreed to go into executive session under the provisions of KRS 61.810(1)(c) to discuss pending or proposed litigation against or on behalf of the District and to protect the District's legal interests and strategy in connection with such litigation. The executive session commenced at 1:36 p.m. and ended at 1:51 p.m.

Ms. Kramer and Ms. Wagner provided the Board with an update on the lead testing program of the Kenton County Schools.

On a motion of Commissioner Spaulding, seconded by Commissioner Wagner, the meeting was adjourned at 1:58 p.m.

  
CHAIRMAN

  
SECRETARY

**Northern Kentucky Water District  
Board of Commissioners  
Regular Meeting  
November 16, 2017**

A regular meeting of the Board of Commissioners of the Northern Kentucky Water District was held on November 16, 2017 at the Northern Kentucky Water District located at 2835 Crescent Springs Road, Erlanger, Kentucky. All Commissioners were present with the exception of David Spaulding. Also present were Ron Lovan, Amy Kramer, Lindsey Rechten, Brad Murphy, Eli Roberts, Tommy Wong, Ryan Worthen, Mike Crawford, Jeff Floyd, and Brian Dunham.

Chairperson Macke called the meeting to order at 12:02 p.m., and Mike Crawford led the pledge of allegiance.

Jeff Floyd and Eli Roberts of Kentucky Employers' Mutual Insurance (KEMI) presented the KEMI Destiny Award to the District. It was noted that the District has won this award six years in a row, and this year was one of only 14 customers out of KEMI's total 24,000 customers to receive this award.

The Board reviewed correspondence received, and articles published since the last regular Board meeting on September 21, 2017.

On motion of Commissioner Cunningham seconded by Commissioner Koester, the Commissioners unanimously approved the minutes for the regular board meeting held on September 21, 2017.

The Board was provided a copy of the District's check registers, which included the check number, check date, payee, check amount and description of the reason for each payment, detailing the District's expenditures for the periods September 1, 2017 through September 30, 2017 and October 1, 2017 through October 31, 2017. On motion of Commissioner Wagner, seconded by Commissioner Sommerkamp, the Commissioners unanimously approved the expenditures of the District for the months of September and October 2017.

On motion of Commissioner Wagner, seconded by Commissioner Sommerkamp, the Commissioners unanimously authorized the District entering into an agreement with the Campbell County Fiscal Court for reimbursement totaling \$20,141.45 owed by the District for restoration required as part of the Blossom Lane Water Main Replacement Project, and authorized staff to execute the appropriate documents.

On motion of Commissioner Cunningham, seconded by Commissioner Sommerkamp, the Commissioners unanimously approved the District's acceptance of the bid by and awarding a contract to Rose Excavating and Development Inc. for the Buttermilk Pike Water Main Replacement, as part of the Buttermilk Pike Water Main Replacement Project with a total project budget of \$485,000, and authorized staff to execute the appropriate contract documents.

On motion of Commissioner Sommerkamp, seconded by Commissioner Cunningham, the Commissioners unanimously authorized a Change Order to the contract documents for the NKWD-Kenton County Unserved Water Project 2012 (Sub-District M) Water Main Extension Project with Smith & Brown Contractors, Inc. for \$32,800 for the additional 700 feet of water main extension, and authorized staff to execute the appropriate contract documents.

On motion of Commissioner Koester, seconded by Commissioner Wagner, the Commissioners unanimously approved the District's acceptance of the bid by and awarding a contract to Rose Excavating and Development, Inc. for the Taylor Mill Treatment Plant Concrete Flow Meter Pit Project, with a total project budget of \$60,000, and authorized staff to execute the appropriate contract documents.

On motion of Commissioner Wagner, seconded by Commissioner Cunningham, the commissioners unanimously authorized the District entering into an engineering services agreement with Bayer Becker, Inc. to design the Winters Lane Water Main Replacement Project, with a total project budget of \$5,000,000, and authorized staff to execute the appropriate documents.

On motion of Commissioner Sommerkamp, seconded by Commissioner Wagner, the Commissioners unanimously approved the District's purchase of equipment and services from Verizon through the purchasing cooperative contract with the State of Kentucky for a vehicle global positioning system for a one-year term, with the option to extend the contract at the staff's discretion for up to four additional one-year terms.

The District's proposed 2018 Operating & Maintenance (O&M), 2018 Operating Capital, and Five-Year Capital Projects Budget (2018-2022) were presented for consideration by Ms. Rehtin. The recommended budgets were previously reviewed in detail at a meeting attended by Commissioner Wagner (District Treasurer), Chairperson Macke, Ms. Rehtin, Ms. Stacey Kampsen, and Mr. Lovan on November 7, 2017. As part of her presentation, Ms. Rehtin reviewed with the Commissioners the key considerations for the proposed budgets. On motion of Commissioner Wagner, seconded by Commissioner Sommerkamp, the Commissioners unanimously approved the recommended budgets.


On motion of Commissioner Cunningham, seconded by Commissioner Sommerkamp, unanimously approved the District's determination of the date, time and location of each regular monthly Board meeting in calendar year 2018 as the third Thursday of each month, with the exception of the January 2018 meeting, which shall be the fourth Thursday of the month (January 25, 2018), the June 2018 meeting, which shall be the fourth Thursday of the month (June 28, 2018), and the October 2018 meeting, which shall be the fourth Thursday of the month (October 25, 2018), with all regular monthly meetings commencing at 12:00 p.m., at the District's facility located at 2835 Crescent Springs Road in Erlanger, Kentucky.


The Commissioners reviewed the District's financial reports and Department reports. As part of her report Lindsey Rehtin reviewed with the commissioners the status of on-going projects within the 2017 5-Year Capital Budget, including highlighting change orders and expenses incurred since the last meeting of the Board.



Other matters of a general nature were discussed.

On a motion by the Chairperson Macke, having determined there being no further business, the meeting adjourned at 2:28 p.m.

  
\_\_\_\_\_  
CHAIRMAN

  
\_\_\_\_\_  
SECRETARY

**Northern Kentucky Water District  
Board of Commissioners  
Regular Meeting  
February 15, 2018**

A regular meeting of the Board of Commissioners of the Northern Kentucky Water District was held on February 15, 2018 at the Northern Kentucky Water District located at 2835 Crescent Springs Road, Erlanger, Kentucky. All Commissioners were present, except Commissioner Spaulding. Also present were Ron Lovan, Amy Kramer, Lindsey Rehtin, Kyle Ryan, Kim Clemons, Anna Zinkhon, Jenna Canafax, Johnathan Moor, Jeff Schuchter and Brian Dunham.

Chairman Cunningham called the meeting to order at 12:02 p.m., and Colleen Medert led the pledge of allegiance.

Chairman Cunningham and the rest of the commissioners recognized and thanked Commissioner Macke for his service during the prior year as Chairman.

The Board reviewed correspondence received, and articles published since the last regular Board meeting on January 25, 2018.

On motion of Commissioner Wagner, seconded by Commissioner Sommerkamp, the Commissioners unanimously approved the minutes for the regular board meeting held on January 25, 2018 with the amendment to clarify that the "Installation of New Water Services" referenced therein was the "installation of new water service lines and meters."

The Board was provided a copy of the District's check registers, which included the check number, check date, payee, check amount and description of the reason for each payment, detailing the District's expenditures for the period of January 1, 2018 to January 31, 2018. On motion of Commissioner Macke, seconded by Commissioner Koester, the Commissioners unanimously approved the expenditures of the District for the month of January 2018.

On motion of Commissioner Wagner, seconded by Commissioner Sommerkamp, the Commissioners unanimously approved the District's acceptance of the bid by and awarding a contract to Becknell-Coghill, Inc. for the installation of new water service lines and meters project with the option for the District to renew the contract for a possible one-year extension, and authorized staff to execute the appropriate documents.

On motion of Commissioner Sommerkamp, seconded by Commissioner Macke, the Commissioners unanimously approved the District's acceptance of the bid by and awarding a contract to Lonkard Construction Company for the Caldwell Drive Water Main Replacement Project with a project budget of \$130,000, and authorized staff to execute the appropriate documents.

On motion of Commissioner Wagner, seconded by Commissioner Koester, the Commissioners unanimously approved the District's acceptance of the bid by and awarding a contract to Butler Lawn & Parking Lot Care LLC for \$20,700 to maintain the water towers and

NKWD Board of Commissioners Regular Meeting  
February 15, 2018

pump stations, and for \$56,800 to maintain the treatment plants and Central Facility, with the option for the District to renew for two additional one-year periods, and authorized staff to execute the appropriate documents.

On motion of Commissioner Koester, seconded by Commissioner Wagner, the Commissioners unanimously approved the District's acceptance of the bid by and awarding a contract to Calgon Carbon Corporation for Granular Activated Carbon Custom Reactivation for one year with the option to renew for two additional one-year periods, and authorized staff to execute the appropriate documents.

On motion of Commissioner Wagner, seconded by Commissioner Macke, the Commissioners unanimously approved the District's acceptance of the bid by and awarding a contract to Larry Smith, Inc. for the Amsterdam Road Water Main Replacement project, and authorized staff to execute the appropriate contract documents.

On motion of Commissioner Koester, seconded by Commissioner Sommerkamp, the Commissioners unanimously approved the District's acceptance of the bids by and awarding contracts to the vendors listed in the bid summary for the purchase of distribution inventory materials, and authorized staff to execute the appropriate contract documents.


The Commissioners reviewed the District's financial reports and Department reports. As part of her report, Ms. Rehtin reviewed with the commissioners the project change orders incurred since the last meeting of the Board.

As part of her report, Ms. Clemons reviewed with the commissioners the District's 2017 Performance Evaluation Results Report. The reported results were as follows: 31 employees received an "Exemplary" review rating and are entitled to a 3.5% pay raise; 67 employees received a "Commendable" review rating and are entitled to a 3.0% pay raise; 34 employees received a "Meets Standards" review rating and are entitled to a 2.5% pay raise; and 0 employees received a "Needs Improvement" review rating, which would have been entitled to a 0.00% pay raise.

Other matters of a general nature were discussed.

On a motion by Commissioner Wagner, seconded by Commissioner Sommerkamp, the Board unanimously agreed to adjourn the meeting at 12:54 p.m.

  
CHAIRMAN

  
SECRETARY

Q3. List each of Northern Kentucky District's non-regulated business activities. For each activity, describe the Northern Kentucky District accounting policies and procedures that ensure that regulated rates do not subsidize the activity.

A3. There are no non-regulated business activities.

Q4. Provide a schedule listing each project included in the test-period Construction Work in Progress. Include a detailed description of each project listed in the schedule.

A4. Refer to file NKWD\_PSCDR1\_4\_Construction Work in Progress\_101218.

**Northern Kentucky Water District**  
**Schedule of Construction Work in Progress**  
**Test Year June 30, 2018**

NKWD\_PSCDR1\_4\_10-12-18  
Rate Case 2018-00291  
Response/Attachment to Q4  
Witness: Rechtin

Account Number	Project Description	Balance at 6/30/2018	Notes/Description
184-0230-000	Ky 9 Thru Newport C. County utility Mapping	\$ 66,954.46	Water Main Replacement Project in coordination with KDOT Road Imp. Project
184-0231-000	CR 1316 Bridge Over Duck Creek CC	\$ 148.12	Water Main Replacement Project in coordination with KDOT Road Imp. Project
184-0246-000	California Cross Rds Bridge Replacement	\$ 321.48	Water Main Replacement Project in coordination with KDOT Road Imp. Project
184-0247-000	Johns Hill Rd-Three Mile Rd WMR	\$ 70,281.62	Water Main Replacement Project in coordination with KDOT Road Imp. Project
184-0251-000	Flagg Springs Bridge Replacement	\$ 219.56	Water Main Replacement Project in coordination with KDOT Road Imp. Project
184-0252-000	Hands Pike Relocation (Ky 1501) Covington	\$ 1,817.28	Water Main Replacement Project in coordination with KDOT Road Imp. Project
184-0254-000	Dixie Highway @ Kyles Ln Ft. Wright	\$ 444.36	Water Main Replacement Project in coordination with KDOT Road Imp. Project
184-0256-000	Ky 1996 Bridge Replacement Over Stephens Branch	\$ 634.68	Water Main Replacement Project in coordination with KDOT Road Imp. Project
184-0475-000	MPTP Raw Water Line	\$ 189,498.18	Treatment Plant Equipment Maintenance/Upgrade
184-0477-000	FTTP Floc/Sed Basins 2 & 3	\$ 2,423,261.12	Treatment Plant Equipment Maintenance/Upgrade
184-0478-000	FTTP Laboratory Generator	\$ 42,944.27	Testing Laboratory Back-up Power
184-0485-000	Annl Facility Plants, Tanks, Pump Stations 2014	\$ 1,004,831.66	Equipment Maintenance/Upgrade
184-0486-000	ORPS # 2 Rehabilitation Project	\$ 1,747,523.37	Pump Station Structural Maintenance/Upgrade
184-0487-000	Replace Lumley Tank	\$ 1,846,222.39	Water Storage Tank Replacement Project
184-0488-000	TMTP Sludge Conveyors & Press	\$ 967,564.82	Treatment Plant Equipment Maintenance/Upgrade/Replacement
184-0493-000	Ripple Creek and Richardson Rd. PS	\$ 179,499.29	Pump Station Maintenance/Upgrade
184-0498-000	ORPS 1 Starter Replacement	\$ 11,108.49	Pump Station Maintenance/Upgrade
184-0500-000	Misc Services / Blow off	\$ 3,469.61	Blow-off installation project for dead-end water mains
184-0523-000	Caroline Ave Wall Failure	\$ 2,002.94	Landslide Stabilization and Repair
184-0528-000	Piner Water Hauling Station Drainage	\$ 6,968.35	Water Fill Station Improvements
184-0530-000	Green Street	\$ 12,252.19	Water Main Replacement Project due to high breakage and/or discolored water
184-0613-000	McCullum Pk - Cox Rd Replacement	\$ 414,292.20	Water Main Replacement Project due to high breakage and/or discolored water
184-0680-000	Craft Rd & 16" Water Main	\$ 350,580.34	Water Main Replacement Project due to high breakage and/or discolored water
184-0721-000	St. Joseph Lane WMR - Park Hills	\$ 7,675.95	Water Main Replacement Project due to high breakage and/or discolored water
184-0723-000	Donaldson Hwy 24" Corrosion	\$ 24,182.49	Water Main Corrosion Protection System
184-0742-000	Church & Faye Water Main T. Mill	\$ 16,307.55	Water Main Replacement Project due to high breakage and/or discolored water
184-0744-000	Crestview 2013 WMR	\$ 27,932.09	Water Main Replacement Project due to high breakage and/or discolored water
184-0749-000	36" Licking River Crossing Wilder	\$ 322,910.15	Water Main Redundancy Project
184-0750-000	Sub District M Kenton Co	\$ 3,403,421.53	Water Main Extension Project
184-0754-000	16" Cross Country WMR C County	\$ 60.66	Water Main Rehabilitation Project
184-0755-000	Scott Street WMR - Covington	\$ 13,387.12	Water Main Replacement Project due to high breakage and/or discolored water
184-0767-000	Wesley Dr & Three Mile WM Interconnect	\$ 44,356.00	Water Main Redundancy Project
184-0768-000	Hazen St Water Main Replacement	\$ 198,966.92	Water Main Replacement Project due to high breakage and/or discolored water
184-0772-000	Avon Dr Phase II WMR	\$ 55,127.85	Water Main Replacement Project due to high breakage and/or discolored water
184-0776-000	36" Concrete WM Slip Lining	\$ 94,716.43	Water Main Redundancy and Replacement Project due to high breakage
184-0795-000	Madison Pike 24" Hydraulic Redundancy Project	\$ 1,374,799.50	Water Main Hydraulic Improvement Project
184-0811-000	Newport WMR 15th,16th, 17th, Parkview & Main	\$ 23,102.96	Water Main Replacement Project due to high breakage and/or discolored water
184-0812-000	Newport WMR Ridge Pl & Parker Rd	\$ 19,496.72	Water Main Replacement Project due to high breakage and/or discolored water
184-0813-000	N. Ft Thomas Phase II 2015 WMR	\$ 487,352.97	Water Main Replacement Project due to high breakage and/or discolored water
184-0824-000	Latonia Lakes	\$ 1,583,143.88	Water Main Replacement Project due to high breakage and/or discolored water
184-0831-000	Altavia Avenue WMR	\$ 178,662.36	Water Main Replacement Project due to high breakage and/or discolored water
184-0834-000	Brookwood Drive WMR Phase II	\$ 426.58	Water Main Replacement Project due to high breakage and/or discolored water
184-0836-000	Blossom Ln Water Main	\$ 778,830.05	Water Main Replacement Project due to high breakage and/or discolored water
184-0837-000	Ervin Terrace & 10th Ave Dayton	\$ 15,328.50	Water Main Replacement Project due to high breakage and/or discolored water
184-0838-000	Echo Hills & Licking Pike	\$ 42,242.34	Water Main Replacement Project due to high breakage and/or discolored water
184-0840-000	Ann St Water Main	\$ 23,705.71	Water Main Replacement Project due to high breakage and/or discolored water
184-0843-000	Perimeter Dr Phase 2	\$ 255,518.25	Water Main Replacement Project due to high breakage and/or discolored water
184-0848-000	Edgewood WMR Dudley Rd	\$ 193,550.27	Water Main Replacement Project due to high breakage and/or discolored water

Northern Kentucky Water District  
 Schedule of Construction Work in Progress  
 Test Year June 30, 2018

NKWD\_PSCDR1\_4\_10-12-18  
 Rate Case 2018-00291  
 Response/Attachment to Q4  
 Witness: Rechlin

Account Number	Project Description	Balance at 6/30/2018	Notes/Description
184-0852-000	Buttermilk Pk Collins to Rogers WMR	\$ 477,179.52	Water Main Replacement Project due to high breakage and/or discolored water
184-0853-000	McHenry St & Clifton Ave WMR Newport	\$ 91,361.20	Water Main Replacement Project due to high breakage and/or discolored water
184-0855-000	Arlington Rd WM	\$ 11,700.95	Water Main Replacement Project due to high breakage and/or discolored water
184-0858-000	Erlanger Rd Phase II WMR	\$ 134,620.46	Water Main Replacement Project due to high breakage and/or discolored water
184-0859-000	Birch Ave WMR Erlanger	\$ 134,075.67	Water Main Replacement Project due to high breakage and/or discolored water
184-0860-000	Amsterdam Rd WMR Villa Hills	\$ 19,176.96	Water Main Replacement Project due to high breakage and/or discolored water
184-0861-000	Stonehouse Rd WMR	\$ 30,936.38	Water Main Replacement Project due to high breakage and/or discolored water
184-0862-000	Highland Ave WMR Ft. Mitchell	\$ 112,665.12	Water Main Replacement Project due to high breakage and/or discolored water
184-0863-000	Amsterdam Rd (morris to redwood) WMR	\$ 168,443.17	Water Main Replacement Project due to high breakage and/or discolored water
184-0864-000	Winters Lane WMR - Cold Spring	\$ 364,188.66	Water Main Replacement Project due to high breakage and/or discolored water
184-0865-000	Ripple Creek WMR - Cold Spring	\$ 20,866.71	Water Main Replacement Project due to high breakage and/or discolored water
184-0866-000	Pentland Place WMR Ft Thomas	\$ 10,702.27	Water Main Replacement Project due to high breakage and/or discolored water
184-0867-000	Alexander Circle WMR - Ft Thomas	\$ 9,038.68	Water Main Replacement Project due to high breakage and/or discolored water
184-0868-000	Brookwood North Phase	\$ 104,659.73	Water Main Replacement Project due to high breakage and/or discolored water
184-0869-000	Highland Ave - Ft. Mitchell	\$ 2,426.03	Water Main Replacement Project due to high breakage and/or discolored water
184-0870-000	Sunset Drive WMR	\$ 1,360.77	Water Main Replacement Project due to high breakage and/or discolored water
184-0999-999	clearing 184's from payroll	\$ 3,044.09	
184-4002-000	Plant Metering Upgrades	\$ 731.14	Treatment Plant Equipment Maintenance/Upgrade
184-4003-000	SCADA Improvements	\$ 118,756.02	Water System Supervisory Control and Data Acquisition Upgrade
184-4004-000	Rice Neshap backup Generator Project	\$ 23,278.82	Emergency Generator Upgrade Project
184-4005-000	TMTP Flow Meter Pit	\$ 51,450.73	Treatment Plant Equipment Maintenance/Upgrade
184-4006-000	FTTP Sedimentation Basin & Filter Valve Improvemen	\$ 335.36	Treatment Plant Equipment Maintenance/Upgrade
184-4007-000	FTTP N. Reservoir Residual Removal	\$ 36,626.54	Reservoir Maintenance/Sludge Removal Project
184-4008-000	FTTP Residuals Handling Improvements	\$ 3,897.38	Treatment Plant Equipment Maintenance/Upgrade
184-4010-000	TMTP - PAC & UV Replacement	\$ 90.63	Treatment Plant Equipment Maintenance/Upgrade
184-4011-000	FTTP Press Rehab	\$ 10,263.36	Treatment Plant Equipment Maintenance/Upgrade
184-4012-000	MTPT Clearwell Rehab & Painting	\$ 120.84	Treatment Plant Equipment Maintenance/Upgrade
184-9999-000	Accrue Capital Cost	\$ 409.66	
	Proforma Capitalized Labor	\$ 329,229.00	
		<u>\$20,799,681.46</u>	

Q5a. Provide a test-period general ledger showing account number, subaccount number, account title, subaccount title, and all entries to each account. For each entry, state the date paid, vendor name, check number used to make payment and the amount. The general ledger shall include all asset, liability, capital, income, and expense accounts that Northern Kentucky District uses. All accounts should show activity for 12 months. Show the balance in each control and all underlying subaccounts per company books.

A5a. Please refer to files:

NKWD\_PSCDR1\_5\_Test-Period General Ledger\_07.01.2017-12.31.2017

NKWD\_PSCDR1\_5\_Test-Period General Ledger\_01.01.2018-06.30.2018

Q5b. Provide the general ledger requested in Item 5.a. in Microsoft Excel spreadsheet format with all formulas intact and unprotected and with all columns and rows accessible.

A5b. Please refer to files:

NKWD\_PSCDR1\_5\_Test-Period General Ledger\_07.01.2017-12.31.2017

NKWD\_PSCDR1\_5\_Test-Period General Ledger\_01.01.2018-06.30.2018



System: HISTORICAL DETAILED T 10/5/2018 10:45:50 AM Page: 1 User Date: 10/5/2018 User ID:

Account:	From:	To:	Date:	7/1/2017	12/31/2017	Subtotal By:	No Subtotals	Include:	Posting		
Account:	108-0000-000		Description:	Accumulated Depreciation	Beginning Balance:	(\$143,081,717.73)					
Trx Date	Jrnl No.	Orig. Audit Trail	Distribution Reference		Orig. Master Number	Orig. Master Name		Debit	Credit		
7/1/2017	360,685	GLREV000000010					\$64,060.00				
7/31/2017	342,427	GLTRX00044436							\$940,000.00		
8/31/2017	344,114	GLTRX00044641							\$940,000.00		
9/29/2017	345,241	GLTRX00044808							\$940,000.00		
10/27/2017	346,749	GLTRX00044997							\$940,000.00		
11/30/2017	348,107	GLTRX00045168							\$940,000.00		
12/28/2017	349,534	GLTRX00045342							\$940,000.00		
12/31/2017	351,794	GLTRX00045677					\$601,635.90				
12/31/2017	351,795	GLTRX00045677					\$181,835.80				
12/31/2017	351,796	GLTRX00045677					\$144,892.62				
12/31/2017	351,797	GLTRX00045677					\$27,383.46				
12/31/2017	352,140	GLTRX00045722					\$113,471.35				
12/31/2017	352,175	GLTRX00045732							\$164,729.04		
12/31/2017	352,303	GLTRX00045753							\$225.46		
Totals:	Account:		Description:	Utility Plant Acq. Adj.	108-0000-000	Beginning Balance:	(\$4,671,675.37)	Ending Balance	(\$147,753,393.10)	\$1,133,279.13	\$5,804,954.50
Account:	114-0000-000		Distribution Reference		Orig. Master Number	Orig. Master Name		Debit	Credit		
Trx Date	Jrnl No.	Orig. Audit Trail									
Totals:	Account:		Description:	Acquisition Adjustement - Newport	114-0000-000	Beginning Balance:	\$0.00	Ending Balance	\$545,925.08	\$0.00	*No transactions for this account*
Account:	114-0001-000		Distribution Reference		Orig. Master Number	Orig. Master Name		Debit	Credit		
Trx Date	Jrnl No.	Orig. Audit Trail									
Totals:	Account:		Description:	AMORT. Utility Plant Acq. Adj.	114-0001-000	Beginning Balance:	\$0.00	Ending Balance	\$4,970,211.27	\$0.00	*No transactions for this account*
Account:	116-0000-000		Distribution Reference		Orig. Master Number	Orig. Master Name		Debit	Credit		
Trx Date	Jrnl No.	Orig. Audit Trail									
Totals:	Account:		Description:	Amot Acq Adj - Newport	116-0000-000	Beginning Balance:	\$0.00	Ending Balance	(\$545,925.08)	\$0.00	*No transactions for this account*
Account:	116-0001-000		Distribution Reference		Orig. Master Number	Orig. Master Name		Debit	Credit		
Trx Date	Jrnl No.	Orig. Audit Trail									
7/31/2017	342,428	GLTRX00044437								\$16,760.00	
8/31/2017	344,115	GLTRX00044642								\$16,760.00	
9/29/2017	345,242	GLTRX00044809								\$16,760.00	
10/27/2017	346,750	GLTRX00044998								\$16,760.00	
11/30/2017	348,108	GLTRX00045169								\$16,760.00	
11/30/2017	348,109	GLTRX00045170								\$0.10	
11/30/2017	348,110	GLTRX00045171								\$0.20	
12/28/2017	349,535	GLTRX00045343								\$16,760.00	
Totals:	Account:		Description:	Cash - O & M Reserve	116-0001-000	Beginning Balance:	(\$100,559.90)	Ending Balance	(\$3,115,060.17)	\$0.20	\$100,560.10
Account:	131-0001-000		Distribution Reference		Orig. Master Number	Orig. Master Name		Debit	Credit		
Trx Date	Jrnl No.	Orig. Audit Trail									
7/31/2017	342,665	GLTRX00044468						\$1,771.78			
8/31/2017	344,229	GLTRX00044675						\$1,773.48			
8/31/2017	344,231	GLTRX00044675						\$1,611.64			
9/30/2017	345,466	GLTRX00044855						\$1,717.95			
10/31/2017	347,120	GLTRX00045059						\$1,776.81			
11/30/2017	348,344	GLTRX00045212						\$1,721.11			
12/31/2017	349,807	GLTRX00045393						\$1,998.62			
12/31/2017	350,389	GLTRX00045470						\$6,345.23			

System: HISTORICAL DETAILED T 10/5/2018 10:45:50 AM Page: 2 User Date: 10/5/2018 User ID: skampsen

Account: 131-0005-000			Totals:	Account:	131-0001-000	Net Change	Ending Balance		
Trx Date	Jrnl No.	Orig. Audit Trail	Description:	Cash - Dental Benefit Checking	Beginning Balance:	\$18,716.62	\$3,631,500.36	\$18,716.62	\$0.00
			Distribution Reference		Orig. Master Number	Orig. Master Name		Debit	Credit
7/6/2017	341,414	CMXFR00000378	Bank Transfer Entry		XFR000037094	Transfer To: DENTAL BENEFITS		\$15,000.00	
7/6/2017	341,870	GLTRX00044360							\$1,537.50
7/13/2017	341,872	GLTRX00044362							\$886.90
7/17/2017	342,212	GLTRX00044405							\$3,707.00
7/17/2017	342,967	GLTRX00044499						\$3,707.00	
7/20/2017	342,674	GLTRX00044476							\$5,345.50
7/27/2017	342,673	GLTRX00044475							\$4,644.90
7/31/2017	342,966	GLTRX00044498						\$20.48	
8/3/2017	342,977	GLTRX00044504							\$2,017.10
8/10/2017	343,232	GLTRX00044536							\$4,737.05
8/10/2017	344,469	GLTRX00044708							\$91.80
8/17/2017	343,524	GLTRX00044569							\$3,153.15
8/25/2017	343,874	GLTRX00044602							\$2,937.10
8/31/2017	344,332	GLTRX00044701							\$5,210.61
8/31/2017	344,334	GLTRX00044703						\$8.37	
9/1/2017	344,151	CMXFR00000381	Bank Transfer Entry		XFR000037471	Transfer To: DENTAL BENEFITS		\$15,000.00	
9/1/2017	344,333	GLTRX00044702							\$112.50
9/7/2017	344,500	GLTRX00044729							\$1,340.97
9/15/2017	344,842	GLTRX00044770							\$2,852.30
9/21/2017	345,039	GLTRX00044785							\$3,625.30
9/28/2017	345,507	GLTRX00044868							\$3,936.95
9/29/2017	345,506	GLTRX00044867						\$7.76	
10/4/2017	345,576	CMXFR00000384	Bank Transfer Entry		XFR000037716	Transfer To: DENTAL BENEFITS		\$20,000.00	
10/5/2017	345,814	GLTRX00044911							\$3,708.20
10/9/2017	346,159	GLTRX00044937							\$4,143.10
10/19/2017	346,483	GLTRX00044967							\$5,809.10
10/26/2017	346,759	GLTRX00045009							\$3,637.65
10/31/2017	347,209	GLTRX00045070						\$10.46	
10/31/2017	347,210	GLTRX00045071							\$532.50
10/31/2017	347,211	GLTRX00045072						\$23.00	
10/31/2017	347,212	GLTRX00045073							\$36.00
11/2/2017	347,229	GLTRX00045076							\$2,329.10
11/3/2017	346,977	CMXFR00000386	Bank Transfer Entry		XFR000037890	Transfer To: DENTAL BENEFITS		\$20,000.00	
11/9/2017	347,808	GLTRX00045123							\$2,593.40
11/16/2017	347,809	GLTRX00045124							\$1,812.63
11/23/2017	348,221	GLTRX00045183							\$1,763.70
11/30/2017	348,416	GLTRX00045232							\$1,978.35
11/30/2017	348,447	GLTRX00045236						\$15.15	
12/8/2017	348,709	GLTRX00045268							\$4,543.50
12/13/2017	348,710	CMXFR00000388	Bank Transfer Entry		XFR000038135	Transfer To: DENTAL BENEFITS		\$20,000.00	
12/14/2017	349,156	GLTRX00045298							\$4,744.60
12/21/2017	349,575	GLTRX00045359							\$1,829.10
12/28/2017	349,760	GLTRX00045390							\$764.28
12/29/2017	350,011	GLTRX00045420						\$19.25	
12/30/2017	350,009	GLTRX00045418							\$151.00
Account: 131-0008-000			Totals:	Account:	131-0005-000	Net Change	Ending Balance		
Trx Date	Jrnl No.	Orig. Audit Trail	Description:	Cash - Sub District A	Beginning Balance:	\$7,298.63	\$19,838.28	\$93,811.47	\$86,512.84
			Distribution Reference		Orig. Master Number	Orig. Master Name		Debit	Credit
7/31/2017	342,669	GLTRX00044471						\$0.69	
8/31/2017	344,235	GLTRX00044678						\$0.69	
9/30/2017	345,472	GLTRX00044858						\$0.77	
10/31/2017	347,123	GLTRX00045062						\$0.70	
11/30/2017	348,349	GLTRX00045215						\$0.67	
12/31/2017	349,813	GLTRX00045396						\$0.92	
Account: 131-0009-000			Totals:	Account:	131-0008-000	Net Change	Ending Balance		
Trx Date	Jrnl No.	Orig. Audit Trail	Description:	Cash - Sub District B	Beginning Balance:	\$4.44	\$3,328.54	\$4.44	\$0.00
7/31/2017	342,668	GLTRX00044470			Orig. Master Number	Orig. Master Name		Debit	Credit
								\$0.32	

8/31/2017	344,234	GLTRX00044677							\$0.32	
9/30/2017	345,470	GLTRX00044857							\$0.33	
10/31/2017	347,122	GLTRX00045061							\$0.32	
System:	HISTORICAL DETAILED T 10/5/2018		10:45:50 AM	Page:	3	User Date:	10/5/2018	User ID:	skampsen	
N Ky Water District										
11/30/2017	348,348	GLTRX00045214							\$0.31	
12/31/2017	349,811	GLTRX00045395							\$0.39	
Account:			Totals:	Account:	131-0009-000	Net Change	Ending Balance		\$1.99	\$0.00
Trx Date	Jrnl No.	Orig. Audit Trail	Description:	Cash - Sub District R	Beginning Balance:	\$1,641.40				
			Distribution Reference		Orig. Master Number	Orig. Master Name			Debit	Credit
7/31/2017	342,664	GLTRX00044467							\$0.12	
8/31/2017	344,228	GLTRX00044674							\$0.12	
9/30/2017	345,464	GLTRX00044854							\$0.16	
10/31/2017	347,119	GLTRX00045058							\$0.12	
11/30/2017	348,343	GLTRX00045211							\$0.11	
12/31/2017	349,805	GLTRX00045392							\$0.21	
Account:			Totals:	Account:	131-0010-000	Net Change	Ending Balance		\$0.84	\$0.00
Trx Date	Jrnl No.	Orig. Audit Trail	Description:	Cash - Sub District RL	Beginning Balance:	\$4,034.53				
			Distribution Reference		Orig. Master Number	Orig. Master Name			Debit	Credit
7/31/2017	342,671	GLTRX00044473							\$0.77	
8/31/2017	344,237	GLTRX00044680							\$0.77	
9/30/2017	345,475	GLTRX00044860							\$0.89	
10/31/2017	347,125	GLTRX00045064							\$0.77	
11/30/2017	348,352	GLTRX00045217							\$0.75	
12/31/2017	349,816	GLTRX00045398							\$1.04	
Account:			Totals:	Account:	131-0011-000	Net Change	Ending Balance		\$4.99	\$0.00
Trx Date	Jrnl No.	Orig. Audit Trail	Description:	Cash - Sub District C	Beginning Balance:	\$1,092.73				
			Distribution Reference		Orig. Master Number	Orig. Master Name			Debit	Credit
7/31/2017	342,663	GLTRX00044466							\$1.04	
8/31/2017	344,226	GLTRX00044673							\$1.05	
9/30/2017	345,462	GLTRX00044853							\$1.01	
10/31/2017	347,118	GLTRX00045057							\$1.05	
11/30/2017	348,342	GLTRX00045210							\$1.01	
12/31/2017	349,803	GLTRX00045391							\$1.18	
Account:			Totals:	Account:	131-0012-000	Net Change	Ending Balance		\$6.34	\$0.00
Trx Date	Jrnl No.	Orig. Audit Trail	Description:	Cash on Hand	Beginning Balance:	\$1,133.00				
			Distribution Reference		Orig. Master Number	Orig. Master Name			Debit	Credit
Account:			Totals:	Account:	131-0013-000	Net Change	Ending Balance		\$0.00	*No transactions for this account*
Trx Date	Jrnl No.	Orig. Audit Trail	Description:	Cash - Sub-District F	Beginning Balance:	\$38.57				\$0.00
			Distribution Reference		Orig. Master Number	Orig. Master Name			Debit	Credit
7/31/2017	342,670	GLTRX00044472							\$0.04	
8/31/2017	344,236	GLTRX00044679							\$0.04	
9/30/2017	345,474	GLTRX00044859							\$0.04	
10/31/2017	347,124	GLTRX00045063							\$0.04	
10/31/2017	347,124	GLTRX00045063								\$7.50
11/30/2017	348,350	GLTRX00045216							\$0.03	
11/30/2017	348,351	GLTRX00045216							\$7.50	
12/31/2017	349,815	GLTRX00045397							\$0.04	
Account:			Totals:	Account:	131-0015-000	Net Change	Ending Balance		\$0.23	\$7.50
Trx Date	Jrnl No.	Orig. Audit Trail	Description:	Cash - Sub-District G	Beginning Balance:	\$29.21				
			Distribution Reference		Orig. Master Number	Orig. Master Name			Debit	Credit
7/31/2017	342,667	GLTRX00044469							\$0.03	
8/31/2017	344,233	GLTRX00044676							\$0.03	
9/30/2017	345,469	GLTRX00044856							\$0.03	
10/31/2017	347,121	GLTRX00045060							\$0.03	
10/31/2017	347,121	GLTRX00045060								\$7.50
11/30/2017	348,346	GLTRX00045213							\$0.02	

11/30/2017 348,347 GLTRX00045213  
 System: HISTORICAL DETAILED T 10/5/2018  
 N Ky Water District  
 12/31/2017 349,810 GLTRX00045394

10:45:50 AM

Page: 4

User Date: 10/5/2018

\$7.50  
 User ID: skampsen

\$0.03

Account: 131-0020-000

Totals:

Account:  
 Cash

131-0016-000  
 Description:  
 Beginning Balance:  
 Orig. Master Number

Net Change  
 \$0.17  
 \$17,103,873.38  
 Orig. Master Name

Ending Balance  
 \$29.38

\$7.67 \$7.50

Trx Date	Jrnl No.	Orig. Audit Trail	Distribution Reference	Orig. Master Number	Orig. Master Name	Debit	Credit
7/1/2017	342,841	CMTRX00008124	Bank Transaction Entry	DAJ000037266			\$178,485.90
7/3/2017	341,294	CMTRX00008094	Bank Transaction Entry	DAJ000037021			\$173,672.38
7/3/2017	342,143	CMTRX00008103	Bank Transaction Entry	RCT000037099		\$50,106.28	
7/3/2017	342,144	CMTRX00008103	Bank Transaction Entry	RCT000037100		\$60,373.41	
7/3/2017	342,145	CMTRX00008103	Bank Transaction Entry	RCT000037101		\$2,751.86	
7/3/2017	342,146	CMTRX00008103	Bank Transaction Entry	RCT000037102		\$14,537.79	
7/3/2017	342,147	CMTRX00008103	Bank Transaction Entry	RCT000037103		\$3,047.59	
7/3/2017	342,148	CMTRX00008103	Bank Transaction Entry	RCT000037104		\$178,485.90	
7/3/2017	342,149	CMTRX00008103	Bank Transaction Entry	RCT000037105		\$1,765.70	
7/5/2017	341,346	PMCHK00006834	Cash	90739	Kentucky State Treasurer		\$5,744.95
7/5/2017	342,150	CMTRX00008104	Bank Transaction Entry	RCT000037106		\$20,331.30	
7/5/2017	342,151	CMTRX00008104	Bank Transaction Entry	RCT000037107		\$14,708.76	
7/5/2017	342,152	CMTRX00008104	Bank Transaction Entry	RCT000037108		\$1,847.54	
7/5/2017	342,153	CMTRX00008104	Bank Transaction Entry	RCT000037109		\$9,424.77	
7/5/2017	342,154	CMTRX00008104	Bank Transaction Entry	RCT000037110		\$5,526.10	
7/5/2017	342,155	CMTRX00008104	Bank Transaction Entry	RCT000037111		\$212,591.05	
7/5/2017	342,156	CMTRX00008104	Bank Transaction Entry	RCT000037112		\$419.58	
7/5/2017	342,157	CMTRX00008104	Bank Transaction Entry	RCT000037113		\$5,701.72	
7/5/2017	342,842	CMTRX00008124	Bank Transaction Entry	IAJ000037267		\$1,955.81	
7/6/2017	341,414	CMXFR00000378	Bank Transfer Entry	XFR000037094	Transfer To: DENTAL BENEFITS		\$15,000.00
7/6/2017	342,158	CMTRX00008105	Bank Transaction Entry	RCT000037114		\$32,773.22	
7/6/2017	342,159	CMTRX00008105	Bank Transaction Entry	RCT000037115		\$31,451.49	
7/6/2017	342,160	CMTRX00008105	Bank Transaction Entry	RCT000037116		\$1,048.90	
7/6/2017	342,161	CMTRX00008105	Bank Transaction Entry	RCT000037117		\$7,932.13	
7/6/2017	342,162	CMTRX00008105	Bank Transaction Entry	RCT000037118		\$4,451.14	
7/6/2017	342,163	CMTRX00008105	Bank Transaction Entry	RCT000037119		\$301,518.98	
7/6/2017	342,164	CMTRX00008105	Bank Transaction Entry	RCT000037120		\$38,274.04	
7/6/2017	342,165	CMTRX00008105	Bank Transaction Entry	RCT000037121		\$10,410.74	
7/6/2017	342,845	CMTRX00008124	Bank Transaction Entry	DAJ000037270			\$1,900.51
7/6/2017	342,849	CMTRX00008124	Bank Transaction Entry	DAJ000037274			\$142,214.50
7/6/2017	342,858	CMTRX00008124	Bank Transaction Entry	DAJ000037283			\$1.00
7/6/2017	342,859	CMTRX00008124	Bank Transaction Entry	DAJ000037284			\$2.00
7/6/2017	342,861	CMTRX00008124	Bank Transaction Entry	IAJ000037286		\$25.00	
7/7/2017	341,500	PMVPY00001018	Cash	90541	NKYSHRM	\$250.00	
7/7/2017	341,512	PMCHK00006837	Cash	90740	Abraxis, LLC		\$815.00
7/7/2017	341,513	PMCHK00006837	Cash	90741	Around the Clock Answering Service		\$542.50
7/7/2017	341,514	PMCHK00006837	Cash	90742	Arts Rental Equipment & Supply		\$620.00
7/7/2017	341,515	PMCHK00006837	Cash	90743	AWWA		\$83.00
7/7/2017	341,516	PMCHK00006837	Cash	90744	Benton, Taylor		\$758.07
7/7/2017	341,517	PMCHK00006837	Cash	90745	BestOne, Tire & Service of Mid America, Inc.		\$191.53
7/7/2017	341,518	PMCHK00006837	Cash	90746	Bowling's Enterprise		\$100.00
7/7/2017	341,519	PMCHK00006837	Cash	90747	Brighton Truck Service		\$582.10
7/7/2017	341,520	PMCHK00006837	Cash	90748	Cahill, Jennifer		\$50.00
7/7/2017	341,521	PMCHK00006837	Cash	90749	CDW Government Inc.		\$515.45
7/7/2017	341,522	PMCHK00006837	Cash	90750	Cincinnati Bell		\$1,649.10
7/7/2017	341,523	PMCHK00006837	Cash	90751	Cincinnati Bell		\$647.78
7/7/2017	341,524	PMCHK00006837	Cash	90752	Cintas #315		\$56.30
7/7/2017	341,525	PMCHK00006837	Cash	90753	City of Cold Spring		\$243.00
7/7/2017	341,526	PMCHK00006837	Cash	90754	Clemons, Kim		\$1,423.58
7/7/2017	341,527	PMCHK00006837	Cash	90755	Crescent Springs Hardware		\$78.97
7/7/2017	341,528	PMCHK00006837	Cash	90756	Cullen Brothers LLC		\$750.00
7/7/2017	341,529	PMCHK00006837	Cash	90757	Davis, Susan		\$400.79
7/7/2017	341,530	PMCHK00006837	Cash	90758	Dixon & Associates Inc., G.		\$18,900.00
7/7/2017	341,531	PMCHK00006837	Cash	90759	Dove Data Products, Inc.		\$160.00
7/7/2017	341,532	PMCHK00006837	Cash	90760	Duke Energy		\$9,073.58
7/7/2017	341,533	PMCHK00006837	Cash	90761	E & H Integrated Systems		\$196.25

7/7/2017	341,534	PMCHK00006837	Cash	90762	Fisher Scientific	\$1,692.07			
7/7/2017	341,535	PMCHK00006837	Cash	90763	Fortiline, Inc.	\$3,370.75			
7/7/2017	341,536	PMCHK00006837	Cash	90764	Harper Oil Products Inc	\$386.21			
7/7/2017	341,537	PMCHK00006837	Cash	90765	HD Supply Waterworks, Ltd	\$14,546.25			
7/7/2017	341,538	PMCHK00006837	Cash	90766	Hodges, Nathan	\$3,134.15			
7/7/2017	341,539	PMCHK00006837	Cash	90767	Hydraflo, Inc.	\$325.00			
7/7/2017	341,540	PMCHK00006837	Cash	90768	Ideal Supplies Inc	\$110.00			
7/7/2017	341,541	PMCHK00006837	Cash	90769	Kemira Water Solutions, Inc.	\$5,023.20			
7/7/2017	341,542	PMCHK00006837	Cash	90770	KOI Enterprises, Inc	\$270.69			
7/7/2017	341,543	PMCHK00006837	Cash	90771	Kentucky State Treasurer	\$105,017.31			
7/7/2017	341,544	PMCHK00006837	Cash	90772	Len Riegler Blacktop, Inc.	\$6,933.30			
System:	HISTORICAL DETAILED T 10/5/2018		10:45:50 AM	Page:	5	User Date:	10/5/2018	User ID:	skampsen
N Ky Water District									
7/7/2017	341,545	PMCHK00006837	Cash	90773	Lloyd, Mark	\$15.00			
7/7/2017	341,546	PMCHK00006837	Cash	90774	Lowe's	\$102.61			
7/7/2017	341,547	PMCHK00006837	Cash	90775	Lykins Oil Company	\$1,103.14			
7/7/2017	341,548	PMCHK00006837	Cash	90776	Martin, Dan	\$58.83			
7/7/2017	341,549	PMCHK00006837	Cash	90777	Next Gen Cabling, Inc.	\$4,283.10			
7/7/2017	341,550	PMCHK00006837	Cash	90778	Owen Electric Cooperative Inc	\$48.36			
7/7/2017	341,551	PMCHK00006837	Cash	90779	Colleen Medert-Petty Cash	\$73.00			
7/7/2017	341,552	PMCHK00006837	Cash	90780	Pension Corporation of America	\$4,898.82			
7/7/2017	341,553	PMCHK00006837	Cash	90781	Plant Trolley, Inc., The	\$177.12			
7/7/2017	341,554	PMCHK00006837	Cash	90782	Pridestaff Financial	\$1,156.00			
7/7/2017	341,555	PMCHK00006837	Cash	90783	RUMPKE	\$60.00			
7/7/2017	341,556	PMCHK00006837	Cash	90784	Ryder, Charles	\$45.30			
7/7/2017	341,557	PMCHK00006837	Cash	90785	Sanitation District No. 1	\$2,549.60			
7/7/2017	341,558	PMCHK00006837	Cash	90786	Sanitation District No. 1	\$15.62			
7/7/2017	341,559	PMCHK00006837	Cash	90787	Jeff Schuchter	\$238.08			
7/7/2017	341,560	PMCHK00006837	Cash	90788	Southeastern Equipment Co Inc	\$494.61			
7/7/2017	341,561	PMCHK00006837	Cash	90789	Staples Advantage	\$34.78			
7/7/2017	341,562	PMCHK00006837	Cash	90790	Stoll Keenon Ogden PLLC	\$54.40			
7/7/2017	341,563	PMCHK00006837	Cash	90791	Sumerel Tire Co., Inc., Bob	\$3,657.86			
7/7/2017	341,564	PMCHK00006837	Cash	90792	Time Warner Cable	\$244.11			
7/7/2017	341,565	PMCHK00006837	Cash	90793	Travelers	\$111,568.50			
7/7/2017	341,566	PMCHK00006837	Cash	90794	Viking Supply, Inc	\$4,668.05			
7/7/2017	341,567	PMCHK00006837	Cash	90795	Wachs Company, E. H.	\$683.03			
7/7/2017	341,568	PMCHK00006837	Cash	90796	Waste Resource Management Inc.	\$1,465.92			
7/7/2017	341,569	PMCHK00006837	Cash	90797	West Bend Mutual Insurance Co.	\$102.00			
7/7/2017	341,570	PMCHK00006837	Cash	90798	Wex Bank	\$14,456.49			
7/7/2017	341,571	PMCHK00006837	Cash	90799	World at Work	\$265.00			
7/7/2017	341,572	PMCHK00006837	Cash	90800	Wylor, Jeff	\$14.32			
7/7/2017	342,166	CMTRX00008106	Bank Transaction Entry	RCT000037122		\$38,527.22			
7/7/2017	342,167	CMTRX00008106	Bank Transaction Entry	RCT000037123		\$23,458.52			
7/7/2017	342,168	CMTRX00008106	Bank Transaction Entry	RCT000037124		\$836.25			
7/7/2017	342,169	CMTRX00008106	Bank Transaction Entry	RCT000037125		\$15,039.87			
7/7/2017	342,170	CMTRX00008106	Bank Transaction Entry	RCT000037126		\$3,109.68			
7/7/2017	342,171	CMTRX00008106	Bank Transaction Entry	RCT000037127		\$271,147.82			
7/7/2017	342,172	CMTRX00008106	Bank Transaction Entry	RCT000037128		\$27,486.10			
7/10/2017	342,173	CMTRX00008107	Bank Transaction Entry	RCT000037129		\$76,400.26			
7/10/2017	342,174	CMTRX00008107	Bank Transaction Entry	RCT000037130		\$66,001.20			
7/10/2017	342,175	CMTRX00008107	Bank Transaction Entry	RCT000037131		\$5,900.80			
7/10/2017	342,176	CMTRX00008107	Bank Transaction Entry	RCT000037132		\$35,342.22			
7/10/2017	342,177	CMTRX00008107	Bank Transaction Entry	RCT000037133		\$3,877.77			
7/10/2017	342,178	CMTRX00008107	Bank Transaction Entry	RCT000037134		\$246,591.55			
7/10/2017	342,179	CMTRX00008107	Bank Transaction Entry	RCT000037135		\$5,882.28			
7/10/2017	342,180	CMTRX00008107	Bank Transaction Entry	RCT000037136		\$26,445.92			
7/10/2017	342,862	CMTRX00008124	Bank Transaction Entry	DAJ000037287				\$728.21	
7/11/2017	341,633	PMCHK00006839	Cash	90801	Kentucky State Treasurer			\$5,694.95	
7/11/2017	342,181	CMTRX00008108	Bank Transaction Entry	RCT000037137		\$17,007.14			
7/11/2017	342,182	CMTRX00008108	Bank Transaction Entry	RCT000037138		\$10,160.53			
7/11/2017	342,183	CMTRX00008108	Bank Transaction Entry	RCT000037139		\$1,442.24			
7/11/2017	342,184	CMTRX00008108	Bank Transaction Entry	RCT000037140		\$6,366.92			
7/11/2017	342,185	CMTRX00008108	Bank Transaction Entry	RCT000037141		\$3,937.95			
7/11/2017	342,186	CMTRX00008108	Bank Transaction Entry	RCT000037142		\$66,415.03			

7/11/2017	342,187	CMTRX00008108	Bank Transaction Entry	RCT000037143		\$18,275.86			
7/11/2017	342,188	CMTRX00008108	Bank Transaction Entry	RCT000037144		\$31,721.10			
7/11/2017	342,860	CMTRX00008124	Bank Transaction Entry	DAJ000037285			\$50.00		
7/12/2017	342,189	CMTRX00008109	Bank Transaction Entry	RCT000037145		\$32,010.58			
7/12/2017	342,190	CMTRX00008109	Bank Transaction Entry	RCT000037146		\$28,001.07			
7/12/2017	342,191	CMTRX00008109	Bank Transaction Entry	RCT000037147		\$2,101.52			
7/12/2017	342,192	CMTRX00008109	Bank Transaction Entry	RCT000037148		\$13,490.86			
7/12/2017	342,193	CMTRX00008109	Bank Transaction Entry	RCT000037149		\$3,560.42			
7/12/2017	342,194	CMTRX00008109	Bank Transaction Entry	RCT000037150		\$102,746.46			
7/12/2017	342,195	CMTRX00008109	Bank Transaction Entry	RCT000037151		\$13,977.03			
7/13/2017	342,196	CMTRX00008110	Bank Transaction Entry	RCT000037152		\$31,707.35			
7/13/2017	342,197	CMTRX00008110	Bank Transaction Entry	RCT000037153		\$22,095.92			
7/13/2017	342,198	CMTRX00008110	Bank Transaction Entry	RCT000037154		\$3,068.19			
7/13/2017	342,199	CMTRX00008110	Bank Transaction Entry	RCT000037155		\$33,718.00			
7/13/2017	342,200	CMTRX00008110	Bank Transaction Entry	RCT000037156		\$1,660.53			
7/13/2017	342,201	CMTRX00008110	Bank Transaction Entry	RCT000037157		\$20,963.98			
7/13/2017	342,202	CMTRX00008110	Bank Transaction Entry	RCT000037158		\$21,491.07			
7/13/2017	342,203	CMTRX00008110	Bank Transaction Entry	RCT000037159		\$4,290.22			
7/13/2017	342,846	CMTRX00008124	Bank Transaction Entry	DAJ000037271			\$446.87		
7/13/2017	342,850	CMTRX00008124	Bank Transaction Entry	DAJ000037275			\$140,933.83		
7/14/2017	341,759	PMCHK00006840	Cash	90802	A-1 Electric Motor Service		\$402.25		
7/14/2017	341,760	PMCHK00006840	Cash	90803	Arts Rental Equipment & Supply		\$3,287.00		
7/14/2017	341,761	PMCHK00006840	Cash	90804	A & S Electric Supply, Inc.		\$59.06		
System:	HISTORICAL DETAILED T 10/5/2018		10:45:50 AM	Page:	6	User Date:	10/5/2018	User ID:	skampsen
N Ky Water District									
7/14/2017	341,762	PMCHK00006840	Cash	90805	Badger Meter, Inc		\$81.00		
7/14/2017	341,763	PMCHK00006840	Cash	90806	B C Engineering Co		\$1,169.00		
7/14/2017	341,764	PMCHK00006840	Cash	90807	BestOne, Tire & Service of Mid America, Inc.		\$146.65		
7/14/2017	341,765	PMCHK00006840	Cash	90808	Best Way Disposal		\$644.50		
7/14/2017	341,766	PMCHK00006840	Cash	90809	Blue Chip Express & Courier Service		\$200.00		
7/14/2017	341,767	PMCHK00006840	Cash	90810	Boone-Kenton Lumber Supply Co.		\$1,085.00		
7/14/2017	341,768	PMCHK00006840	Cash	90811	Bray Trucking Inc.		\$6,574.90		
7/14/2017	341,769	PMCHK00006840	Cash	90812	Burgess & Niple		\$1,926.61		
7/14/2017	341,770	PMCHK00006840	Cash	90813	Business Courier		\$100.00		
7/14/2017	341,771	PMCHK00006840	Cash	90814	Bushelman, Rita		\$36.65		
7/14/2017	341,772	PMCHK00006840	Cash	90815	CDW Government Inc.		\$1,597.23		
7/14/2017	341,773	PMCHK00006840	Cash	90816	Cincinnati Bell		\$9,567.76		
7/14/2017	341,774	PMCHK00006840	Cash	90817	Cintas #315		\$1,396.08		
7/14/2017	341,775	PMCHK00006840	Cash	90818	City of Edgewood		\$265.00		
7/14/2017	341,776	PMCHK00006840	Cash	90819	Crescent Springs Hardware		\$410.99		
7/14/2017	341,777	PMCHK00006840	Cash	90820	Crone's Auto Body Inc.		\$665.33		
7/14/2017	341,778	PMCHK00006840	Cash	90821	Donley Concrete Cutting		\$650.00		
7/14/2017	341,779	PMCHK00006840	Cash	90822	Doud, Beth		\$25.00		
7/14/2017	341,780	PMCHK00006840	Cash	90823	Dove Data Products, Inc.		\$398.00		
7/14/2017	341,781	PMCHK00006840	Cash	90824	Duke Energy		\$42,291.19		
7/14/2017	341,782	PMCHK00006840	Cash	90825	EDI, Inc.		\$3,000.00		
7/14/2017	341,783	PMCHK00006840	Cash	90826	Erlanger Post Office		\$314.00		
7/14/2017	341,784	PMCHK00006840	Cash	90827	Fastenal Company		\$19.02		
7/14/2017	341,785	PMCHK00006840	Cash	90828	Fedders Feed Co., J. H.		\$67.95		
7/14/2017	341,786	PMCHK00006840	Cash	90829	Fifth Third Bank-Visa		\$9,795.77		
7/14/2017	341,787	PMCHK00006840	Cash	90830	Florence Winwater Works		\$9,062.48		
7/14/2017	341,788	PMCHK00006840	Cash	90831	Flynn Metering Systems		\$542.89		
7/14/2017	341,789	PMCHK00006840	Cash	90832	Fortiline, Inc.		\$1,357.25		
7/14/2017	341,790	PMCHK00006840	Cash	90833	Graybar Electric Co Inc		\$326.21		
7/14/2017	341,791	PMCHK00006840	Cash	90834	Hall's Paving & Sealing, Inc.		\$1,833.60		
7/14/2017	341,792	PMCHK00006840	Cash	90835	Hamilton Wiping Cloth Co.		\$381.15		
7/14/2017	341,793	PMCHK00006840	Cash	90836	Harp, Mark		\$194.47		
7/14/2017	341,794	PMCHK00006840	Cash	90837	HD Supply Waterworks, Ltd		\$236.20		
7/14/2017	341,795	PMCHK00006840	Cash	90838	Ideal Supplies Inc		\$4,510.00		
7/14/2017	341,796	PMCHK00006840	Cash	90839	Jacks Glass Inc		\$124.95		
7/14/2017	341,797	PMCHK00006840	Cash	90840	Janell Inc.		\$17.92		
7/14/2017	341,798	PMCHK00006840	Cash	90841	Johnson Electric Supply Co., The		\$34.00		
7/14/2017	341,799	PMCHK00006840	Cash	90842	Kemira Water Solutions, Inc.		\$4,967.04		
7/14/2017	341,800	PMCHK00006840	Cash	90843	KOI Enterprises, Inc		\$210.96		

7/14/2017	341,801	PMCHK00006840	Cash	90844	Layne Christensen Company	\$1,600.00		
7/14/2017	341,802	PMCHK00006840	Cash	90845	Literature Fulfillment Services	\$18,716.23		
7/14/2017	341,803	PMCHK00006840	Cash	90846	Lowe's	\$303.91		
7/14/2017	341,804	PMCHK00006840	Cash	90847	Lykins Oil Company	\$1,899.35		
7/14/2017	341,805	PMCHK00006840	Cash	90848	Microsoft	\$200.51		
7/14/2017	341,806	PMCHK00006840	Cash	90849	Mobilcomm Inc.	\$963.00		
7/14/2017	341,807	PMCHK00006840	Cash	90850	Mosaic	\$7,266.58		
7/14/2017	341,808	PMCHK00006840	Cash	90851	Owen Electric Cooperative Inc	\$14,761.00		
7/14/2017	341,809	PMCHK00006840	Cash	90852	Res/Comm Security Systems Inc.	\$306.00		
7/14/2017	341,810	PMCHK00006840	Cash	90853	Richie Trucking	\$1,625.00		
7/14/2017	341,811	PMCHK00006840	Cash	90854	R & M Welding Products Inc	\$284.35		
7/14/2017	341,812	PMCHK00006840	Cash	90855	Rodney Miles Body Shop	\$3,500.00		
7/14/2017	341,813	PMCHK00006840	Cash	90856	RUMPKE	\$83.37		
7/14/2017	341,814	PMCHK00006840	Cash	90857	Sanitation District No. 1	\$37.80		
7/14/2017	341,815	PMCHK00006840	Cash	90858	Seiter Farms Inc.	\$125.00		
7/14/2017	341,816	PMCHK00006840	Cash	90859	Southern States	\$141.78		
7/14/2017	341,817	PMCHK00006840	Cash	90860	Sterling Materials, LLC	\$843.41		
7/14/2017	341,818	PMCHK00006840	Cash	90861	Sumerel Tire Co., Inc., Bob	\$503.01		
7/14/2017	341,819	PMCHK00006840	Cash	90862	The Cincinnati Air	\$4,660.00		
7/14/2017	341,820	PMCHK00006840	Cash	90863	Trane U.S., Inc.	\$4,000.80		
7/14/2017	341,821	PMCHK00006840	Cash	90864	United Way of Greater Cinti	\$1,397.79		
7/14/2017	341,822	PMCHK00006840	Cash	90865	Univar USA Inc.	\$18,727.62		
7/14/2017	341,823	PMCHK00006840	Cash	90866	Verizon Wireless	\$7,721.99		
7/14/2017	341,824	PMCHK00006840	Cash	90867	Vivial	\$620.15		
7/14/2017	341,825	PMCHK00006840	Cash	90868	Waste Resource Management Inc.	\$400.64		
7/14/2017	341,826	PMCHK00006840	Cash	90869	Wildman Corporate Apparel	\$74.00		
7/14/2017	341,827	PMCHK00006840	Cash	90870	Wright, Jennifer	\$176.82		
7/14/2017	342,204	CMTRX00008111	Bank Transaction Entry	RCT000037160		\$20,345.18		
7/14/2017	342,205	CMTRX00008111	Bank Transaction Entry	RCT000037161		\$34,882.55		
7/14/2017	342,206	CMTRX00008111	Bank Transaction Entry	RCT000037162		\$398.68		
7/14/2017	342,207	CMTRX00008111	Bank Transaction Entry	RCT000037163		\$8,010.64		
7/14/2017	342,208	CMTRX00008111	Bank Transaction Entry	RCT000037164		\$2,406.57		
7/14/2017	342,209	CMTRX00008111	Bank Transaction Entry	RCT000037165		\$150,217.09		
7/14/2017	342,210	CMTRX00008111	Bank Transaction Entry	RCT000037166		\$2,404.72		
7/17/2017	342,295	CMTRX00008113	Bank Transaction Entry	RCT000037168		\$48,473.68		
System:	HISTORICAL DETAILED T 10/5/2018	10:45:50 AM	Page:	7	User Date:	10/5/2018	User ID:	skampsen
N Ky Water District								
7/17/2017	342,296	CMTRX00008113	Bank Transaction Entry	RCT000037169		\$36,209.11		
7/17/2017	342,297	CMTRX00008113	Bank Transaction Entry	RCT000037170		\$1,429.42		
7/17/2017	342,298	CMTRX00008113	Bank Transaction Entry	RCT000037171		\$15,496.39		
7/17/2017	342,299	CMTRX00008113	Bank Transaction Entry	RCT000037172		\$2,788.90		
7/17/2017	342,300	CMTRX00008113	Bank Transaction Entry	RCT000037173		\$100,983.68		
7/17/2017	342,301	CMTRX00008113	Bank Transaction Entry	RCT000037174		\$335.27		
7/17/2017	342,302	CMTRX00008113	Bank Transaction Entry	RCT000037175		\$3,234.57		
7/17/2017	342,854	CMTRX00008124	Bank Transaction Entry	DAJ000037279			\$16,930.35	
7/17/2017	342,863	CMTRX00008124	Bank Transaction Entry	DAJ000037288			\$1,091.41	
7/18/2017	341,828	CMTRX00008100	Bank Transaction Entry	DAJ000037095			\$139,545.23	
7/18/2017	341,865	PMCHK00006841	Cash	90871	Kentucky State Treasurer	\$5,694.95		
7/18/2017	341,867	CMXFR00000379	Bank Transfer Entry	XFR000037097	Transfer To: 5/3RD P&I	\$1,750,000.00		
7/18/2017	342,332	CMTRX00008114	Bank Transaction Entry	RCT000037176		\$16,777.37		
7/18/2017	342,333	CMTRX00008114	Bank Transaction Entry	RCT000037177		\$11,112.27		
7/18/2017	342,334	CMTRX00008114	Bank Transaction Entry	RCT000037178		\$1,218.07		
7/18/2017	342,335	CMTRX00008114	Bank Transaction Entry	RCT000037179		\$8,498.70		
7/18/2017	342,336	CMTRX00008114	Bank Transaction Entry	RCT000037180		\$4,701.88		
7/18/2017	342,337	CMTRX00008114	Bank Transaction Entry	RCT000037181		\$450,827.09		
7/18/2017	342,338	CMTRX00008114	Bank Transaction Entry	RCT000037182		\$33,237.04		
7/18/2017	342,339	CMTRX00008114	Bank Transaction Entry	RCT000037183		\$5,777.58		
7/19/2017	342,340	CMTRX00008115	Bank Transaction Entry	RCT000037184		\$39,190.34		
7/19/2017	342,341	CMTRX00008115	Bank Transaction Entry	RCT000037185		\$31,220.78		
7/19/2017	342,342	CMTRX00008115	Bank Transaction Entry	RCT000037186		\$3,778.54		
7/19/2017	342,343	CMTRX00008115	Bank Transaction Entry	RCT000037187		\$13,632.37		
7/19/2017	342,344	CMTRX00008115	Bank Transaction Entry	RCT000037188		\$1,573.85		
7/19/2017	342,345	CMTRX00008115	Bank Transaction Entry	RCT000037189		\$280,407.50		
7/19/2017	342,346	CMTRX00008115	Bank Transaction Entry	RCT000037190		\$2,101.38		

7/19/2017	342,347	CMTRX00008115	Bank Transaction Entry	RCT000037191		\$3,574.93		
7/20/2017	342,044	PMCHK00006846	Cash	90872	Abraxis, LLC		\$1,205.00	
7/20/2017	342,045	PMCHK00006846	Cash	90873	AccuStandard, Inc.		\$882.11	
7/20/2017	342,046	PMCHK00006846	Cash	90874	AMTEC		\$1,200.00	
7/20/2017	342,047	PMCHK00006846	Cash	90875	Analytical Services Inc		\$532.00	
7/20/2017	342,048	PMCHK00006846	Cash	90876	Appraisal Company The		\$900.00	
7/20/2017	342,049	PMCHK00006846	Cash	90877	Arts Rental Equipment & Supply		\$570.00	
7/20/2017	342,050	PMCHK00006846	Cash	90878	Badger Daylighting Corp.		\$995.00	
7/20/2017	342,051	PMCHK00006846	Cash	90879	BestOne, Tire & Service of Mid America, Inc.		\$87.43	
7/20/2017	342,052	PMCHK00006846	Cash	90880	Biederman Co., Inc., R.P.		\$81.00	
7/20/2017	342,053	PMCHK00006846	Cash	90881	CDW Government Inc.		\$1,024.96	
7/20/2017	342,054	PMCHK00006846	Cash	90882	Century 21 Garner Prop		\$13.62	
7/20/2017	342,055	PMCHK00006846	Cash	90883	CE Power Solutions, LLC		\$28,865.00	
7/20/2017	342,056	PMCHK00006846	Cash	90884	Cincinnati Bell		\$900.62	
7/20/2017	342,057	PMCHK00006846	Cash	90885	Cincinnati State College		\$598.00	
7/20/2017	342,058	PMCHK00006846	Cash	90886	Combined Public Comm.		\$782.33	
7/20/2017	342,059	PMCHK00006846	Cash	90887	Crescent Springs Hardware		\$61.28	
7/20/2017	342,060	PMCHK00006846	Cash	90888	Matthew Dirheimer		\$34.51	
7/20/2017	342,061	PMCHK00006846	Cash	90889	Dons Garage Inc		\$371.00	
7/20/2017	342,062	PMCHK00006846	Cash	90890	Duke Energy		\$82,619.24	
7/20/2017	342,063	PMCHK00006846	Cash	90891	Fastenal Company		\$887.23	
7/20/2017	342,064	PMCHK00006846	Cash	90892	Fisher Scientific		\$289.86	
7/20/2017	342,065	PMCHK00006846	Cash	90893	Florence Winwater Works		\$5,673.60	
7/20/2017	342,066	PMCHK00006846	Cash	90894	Flynn Metering Systems		\$399.74	
7/20/2017	342,067	PMCHK00006846	Cash	90895	Fortiline, Inc.		\$3,471.87	
7/20/2017	342,068	PMCHK00006846	Cash	90896	Gannett Fleming Companies, Inc.		\$2,817.50	
7/20/2017	342,069	PMCHK00006846	Cash	90897	Grainger		\$248.88	
7/20/2017	342,070	PMCHK00006846	Cash	90898	Hach Company		\$2,173.19	
7/20/2017	342,071	PMCHK00006846	Cash	90899	Hall's Paving & Sealing, Inc.		\$3,481.65	
7/20/2017	342,072	PMCHK00006846	Cash	90900	HD Supply Waterworks, Ltd		\$14,248.00	
7/20/2017	342,073	PMCHK00006846	Cash	90901	Hughes, PSC., John N.		\$11,550.00	
7/20/2017	342,074	PMCHK00006846	Cash	90902	Human Resource Profile Inc		\$45.00	
7/20/2017	342,075	PMCHK00006846	Cash	90903	Humana Dental Ins. Co.		\$1,027.50	
7/20/2017	342,076	PMCHK00006846	Cash	90904	Janell Inc.		\$215.70	
7/20/2017	342,077	PMCHK00006846	Cash	90905	Johnson Electric Supply Co., The		\$160.98	
7/20/2017	342,078	PMCHK00006846	Cash	90906	Kampsen, Stacey		\$995.83	
7/20/2017	342,079	PMCHK00006846	Cash	90907	Kemper Inc Richard G		\$128.88	
7/20/2017	342,080	PMCHK00006846	Cash	90908	Kemira Water Solutions, Inc.		\$10,333.61	
7/20/2017	342,081	PMCHK00006846	Cash	90909	KOI Enterprises, Inc		\$35.41	
7/20/2017	342,082	PMCHK00006846	Cash	90910	Kentucky FluidAir		\$15.89	
7/20/2017	342,083	PMCHK00006846	Cash	90911	Klingenbergs - Covington		\$35.49	
7/20/2017	342,084	PMCHK00006846	Cash	90912	Kramer, Amy		\$80.25	
7/20/2017	342,085	PMCHK00006846	Cash	90913	Lawn Systems, Inc.		\$11,998.00	
7/20/2017	342,086	PMCHK00006846	Cash	90914	Len Riegler Blacktop, Inc.		\$7,646.10	
7/20/2017	342,087	PMCHK00006846	Cash	90915	Lincoln National Life Insurance Co.		\$5,640.94	
7/20/2017	342,088	PMCHK00006846	Cash	90916	Lowe's		\$824.81	
7/20/2017	342,089	PMCHK00006846	Cash	90917	Lykins Oil Company		\$1,473.60	
System:	HISTORICAL DETAILED T 10/5/2018	10:45:50 AM	Page:	8	User Date:	10/5/2018	User ID:	skampsen
N Ky Water District								
7/20/2017	342,090	PMCHK00006846	Cash	90918	Mark's Garage		\$804.72	
7/20/2017	342,091	PMCHK00006846	Cash	90919	Matheson Tri-Gas, Inc.		\$189.75	
7/20/2017	342,092	PMCHK00006846	Cash	90920	Microsoft		\$14.72	
7/20/2017	342,093	PMCHK00006846	Cash	90921	Mills Fence Co., Inc.		\$1,485.00	
7/20/2017	342,094	PMCHK00006846	Cash	90922	Minuteman/Design Press		\$457.00	
7/20/2017	342,095	PMCHK00006846	Cash	90923	Mine Safety Appliances Co. LLC		\$463.82	
7/20/2017	342,096	PMCHK00006846	Cash	90924	Mobilcomm Inc.		\$506.63	
7/20/2017	342,097	PMCHK00006846	Cash	90925	Morris, Jessica		\$169.10	
7/20/2017	342,098	PMCHK00006846	Cash	90926	Mower Express, Inc.		\$35.92	
7/20/2017	342,099	PMCHK00006846	Cash	90927	Ohio Valley Gasket		\$1,471.66	
7/20/2017	342,100	PMCHK00006846	Cash	90928	Orr Safety Corporation		\$1,379.69	
7/20/2017	342,101	PMCHK00006846	Cash	90929	Owen Electric Cooperative Inc		\$99.64	
7/20/2017	342,102	PMCHK00006846	Cash	90930	Phenova		\$1,809.75	
7/20/2017	342,103	PMCHK00006846	Cash	90931	Pridestaff Financial		\$2,448.00	
7/20/2017	342,104	PMCHK00006846	Cash	90932	Randy's Rugged Wear		\$2,089.93	



7/20/2017	342,105	PMCHK00006846	Cash	90933	Raynmaster Lawn Sprinklers		\$84.00
7/20/2017	342,106	PMCHK00006846	Cash	90934	RNK Environmental Inc		\$303.00
7/20/2017	342,107	PMCHK00006846	Cash	90935	Sanitation District No. 1		\$302.03
7/20/2017	342,108	PMCHK00006846	Cash	90936	Sigma-Aldrich Inc		\$146.56
7/20/2017	342,109	PMCHK00006846	Cash	90937	Silco Fire Protection Co		\$647.00
7/20/2017	342,110	PMCHK00006846	Cash	90938	Specialized Plumbing Parts Supply		\$33.97
7/20/2017	342,111	PMCHK00006846	Cash	90939	Staffmark		\$756.00
7/20/2017	342,112	PMCHK00006846	Cash	90940	St. Elizabeth Business Health		\$831.00
7/20/2017	342,113	PMCHK00006846	Cash	90941	St. Elizabeth Medical Center		\$962.50
7/20/2017	342,114	PMCHK00006846	Cash	90942	Sterling Materials, LLC		\$14,970.07
7/20/2017	342,115	PMCHK00006846	Cash	90943	Stoll Keenon Ogden PLLC		\$4,120.90
7/20/2017	342,116	PMCHK00006846	Cash	90944	Supply Post Business Products		\$63.90
7/20/2017	342,117	PMCHK00006846	Cash	90945	Time Warner Cable		\$110.00
7/20/2017	342,118	PMCHK00006846	Cash	90946	Trauth Homes Inc		\$750.00
7/20/2017	342,119	PMCHK00006846	Cash	90947	Ultra Scientific Analytical Solutions		\$555.76
7/20/2017	342,120	PMCHK00006846	Cash	90948	Univar USA Inc.		\$2,641.78
7/20/2017	342,121	PMCHK00006846	Cash	90949	United Rentals		\$538.50
7/20/2017	342,122	PMCHK00006846	Cash	90950	United Healthcare Insurance		\$261,239.20
7/20/2017	342,123	PMCHK00006846	Cash	90951	United Window Cleaning Co., Inc.		\$40.00
7/20/2017	342,124	PMCHK00006846	Cash	90952	USALCO		\$12,166.12
7/20/2017	342,125	PMCHK00006846	Cash	90953	US Bank Equipment Finance		\$1,076.70
7/20/2017	342,126	PMCHK00006846	Cash	90954	Utility Sales Agency		\$1,101.10
7/20/2017	342,127	PMCHK00006846	Cash	90955	Vertical Systems Elevator		\$256.79
7/20/2017	342,128	PMCHK00006846	Cash	90956	Wagner, Douglas		\$613.45
7/20/2017	342,129	PMCHK00006846	Cash	90957	Wessel Lawncare & Landscaping		\$2,543.36
7/20/2017	342,130	PMCHK00006846	Cash	90958	Wildier Winnelson		\$35.34
7/20/2017	342,131	PMCHK00006846	Cash	90959	Wildman Corporate Apparel		\$69.54
7/20/2017	342,348	CMTRX00008116	Bank Transaction Entry	RCT000037192		\$21,654.66	
7/20/2017	342,349	CMTRX00008116	Bank Transaction Entry	RCT000037193		\$25,001.61	
7/20/2017	342,350	CMTRX00008116	Bank Transaction Entry	RCT000037194		\$324.12	
7/20/2017	342,351	CMTRX00008116	Bank Transaction Entry	RCT000037195		\$8,190.87	
7/20/2017	342,352	CMTRX00008116	Bank Transaction Entry	RCT000037196		\$4,348.10	
7/20/2017	342,353	CMTRX00008116	Bank Transaction Entry	RCT000037197		\$69,583.19	
7/20/2017	342,354	CMTRX00008116	Bank Transaction Entry	RCT000037198		\$9,765.15	
7/20/2017	342,847	CMTRX00008124	Bank Transaction Entry	DAJ000037272			\$455.09
7/20/2017	342,851	CMTRX00008124	Bank Transaction Entry	DAJ000037276			\$144,112.03
7/21/2017	342,133	PMCHK00006847	Cash	90960	Bowling, Derek		\$119.52
7/21/2017	342,135	PMCHK00006848	Cash	90961	Murphy, Brad		\$476.13
7/21/2017	342,355	CMTRX00008117	Bank Transaction Entry	RCT000037199		\$22,541.88	
7/21/2017	342,356	CMTRX00008117	Bank Transaction Entry	RCT000037200		\$14,154.11	
7/21/2017	342,357	CMTRX00008117	Bank Transaction Entry	RCT000037201		\$262.12	
7/21/2017	342,358	CMTRX00008117	Bank Transaction Entry	RCT000037202		\$6,277.92	
7/21/2017	342,359	CMTRX00008117	Bank Transaction Entry	RCT000037203		\$999.96	
7/21/2017	342,360	CMTRX00008117	Bank Transaction Entry	RCT000037204		\$104,351.56	
7/21/2017	342,361	CMTRX00008117	Bank Transaction Entry	RCT000037205		\$5,205.66	
7/21/2017	342,855	CMTRX00008124	Bank Transaction Entry	DAJ000037280			\$1,961.35
7/24/2017	342,142	PMCHK00006849	Cash	90962	Kentucky State Treasurer		\$5,584.95
7/24/2017	342,362	CMTRX00008118	Bank Transaction Entry	RCT000037206		\$41,775.44	
7/24/2017	342,363	CMTRX00008118	Bank Transaction Entry	RCT000037207		\$31,694.05	
7/24/2017	342,364	CMTRX00008118	Bank Transaction Entry	RCT000037208		\$1,797.29	
7/24/2017	342,365	CMTRX00008118	Bank Transaction Entry	RCT000037209		\$13,935.79	
7/24/2017	342,366	CMTRX00008118	Bank Transaction Entry	RCT000037210		\$2,736.59	
7/24/2017	342,367	CMTRX00008118	Bank Transaction Entry	RCT000037211		\$192,089.90	
7/24/2017	342,368	CMTRX00008118	Bank Transaction Entry	RCT000037212		\$7,649.27	
7/24/2017	342,369	CMTRX00008118	Bank Transaction Entry	RCT000037213		\$10,390.26	
7/24/2017	342,857	CMTRX00008124	Bank Transaction Entry	DAJ000037282			\$0.75
7/25/2017	342,211	CMTRX00008112	Bank Transaction Entry	DAJ000037167			\$114,538.92
7/25/2017	342,616	CMTRX00008119	Bank Transaction Entry	RCT000037214		\$16,116.51	
7/25/2017	342,617	CMTRX00008119	Bank Transaction Entry	RCT000037215		\$11,255.81	
System:	HISTORICAL DETAILED T 10/5/2018		10:45:50 AM	Page:	9	User Date:	10/5/2018
						User ID:	skampsen
N Ky Water District							
7/25/2017	342,618	CMTRX00008119	Bank Transaction Entry	RCT000037216		\$716.92	
7/25/2017	342,619	CMTRX00008119	Bank Transaction Entry	RCT000037217		\$6,542.89	
7/25/2017	342,620	CMTRX00008119	Bank Transaction Entry	RCT000037218		\$2,275.99	

7/25/2017	342,621	CMTRX00008119	Bank Transaction Entry	RCT000037219		\$90,016.46	
7/25/2017	342,622	CMTRX00008119	Bank Transaction Entry	RCT000037220		\$5,004.51	
7/25/2017	342,623	CMTRX00008119	Bank Transaction Entry	RCT000037221		\$10,457.58	
7/25/2017	342,864	CMTRX00008124	Bank Transaction Entry	DAJ000037289			\$323.44
7/26/2017	342,624	CMTRX00008120	Bank Transaction Entry	RCT000037222		\$29,087.14	
7/26/2017	342,625	CMTRX00008120	Bank Transaction Entry	RCT000037223		\$21,567.59	
7/26/2017	342,626	CMTRX00008120	Bank Transaction Entry	RCT000037224		\$1,221.47	
7/26/2017	342,627	CMTRX00008120	Bank Transaction Entry	RCT000037225		\$13,374.94	
7/26/2017	342,628	CMTRX00008120	Bank Transaction Entry	RCT000037226		\$946.86	
7/26/2017	342,629	CMTRX00008120	Bank Transaction Entry	RCT000037227		\$103,033.56	
7/26/2017	342,630	CMTRX00008120	Bank Transaction Entry	RCT000037228		\$22,478.61	
7/26/2017	342,631	CMTRX00008120	Bank Transaction Entry	RCT000037229		\$2,647.51	
7/27/2017	342,277	PMVPY00001020	Cash	90516	Huff, Brian	\$125.71	
7/27/2017	342,280	PMVPY00001021	Cash	90551	Spears, Norvil	\$87.53	
7/27/2017	342,292	PMVPY00001022	Cash	90145	TrinSoft, LLC	\$42.50	
7/27/2017	342,632	CMTRX00008121	Bank Transaction Entry	RCT000037230		\$29,399.56	
7/27/2017	342,633	CMTRX00008121	Bank Transaction Entry	RCT000037231		\$20,512.98	
7/27/2017	342,634	CMTRX00008121	Bank Transaction Entry	RCT000037232		\$2,813.20	
7/27/2017	342,635	CMTRX00008121	Bank Transaction Entry	RCT000037233		\$14,669.46	
7/27/2017	342,636	CMTRX00008121	Bank Transaction Entry	RCT000037234		\$3,003.28	
7/27/2017	342,637	CMTRX00008121	Bank Transaction Entry	RCT000037235		\$83,629.58	
7/27/2017	342,638	CMTRX00008121	Bank Transaction Entry	RCT000037236		\$54,005.62	
7/27/2017	342,848	CMTRX00008124	Bank Transaction Entry	DAJ000037273			\$441.35
7/27/2017	342,852	CMTRX00008124	Bank Transaction Entry	DAJ000037277			\$141,114.41
7/27/2017	342,856	CMTRX00008124	Bank Transaction Entry	DAJ000037281			\$1,495.26
7/28/2017	342,432	PMCHK00006853	Cash	90963	4 Seasons Grounds Management	\$176.50	
7/28/2017	342,433	PMCHK00006853	Cash	90964	ADS Environmental Services	\$750.00	
7/28/2017	342,434	PMCHK00006853	Cash	90965	Affordable Window-N-Glass	\$330.00	
7/28/2017	342,435	PMCHK00006853	Cash	90966	A-One Pallet Distributing Inc.	\$205.50	
7/28/2017	342,436	PMCHK00006853	Cash	90967	Arc American	\$173.80	
7/28/2017	342,437	PMCHK00006853	Cash	90968	Arts Rental Equipment & Supply	\$1,038.35	
7/28/2017	342,438	PMCHK00006853	Cash	90969	Beach, Mark	\$29.95	
7/28/2017	342,439	PMCHK00006853	Cash	90970	Bergeson, Cole	\$195.99	
7/28/2017	342,440	PMCHK00006853	Cash	90971	Bluegrass Paving	\$29,077.31	
7/28/2017	342,441	PMCHK00006853	Cash	90972	Brantley, Tatesha	\$17.52	
7/28/2017	342,442	PMCHK00006853	Cash	90973	Burge, Jachole	\$33.73	
7/28/2017	342,443	PMCHK00006853	Cash	90974	Cain, Brendan	\$19.47	
7/28/2017	342,444	PMCHK00006853	Cash	90975	Carlotta, Italia	\$15.21	
7/28/2017	342,445	PMCHK00006853	Cash	90976	CBT Company	\$191.70	
7/28/2017	342,446	PMCHK00006853	Cash	90977	CDW Government Inc.	\$1,310.20	
7/28/2017	342,447	PMCHK00006853	Cash	90978	Cheek, Jason	\$60.90	
7/28/2017	342,448	PMCHK00006853	Cash	90979	Cincinnati Bell	\$4,498.85	
7/28/2017	342,449	PMCHK00006853	Cash	90980	Cincinnati Bell Any Distance	\$126.77	
7/28/2017	342,450	PMCHK00006853	Cash	90981	Cintas #315	\$1,902.63	
7/28/2017	342,451	PMCHK00006853	Cash	90982	Crescent Springs Hardware	\$63.94	
7/28/2017	342,452	PMCHK00006853	Cash	90983	Data Strategy	\$1,950.40	
7/28/2017	342,453	PMCHK00006853	Cash	90984	Davey Tree Expert Co., The	\$4,320.00	
7/28/2017	342,454	PMCHK00006853	Cash	90985	Dixon Engineering, Inc.	\$12,086.75	
7/28/2017	342,455	PMCHK00006853	Cash	90986	Duke Energy	\$29,973.83	
7/28/2017	342,456	PMCHK00006853	Cash	90987	Eilerman, Kim	\$39.18	
7/28/2017	342,457	PMCHK00006853	Cash	90988	Environmental Resource Assoc	\$136.68	
7/28/2017	342,458	PMCHK00006853	Cash	90989	Evans Landscaping	\$345.86	
7/28/2017	342,459	PMCHK00006853	Cash	90990	Farris, Carole	\$93.41	
7/28/2017	342,460	PMCHK00006853	Cash	90991	Federal Express	\$48.59	
7/28/2017	342,461	PMCHK00006853	Cash	90992	Ferguson Waterworks	\$333.00	
7/28/2017	342,462	PMCHK00006853	Cash	90993	Fisher Scientific	\$1,134.46	
7/28/2017	342,463	PMCHK00006853	Cash	90994	Florence Hardware & Industrial Supply	\$95.98	
7/28/2017	342,464	PMCHK00006853	Cash	90995	Fortiline, Inc.	\$316.56	
7/28/2017	342,465	PMCHK00006853	Cash	90996	Frommeyer, David	\$48.20	
7/28/2017	342,466	PMCHK00006853	Cash	90997	Geiger, Patrick	\$110.39	
7/28/2017	342,467	PMCHK00006853	Cash	90998	Ghantous, Brenda	\$72.72	
7/28/2017	342,468	PMCHK00006853	Cash	90999	Groneck, Chris	\$102.26	
7/28/2017	342,469	PMCHK00006853	Cash	91000	Hall's Paving & Sealing, Inc.	\$1,674.85	
7/28/2017	342,470	PMCHK00006853	Cash	91001	HDR Engineering, Inc.	\$1,913.00	

7/28/2017	342,471	PMCHK00006853	Cash	91002	HD Supply Waterworks, Ltd	\$20,289.58
7/28/2017	342,472	PMCHK00006853	Cash	91003	Hissong, Michael	\$66.79
7/28/2017	342,473	PMCHK00006853	Cash	91004	Ideal Supplies Inc	\$4,607.50
7/28/2017	342,474	PMCHK00006853	Cash	91005	Industrial Wire Rope Supply Co Inc	\$380.00
7/28/2017	342,475	PMCHK00006853	Cash	91006	Jenkins, Jas	\$86.95
7/28/2017	342,476	PMCHK00006853	Cash	91007	Kaeff, Kayla	\$2.15
7/28/2017	342,477	PMCHK00006853	Cash	91008	Lambert Brothers LLC	\$525.50
System:	HISTORICAL DETAILED T 10/5/2018	10:45:50 AM	Page:	10	User Date:	10/5/2018
					User ID:	skampsen
N Ky Water District						
7/28/2017	342,478	PMCHK00006853	Cash	91009	Lang, Tim	\$397.90
7/28/2017	342,479	PMCHK00006853	Cash	91010	Lee, Paulette	\$211.65
7/28/2017	342,480	PMCHK00006853	Cash	91011	Len Riegler Blacktop, Inc.	\$347.18
7/28/2017	342,481	PMCHK00006853	Cash	91012	Lincoln National Life Insurance Co.	\$857.45
7/28/2017	342,482	PMCHK00006853	Cash	91013	Lowe's	\$284.05
7/28/2017	342,483	PMCHK00006853	Cash	91014	Lucity, Inc	\$21,656.81
7/28/2017	342,484	PMCHK00006853	Cash	91015	Marine Solutions Inc.	\$7,950.00
7/28/2017	342,485	PMCHK00006853	Cash	91016	McCarthy, Elizabeth	\$80.30
7/28/2017	342,486	PMCHK00006853	Cash	91017	Nieswender, Phyllis	\$126.00
7/28/2017	342,487	PMCHK00006853	Cash	91018	No Ky Public Works Association	\$8.00
7/28/2017	342,488	PMCHK00006853	Cash	91019	Nussbaum, Daniel	\$96.79
7/28/2017	342,489	PMCHK00006853	Cash	91020	Owen Electric Cooperative Inc	\$33.65
7/28/2017	342,490	PMCHK00006853	Cash	91021	Pease, Emma	\$63.91
7/28/2017	342,491	PMCHK00006853	Cash	91022	Planning & Development Service of Kenton Cou	\$36,456.20
7/28/2017	342,492	PMCHK00006853	Cash	91023	Renchen, Ruby	\$47.18
7/28/2017	342,493	PMCHK00006853	Cash	91024	Robinson Pipe Cleaning Co.	\$15.44
7/28/2017	342,494	PMCHK00006853	Cash	91025	Rodney Miles Body Shop	\$219.62
7/28/2017	342,495	PMCHK00006853	Cash	91026	Sanitation District No. 1	\$4,858.72
7/28/2017	342,496	PMCHK00006853	Cash	91027	Settle, Gayle	\$20.23
7/28/2017	342,497	PMCHK00006853	Cash	91028	Simmons, Jeremy	\$38.73
7/28/2017	342,498	PMCHK00006853	Cash	91029	Sizemore, Scott	\$47.74
7/28/2017	342,499	PMCHK00006853	Cash	91030	Smith Kendra	\$131.27
7/28/2017	342,500	PMCHK00006853	Cash	91031	Smith Katherine	\$118.74
7/28/2017	342,501	PMCHK00006853	Cash	91032	Smith, Art	\$42.70
7/28/2017	342,502	PMCHK00006853	Cash	91033	SP Construction	\$12.03
7/28/2017	342,503	PMCHK00006853	Cash	91034	Spicer, Sarah	\$125.42
7/28/2017	342,504	PMCHK00006853	Cash	91035	Staples Advantage	\$222.77
7/28/2017	342,505	PMCHK00006853	Cash	91036	SWS Environmental	\$130.00
7/28/2017	342,506	PMCHK00006853	Cash	91037	Table Rock Construction	\$190.00
7/28/2017	342,507	PMCHK00006853	Cash	91038	Tele-Vac Environmental	\$362.77
7/28/2017	342,508	PMCHK00006853	Cash	91039	Timmers, Thomas	\$31.53
7/28/2017	342,509	PMCHK00006853	Cash	91040	Tischner, Mark	\$44.52
7/28/2017	342,510	PMCHK00006853	Cash	91041	TrinSoft, LLC	\$182.50
7/28/2017	342,511	PMCHK00006853	Cash	91042	TVC Communications	\$1,611.63
7/28/2017	342,512	PMCHK00006853	Cash	91043	Univar USA Inc.	\$5,280.00
7/28/2017	342,513	PMCHK00006853	Cash	91044	Verizon Wireless	\$150.10
7/28/2017	342,514	PMCHK00006853	Cash	91045	Viking Supply, Inc	\$4,685.10
7/28/2017	342,515	PMCHK00006853	Cash	91046	Wiehe, Kevin	\$2.57
7/28/2017	342,516	PMCHK00006853	Cash	91047	Wildhaber, Jason	\$53.22
7/28/2017	342,639	CMTRX00008122	Bank Transaction Entry	RCT000037237		\$22,678.59
7/28/2017	342,640	CMTRX00008122	Bank Transaction Entry	RCT000037238		\$22,284.53
7/28/2017	342,641	CMTRX00008122	Bank Transaction Entry	RCT000037239		\$788.25
7/28/2017	342,642	CMTRX00008122	Bank Transaction Entry	RCT000037240		\$9,012.05
7/28/2017	342,643	CMTRX00008122	Bank Transaction Entry	RCT000037241		\$2,901.51
7/28/2017	342,644	CMTRX00008122	Bank Transaction Entry	RCT000037242		\$59,706.41
7/28/2017	342,645	CMTRX00008122	Bank Transaction Entry	RCT000037243		\$5,904.39
7/31/2017	342,556	PMCHK00006854	Cash	91048	Kentucky State Treasurer	\$5,584.95
7/31/2017	342,646	CMTRX00008123	Bank Transaction Entry	RCT000037244		\$59,137.52
7/31/2017	342,647	CMTRX00008123	Bank Transaction Entry	RCT000037245		\$34,563.11
7/31/2017	342,648	CMTRX00008123	Bank Transaction Entry	RCT000037246		\$3,040.17
7/31/2017	342,649	CMTRX00008123	Bank Transaction Entry	RCT000037247		\$23,545.13
7/31/2017	342,650	CMTRX00008123	Bank Transaction Entry	RCT000037248		\$2,738.87
7/31/2017	342,651	CMTRX00008123	Bank Transaction Entry	RCT000037249		\$64,564.51
7/31/2017	342,652	CMTRX00008123	Bank Transaction Entry	RCT000037250		\$19,224.79
7/31/2017	342,653	CMTRX00008123	Bank Transaction Entry	RCT000037251		\$5,300.31

7/31/2017	342,843	CMTRX00008124	Bank Transaction Entry	IAJ000037268		\$207,454.24	
7/31/2017	342,844	CMTRX00008124	Bank Transaction Entry	IAJ000037269		\$17,560.15	
7/31/2017	342,853	CMTRX00008124	Bank Transaction Entry	DAJ000037278			\$2,065.89
7/31/2017	342,865	CMTRX00008124	Bank Transaction Entry	DAJ000037290			\$77,493.37
8/1/2017	343,160	CMTRX00008126	Bank Transaction Entry	RCT000037292		\$21,443.24	
8/1/2017	343,161	CMTRX00008126	Bank Transaction Entry	RCT000037293		\$11,820.99	
8/1/2017	343,162	CMTRX00008126	Bank Transaction Entry	RCT000037294		\$786.75	
8/1/2017	343,163	CMTRX00008126	Bank Transaction Entry	RCT000037295		\$5,776.71	
8/1/2017	343,164	CMTRX00008126	Bank Transaction Entry	RCT000037296		\$2,019.11	
8/1/2017	343,165	CMTRX00008126	Bank Transaction Entry	RCT000037297		\$207,454.24	
8/1/2017	343,166	CMTRX00008126	Bank Transaction Entry	RCT000037298		\$93.97	
8/1/2017	343,167	CMTRX00008126	Bank Transaction Entry	RCT000037299		\$8,182.38	
8/1/2017	344,294	CMTRX00008153	Bank Transaction Entry	DAJ000037489			\$207,454.24
8/1/2017	344,315	CMTRX00008153	Bank Transaction Entry	IAJ000037510		\$77,493.37	
8/1/2017	344,316	CMTRX00008153	Bank Transaction Entry	DAJ000037511			\$262.88
8/2/2017	343,168	CMTRX00008127	Bank Transaction Entry	RCT000037300		\$25,568.67	
8/2/2017	343,169	CMTRX00008127	Bank Transaction Entry	RCT000037301		\$14,566.06	
8/2/2017	343,170	CMTRX00008127	Bank Transaction Entry	RCT000037302		\$1,011.98	
8/2/2017	343,171	CMTRX00008127	Bank Transaction Entry	RCT000037303		\$10,465.50	
System:	HISTORICAL DETAILED T 10/5/2018		10:45:50 AM	Page: 11	User Date: 10/5/2018	User ID: skampsen	

N Ky Water District

8/2/2017	343,172	CMTRX00008127	Bank Transaction Entry	RCT000037304		\$3,875.58	
8/2/2017	343,173	CMTRX00008127	Bank Transaction Entry	RCT000037305		\$30.36	
8/2/2017	343,174	CMTRX00008127	Bank Transaction Entry	RCT000037306		\$2,295.42	
8/3/2017	343,175	CMTRX00008128	Bank Transaction Entry	RCT000037307		\$24,107.57	
8/3/2017	343,176	CMTRX00008128	Bank Transaction Entry	RCT000037308		\$19,566.99	
8/3/2017	343,177	CMTRX00008128	Bank Transaction Entry	RCT000037309		\$1,269.05	
8/3/2017	343,178	CMTRX00008128	Bank Transaction Entry	RCT000037310		\$10,984.26	
8/3/2017	343,179	CMTRX00008128	Bank Transaction Entry	RCT000037311		\$1,762.61	
8/3/2017	343,180	CMTRX00008128	Bank Transaction Entry	RCT000037312		\$2,477.14	
8/3/2017	344,299	CMTRX00008153	Bank Transaction Entry	IAJ000037494		\$508.90	
8/3/2017	344,302	CMTRX00008153	Bank Transaction Entry	DAJ000037497			\$928.97
8/4/2017	342,866	PMCHK00006857	Cash	91049	A-1 Electric Motor Service		\$142.08
8/4/2017	342,867	PMCHK00006857	Cash	91050	Advanced Underground Inc.		\$1,400.00
8/4/2017	342,868	PMCHK00006857	Cash	91051	Around the Clock Answering Service		\$534.00
8/4/2017	342,869	PMCHK00006857	Cash	91052	Arts Rental Equipment & Supply		\$852.32
8/4/2017	342,870	PMCHK00006857	Cash	91053	A & S Electric Supply, Inc.		\$129.41
8/4/2017	342,871	PMCHK00006857	Cash	91054	AWWA		\$787.00
8/4/2017	342,872	PMCHK00006857	Cash	91055	Battery Neighbor LLC		\$255.60
8/4/2017	342,873	PMCHK00006857	Cash	91056	BestOne, Tire & Service of Mid America, Inc.		\$2,189.96
8/4/2017	342,874	PMCHK00006857	Cash	91057	Black Box Corp of Pennsylvania		\$545.31
8/4/2017	342,875	PMCHK00006857	Cash	91058	BL Anderson Co. Inc.		\$3,089.05
8/4/2017	342,876	PMCHK00006857	Cash	91059	Blue Chip Express & Courier Service		\$230.00
8/4/2017	342,877	PMCHK00006857	Cash	91060	Bobcat Enterprises, Inc.		\$6,497.50
8/4/2017	342,878	PMCHK00006857	Cash	91061	Boone-Kenton Lumber Supply Co.		\$87.28
8/4/2017	342,879	PMCHK00006857	Cash	91062	Bray Truck & Parts		\$1,419.95
8/4/2017	342,880	PMCHK00006857	Cash	91063	Buckeye Power Sales Co., Inc		\$2,305.27
8/4/2017	342,881	PMCHK00006857	Cash	91064	Calgon Carbon Corporation		\$269,720.00
8/4/2017	342,882	PMCHK00006857	Cash	91065	Calorplast USA		\$1,943.45
8/4/2017	342,883	PMCHK00006857	Cash	91066	Cincinnati Bell		\$1,645.33
8/4/2017	342,884	PMCHK00006857	Cash	91067	Cincinnati Bell		\$647.78
8/4/2017	342,885	PMCHK00006857	Cash	91068	Cintas #315		\$2,132.46
8/4/2017	342,886	PMCHK00006857	Cash	91069	Core Consulting Group		\$3,000.00
8/4/2017	342,887	PMCHK00006857	Cash	91070	Crawford Insurance		\$3,054.00
8/4/2017	342,888	PMCHK00006857	Cash	91071	Crescent Springs Hardware		\$46.73
8/4/2017	342,889	PMCHK00006857	Cash	91072	Creech, Kevin		\$350.00
8/4/2017	342,890	PMCHK00006857	Cash	91073	Dons Garage Inc		\$4,321.84
8/4/2017	342,891	PMCHK00006857	Cash	91074	Duke Energy		\$35,067.86
8/4/2017	342,892	PMCHK00006857	Cash	91075	Employers Resource Association		\$2,000.00
8/4/2017	342,893	PMCHK00006857	Cash	91076	Environmental Resource Assoc		\$99.62
8/4/2017	342,894	PMCHK00006857	Cash	91077	Environmental Laboratories, Inc.		\$65.00
8/4/2017	342,895	PMCHK00006857	Cash	91078	EST Analytical		\$298.30
8/4/2017	342,896	PMCHK00006857	Cash	91079	EyeMed		\$1,291.14
8/4/2017	342,897	PMCHK00006857	Cash	91080	Fastenal Company		\$302.36

8/4/2017	342,898	PMCHK00006857	Cash	91081	25 Faxcomm Supplies Inc	\$59.78	
8/4/2017	342,899	PMCHK00006857	Cash	91082	Federal Express	\$40.62	
8/4/2017	342,900	PMCHK00006857	Cash	91083	Fisher Scientific	\$1,471.97	
8/4/2017	342,901	PMCHK00006857	Cash	91084	Florence Winwater Works	\$5,747.41	
8/4/2017	342,902	PMCHK00006857	Cash	91085	Fuller Ford	\$386.94	
8/4/2017	342,903	PMCHK00006857	Cash	91086	Geotechnology Inc.	\$8,249.67	
8/4/2017	342,904	PMCHK00006857	Cash	91087	Gleason Electric Inc	\$765.00	
8/4/2017	342,905	PMCHK00006857	Cash	91088	Grainger	\$291.59	
8/4/2017	342,906	PMCHK00006857	Cash	91089	Hach Company	\$301.26	
8/4/2017	342,907	PMCHK00006857	Cash	91090	Hall's Paving & Sealing, Inc.	\$2,710.40	
8/4/2017	342,908	PMCHK00006857	Cash	91091	Harper Oil Products Inc	\$406.13	
8/4/2017	342,909	PMCHK00006857	Cash	91092	HD Supply Waterworks, Ltd	\$6,793.00	
8/4/2017	342,910	PMCHK00006857	Cash	91093	Hensley Plumbing Inc., Mike	\$250.00	
8/4/2017	342,911	PMCHK00006857	Cash	91094	Hillyard Kentucky	\$1,087.70	
8/4/2017	342,912	PMCHK00006857	Cash	91095	Human Resource Profile Inc	\$50.00	
8/4/2017	342,913	PMCHK00006857	Cash	91096	Ideal Supplies Inc	\$9,388.75	
8/4/2017	342,914	PMCHK00006857	Cash	91097	IDEXX Distribution, Inc.	\$3,499.37	
8/4/2017	342,915	PMCHK00006857	Cash	91098	Internal Revenue Service Center	\$801,434.00	
8/4/2017	342,916	PMCHK00006857	Cash	91099	Jacks Glass Inc	\$196.73	
8/4/2017	342,917	PMCHK00006857	Cash	91100	Johnstone Supply	\$9.20	
8/4/2017	342,918	PMCHK00006857	Cash	91101	Kaman Fluid Power	\$74.96	
8/4/2017	342,919	PMCHK00006857	Cash	91102	Kemira Water Solutions, Inc.	\$10,411.52	
8/4/2017	342,920	PMCHK00006857	Cash	91103	KOI Enterprises, Inc	\$391.92	
8/4/2017	342,921	PMCHK00006857	Cash	91104	Kiemle-Hankins	\$12,700.00	
8/4/2017	342,922	PMCHK00006857	Cash	91105	Len Riegler Blacktop, Inc.	\$24,156.00	
8/4/2017	342,923	PMCHK00006857	Cash	91106	Literature Fulfillment Services	\$15,625.35	
8/4/2017	342,924	PMCHK00006857	Cash	91107	Lowe's	\$678.11	
8/4/2017	342,925	PMCHK00006857	Cash	91108	Lykins Oil Company	\$9,016.30	
8/4/2017	342,926	PMCHK00006857	Cash	91109	Mark's Garage	\$1,426.61	
8/4/2017	342,927	PMCHK00006857	Cash	91110	Matheson Tri-Gas, Inc.	\$1,178.49	
8/4/2017	342,928	PMCHK00006857	Cash	91111	Modern Office Methods Inc	\$1,740.04	
System:	HISTORICAL DETAILED T 10/5/2018		10:45:50 AM	Page:	12	User Date: 10/5/2018	User ID: skampsen
N Ky Water District							
8/4/2017	342,929	PMCHK00006857	Cash	91112	NetGain Technologies	\$400.00	
8/4/2017	342,930	PMCHK00006857	Cash	91113	Next Gen Cabling, Inc.	\$534.25	
8/4/2017	342,931	PMCHK00006857	Cash	91114	Owen Electric Cooperative Inc	\$53.52	
8/4/2017	342,932	PMCHK00006857	Cash	91115	Colleen Medert-Petty Cash	\$33.50	
8/4/2017	342,933	PMCHK00006857	Cash	91116	Pension Corporation of America	\$4,894.32	
8/4/2017	342,934	PMCHK00006857	Cash	91117	Plant Trolley, Inc., The	\$177.12	
8/4/2017	342,935	PMCHK00006857	Cash	91118	Pridestaff Financial	\$2,720.00	
8/4/2017	342,936	PMCHK00006857	Cash	91119	Randy's Rugged Wear	\$1,243.72	
8/4/2017	342,937	PMCHK00006857	Cash	91120	Red Wing Shoes	\$169.99	
8/4/2017	342,938	PMCHK00006857	Cash	91121	Res/Comm Security Systems Inc.	\$270.00	
8/4/2017	342,939	PMCHK00006857	Cash	91122	Richards Electric Supply Inc.	\$23.80	
8/4/2017	342,940	PMCHK00006857	Cash	91123	RUMPKE	\$554.16	
8/4/2017	342,941	PMCHK00006857	Cash	91124	Sanitation District No. 1	\$2,509.87	
8/4/2017	342,942	PMCHK00006857	Cash	91125	Jeff Schuchter	\$187.25	
8/4/2017	342,943	PMCHK00006857	Cash	91126	Scientific Equipment Service, Inc.	\$409.00	
8/4/2017	342,944	PMCHK00006857	Cash	91127	Sigma-Aldrich Inc	\$586.25	
8/4/2017	342,945	PMCHK00006857	Cash	91128	Southeastern Equipment Co Inc	\$2,130.84	
8/4/2017	342,946	PMCHK00006857	Cash	91129	Staples Advantage	\$791.83	
8/4/2017	342,947	PMCHK00006857	Cash	91130	Supply Post Business Products	\$45.99	
8/4/2017	342,948	PMCHK00006857	Cash	91131	Taylor, Arnold	\$270.00	
8/4/2017	342,949	PMCHK00006857	Cash	91132	Time Warner Cable	\$244.11	
8/4/2017	342,950	PMCHK00006857	Cash	91133	Trane U.S., Inc.	\$1,603.00	
8/4/2017	342,951	PMCHK00006857	Cash	91134	Truck and Trailer Supply	\$114.04	
8/4/2017	342,952	PMCHK00006857	Cash	91135	Univar USA Inc.	\$9,521.22	
8/4/2017	342,953	PMCHK00006857	Cash	91136	United Healthcare Insurance	\$5.71	
8/4/2017	342,954	PMCHK00006857	Cash	91137	USA Bluebook	\$229.34	
8/4/2017	342,955	PMCHK00006857	Cash	91138	USALCO	\$17,206.76	
8/4/2017	342,956	PMCHK00006857	Cash	91139	Verizon Wireless	\$150.10	
8/4/2017	342,957	PMCHK00006857	Cash	91140	Viking Supply, Inc	\$3,744.20	
8/4/2017	342,958	PMCHK00006857	Cash	91141	Vivial	\$620.15	
8/4/2017	342,959	PMCHK00006857	Cash	91142	Waste Resource Management Inc.	\$3,304.96	

8/4/2017	342,960	PMCHK00006857	Cash	91143	Wex Bank		\$13,159.12		
8/4/2017	342,961	PMCHK00006857	Cash	91144	Wilder Winnelson		\$28.91		
8/4/2017	342,962	PMCHK00006857	Cash	91145	Wylar, Jeff		\$53.75		
8/4/2017	342,963	CMTRX00008125	Bank Transaction Entry	DAJ000037291			\$147,699.48		
8/4/2017	343,181	CMTRX00008129	Bank Transaction Entry	RCT000037313		\$16,357.36			
8/4/2017	343,182	CMTRX00008129	Bank Transaction Entry	RCT000037314		\$12,349.77			
8/4/2017	343,183	CMTRX00008129	Bank Transaction Entry	RCT000037315		\$999.45			
8/4/2017	343,184	CMTRX00008129	Bank Transaction Entry	RCT000037316		\$5,169.22			
8/4/2017	343,185	CMTRX00008129	Bank Transaction Entry	RCT000037317		\$3,615.71			
8/4/2017	343,186	CMTRX00008129	Bank Transaction Entry	RCT000037318		\$33,791.83			
8/4/2017	343,187	CMTRX00008129	Bank Transaction Entry	RCT000037319		\$19,489.49			
8/4/2017	344,307	CMTRX00008153	Bank Transaction Entry	DAJ000037502			\$141,126.52		
8/7/2017	342,971	PMCHK00006858	Cash	91146	Jolly Property Rescue		\$7,680.12		
8/7/2017	342,974	PMCHK00006859	Cash	91147	Kentucky State Treasurer		\$5,584.95		
8/7/2017	343,188	CMTRX00008130	Bank Transaction Entry	RCT000037320		\$63,323.80			
8/7/2017	343,189	CMTRX00008130	Bank Transaction Entry	RCT000037321		\$42,003.87			
8/7/2017	343,190	CMTRX00008130	Bank Transaction Entry	RCT000037322		\$1,629.69			
8/7/2017	343,191	CMTRX00008130	Bank Transaction Entry	RCT000037323		\$18,893.99			
8/7/2017	343,192	CMTRX00008130	Bank Transaction Entry	RCT000037324		\$2,564.92			
8/7/2017	343,193	CMTRX00008130	Bank Transaction Entry	RCT000037325		\$3,488.86			
8/7/2017	343,194	CMTRX00008130	Bank Transaction Entry	RCT000037326		\$574,601.69			
8/7/2017	343,195	CMTRX00008130	Bank Transaction Entry	RCT000037327		\$6,974.50			
8/7/2017	343,196	CMTRX00008130	Bank Transaction Entry	RCT000037328		\$51,098.99			
8/8/2017	343,526	CMTRX00008132	Bank Transaction Entry	RCT000037330		\$15,493.81			
8/8/2017	343,527	CMTRX00008132	Bank Transaction Entry	RCT000037331		\$12,706.59			
8/8/2017	343,528	CMTRX00008132	Bank Transaction Entry	RCT000037332		\$520.75			
8/8/2017	343,529	CMTRX00008132	Bank Transaction Entry	RCT000037333		\$6,442.36			
8/8/2017	343,530	CMTRX00008132	Bank Transaction Entry	RCT000037334		\$7,785.84			
8/8/2017	343,531	CMTRX00008132	Bank Transaction Entry	RCT000037335		\$1,795.61			
8/8/2017	343,532	CMTRX00008132	Bank Transaction Entry	RCT000037336		\$160,079.51			
8/8/2017	343,533	CMTRX00008132	Bank Transaction Entry	RCT000037337		\$11,698.48			
8/8/2017	343,534	CMTRX00008132	Bank Transaction Entry	RCT000037338		\$6,849.18			
8/8/2017	344,295	CMTRX00008153	Bank Transaction Entry	IAJ000037490		\$0.02			
8/8/2017	344,300	CMTRX00008153	Bank Transaction Entry	DAJ000037495			\$5,284.47		
8/8/2017	344,322	CMTRX00008153	Bank Transaction Entry	IAJ000037517		\$1,523.15			
8/9/2017	342,983	PMVPY00001023	Cash	91064	Calgon Carbon Corporation		\$269,720.00		
8/9/2017	342,986	PMCHK00006860	Cash	91148	Calgon Carbon Corporation		\$269,729.00		
8/9/2017	343,535	CMTRX00008133	Bank Transaction Entry	RCT000037339		\$41,921.88			
8/9/2017	343,536	CMTRX00008133	Bank Transaction Entry	RCT000037340		\$27,992.93			
8/9/2017	343,537	CMTRX00008133	Bank Transaction Entry	RCT000037341		\$2,613.95			
8/9/2017	343,538	CMTRX00008133	Bank Transaction Entry	RCT000037342		\$12,155.65			
8/9/2017	343,539	CMTRX00008133	Bank Transaction Entry	RCT000037343		\$3,806.54			
8/9/2017	343,540	CMTRX00008133	Bank Transaction Entry	RCT000037344		\$68,325.25			
System:	HISTORICAL DETAILED T 10/5/2018		10:45:50 AM	Page:	User Date:	10/5/2018	13	User ID:	skampsen
N Ky Water District									
8/9/2017	343,541	CMTRX00008133	Bank Transaction Entry	RCT000037345		\$36,438.87			
8/10/2017	343,542	CMTRX00008134	Bank Transaction Entry	RCT000037346		\$21,068.71			
8/10/2017	343,543	CMTRX00008134	Bank Transaction Entry	RCT000037347		\$19,862.85			
8/10/2017	343,544	CMTRX00008134	Bank Transaction Entry	RCT000037348		\$686.80			
8/10/2017	343,545	CMTRX00008134	Bank Transaction Entry	RCT000037349		\$6,629.05			
8/10/2017	343,546	CMTRX00008134	Bank Transaction Entry	RCT000037350		\$4,015.75			
8/10/2017	343,547	CMTRX00008134	Bank Transaction Entry	RCT000037351		\$16,646.46			
8/10/2017	343,548	CMTRX00008134	Bank Transaction Entry	RCT000037352		\$106,504.91			
8/10/2017	343,549	CMTRX00008134	Bank Transaction Entry	RCT000037353		\$9,395.31			
8/10/2017	344,303	CMTRX00008153	Bank Transaction Entry	DAJ000037498			\$1,407.66		
8/11/2017	343,550	CMTRX00008135	Bank Transaction Entry	RCT000037354		\$17,305.89			
8/11/2017	343,551	CMTRX00008135	Bank Transaction Entry	RCT000037355		\$17,628.47			
8/11/2017	343,552	CMTRX00008135	Bank Transaction Entry	RCT000037356		\$636.84			
8/11/2017	343,553	CMTRX00008135	Bank Transaction Entry	RCT000037357		\$8,551.83			
8/11/2017	343,554	CMTRX00008135	Bank Transaction Entry	RCT000037358		\$3,918.89			
8/11/2017	343,555	CMTRX00008135	Bank Transaction Entry	RCT000037359		\$109,680.34			
8/11/2017	343,556	CMTRX00008135	Bank Transaction Entry	RCT000037360		\$6,795.62			
8/11/2017	344,159	GLTRX00044662				\$801,434.00			
8/11/2017	344,308	CMTRX00008153	Bank Transaction Entry	DAJ000037503			\$173,253.98		

8/11/2017	344,329	GLTRX00044699						\$801,434.00
8/11/2017	344,330	CMTRX00008154	Bank Transaction Entry		IAJ000037518		\$801,434.00	
8/14/2017	343,557	CMTRX00008136	Bank Transaction Entry		RCT000037361		\$61,192.45	
8/14/2017	343,558	CMTRX00008136	Bank Transaction Entry		RCT000037362		\$40,079.89	
8/14/2017	343,559	CMTRX00008136	Bank Transaction Entry		RCT000037363		\$4,117.55	
8/14/2017	343,560	CMTRX00008136	Bank Transaction Entry		RCT000037364		\$21,633.21	
8/14/2017	343,561	CMTRX00008136	Bank Transaction Entry		RCT000037365		\$3,662.79	
8/14/2017	343,562	CMTRX00008136	Bank Transaction Entry		RCT000037366		\$79,731.64	
8/14/2017	343,563	CMTRX00008136	Bank Transaction Entry		RCT000037367		\$8,249.50	
8/14/2017	343,564	CMTRX00008136	Bank Transaction Entry		RCT000037368		\$12,238.38	
8/15/2017	343,100	PMCHK00006862	Cash		91149	Abco Safety		\$394.85
8/15/2017	343,101	PMCHK00006862	Cash		91150	Arts Rental Equipment & Supply		\$115.00
8/15/2017	343,102	PMCHK00006862	Cash		91151	Badger Meter, Inc		\$81.00
8/15/2017	343,103	PMCHK00006862	Cash		91152	Best Way Disposal		\$647.80
8/15/2017	343,104	PMCHK00006862	Cash		91153	Boschert, Kathryn		\$126.20
8/15/2017	343,105	PMCHK00006862	Cash		91154	Bray Trucking Inc.		\$7,375.93
8/15/2017	343,106	PMCHK00006862	Cash		91155	CDW Government Inc.		\$678.56
8/15/2017	343,107	PMCHK00006862	Cash		91156	Chick, Nathan		\$30.79
8/15/2017	343,108	PMCHK00006862	Cash		91157	Cincinnati Bell		\$9,308.54
8/15/2017	343,109	PMCHK00006862	Cash		91158	Chloe, Jay		\$106.88
8/15/2017	343,110	PMCHK00006862	Cash		91159	Crescent Springs Hardware		\$49.28
8/15/2017	343,111	PMCHK00006862	Cash		91160	Davisson, Mary		\$85.59
8/15/2017	343,112	PMCHK00006862	Cash		91161	DeLeon, Miriam Tomas		\$25.33
8/15/2017	343,113	PMCHK00006862	Cash		91162	Duke Energy		\$42,536.55
8/15/2017	343,114	PMCHK00006862	Cash		91163	Dupont Inc		\$222.00
8/15/2017	343,115	PMCHK00006862	Cash		91164	Eisner, Zachary		\$56.79
8/15/2017	343,116	PMCHK00006862	Cash		91165	Enquirer Media		\$561.38
8/15/2017	343,117	PMCHK00006862	Cash		91166	Fifth Third Bank-Visa		\$4,008.81
8/15/2017	343,118	PMCHK00006862	Cash		91167	Flach, Amy		\$54.92
8/15/2017	343,119	PMCHK00006862	Cash		91168	Gemmer & Sons, Inc.		\$12,699.90
8/15/2017	343,120	PMCHK00006862	Cash		91169	Hall's Paving & Sealing, Inc.		\$5,318.80
8/15/2017	343,121	PMCHK00006862	Cash		91170	Hedrick, Robert		\$69.20
8/15/2017	343,122	PMCHK00006862	Cash		91171	Hillyard Kentucky		\$193.74
8/15/2017	343,123	PMCHK00006862	Cash		91172	Hufnagel, Tyler		\$64.82
8/15/2017	343,124	PMCHK00006862	Cash		91173	Industrial Wire Rope Supply Co Inc		\$180.36
8/15/2017	343,125	PMCHK00006862	Cash		91174	KEMI		\$4,820.74
8/15/2017	343,126	PMCHK00006862	Cash		91175	Kemira Water Solutions, Inc.		\$5,132.72
8/15/2017	343,127	PMCHK00006862	Cash		91176	Klocke, William		\$63.92
8/15/2017	343,128	PMCHK00006862	Cash		91177	Laughlin, Steven		\$111.86
8/15/2017	343,129	PMCHK00006862	Cash		91178	Lowe's		\$325.81
8/15/2017	343,130	PMCHK00006862	Cash		91179	Mailender Inc.		\$368.70
8/15/2017	343,131	PMCHK00006862	Cash		91180	McKinney, Damian		\$106.17
8/15/2017	343,132	PMCHK00006862	Cash		91181	MONY		\$2,653.00
8/15/2017	343,133	PMCHK00006862	Cash		91182	Ohio Valley Gasket		\$3,010.77
8/15/2017	343,134	PMCHK00006862	Cash		91183	Orr Safety Corporation		\$2,086.09
8/15/2017	343,135	PMCHK00006862	Cash		91184	Colleen Medert-Petty Cash		\$173.25
8/15/2017	343,136	PMCHK00006862	Cash		91185	Pladies, William		\$47.78
8/15/2017	343,137	PMCHK00006862	Cash		91186	Pridestaff Financial		\$1,360.00
8/15/2017	343,138	PMCHK00006862	Cash		91187	Pritchard, Jean		\$750.00
8/15/2017	343,139	PMCHK00006862	Cash		91188	Richie Trucking		\$1,625.00
8/15/2017	343,140	PMCHK00006862	Cash		91189	RUMPKE		\$83.37
8/15/2017	343,141	PMCHK00006862	Cash		91190	SafetyWear		\$179.36
8/15/2017	343,142	PMCHK00006862	Cash		91191	Schnurr, Fran		\$41.62
8/15/2017	343,143	PMCHK00006862	Cash		91192	Sholar, Rex		\$3,100.00
8/15/2017	343,144	PMCHK00006862	Cash		91193	SHRM		\$199.00
System:	HISTORICAL DETAILED T 10/5/2018	10:45:50 AM	Page:	14	User Date:	10/5/2018	User ID:	skampsen
N Ky Water District								
8/15/2017	343,145	PMCHK00006862	Cash		91194	Southern States		\$79.06
8/15/2017	343,146	PMCHK00006862	Cash		91195	Staples Advantage		\$62.28
8/15/2017	343,147	PMCHK00006862	Cash		91196	Stem, James		\$54.65
8/15/2017	343,148	PMCHK00006862	Cash		91197	Stephenson, Mark		\$25.08
8/15/2017	343,149	PMCHK00006862	Cash		91198	Verizon Wireless		\$7,461.26
8/15/2017	343,150	PMCHK00006862	Cash		91199	Virginia Donohue Trust		\$42.85
8/15/2017	343,151	PMCHK00006862	Cash		91200	Vogelpohl Fire Equipment, Inc.		\$399.00

8/15/2017	343,152	PMCHK00006862	Cash	91201	VonLehman & Company Inc.	\$650.00	
8/15/2017	343,153	PMCHK00006862	Cash	91202	Willman Corporate Apparel	\$33.44	
8/15/2017	343,154	PMCHK00006862	Cash	91203	Willmoth-Miller, Amber	\$52.16	
8/15/2017	343,157	PMCHK00006863	Cash	91204	Kentucky State Treasurer	\$5,534.95	
8/15/2017	343,158	PMVPY00001024	Cash	91185	Pladies, William	\$47.78	
8/15/2017	343,565	CMTRX00008137	Bank Transaction Entry	RCT000037369		\$16,623.76	
8/15/2017	343,566	CMTRX00008137	Bank Transaction Entry	RCT000037370		\$26,639.25	
8/15/2017	343,567	CMTRX00008137	Bank Transaction Entry	RCT000037371		\$621.59	
8/15/2017	343,568	CMTRX00008137	Bank Transaction Entry	RCT000037372		\$7,432.71	
8/15/2017	343,569	CMTRX00008137	Bank Transaction Entry	RCT000037373		\$6,127.02	
8/15/2017	343,570	CMTRX00008137	Bank Transaction Entry	RCT000037374		\$135,600.24	
8/15/2017	343,571	CMTRX00008137	Bank Transaction Entry	RCT000037375		\$4,164.81	
8/15/2017	343,572	CMTRX00008137	Bank Transaction Entry	RCT000037376		\$3,257.63	
8/16/2017	343,231	CMTRX00008131	Bank Transaction Entry	DAJ000037329			\$92,543.88
8/16/2017	343,233	PMVPY00001025	Cash	90709	Prestwood, Frank	\$10.17	
8/16/2017	343,573	CMTRX00008138	Bank Transaction Entry	RCT000037377		\$37,581.46	
8/16/2017	343,574	CMTRX00008138	Bank Transaction Entry	RCT000037378		\$19,762.46	
8/16/2017	343,575	CMTRX00008138	Bank Transaction Entry	RCT000037379		\$4,312.86	
8/16/2017	343,576	CMTRX00008138	Bank Transaction Entry	RCT000037380		\$14,467.63	
8/16/2017	343,577	CMTRX00008138	Bank Transaction Entry	RCT000037381		\$2,597.51	
8/16/2017	343,578	CMTRX00008138	Bank Transaction Entry	RCT000037382		\$98,531.45	
8/16/2017	343,579	CMTRX00008138	Bank Transaction Entry	RCT000037383		\$6,054.50	
8/16/2017	343,580	CMTRX00008138	Bank Transaction Entry	RCT000037384		\$5,414.01	
8/16/2017	344,312	CMTRX00008153	Bank Transaction Entry	DAJ000037507			\$18,382.47
8/16/2017	361,098	CMTRX00008481	Bank Transaction Entry	RCT000039915		\$24,146.11	
8/16/2017	361,099	CMTRX00008481	Bank Transaction Entry	RCT000039916		\$26,040.05	
8/16/2017	361,100	CMTRX00008481	Bank Transaction Entry	RCT000039917		\$1,874.54	
8/16/2017	361,101	CMTRX00008481	Bank Transaction Entry	RCT000039918		\$18,788.21	
8/16/2017	361,103	CMTRX00008481	Bank Transaction Entry	RCT000039920		\$16,041.77	
8/16/2017	361,615	GLTHS00000012					\$24,146.11
8/16/2017	361,616	GLTHS00000012					\$26,040.05
8/16/2017	361,617	GLTHS00000012					\$1,874.54
8/16/2017	361,618	GLTHS00000012					\$18,788.21
8/16/2017	361,620	GLTHS00000012					\$16,041.77
8/17/2017	343,273	PMVPY00001026	Cash	91017	Nieswender, Phyllis	\$126.00	
8/17/2017	343,581	CMTRX00008139	Bank Transaction Entry	RCT000037385		\$35,894.80	
8/17/2017	343,582	CMTRX00008139	Bank Transaction Entry	RCT000037386		\$18,482.21	
8/17/2017	343,583	CMTRX00008139	Bank Transaction Entry	RCT000037387		\$3,012.73	
8/17/2017	343,584	CMTRX00008139	Bank Transaction Entry	RCT000037388		\$15,071.85	
8/17/2017	343,585	CMTRX00008139	Bank Transaction Entry	RCT000037389		\$2,380.16	
8/17/2017	343,586	CMTRX00008139	Bank Transaction Entry	RCT000037390		\$67,177.52	
8/17/2017	343,587	CMTRX00008139	Bank Transaction Entry	RCT000037391		\$7,753.11	
8/17/2017	344,304	CMTRX00008153	Bank Transaction Entry	DAJ000037499			\$440.14
8/18/2017	343,438	PMCHK00006867	Cash	91205	ACE Exterminating Co. / Dawn	\$261.10	
8/18/2017	343,439	PMCHK00006867	Cash	91206	Aluminum Chemical Specialties	\$8,823.66	
8/18/2017	343,440	PMCHK00006867	Cash	91207	Arts Rental Equipment & Supply	\$2,621.65	
8/18/2017	343,441	PMCHK00006867	Cash	91208	Badger Meter, Inc	\$14,119.53	
8/18/2017	343,442	PMCHK00006867	Cash	91209	BestOne, Tire & Service of Mid America, Inc.	\$379.64	
8/18/2017	343,443	PMCHK00006867	Cash	91210	Bray Truck & Parts	\$126.50	
8/18/2017	343,444	PMCHK00006867	Cash	91211	Cains Customs Inc.	\$250.00	
8/18/2017	343,445	PMCHK00006867	Cash	91212	CDW Government Inc.	\$71.51	
8/18/2017	343,446	PMCHK00006867	Cash	91213	Chemrite, Inc.	\$29,762.10	
8/18/2017	343,447	PMCHK00006867	Cash	91214	Cincinnati Bell	\$1,158.72	
8/18/2017	343,448	PMCHK00006867	Cash	91215	Cintas #315	\$688.78	
8/18/2017	343,449	PMCHK00006867	Cash	91216	Crescent Springs Hardware	\$509.77	
8/18/2017	343,450	PMCHK00006867	Cash	91217	Data Strategy	\$221.62	
8/18/2017	343,451	PMCHK00006867	Cash	91218	DeBra-Kuempel	\$5,472.70	
8/18/2017	343,452	PMCHK00006867	Cash	91219	Dons Garage Inc	\$2,054.45	
8/18/2017	343,453	PMCHK00006867	Cash	91220	Dove Data Products, Inc.	\$243.00	
8/18/2017	343,454	PMCHK00006867	Cash	91221	Duke Energy	\$74,495.33	
8/18/2017	343,455	PMCHK00006867	Cash	91222	E & H Integrated Systems	\$162.00	
8/18/2017	343,456	PMCHK00006867	Cash	91223	Environmental Resource Assoc	\$136.68	
8/18/2017	343,457	PMCHK00006867	Cash	91224	Environmental Laboratories, Inc.	\$130.00	
8/18/2017	343,458	PMCHK00006867	Cash	91225	Fastenal Company	\$52.54	



8/18/2017	343,459	PMCHK00006867	Cash		91226	Fedders Feed Co., J. H.	\$417.50
8/18/2017	343,460	PMCHK00006867	Cash		91227	Federal Express	\$79.69
8/18/2017	343,461	PMCHK00006867	Cash		91228	Ferguson Waterworks	\$714.50
System:	HISTORICAL DETAILED T	10/5/2018	10:45:50 AM	Page:	15	User Date:	10/5/2018
						User ID:	skampsen
N Ky Water District							
8/18/2017	343,462	PMCHK00006867	Cash		91229	Flaig Welding Co Inc	\$30.00
8/18/2017	343,463	PMCHK00006867	Cash		91230	Florence Winwater Works	\$7,841.40
8/18/2017	343,464	PMCHK00006867	Cash		91231	Fortiline, Inc.	\$1,359.95
8/18/2017	343,465	PMCHK00006867	Cash		91232	Grainger	\$1,199.96
8/18/2017	343,466	PMCHK00006867	Cash		91233	Greater Comfort Heating & Air	\$225.00
8/18/2017	343,467	PMCHK00006867	Cash		91234	Hach Company	\$4,389.51
8/18/2017	343,468	PMCHK00006867	Cash		91235	HD Supply Waterworks, Ltd	\$6,318.82
8/18/2017	343,469	PMCHK00006867	Cash		91236	Humana Dental Ins. Co.	\$993.25
8/18/2017	343,470	PMCHK00006867	Cash		91237	Ideal Supplies Inc	\$8,552.99
8/18/2017	343,471	PMCHK00006867	Cash		91238	Jacks Glass Inc	\$69.95
8/18/2017	343,472	PMCHK00006867	Cash		91239	Kelley's Auto Body & Trim Shop, Inc.	\$250.00
8/18/2017	343,473	PMCHK00006867	Cash		91240	Kemira Water Solutions, Inc.	\$20,362.04
8/18/2017	343,474	PMCHK00006867	Cash		91241	KOI Enterprises, Inc	\$517.70
8/18/2017	343,475	PMCHK00006867	Cash		91242	Lawn Systems, Inc.	\$5,999.00
8/18/2017	343,476	PMCHK00006867	Cash		91243	Len Riegler Blacktop, Inc.	\$2,409.25
8/18/2017	343,477	PMCHK00006867	Cash		91244	Lincoln National Life Insurance Co.	\$5,467.19
8/18/2017	343,478	PMCHK00006867	Cash		91245	Lowe's	\$563.09
8/18/2017	343,479	PMCHK00006867	Cash		91246	Lykins Oil Company	\$882.42
8/18/2017	343,480	PMCHK00006867	Cash		91247	Matheson Tri-Gas, Inc.	\$2,276.01
8/18/2017	343,481	PMCHK00006867	Cash		91248	Microsoft	\$187.57
8/18/2017	343,482	PMCHK00006867	Cash		91249	Minuteman/Design Press	\$380.00
8/18/2017	343,483	PMCHK00006867	Cash		91250	Neiswander, Joe	\$126.00
8/18/2017	343,484	PMCHK00006867	Cash		91251	OFFICETEAM, Specialized Admin. Staffing	\$1,108.80
8/18/2017	343,485	PMCHK00006867	Cash		91252	Ohio Valley Gasket	\$98.75
8/18/2017	343,486	PMCHK00006867	Cash		91253	Overhead Door Co of Northern KY	\$240.00
8/18/2017	343,487	PMCHK00006867	Cash		91254	Owen Electric Cooperative Inc	\$15,733.80
8/18/2017	343,488	PMCHK00006867	Cash		91255	PerkinElmer	\$7,572.00
8/18/2017	343,489	PMCHK00006867	Cash		91256	Pitney Bowes Inc.	\$220.98
8/18/2017	343,490	PMCHK00006867	Cash		91257	Pridestaff Financial	\$1,360.00
8/18/2017	343,491	PMCHK00006867	Cash		91258	Provident Life & Accident Ins.	\$577.75
8/18/2017	343,492	PMCHK00006867	Cash		91259	Rawdon Myers Inc	\$2,510.00
8/18/2017	343,493	PMCHK00006867	Cash		91260	RNK Environmental Inc	\$288.00
8/18/2017	343,494	PMCHK00006867	Cash		91261	Sanitation District No. 1	\$774.29
8/18/2017	343,495	PMCHK00006867	Cash		91262	Silver Grove Motors, Inc.	\$85.00
8/18/2017	343,496	PMCHK00006867	Cash		91263	Spring Grove Sheet Metal	\$3,215.00
8/18/2017	343,497	PMCHK00006867	Cash		91264	Staples Advantage	\$318.79
8/18/2017	343,498	PMCHK00006867	Cash		91265	St. Elizabeth Business Health	\$654.00
8/18/2017	343,499	PMCHK00006867	Cash		91266	Taylor Brothers Excavating	\$70.00
8/18/2017	343,500	PMCHK00006867	Cash		91267	Thatcher Chemical of Florida Inc	\$9,016.80
8/18/2017	343,501	PMCHK00006867	Cash		91268	Thermo Electron NA LLC	\$527.00
8/18/2017	343,502	PMCHK00006867	Cash		91269	TPF Inc	\$325.44
8/18/2017	343,503	PMCHK00006867	Cash		91270	TrinSoft, LLC	\$42.50
8/18/2017	343,504	PMCHK00006867	Cash		91271	Truck and Trailer Supply	\$760.14
8/18/2017	343,505	PMCHK00006867	Cash		91272	Univar USA Inc.	\$20,778.69
8/18/2017	343,506	PMCHK00006867	Cash		91273	United Healthcare Insurance	\$258,197.92
8/18/2017	343,507	PMCHK00006867	Cash		91274	USALCO	\$17,376.68
8/18/2017	343,508	PMCHK00006867	Cash		91275	US Bank Equipment Finance	\$1,076.70
8/18/2017	343,509	PMCHK00006867	Cash		91276	Vertical Systems Elevator	\$256.79
8/18/2017	343,510	PMCHK00006867	Cash		91277	Viking Supply, Inc	\$8,892.23
8/18/2017	343,511	PMCHK00006867	Cash		91278	Waste Resource Management Inc.	\$2,400.64
8/18/2017	343,512	PMCHK00006867	Cash		91279	Wessel Lawncare & Landscaping	\$2,453.36
8/18/2017	343,513	PMCHK00006867	Cash		91280	Wildman Corporate Apparel	\$314.42
8/18/2017	343,514	PMVPY00001027	Cash		86739	Himes Andrew	\$70.12
8/18/2017	343,640	PMVPY00001028	Cash		91279	Wessel Lawncare & Landscaping	\$2,453.36
8/18/2017	343,935	CMTRX00008142	Bank Transaction Entry		RCT000037395		\$26,967.56
8/18/2017	343,936	CMTRX00008142	Bank Transaction Entry		RCT000037396		\$14,537.13
8/18/2017	343,937	CMTRX00008142	Bank Transaction Entry		RCT000037397		\$324.09
8/18/2017	343,938	CMTRX00008142	Bank Transaction Entry		RCT000037398		\$9,597.54
8/18/2017	343,939	CMTRX00008142	Bank Transaction Entry		RCT000037399		\$2,282.47

8/18/2017	343,940	CMTRX00008142	Bank Transaction Entry	RCT000037400		\$88,204.02	
8/18/2017	343,941	CMTRX00008142	Bank Transaction Entry	RCT000037401		\$5,619.07	
8/18/2017	344,309	CMTRX00008153	Bank Transaction Entry	DAJ000037504			\$138,169.84
8/21/2017	343,942	CMTRX00008143	Bank Transaction Entry	RCT000037402		\$53,810.86	
8/21/2017	343,943	CMTRX00008143	Bank Transaction Entry	RCT000037403		\$34,098.19	
8/21/2017	343,944	CMTRX00008143	Bank Transaction Entry	RCT000037404		\$2,089.75	
8/21/2017	343,945	CMTRX00008143	Bank Transaction Entry	RCT000037405		\$15,941.39	
8/21/2017	343,946	CMTRX00008143	Bank Transaction Entry	RCT000037406		\$2,553.14	
8/21/2017	343,947	CMTRX00008143	Bank Transaction Entry	RCT000037407		\$72,843.07	
8/21/2017	343,948	CMTRX00008143	Bank Transaction Entry	RCT000037408		\$9,351.39	
8/21/2017	343,949	CMTRX00008143	Bank Transaction Entry	RCT000037409		\$16,572.28	
8/21/2017	344,313	CMTRX00008153	Bank Transaction Entry	DAJ000037508			\$2,222.01
8/21/2017	344,317	CMTRX00008153	Bank Transaction Entry	DAJ000037512			\$109.77
8/22/2017	343,523	PMCHK00006868	Cash	91281	Kentucky State Treasurer		\$5,619.95
8/22/2017	343,950	CMTRX00008144	Bank Transaction Entry	RCT000037410		\$15,105.98	
System:	HISTORICAL DETAILED T 10/5/2018		10:45:50 AM	Page:	16	User Date:	10/5/2018
N Ky Water District						User ID:	skampsen
8/22/2017	343,951	CMTRX00008144	Bank Transaction Entry	RCT000037411		\$12,408.50	
8/22/2017	343,952	CMTRX00008144	Bank Transaction Entry	RCT000037412		\$729.54	
8/22/2017	343,953	CMTRX00008144	Bank Transaction Entry	RCT000037413		\$5,512.92	
8/22/2017	343,954	CMTRX00008144	Bank Transaction Entry	RCT000037414		\$2,859.74	
8/22/2017	343,955	CMTRX00008144	Bank Transaction Entry	RCT000037415		\$126,009.20	
8/22/2017	343,956	CMTRX00008144	Bank Transaction Entry	RCT000037416		\$9,109.10	
8/23/2017	343,957	CMTRX00008145	Bank Transaction Entry	RCT000037417		\$24,712.07	
8/23/2017	343,958	CMTRX00008145	Bank Transaction Entry	RCT000037418		\$16,439.45	
8/23/2017	343,959	CMTRX00008145	Bank Transaction Entry	RCT000037419		\$1,947.82	
8/23/2017	343,960	CMTRX00008145	Bank Transaction Entry	RCT000037420		\$9,692.56	
8/23/2017	343,961	CMTRX00008145	Bank Transaction Entry	RCT000037421		\$1,939.36	
8/23/2017	343,962	CMTRX00008145	Bank Transaction Entry	RCT000037422		\$84,036.50	
8/23/2017	343,963	CMTRX00008145	Bank Transaction Entry	RCT000037423		\$22,406.61	
8/23/2017	343,964	CMTRX00008145	Bank Transaction Entry	RCT000037424		\$4,467.91	
8/23/2017	344,296	CMTRX00008153	Bank Transaction Entry	IAJ000037491		\$0.06	
8/24/2017	344,007	CMTRX00008146	Bank Transaction Entry	RCT000037425		\$26,137.94	
8/24/2017	344,008	CMTRX00008146	Bank Transaction Entry	RCT000037426		\$19,874.98	
8/24/2017	344,009	CMTRX00008146	Bank Transaction Entry	RCT000037427		\$3,997.47	
8/24/2017	344,010	CMTRX00008146	Bank Transaction Entry	RCT000037428		\$18,215.57	
8/24/2017	344,011	CMTRX00008146	Bank Transaction Entry	RCT000037429		\$3,326.86	
8/24/2017	344,012	CMTRX00008146	Bank Transaction Entry	RCT000037430		\$214,724.77	
8/24/2017	344,013	CMTRX00008146	Bank Transaction Entry	RCT000037431		\$17,774.05	
8/24/2017	344,305	CMTRX00008153	Bank Transaction Entry	DAJ000037500			\$434.33
8/24/2017	344,314	CMTRX00008153	Bank Transaction Entry	DAJ000037509			\$1,495.26
8/24/2017	344,318	CMTRX00008153	Bank Transaction Entry	DAJ000037513			\$30.00
8/25/2017	343,721	CMTRX00008141	Bank Transaction Entry	DAJ000037393			\$60,171.84
8/25/2017	343,774	PMCHK00006871	Cash	91282	Abco Safety		\$20.65
8/25/2017	343,775	PMCHK00006871	Cash	91283	Abraxis, LLC		\$1,591.00
8/25/2017	343,776	PMCHK00006871	Cash	91284	Adams, Charles		\$42.81
8/25/2017	343,777	PMCHK00006871	Cash	91285	Aramark		\$64.10
8/25/2017	343,778	PMCHK00006871	Cash	91286	Arts Rental Equipment & Supply		\$160.00
8/25/2017	343,779	PMCHK00006871	Cash	91287	AWWA		\$83.00
8/25/2017	343,780	PMCHK00006871	Cash	91288	Baker Corp.		\$710.00
8/25/2017	343,781	PMCHK00006871	Cash	91289	Baker, Teresa		\$91.51
8/25/2017	343,782	PMCHK00006871	Cash	91290	B C Engineering Co		\$873.00
8/25/2017	343,783	PMCHK00006871	Cash	91291	Becknell-Coghill Inc		\$25,020.00
8/25/2017	343,784	PMCHK00006871	Cash	91292	BL Anderson Co. Inc.		\$564.20
8/25/2017	343,785	PMCHK00006871	Cash	91293	Burgess & Niple		\$304.21
8/25/2017	343,786	PMCHK00006871	Cash	91294	Childers, Crystal		\$20.84
8/25/2017	343,787	PMCHK00006871	Cash	91295	Cincinnati Bell		\$2,366.63
8/25/2017	343,788	PMCHK00006871	Cash	91296	Cintas #315		\$1,213.85
8/25/2017	343,789	PMCHK00006871	Cash	91297	Clean Harbors Env. Services		\$1,845.00
8/25/2017	343,790	PMCHK00006871	Cash	91298	Crescent Springs Hardware		\$26.01
8/25/2017	343,791	PMCHK00006871	Cash	91299	Dameron, Jay		\$126.42
8/25/2017	343,792	PMCHK00006871	Cash	91300	Document Destruction		\$140.00
8/25/2017	343,793	PMCHK00006871	Cash	91301	Dove Data Products, Inc.		\$462.00
8/25/2017	343,794	PMCHK00006871	Cash	91302	Duke Energy		\$27,935.92

8/25/2017	343,795	PMCHK00006871	Cash	91303	Dupont Inc	\$358.63		
8/25/2017	343,796	PMCHK00006871	Cash	91304	Eckstein Roofing Co.	\$380.00		
8/25/2017	343,797	PMCHK00006871	Cash	91305	Elfers John Jr	\$139.96		
8/25/2017	343,798	PMCHK00006871	Cash	91306	Enquirer Media	\$879.38		
8/25/2017	343,799	PMCHK00006871	Cash	91307	Fisher Scientific	\$5,987.90		
8/25/2017	343,800	PMCHK00006871	Cash	91308	Florence Winwater Works	\$3,399.95		
8/25/2017	343,801	PMCHK00006871	Cash	91309	Flynn Metering Systems	\$300.84		
8/25/2017	343,802	PMCHK00006871	Cash	91310	Freyler, Emil	\$4.07		
8/25/2017	343,803	PMCHK00006871	Cash	91311	Gibson BioScience	\$93.93		
8/25/2017	343,804	PMCHK00006871	Cash	91312	Gleason Electric Inc	\$541.50		
8/25/2017	343,805	PMCHK00006871	Cash	91313	Grainger	\$474.60		
8/25/2017	343,806	PMCHK00006871	Cash	91314	Hach Company	\$876.05		
8/25/2017	343,807	PMCHK00006871	Cash	91315	Haggard, Jeffrey	\$131.02		
8/25/2017	343,808	PMCHK00006871	Cash	91316	Hall's Paving & Sealing, Inc.	\$9,659.75		
8/25/2017	343,809	PMCHK00006871	Cash	91317	Harrington Industrial Plastics	\$56.06		
8/25/2017	343,810	PMCHK00006871	Cash	91318	Hartman, Amy	\$46.65		
8/25/2017	343,811	PMCHK00006871	Cash	91319	HD Supply Waterworks, Ltd	\$3,517.90		
8/25/2017	343,812	PMCHK00006871	Cash	91320	Himes Andrew	\$70.12		
8/25/2017	343,813	PMCHK00006871	Cash	91321	Human Resource Profile Inc	\$50.00		
8/25/2017	343,814	PMCHK00006871	Cash	91322	Ideal Supplies Inc	\$3,303.75		
8/25/2017	343,815	PMCHK00006871	Cash	91323	Jerauld, Stacy	\$102.19		
8/25/2017	343,816	PMCHK00006871	Cash	91324	Jones, Sandra	\$105.97		
8/25/2017	343,817	PMCHK00006871	Cash	91325	Kalin, Shannon	\$58.59		
8/25/2017	343,818	PMCHK00006871	Cash	91326	Kemira Water Solutions, Inc.	\$10,349.85		
8/25/2017	343,819	PMCHK00006871	Cash	91327	KOI Enterprises, Inc	\$250.10		
8/25/2017	343,820	PMCHK00006871	Cash	91328	Kenney, Kathy	\$1,000.00		
8/25/2017	343,821	PMCHK00006871	Cash	91329	King, Natassia	\$65.82		
System:	HISTORICAL DETAILED T 10/5/2018	10:45:50 AM	Page:	17	User Date:	10/5/2018	User ID:	skampsen
N Ky Water District								
8/25/2017	343,822	PMCHK00006871	Cash	91330	Kirby, William	\$16.51		
8/25/2017	343,823	PMCHK00006871	Cash	91331	Len Riegler Blacktop, Inc.	\$3,940.50		
8/25/2017	343,824	PMCHK00006871	Cash	91332	Line-X of Southern Ohio	\$160.00		
8/25/2017	343,825	PMCHK00006871	Cash	91333	Lowe's	\$441.16		
8/25/2017	343,826	PMCHK00006871	Cash	91334	Lykins Oil Company	\$1,495.04		
8/25/2017	343,827	PMCHK00006871	Cash	91335	McFall, Raymond	\$126.42		
8/25/2017	343,828	PMCHK00006871	Cash	91336	Mine Safety Appliances Co. LLC	\$464.94		
8/25/2017	343,829	PMCHK00006871	Cash	91337	Mower Express, Inc.	\$117.17		
8/25/2017	343,830	PMCHK00006871	Cash	91338	NetGain Technologies	\$300.00		
8/25/2017	343,831	PMCHK00006871	Cash	91339	OFFICETEAM, Specialized Admin. Staffing	\$791.60		
8/25/2017	343,832	PMCHK00006871	Cash	91340	O'Reilly Auto Parts	\$399.99		
8/25/2017	343,833	PMCHK00006871	Cash	91341	Orr Safety Corporation	\$648.53		
8/25/2017	343,834	PMCHK00006871	Cash	91342	Owen Electric Cooperative Inc	\$116.83		
8/25/2017	343,835	PMCHK00006871	Cash	91343	Pacific Interpreters	\$18.85		
8/25/2017	343,836	PMCHK00006871	Cash	91344	Lori Simpson / Petty Cash	\$90.42		
8/25/2017	343,837	PMCHK00006871	Cash	91345	Pridestaff Financial	\$1,360.00		
8/25/2017	343,838	PMCHK00006871	Cash	91346	Randy's Rugged Wear	\$1,443.97		
8/25/2017	343,839	PMCHK00006871	Cash	91347	Reynolds, Jared	\$19.62		
8/25/2017	343,840	PMCHK00006871	Cash	91348	R & M Welding Products Inc	\$687.18		
8/25/2017	343,841	PMCHK00006871	Cash	91349	Sanitation District No. 1	\$4,083.62		
8/25/2017	343,842	PMCHK00006871	Cash	91350	Shields, Jordan	\$36.03		
8/25/2017	343,843	PMCHK00006871	Cash	91351	Smith, Blake	\$30.87		
8/25/2017	343,844	PMCHK00006871	Cash	91352	Southeastern Equipment Co Inc	\$17.95		
8/25/2017	343,845	PMCHK00006871	Cash	91353	Southern States	\$142.58		
8/25/2017	343,846	PMCHK00006871	Cash	91354	Staples Advantage	\$863.68		
8/25/2017	343,847	PMCHK00006871	Cash	91355	Steinke, Paige	\$400.00		
8/25/2017	343,848	PMCHK00006871	Cash	91356	Stoll Keenon Ogden PLLC	\$578.80		
8/25/2017	343,849	PMCHK00006871	Cash	91357	Time Warner Cable	\$110.00		
8/25/2017	343,850	PMCHK00006871	Cash	91358	TrinSoft, LLC	\$212.50		
8/25/2017	343,851	PMCHK00006871	Cash	91359	Turner, Patricia	\$52.51		
8/25/2017	343,852	PMCHK00006871	Cash	91360	Univar USA Inc.	\$2,640.61		
8/25/2017	343,853	PMCHK00006871	Cash	91361	United Window Cleaning Co., Inc.	\$40.00		
8/25/2017	343,854	PMCHK00006871	Cash	91362	Van Gessel, Winni	\$50.76		
8/25/2017	343,855	PMCHK00006871	Cash	91363	Viking Supply, Inc	\$923.90		
8/25/2017	343,856	PMCHK00006871	Cash	91364	Wessel Lawncare & Landscaping	\$2,543.36		

8/25/2017	343,857	PMCHK00006871	Cash	91365	Wesley, Robin		\$972.98		
8/25/2017	343,858	PMCHK00006871	Cash	91366	Wilder Winnelson		\$686.65		
8/25/2017	343,859	PMCHK00006871	Cash	91367	Williams, David		\$62.53		
8/25/2017	343,860	PMCHK00006871	Cash	91368	Willette, Shane		\$8.65		
8/25/2017	343,861	PMVPY00001029	Cash	91365	Wesley, Robin	\$972.98			
8/25/2017	343,862	PMVPY00001029	Cash	91366	Wilder Winnelson	\$686.65			
8/25/2017	343,863	PMVPY00001029	Cash	91367	Williams, David	\$62.53			
8/25/2017	343,864	PMVPY00001029	Cash	91368	Willette, Shane	\$8.65			
8/25/2017	343,865	PMCHK00006872	Cash	91369	Wesley, Robin		\$972.98		
8/25/2017	343,866	PMCHK00006872	Cash	91370	Wilder Winnelson		\$686.65		
8/25/2017	343,867	PMCHK00006872	Cash	91371	Williams, David		\$62.53		
8/25/2017	343,868	PMCHK00006872	Cash	91372	Willette, Shane		\$8.65		
8/25/2017	344,014	CMTRX00008147	Bank Transaction Entry	RCT000037432		\$21,288.86			
8/25/2017	344,015	CMTRX00008147	Bank Transaction Entry	RCT000037433		\$18,425.46			
8/25/2017	344,016	CMTRX00008147	Bank Transaction Entry	RCT000037434		\$366.00			
8/25/2017	344,017	CMTRX00008147	Bank Transaction Entry	RCT000037435		\$7,853.59			
8/25/2017	344,018	CMTRX00008147	Bank Transaction Entry	RCT000037436		\$1,599.89			
8/25/2017	344,019	CMTRX00008147	Bank Transaction Entry	RCT000037437		\$66,743.63			
8/25/2017	344,020	CMTRX00008147	Bank Transaction Entry	RCT000037438		\$2,857.12			
8/25/2017	344,310	CMTRX00008153	Bank Transaction Entry	DAJ000037505			\$137,031.69		
8/28/2017	343,869	CMXFR00000380	Bank Transfer Entry	XFR000037394	Transfer To: 5/3RD P&I		\$1,750,000.00		
8/28/2017	343,873	PMCHK00006873	Cash	91373	Kentucky State Treasurer		\$5,619.95		
8/28/2017	344,119	CMTRX00008148	Bank Transaction Entry	RCT000037439		\$52,971.71			
8/28/2017	344,120	CMTRX00008148	Bank Transaction Entry	RCT000037440		\$38,305.01			
8/28/2017	344,121	CMTRX00008148	Bank Transaction Entry	RCT000037441		\$1,622.74			
8/28/2017	344,122	CMTRX00008148	Bank Transaction Entry	RCT000037442		\$22,313.94			
8/28/2017	344,123	CMTRX00008148	Bank Transaction Entry	RCT000037443		\$2,405.59			
8/28/2017	344,124	CMTRX00008148	Bank Transaction Entry	RCT000037444		\$27.02			
8/28/2017	344,125	CMTRX00008148	Bank Transaction Entry	RCT000037445		\$78,941.59			
8/28/2017	344,126	CMTRX00008148	Bank Transaction Entry	RCT000037446		\$15,319.51			
8/28/2017	344,127	CMTRX00008148	Bank Transaction Entry	RCT000037447		\$6,473.31			
8/29/2017	344,128	CMTRX00008149	Bank Transaction Entry	RCT000037448		\$18,617.06			
8/29/2017	344,129	CMTRX00008149	Bank Transaction Entry	RCT000037449		\$11,263.70			
8/29/2017	344,130	CMTRX00008149	Bank Transaction Entry	RCT000037450		\$790.66			
8/29/2017	344,131	CMTRX00008149	Bank Transaction Entry	RCT000037451		\$7,181.93			
8/29/2017	344,132	CMTRX00008149	Bank Transaction Entry	RCT000037452		\$1,849.68			
8/29/2017	344,133	CMTRX00008149	Bank Transaction Entry	RCT000037453		\$72,594.85			
8/29/2017	344,134	CMTRX00008149	Bank Transaction Entry	RCT000037454		\$13,712.18			
8/29/2017	344,135	CMTRX00008149	Bank Transaction Entry	RCT000037455		\$15,818.21			
System:	HISTORICAL DETAILED T 10/5/2018		10:45:50 AM	Page:	18	User Date:	10/5/2018	User ID:	skampsen
N Ky Water District									
8/29/2017	344,319	CMTRX00008153	Bank Transaction Entry	DAJ000037514			\$130.00		
8/30/2017	343,934	PMCHK00006874	Cash	91374	Kentucky State Treasurer		\$52.88		
8/30/2017	344,136	CMTRX00008150	Bank Transaction Entry	RCT000037456		\$39,933.66			
8/30/2017	344,137	CMTRX00008150	Bank Transaction Entry	RCT000037457		\$24,449.63			
8/30/2017	344,138	CMTRX00008150	Bank Transaction Entry	RCT000037458		\$3,064.10			
8/30/2017	344,139	CMTRX00008150	Bank Transaction Entry	RCT000037459		\$14,503.62			
8/30/2017	344,140	CMTRX00008150	Bank Transaction Entry	RCT000037460		\$1,546.08			
8/30/2017	344,141	CMTRX00008150	Bank Transaction Entry	RCT000037461		\$101,559.15			
8/30/2017	344,142	CMTRX00008150	Bank Transaction Entry	RCT000037462		\$59.35			
8/30/2017	344,143	CMTRX00008150	Bank Transaction Entry	RCT000037463		\$12,546.33			
8/30/2017	344,320	CMTRX00008153	Bank Transaction Entry	DAJ000037515			\$0.39		
8/31/2017	344,041	PMCHK00006875	Cash	91375	Ace-Tex Enterprises, Inc.		\$386.15		
8/31/2017	344,042	PMCHK00006875	Cash	91376	Agilent Technologies		\$386.90		
8/31/2017	344,043	PMCHK00006875	Cash	91377	Arts Rental Equipment & Supply		\$485.00		
8/31/2017	344,044	PMCHK00006875	Cash	91378	A & S Electric Supply, Inc.		\$465.77		
8/31/2017	344,045	PMCHK00006875	Cash	91379	B C Engineering Co		\$374.85		
8/31/2017	344,046	PMCHK00006875	Cash	91380	BestOne, Tire & Service of Mid America, Inc.		\$3,635.00		
8/31/2017	344,047	PMCHK00006875	Cash	91381	Brandenburg, Lisa		\$500.48		
8/31/2017	344,048	PMCHK00006875	Cash	91382	CDW Government Inc.		\$85.69		
8/31/2017	344,049	PMCHK00006875	Cash	91383	Cincinnati Bell		\$2,270.93		
8/31/2017	344,050	PMCHK00006875	Cash	91384	Cincinnati Bell Any Distance		\$127.08		
8/31/2017	344,051	PMCHK00006875	Cash	91385	Cintas #315		\$2,132.46		
8/31/2017	344,052	PMCHK00006875	Cash	91386	Colina, Maria		\$60.00		

8/31/2017	344,053	PMCHK00006875	Cash	91387	Core & Main	\$14,897.75	
8/31/2017	344,054	PMCHK00006875	Cash	91388	Cundiff, Joel	\$102.56	
8/31/2017	344,055	PMCHK00006875	Cash	91389	Dons Garage Inc	\$1,844.67	
8/31/2017	344,056	PMCHK00006875	Cash	91390	Dove Data Products, Inc.	\$225.00	
8/31/2017	344,057	PMCHK00006875	Cash	91391	Duke Energy	\$28,597.07	
8/31/2017	344,058	PMCHK00006875	Cash	91392	E & H Integrated Systems	\$475.00	
8/31/2017	344,059	PMCHK00006875	Cash	91393	Enquirer Media	\$869.38	
8/31/2017	344,060	PMCHK00006875	Cash	91394	Fastenal Company	\$1,701.39	
8/31/2017	344,061	PMCHK00006875	Cash	91395	Filterous	\$322.67	
8/31/2017	344,062	PMCHK00006875	Cash	91396	Fisher Scientific	\$189.39	
8/31/2017	344,063	PMCHK00006875	Cash	91397	Florence Winwater Works	\$599.00	
8/31/2017	344,064	PMCHK00006875	Cash	91398	Garrard, Troy	\$150.43	
8/31/2017	344,065	PMCHK00006875	Cash	91399	General Foundries, Inc.	\$437.50	
8/31/2017	344,066	PMCHK00006875	Cash	91400	Hach Company	\$1,426.08	
8/31/2017	344,067	PMCHK00006875	Cash	91401	HD Supply Waterworks, Ltd	\$14,373.00	
8/31/2017	344,068	PMCHK00006875	Cash	91402	Hodges, Nathan	\$2,570.90	
8/31/2017	344,069	PMCHK00006875	Cash	91403	KOI Enterprises, Inc	\$82.85	
8/31/2017	344,070	PMCHK00006875	Cash	91404	Line-X of Southern Ohio	\$160.00	
8/31/2017	344,071	PMCHK00006875	Cash	91405	Lowe's	\$112.38	
8/31/2017	344,072	PMCHK00006875	Cash	91406	Minuteman/Design Press	\$345.00	
8/31/2017	344,073	PMCHK00006875	Cash	91407	Mobilcomm Inc.	\$1,419.70	
8/31/2017	344,074	PMCHK00006875	Cash	91408	OFFICETEAM, Specialized Admin. Staffing	\$475.20	
8/31/2017	344,075	PMCHK00006875	Cash	91409	Owen Electric Cooperative Inc	\$33.49	
8/31/2017	344,076	PMCHK00006875	Cash	91410	Pilot Lumber	\$9.88	
8/31/2017	344,077	PMCHK00006875	Cash	91411	Plant Trolley, Inc., The	\$177.12	
8/31/2017	344,078	PMCHK00006875	Cash	91412	Pollard Water	\$1,610.24	
8/31/2017	344,079	PMCHK00006875	Cash	91413	R & M Welding Products Inc	\$565.33	
8/31/2017	344,080	PMCHK00006875	Cash	91414	RUMPKE	\$120.00	
8/31/2017	344,081	PMCHK00006875	Cash	91415	Sanitation District No. 1	\$15.62	
8/31/2017	344,082	PMCHK00006875	Cash	91416	Scientific Equipment Service, Inc.	\$1,474.00	
8/31/2017	344,083	PMCHK00006875	Cash	91417	Specialized Plumbing Parts Supply	\$21.10	
8/31/2017	344,084	PMCHK00006875	Cash	91418	Staples Advantage	\$84.44	
8/31/2017	344,085	PMCHK00006875	Cash	91419	Thermo Electron NA LLC	\$193.43	
8/31/2017	344,086	PMCHK00006875	Cash	91420	Time Warner Cable	\$248.19	
8/31/2017	344,087	PMCHK00006875	Cash	91421	Townsend, Rick	\$72.09	
8/31/2017	344,088	PMCHK00006875	Cash	91422	Univar USA Inc.	\$9,281.32	
8/31/2017	344,089	PMCHK00006875	Cash	91423	USALCO	\$5,786.72	
8/31/2017	344,090	PMCHK00006875	Cash	91424	Viking Supply, Inc	\$3,382.20	
8/31/2017	344,091	PMCHK00006875	Cash	91425	Wessel Lawncare & Landscaping	\$500.00	
8/31/2017	344,092	PMCHK00006875	Cash	91426	Williams, Jacob	\$85.00	
8/31/2017	344,144	CMTRX00008151	Bank Transaction Entry	RCT000037464		\$19,688.35	
8/31/2017	344,145	CMTRX00008151	Bank Transaction Entry	RCT000037465		\$14,130.02	
8/31/2017	344,146	CMTRX00008151	Bank Transaction Entry	RCT000037466		\$710.88	
8/31/2017	344,147	CMTRX00008151	Bank Transaction Entry	RCT000037467		\$9,699.45	
8/31/2017	344,148	CMTRX00008151	Bank Transaction Entry	RCT000037468		\$2,380.39	
8/31/2017	344,149	CMTRX00008151	Bank Transaction Entry	RCT000037469		\$55,692.75	
8/31/2017	344,150	CMTRX00008151	Bank Transaction Entry	RCT000037470		\$60,062.18	
8/31/2017	344,297	CMTRX00008153	Bank Transaction Entry	IAJ000037492		\$57,957.85	
8/31/2017	344,298	CMTRX00008153	Bank Transaction Entry	IAJ000037493		\$18,960.38	
8/31/2017	344,301	CMTRX00008153	Bank Transaction Entry	DAJ000037496		\$1,966.80	
8/31/2017	344,306	CMTRX00008153	Bank Transaction Entry	DAJ000037501		\$441.99	
System:	HISTORICAL DETAILED T 10/5/2018		10:45:50 AM	Page:	19	User Date: 10/5/2018	User ID: skampsen
N Ky Water District							
8/31/2017	344,311	CMTRX00008153	Bank Transaction Entry	DAJ000037506		\$140,477.52	
8/31/2017	344,321	CMTRX00008153	Bank Transaction Entry	DAJ000037516		\$676.49	
9/1/2017	344,151	CMXFR00000381	Bank Transfer Entry	XFR000037471	Transfer To: DENTAL BENEFITS	\$15,000.00	
9/1/2017	344,598	CMTRX00008155	Bank Transaction Entry	RCT000037519		\$14,464.53	
9/1/2017	344,599	CMTRX00008155	Bank Transaction Entry	RCT000037520		\$12,963.19	
9/1/2017	344,600	CMTRX00008155	Bank Transaction Entry	RCT000037521		\$498.49	
9/1/2017	344,601	CMTRX00008155	Bank Transaction Entry	RCT000037522		\$3,834.79	
9/1/2017	344,602	CMTRX00008155	Bank Transaction Entry	RCT000037523		\$809.98	
9/1/2017	344,603	CMTRX00008155	Bank Transaction Entry	RCT000037524		\$57,957.85	
9/1/2017	344,604	CMTRX00008155	Bank Transaction Entry	RCT000037525		\$9,686.88	
9/1/2017	345,484	CMTRX00008179	Bank Transaction Entry	DAJ000037694		\$57,957.85	

9/5/2017	344,163	PMCHK00006878	Cash	91427	Kentucky State Treasurer		\$5,619.95
9/5/2017	344,605	CMTRX00008156	Bank Transaction Entry	RCT000037526		\$47,364.01	
9/5/2017	344,606	CMTRX00008156	Bank Transaction Entry	RCT000037527		\$45,672.02	
9/5/2017	344,607	CMTRX00008156	Bank Transaction Entry	RCT000037528		\$1,437.78	
9/5/2017	344,608	CMTRX00008156	Bank Transaction Entry	RCT000037529		\$14,554.30	
9/5/2017	344,609	CMTRX00008156	Bank Transaction Entry	RCT000037530		\$5,546.20	
9/5/2017	344,610	CMTRX00008156	Bank Transaction Entry	RCT000037531		\$68,747.83	
9/5/2017	344,611	CMTRX00008156	Bank Transaction Entry	RCT000037532		\$44.47	
9/5/2017	344,612	CMTRX00008156	Bank Transaction Entry	RCT000037533		\$23,574.89	
9/5/2017	345,485	CMTRX00008179	Bank Transaction Entry	DAJ000037695			\$0.05
9/6/2017	344,613	CMTRX00008157	Bank Transaction Entry	RCT000037534		\$15,906.82	
9/6/2017	344,614	CMTRX00008157	Bank Transaction Entry	RCT000037535		\$12,082.24	
9/6/2017	344,615	CMTRX00008157	Bank Transaction Entry	RCT000037536		\$758.89	
9/6/2017	344,616	CMTRX00008157	Bank Transaction Entry	RCT000037537		\$6,311.64	
9/6/2017	344,617	CMTRX00008157	Bank Transaction Entry	RCT000037538		\$4,966.69	
9/6/2017	344,618	CMTRX00008157	Bank Transaction Entry	RCT000037539		\$84,246.49	
9/6/2017	344,619	CMTRX00008157	Bank Transaction Entry	RCT000037540		\$45,017.51	
9/6/2017	344,620	CMTRX00008157	Bank Transaction Entry	RCT000037541		\$7,460.00	
9/7/2017	344,266	CMTRX00008152	Bank Transaction Entry	DAJ000037488			\$144,464.15
9/7/2017	344,273	PMVPY00001030	Cash	91306	Enquirer Media	\$879.38	
9/7/2017	344,292	PMCHK00006879	Cash	91428	Kentucky Retirement Systems		\$2,460.51
9/7/2017	344,621	CMTRX00008158	Bank Transaction Entry	RCT000037542		\$6,798.89	
9/7/2017	344,622	CMTRX00008158	Bank Transaction Entry	RCT000037543		\$5,447.06	
9/7/2017	344,623	CMTRX00008158	Bank Transaction Entry	RCT000037544		\$303.02	
9/7/2017	344,624	CMTRX00008158	Bank Transaction Entry	RCT000037545		\$3,334.91	
9/7/2017	344,625	CMTRX00008158	Bank Transaction Entry	RCT000037546		\$3,922.66	
9/7/2017	344,626	CMTRX00008158	Bank Transaction Entry	RCT000037547		\$146,851.31	
9/7/2017	344,627	CMTRX00008158	Bank Transaction Entry	RCT000037548		\$17,695.28	
9/7/2017	345,493	CMTRX00008179	Bank Transaction Entry	DAJ000037703			\$138,889.64
9/7/2017	345,497	CMTRX00008179	Bank Transaction Entry	DAJ000037707			\$1,882.76
9/8/2017	344,390	PMCHK00006880	Cash	91429	A-1 Electric Motor Service		\$740.13
9/8/2017	344,391	PMCHK00006880	Cash	91430	ADI		\$193.25
9/8/2017	344,392	PMCHK00006880	Cash	91431	Agilent Technologies		\$901.78
9/8/2017	344,393	PMCHK00006880	Cash	91432	Around the Clock Answering Service		\$519.00
9/8/2017	344,394	PMCHK00006880	Cash	91433	Badger Daylighting Corp.		\$2,685.00
9/8/2017	344,395	PMCHK00006880	Cash	91434	Blue Chip Express & Courier Service		\$230.00
9/8/2017	344,396	PMCHK00006880	Cash	91435	Boone-Kenton Lumber Supply Co.		\$16.59
9/8/2017	344,397	PMCHK00006880	Cash	91436	Bray Trucking Inc.		\$8,018.69
9/8/2017	344,398	PMCHK00006880	Cash	91437	Bryant, Chris		\$744.19
9/8/2017	344,399	PMCHK00006880	Cash	91438	CA Advance		\$242.77
9/8/2017	344,400	PMCHK00006880	Cash	91439	Cincinnati Bell		\$9,821.71
9/8/2017	344,401	PMCHK00006880	Cash	91440	Cincinnati Bell		\$648.50
9/8/2017	344,402	PMCHK00006880	Cash	91441	City of Southgate		\$150.00
9/8/2017	344,403	PMCHK00006880	Cash	91442	Cottingham True Value		\$567.92
9/8/2017	344,404	PMCHK00006880	Cash	91443	Crescent Springs Hardware		\$450.43
9/8/2017	344,405	PMCHK00006880	Cash	91444	Dixon Engineering, Inc.		\$8,966.25
9/8/2017	344,406	PMCHK00006880	Cash	91445	DRT Construction, Inc		\$185.20
9/8/2017	344,407	PMCHK00006880	Cash	91500	Wildman Corporate Apparel		\$516.82
9/8/2017	344,408	PMCHK00006880	Cash	91446	Duke Energy		\$45,623.98
9/8/2017	344,409	PMCHK00006880	Cash	91447	EyeMed		\$1,156.60
9/8/2017	344,410	PMCHK00006880	Cash	91448	Fisher Scientific		\$2,440.02
9/8/2017	344,411	PMCHK00006880	Cash	91449	Florence Winwater Works		\$13,051.03
9/8/2017	344,412	PMCHK00006880	Cash	91450	Fortiline, Inc.		\$2,946.25
9/8/2017	344,413	PMCHK00006880	Cash	91451	Grainger		\$99.11
9/8/2017	344,414	PMCHK00006880	Cash	91452	Greko Supply Company		\$531.00
9/8/2017	344,415	PMCHK00006880	Cash	91453	Hach Company		\$684.68
9/8/2017	344,416	PMCHK00006880	Cash	91454	Hall's Paving & Sealing, Inc.		\$7,396.00
9/8/2017	344,417	PMCHK00006880	Cash	91455	Human Resource Profile Inc		\$50.00
9/8/2017	344,418	PMCHK00006880	Cash	91456	Ideal Supplies Inc		\$4,912.50
9/8/2017	344,419	PMCHK00006880	Cash	91457	IDEXX Distribution, Inc.		\$3,542.81
9/8/2017	344,420	PMCHK00006880	Cash	91458	Johnson Electric Supply Co., The		\$218.54
9/8/2017	344,421	PMCHK00006880	Cash	91459	KEMI		\$4,820.74
9/8/2017	344,422	PMCHK00006880	Cash	91460	Kemira Water Solutions, Inc.		\$5,048.31

N Ky Water District

9/8/2017	344,423	PMCHK00006880	Cash	91461	KOI Enterprises, Inc	\$161.63
9/8/2017	344,424	PMCHK00006880	Cash	91462	Klingenberg's - Covington	\$13.48
9/8/2017	344,425	PMCHK00006880	Cash	91463	Konkright, Darlene	\$127.09
9/8/2017	344,426	PMCHK00006880	Cash	91464	Lang, Tim	\$210.40
9/8/2017	344,427	PMCHK00006880	Cash	91465	Lawn Systems, Inc.	\$5,999.00
9/8/2017	344,428	PMCHK00006880	Cash	91466	Len Riegler Blacktop, Inc.	\$405.99
9/8/2017	344,429	PMCHK00006880	Cash	91467	Lincoln National Life Insurance Co.	\$853.23
9/8/2017	344,430	PMCHK00006880	Cash	91468	Literature Fulfillment Services	\$14,010.50
9/8/2017	344,431	PMCHK00006880	Cash	91469	Lowe's	\$670.15
9/8/2017	344,432	PMCHK00006880	Cash	91470	Lucas Pools	\$290.69
9/8/2017	344,433	PMCHK00006880	Cash	91471	Matheson Tri-Gas, Inc.	\$208.73
9/8/2017	344,434	PMCHK00006880	Cash	91472	Microsoft	\$168.17
9/8/2017	344,435	PMCHK00006880	Cash	91473	Miller Pipeline	\$78.01
9/8/2017	344,436	PMCHK00006880	Cash	91474	OFFICETEAM, Specialized Admin. Staffing	\$814.28
9/8/2017	344,437	PMCHK00006880	Cash	91475	Owen Electric Cooperative Inc	\$55.05
9/8/2017	344,438	PMCHK00006880	Cash	91476	Colleen Medert-Petty Cash	\$48.00
9/8/2017	344,439	PMCHK00006880	Cash	91477	Pension Corporation of America	\$5,754.81
9/8/2017	344,440	PMCHK00006880	Cash	91478	Pridestaff Financial	\$2,720.00
9/8/2017	344,441	PMCHK00006880	Cash	91479	Rexnord Industries LLC	\$191.28
9/8/2017	344,442	PMCHK00006880	Cash	91480	Richie Trucking	\$1,625.00
9/8/2017	344,443	PMCHK00006880	Cash	91481	R & M Welding Products Inc	\$130.09
9/8/2017	344,444	PMCHK00006880	Cash	91482	RNK Environmental Inc	\$378.00
9/8/2017	344,445	PMCHK00006880	Cash	91483	Sanitation District No. 1	\$3,748.58
9/8/2017	344,446	PMCHK00006880	Cash	91484	Sanitation District No. 1	\$142.13
9/8/2017	344,447	PMCHK00006880	Cash	91485	Jeff Schuchter	\$90.42
9/8/2017	344,448	PMCHK00006880	Cash	91486	Southern States	\$90.56
9/8/2017	344,449	PMCHK00006880	Cash	91487	Table Rock Construction	\$30.40
9/8/2017	344,450	PMCHK00006880	Cash	91488	Tele-Vac Environmental	\$146.39
9/8/2017	344,451	PMCHK00006880	Cash	91489	ThyssenKrupp Elevator	\$255.09
9/8/2017	344,452	PMCHK00006880	Cash	91490	Univar USA Inc.	\$2,781.10
9/8/2017	344,453	PMCHK00006880	Cash	91491	United Healthcare Insurance	\$5.68
9/8/2017	344,454	PMCHK00006880	Cash	91492	Uniforms Manufacturing Inc.	\$209.25
9/8/2017	344,455	PMCHK00006880	Cash	91493	USALCO	\$5,796.16
9/8/2017	344,456	PMCHK00006880	Cash	91494	Verizon Wireless	\$7,625.40
9/8/2017	344,457	PMCHK00006880	Cash	91495	Viking Supply, Inc	\$11,895.50
9/8/2017	344,458	PMCHK00006880	Cash	91496	Vivial	\$620.15
9/8/2017	344,459	PMCHK00006880	Cash	91497	Waste Resource Management Inc.	\$1,318.08
9/8/2017	344,460	PMCHK00006880	Cash	91498	Wessel Lawncare & Landscaping	\$2,543.36
9/8/2017	344,461	PMCHK00006880	Cash	91499	Wex Bank	\$15,925.03
9/8/2017	344,462	PMCHK00006880	Cash	91501	WRC Inc.	\$130.00
9/8/2017	344,628	CMTRX00008159	Bank Transaction Entry	RCT000037549		\$51,085.74
9/8/2017	344,629	CMTRX00008159	Bank Transaction Entry	RCT000037550		\$39,831.29
9/8/2017	344,630	CMTRX00008159	Bank Transaction Entry	RCT000037551		\$3,186.67
9/8/2017	344,631	CMTRX00008159	Bank Transaction Entry	RCT000037552		\$22,565.34
9/8/2017	344,632	CMTRX00008159	Bank Transaction Entry	RCT000037553		\$3,108.27
9/8/2017	344,633	CMTRX00008159	Bank Transaction Entry	RCT000037554		\$104,941.29
9/8/2017	344,634	CMTRX00008159	Bank Transaction Entry	RCT000037555		\$13,539.38
9/11/2017	344,494	PMCHK00006883	Cash	91502	Cangioni, Carole	\$779.63
9/11/2017	344,495	PMVPY00001031	Cash	91502	Cangioni, Carole	
9/11/2017	344,496	PMCHK00006884	Cash	91503	Cangioni, Carole	\$779.63
9/11/2017	344,499	PMCHK00006885	Cash	91504	Bardo, Rob or Meg	\$8,000.00
9/11/2017	345,071	CMTRX00008163	Bank Transaction Entry	RCT000037561		\$58,029.43
9/11/2017	345,072	CMTRX00008163	Bank Transaction Entry	RCT000037562		\$46,131.32
9/11/2017	345,073	CMTRX00008163	Bank Transaction Entry	RCT000037563		\$2,541.08
9/11/2017	345,074	CMTRX00008163	Bank Transaction Entry	RCT000037564		\$24,486.75
9/11/2017	345,075	CMTRX00008163	Bank Transaction Entry	RCT000037565		\$2,781.09
9/11/2017	345,076	CMTRX00008163	Bank Transaction Entry	RCT000037566		\$99,475.58
9/11/2017	345,077	CMTRX00008163	Bank Transaction Entry	RCT000037567		\$25,047.69
9/11/2017	345,078	CMTRX00008163	Bank Transaction Entry	RCT000037568		\$11,719.31
9/12/2017	344,527	PMCHK00006886	Cash	91505	Chisenhall, Doris or Kristie	\$8,000.00
9/12/2017	344,529	PMCHK00006887	Cash	91506	Bardo, Rob or Meg	\$74.19
9/12/2017	344,592	PMCHK00006888	Cash	91507	Kentucky State Treasurer	\$5,583.13
9/12/2017	344,594	PMVPY00001032	Cash	91506	Bardo, Rob or Meg	\$74.19

9/12/2017	345,079	CMTRX00008164	Bank Transaction Entry	RCT000037569		\$20,451.12		
9/12/2017	345,080	CMTRX00008164	Bank Transaction Entry	RCT000037570		\$14,263.29		
9/12/2017	345,081	CMTRX00008164	Bank Transaction Entry	RCT000037571		\$684.40		
9/12/2017	345,082	CMTRX00008164	Bank Transaction Entry	RCT000037572		\$7,206.62		
9/12/2017	345,083	CMTRX00008164	Bank Transaction Entry	RCT000037573		\$4,009.93		
9/12/2017	345,084	CMTRX00008164	Bank Transaction Entry	RCT000037574		\$207,379.50		
9/12/2017	345,085	CMTRX00008164	Bank Transaction Entry	RCT000037575		\$13,922.90		
9/12/2017	345,086	CMTRX00008164	Bank Transaction Entry	RCT000037576		\$3,525.17		
9/13/2017	344,597	PMCHK00006889	Cash	91508	Gerdes, Yvette		\$900.00	
9/13/2017	345,088	CMTRX00008165	Bank Transaction Entry	RCT000037577		\$49,058.92		
9/13/2017	345,089	CMTRX00008165	Bank Transaction Entry	RCT000037578		\$28,122.49		
System:	HISTORICAL DETAILED T 10/5/2018		10:45:50 AM	Page:	User Date:	10/5/2018	User ID:	skampsen
N Ky Water District								
9/13/2017	345,090	CMTRX00008165	Bank Transaction Entry	RCT000037579		\$2,400.43		
9/13/2017	345,091	CMTRX00008165	Bank Transaction Entry	RCT000037580		\$15,903.73		
9/13/2017	345,092	CMTRX00008165	Bank Transaction Entry	RCT000037581		\$3,574.40		
9/13/2017	345,093	CMTRX00008165	Bank Transaction Entry	RCT000037582		\$1,523.15		
9/13/2017	345,094	CMTRX00008165	Bank Transaction Entry	RCT000037583		\$2,114.53		
9/13/2017	345,095	CMTRX00008165	Bank Transaction Entry	RCT000037584		\$98,874.57		
9/13/2017	345,096	CMTRX00008165	Bank Transaction Entry	RCT000037585		\$18,420.64		
9/13/2017	345,503	CMTRX00008179	Bank Transaction Entry	DAJ000037713			\$1,509.57	
9/13/2017	345,504	CMTRX00008179	Bank Transaction Entry	DAJ000037714			\$1,523.15	
9/14/2017	345,097	CMTRX00008166	Bank Transaction Entry	RCT000037586		\$43,766.11		
9/14/2017	345,098	CMTRX00008166	Bank Transaction Entry	RCT000037587		\$14,138.41		
9/14/2017	345,099	CMTRX00008166	Bank Transaction Entry	RCT000037588		\$1,570.47		
9/14/2017	345,100	CMTRX00008166	Bank Transaction Entry	RCT000037589		\$7,299.95		
9/14/2017	345,101	CMTRX00008166	Bank Transaction Entry	RCT000037590		\$4,116.45		
9/14/2017	345,102	CMTRX00008166	Bank Transaction Entry	RCT000037591		\$181,238.22		
9/14/2017	345,103	CMTRX00008166	Bank Transaction Entry	RCT000037592		\$5,189.62		
9/14/2017	345,494	CMTRX00008179	Bank Transaction Entry	DAJ000037704			\$143,739.87	
9/14/2017	345,498	CMTRX00008179	Bank Transaction Entry	DAJ000037708			\$442.55	
9/15/2017	345,104	CMTRX00008167	Bank Transaction Entry	RCT000037593		\$23,169.73		
9/15/2017	345,105	CMTRX00008167	Bank Transaction Entry	RCT000037594		\$23,896.78		
9/15/2017	345,106	CMTRX00008167	Bank Transaction Entry	RCT000037595		\$863.42		
9/15/2017	345,107	CMTRX00008167	Bank Transaction Entry	RCT000037596		\$7,866.16		
9/15/2017	345,108	CMTRX00008167	Bank Transaction Entry	RCT000037597		\$3,476.28		
9/15/2017	345,109	CMTRX00008167	Bank Transaction Entry	RCT000037598		\$99,373.92		
9/15/2017	345,110	CMTRX00008167	Bank Transaction Entry	RCT000037599		\$10,019.71		
9/16/2017	344,748	PMCHK00006892	Cash	91509	A-1 Electric Motor Service		\$211.58	
9/16/2017	344,749	PMCHK00006892	Cash	91510	Analytical Services Inc		\$874.00	
9/16/2017	344,750	PMCHK00006892	Cash	91511	A & S Electric Supply, Inc.		\$585.10	
9/16/2017	344,751	PMCHK00006892	Cash	91512	Badger Meter, Inc		\$81.00	
9/16/2017	344,752	PMCHK00006892	Cash	91513	Bardo, Rob or Meg		\$333.27	
9/16/2017	344,753	PMCHK00006892	Cash	91514	B C Engineering Co		\$276.02	
9/16/2017	344,754	PMCHK00006892	Cash	91515	Best Way Disposal		\$705.01	
9/16/2017	344,755	PMCHK00006892	Cash	91516	Blevins, Adam		\$92.19	
9/16/2017	344,756	PMCHK00006892	Cash	91517	Carroll, Amber		\$12.56	
9/16/2017	344,757	PMCHK00006892	Cash	91518	CCP Industries Inc.		\$400.27	
9/16/2017	344,758	PMCHK00006892	Cash	91519	CDW Government Inc.		\$81.95	
9/16/2017	344,759	PMCHK00006892	Cash	91520	Chase Environmental Group		\$70.00	
9/16/2017	344,760	PMCHK00006892	Cash	91521	Chisenhall, Doris or Kristie		\$333.27	
9/16/2017	344,761	PMCHK00006892	Cash	91522	Cincinnati Bell		\$493.02	
9/16/2017	344,762	PMCHK00006892	Cash	91523	Cintas #315		\$1,914.87	
9/16/2017	344,763	PMCHK00006892	Cash	91524	Clear Edge Filtration		\$1,734.25	
9/16/2017	344,764	PMCHK00006892	Cash	91525	Cline, Joan		\$66.74	
9/16/2017	344,765	PMCHK00006892	Cash	91526	Combined Public Comm.		\$1,341.27	
9/16/2017	344,766	PMCHK00006892	Cash	91527	Core & Main		\$132.00	
9/16/2017	344,767	PMCHK00006892	Cash	91528	Crescent Springs Hardware		\$123.50	
9/16/2017	344,768	PMCHK00006892	Cash	91529	Dons Garage Inc		\$3,126.07	
9/16/2017	344,769	PMCHK00006892	Cash	91530	Duke Energy		\$75,836.91	
9/16/2017	344,770	PMCHK00006892	Cash	91531	Edwards, Ian		\$125.56	
9/16/2017	344,771	PMCHK00006892	Cash	91532	Ellison, Ryan		\$39.75	
9/16/2017	344,772	PMCHK00006892	Cash	91533	Environmental Resource Assoc		\$549.92	
9/16/2017	344,773	PMCHK00006892	Cash	91534	Fangmeyer Jr., David		\$76.45	



9/16/2017	344,774	PMCHK00006892	Cash	91535	Fastenal Company	\$1,237.43	
9/16/2017	344,775	PMCHK00006892	Cash	91536	Fedders Feed Co., J. H.	\$42.95	
9/16/2017	344,776	PMCHK00006892	Cash	91537	Fifth Third Bank-Visa	\$1,212.65	
9/16/2017	344,777	PMCHK00006892	Cash	91538	Fisher Scientific	\$3,609.21	
9/16/2017	344,778	PMCHK00006892	Cash	91539	Flaugher, Justin	\$89.00	
9/16/2017	344,779	PMCHK00006892	Cash	91540	Florence Hardware & Industrial Supply	\$57.34	
9/16/2017	344,780	PMCHK00006892	Cash	91541	Florence Winwater Works	\$5,373.20	
9/16/2017	344,781	PMCHK00006892	Cash	91542	Flynn Metering Systems	\$235.29	
9/16/2017	344,782	PMCHK00006892	Cash	91543	Fortiline, Inc.	\$1,672.00	
9/16/2017	344,783	PMCHK00006892	Cash	91544	Gemmer & Sons, Inc.	\$10,861.07	
9/16/2017	344,784	PMCHK00006892	Cash	91545	GPS Hospitality Partners LLC	\$43.06	
9/16/2017	344,785	PMCHK00006892	Cash	91546	Greater Comfort Heating & Air	\$1,745.00	
9/16/2017	344,786	PMCHK00006892	Cash	91547	Hach Company	\$345.59	
9/16/2017	344,787	PMCHK00006892	Cash	91548	Hall's Paving & Sealing, Inc.	\$2,244.80	
9/16/2017	344,788	PMCHK00006892	Cash	91549	Henn Plumbing Inc.	\$260.00	
9/16/2017	344,789	PMCHK00006892	Cash	91550	Hewlett-Packard	\$450.00	
9/16/2017	344,790	PMCHK00006892	Cash	91551	Holland, Brandon	\$14.00	
9/16/2017	344,791	PMCHK00006892	Cash	91552	Hoop, Kenneth	\$68.08	
9/16/2017	344,792	PMCHK00006892	Cash	91553	Hughes, PSC., John N.	\$8,300.00	
9/16/2017	344,793	PMCHK00006892	Cash	91554	Ideal Supplies Inc	\$10,827.50	
9/16/2017	344,794	PMCHK00006892	Cash	91555	Jolly Plumbing	\$175.00	
9/16/2017	344,795	PMCHK00006892	Cash	91556	Kemira Water Solutions, Inc.	\$5,022.34	
9/16/2017	344,796	PMCHK00006892	Cash	91557	KOI Enterprises, Inc	\$541.58	
System:	HISTORICAL DETAILED T 10/5/2018		10:45:50 AM	Page:	22	User Date: 10/5/2018	User ID: skampsen
N Ky Water District							
9/16/2017	344,797	PMCHK00006892	Cash	91558	Kiefer, Catherine	\$72.97	
9/16/2017	344,798	PMCHK00006892	Cash	91559	Knew Day LLC	\$113.67	
9/16/2017	344,799	PMCHK00006892	Cash	91560	Kramer, Tom	\$125.42	
9/16/2017	344,800	PMCHK00006892	Cash	91561	Linville, Steven	\$125.80	
9/16/2017	344,801	PMCHK00006892	Cash	91562	Lowe's	\$66.20	
9/16/2017	344,802	PMCHK00006892	Cash	91563	Lykins Oil Company	\$2,410.54	
9/16/2017	344,803	PMCHK00006892	Cash	91564	Mailender Inc.	\$393.81	
9/16/2017	344,804	PMCHK00006892	Cash	91565	Mark's Garage	\$1,478.32	
9/16/2017	344,805	PMCHK00006892	Cash	91566	Mills Fence Co., Inc.	\$1,450.00	
9/16/2017	344,806	PMCHK00006892	Cash	91567	Millipore Corporation	\$1,394.36	
9/16/2017	344,807	PMCHK00006892	Cash	91568	Morgan, Stephanie	\$46.48	
9/16/2017	344,808	PMCHK00006892	Cash	91569	Murray, Dirk	\$107.39	
9/16/2017	344,809	PMCHK00006892	Cash	91570	OFFICETEAM, Specialized Admin. Staffing	\$636.97	
9/16/2017	344,810	PMCHK00006892	Cash	91571	Owen Electric Cooperative Inc	\$16,711.46	
9/16/2017	344,811	PMCHK00006892	Cash	91572	Parr, Heather	\$16.63	
9/16/2017	344,812	PMCHK00006892	Cash	91573	Pitney Bowes Inc.	\$765.12	
9/16/2017	344,813	PMCHK00006892	Cash	91574	Ramler, Brian	\$22.09	
9/16/2017	344,814	PMCHK00006892	Cash	91575	Riser, Lois	\$96.12	
9/16/2017	344,815	PMCHK00006892	Cash	91576	R & M Welding Products Inc	\$320.48	
9/16/2017	344,816	PMCHK00006892	Cash	91577	Rodriguez, Oscar	\$32.42	
9/16/2017	344,817	PMCHK00006892	Cash	91578	RUMPKE	\$83.37	
9/16/2017	344,818	PMCHK00006892	Cash	91579	Sanitation District No. 1	\$218.91	
9/16/2017	344,819	PMCHK00006892	Cash	91580	Shell, Walter	\$49.79	
9/16/2017	344,820	PMCHK00006892	Cash	91581	Simon, Lisa	\$5.36	
9/16/2017	344,821	PMCHK00006892	Cash	91582	Smith, Steve	\$125.60	
9/16/2017	344,822	PMCHK00006892	Cash	91583	Southeastern Equipment Co Inc	\$611.32	
9/16/2017	344,823	PMCHK00006892	Cash	91584	Staples Advantage	\$179.53	
9/16/2017	344,824	PMCHK00006892	Cash	91585	Tilden, Amanda	\$17.81	
9/16/2017	344,825	PMCHK00006892	Cash	91586	Trotter, Bucky	\$49.81	
9/16/2017	344,826	PMCHK00006892	Cash	91587	Univar USA Inc.	\$11,650.32	
9/16/2017	344,827	PMCHK00006892	Cash	91588	USALCO	\$5,708.84	
9/16/2017	344,828	PMCHK00006892	Cash	91589	Vertical Systems Elevator	\$256.79	
9/16/2017	344,829	PMCHK00006892	Cash	91590	Viking Supply, Inc	\$6,679.43	
9/16/2017	344,830	PMCHK00006892	Cash	91591	Visionary Holdings LLC	\$117.87	
9/16/2017	344,831	PMCHK00006892	Cash	91592	VonLehman & Company Inc.	\$150.00	
9/16/2017	344,832	PMCHK00006892	Cash	91593	Watson, Kyle	\$44.59	
9/16/2017	344,840	PMVPY00001033	Cash	91537	Fifth Third Bank-Visa	\$1,212.65	
9/18/2017	344,835	PMCHK00006893	Cash	91594	Kentucky State Treasurer	\$5,583.13	
9/18/2017	345,354	CMTRX00008168	Bank Transaction Entry	RCT000037600		\$70,570.33	

9/18/2017	345,355	CMTRX00008168	Bank Transaction Entry	RCT000037601		\$44,931.02	
9/18/2017	345,356	CMTRX00008168	Bank Transaction Entry	RCT000037602		\$1,438.94	
9/18/2017	345,357	CMTRX00008168	Bank Transaction Entry	RCT000037603		\$22,698.42	
9/18/2017	345,358	CMTRX00008168	Bank Transaction Entry	RCT000037604		\$2,396.59	
9/18/2017	345,359	CMTRX00008168	Bank Transaction Entry	RCT000037605		\$94,525.15	
9/18/2017	345,360	CMTRX00008168	Bank Transaction Entry	RCT000037606		\$7,142.58	
9/18/2017	345,361	CMTRX00008168	Bank Transaction Entry	RCT000037607		\$5,424.01	
9/18/2017	345,486	CMTRX00008179	Bank Transaction Entry	IAJ000037696		\$0.75	
9/18/2017	345,492	CMTRX00008179	Bank Transaction Entry	DAJ000037702			\$17,748.00
9/19/2017	344,838	CMTRX00008161	Bank Transaction Entry	DAJ000037557			\$60,626.72
9/19/2017	345,362	CMTRX00008169	Bank Transaction Entry	RCT000037608		\$19,714.94	
9/19/2017	345,363	CMTRX00008169	Bank Transaction Entry	RCT000037609		\$12,514.41	
9/19/2017	345,364	CMTRX00008169	Bank Transaction Entry	RCT000037610		\$684.57	
9/19/2017	345,365	CMTRX00008169	Bank Transaction Entry	RCT000037611		\$7,413.48	
9/19/2017	345,367	CMTRX00008169	Bank Transaction Entry	RCT000037612		\$5,985.96	
9/19/2017	345,368	CMTRX00008169	Bank Transaction Entry	RCT000037613		\$146,392.19	
9/19/2017	345,369	CMTRX00008169	Bank Transaction Entry	RCT000037614		\$9,606.59	
9/19/2017	345,370	CMTRX00008169	Bank Transaction Entry	RCT000037615		\$5,253.78	
9/20/2017	345,373	CMTRX00008170	Bank Transaction Entry	RCT000037616		\$34,661.58	
9/20/2017	345,374	CMTRX00008170	Bank Transaction Entry	RCT000037617		\$20,776.42	
9/20/2017	345,375	CMTRX00008170	Bank Transaction Entry	RCT000037618		\$1,945.92	
9/20/2017	345,376	CMTRX00008170	Bank Transaction Entry	RCT000037619		\$12,378.05	
9/20/2017	345,378	CMTRX00008170	Bank Transaction Entry	RCT000037620		\$6,134.54	
9/20/2017	345,379	CMTRX00008170	Bank Transaction Entry	RCT000037621		\$18,454.08	
9/20/2017	345,380	CMTRX00008170	Bank Transaction Entry	RCT000037622		\$57,531.98	
9/21/2017	344,976	PMCHK00006896	Cash	91595	A-1 Electric Motor Service		\$862.90
9/21/2017	344,977	PMCHK00006896	Cash	91596	ADS Environmental Services		\$750.00
9/21/2017	344,978	PMCHK00006896	Cash	91597	Appalachian States Analytical, LLC		\$4,652.80
9/21/2017	344,979	PMCHK00006896	Cash	91598	Badger Daylighting Corp.		\$1,260.00
9/21/2017	344,980	PMCHK00006896	Cash	91599	Bennett, Cecil		\$22.10
9/21/2017	344,981	PMCHK00006896	Cash	91600	Brehm, Joe		\$500.00
9/21/2017	344,982	PMCHK00006896	Cash	91601	Calgon Carbon Corporation		\$4,749.20
9/21/2017	344,983	PMCHK00006896	Cash	91602	CBT Company		\$2,376.53
9/21/2017	344,984	PMCHK00006896	Cash	91603	CE Power Solutions, LLC		\$1,520.00
9/21/2017	344,985	PMCHK00006896	Cash	91604	Cincinnati Bell		\$3,196.77
System:	HISTORICAL DETAILED T 10/5/2018	10:45:50 AM	Page:	23	User Date:	10/5/2018	User ID: skampsen
N Ky Water District							
9/21/2017	344,986	PMCHK00006896	Cash	91605	Cintas #315		\$680.08
9/21/2017	344,987	PMCHK00006896	Cash	91606	Core & Main		\$11,536.20
9/21/2017	344,988	PMCHK00006896	Cash	91607	Crescent Springs Hardware		\$34.99
9/21/2017	344,989	PMCHK00006896	Cash	91608	Duke Energy		\$2,449.98
9/21/2017	344,990	PMCHK00006896	Cash	91609	E & H Integrated Systems		\$315.00
9/21/2017	344,991	PMCHK00006896	Cash	91610	Equipment Depot		\$110.31
9/21/2017	344,992	PMCHK00006896	Cash	91611	Fifth Third Bank-Visa		\$913.65
9/21/2017	344,993	PMCHK00006896	Cash	91612	Fisher Scientific		\$662.29
9/21/2017	344,994	PMCHK00006896	Cash	91613	Flynn Metering Systems		\$1,470.80
9/21/2017	344,995	PMCHK00006896	Cash	91614	Fortiline, Inc.		\$9,306.71
9/21/2017	344,996	PMCHK00006896	Cash	91615	Gannett Fleming Companies, Inc.		\$1,680.00
9/21/2017	344,997	PMCHK00006896	Cash	91616	Gleason Electric Inc		\$70.00
9/21/2017	344,998	PMCHK00006896	Cash	91617	Hillyard Kentucky		\$163.90
9/21/2017	344,999	PMCHK00006896	Cash	91618	Humana Dental Ins. Co.		\$931.60
9/21/2017	345,000	PMCHK00006896	Cash	91619	Ideal Supplies Inc		\$1,800.00
9/21/2017	345,001	PMCHK00006896	Cash	91620	Kemira Water Solutions, Inc.		\$5,035.32
9/21/2017	345,002	PMCHK00006896	Cash	91621	KOI Enterprises, Inc		\$13.33
9/21/2017	345,003	PMCHK00006896	Cash	91622	Lowe's		\$639.12
9/21/2017	345,004	PMCHK00006896	Cash	91623	Lykins Oil Company		\$1,866.57
9/21/2017	345,005	PMCHK00006896	Cash	91624	Matheson Tri-Gas, Inc.		\$876.67
9/21/2017	345,006	PMCHK00006896	Cash	91625	Mills Fence Co., Inc.		\$2,080.00
9/21/2017	345,007	PMCHK00006896	Cash	91626	Minuteman/Design Press		\$520.00
9/21/2017	345,008	PMCHK00006896	Cash	91627	NexGen Building Supply		\$2,511.60
9/21/2017	345,009	PMCHK00006896	Cash	91628	Oberjohn, Karen		\$99.11
9/21/2017	345,010	PMCHK00006896	Cash	91629	OFFICETEAM, Specialized Admin. Staffing		\$792.89
9/21/2017	345,011	PMCHK00006896	Cash	91630	Otis Elevator Company		\$2,783.47
9/21/2017	345,012	PMCHK00006896	Cash	91631	Owen Electric Cooperative Inc		\$77.65

9/21/2017	345,013	PMCHK00006896	Cash	91632	Phenova		\$136.80		
9/21/2017	345,014	PMCHK00006896	Cash	91633	Pridestaff Financial		\$1,360.00		
9/21/2017	345,015	PMCHK00006896	Cash	91634	Process Pump & Seal, Inc.		\$3,074.31		
9/21/2017	345,016	PMCHK00006896	Cash	91635	R & M Welding Products Inc		\$27.89		
9/21/2017	345,017	PMCHK00006896	Cash	91636	Sanitation District No. 1		\$176.60		
9/21/2017	345,018	PMCHK00006896	Cash	91637	Southern States		\$74.61		
9/21/2017	345,019	PMCHK00006896	Cash	91638	Staples Advantage		\$864.91		
9/21/2017	345,020	PMCHK00006896	Cash	91639	St. Elizabeth Business Health		\$622.00		
9/21/2017	345,021	PMCHK00006896	Cash	91640	Thatcher Chemical of Florida Inc		\$10,608.00		
9/21/2017	345,022	PMCHK00006896	Cash	91641	Time Warner Cable		\$110.00		
9/21/2017	345,023	PMCHK00006896	Cash	91642	United Window Cleaning Co., Inc.		\$40.00		
9/21/2017	345,024	PMCHK00006896	Cash	91643	US Bank Equipment Finance		\$1,184.37		
9/21/2017	345,025	PMCHK00006896	Cash	91644	Viking Supply, Inc		\$1,264.75		
9/21/2017	345,026	PMCHK00006896	Cash	91645	Waste Resource Management Inc.		\$2,260.16		
9/21/2017	345,027	PMCHK00006896	Cash	91646	Wildman Corporate Apparel		\$98.96		
9/21/2017	345,028	PMCHK00006896	Cash	91647	Wilhelm-Olsen, Helen		\$107.99		
9/21/2017	345,029	CMTRX00008162	Bank Transaction Entry	DAJ000037558			\$55,044.72		
9/21/2017	345,031	PMVPY00001034	Cash	91611	Fifth Third Bank-Visa	\$913.65			
9/21/2017	345,381	CMTRX00008171	Bank Transaction Entry	RCT000037623		\$34,164.19			
9/21/2017	345,382	CMTRX00008171	Bank Transaction Entry	RCT000037624		\$22,509.04			
9/21/2017	345,383	CMTRX00008171	Bank Transaction Entry	RCT000037625		\$1,633.07			
9/21/2017	345,384	CMTRX00008171	Bank Transaction Entry	RCT000037626		\$13,549.58			
9/21/2017	345,385	CMTRX00008171	Bank Transaction Entry	RCT000037627		\$3,097.60			
9/21/2017	345,386	CMTRX00008171	Bank Transaction Entry	RCT000037628		\$424,131.93			
9/21/2017	345,387	CMTRX00008171	Bank Transaction Entry	RCT000037629		\$68,182.28			
9/21/2017	345,491	CMTRX00008179	Bank Transaction Entry	DAJ000037701			\$1,971.34		
9/22/2017	345,388	CMTRX00008172	Bank Transaction Entry	RCT000037630		\$24,738.22			
9/22/2017	345,389	CMTRX00008172	Bank Transaction Entry	RCT000037631		\$16,598.75			
9/22/2017	345,390	CMTRX00008172	Bank Transaction Entry	RCT000037632		\$557.94			
9/22/2017	345,391	CMTRX00008172	Bank Transaction Entry	RCT000037633		\$6,068.25			
9/22/2017	345,392	CMTRX00008172	Bank Transaction Entry	RCT000037634		\$4,524.15			
9/22/2017	345,393	CMTRX00008172	Bank Transaction Entry	RCT000037635		\$104,092.60			
9/22/2017	345,394	CMTRX00008172	Bank Transaction Entry	RCT000037636		\$113,993.63			
9/22/2017	345,495	CMTRX00008179	Bank Transaction Entry	DAJ000037705			\$134,404.20		
9/22/2017	345,499	CMTRX00008179	Bank Transaction Entry	DAJ000037709			\$431.51		
9/25/2017	345,030	CMXFR00000382	Bank Transfer Entry	XFR000037559	Transfer To: 5/3RD P&I		\$1,750,000.00		
9/25/2017	345,395	CMTRX00008173	Bank Transaction Entry	RCT000037637		\$42,206.82			
9/25/2017	345,396	CMTRX00008173	Bank Transaction Entry	RCT000037638		\$32,726.03			
9/25/2017	345,397	CMTRX00008173	Bank Transaction Entry	RCT000037639		\$929.87			
9/25/2017	345,398	CMTRX00008173	Bank Transaction Entry	RCT000037640		\$10,457.73			
9/25/2017	345,399	CMTRX00008173	Bank Transaction Entry	RCT000037641		\$2,092.65			
9/25/2017	345,400	CMTRX00008173	Bank Transaction Entry	RCT000037642		\$124,611.45			
9/25/2017	345,401	CMTRX00008173	Bank Transaction Entry	RCT000037643		\$133.17			
9/25/2017	345,402	CMTRX00008173	Bank Transaction Entry	RCT000037644		\$1,202.91			
9/25/2017	345,502	CMTRX00008179	Bank Transaction Entry	DAJ000037712			\$9,092.57		
9/26/2017	345,034	PMCHK00006897	Cash	91648	Fifth Third Bank-Visa		\$1,212.65		
9/26/2017	345,038	PMCHK00006898	Cash	91649	Kentucky State Treasurer		\$5,633.13		
System:	HISTORICAL DETAILED T 10/5/2018		10:45:50 AM	Page:	24	User Date:	10/5/2018	User ID:	skampsen
N Ky Water District									
9/26/2017	345,403	CMTRX00008174	Bank Transaction Entry	RCT000037645		\$14,990.54			
9/26/2017	345,404	CMTRX00008174	Bank Transaction Entry	RCT000037646		\$9,348.26			
9/26/2017	345,405	CMTRX00008174	Bank Transaction Entry	RCT000037647		\$406.50			
9/26/2017	345,406	CMTRX00008174	Bank Transaction Entry	RCT000037648		\$4,812.74			
9/26/2017	345,407	CMTRX00008174	Bank Transaction Entry	RCT000037649		\$4,164.90			
9/26/2017	345,408	CMTRX00008174	Bank Transaction Entry	RCT000037650		\$234,383.80			
9/26/2017	345,409	CMTRX00008174	Bank Transaction Entry	RCT000037651		\$2,187.12			
9/26/2017	345,410	CMTRX00008174	Bank Transaction Entry	RCT000037652		\$7,850.43			
9/27/2017	345,411	CMTRX00008175	Bank Transaction Entry	RCT000037653		\$50,672.60			
9/27/2017	345,412	CMTRX00008175	Bank Transaction Entry	RCT000037654		\$21,641.74			
9/27/2017	345,413	CMTRX00008175	Bank Transaction Entry	RCT000037655		\$1,548.31			
9/27/2017	345,414	CMTRX00008175	Bank Transaction Entry	RCT000037656		\$13,866.18			
9/27/2017	345,415	CMTRX00008175	Bank Transaction Entry	RCT000037657		\$2,553.06			
9/27/2017	345,416	CMTRX00008175	Bank Transaction Entry	RCT000037658		\$347,532.69			
9/27/2017	345,417	CMTRX00008175	Bank Transaction Entry	RCT000037659		\$6,053.65			

9/27/2017	345,418	CMTRX00008175	Bank Transaction Entry	RCT000037660		\$5,250.75	
9/27/2017	345,487	CMTRX00008179	Bank Transaction Entry	DAJ000037697			\$0.25
9/28/2017	345,419	CMTRX00008176	Bank Transaction Entry	RCT000037661		\$28,975.87	
9/28/2017	345,420	CMTRX00008176	Bank Transaction Entry	RCT000037662		\$28,244.91	
9/28/2017	345,421	CMTRX00008176	Bank Transaction Entry	RCT000037663		\$1,500.22	
9/28/2017	345,422	CMTRX00008176	Bank Transaction Entry	RCT000037664		\$12,718.03	
9/28/2017	345,423	CMTRX00008176	Bank Transaction Entry	RCT000037665		\$3,047.53	
9/28/2017	345,424	CMTRX00008176	Bank Transaction Entry	RCT000037666		\$83,210.51	
9/28/2017	345,425	CMTRX00008176	Bank Transaction Entry	RCT000037667		\$4,013.07	
9/28/2017	345,426	CMTRX00008176	Bank Transaction Entry	RCT000037668		\$54,774.23	
9/28/2017	345,488	CMTRX00008179	Bank Transaction Entry	DAJ000037698			\$0.75
9/28/2017	345,496	CMTRX00008179	Bank Transaction Entry	DAJ000037706			\$136,064.73
9/28/2017	345,500	CMTRX00008179	Bank Transaction Entry	DAJ000037710			\$437.31
9/28/2017	345,501	CMTRX00008179	Bank Transaction Entry	DAJ000037711			\$1,495.26
9/28/2017	345,505	CMTRX00008179	Bank Transaction Entry	IAJ000037715		\$3.00	
9/29/2017	345,273	PMCHK00006900	Cash	91650	Abco Safety		\$241.76
9/29/2017	345,274	PMCHK00006900	Cash	91651	AFM Demolition		\$32.77
9/29/2017	345,275	PMCHK00006900	Cash	91652	American Red Cross		\$27.00
9/29/2017	345,276	PMCHK00006900	Cash	91653	Analytical Services Inc		\$437.00
9/29/2017	345,277	PMCHK00006900	Cash	91654	Arts Rental Equipment & Supply		\$493.76
9/29/2017	345,278	PMCHK00006900	Cash	91655	AWWA		\$664.00
9/29/2017	345,279	PMCHK00006900	Cash	91656	Battery Neighbor LLC		\$204.00
9/29/2017	345,280	PMCHK00006900	Cash	91657	BestOne, Tire & Service of Mid America, Inc.		\$417.52
9/29/2017	345,281	PMCHK00006900	Cash	91658	CA Advance		\$121.59
9/29/2017	345,282	PMCHK00006900	Cash	91659	CDW Government Inc.		\$314.06
9/29/2017	345,283	PMCHK00006900	Cash	91660	Cincinnati Bell		\$2,324.26
9/29/2017	345,284	PMCHK00006900	Cash	91661	Cincinnati Bell Any Distance		\$100.33
9/29/2017	345,285	PMCHK00006900	Cash	91662	Cincinnati Bell		\$1,472.91
9/29/2017	345,286	PMCHK00006900	Cash	91663	Cincinnati State College		\$598.00
9/29/2017	345,287	PMCHK00006900	Cash	91664	Crescent Springs Hardware		\$48.95
9/29/2017	345,288	PMCHK00006900	Cash	91665	Dons Garage Inc		\$2,862.38
9/29/2017	345,289	PMCHK00006900	Cash	91666	Dove Data Products, Inc.		\$527.00
9/29/2017	345,290	PMCHK00006900	Cash	91667	Duke Energy		\$51,016.90
9/29/2017	345,291	PMCHK00006900	Cash	91668	E & H Integrated Systems		\$4,037.57
9/29/2017	345,292	PMCHK00006900	Cash	91669	Electric Motor Technologies LLC		\$5,250.00
9/29/2017	345,293	PMCHK00006900	Cash	91670	Environmental Resource Assoc		\$206.97
9/29/2017	345,294	PMCHK00006900	Cash	91671	Equipment Depot		\$446.13
9/29/2017	345,295	PMCHK00006900	Cash	91672	Erlanger Window Cleaning		\$4,100.00
9/29/2017	345,296	PMCHK00006900	Cash	91673	Fairway Crossing Condos		\$234.00
9/29/2017	345,297	PMCHK00006900	Cash	91674	Fastech Alarms &		\$623.97
9/29/2017	345,298	PMCHK00006900	Cash	91675	Fisher Scientific		\$271.46
9/29/2017	345,299	PMCHK00006900	Cash	91676	Flaig Welding Co Inc		\$149.50
9/29/2017	345,300	PMCHK00006900	Cash	91677	General Foundries, Inc.		\$700.00
9/29/2017	345,301	PMCHK00006900	Cash	91678	Glass, Steve		\$99.06
9/29/2017	345,302	PMCHK00006900	Cash	91679	Goetz Matt		\$220.00
9/29/2017	345,303	PMCHK00006900	Cash	91680	Grainger		\$51.48
9/29/2017	345,304	PMCHK00006900	Cash	91681	Greater Comfort Heating & Air		\$960.00
9/29/2017	345,305	PMCHK00006900	Cash	91682	Hach Company		\$1,231.29
9/29/2017	345,306	PMCHK00006900	Cash	91683	HDR Engineering, Inc.		\$1,259.17
9/29/2017	345,307	PMCHK00006900	Cash	91684	Henn Plumbing Inc.		\$250.00
9/29/2017	345,308	PMCHK00006900	Cash	91685	JD Power Systems		\$137.61
9/29/2017	345,309	PMCHK00006900	Cash	91686	Kaman Fluid Power		\$500.00
9/29/2017	345,310	PMCHK00006900	Cash	91687	Kennys Collision Center		\$1,055.14
9/29/2017	345,311	PMCHK00006900	Cash	91688	KOI Enterprises, Inc		\$1,138.94
9/29/2017	345,312	PMCHK00006900	Cash	91689	Kent Refrigeration Company		\$855.35
9/29/2017	345,313	PMCHK00006900	Cash	91690	Len Riegler Blacktop, Inc.		\$312.03
9/29/2017	345,314	PMCHK00006900	Cash	91691	Lincoln National Life Insurance Co.		\$5,395.27
9/29/2017	345,315	PMCHK00006900	Cash	91692	Lowe's		\$997.54
9/29/2017	345,316	PMCHK00006900	Cash	91693	Lucas Pools		\$3.60
System:	HISTORICAL DETAILED T 10/5/2018			25	User Date:	10/5/2018	User ID: skampsen
N Ky Water District							
9/29/2017	345,317	PMCHK00006900	Cash	91694	Lykins Oil Company		\$1,310.98
9/29/2017	345,318	PMCHK00006900	Cash	91695	Mainstrasse Village Assoc.		\$200.79
9/29/2017	345,319	PMCHK00006900	Cash	91696	Mark's Garage		\$398.61

9/29/2017	345,320	PMCHK00006900	Cash	91697	Matheson Tri-Gas, Inc.		\$677.36
9/29/2017	345,321	PMCHK00006900	Cash	91698	Microsoft		\$6,468.00
9/29/2017	345,322	PMCHK00006900	Cash	91699	Miller Pipeline		\$415.44
9/29/2017	345,323	PMCHK00006900	Cash	91700	Minuteman/Design Press		\$531.50
9/29/2017	345,324	PMCHK00006900	Cash	91701	Mine Safety Appliances Co. LLC		\$463.84
9/29/2017	345,325	PMCHK00006900	Cash	91702	Mobilcomm Inc.		\$963.00
9/29/2017	345,326	PMCHK00006900	Cash	91703	Mower Express, Inc.		\$80.00
9/29/2017	345,327	PMCHK00006900	Cash	91704	North Star Painting Co Inc		\$275.20
9/29/2017	345,328	PMCHK00006900	Cash	91705	OFFICETEAM, Specialized Admin. Staffing		\$152.46
9/29/2017	345,329	PMCHK00006900	Cash	91706	O'Reilly Auto Parts		\$239.99
9/29/2017	345,330	PMCHK00006900	Cash	91707	O'Rourke Wrecking Co		\$585.00
9/29/2017	345,331	PMCHK00006900	Cash	91708	Orr Safety Corporation		\$1,001.82
9/29/2017	345,332	PMCHK00006900	Cash	91709	Owen Electric Cooperative Inc		\$35.47
9/29/2017	345,333	PMCHK00006900	Cash	91710	Polydyne, Inc.		\$3,344.00
9/29/2017	345,334	PMCHK00006900	Cash	91711	Pridestaff Financial		\$2,176.00
9/29/2017	345,335	PMCHK00006900	Cash	91712	Randy's Rugged Wear		\$1,094.97
9/29/2017	345,336	PMCHK00006900	Cash	91713	R & M Welding Products Inc		\$27.89
9/29/2017	345,337	PMCHK00006900	Cash	91714	Safeguard Business Systems		\$284.25
9/29/2017	345,338	PMCHK00006900	Cash	91715	SafetyWear		\$211.42
9/29/2017	345,339	PMCHK00006900	Cash	91716	Sanitation District No. 1		\$698.21
9/29/2017	345,340	PMCHK00006900	Cash	91717	Sigma-Aldrich Inc		\$51.77
9/29/2017	345,341	PMCHK00006900	Cash	91718	Southeastern Equipment Co Inc		\$3,245.43
9/29/2017	345,342	PMCHK00006900	Cash	91719	Sumerel Tire Co., Inc., Bob		\$1,019.13
9/29/2017	345,343	PMCHK00006900	Cash	91720	Supply Post Business Products		\$94.92
9/29/2017	345,344	PMCHK00006900	Cash	91721	SWS Environmental		\$298.37
9/29/2017	345,345	PMCHK00006900	Cash	91722	Tele-Vac Environmental		\$146.39
9/29/2017	345,346	PMCHK00006900	Cash	91723	Univar USA Inc.		\$16,084.15
9/29/2017	345,347	PMCHK00006900	Cash	91724	United Healthcare Insurance		\$241,503.39
9/29/2017	345,348	PMCHK00006900	Cash	91725	USALCO		\$5,904.72
9/29/2017	345,349	PMCHK00006900	Cash	91726	Wildman Corporate Apparel		\$2,501.19
9/29/2017	345,350	PMCHK00006900	Cash	91727	Wiseway Supply		\$3,993.99
9/29/2017	345,427	CMTRX00008177	Bank Transaction Entry	RCT000037669		\$32,166.89	
9/29/2017	345,428	CMTRX00008177	Bank Transaction Entry	RCT000037670		\$14,804.28	
9/29/2017	345,429	CMTRX00008177	Bank Transaction Entry	RCT000037671		\$1,160.38	
9/29/2017	345,430	CMTRX00008177	Bank Transaction Entry	RCT000037672		\$10,631.95	
9/29/2017	345,431	CMTRX00008177	Bank Transaction Entry	RCT000037673		\$808.99	
9/29/2017	345,432	CMTRX00008177	Bank Transaction Entry	RCT000037674		\$147,818.04	
9/29/2017	345,433	CMTRX00008177	Bank Transaction Entry	RCT000037675		\$25,484.82	
9/29/2017	345,489	CMTRX00008179	Bank Transaction Entry	IAJ000037699		\$18,239.72	
9/29/2017	345,490	CMTRX00008179	Bank Transaction Entry	IAJ000037700		\$89,431.34	
10/1/2017	347,173	CMTRX00008208	Bank Transaction Entry	DAJ000037907			\$89,431.34
10/1/2017	347,181	CMTRX00008208	Bank Transaction Entry	DAJ000037915			\$5,105.02
10/2/2017	345,771	CMTRX00008180	Bank Transaction Entry	RCT000037717		\$45,280.38	
10/2/2017	345,772	CMTRX00008180	Bank Transaction Entry	RCT000037718		\$31,129.26	
10/2/2017	345,773	CMTRX00008180	Bank Transaction Entry	RCT000037719		\$2,294.93	
10/2/2017	345,774	CMTRX00008180	Bank Transaction Entry	RCT000037720		\$14,885.53	
10/2/2017	345,775	CMTRX00008180	Bank Transaction Entry	RCT000037721		\$3,627.55	
10/2/2017	345,776	CMTRX00008180	Bank Transaction Entry	RCT000037722		\$89,431.34	
10/2/2017	345,777	CMTRX00008180	Bank Transaction Entry	RCT000037723		\$56.81	
10/2/2017	345,778	CMTRX00008180	Bank Transaction Entry	RCT000037724		\$3,349.15	
10/2/2017	347,174	CMTRX00008208	Bank Transaction Entry	DAJ000037908			\$0.50
10/3/2017	345,461	CMTRX00008178	Bank Transaction Entry	DAJ000037693			\$180,791.27
10/3/2017	345,482	PMCHK00006901	Cash	91728	Kentucky State Treasurer		\$5,633.13
10/3/2017	345,779	CMTRX00008181	Bank Transaction Entry	RCT000037725		\$19,745.13	
10/3/2017	345,780	CMTRX00008181	Bank Transaction Entry	RCT000037726		\$14,355.76	
10/3/2017	345,781	CMTRX00008181	Bank Transaction Entry	RCT000037727		\$2,164.88	
10/3/2017	345,782	CMTRX00008181	Bank Transaction Entry	RCT000037728		\$11,235.27	
10/3/2017	345,783	CMTRX00008181	Bank Transaction Entry	RCT000037729		\$4,044.89	
10/3/2017	345,784	CMTRX00008181	Bank Transaction Entry	RCT000037730		\$204,210.66	
10/3/2017	345,785	CMTRX00008181	Bank Transaction Entry	RCT000037731		\$109.98	
10/3/2017	345,786	CMTRX00008181	Bank Transaction Entry	RCT000037732		\$8,173.05	
10/3/2017	347,175	CMTRX00008208	Bank Transaction Entry	DAJ000037909			\$5.00
10/4/2017	345,576	CMXFR00000384	Bank Transfer Entry	XFR000037716	Transfer To: DENTAL BENEFITS		\$20,000.00
10/4/2017	345,788	CMTRX00008182	Bank Transaction Entry	RCT000037733		\$27,002.37	

10/4/2017	345,789	CMTRX00008182	Bank Transaction Entry	RCT000037734		\$28,210.14			
10/4/2017	345,790	CMTRX00008182	Bank Transaction Entry	RCT000037735		\$2,158.60			
10/4/2017	345,791	CMTRX00008182	Bank Transaction Entry	RCT000037736		\$8,248.41			
10/4/2017	345,792	CMTRX00008182	Bank Transaction Entry	RCT000037737		\$3,610.19			
10/4/2017	345,793	CMTRX00008182	Bank Transaction Entry	RCT000037738		\$333,053.59			
10/4/2017	345,794	CMTRX00008182	Bank Transaction Entry	RCT000037739		\$921.51			
10/4/2017	345,795	CMTRX00008182	Bank Transaction Entry	RCT000037740		\$15,523.36			
System:	HISTORICAL DETAILED T 10/5/2018		10:45:50 AM	Page:	26	User Date:	10/5/2018	User ID:	skampsen
N Ky Water District									
10/5/2017	345,670	PMCHK00006904	Cash	91729	Airport Towing	\$165.00			
10/5/2017	345,671	PMCHK00006904	Cash	91730	Arts Rental Equipment & Supply	\$808.30			
10/5/2017	345,672	PMCHK00006904	Cash	91731	Battery Neighbor LLC	\$494.64			
10/5/2017	345,673	PMCHK00006904	Cash	91732	B C Engineering Co	\$564.00			
10/5/2017	345,674	PMCHK00006904	Cash	91733	Becknell-Coghill Inc	\$28,410.00			
10/5/2017	345,675	PMCHK00006904	Cash	91734	Bosley, Tyler	\$97.04			
10/5/2017	345,676	PMCHK00006904	Cash	91735	Brewer, Dan	\$93.12			
10/5/2017	345,677	PMCHK00006904	Cash	91736	Browning, Brennan	\$120.00			
10/5/2017	345,678	PMCHK00006904	Cash	91737	Calderon, Michael	\$86.06			
10/5/2017	345,679	PMCHK00006904	Cash	91738	CDW Government Inc.	\$995.91			
10/5/2017	345,680	PMCHK00006904	Cash	91739	Cincinnati Bell	\$1,725.36			
10/5/2017	345,681	PMCHK00006904	Cash	91740	Cintas #315	\$2,097.10			
10/5/2017	345,682	PMCHK00006904	Cash	91741	City of Edgewood	\$240.00			
10/5/2017	345,683	PMCHK00006904	Cash	91742	Continental Technologies, LLC	\$750.00			
10/5/2017	345,684	PMCHK00006904	Cash	91743	Cornerstone Controls, Inc.	\$474.80			
10/5/2017	345,685	PMCHK00006904	Cash	91744	Core & Main	\$1,525.00			
10/5/2017	345,686	PMCHK00006904	Cash	91745	Crescent Springs Hardware	\$257.38			
10/5/2017	345,687	PMCHK00006904	Cash	91746	Daniels, Bradley	\$29.73			
10/5/2017	345,688	PMCHK00006904	Cash	91747	Dell Financial Services	\$5,038.79			
10/5/2017	345,689	PMCHK00006904	Cash	91748	Duke Energy	\$8,149.88			
10/5/2017	345,690	PMCHK00006904	Cash	91749	Electric Motor Technologies LLC	\$8,950.00			
10/5/2017	345,691	PMCHK00006904	Cash	91750	EyeMed	\$1,219.36			
10/5/2017	345,692	PMCHK00006904	Cash	91751	Ferguson Waterworks	\$370.00			
10/5/2017	345,693	PMCHK00006904	Cash	91752	Fisher Scientific	\$2,425.25			
10/5/2017	345,694	PMCHK00006904	Cash	91753	Florence Winwater Works	\$5,758.75			
10/5/2017	345,695	PMCHK00006904	Cash	91754	Foltz, Nicholas	\$45.15			
10/5/2017	345,696	PMCHK00006904	Cash	91755	Fulmer, Jessica	\$75.34			
10/5/2017	345,697	PMCHK00006904	Cash	91756	Gaylor, Vedra	\$114.90			
10/5/2017	345,698	PMCHK00006904	Cash	91757	Glahn, Craig	\$74.35			
10/5/2017	345,699	PMCHK00006904	Cash	91758	Grainger	\$767.36			
10/5/2017	345,700	PMCHK00006904	Cash	91759	Groneck, John	\$126.15			
10/5/2017	345,701	PMCHK00006904	Cash	91760	Habitat for Humanity	\$750.00			
10/5/2017	345,702	PMCHK00006904	Cash	91761	Harper Oil Products Inc	\$1,710.43			
10/5/2017	345,703	PMCHK00006904	Cash	91762	Hensley Plumbing Inc., Mike	\$230.00			
10/5/2017	345,704	PMCHK00006904	Cash	91763	Hudson, Carl	\$115.29			
10/5/2017	345,705	PMCHK00006904	Cash	91764	Human Resource Profile Inc	\$200.00			
10/5/2017	345,706	PMCHK00006904	Cash	91765	Ideal Supplies Inc	\$3,092.50			
10/5/2017	345,707	PMCHK00006904	Cash	91766	IDEXX Distribution, Inc.	\$2,118.96			
10/5/2017	345,708	PMCHK00006904	Cash	91767	Isabel, Mark	\$13.15			
10/5/2017	345,709	PMCHK00006904	Cash	91768	Jones & Simpson	\$41.90			
10/5/2017	345,710	PMCHK00006904	Cash	91769	Keidel Supply	\$828.39			
10/5/2017	345,711	PMCHK00006904	Cash	91770	Kemper Inc Richard G	\$130.29			
10/5/2017	345,712	PMCHK00006904	Cash	91771	Kemira Water Solutions, Inc.	\$4,983.38			
10/5/2017	345,713	PMCHK00006904	Cash	91772	KOI Enterprises, Inc	\$21.52			
10/5/2017	345,714	PMCHK00006904	Cash	91773	Kruger Inc	\$968.19			
10/5/2017	345,715	PMCHK00006904	Cash	91774	Kummer, Dilts & Collins PLLC	\$500.00			
10/5/2017	345,716	PMCHK00006904	Cash	91775	KWWOA	\$60.00			
10/5/2017	345,717	PMCHK00006904	Cash	91776	Layne Christensen Company	\$1,600.00			
10/5/2017	345,718	PMCHK00006904	Cash	91777	Lincoln National Life Insurance Co.	\$914.66			
10/5/2017	345,719	PMCHK00006904	Cash	91778	Lowe's	\$157.56			
10/5/2017	345,720	PMCHK00006904	Cash	91779	Lykins Oil Company	\$1,258.39			
10/5/2017	345,721	PMCHK00006904	Cash	91780	Matheson Tri-Gas, Inc.	\$208.73			
10/5/2017	345,722	PMCHK00006904	Cash	91781	Moore, Michael	\$126.32			
10/5/2017	345,723	PMCHK00006904	Cash	91782	Ovivo USA, LLC	\$4,030.00			
10/5/2017	345,724	PMCHK00006904	Cash	91783	Owen Electric Cooperative Inc	\$46.64			

10/5/2017	345,725	PMCHK00006904	Cash	91784	Colleen Medert-Petty Cash	\$51.51	
10/5/2017	345,726	PMCHK00006904	Cash	91785	Pension Corporation of America	\$4,630.48	
10/5/2017	345,727	PMCHK00006904	Cash	91786	Matt Piccirillo	\$120.00	
10/5/2017	345,728	PMCHK00006904	Cash	91787	Pilot Lumber	\$4.37	
10/5/2017	345,729	PMCHK00006904	Cash	91788	Pirtek Reading Road	\$5,672.43	
10/5/2017	345,730	PMCHK00006904	Cash	91789	Plant Trolley, Inc., The	\$177.12	
10/5/2017	345,731	PMCHK00006904	Cash	91790	Richie Trucking	\$1,625.00	
10/5/2017	345,732	PMCHK00006904	Cash	91791	R & M Welding Products Inc	\$145.99	
10/5/2017	345,733	PMCHK00006904	Cash	91792	RNK Environmental Inc	\$555.00	
10/5/2017	345,734	PMCHK00006904	Cash	91793	RUMPKE	\$120.00	
10/5/2017	345,735	PMCHK00006904	Cash	91794	Rust, Scott	\$750.00	
10/5/2017	345,736	PMCHK00006904	Cash	91795	Sanitation District No. 1	\$85.17	
10/5/2017	345,737	PMCHK00006904	Cash	91796	Jeff Schuchter	\$285.16	
10/5/2017	345,738	PMCHK00006904	Cash	91797	Schreiber, Stanley	\$81.93	
10/5/2017	345,739	PMCHK00006904	Cash	91798	Shelton, Michelle	\$61.56	
10/5/2017	345,740	PMCHK00006904	Cash	91799	Southern States	\$205.90	
10/5/2017	345,741	PMCHK00006904	Cash	91800	Time Warner Cable	\$248.19	
10/5/2017	345,742	PMCHK00006904	Cash	91801	Travelers	\$110,143.30	
10/5/2017	345,743	PMCHK00006904	Cash	91802	Trane U.S., Inc.	\$810.00	
System:	HISTORICAL DETAILED T 10/5/2018		10:45:50 AM	Page:	27	User Date: 10/5/2018	User ID: skampsen
N Ky Water District							
10/5/2017	345,744	PMCHK00006904	Cash	91803	USALCO	\$5,789.08	
10/5/2017	345,745	PMCHK00006904	Cash	91804	Verizon Wireless	\$7,381.98	
10/5/2017	345,746	PMCHK00006904	Cash	91805	Viking Supply, Inc	\$847.50	
10/5/2017	345,747	PMCHK00006904	Cash	91806	Warren, Uriah	\$126.15	
10/5/2017	345,748	PMCHK00006904	Cash	91807	Wessel Lawncare & Landscaping	\$2,543.36	
10/5/2017	345,749	PMCHK00006904	Cash	91808	Wex Bank	\$14,208.45	
10/5/2017	345,750	PMCHK00006904	Cash	91809	Wilder Winnelson	\$27.32	
10/5/2017	345,751	PMCHK00006904	Cash	91810	Wildman Corporate Apparel	\$455.50	
10/5/2017	345,752	PMCHK00006904	Cash	91811	Wolfe, Lenny	\$40.47	
10/5/2017	345,753	PMCHK00006904	Cash	91812	Zins Plumbing LLC	\$19,900.00	
10/5/2017	345,799	CMTRX00008183	Bank Transaction Entry	RCT000037741		\$31,243.27	
10/5/2017	345,800	CMTRX00008183	Bank Transaction Entry	RCT000037742		\$19,969.30	
10/5/2017	345,801	CMTRX00008183	Bank Transaction Entry	RCT000037743		\$2,492.17	
10/5/2017	345,802	CMTRX00008183	Bank Transaction Entry	RCT000037744		\$8,840.52	
10/5/2017	345,803	CMTRX00008183	Bank Transaction Entry	RCT000037745		\$3,659.21	
10/5/2017	345,810	CMTRX00008184	Bank Transaction Entry	RCT000037746		\$6,553.57	
10/5/2017	347,176	CMTRX00008208	Bank Transaction Entry	IAJ000037910		\$0.07	
10/5/2017	347,177	CMTRX00008208	Bank Transaction Entry	DAJ000037911		\$0.11	
10/5/2017	347,185	CMTRX00008208	Bank Transaction Entry	DAJ000037919		\$1,855.85	
10/5/2017	347,189	CMTRX00008208	Bank Transaction Entry	DAJ000037923		\$146,467.50	
10/5/2017	347,197	CMTRX00008209	Bank Transaction Entry	DAJ000037931		\$0.25	
10/6/2017	345,759	PMVPY00001035	Cash	80692	Kentucky State Treasurer	\$6,586.44	
10/6/2017	345,764	PMCHK00006906	Cash	91813	Kentucky State Treasurer	\$6,586.44	
10/6/2017	345,944	CMTRX00008185	Bank Transaction Entry	RCT000037747		\$17,103.43	
10/6/2017	345,945	CMTRX00008185	Bank Transaction Entry	RCT000037748		\$12,954.72	
10/6/2017	345,946	CMTRX00008185	Bank Transaction Entry	RCT000037749		\$1,536.32	
10/6/2017	345,947	CMTRX00008185	Bank Transaction Entry	RCT000037750		\$6,929.85	
10/6/2017	345,948	CMTRX00008185	Bank Transaction Entry	RCT000037751		\$2,374.30	
10/6/2017	345,949	CMTRX00008185	Bank Transaction Entry	RCT000037752		\$268,396.08	
10/6/2017	345,950	CMTRX00008185	Bank Transaction Entry	RCT000037753		\$30,930.45	
10/6/2017	345,951	CMTRX00008185	Bank Transaction Entry	RCT000037754		\$28,248.59	
10/9/2017	345,952	CMTRX00008186	Bank Transaction Entry	RCT000037755		\$45,922.03	
10/9/2017	345,953	CMTRX00008186	Bank Transaction Entry	RCT000037756		\$42,753.90	
10/9/2017	345,954	CMTRX00008186	Bank Transaction Entry	RCT000037757		\$1,445.17	
10/9/2017	345,955	CMTRX00008186	Bank Transaction Entry	RCT000037758		\$16,660.08	
10/9/2017	345,956	CMTRX00008186	Bank Transaction Entry	RCT000037759		\$3,141.79	
10/9/2017	345,957	CMTRX00008186	Bank Transaction Entry	RCT000037760		\$475,504.03	
10/9/2017	345,958	CMTRX00008186	Bank Transaction Entry	RCT000037761		\$6,177.49	
10/10/2017	345,978	CMTRX00008187	Bank Transaction Entry	RCT000037762		\$22,029.27	
10/10/2017	345,979	CMTRX00008187	Bank Transaction Entry	RCT000037763		\$12,088.97	
10/10/2017	345,980	CMTRX00008187	Bank Transaction Entry	RCT000037764		\$1,040.29	
10/10/2017	345,981	CMTRX00008187	Bank Transaction Entry	RCT000037765		\$8,932.33	
10/10/2017	345,982	CMTRX00008187	Bank Transaction Entry	RCT000037766		\$4,646.03	

10/10/2017	345,983	CMTRX00008187	Bank Transaction Entry	RCT000037767		\$31,110.74	
10/10/2017	345,984	CMTRX00008187	Bank Transaction Entry	RCT000037768		\$40,740.20	
10/11/2017	345,813	PMCHK00006907	Cash	91814	Kentucky State Treasurer		\$5,527.83
10/11/2017	346,184	CMTRX00008189	Bank Transaction Entry	RCT000037770		\$57,754.64	
10/11/2017	346,185	CMTRX00008189	Bank Transaction Entry	RCT000037771		\$46,078.93	
10/11/2017	346,186	CMTRX00008189	Bank Transaction Entry	RCT000037772		\$7,914.33	
10/11/2017	346,187	CMTRX00008189	Bank Transaction Entry	RCT000037773		\$32,156.03	
10/11/2017	346,188	CMTRX00008189	Bank Transaction Entry	RCT000037774		\$4,152.79	
10/11/2017	346,189	CMTRX00008189	Bank Transaction Entry	RCT000037775		\$279,438.92	
10/11/2017	346,190	CMTRX00008189	Bank Transaction Entry	RCT000037776		\$6,976.84	
10/11/2017	346,191	CMTRX00008189	Bank Transaction Entry	RCT000037777		\$7,041.16	
10/11/2017	347,194	CMTRX00008208	Bank Transaction Entry	DAJ000037928			\$0.11
10/12/2017	346,192	CMTRX00008190	Bank Transaction Entry	RCT000037778		\$57,178.19	
10/12/2017	346,193	CMTRX00008190	Bank Transaction Entry	RCT000037779		\$21,054.54	
10/12/2017	346,194	CMTRX00008190	Bank Transaction Entry	RCT000037780		\$2,220.02	
10/12/2017	346,195	CMTRX00008190	Bank Transaction Entry	RCT000037781		\$13,068.31	
10/12/2017	346,196	CMTRX00008190	Bank Transaction Entry	RCT000037782		\$4,711.88	
10/12/2017	346,197	CMTRX00008190	Bank Transaction Entry	RCT000037783		\$244,729.76	
10/12/2017	346,198	CMTRX00008190	Bank Transaction Entry	RCT000037784		\$20,264.60	
10/12/2017	347,186	CMTRX00008208	Bank Transaction Entry	DAJ000037920			\$459.50
10/13/2017	346,056	PMCHK00006910	Cash	91815	Abco Safety		\$269.81
10/13/2017	346,057	PMCHK00006910	Cash	91816	ADS Environmental Services		\$600.00
10/13/2017	346,058	PMCHK00006910	Cash	91817	Allied Supply Co		\$206.64
10/13/2017	346,059	PMCHK00006910	Cash	91818	Around the Clock Answering Service		\$537.00
10/13/2017	346,060	PMCHK00006910	Cash	91819	Arts Rental Equipment & Supply		\$104.50
10/13/2017	346,061	PMCHK00006910	Cash	91820	Badger Meter, Inc		\$2,309.76
10/13/2017	346,062	PMCHK00006910	Cash	91821	Battery Neighbor LLC		\$135.00
10/13/2017	346,063	PMCHK00006910	Cash	91822	Best Way Disposal		\$706.26
10/13/2017	346,064	PMCHK00006910	Cash	91823	Biederman Co., Inc., R.P.		\$81.00
10/13/2017	346,065	PMCHK00006910	Cash	91824	Blue Chip Express & Courier Service		\$190.00
10/13/2017	346,066	PMCHK00006910	Cash	91825	Bonded Lock Service LLC		\$454.50
System:	HISTORICAL DETAILED T 10/5/2018		10:45:50 AM	Page:	28	User Date:	10/5/2018
						User ID:	skampsen
N Ky Water District							
10/13/2017	346,067	PMCHK00006910	Cash	91826	Bray Trucking Inc.		\$5,725.87
10/13/2017	346,068	PMCHK00006910	Cash	91827	Bray Truck & Parts		\$1,889.16
10/13/2017	346,069	PMCHK00006910	Cash	91828	Castleman, Paul		\$500.00
10/13/2017	346,070	PMCHK00006910	Cash	91829	Cincinnati Bell		\$7,979.26
10/13/2017	346,071	PMCHK00006910	Cash	91830	Cincinnati Bell		\$647.78
10/13/2017	346,072	PMCHK00006910	Cash	91831	Cincinnati Ready Mix Concrete		\$1,292.44
10/13/2017	346,073	PMCHK00006910	Cash	91832	City of Southgate		\$150.00
10/13/2017	346,074	PMCHK00006910	Cash	91833	Combined Public Comm.		\$496.01
10/13/2017	346,075	PMCHK00006910	Cash	91834	Composite Industrial Group		\$150.00
10/13/2017	346,076	PMCHK00006910	Cash	91835	Core & Main		\$123.75
10/13/2017	346,077	PMCHK00006910	Cash	91836	Cottingham True Value		\$39.99
10/13/2017	346,078	PMCHK00006910	Cash	91837	Crescent Springs Hardware		\$162.10
10/13/2017	346,079	PMCHK00006910	Cash	91838	Dons Garage Inc		\$1,070.66
10/13/2017	346,080	PMCHK00006910	Cash	91839	Duke Energy		\$38,103.07
10/13/2017	346,081	PMCHK00006910	Cash	91840	Emery, Dallas		\$184.95
10/13/2017	346,082	PMCHK00006910	Cash	91841	Environmental Resource Assoc		\$274.43
10/13/2017	346,083	PMCHK00006910	Cash	91842	Fastenal Company		\$451.65
10/13/2017	346,084	PMCHK00006910	Cash	91843	Fastech Alarms &		\$743.21
10/13/2017	346,085	PMCHK00006910	Cash	91844	Fedders Feed Co., J. H.		\$127.70
10/13/2017	346,086	PMCHK00006910	Cash	91845	Federal Express		\$41.81
10/13/2017	346,087	PMCHK00006910	Cash	91846	Ferguson Waterworks		\$1,539.00
10/13/2017	346,088	PMCHK00006910	Cash	91847	Fifth Third Bank-Visa		\$4,151.93
10/13/2017	346,089	PMCHK00006910	Cash	91848	Fisher Scientific		\$943.72
10/13/2017	346,090	PMCHK00006910	Cash	91849	Florence Winwater Works		\$3,600.70
10/13/2017	346,091	PMCHK00006910	Cash	91850	Flynn Metering Systems		\$776.92
10/13/2017	346,092	PMCHK00006910	Cash	91851	Fortiline, Inc.		\$3,264.92
10/13/2017	346,093	PMCHK00006910	Cash	91852	Grainger		\$60.34
10/13/2017	346,094	PMCHK00006910	Cash	91853	Hach Company		\$1,532.51
10/13/2017	346,095	PMCHK00006910	Cash	91854	Hall's Paving & Sealing, Inc.		\$5,188.25
10/13/2017	346,096	PMCHK00006910	Cash	91855	Herald Cory		\$22.63
10/13/2017	346,097	PMCHK00006910	Cash	91856	Hillyard Kentucky		\$1,257.08



10/13/2017	346,098	PMCHK00006910	Cash	91857	Ideal Supplies Inc	\$4,257.50	
10/13/2017	346,099	PMCHK00006910	Cash	91858	Jolly Plumbing	\$1,843.50	
10/13/2017	346,100	PMCHK00006910	Cash	91859	KEMI	\$4,820.74	
10/13/2017	346,101	PMCHK00006910	Cash	91860	Kemira Water Solutions, Inc.	\$5,002.86	
10/13/2017	346,102	PMCHK00006910	Cash	91861	KOI Enterprises, Inc	\$505.72	
10/13/2017	346,103	PMCHK00006910	Cash	91862	Lawn Systems, Inc.	\$5,999.00	
10/13/2017	346,104	PMCHK00006910	Cash	91863	Len Riegler Blacktop, Inc.	\$8,699.60	
10/13/2017	346,105	PMCHK00006910	Cash	91864	Lincoln National Life Insurance Co.	\$5,642.66	
10/13/2017	346,106	PMCHK00006910	Cash	91865	Literature Fulfillment Services	\$18,209.03	
10/13/2017	346,107	PMCHK00006910	Cash	91866	Lowe's	\$696.36	
10/13/2017	346,108	PMCHK00006910	Cash	91867	Lykins Oil Company	\$1,138.04	
10/13/2017	346,109	PMCHK00006910	Cash	91868	Mark's Garage	\$3,201.76	
10/13/2017	346,110	PMCHK00006910	Cash	91869	Microsoft	\$196.15	
10/13/2017	346,111	PMCHK00006910	Cash	91870	Minuteman/Design Press	\$88.00	
10/13/2017	346,112	PMCHK00006910	Cash	91871	Mobilcomm Inc.	\$963.00	
10/13/2017	346,113	PMCHK00006910	Cash	91872	OFFICETEAM, Specialized Admin. Staffing	\$629.37	
10/13/2017	346,114	PMCHK00006910	Cash	91873	O'Reilly Auto Parts	\$118.90	
10/13/2017	346,115	PMCHK00006910	Cash	91874	Orr Safety Corporation	\$1,483.84	
10/13/2017	346,116	PMCHK00006910	Cash	91875	Owen Electric Cooperative Inc	\$13,842.04	
10/13/2017	346,117	PMCHK00006910	Cash	91876	Perch Security	\$6,000.00	
10/13/2017	346,118	PMCHK00006910	Cash	91877	Pilot Lumber	\$29.24	
10/13/2017	346,119	PMCHK00006910	Cash	91878	Pirtek Reading Road	\$164.34	
10/13/2017	346,120	PMCHK00006910	Cash	91879	Pitney Bowes Inc.	\$3,000.00	
10/13/2017	346,121	PMCHK00006910	Cash	91880	Pridestaff Financial	\$2,720.00	
10/13/2017	346,122	PMCHK00006910	Cash	91881	Process Pump & Seal, Inc.	\$1,386.61	
10/13/2017	346,123	PMCHK00006910	Cash	91882	Reis Concrete Products Inc	\$534.00	
10/13/2017	346,124	PMCHK00006910	Cash	91883	Res/Comm Security Systems Inc.	\$306.00	
10/13/2017	346,125	PMCHK00006910	Cash	91884	Richie, Eric	\$52.00	
10/13/2017	346,126	PMCHK00006910	Cash	91885	R & M Welding Products Inc	\$312.24	
10/13/2017	346,127	PMCHK00006910	Cash	91886	RUMPKE	\$83.37	
10/13/2017	346,128	PMCHK00006910	Cash	91887	Sanitation District No. 1	\$4,484.27	
10/13/2017	346,129	PMCHK00006910	Cash	91888	Sanitation District No. 1	\$191.15	
10/13/2017	346,130	PMCHK00006910	Cash	91889	Seal Analytical, Inc.	\$341.20	
10/13/2017	346,131	PMCHK00006910	Cash	91890	Shannon Chemical Corporation	\$13,686.08	
10/13/2017	346,132	PMCHK00006910	Cash	91891	Shirden's Carpet Cleaning Service	\$1,140.00	
10/13/2017	346,133	PMCHK00006910	Cash	91892	Southeastern Equipment Co Inc	\$985.45	
10/13/2017	346,134	PMCHK00006910	Cash	91893	Specialized Plumbing Parts Supply	\$9.00	
10/13/2017	346,135	PMCHK00006910	Cash	91894	St. Elizabeth Medical Center	\$962.50	
10/13/2017	346,136	PMCHK00006910	Cash	91895	Sumerel Tire Co., Inc., Bob	\$2,034.46	
10/13/2017	346,137	PMCHK00006910	Cash	91896	Taylor Brothers Excavating	\$305.00	
10/13/2017	346,138	PMCHK00006910	Cash	91897	The Thaman Rubber Co.	\$852.72	
10/13/2017	346,139	PMCHK00006910	Cash	91898	Thomson Reuters	\$75.00	
10/13/2017	346,140	PMCHK00006910	Cash	91899	Thomson Reuters	\$395.00	
System:	HISTORICAL DETAILED T 10/5/2018		10:45:50 AM	Page:	29	User Date: 10/5/2018	User ID: skampsen
N Ky Water District							
10/13/2017	346,141	PMCHK00006910	Cash	91900	Travelers	\$938.27	
10/13/2017	346,142	PMCHK00006910	Cash	91901	TrinSoft, LLC	\$85.00	
10/13/2017	346,143	PMCHK00006910	Cash	91902	Univar USA Inc.	\$2,779.87	
10/13/2017	346,144	PMCHK00006910	Cash	91903	United Healthcare Insurance	\$261,670.32	
10/13/2017	346,145	PMCHK00006910	Cash	91904	USALCO	\$5,800.88	
10/13/2017	346,146	PMCHK00006910	Cash	91905	Verizon Wireless	\$150.10	
10/13/2017	346,147	PMCHK00006910	Cash	91906	Vertical Systems Elevator	\$256.79	
10/13/2017	346,148	PMCHK00006910	Cash	91907	Viking Supply, Inc	\$1,907.80	
10/13/2017	346,149	PMCHK00006910	Cash	91908	Vivial	\$630.80	
10/13/2017	346,150	PMCHK00006910	Cash	91909	Waste Resource Management Inc.	\$4,658.24	
10/13/2017	346,151	PMCHK00006910	Cash	91910	Wildman Corporate Apparel	\$321.50	
10/13/2017	346,162	PMVPY00001036	Cash	91847	Fifth Third Bank-Visa	\$4,151.93	
10/13/2017	346,199	CMTRX00008191	Bank Transaction Entry	RCT000037785		\$28,853.74	
10/13/2017	346,200	CMTRX00008191	Bank Transaction Entry	RCT000037786		\$18,457.02	
10/13/2017	346,201	CMTRX00008191	Bank Transaction Entry	RCT000037787		\$1,225.02	
10/13/2017	346,202	CMTRX00008191	Bank Transaction Entry	RCT000037788		\$9,384.23	
10/13/2017	346,203	CMTRX00008191	Bank Transaction Entry	RCT000037789		\$4,515.28	
10/13/2017	346,204	CMTRX00008191	Bank Transaction Entry	RCT000037790		\$92,294.43	
10/13/2017	346,205	CMTRX00008191	Bank Transaction Entry	RCT000037791		\$6,943.16	

10/13/2017	347,190	CMTRX00008208	Bank Transaction Entry	DAJ000037924			\$142,379.60	
10/16/2017	346,157	PMCHK00006911	Cash	91911	Kentucky State Treasurer		\$5,565.31	
10/16/2017	346,158	PMCHK00006911	Cash	91912	United Way of Greater Cinti		\$1,387.79	
10/16/2017	346,206	CMTRX00008192	Bank Transaction Entry	RCT000037792		\$78,957.08		
10/16/2017	346,207	CMTRX00008192	Bank Transaction Entry	RCT000037793		\$52,316.82		
10/16/2017	346,208	CMTRX00008192	Bank Transaction Entry	RCT000037794		\$3,289.95		
10/16/2017	346,209	CMTRX00008192	Bank Transaction Entry	RCT000037795		\$32,660.61		
10/16/2017	346,210	CMTRX00008192	Bank Transaction Entry	RCT000037796		\$4,842.46		
10/16/2017	346,211	CMTRX00008192	Bank Transaction Entry	RCT000037797		\$282,611.58		
10/16/2017	346,212	CMTRX00008192	Bank Transaction Entry	RCT000037798		\$24,446.51		
10/16/2017	346,213	CMTRX00008192	Bank Transaction Entry	RCT000037799		\$28,648.71		
10/16/2017	347,182	CMTRX00008208	Bank Transaction Entry	DAJ000037916			\$16,992.78	
10/17/2017	346,161	CMTRX00008188	Bank Transaction Entry	DAJ000037769			\$168,719.89	
10/17/2017	346,482	CMTRX00008193	Bank Transaction Entry	RCT000037800		\$20,260.76		
10/17/2017	346,484	CMTRX00008194	Bank Transaction Entry	RCT000037801		\$17,791.48		
10/17/2017	346,485	CMTRX00008194	Bank Transaction Entry	RCT000037802		\$1,873.83		
10/17/2017	346,486	CMTRX00008194	Bank Transaction Entry	RCT000037803		\$14,015.42		
10/17/2017	346,487	CMTRX00008194	Bank Transaction Entry	RCT000037804		\$5,834.85		
10/17/2017	346,488	CMTRX00008194	Bank Transaction Entry	RCT000037805		\$459,412.77		
10/17/2017	346,489	CMTRX00008194	Bank Transaction Entry	RCT000037806		\$34,415.06		
10/17/2017	346,490	CMTRX00008194	Bank Transaction Entry	RCT000037807		\$18,430.70		
10/18/2017	346,166	PMCHK00006912	Cash	91913	Fifth Third Bank-Visa		\$2,939.28	
10/18/2017	346,498	CMTRX00008196	Bank Transaction Entry	RCT000037810		\$41,169.90		
10/18/2017	346,499	CMTRX00008196	Bank Transaction Entry	RCT000037811		\$38,729.10		
10/18/2017	346,500	CMTRX00008196	Bank Transaction Entry	RCT000037812		\$3,579.34		
10/18/2017	346,501	CMTRX00008196	Bank Transaction Entry	RCT000037813		\$14,609.87		
10/18/2017	346,502	CMTRX00008196	Bank Transaction Entry	RCT000037814		\$2,742.75		
10/18/2017	346,503	CMTRX00008196	Bank Transaction Entry	RCT000037815		\$132,915.06		
10/18/2017	346,504	CMTRX00008196	Bank Transaction Entry	RCT000037816		\$2,295.99		
10/18/2017	346,505	CMTRX00008196	Bank Transaction Entry	RCT000037817		\$4,186.58		
10/19/2017	346,506	CMTRX00008197	Bank Transaction Entry	RCT000037818		\$20,654.05		
10/19/2017	346,507	CMTRX00008197	Bank Transaction Entry	RCT000037819		\$15,332.83		
10/19/2017	346,508	CMTRX00008197	Bank Transaction Entry	RCT000037820		\$1,620.03		
10/19/2017	346,509	CMTRX00008197	Bank Transaction Entry	RCT000037821		\$8,038.70		
10/19/2017	346,510	CMTRX00008197	Bank Transaction Entry	RCT000037822		\$3,131.56		
10/19/2017	346,511	CMTRX00008197	Bank Transaction Entry	RCT000037823		\$155,654.37		
10/19/2017	346,512	CMTRX00008197	Bank Transaction Entry	RCT000037824		\$8,822.33		
10/19/2017	346,513	CMTRX00008197	Bank Transaction Entry	RCT000037825		\$19,188.32		
10/19/2017	347,187	CMTRX00008208	Bank Transaction Entry	DAJ000037921			\$444.18	
10/20/2017	346,400	PMCHK00006915	Cash	91914	A & A Lawncare & Landscaping		\$495.00	
10/20/2017	346,401	PMCHK00006915	Cash	91915	Abel, Jason		\$59.30	
10/20/2017	346,402	PMCHK00006915	Cash	91916	Ace-Tex Enterprises, Inc.		\$391.15	
10/20/2017	346,403	PMCHK00006915	Cash	91917	American Ground Water Trust		\$530.00	
10/20/2017	346,404	PMCHK00006915	Cash	91918	Badger Daylighting Corp.		\$895.00	
10/20/2017	346,405	PMCHK00006915	Cash	91919	Battery Neighbor LLC		\$387.84	
10/20/2017	346,406	PMCHK00006915	Cash	91920	BestOne, Tire & Service of Mid America, Inc.		\$486.33	
10/20/2017	346,407	PMCHK00006915	Cash	91921	Brown, Autumn		\$46.76	
10/20/2017	346,408	PMCHK00006915	Cash	91922	Cahill, Michael		\$88.96	
10/20/2017	346,409	PMCHK00006915	Cash	91923	Callen, Wilburn		\$70.61	
10/20/2017	346,410	PMCHK00006915	Cash	91924	CDW Government Inc.		\$520.03	
10/20/2017	346,411	PMCHK00006915	Cash	91925	Cincinnati Bell		\$899.67	
10/20/2017	346,412	PMCHK00006915	Cash	91926	Cintas #315		\$1,582.20	
10/20/2017	346,413	PMCHK00006915	Cash	91927	Core & Main		\$22,308.00	
10/20/2017	346,414	PMCHK00006915	Cash	91928	Crescent Springs Hardware		\$63.92	
10/20/2017	346,415	PMCHK00006915	Cash	91929	Crux Vinyl Graphics		\$889.04	
System:	HISTORICAL DETAILED T 10/5/2018	10:45:50 AM	Page:	30	User Date:	10/5/2018	User ID:	skampsen
N Ky Water District								
10/20/2017	346,416	PMCHK00006915	Cash	91930	Dons Garage Inc		\$828.93	
10/20/2017	346,417	PMCHK00006915	Cash	91931	Duke Energy		\$97,671.21	
10/20/2017	346,418	PMCHK00006915	Cash	91932	Employers Resource Association		\$942.00	
10/20/2017	346,419	PMCHK00006915	Cash	91933	Environmental Laboratories, Inc.		\$128.00	
10/20/2017	346,420	PMCHK00006915	Cash	91934	Federal Express		\$40.05	
10/20/2017	346,421	PMCHK00006915	Cash	91935	Fisher Scientific		\$289.86	
10/20/2017	346,422	PMCHK00006915	Cash	91936	Flaig Welding Co Inc		\$8,549.50	

10/20/2017	346,423	PMCHK00006915	Cash	91937	Florence Winwater Works	\$13,632.10
10/20/2017	346,424	PMCHK00006915	Cash	91938	Flynn Metering Systems	\$177.00
10/20/2017	346,425	PMCHK00006915	Cash	91939	Fortiline, Inc.	\$2,413.25
10/20/2017	346,426	PMCHK00006915	Cash	91940	Grainger	\$584.39
10/20/2017	346,427	PMCHK00006915	Cash	91941	Greater Comfort Heating & Air	\$2,891.08
10/20/2017	346,428	PMCHK00006915	Cash	91942	Hall's Paving & Sealing, Inc.	\$12,333.92
10/20/2017	346,429	PMCHK00006915	Cash	91943	Hall, Linda	\$37.34
10/20/2017	346,430	PMCHK00006915	Cash	91944	Harper Oil Products Inc	\$1,450.36
10/20/2017	346,431	PMCHK00006915	Cash	91945	HDR Engineering, Inc.	\$599.32
10/20/2017	346,432	PMCHK00006915	Cash	91946	Higgins, Mathew	\$59.16
10/20/2017	346,433	PMCHK00006915	Cash	91947	Hopkins, Tad	\$125.98
10/20/2017	346,434	PMCHK00006915	Cash	91948	Humana Dental Ins. Co.	\$1,041.20
10/20/2017	346,435	PMCHK00006915	Cash	91949	Ideal Supplies Inc	\$10,105.00
10/20/2017	346,436	PMCHK00006915	Cash	91950	Industrial Wire Rope Supply Co Inc	\$2,862.56
10/20/2017	346,437	PMCHK00006915	Cash	91951	Janell Inc.	\$6.72
10/20/2017	346,438	PMCHK00006915	Cash	91952	Jerauld, Stacy	\$67.17
10/20/2017	346,439	PMCHK00006915	Cash	91953	Kemira Water Solutions, Inc.	\$5,389.19
10/20/2017	346,440	PMCHK00006915	Cash	91954	KOI Enterprises, Inc	\$507.42
10/20/2017	346,441	PMCHK00006915	Cash	91955	Kinney, Alvis	\$27.65
10/20/2017	346,442	PMCHK00006915	Cash	91956	Lowe's	\$148.14
10/20/2017	346,443	PMCHK00006915	Cash	91957	Luken, Matt	\$125.58
10/20/2017	346,444	PMCHK00006915	Cash	91958	Lykins Oil Company	\$1,388.00
10/20/2017	346,445	PMCHK00006915	Cash	91959	Mailender Inc.	\$277.13
10/20/2017	346,446	PMCHK00006915	Cash	91960	Mark's Garage	\$746.79
10/20/2017	346,447	PMCHK00006915	Cash	91961	Marine Solutions Inc.	\$9,800.00
10/20/2017	346,448	PMCHK00006915	Cash	91962	Matteoli, Sean	\$60.96
10/20/2017	346,449	PMCHK00006915	Cash	91963	McKenzie, Michelle	\$80.91
10/20/2017	346,450	PMCHK00006915	Cash	91964	Minuteman/Design Press	\$345.00
10/20/2017	346,451	PMCHK00006915	Cash	91965	Moore, Shelia	\$90.84
10/20/2017	346,452	PMCHK00006915	Cash	91966	Mower Express, Inc.	\$1,563.84
10/20/2017	346,453	PMCHK00006915	Cash	91967	Myers, Justin	\$59.74
10/20/2017	346,454	PMCHK00006915	Cash	91968	OFFICETEAM, Specialized Admin. Staffing	\$814.19
10/20/2017	346,455	PMCHK00006915	Cash	91969	Ohio Valley Gasket	\$188.90
10/20/2017	346,456	PMCHK00006915	Cash	91970	Pacific Interpreters	\$24.65
10/20/2017	346,457	PMCHK00006915	Cash	91971	Passport Health	\$164.00
10/20/2017	346,458	PMCHK00006915	Cash	91972	Peet, Margaret	\$82.71
10/20/2017	346,459	PMCHK00006915	Cash	91973	Pirtek Reading Road	\$1,254.40
10/20/2017	346,460	PMCHK00006915	Cash	91974	Randy's Rugged Wear	\$6,445.21
10/20/2017	346,461	PMCHK00006915	Cash	91975	Robinson, Tonya	\$36.35
10/20/2017	346,462	PMCHK00006915	Cash	91976	Safety Shoe Distributors	\$136.99
10/20/2017	346,463	PMCHK00006915	Cash	91977	Sanitation District No. 1	\$343.13
10/20/2017	346,464	PMCHK00006915	Cash	91978	Southeastern Equipment Co Inc	\$3,778.41
10/20/2017	346,465	PMCHK00006915	Cash	91979	Southern States	\$149.10
10/20/2017	346,466	PMCHK00006915	Cash	91980	Staples Advantage	\$474.61
10/20/2017	346,467	PMCHK00006915	Cash	91981	Sumerel Tire Co., Inc., Bob	\$2,853.39
10/20/2017	346,468	PMCHK00006915	Cash	91982	Taylor Brothers Excavating	\$55.00
10/20/2017	346,469	PMCHK00006915	Cash	91983	Thompson-Lang, Tracy	\$66.16
10/20/2017	346,470	PMCHK00006915	Cash	91984	Time Warner Cable	\$110.00
10/20/2017	346,471	PMCHK00006915	Cash	91985	Truck and Trailer Supply	\$549.60
10/20/2017	346,472	PMCHK00006915	Cash	91986	Turner, Seth	\$95.85
10/20/2017	346,473	PMCHK00006915	Cash	91987	Univar USA Inc.	\$8,335.28
10/20/2017	346,474	PMCHK00006915	Cash	91988	United Window Cleaning Co., Inc.	\$40.00
10/20/2017	346,475	PMCHK00006915	Cash	91989	USALCO	\$5,852.80
10/20/2017	346,476	PMCHK00006915	Cash	91990	US Bank Equipment Finance	\$1,076.70
10/20/2017	346,477	PMCHK00006915	Cash	91991	Viking Supply, Inc	\$6,803.70
10/20/2017	346,478	PMCHK00006915	Cash	91992	Viox & Viox Inc.	\$2,495.00
10/20/2017	346,479	PMCHK00006915	Cash	91993	Wildman Corporate Apparel	\$255.36
10/20/2017	346,480	PMCHK00006915	Cash	91994	Wright, Jonathan	\$68.24
10/20/2017	346,481	PMCHK00006915	Cash	91995	Young, Paula	\$125.26
10/20/2017	346,514	CMTRX00008198	Bank Transaction Entry	RCT000037826		\$31,678.84
10/20/2017	346,515	CMTRX00008198	Bank Transaction Entry	RCT000037827		\$19,777.55
10/20/2017	346,516	CMTRX00008198	Bank Transaction Entry	RCT000037828		\$818.94
10/20/2017	346,517	CMTRX00008198	Bank Transaction Entry	RCT000037829		\$9,279.42
10/20/2017	346,518	CMTRX00008198	Bank Transaction Entry	RCT000037830		\$3,669.03

10/20/2017	346,519	CMTRX00008198	Bank Transaction Entry	RCT000037831		\$2,875.47		
10/20/2017	346,520	CMTRX00008198	Bank Transaction Entry	RCT000037832		\$44,256.64		
10/20/2017	346,521	CMTRX00008198	Bank Transaction Entry	RCT000037833		\$5,010.79		
System:	HISTORICAL DETAILED T 10/5/2018		10:45:50 AM	Page:	31	User Date:	10/5/2018	User ID: skampsen
N Ky Water District								
10/20/2017	347,180	CMTRX00008208	Bank Transaction Entry	DAJ000037914			\$1,440.95	
10/20/2017	347,191	CMTRX00008208	Bank Transaction Entry	DAJ000037925			\$137,401.01	
10/23/2017	346,767	CMTRX00008200	Bank Transaction Entry	RCT000037835		\$55,337.22		
10/23/2017	346,768	CMTRX00008200	Bank Transaction Entry	RCT000037836		\$43,650.30		
10/23/2017	346,769	CMTRX00008200	Bank Transaction Entry	RCT000037837		\$2,383.94		
10/23/2017	346,770	CMTRX00008200	Bank Transaction Entry	RCT000037838		\$17,937.96		
10/23/2017	346,771	CMTRX00008200	Bank Transaction Entry	RCT000037839		\$3,490.25		
10/23/2017	346,772	CMTRX00008200	Bank Transaction Entry	RCT000037840		\$84,709.67		
10/23/2017	346,773	CMTRX00008200	Bank Transaction Entry	RCT000037841		\$5,927.42		
10/23/2017	346,774	CMTRX00008200	Bank Transaction Entry	RCT000037842		\$24,987.81		
10/23/2017	347,184	CMTRX00008208	Bank Transaction Entry	DAJ000037918			\$1,820.50	
10/24/2017	346,492	PMCHK00006916	Cash	91996	Gannett Fleming Companies, Inc.		\$3,605.00	
10/24/2017	346,495	PMCHK00006917	Cash	91997	Kentucky State Treasurer		\$5,546.20	
10/24/2017	346,497	CMXFR00000385	Bank Transfer Entry	XFR000037809	Transfer To: 5/3RD P&I		\$1,750,000.00	
10/24/2017	346,775	CMTRX00008201	Bank Transaction Entry	RCT000037843		\$13,934.03		
10/24/2017	346,776	CMTRX00008201	Bank Transaction Entry	RCT000037844		\$10,338.71		
10/24/2017	346,777	CMTRX00008201	Bank Transaction Entry	RCT000037845		\$1,511.30		
10/24/2017	346,778	CMTRX00008201	Bank Transaction Entry	RCT000037846		\$7,362.86		
10/24/2017	346,779	CMTRX00008201	Bank Transaction Entry	RCT000037847		\$3,622.44		
10/24/2017	346,780	CMTRX00008201	Bank Transaction Entry	RCT000037848		\$88,084.17		
10/24/2017	346,781	CMTRX00008201	Bank Transaction Entry	RCT000037849		\$63.52		
10/24/2017	346,782	CMTRX00008201	Bank Transaction Entry	RCT000037850		\$18,277.35		
10/24/2017	347,193	CMTRX00008208	Bank Transaction Entry	DAJ000037927			\$1,000.00	
10/25/2017	346,557	CMTRX00008199	Bank Transaction Entry	DAJ000037834			\$149,328.62	
10/25/2017	346,783	CMTRX00008202	Bank Transaction Entry	RCT000037851		\$26,431.59		
10/25/2017	346,784	CMTRX00008202	Bank Transaction Entry	RCT000037852		\$14,148.71		
10/25/2017	346,785	CMTRX00008202	Bank Transaction Entry	RCT000037853		\$1,041.23		
10/25/2017	346,786	CMTRX00008202	Bank Transaction Entry	RCT000037854		\$9,130.40		
10/25/2017	346,787	CMTRX00008202	Bank Transaction Entry	RCT000037855		\$1,765.20		
10/25/2017	346,788	CMTRX00008202	Bank Transaction Entry	RCT000037856		\$189,755.68		
10/25/2017	346,789	CMTRX00008202	Bank Transaction Entry	RCT000037857		\$25,915.85		
10/25/2017	346,790	CMTRX00008202	Bank Transaction Entry	RCT000037858		\$5,390.03		
10/25/2017	347,195	CMTRX00008208	Bank Transaction Entry	IAJ000037929		\$0.01		
10/26/2017	346,791	CMTRX00008203	Bank Transaction Entry	RCT000037859		\$36,528.37		
10/26/2017	346,792	CMTRX00008203	Bank Transaction Entry	RCT000037860		\$22,029.31		
10/26/2017	346,793	CMTRX00008203	Bank Transaction Entry	RCT000037861		\$3,499.02		
10/26/2017	346,794	CMTRX00008203	Bank Transaction Entry	RCT000037862		\$17,355.07		
10/26/2017	346,795	CMTRX00008203	Bank Transaction Entry	RCT000037863		\$3,031.90		
10/26/2017	346,796	CMTRX00008203	Bank Transaction Entry	RCT000037864		\$204,745.33		
10/26/2017	346,797	CMTRX00008203	Bank Transaction Entry	RCT000037865		\$5,816.40		
10/26/2017	347,183	CMTRX00008208	Bank Transaction Entry	DAJ000037917			\$1,495.26	
10/26/2017	347,188	CMTRX00008208	Bank Transaction Entry	DAJ000037922			\$440.21	
10/27/2017	346,684	PMCHK00006922	Cash	91998	4 Seasons Grounds Management		\$105.99	
10/27/2017	346,685	PMCHK00006922	Cash	91999	A & A Safety, Inc		\$1,752.00	
10/27/2017	346,686	PMCHK00006922	Cash	92000	Ace Auto Accessories		\$375.00	
10/27/2017	346,687	PMCHK00006922	Cash	92001	Appalachian States Analytical, LLC		\$307.80	
10/27/2017	346,688	PMCHK00006922	Cash	92002	Arts Rental Equipment & Supply		\$108.00	
10/27/2017	346,689	PMCHK00006922	Cash	92003	Bonded Lock Service LLC		\$1,757.41	
10/27/2017	346,690	PMCHK00006922	Cash	92004	Bray Truck & Parts		\$379.95	
10/27/2017	346,691	PMCHK00006922	Cash	92005	CA Advance		\$355.59	
10/27/2017	346,692	PMCHK00006922	Cash	92006	CDW Government Inc.		\$7,542.07	
10/27/2017	346,693	PMCHK00006922	Cash	92007	Cincinnati Bell		\$4,474.16	
10/27/2017	346,694	PMCHK00006922	Cash	92008	City of Ft. Thomas		\$316.00	
10/27/2017	346,695	PMCHK00006922	Cash	92009	Consolidated Pipe & Supply Co Inc.		\$775.00	
10/27/2017	346,696	PMCHK00006922	Cash	92010	Core & Main		\$17,761.00	
10/27/2017	346,697	PMCHK00006922	Cash	92011	Crescent Springs Hardware		\$205.58	
10/27/2017	346,698	PMCHK00006922	Cash	92012	Dons Garage Inc		\$418.91	
10/27/2017	346,699	PMCHK00006922	Cash	92013	Duke Energy		\$45,148.56	
10/27/2017	346,700	PMCHK00006922	Cash	92014	Environmental Laboratories, Inc.		\$61.00	

10/27/2017	346,701	PMCHK00006922	Cash	92015	Fastech Alarms &	\$75.00		
10/27/2017	346,702	PMCHK00006922	Cash	92016	Fisher Scientific	\$915.62		
10/27/2017	346,703	PMCHK00006922	Cash	92017	Fortiline, Inc.	\$3,359.00		
10/27/2017	346,704	PMCHK00006922	Cash	92018	Garnett-Gray, Robin	\$148.78		
10/27/2017	346,705	PMCHK00006922	Cash	92019	Geotechnology Inc.	\$900.00		
10/27/2017	346,706	PMCHK00006922	Cash	92020	Grainger	\$25.46		
10/27/2017	346,707	PMCHK00006922	Cash	92021	Graybar Electric Co Inc	\$426.46		
10/27/2017	346,708	PMCHK00006922	Cash	92022	Greater Comfort Heating & Air	\$800.00		
10/27/2017	346,709	PMCHK00006922	Cash	92023	Hall's Paving & Sealing, Inc.	\$5,791.50		
10/27/2017	346,710	PMCHK00006922	Cash	92024	Harper Oil Products Inc	\$259.37		
10/27/2017	346,711	PMCHK00006922	Cash	92025	Horizon Brothers Painting	\$259,075.62		
10/27/2017	346,712	PMCHK00006922	Cash	92026	Industrial Wire Rope Supply Co Inc	\$1,664.50		
10/27/2017	346,713	PMCHK00006922	Cash	92027	Kautzman, Mike	\$1,100.00		
10/27/2017	346,714	PMCHK00006922	Cash	92028	Kennys Collision Center	\$1,000.00		
10/27/2017	346,715	PMCHK00006922	Cash	92029	Kentucky Rural Water Assoc	\$1,700.00		
System:	HISTORICAL DETAILED T 10/5/2018	10:45:50 AM	Page:	32	User Date:	10/5/2018	User ID:	skampsen
N Ky Water District								
10/27/2017	346,716	PMCHK00006922	Cash	92030	Kentucky Division of Water	\$1,200.00		
10/27/2017	346,717	PMCHK00006922	Cash	92031	Len Riegler Blacktop, Inc.	\$335.20		
10/27/2017	346,718	PMCHK00006922	Cash	92032	Lowe's	\$368.77		
10/27/2017	346,719	PMCHK00006922	Cash	92033	Lykins Oil Company	\$3,116.70		
10/27/2017	346,720	PMCHK00006922	Cash	92034	Medert Colleen	\$185.71		
10/27/2017	346,721	PMCHK00006922	Cash	92035	Medical Properties/Crestview Hills	\$1,886.89		
10/27/2017	346,722	PMCHK00006922	Cash	92036	Michels and Sons Inc., Paul	\$165.99		
10/27/2017	346,723	PMCHK00006922	Cash	92037	Murray, David	\$197.09		
10/27/2017	346,724	PMCHK00006922	Cash	92038	North Star Painting Co Inc	\$197.18		
10/27/2017	346,725	PMCHK00006922	Cash	92039	OFFICETEAM, Specialized Admin. Staffing	\$799.20		
10/27/2017	346,726	PMCHK00006922	Cash	92040	O'Reilly Auto Parts	\$61.60		
10/27/2017	346,727	PMCHK00006922	Cash	92041	Orr Safety Corporation	\$1,276.06		
10/27/2017	346,728	PMCHK00006922	Cash	92042	Owen Electric Cooperative Inc	\$86.44		
10/27/2017	346,729	PMCHK00006922	Cash	92043	Pelco	\$591.23		
10/27/2017	346,730	PMCHK00006922	Cash	92044	Pitney Bowes Inc.	\$389.04		
10/27/2017	346,731	PMCHK00006922	Cash	92045	Planning & Development Service of Kenton Cou	\$48.99		
10/27/2017	346,732	PMCHK00006922	Cash	92046	Plasters, Tara	\$71.11		
10/27/2017	346,733	PMCHK00006922	Cash	92047	Quinn Electric Corp.	\$305.00		
10/27/2017	346,734	PMCHK00006922	Cash	92048	Raynmaster Lawn Sprinklers	\$595.00		
10/27/2017	346,735	PMCHK00006922	Cash	92049	Rosemount Inc.	\$4,784.53		
10/27/2017	346,736	PMCHK00006922	Cash	92050	Roto-Rooter	\$341.00		
10/27/2017	346,737	PMCHK00006922	Cash	92051	Shirden's Carpet Cleaning Service	\$1,420.00		
10/27/2017	346,738	PMCHK00006922	Cash	92052	Smith, Adam	\$50.00		
10/27/2017	346,739	PMCHK00006922	Cash	92053	Staples Advantage	\$243.68		
10/27/2017	346,740	PMCHK00006922	Cash	92054	St. Elizabeth Business Health	\$710.00		
10/27/2017	346,741	PMCHK00006922	Cash	92055	Sumerel Tire Co., Inc., Bob	\$3,373.06		
10/27/2017	346,742	PMCHK00006922	Cash	92056	Supply Post Business Products	\$423.24		
10/27/2017	346,743	PMCHK00006922	Cash	92057	TrinSoft, LLC	\$42.50		
10/27/2017	346,744	PMCHK00006922	Cash	92058	Univar USA Inc.	\$2,780.49		
10/27/2017	346,745	PMCHK00006922	Cash	92059	USALCO	\$5,687.60		
10/27/2017	346,746	PMCHK00006922	Cash	92060	Viking Supply, Inc	\$5,409.50		
10/27/2017	346,747	PMCHK00006922	Cash	92061	Wildman Corporate Apparel	\$233.55		
10/27/2017	346,748	PMCHK00006922	Cash	92062	Wiseway Supply	\$3,804.86		
10/27/2017	346,798	CMTRX00008204	Bank Transaction Entry	RCT000037866		\$20,554.51		
10/27/2017	346,799	CMTRX00008204	Bank Transaction Entry	RCT000037867		\$37,414.53		
10/27/2017	346,800	CMTRX00008204	Bank Transaction Entry	RCT000037868		\$789.42		
10/27/2017	346,801	CMTRX00008204	Bank Transaction Entry	RCT000037869		\$8,099.03		
10/27/2017	346,802	CMTRX00008204	Bank Transaction Entry	RCT000037870		\$2,213.15		
10/27/2017	346,803	CMTRX00008204	Bank Transaction Entry	RCT000037871		\$16,102.07		
10/27/2017	346,804	CMTRX00008204	Bank Transaction Entry	RCT000037872		\$3,664.31		
10/27/2017	347,192	CMTRX00008208	Bank Transaction Entry	DAJ000037926				
10/30/2017	346,758	PMCHK00006923	Cash	92063	Kentucky State Treasurer	\$5,586.20		
10/30/2017	346,805	CMTRX00008205	Bank Transaction Entry	RCT000037873		\$53,194.52		
10/30/2017	346,806	CMTRX00008205	Bank Transaction Entry	RCT000037874		\$47,483.24		
10/30/2017	346,807	CMTRX00008205	Bank Transaction Entry	RCT000037875		\$2,531.07		
10/30/2017	346,808	CMTRX00008205	Bank Transaction Entry	RCT000037876		\$34,535.85		
10/30/2017	346,809	CMTRX00008205	Bank Transaction Entry	RCT000037877		\$1,825.66		

10/30/2017	346,810	CMTRX00008205	Bank Transaction Entry	RCT000037878		\$11,809.91			
10/30/2017	346,811	CMTRX00008205	Bank Transaction Entry	RCT000037879		\$215,301.47			
10/30/2017	346,812	CMTRX00008205	Bank Transaction Entry	RCT000037880		\$21,260.13			
10/30/2017	346,813	CMTRX00008205	Bank Transaction Entry	RCT000037881		\$26,414.85			
10/31/2017	346,814	CMTRX00008206	Bank Transaction Entry	RCT000037882		\$15,220.48			
10/31/2017	346,815	CMTRX00008206	Bank Transaction Entry	RCT000037883		\$11,408.94			
10/31/2017	346,816	CMTRX00008206	Bank Transaction Entry	RCT000037884		\$254.28			
10/31/2017	346,817	CMTRX00008206	Bank Transaction Entry	RCT000037885		\$5,957.43			
10/31/2017	346,818	CMTRX00008206	Bank Transaction Entry	RCT000037886		\$3,305.82			
10/31/2017	346,819	CMTRX00008206	Bank Transaction Entry	RCT000037887		\$37,541.16			
10/31/2017	346,820	CMTRX00008206	Bank Transaction Entry	RCT000037888		\$4,218.49			
10/31/2017	347,178	CMTRX00008208	Bank Transaction Entry	IAJ000037912		\$77,232.19			
10/31/2017	347,179	CMTRX00008208	Bank Transaction Entry	IAJ000037913		\$20,939.11			
10/31/2017	347,196	CMTRX00008208	Bank Transaction Entry	IAJ000037930		\$45.00			
11/1/2017	347,824	CMTRX00008214	Bank Transaction Entry	RCT000037936		\$29,031.61			
11/1/2017	347,825	CMTRX00008214	Bank Transaction Entry	RCT000037937		\$17,832.62			
11/1/2017	347,826	CMTRX00008214	Bank Transaction Entry	RCT000037938		\$1,336.95			
11/1/2017	347,827	CMTRX00008214	Bank Transaction Entry	RCT000037939		\$7,114.24			
11/1/2017	347,828	CMTRX00008214	Bank Transaction Entry	RCT000037940		\$2,642.24			
11/1/2017	347,829	CMTRX00008214	Bank Transaction Entry	RCT000037941		\$77,232.19			
11/1/2017	347,925	CMTRX00008219	Bank Transaction Entry	RCT000037973		\$59,865.53			
11/1/2017	348,419	CMTRX00008237	Bank Transaction Entry	DAJ000038107			\$77,232.19		
11/2/2017	346,891	PMCHK00006926	Cash	92064	Kentucky State Treasurer		\$663.06		
11/2/2017	347,873	CMTRX00008215	Bank Transaction Entry	RCT000037943		\$22,037.08			
11/2/2017	347,874	CMTRX00008215	Bank Transaction Entry	RCT000037944		\$13,381.86			
11/2/2017	347,875	CMTRX00008215	Bank Transaction Entry	RCT000037945		\$810.86			
11/2/2017	347,876	CMTRX00008215	Bank Transaction Entry	RCT000037946		\$5,999.28			
System:	HISTORICAL DETAILED T 10/5/2018		10:45:50 AM	Page:	33	User Date:	10/5/2018	User ID:	skampsen
N Ky Water District									
11/2/2017	347,877	CMTRX00008215	Bank Transaction Entry	RCT000037947		\$2,950.26			
11/2/2017	347,878	CMTRX00008215	Bank Transaction Entry	RCT000037948		\$91,014.84			
11/2/2017	347,879	CMTRX00008215	Bank Transaction Entry	RCT000037949		\$4,264.97			
11/2/2017	348,425	CMTRX00008237	Bank Transaction Entry	DAJ000038113					\$438.38
11/3/2017	346,971	CMTRX00008207	Bank Transaction Entry	DAJ000037889					\$144,949.81
11/3/2017	346,977	CMXFR00000386	Bank Transfer Entry	XFR000037890					\$20,000.00
11/3/2017	347,014	PMCHK00006927	Cash	92065	Transfer To: DENTAL BENEFITS				\$460.88
11/3/2017	347,015	PMCHK00006927	Cash	92066	A-1 Electric Motor Service				\$1,063.00
11/3/2017	347,016	PMCHK00006927	Cash	92067	Abraxis, LLC				\$1,800.00
11/3/2017	347,017	PMCHK00006927	Cash	92068	Analytical Services Inc				\$31.00
11/3/2017	347,018	PMCHK00006927	Cash	92069	Arts Rental Equipment & Supply				\$336.50
11/3/2017	347,019	PMCHK00006927	Cash	92070	BestOne, Tire & Service of Mid America, Inc.				\$2,064.00
11/3/2017	347,020	PMCHK00006927	Cash	92071	Bray Truck & Parts				\$2,804.30
11/3/2017	347,021	PMCHK00006927	Cash	92072	Buckeye Power Sales Co., Inc				\$6,400.00
11/3/2017	347,022	PMCHK00006927	Cash	92073	Burgess & Niple				\$219.51
11/3/2017	347,023	PMCHK00006927	Cash	92074	CDW Government Inc.				\$29,762.10
11/3/2017	347,024	PMCHK00006927	Cash	92075	Chemrite, Inc.				\$1,542.53
11/3/2017	347,025	PMCHK00006927	Cash	92076	Cincinnati Bell				\$100.25
11/3/2017	347,026	PMCHK00006927	Cash	92077	Cincinnati Bell Any Distance				\$1,534.60
11/3/2017	347,027	PMCHK00006927	Cash	92078	Cintas #315				\$603.00
11/3/2017	347,028	PMCHK00006927	Cash	92079	Core & Main				\$49.96
11/3/2017	347,029	PMCHK00006927	Cash	92080	Cottingham True Value				\$17.97
11/3/2017	347,030	PMCHK00006927	Cash	92081	Crescent Springs Hardware				\$1,131.07
11/3/2017	347,031	PMCHK00006927	Cash	92082	Dons Garage Inc				\$340.00
11/3/2017	347,032	PMCHK00006927	Cash	92083	Dove Data Products, Inc.				\$7,699.06
11/3/2017	347,033	PMCHK00006927	Cash	92084	Duke Energy				\$230.50
11/3/2017	347,034	PMCHK00006927	Cash	92085	E & H Integrated Systems				\$90.50
11/3/2017	347,035	PMCHK00006927	Cash	92086	Equipment Depot				\$1,330.00
11/3/2017	347,036	PMCHK00006927	Cash	92087	EyeMed				\$1,532.26
11/3/2017	347,037	PMCHK00006927	Cash	92088	Fastenal Company				\$75.00
11/3/2017	347,038	PMCHK00006927	Cash	92089	Fastech Alarms &				\$41.10
11/3/2017	347,039	PMCHK00006927	Cash	92090	Federal Express				\$3,897.00
11/3/2017	347,040	PMCHK00006927	Cash	92091	Ferguson Waterworks				\$45.41
11/3/2017	347,041	PMCHK00006927	Cash	92092	Fisher Scientific				\$91.49
11/3/2017	347,042	PMCHK00006927	Cash	92093	Fischer, Eric				\$2,180.00
					Florence Winnelson Co				

11/3/2017	347,043	PMCHK00006927	Cash	92094	Florence Winwater Works	\$18,118.25	
11/3/2017	347,044	PMCHK00006927	Cash	92095	Fortiline, Inc.	\$2,713.96	
11/3/2017	347,045	PMCHK00006927	Cash	92096	Fouser Environmental Services	\$550.00	
11/3/2017	347,046	PMCHK00006927	Cash	92097	Frost Brown Todd LLC	\$62,991.19	
11/3/2017	347,047	PMCHK00006927	Cash	92098	General Foundries, Inc.	\$875.00	
11/3/2017	347,048	PMCHK00006927	Cash	92099	GetGo, Inc	\$1,320.00	
11/3/2017	347,049	PMCHK00006927	Cash	92100	Grainger	\$196.65	
11/3/2017	347,050	PMCHK00006927	Cash	92101	Hach Company	\$1,754.29	
11/3/2017	347,051	PMCHK00006927	Cash	92102	Hall's Paving & Sealing, Inc.	\$6,316.84	
11/3/2017	347,052	PMCHK00006927	Cash	92103	Harper Oil Products Inc	\$1,430.57	
11/3/2017	347,053	PMCHK00006927	Cash	92104	Human Resource Profile Inc	\$128.00	
11/3/2017	347,054	PMCHK00006927	Cash	92105	Ideal Supplies Inc	\$4,097.50	
11/3/2017	347,055	PMCHK00006927	Cash	92106	Imbus Roofing Co. Inc.	\$722.60	
11/3/2017	347,056	PMCHK00006927	Cash	92107	Kemper Inc Richard G	\$322.62	
11/3/2017	347,057	PMCHK00006927	Cash	92108	KEMI	\$200.00	
11/3/2017	347,058	PMCHK00006927	Cash	92109	Kemira Water Solutions, Inc.	\$4,827.55	
11/3/2017	347,059	PMCHK00006927	Cash	92110	Kens Crescent Springs Service	\$315.00	
11/3/2017	347,060	PMCHK00006927	Cash	92111	KOI Enterprises, Inc	\$85.32	
11/3/2017	347,061	PMCHK00006927	Cash	92112	Len Riegler Blacktop, Inc.	\$24,069.00	
11/3/2017	347,062	PMCHK00006927	Cash	92113	Lincoln National Life Insurance Co.	\$710.35	
11/3/2017	347,063	PMCHK00006927	Cash	92114	Lowe's	\$460.75	
11/3/2017	347,064	PMCHK00006927	Cash	92115	Matheson Tri-Gas, Inc.	\$808.96	
11/3/2017	347,065	PMCHK00006927	Cash	92116	Minuteman/Design Press	\$325.00	
11/3/2017	347,066	PMCHK00006927	Cash	92117	Mobilcomm Inc.	\$1,635.00	
11/3/2017	347,067	PMCHK00006927	Cash	92118	New Net Technologies LLC	\$5,999.00	
11/3/2017	347,068	PMCHK00006927	Cash	92119	Orr Safety Corporation	\$1,881.94	
11/3/2017	347,069	PMCHK00006927	Cash	92120	Owen Electric Cooperative Inc	\$68.19	
11/3/2017	347,070	PMCHK00006927	Cash	92121	Colleen Medert-Petty Cash	\$127.00	
11/3/2017	347,071	PMCHK00006927	Cash	92122	Pension Corporation of America	\$4,629.98	
11/3/2017	347,072	PMCHK00006927	Cash	92123	Phillips Supply Co	\$226.33	
11/3/2017	347,073	PMCHK00006927	Cash	92124	Plant Trolley, Inc., The	\$177.12	
11/3/2017	347,074	PMCHK00006927	Cash	92125	Pridestaff Financial	\$2,720.00	
11/3/2017	347,075	PMCHK00006927	Cash	92126	Randy's Rugged Wear	\$1,679.94	
11/3/2017	347,076	PMCHK00006927	Cash	92127	RNK Environmental Inc	\$286.00	
11/3/2017	347,077	PMCHK00006927	Cash	92128	RUMPKE	\$120.00	
11/3/2017	347,078	PMCHK00006927	Cash	92129	Sanitation District No. 1	\$4,661.48	
11/3/2017	347,079	PMCHK00006927	Cash	92130	Sanitation District No. 1	\$2,424.33	
11/3/2017	347,080	PMCHK00006927	Cash	92131	Schmidt Plumbing Inc. E. C.	\$4,029.00	
11/3/2017	347,081	PMCHK00006927	Cash	92132	Sigma-Aldrich Inc	\$141.00	
System:	HISTORICAL DETAILED T 10/5/2018		10:45:50 AM	Page:	34	User Date: 10/5/2018	User ID: skampsen
N Ky Water District							
11/3/2017	347,082	PMCHK00006927	Cash	92133	Silco Fire Protection Co	\$3,617.75	
11/3/2017	347,083	PMCHK00006927	Cash	92134	Staples Advantage	\$179.65	
11/3/2017	347,084	PMCHK00006927	Cash	92135	Thatcher Chemical of Florida Inc	\$17,680.00	
11/3/2017	347,085	PMCHK00006927	Cash	92136	Time Warner Cable	\$248.18	
11/3/2017	347,086	PMCHK00006927	Cash	92137	TrinSoft, LLC	\$2,624.00	
11/3/2017	347,087	PMCHK00006927	Cash	92138	Agricultural Economics	\$325.00	
11/3/2017	347,088	PMCHK00006927	Cash	92139	Univar USA Inc.	\$1,360.00	
11/3/2017	347,089	PMCHK00006927	Cash	92140	USA Bluebook	\$229.57	
11/3/2017	347,090	PMCHK00006927	Cash	92141	USALCO	\$11,670.20	
11/3/2017	347,091	PMCHK00006927	Cash	92142	U.S. Crane, Inc.	\$1,800.00	
11/3/2017	347,092	PMCHK00006927	Cash	92143	Verizon Wireless	\$150.10	
11/3/2017	347,093	PMCHK00006927	Cash	92144	Viking Supply, Inc	\$2,232.50	
11/3/2017	347,094	PMCHK00006927	Cash	92145	Wessel Lawncare & Landscaping	\$2,543.36	
11/3/2017	347,095	PMCHK00006927	Cash	92146	Wildman Corporate Apparel	\$160.12	
11/3/2017	347,880	CMTRX00008216	Bank Transaction Entry	RCT000037950		\$28,017.36	
11/3/2017	347,881	CMTRX00008216	Bank Transaction Entry	RCT000037951		\$18,836.73	
11/3/2017	347,882	CMTRX00008216	Bank Transaction Entry	RCT000037952		\$1,331.34	
11/3/2017	347,883	CMTRX00008216	Bank Transaction Entry	RCT000037953		\$11,105.81	
11/3/2017	347,884	CMTRX00008216	Bank Transaction Entry	RCT000037954		\$2,637.59	
11/3/2017	347,885	CMTRX00008216	Bank Transaction Entry	RCT000037955		\$73,237.25	
11/3/2017	347,886	CMTRX00008216	Bank Transaction Entry	RCT000037956		\$4,808.81	
11/3/2017	348,430	CMTRX00008237	Bank Transaction Entry	DAJ000038118		\$135,085.36	
11/3/2017	348,441	CMTRX00008237	Bank Transaction Entry	IAJ000038129		\$510.45	

11/6/2017	347,099	PMCHK00006928	Cash	92147	Morgeson Jr., Mark		\$302.49
11/6/2017	347,100	PMCHK00006928	Cash	92148	Jeff Schuchter		\$128.40
11/6/2017	347,101	PMCHK00006928	Cash	92149	Slade, Mark		\$60.00
11/6/2017	347,887	CMTRX00008217	Bank Transaction Entry	RCT000037957		\$54,080.82	
11/6/2017	347,888	CMTRX00008217	Bank Transaction Entry	RCT000037958		\$35,738.36	
11/6/2017	347,889	CMTRX00008217	Bank Transaction Entry	RCT000037959		\$1,082.69	
11/6/2017	347,890	CMTRX00008217	Bank Transaction Entry	RCT000037960		\$16,626.41	
11/6/2017	347,891	CMTRX00008217	Bank Transaction Entry	RCT000037961		\$5,469.70	
11/6/2017	347,892	CMTRX00008217	Bank Transaction Entry	RCT000037962		\$126,406.54	
11/6/2017	347,893	CMTRX00008217	Bank Transaction Entry	RCT000037963		\$27,898.77	
11/6/2017	347,894	CMTRX00008217	Bank Transaction Entry	RCT000037964		\$6,148.29	
11/7/2017	347,130	PMCHK00006929	Cash	92150	Kentucky State Treasurer		\$5,586.20
11/7/2017	347,895	CMTRX00008218	Bank Transaction Entry	RCT000037965		\$22,422.39	
11/7/2017	347,896	CMTRX00008218	Bank Transaction Entry	RCT000037966		\$14,575.41	
11/7/2017	347,897	CMTRX00008218	Bank Transaction Entry	RCT000037967		\$522.20	
11/7/2017	347,898	CMTRX00008218	Bank Transaction Entry	RCT000037968		\$9,030.16	
11/7/2017	347,899	CMTRX00008218	Bank Transaction Entry	RCT000037969		\$5,659.63	
11/7/2017	347,900	CMTRX00008218	Bank Transaction Entry	RCT000037970		\$116,171.35	
11/7/2017	347,901	CMTRX00008218	Bank Transaction Entry	RCT000037971		\$20,396.63	
11/7/2017	347,902	CMTRX00008218	Bank Transaction Entry	RCT000037972		\$30,415.50	
11/8/2017	347,942	CMTRX00008220	Bank Transaction Entry	RCT000037974		\$47,067.02	
11/8/2017	347,943	CMTRX00008220	Bank Transaction Entry	RCT000037975		\$31,277.97	
11/8/2017	347,944	CMTRX00008220	Bank Transaction Entry	RCT000037976		\$4,377.51	
11/8/2017	347,945	CMTRX00008220	Bank Transaction Entry	RCT000037977		\$18,880.88	
11/8/2017	347,946	CMTRX00008220	Bank Transaction Entry	RCT000037978		\$2,872.91	
11/8/2017	347,947	CMTRX00008220	Bank Transaction Entry	RCT000037979		\$87,622.00	
11/8/2017	347,948	CMTRX00008220	Bank Transaction Entry	RCT000037980		\$53.92	
11/8/2017	347,949	CMTRX00008220	Bank Transaction Entry	RCT000037981		\$4,588.81	
11/8/2017	348,440	CMTRX00008237	Bank Transaction Entry	DAJ000038128			\$45.00
11/9/2017	347,336	PMCHK00006931	Cash	92151	Arts Rental Equipment & Supply		\$13.44
11/9/2017	347,337	PMCHK00006931	Cash	92152	A & S Electric Supply, Inc.		\$17.78
11/9/2017	347,338	PMCHK00006931	Cash	92153	Automationdirect.com, Inc.		\$2,319.00
11/9/2017	347,339	PMCHK00006931	Cash	92154	Badger Daylighting Corp.		\$1,675.00
11/9/2017	347,340	PMCHK00006931	Cash	92155	B C Engineering Co		\$437.10
11/9/2017	347,341	PMCHK00006931	Cash	92156	Best Way Disposal		\$650.26
11/9/2017	347,342	PMCHK00006931	Cash	92157	Blue Chip Express & Courier Service		\$200.00
11/9/2017	347,343	PMCHK00006931	Cash	92158	Bray Trucking Inc.		\$6,746.95
11/9/2017	347,344	PMCHK00006931	Cash	92159	Bray Truck & Parts		\$1,231.99
11/9/2017	347,345	PMCHK00006931	Cash	92160	Bruck Ronald M		\$50.00
11/9/2017	347,346	PMCHK00006931	Cash	92161	Budget Door of Cincinnati, Inc.		\$1,198.00
11/9/2017	347,347	PMCHK00006931	Cash	92162	Calgon Carbon Corporation		\$432,757.00
11/9/2017	347,348	PMCHK00006931	Cash	92163	CBT Company		\$194.66
11/9/2017	347,349	PMCHK00006931	Cash	92164	Cincinnati Bell		\$245.26
11/9/2017	347,350	PMCHK00006931	Cash	92165	City of Cold Spring		\$300.00
11/9/2017	347,351	PMCHK00006931	Cash	92166	CPI International		\$639.89
11/9/2017	347,352	PMCHK00006931	Cash	92167	Crescent Springs Hardware		\$230.20
11/9/2017	347,353	PMCHK00006931	Cash	92168	Dons Garage Inc		\$115.00
11/9/2017	347,354	PMCHK00006931	Cash	92169	Duke Energy		\$43,794.75
11/9/2017	347,355	PMCHK00006931	Cash	92170	E & H Integrated Systems		\$700.75
11/9/2017	347,356	PMCHK00006931	Cash	92171	Electric Motor Technologies LLC		\$435.00
11/9/2017	347,357	PMCHK00006931	Cash	92172	Emery, Dallas		\$85.00
System:	HISTORICAL DETAILED T 10/5/2018		10:45:50 AM	Page:	35	User Date:	10/5/2018
						User ID:	skampsen
N Ky Water District							
11/9/2017	347,358	PMCHK00006931	Cash	92173	Environmental Laboratories, Inc.		\$140.00
11/9/2017	347,359	PMCHK00006931	Cash	92174	Fastenal Company		\$533.78
11/9/2017	347,360	PMCHK00006931	Cash	92175	Flaig Welding Co Inc		\$1,129.37
11/9/2017	347,361	PMCHK00006931	Cash	92176	Franzen, TJ		\$27.50
11/9/2017	347,362	PMCHK00006931	Cash	92177	Gould Metal Works		\$225.00
11/9/2017	347,363	PMCHK00006931	Cash	92178	Grainger		\$415.39
11/9/2017	347,364	PMCHK00006931	Cash	92179	Hach Company		\$124.29
11/9/2017	347,365	PMCHK00006931	Cash	92180	Harper Oil Products Inc		\$386.13
11/9/2017	347,366	PMCHK00006931	Cash	92181	High Purity Standards		\$164.81
11/9/2017	347,367	PMCHK00006931	Cash	92182	Hillyard Kentucky		\$87.72
11/9/2017	347,368	PMCHK00006931	Cash	92183	Ideal Supplies Inc		\$4,342.50



11/9/2017	347,369	PMCHK00006931	Cash	92184	IDEXX Distribution, Inc.	\$3,419.32
11/9/2017	347,370	PMCHK00006931	Cash	92185	Independence Lumber & Supply	\$4.97
11/9/2017	347,371	PMCHK00006931	Cash	92186	Janell Inc.	\$156.89
11/9/2017	347,372	PMCHK00006931	Cash	92187	Kaffenbarger Truck Eqpt. Co.	\$328.23
11/9/2017	347,373	PMCHK00006931	Cash	92188	Kemira Water Solutions, Inc.	\$4,957.41
11/9/2017	347,374	PMCHK00006931	Cash	92189	KOI Enterprises, Inc	\$18.40
11/9/2017	347,375	PMCHK00006931	Cash	92190	Klingenberg's - Covington	\$10.50
11/9/2017	347,376	PMCHK00006931	Cash	92191	Kramer, Amy	\$117.00
11/9/2017	347,377	PMCHK00006931	Cash	92192	Lawn Systems, Inc.	\$5,999.00
11/9/2017	347,378	PMCHK00006931	Cash	92193	Literature Fulfillment Services	\$15,386.98
11/9/2017	347,379	PMCHK00006931	Cash	92194	Lowe's	\$448.80
11/9/2017	347,380	PMCHK00006931	Cash	92195	Lykins Oil Company	\$2,239.67
11/9/2017	347,381	PMCHK00006931	Cash	92196	Mailender Inc.	\$834.45
11/9/2017	347,382	PMCHK00006931	Cash	92197	Mark's Garage	\$1,099.20
11/9/2017	347,383	PMCHK00006931	Cash	92198	Matheson Tri-Gas, Inc.	\$1,417.43
11/9/2017	347,384	PMCHK00006931	Cash	92199	McFarland, Kathleen	\$141.52
11/9/2017	347,385	PMCHK00006931	Cash	92200	Microsoft	\$182.15
11/9/2017	347,386	PMCHK00006931	Cash	92201	Midwest Bottle Gas Dist. Inc	\$350.98
11/9/2017	347,387	PMCHK00006931	Cash	92202	OFFICETEAM, Specialized Admin. Staffing	\$1,598.40
11/9/2017	347,388	PMCHK00006931	Cash	92203	Pirtek Reading Road	\$528.38
11/9/2017	347,389	PMCHK00006931	Cash	92204	Pridestaff Financial	\$1,354.56
11/9/2017	347,390	PMCHK00006931	Cash	92205	Project Resources Group, Inc.	\$3,803.04
11/9/2017	347,391	PMCHK00006931	Cash	92206	Res/Comm Security Systems Inc.	\$216.00
11/9/2017	347,392	PMCHK00006931	Cash	92207	Richie Trucking	\$1,625.00
11/9/2017	347,393	PMCHK00006931	Cash	92208	RUMPK	\$10.00
11/9/2017	347,394	PMCHK00006931	Cash	92209	Sanitation District No. 1	\$55.94
11/9/2017	347,395	PMCHK00006931	Cash	92210	Seiter, Megan	\$82.20
11/9/2017	347,396	PMCHK00006931	Cash	92211	Silver Grove Motors, Inc.	\$75.00
11/9/2017	347,397	PMCHK00006931	Cash	92212	Southeastern Equipment Co Inc	\$1,181.10
11/9/2017	347,398	PMCHK00006931	Cash	92213	Specialized Plumbing Parts Supply	\$29.45
11/9/2017	347,399	PMCHK00006931	Cash	92214	Staples Advantage	\$166.45
11/9/2017	347,400	PMCHK00006931	Cash	92215	Sumerel Tire Co., Inc., Bob	\$187.90
11/9/2017	347,401	PMCHK00006931	Cash	92216	Thermo Electron NA LLC	\$4,764.71
11/9/2017	347,402	PMCHK00006931	Cash	92217	Univar USA Inc.	\$18,613.85
11/9/2017	347,403	PMCHK00006931	Cash	92218	United Healthcare Insurance	\$5.65
11/9/2017	347,404	PMCHK00006931	Cash	92219	USALCO	\$5,925.96
11/9/2017	347,405	PMCHK00006931	Cash	92220	Utility Sales Agency	\$1,101.00
11/9/2017	347,406	PMCHK00006931	Cash	92221	Verizon Wireless	\$7,725.53
11/9/2017	347,407	PMCHK00006931	Cash	92222	Viking Supply, Inc	\$198.30
11/9/2017	347,408	PMCHK00006931	Cash	92223	Vivial	\$630.80
11/9/2017	347,409	PMCHK00006931	Cash	92224	Wex Bank	\$16,202.49
11/9/2017	347,410	PMCHK00006931	Cash	92225	Wildman Corporate Apparel	\$9.95
11/9/2017	347,411	PMCHK00006931	Cash	92226	Zimmerman, Joseph	\$396.95
11/9/2017	348,004	CMTRX00008221	Bank Transaction Entry	RCT000037982		\$18,552.33
11/9/2017	348,005	CMTRX00008221	Bank Transaction Entry	RCT000037983		\$13,499.68
11/9/2017	348,006	CMTRX00008221	Bank Transaction Entry	RCT000037984		\$335.39
11/9/2017	348,007	CMTRX00008221	Bank Transaction Entry	RCT000037985		\$11,525.13
11/9/2017	348,008	CMTRX00008221	Bank Transaction Entry	RCT000037986		\$3,472.73
11/9/2017	348,009	CMTRX00008221	Bank Transaction Entry	RCT000037987		\$150,361.54
11/9/2017	348,010	CMTRX00008221	Bank Transaction Entry	RCT000037988		\$18,281.06
11/9/2017	348,426	CMTRX00008237	Bank Transaction Entry	DAJ000038114		\$1,895.03
11/10/2017	348,011	CMTRX00008222	Bank Transaction Entry	RCT000037989		\$24,719.76
11/10/2017	348,012	CMTRX00008222	Bank Transaction Entry	RCT000037990		\$21,156.32
11/10/2017	348,013	CMTRX00008222	Bank Transaction Entry	RCT000037991		\$1,320.27
11/10/2017	348,014	CMTRX00008222	Bank Transaction Entry	RCT000037992		\$5,812.07
11/10/2017	348,015	CMTRX00008222	Bank Transaction Entry	RCT000037993		\$3,062.64
11/10/2017	348,016	CMTRX00008222	Bank Transaction Entry	RCT000037994		\$105,472.56
11/10/2017	348,017	CMTRX00008222	Bank Transaction Entry	RCT000037995		\$9,748.65
11/10/2017	348,431	CMTRX00008237	Bank Transaction Entry	DAJ000038119		\$151,128.02
11/13/2017	348,018	CMTRX00008223	Bank Transaction Entry	RCT000037996		\$56,888.89
11/13/2017	348,019	CMTRX00008223	Bank Transaction Entry	RCT000037997		\$38,632.64
11/13/2017	348,020	CMTRX00008223	Bank Transaction Entry	RCT000037998		\$2,292.53
11/13/2017	348,021	CMTRX00008223	Bank Transaction Entry	RCT000037999		\$22,720.60

N Ky Water District

11/13/2017	348,022	CMTRX00008223	Bank Transaction Entry	RCT000038000		\$4,080.62	
11/13/2017	348,023	CMTRX00008223	Bank Transaction Entry	RCT000038001		\$135,920.40	
11/13/2017	348,024	CMTRX00008223	Bank Transaction Entry	RCT000038002		\$19,772.52	
11/13/2017	348,437	CMTRX00008237	Bank Transaction Entry	DAJ000038125			\$1,544.70
11/13/2017	348,444	CMTRX00008237	Bank Transaction Entry	IAJ000038132		\$5.00	
11/14/2017	348,025	CMTRX00008224	Bank Transaction Entry	RCT000038003		\$21,046.96	
11/14/2017	348,026	CMTRX00008224	Bank Transaction Entry	RCT000038004		\$14,236.39	
11/14/2017	348,027	CMTRX00008224	Bank Transaction Entry	RCT000038005		\$918.13	
11/14/2017	348,028	CMTRX00008224	Bank Transaction Entry	RCT000038006		\$7,669.69	
11/14/2017	348,029	CMTRX00008224	Bank Transaction Entry	RCT000038007		\$6,287.57	
11/14/2017	348,030	CMTRX00008224	Bank Transaction Entry	RCT000038008		\$196,076.97	
11/14/2017	348,031	CMTRX00008224	Bank Transaction Entry	RCT000038009		\$9,318.69	
11/14/2017	348,032	CMTRX00008224	Bank Transaction Entry	RCT000038010		\$14,157.20	
11/14/2017	348,438	CMTRX00008237	Bank Transaction Entry	DAJ000038126			\$380.56
11/15/2017	347,479	PMCHK00006932	Cash	92227	Kentucky State Treasurer		\$5,531.24
11/15/2017	347,481	PMVPY00001037	Cash	92227	Kentucky State Treasurer	\$5,531.24	
11/15/2017	347,520	PMCHK00006933	Cash	92228	Kentucky State Treasurer		\$5,596.20
11/15/2017	348,033	CMTRX00008225	Bank Transaction Entry	RCT000038011		\$41,293.79	
11/15/2017	348,034	CMTRX00008225	Bank Transaction Entry	RCT000038012		\$25,532.40	
11/15/2017	348,035	CMTRX00008225	Bank Transaction Entry	RCT000038013		\$5,182.61	
11/15/2017	348,036	CMTRX00008225	Bank Transaction Entry	RCT000038014		\$24,114.58	
11/15/2017	348,037	CMTRX00008225	Bank Transaction Entry	RCT000038015		\$3,522.17	
11/15/2017	348,038	CMTRX00008225	Bank Transaction Entry	RCT000038016		\$11,563.28	
11/15/2017	348,039	CMTRX00008225	Bank Transaction Entry	RCT000038017		\$51,976.84	
11/15/2017	348,040	CMTRX00008225	Bank Transaction Entry	RCT000038018		\$51,976.84	
11/15/2017	348,041	CMTRX00008225	Bank Transaction Entry	RCT000038019		\$3,997.44	
11/15/2017	348,042	CMTRX00008225	Bank Transaction Entry	RCT000038020		\$4,713.64	
11/15/2017	348,435	CMTRX00008237	Bank Transaction Entry	DAJ000038123			\$18,803.64
11/15/2017	348,446	CMTRX00008237	Bank Transaction Entry	DAJ000038134			\$51,976.84
11/16/2017	347,522	PMCHK00006934	Cash	92229	Fifth Third Bank-Visa		\$2,464.14
11/16/2017	347,577	CMTRX00008211	Bank Transaction Entry	DAJ000037933			\$98,055.93
11/16/2017	348,043	CMTRX00008226	Bank Transaction Entry	RCT000038021		\$24,889.19	
11/16/2017	348,044	CMTRX00008226	Bank Transaction Entry	RCT000038022		\$33,570.14	
11/16/2017	348,045	CMTRX00008226	Bank Transaction Entry	RCT000038023		\$3,862.64	
11/16/2017	348,046	CMTRX00008226	Bank Transaction Entry	RCT000038024		\$10,208.68	
11/16/2017	348,047	CMTRX00008226	Bank Transaction Entry	RCT000038025		\$2,358.37	
11/16/2017	348,048	CMTRX00008226	Bank Transaction Entry	RCT000038026		\$70,978.17	
11/16/2017	348,049	CMTRX00008226	Bank Transaction Entry	RCT000038027		\$43.49	
11/16/2017	348,050	CMTRX00008226	Bank Transaction Entry	RCT000038028		\$3,713.05	
11/16/2017	348,427	CMTRX00008237	Bank Transaction Entry	DAJ000038115			\$595.35
11/16/2017	348,439	CMTRX00008237	Bank Transaction Entry	DAJ000038127			\$348.15
11/16/2017	348,442	CMTRX00008237	Bank Transaction Entry	DAJ000038130			\$50.00
11/17/2017	347,692	PMCHK00006937	Cash	92230	A-1 Electric Motor Service		\$272.49
11/17/2017	347,693	PMCHK00006937	Cash	92231	A & A Safety, Inc		\$731.70
11/17/2017	347,694	PMCHK00006937	Cash	92232	A & B Deburring Co.		\$130.01
11/17/2017	347,695	PMCHK00006937	Cash	92233	Armstrong, Tamra		\$900.00
11/17/2017	347,696	PMCHK00006937	Cash	92234	Arts Rental Equipment & Supply		\$99.75
11/17/2017	347,697	PMCHK00006937	Cash	92235	Badger Daylighting Corp.		\$2,475.00
11/17/2017	347,698	PMCHK00006937	Cash	92236	Badger Meter, Inc		\$81.00
11/17/2017	347,699	PMCHK00006937	Cash	92237	Bauman, Robert		\$1,100.00
11/17/2017	347,700	PMCHK00006937	Cash	92238	B C Engineering Co		\$489.00
11/17/2017	347,701	PMCHK00006937	Cash	92239	Becknell-Coghill Inc		\$14,184.98
11/17/2017	347,702	PMCHK00006937	Cash	92240	BestOne, Tire & Service of Mid America, Inc.		\$255.57
11/17/2017	347,703	PMCHK00006937	Cash	92241	Boden, Deanna		\$309.23
11/17/2017	347,704	PMCHK00006937	Cash	92242	Bray Truck & Parts		\$235.41
11/17/2017	347,705	PMCHK00006937	Cash	92243	Bramlage, Emily		\$59.71
11/17/2017	347,706	PMCHK00006937	Cash	92244	Buckeye Power Sales Co., Inc		\$13,020.00
11/17/2017	347,707	PMCHK00006937	Cash	92245	Canfield, Sheryl		\$88.55
11/17/2017	347,708	PMCHK00006937	Cash	92246	Caudill, Michelle		\$12.70
11/17/2017	347,709	PMCHK00006937	Cash	92247	CBT Company		\$1,014.68
11/17/2017	347,710	PMCHK00006937	Cash	92248	CDW Government Inc.		\$542.78
11/17/2017	347,711	PMCHK00006937	Cash	92249	Cincinnati Bell		\$10,070.88
11/17/2017	347,712	PMCHK00006937	Cash	92250	Cincinnati Bell		\$647.78

11/17/2017	347,713	PMCHK00006937	Cash	92251	Cintas #315	\$1,553.64	
11/17/2017	347,714	PMCHK00006937	Cash	92252	Clear Edge Filtration	\$1,711.25	
11/17/2017	347,715	PMCHK00006937	Cash	92253	Cook, Sherril	\$20.33	
11/17/2017	347,716	PMCHK00006937	Cash	92254	Core & Main	\$31,857.25	
11/17/2017	347,717	PMCHK00006937	Cash	92255	Crescent Springs Hardware	\$120.93	
11/17/2017	347,718	PMCHK00006937	Cash	92256	Data Strategy	\$549.10	
11/17/2017	347,719	PMCHK00006937	Cash	92257	Dennis, Justen	\$88.60	
11/17/2017	347,720	PMCHK00006937	Cash	92258	Dixon Engineering, Inc.	\$2,500.00	
11/17/2017	347,721	PMCHK00006937	Cash	92259	Dons Garage Inc	\$1,359.40	
11/17/2017	347,722	PMCHK00006937	Cash	92260	Dreiling, Noelle	\$2.52	
11/17/2017	347,723	PMCHK00006937	Cash	92261	Duke Energy	\$63,421.82	
System:	HISTORICAL DETAILED T 10/5/2018		10:45:50 AM	Page:	37	User Date: 10/5/2018	User ID: skampsen
N Ky Water District							
11/17/2017	347,724	PMCHK00006937	Cash	92262	Dupont Inc	\$130.00	
11/17/2017	347,725	PMCHK00006937	Cash	92263	Durham, Chris	\$77.26	
11/17/2017	347,726	PMCHK00006937	Cash	92264	Essenmacher, Dan	\$64.51	
11/17/2017	347,727	PMCHK00006937	Cash	92265	Ethos Laboratories	\$2,305.16	
11/17/2017	347,728	PMCHK00006937	Cash	92266	Fastenal Company	\$143.85	
11/17/2017	347,729	PMCHK00006937	Cash	92267	Federal Express	\$87.03	
11/17/2017	347,730	PMCHK00006937	Cash	92268	Ferguson Waterworks	\$949.05	
11/17/2017	347,731	PMCHK00006937	Cash	92269	Fields, Keith	\$13.85	
11/17/2017	347,732	PMCHK00006937	Cash	92270	Fisher Scientific	\$3,156.01	
11/17/2017	347,733	PMCHK00006937	Cash	92271	Flaig Welding Co Inc	\$330.00	
11/17/2017	347,734	PMCHK00006937	Cash	92272	Florence Winwater Works	\$3,506.93	
11/17/2017	347,735	PMCHK00006937	Cash	92273	Fortiline, Inc.	\$1,870.00	
11/17/2017	347,736	PMCHK00006937	Cash	92274	Ganesh, Santosh	\$750.00	
11/17/2017	347,737	PMCHK00006937	Cash	92275	General Foundries, Inc.	\$700.00	
11/17/2017	347,738	PMCHK00006937	Cash	92276	Grainger	\$1,368.06	
11/17/2017	347,739	PMCHK00006937	Cash	92277	Greater Comfort Heating & Air	\$225.00	
11/17/2017	347,740	PMCHK00006937	Cash	92278	Hall's Paving & Sealing, Inc.	\$5,616.85	
11/17/2017	347,741	PMCHK00006937	Cash	92279	Hall Jr., Robert	\$52.11	
11/17/2017	347,742	PMCHK00006937	Cash	92280	Hartman, Brian	\$30.87	
11/17/2017	347,743	PMCHK00006937	Cash	92281	Hillyard Kentucky	\$678.28	
11/17/2017	347,744	PMCHK00006937	Cash	92282	Ideal Supplies Inc	\$6,240.00	
11/17/2017	347,745	PMCHK00006937	Cash	92283	Indiana Safety & Supply Co.	\$232.20	
11/17/2017	347,746	PMCHK00006937	Cash	92284	Ison, Samantha	\$47.78	
11/17/2017	347,747	PMCHK00006937	Cash	92285	Johnson Electric Supply Co., The	\$317.28	
11/17/2017	347,748	PMCHK00006937	Cash	92286	Justice, Raenon	\$3.61	
11/17/2017	347,749	PMCHK00006937	Cash	92287	Kampsen, Stacey	\$124.12	
11/17/2017	347,750	PMCHK00006937	Cash	92288	Kemper Inc Richard G	\$46.92	
11/17/2017	347,751	PMCHK00006937	Cash	92289	KEMI	\$3,362.76	
11/17/2017	347,752	PMCHK00006937	Cash	92290	Kemira Water Solutions, Inc.	\$4,908.71	
11/17/2017	347,753	PMCHK00006937	Cash	92291	KOI Enterprises, Inc	\$661.16	
11/17/2017	347,754	PMCHK00006937	Cash	92292	Kentucky FluidAir	\$38.20	
11/17/2017	347,755	PMCHK00006937	Cash	92293	Kinnett, Alice	\$53.78	
11/17/2017	347,756	PMCHK00006937	Cash	92294	Klingenbergs - Covington	\$9.47	
11/17/2017	347,757	PMCHK00006937	Cash	92295	Knew Day LLC	\$91.02	
11/17/2017	347,758	PMCHK00006937	Cash	92296	Koester, Kenneth	\$29.35	
11/17/2017	347,759	PMCHK00006937	Cash	92297	Lahrman, Paul	\$98.82	
11/17/2017	347,760	PMCHK00006937	Cash	92298	Len Riegler Blacktop, Inc.	\$18,431.60	
11/17/2017	347,761	PMCHK00006937	Cash	92299	Lowe's	\$1,420.75	
11/17/2017	347,762	PMCHK00006937	Cash	92300	Lykins Oil Company	\$1,584.32	
11/17/2017	347,763	PMCHK00006937	Cash	92301	Mayhaus, Colleen	\$77.09	
11/17/2017	347,764	PMCHK00006937	Cash	92302	McClure, Meggan	\$34.73	
11/17/2017	347,765	PMCHK00006937	Cash	92303	McElveen, Allison	\$150.43	
11/17/2017	347,766	PMCHK00006937	Cash	92304	McFall, Raymond	\$96.00	
11/17/2017	347,767	PMCHK00006937	Cash	92305	Minuteman/Design Press	\$520.00	
11/17/2017	347,768	PMCHK00006937	Cash	92306	Mine Safety Appliances Co. LLC	\$515.00	
11/17/2017	347,769	PMCHK00006937	Cash	92307	Newman, Lawrence	\$9.78	
11/17/2017	347,770	PMCHK00006937	Cash	92308	Oden, Ruth	\$44.50	
11/17/2017	347,771	PMCHK00006937	Cash	92309	Orr Safety Corporation	\$1,163.85	
11/17/2017	347,772	PMCHK00006937	Cash	92310	Owen Electric Cooperative Inc	\$11,113.70	
11/17/2017	347,773	PMCHK00006937	Cash	92311	Pridestaff Financial	\$1,360.00	
11/17/2017	347,774	PMCHK00006937	Cash	92312	Provident Life & Accident Ins.	\$577.75	

11/17/2017	347,775	PMCHK00006937	Cash	92313	Reckers, Stephen	\$979.89	
11/17/2017	347,776	PMCHK00006937	Cash	92314	Res/Comm Security Systems Inc.	\$54.00	
11/17/2017	347,777	PMCHK00006937	Cash	92315	Rizzo, Justin	\$74.63	
11/17/2017	347,778	PMCHK00006937	Cash	92316	R & M Welding Products Inc	\$293.63	
11/17/2017	347,779	PMCHK00006937	Cash	92317	Roehm, Tim	\$125.97	
11/17/2017	347,780	PMCHK00006937	Cash	92318	Roller, Michael	\$64.76	
11/17/2017	347,781	PMCHK00006937	Cash	92319	RUMPKE	\$73.37	
11/17/2017	347,782	PMCHK00006937	Cash	92320	Safeguard Business Systems	\$132.85	
11/17/2017	347,783	PMCHK00006937	Cash	92321	SafetyWear	\$71.91	
11/17/2017	347,784	PMCHK00006937	Cash	92322	Sanitation District No. 1	\$4,304.04	
11/17/2017	347,785	PMCHK00006937	Cash	92323	Seiter Farms Inc.	\$200.00	
11/17/2017	347,786	PMCHK00006937	Cash	92324	Sigma-Aldrich Inc	\$144.78	
11/17/2017	347,787	PMCHK00006937	Cash	92325	Smiddy, Diana	\$72.33	
11/17/2017	347,788	PMCHK00006937	Cash	92326	Southeastern Equipment Co Inc	\$7.53	
11/17/2017	347,789	PMCHK00006937	Cash	92327	Southern States	\$12.07	
11/17/2017	347,790	PMCHK00006937	Cash	92328	Staples Advantage	\$859.08	
11/17/2017	347,791	PMCHK00006937	Cash	92329	Sumerel Tire Co., Inc., Bob	\$1,540.93	
11/17/2017	347,792	PMCHK00006937	Cash	92330	Temco Inc.	\$860.50	
11/17/2017	347,793	PMCHK00006937	Cash	92331	Ultra Scientific Analytical Solutions	\$680.41	
11/17/2017	347,794	PMCHK00006937	Cash	92332	USA Bluebook	\$234.08	
11/17/2017	347,795	PMCHK00006937	Cash	92333	USALCO	\$5,937.76	
11/17/2017	347,796	PMCHK00006937	Cash	92334	US Bank Equipment Finance	\$1,076.70	
11/17/2017	347,797	PMCHK00006937	Cash	92335	Vertical Systems Elevator	\$256.79	
System:	HISTORICAL DETAILED T 10/5/2018		10:45:50 AM	Page:	38	User Date: 10/5/2018	User ID: skampsen
N Ky Water District							
11/17/2017	347,798	PMCHK00006937	Cash	92336	Victory Battery Co.	\$795.80	
11/17/2017	347,799	PMCHK00006937	Cash	92337	Viking Supply, Inc	\$1,998.30	
11/17/2017	347,800	PMCHK00006937	Cash	92338	Visse, Craig	\$28.39	
11/17/2017	347,801	PMCHK00006937	Cash	92339	Waste Resource Management Inc.	\$12,445.76	
11/17/2017	347,802	PMCHK00006937	Cash	92340	Wood, Katherine	\$64.00	
11/17/2017	348,096	CMTRX00008227	Bank Transaction Entry	RCT000038029		\$23,545.93	
11/17/2017	348,097	CMTRX00008227	Bank Transaction Entry	RCT000038030		\$16,550.56	
11/17/2017	348,098	CMTRX00008227	Bank Transaction Entry	RCT000038031		\$964.89	
11/17/2017	348,099	CMTRX00008227	Bank Transaction Entry	RCT000038032		\$16,761.29	
11/17/2017	348,100	CMTRX00008227	Bank Transaction Entry	RCT000038033		\$643.97	
11/17/2017	348,101	CMTRX00008227	Bank Transaction Entry	RCT000038034		\$93,918.05	
11/17/2017	348,102	CMTRX00008227	Bank Transaction Entry	RCT000038035		\$6,452.50	
11/17/2017	348,432	CMTRX00008237	Bank Transaction Entry	DAJ000038120		\$136,314.51	
11/17/2017	348,443	CMTRX00008237	Bank Transaction Entry	DAJ000038131		\$125.00	
11/20/2017	348,355	CMTRX00008229	Bank Transaction Entry	RCT000038051		\$56,801.98	
11/20/2017	348,356	CMTRX00008229	Bank Transaction Entry	RCT000038052		\$35,074.53	
11/20/2017	348,357	CMTRX00008229	Bank Transaction Entry	RCT000038053		\$2,280.20	
11/20/2017	348,358	CMTRX00008229	Bank Transaction Entry	RCT000038054		\$18,707.77	
11/20/2017	348,359	CMTRX00008229	Bank Transaction Entry	RCT000038055		\$2,995.30	
11/20/2017	348,360	CMTRX00008229	Bank Transaction Entry	RCT000038056		\$147,315.49	
11/20/2017	348,361	CMTRX00008229	Bank Transaction Entry	RCT000038057		\$8,284.91	
11/20/2017	348,362	CMTRX00008229	Bank Transaction Entry	RCT000038058		\$2,887.96	
11/20/2017	348,445	CMTRX00008237	Bank Transaction Entry	IAJ000038133		\$0.25	
11/21/2017	347,807	PMCHK00006938	Cash	92341	Kentucky State Treasurer	\$5,631.20	
11/21/2017	347,814	CMTRX00008213	Bank Transaction Entry	DAJ000037935		\$61,899.22	
11/21/2017	348,363	CMTRX00008230	Bank Transaction Entry	RCT000038059		\$20,653.49	
11/21/2017	348,364	CMTRX00008230	Bank Transaction Entry	RCT000038060		\$16,856.51	
11/21/2017	348,365	CMTRX00008230	Bank Transaction Entry	RCT000038061		\$970.83	
11/21/2017	348,366	CMTRX00008230	Bank Transaction Entry	RCT000038062		\$8,272.96	
11/21/2017	348,367	CMTRX00008230	Bank Transaction Entry	RCT000038063		\$1,953.82	
11/21/2017	348,368	CMTRX00008230	Bank Transaction Entry	RCT000038064		\$105,771.98	
11/21/2017	348,369	CMTRX00008230	Bank Transaction Entry	RCT000038065		\$6,630.97	
11/21/2017	348,370	CMTRX00008230	Bank Transaction Entry	RCT000038066		\$48,453.93	
11/21/2017	348,436	CMTRX00008237	Bank Transaction Entry	DAJ000038124		\$2,236.79	
11/22/2017	348,371	CMTRX00008231	Bank Transaction Entry	RCT000038067		\$32,908.71	
11/22/2017	348,372	CMTRX00008231	Bank Transaction Entry	RCT000038068		\$21,575.98	
11/22/2017	348,373	CMTRX00008231	Bank Transaction Entry	RCT000038069		\$2,553.60	
11/22/2017	348,374	CMTRX00008231	Bank Transaction Entry	RCT000038070		\$12,202.18	
11/22/2017	348,375	CMTRX00008231	Bank Transaction Entry	RCT000038071		\$2,323.84	

11/22/2017	348,376	CMTRX00008231	Bank Transaction Entry	RCT000038072		\$129,032.67			
11/22/2017	348,377	CMTRX00008231	Bank Transaction Entry	RCT000038073		\$5,109.07			
11/22/2017	348,378	CMTRX00008231	Bank Transaction Entry	RCT000038074		\$2,520.89			
11/22/2017	348,428	CMTRX00008237	Bank Transaction Entry	DAJ000038116			\$438.38		
11/24/2017	348,433	CMTRX00008237	Bank Transaction Entry	DAJ000038121			\$136,225.38		
11/27/2017	347,830	CMXFR00000387	Bank Transfer Entry	XFR000037942	Transfer To: 5/3RD P&I		\$1,750,000.00		
11/27/2017	348,379	CMTRX00008232	Bank Transaction Entry	RCT000038075		\$50,808.04			
11/27/2017	348,380	CMTRX00008232	Bank Transaction Entry	RCT000038076		\$40,075.75			
11/27/2017	348,381	CMTRX00008232	Bank Transaction Entry	RCT000038077		\$2,373.51			
11/27/2017	348,382	CMTRX00008232	Bank Transaction Entry	RCT000038078		\$19,824.30			
11/27/2017	348,383	CMTRX00008232	Bank Transaction Entry	RCT000038079		\$2,096.04			
11/27/2017	348,384	CMTRX00008232	Bank Transaction Entry	RCT000038080		\$94,941.53			
11/27/2017	348,385	CMTRX00008232	Bank Transaction Entry	RCT000038081		\$4,123.05			
11/28/2017	347,956	PMCHK00006939	Cash	92342	A Catered Affair		\$75.00		
11/28/2017	347,957	PMCHK00006939	Cash	92343	AccuStandard, Inc.		\$921.15		
11/28/2017	347,958	PMCHK00006939	Cash	92344	Accelerated Technology Lab Inc		\$495.00		
11/28/2017	347,959	PMCHK00006939	Cash	92345	Around the Clock Answering Service		\$463.50		
11/28/2017	347,960	PMCHK00006939	Cash	92346	Arts Rental Equipment & Supply		\$23.50		
11/28/2017	347,961	PMCHK00006939	Cash	92347	A & S Electric Supply, Inc.		\$110.70		
11/28/2017	347,962	PMCHK00006939	Cash	92348	B C Engineering Co		\$325.60		
11/28/2017	347,963	PMCHK00006939	Cash	92349	Bellm, Jennifer		\$24.40		
11/28/2017	347,964	PMCHK00006939	Cash	92350	Cincinnati Bell		\$2,368.72		
11/28/2017	347,965	PMCHK00006939	Cash	92351	Cintas #315		\$845.82		
11/28/2017	347,966	PMCHK00006939	Cash	92352	Core & Main		\$360.00		
11/28/2017	347,967	PMCHK00006939	Cash	92353	Crescent Springs Hardware		\$19.99		
11/28/2017	347,968	PMCHK00006939	Cash	92354	CT Consultants		\$3,900.00		
11/28/2017	347,969	PMCHK00006939	Cash	92355	Duke Energy		\$23,297.62		
11/28/2017	347,970	PMCHK00006939	Cash	92356	E & H Integrated Systems		\$504.50		
11/28/2017	347,971	PMCHK00006939	Cash	92357	Fastenal Company		\$154.43		
11/28/2017	347,972	PMCHK00006939	Cash	92358	Florence Hardware & Industrial Supply		\$71.42		
11/28/2017	347,973	PMCHK00006939	Cash	92359	Fortiline, Inc.		\$395.00		
11/28/2017	347,974	PMCHK00006939	Cash	92360	Geotechnology Inc.		\$1,335.00		
11/28/2017	347,975	PMCHK00006939	Cash	92361	Grainger		\$2,096.03		
11/28/2017	347,976	PMCHK00006939	Cash	92362	Greko Supply Company		\$934.00		
11/28/2017	347,977	PMCHK00006939	Cash	92363	Hach Company		\$940.00		
System:	HISTORICAL DETAILED T 10/5/2018		10:45:50 AM	Page:	39	User Date:	10/5/2018	User ID:	skampsen
N Ky Water District									
11/28/2017	347,978	PMCHK00006939	Cash	92364	Hall's Paving & Sealing, Inc.		\$3,636.60		
11/28/2017	347,979	PMCHK00006939	Cash	92365	Humana Dental Ins. Co.		\$1,000.10		
11/28/2017	347,980	PMCHK00006939	Cash	92366	Ideal Supplies Inc		\$275.00		
11/28/2017	347,981	PMCHK00006939	Cash	92367	Kemira Water Solutions, Inc.		\$4,967.15		
11/28/2017	347,982	PMCHK00006939	Cash	92368	Kentucky Society of Professional Engineers		\$665.10		
11/28/2017	347,983	PMCHK00006939	Cash	92369	Lincoln National Life Insurance Co.		\$5,501.28		
11/28/2017	347,984	PMCHK00006939	Cash	92370	Lunsford Custom Homes		\$750.00		
11/28/2017	347,985	PMCHK00006939	Cash	92371	Lykins Oil Company		\$1,406.36		
11/28/2017	347,986	PMCHK00006939	Cash	92372	Minuteman/Design Press		\$345.00		
11/28/2017	347,987	PMCHK00006939	Cash	92373	No Ky Public Works Association		\$8.00		
11/28/2017	347,988	PMCHK00006939	Cash	92374	Owen Electric Cooperative Inc		\$111.94		
11/28/2017	347,989	PMCHK00006939	Cash	92375	Pirtek Reading Road		\$1,267.80		
11/28/2017	347,990	PMCHK00006939	Cash	92376	Pridestaff Financial		\$2,720.00		
11/28/2017	347,991	PMCHK00006939	Cash	92377	Quinn Electric Corp.		\$475.00		
11/28/2017	347,992	PMCHK00006939	Cash	92378	Randy's Rugged Wear		\$3,572.55		
11/28/2017	347,993	PMCHK00006939	Cash	92379	R & M Welding Products Inc		\$64.59		
11/28/2017	347,994	PMCHK00006939	Cash	92380	Rye Engineering PLC		\$26,325.00		
11/28/2017	347,995	PMCHK00006939	Cash	92381	Sanitation District No. 1		\$31.75		
11/28/2017	347,996	PMCHK00006939	Cash	92382	St. Elizabeth Business Health		\$454.00		
11/28/2017	347,997	PMCHK00006939	Cash	92383	Supply Post Business Products		\$135.18		
11/28/2017	347,998	PMCHK00006939	Cash	92384	Time Warner Cable		\$110.00		
11/28/2017	347,999	PMCHK00006939	Cash	92385	Trane U.S., Inc.		\$2,010.00		
11/28/2017	348,000	PMCHK00006939	Cash	92386	Univar USA Inc.		\$6,265.87		
11/28/2017	348,001	PMCHK00006939	Cash	92387	United Healthcare Insurance		\$255,128.21		
11/28/2017	348,002	PMCHK00006939	Cash	92388	U S Dept of Agriculture		\$2,742.00		
11/28/2017	348,003	PMCHK00006939	Cash	92389	Viking Supply, Inc		\$4,682.24		
11/28/2017	348,114	PMVPY00001038	Cash	92388	U S Dept of Agriculture		\$2,742.00		

11/28/2017	348,386	CMTRX00008233	Bank Transaction Entry	RCT000038082		\$33,984.36	
11/28/2017	348,387	CMTRX00008233	Bank Transaction Entry	RCT000038083		\$21,448.36	
11/28/2017	348,388	CMTRX00008233	Bank Transaction Entry	RCT000038084		\$1,007.93	
11/28/2017	348,389	CMTRX00008233	Bank Transaction Entry	RCT000038085		\$14,704.70	
11/28/2017	348,390	CMTRX00008233	Bank Transaction Entry	RCT000038086		\$4,424.92	
11/28/2017	348,391	CMTRX00008233	Bank Transaction Entry	RCT000038087		\$462.17	
11/28/2017	348,392	CMTRX00008233	Bank Transaction Entry	RCT000038088		\$390,134.15	
11/28/2017	348,393	CMTRX00008233	Bank Transaction Entry	RCT000038089		\$17,356.23	
11/28/2017	348,394	CMTRX00008233	Bank Transaction Entry	RCT000038090		\$56,305.19	
11/29/2017	348,053	PMCHK00006940	Cash	92390	Kentucky State Treasurer		\$5,631.20
11/29/2017	348,395	CMTRX00008234	Bank Transaction Entry	RCT000038091		\$46,543.81	
11/29/2017	348,396	CMTRX00008234	Bank Transaction Entry	RCT000038092		\$29,560.72	
11/29/2017	348,397	CMTRX00008234	Bank Transaction Entry	RCT000038093		\$4,604.21	
11/29/2017	348,398	CMTRX00008234	Bank Transaction Entry	RCT000038094		\$27,006.04	
11/29/2017	348,399	CMTRX00008234	Bank Transaction Entry	RCT000038095		\$4,423.17	
11/29/2017	348,400	CMTRX00008234	Bank Transaction Entry	RCT000038096		\$84,243.39	
11/29/2017	348,401	CMTRX00008234	Bank Transaction Entry	RCT000038097		\$17,029.82	
11/29/2017	348,402	CMTRX00008234	Bank Transaction Entry	RCT000038098		\$8,458.88	
11/29/2017	348,421	CMTRX00008237	Bank Transaction Entry	IAJ000038109		\$39,900.10	
11/30/2017	348,403	CMTRX00008235	Bank Transaction Entry	RCT000038099		\$35,915.25	
11/30/2017	348,404	CMTRX00008235	Bank Transaction Entry	RCT000038100		\$26,405.76	
11/30/2017	348,405	CMTRX00008235	Bank Transaction Entry	RCT000038101		\$2,571.86	
11/30/2017	348,406	CMTRX00008235	Bank Transaction Entry	RCT000038102		\$18,562.38	
11/30/2017	348,407	CMTRX00008235	Bank Transaction Entry	RCT000038103		\$2,258.65	
11/30/2017	348,408	CMTRX00008235	Bank Transaction Entry	RCT000038104		\$12,995.66	
11/30/2017	348,409	CMTRX00008235	Bank Transaction Entry	RCT000038105		\$3,940.62	
11/30/2017	348,420	CMTRX00008237	Bank Transaction Entry	IAJ000038108		\$21,091.80	
11/30/2017	348,422	CMTRX00008237	Bank Transaction Entry	IAJ000038110		\$78,812.09	
11/30/2017	348,423	CMTRX00008237	Bank Transaction Entry	DAJ000038111		\$5,544.90	
11/30/2017	348,424	CMTRX00008237	Bank Transaction Entry	DAJ000038112		\$1,495.26	
11/30/2017	348,429	CMTRX00008237	Bank Transaction Entry	DAJ000038117		\$438.38	
11/30/2017	348,434	CMTRX00008237	Bank Transaction Entry	DAJ000038122		\$138,059.03	
12/1/2017	348,249	PMCHK00006944	Cash	92391	AccuStandard, Inc.	\$221.36	
12/1/2017	348,250	PMCHK00006944	Cash	92392	ADI	\$131.02	
12/1/2017	348,251	PMCHK00006944	Cash	92393	Around the Clock Answering Service	\$537.50	
12/1/2017	348,252	PMCHK00006944	Cash	92394	Arts Rental Equipment & Supply	\$30.80	
12/1/2017	348,253	PMCHK00006944	Cash	92395	A & S Electric Supply, Inc.	\$112.00	
12/1/2017	348,254	PMCHK00006944	Cash	92396	Bray Truck & Parts	\$599.27	
12/1/2017	348,255	PMCHK00006944	Cash	92397	Brett Constuction	\$237.97	
12/1/2017	348,256	PMCHK00006944	Cash	92398	Browning, Brennan	\$103.79	
12/1/2017	348,257	PMCHK00006944	Cash	92399	CA Advance	\$291.98	
12/1/2017	348,258	PMCHK00006944	Cash	92400	CDW Government Inc.	\$1,874.67	
12/1/2017	348,259	PMCHK00006944	Cash	92401	Cincinnati Bell	\$2,226.29	
12/1/2017	348,260	PMCHK00006944	Cash	92402	Cincinnati Bell Any Distance	\$130.32	
12/1/2017	348,261	PMCHK00006944	Cash	92403	Daniel, Lisa	\$192.42	
12/1/2017	348,262	PMCHK00006944	Cash	92404	Destefano, Natalie	\$87.21	
12/1/2017	348,263	PMCHK00006944	Cash	92405	Dons Garage Inc	\$1,381.78	
System:	HISTORICAL DETAILED T 10/5/2018	10:45:50 AM	Page:	40	User Date:	10/5/2018	User ID: skampsen
N Ky Water District							
12/1/2017	348,264	PMCHK00006944	Cash	92406	Duke Energy	\$21,978.18	
12/1/2017	348,265	PMCHK00006944	Cash	92407	E & H Integrated Systems	\$367.50	
12/1/2017	348,266	PMCHK00006944	Cash	92408	Eaton Asphalt Paving Co. Inc.	\$200.79	
12/1/2017	348,267	PMCHK00006944	Cash	92409	Enviro Core Inc.	\$65.20	
12/1/2017	348,268	PMCHK00006944	Cash	92410	Eppert, Dale	\$380.89	
12/1/2017	348,269	PMCHK00006944	Cash	92411	EyeMed	\$1,271.50	
12/1/2017	348,270	PMCHK00006944	Cash	92412	Fastenal Company	\$115.09	
12/1/2017	348,271	PMCHK00006944	Cash	92413	Federal Express	\$47.74	
12/1/2017	348,272	PMCHK00006944	Cash	92414	Florence Winwater Works	\$13,190.88	
12/1/2017	348,273	PMCHK00006944	Cash	92415	Franks, David	\$131.77	
12/1/2017	348,274	PMCHK00006944	Cash	92416	Grainger	\$427.80	
12/1/2017	348,275	PMCHK00006944	Cash	92417	Human Resource Profile Inc	\$50.00	
12/1/2017	348,276	PMCHK00006944	Cash	92418	Ideal Supplies Inc	\$6,022.50	
12/1/2017	348,277	PMCHK00006944	Cash	92419	Janell Inc.	\$172.18	
12/1/2017	348,278	PMCHK00006944	Cash	92420	Johnson Doppler Lumber	\$2,083.00	

12/1/2017	348,279	PMCHK00006944	Cash	92421	KOI Enterprises, Inc	\$317.63			
12/1/2017	348,280	PMCHK00006944	Cash	92422	Kentucky State Treasurer	\$100.00			
12/1/2017	348,281	PMCHK00006944	Cash	92423	Len Riegler Blacktop, Inc.	\$367.58			
12/1/2017	348,282	PMCHK00006944	Cash	92424	Lincoln National Life Insurance Co.	\$766.39			
12/1/2017	348,283	PMCHK00006944	Cash	92425	Lowe's	\$817.50			
12/1/2017	348,284	PMCHK00006944	Cash	92426	Lucas Pools	\$68.62			
12/1/2017	348,285	PMCHK00006944	Cash	92427	Mattingly, Emily	\$145.37			
12/1/2017	348,286	PMCHK00006944	Cash	92428	Miller Pipeline	\$771.77			
12/1/2017	348,287	PMCHK00006944	Cash	92429	Murphy Tractor & Equipment Co.	\$409.47			
12/1/2017	348,288	PMCHK00006944	Cash	92430	Next Gen Cabling, Inc.	\$5,633.68			
12/1/2017	348,289	PMCHK00006944	Cash	92431	Orr, Darryl	\$85.11			
12/1/2017	348,290	PMCHK00006944	Cash	92432	Owen Electric Cooperative Inc	\$33.85			
12/1/2017	348,291	PMCHK00006944	Cash	92433	Colleen Medert-Petty Cash	\$50.00			
12/1/2017	348,292	PMCHK00006944	Cash	92434	Pension Corporation of America	\$5,610.85			
12/1/2017	348,293	PMCHK00006944	Cash	92435	Plant Trolley, Inc., The	\$177.12			
12/1/2017	348,294	PMCHK00006944	Cash	92436	PLP Properties	\$124.31			
12/1/2017	348,295	PMCHK00006944	Cash	92437	Pridestaff Financial	\$1,360.00			
12/1/2017	348,296	PMCHK00006944	Cash	92438	Prus Construction	\$185.33			
12/1/2017	348,297	PMCHK00006944	Cash	92439	R & M Welding Products Inc	\$27.89			
12/1/2017	348,298	PMCHK00006944	Cash	92440	Southeastern Equipment Co Inc	\$540.97			
12/1/2017	348,299	PMCHK00006944	Cash	92441	Southern States	\$152.28			
12/1/2017	348,300	PMCHK00006944	Cash	92442	Staples Advantage	\$968.08			
12/1/2017	348,301	PMCHK00006944	Cash	92443	Stoll Keenon Ogden PLLC	\$598.40			
12/1/2017	348,302	PMCHK00006944	Cash	92444	Studer, Tom	\$100.00			
12/1/2017	348,303	PMCHK00006944	Cash	92445	Sumerel Tire Co., Inc., Bob	\$2,497.93			
12/1/2017	348,304	PMCHK00006944	Cash	92446	Temco Inc.	\$627.31			
12/1/2017	348,305	PMCHK00006944	Cash	92447	Univar USA Inc.	\$5,570.23			
12/1/2017	348,306	PMCHK00006944	Cash	92448	The UPS Store	\$10.20			
12/1/2017	348,307	PMCHK00006944	Cash	92449	USA Bluebook	\$369.61			
12/1/2017	348,308	PMCHK00006944	Cash	92450	USALCO	\$5,807.96			
12/1/2017	348,309	PMCHK00006944	Cash	92451	Viking Supply, Inc	\$712.60			
12/1/2017	348,310	PMCHK00006944	Cash	92452	Waste Resource Management Inc.	\$4,696.64			
12/1/2017	348,311	PMCHK00006944	Cash	92453	Wessel Lawncare & Landscaping	\$2,543.36			
12/1/2017	348,312	PMCHK00006944	Cash	92454	Wildman Corporate Apparel	\$23.96			
12/1/2017	348,313	PMCHK00006944	Cash	92455	Wiseway Supply	\$3,804.86			
12/1/2017	348,314	PMCHK00006944	Cash	92456	Zep Sales & Service	\$834.51			
12/1/2017	349,072	CMTRX00008239	Bank Transaction Entry	RCT000038137		\$27,451.10			
12/1/2017	349,073	CMTRX00008239	Bank Transaction Entry	RCT000038138		\$33,108.47			
12/1/2017	349,074	CMTRX00008239	Bank Transaction Entry	RCT000038139		\$2,789.69			
12/1/2017	349,075	CMTRX00008239	Bank Transaction Entry	RCT000038140		\$12,819.01			
12/1/2017	349,076	CMTRX00008239	Bank Transaction Entry	RCT000038141		\$1,243.99			
12/1/2017	349,077	CMTRX00008239	Bank Transaction Entry	RCT000038142		\$118,773.97			
12/1/2017	349,078	CMTRX00008239	Bank Transaction Entry	RCT000038143		\$9,584.57			
12/1/2017	349,851	CMTRX00008264	Bank Transaction Entry	DAJ000038305			\$39,900.10		
12/1/2017	349,852	CMTRX00008264	Bank Transaction Entry	DAJ000038306			\$78,812.09		
12/1/2017	349,853	CMTRX00008264	Bank Transaction Entry	DAJ000038307			\$61.78		
12/4/2017	349,079	CMTRX00008240	Bank Transaction Entry	RCT000038144		\$54,795.65			
12/4/2017	349,080	CMTRX00008240	Bank Transaction Entry	RCT000038145		\$43,038.14			
12/4/2017	349,081	CMTRX00008240	Bank Transaction Entry	RCT000038146		\$1,691.89			
12/4/2017	349,082	CMTRX00008240	Bank Transaction Entry	RCT000038147		\$17,438.49			
12/4/2017	349,083	CMTRX00008240	Bank Transaction Entry	RCT000038148		\$3,343.75			
12/4/2017	349,084	CMTRX00008240	Bank Transaction Entry	RCT000038149		\$118,964.26			
12/4/2017	349,085	CMTRX00008240	Bank Transaction Entry	RCT000038150		\$8,205.37			
12/5/2017	348,338	PMCHK00006946	Cash	92458	Kentucky League of Cities	\$1,800.64			
12/5/2017	348,339	PMCHK00006946	Cash	92459	Kentucky State Treasurer	\$5,631.20			
12/5/2017	348,411	CMTRX00008236	Bank Transaction Entry	DAJ000038106			\$143,001.84		
12/5/2017	349,089	CMTRX00008241	Bank Transaction Entry	RCT000038151		\$17,144.67			
12/5/2017	349,090	CMTRX00008241	Bank Transaction Entry	RCT000038152		\$13,943.72			
12/5/2017	349,091	CMTRX00008241	Bank Transaction Entry	RCT000038153		\$712.73			
System:	HISTORICAL DETAILED T 10/5/2018		10:45:50 AM	Page:	41	User Date:	10/5/2018	User ID:	skampsen
N Ky Water District									
12/5/2017	349,092	CMTRX00008241	Bank Transaction Entry	RCT000038154		\$7,361.86			
12/5/2017	349,093	CMTRX00008241	Bank Transaction Entry	RCT000038155		\$2,721.86			
12/5/2017	349,094	CMTRX00008241	Bank Transaction Entry	RCT000038156		\$6,308.43			

12/5/2017	349,095	CMTRX00008241	Bank Transaction Entry	RCT000038157		\$132,997.75	
12/5/2017	349,096	CMTRX00008241	Bank Transaction Entry	RCT000038158		\$7,039.79	
12/5/2017	349,097	CMTRX00008241	Bank Transaction Entry	RCT000038159		\$1,589.83	
12/5/2017	349,872	CMTRX00008264	Bank Transaction Entry	DAJ000038326			\$2,086.97
12/6/2017	349,098	CMTRX00008242	Bank Transaction Entry	RCT000038160		\$38,316.00	
12/6/2017	349,099	CMTRX00008242	Bank Transaction Entry	RCT000038161		\$22,043.18	
12/6/2017	349,100	CMTRX00008242	Bank Transaction Entry	RCT000038162		\$1,345.79	
12/6/2017	349,101	CMTRX00008242	Bank Transaction Entry	RCT000038163		\$16,171.60	
12/6/2017	349,102	CMTRX00008242	Bank Transaction Entry	RCT000038164		\$2,548.62	
12/6/2017	349,103	CMTRX00008242	Bank Transaction Entry	RCT000038165		\$109,020.06	
12/6/2017	349,104	CMTRX00008242	Bank Transaction Entry	RCT000038166		\$31,341.79	
12/6/2017	349,105	CMTRX00008242	Bank Transaction Entry	RCT000038167		\$10,977.08	
12/7/2017	348,483	PMVPY00001039	Cash	91962	Matteoli, Sean	\$60.96	
12/7/2017	349,107	CMTRX00008244	Bank Transaction Entry	RCT000038169		\$20,976.58	
12/7/2017	349,108	CMTRX00008244	Bank Transaction Entry	RCT000038170		\$10,537.17	
12/7/2017	349,109	CMTRX00008244	Bank Transaction Entry	RCT000038171		\$525.58	
12/7/2017	349,110	CMTRX00008244	Bank Transaction Entry	RCT000038172		\$5,631.57	
12/7/2017	349,111	CMTRX00008244	Bank Transaction Entry	RCT000038173		\$1,898.60	
12/7/2017	349,112	CMTRX00008244	Bank Transaction Entry	RCT000038174		\$64,944.26	
12/7/2017	349,113	CMTRX00008244	Bank Transaction Entry	RCT000038175		\$49,103.42	
12/7/2017	349,863	CMTRX00008264	Bank Transaction Entry	DAJ000038317			\$2,154.21
12/7/2017	349,866	CMTRX00008264	Bank Transaction Entry	DAJ000038320			\$239,519.09
12/8/2017	348,613	PMCHK00006949	Cash	92460	A-1 Electric Motor Service	\$112.30	
12/8/2017	348,614	PMCHK00006949	Cash	92461	AMWA	\$7,674.00	
12/8/2017	348,615	PMCHK00006949	Cash	92462	A & S Electric Supply, Inc.	\$36.52	
12/8/2017	348,616	PMCHK00006949	Cash	92463	Badger Meter, Inc	\$11,941.92	
12/8/2017	348,617	PMCHK00006949	Cash	92464	Best Western Plus Hotel	\$1,202.00	
12/8/2017	348,618	PMCHK00006949	Cash	92465	Blue Chip Express & Courier Service	\$190.00	
12/8/2017	348,619	PMCHK00006949	Cash	92466	Boone-Kenton Lumber Supply Co.	\$78.14	
12/8/2017	348,620	PMCHK00006949	Cash	92467	Bray Trucking Inc.	\$7,341.08	
12/8/2017	348,621	PMCHK00006949	Cash	92468	CBT Company	\$580.95	
12/8/2017	348,622	PMCHK00006949	Cash	92469	CDW Government Inc.	\$62.77	
12/8/2017	348,623	PMCHK00006949	Cash	92470	Cincinnati Bell	\$1,691.17	
12/8/2017	348,624	PMCHK00006949	Cash	92471	Crescent Springs Hardware	\$280.11	
12/8/2017	348,625	PMCHK00006949	Cash	92472	CyberScout, LLC	\$8,000.00	
12/8/2017	348,626	PMCHK00006949	Cash	92473	Dinsmore & Shohl LLP	\$11,084.36	
12/8/2017	348,627	PMCHK00006949	Cash	92474	Dove Data Products, Inc.	\$180.00	
12/8/2017	348,628	PMCHK00006949	Cash	92475	Duke Energy	\$10,756.07	
12/8/2017	348,629	PMCHK00006949	Cash	92476	Ehrhardt, Janet	\$48.35	
12/8/2017	348,630	PMCHK00006949	Cash	92477	Eppendorf North America, Inc.	\$730.51	
12/8/2017	348,631	PMCHK00006949	Cash	92478	Fairway Crossing Condos	\$185.00	
12/8/2017	348,632	PMCHK00006949	Cash	92479	Fastech Alarms &	\$1,983.68	
12/8/2017	348,633	PMCHK00006949	Cash	92480	Fisher Scientific	\$771.18	
12/8/2017	348,634	PMCHK00006949	Cash	92481	Florence Winwater Works	\$6,215.80	
12/8/2017	348,635	PMCHK00006949	Cash	92482	Fortiline, Inc.	\$1,712.80	
12/8/2017	348,636	PMCHK00006949	Cash	92483	Grainger	\$634.01	
12/8/2017	348,637	PMCHK00006949	Cash	92484	Graybar Electric Co Inc	\$142.27	
12/8/2017	348,638	PMCHK00006949	Cash	92485	Greater Comfort Heating & Air	\$1,189.83	
12/8/2017	348,639	PMCHK00006949	Cash	92486	Horizon Brothers Painting	\$305,889.38	
12/8/2017	348,640	PMCHK00006949	Cash	92487	Ideal Supplies Inc	\$3,487.50	
12/8/2017	348,641	PMCHK00006949	Cash	92488	Johnson Electric Supply Co., The	\$7.29	
12/8/2017	348,642	PMCHK00006949	Cash	92489	Keaton Real Estate Services, LLC	\$500.00	
12/8/2017	348,643	PMCHK00006949	Cash	92490	Kemper Inc Richard G	\$23.16	
12/8/2017	348,644	PMCHK00006949	Cash	92491	Kemira Water Solutions, Inc.	\$5,116.48	
12/8/2017	348,645	PMCHK00006949	Cash	92492	Kentucky State Treasurer	\$100.00	
12/8/2017	348,646	PMCHK00006949	Cash	92493	Klingenberg's - Covington	\$41.59	
12/8/2017	348,647	PMCHK00006949	Cash	92494	Kramer, Tim	\$2,950.00	
12/8/2017	348,648	PMCHK00006949	Cash	92495	Kubiak, Kevin	\$100.00	
12/8/2017	348,649	PMCHK00006949	Cash	92496	Literature Fulfillment Services	\$11,481.85	
12/8/2017	348,650	PMCHK00006949	Cash	92497	Lowe's	\$2,070.97	
12/8/2017	348,651	PMCHK00006949	Cash	92498	Lykins Oil Company	\$8,455.61	
12/8/2017	348,652	PMCHK00006949	Cash	92499	Marimon, James	\$58.27	
12/8/2017	348,653	PMCHK00006949	Cash	92500	Marmo, Maria	\$250.00	
12/8/2017	348,654	PMCHK00006949	Cash	92501	Matteoli, Sean	\$60.96	



12/8/2017	348,655	PMCHK00006949	Cash	92502	Miller, Jason	\$52.00			
12/8/2017	348,656	PMCHK00006949	Cash	92503	Mobilcomm Inc.	\$1,678.00			
12/8/2017	348,657	PMCHK00006949	Cash	92504	No Ky Chamber of Commerce	\$1,612.00			
12/8/2017	348,658	PMCHK00006949	Cash	92505	Orr Safety Corporation	\$198.92			
12/8/2017	348,659	PMCHK00006949	Cash	92506	Owen Electric Cooperative Inc	\$123.26			
12/8/2017	348,660	PMCHK00006949	Cash	92507	Pacific Interpreters	\$40.60			
12/8/2017	348,661	PMCHK00006949	Cash	92508	Patron Graphics	\$236.08			
System:	HISTORICAL DETAILED T 10/5/2018		10:45:50 AM	Page:	42	User Date:	10/5/2018	User ID:	skampsen
N Ky Water District									
12/8/2017	348,662	PMCHK00006949	Cash	92509	Peoples Trophies & Signs	\$15.00			
12/8/2017	348,663	PMCHK00006949	Cash	92510	Polydyne, Inc.	\$3,344.00			
12/8/2017	348,664	PMCHK00006949	Cash	92511	Pridestaff Financial	\$816.00			
12/8/2017	348,665	PMCHK00006949	Cash	92512	Richie Trucking	\$1,625.00			
12/8/2017	348,666	PMCHK00006949	Cash	92513	R & M Welding Products Inc	\$284.35			
12/8/2017	348,667	PMCHK00006949	Cash	92514	RUMPKE	\$120.00			
12/8/2017	348,668	PMCHK00006949	Cash	92515	Sakaki, Duke	\$9.17			
12/8/2017	348,669	PMCHK00006949	Cash	92516	Sanitation District No. 1	\$4,870.91			
12/8/2017	348,670	PMCHK00006949	Cash	92517	Sanitation District No. 1	\$157.75			
12/8/2017	348,671	PMCHK00006949	Cash	92518	Schawe, Eddie	\$50.00			
12/8/2017	348,672	PMCHK00006949	Cash	92519	Schaner's Wastewater Products Inc	\$2,460.10			
12/8/2017	348,673	PMCHK00006949	Cash	92520	Silco Fire Protection Co	\$4,905.00			
12/8/2017	348,674	PMCHK00006949	Cash	92521	Smith, Melanie	\$250.00			
12/8/2017	348,675	PMCHK00006949	Cash	92522	Southeastern Equipment Co Inc	\$2,118.35			
12/8/2017	348,676	PMCHK00006949	Cash	92523	Southern States	\$742.00			
12/8/2017	348,677	PMCHK00006949	Cash	92524	Staples Advantage	\$628.82			
12/8/2017	348,678	PMCHK00006949	Cash	92525	Supply Post Business Products	\$97.68			
12/8/2017	348,679	PMCHK00006949	Cash	92526	ThyssenKrupp Elevator	\$255.09			
12/8/2017	348,680	PMCHK00006949	Cash	92527	Time Warner Cable	\$248.18			
12/8/2017	348,681	PMCHK00006949	Cash	92528	Trane U.S., Inc.	\$1,317.00			
12/8/2017	348,682	PMCHK00006949	Cash	92529	United Healthcare Insurance	\$5.69			
12/8/2017	348,683	PMCHK00006949	Cash	92530	USALCO	\$5,959.00			
12/8/2017	348,684	PMCHK00006949	Cash	92531	Verizon Wireless	\$7,706.99			
12/8/2017	348,685	PMCHK00006949	Cash	92532	Vivial	\$630.80			
12/8/2017	348,686	PMCHK00006949	Cash	92533	Water ISAC	\$1,999.00			
12/8/2017	348,687	PMCHK00006949	Cash	92534	Wex Bank	\$15,176.61			
12/8/2017	348,688	PMCHK00006949	Cash	92535	Wildman Corporate Apparel	\$108.06			
12/8/2017	349,114	CMTRX00008245	Bank Transaction Entry	RCT000038176		\$18,740.17			
12/8/2017	349,115	CMTRX00008245	Bank Transaction Entry	RCT000038177		\$25,083.46			
12/8/2017	349,116	CMTRX00008245	Bank Transaction Entry	RCT000038178		\$426.96			
12/8/2017	349,117	CMTRX00008245	Bank Transaction Entry	RCT000038179		\$12,420.76			
12/8/2017	349,118	CMTRX00008245	Bank Transaction Entry	RCT000038180		\$785.44			
12/8/2017	349,119	CMTRX00008245	Bank Transaction Entry	RCT000038181		\$56,572.13			
12/8/2017	349,120	CMTRX00008245	Bank Transaction Entry	RCT000038182		\$6,166.34			
12/11/2017	348,315	PMCHK00006945	Cash	92457	U S Dept of Agriculture	\$6,790.00			
12/11/2017	349,121	CMTRX00008246	Bank Transaction Entry	RCT000038183		\$37,848.47			
12/11/2017	349,122	CMTRX00008246	Bank Transaction Entry	RCT000038184		\$39,142.42			
12/11/2017	349,123	CMTRX00008246	Bank Transaction Entry	RCT000038185		\$953.56			
12/11/2017	349,124	CMTRX00008246	Bank Transaction Entry	RCT000038186		\$19,175.31			
12/11/2017	349,125	CMTRX00008246	Bank Transaction Entry	RCT000038187		\$3,888.86			
12/11/2017	349,126	CMTRX00008246	Bank Transaction Entry	RCT000038188		\$2,312.46			
12/11/2017	349,127	CMTRX00008246	Bank Transaction Entry	RCT000038189		\$96,840.30			
12/11/2017	349,128	CMTRX00008246	Bank Transaction Entry	RCT000038190		\$23.43			
12/11/2017	349,129	CMTRX00008246	Bank Transaction Entry	RCT000038191		\$3,529.70			
12/11/2017	349,854	CMTRX00008264	Bank Transaction Entry	DAJ000038308		\$0.25			
12/11/2017	349,873	CMTRX00008264	Bank Transaction Entry	IAJ000038327		\$17,391.42			
12/12/2017	348,702	PMCHK00006950	Cash	92536	Kentucky State Treasurer	\$5,631.20			
12/12/2017	348,704	PMCHK00006951	Cash	92537	Riley, Clint	\$61.00			
12/12/2017	349,131	CMTRX00008247	Bank Transaction Entry	RCT000038192		\$15,355.04			
12/12/2017	349,132	CMTRX00008247	Bank Transaction Entry	RCT000038193		\$14,019.37			
12/12/2017	349,133	CMTRX00008247	Bank Transaction Entry	RCT000038194		\$771.91			
12/12/2017	349,134	CMTRX00008247	Bank Transaction Entry	RCT000038195		\$11,307.84			
12/12/2017	349,135	CMTRX00008247	Bank Transaction Entry	RCT000038196		\$3,695.54			
12/12/2017	349,136	CMTRX00008247	Bank Transaction Entry	RCT000038197		\$199,571.45			
12/12/2017	349,137	CMTRX00008247	Bank Transaction Entry	RCT000038198		\$23,812.86			

12/12/2017	349,138	CMTRX00008247	Bank Transaction Entry	RCT000038199		\$18,700.77	
12/13/2017	348,706	PMCHK00006952	Cash	92538	Loschiavo, Matt		\$60.00
12/13/2017	348,707	PMVPY00001040	Cash	91003	Hissong, Michael	\$66.79	
12/13/2017	348,710	CMXFR00000388	Bank Transfer Entry	XFR000038135	Transfer To: DENTAL BENEFITS		\$20,000.00
12/13/2017	348,712	PMCHK00006953	Cash	92539	Fifth Third Bank-Visa		\$4,466.70
12/13/2017	349,139	CMTRX00008248	Bank Transaction Entry	RCT000038200		\$44,441.08	
12/13/2017	349,140	CMTRX00008248	Bank Transaction Entry	RCT000038201		\$30,557.22	
12/13/2017	349,141	CMTRX00008248	Bank Transaction Entry	RCT000038202		\$2,759.49	
12/13/2017	349,142	CMTRX00008248	Bank Transaction Entry	RCT000038203		\$19,003.87	
12/13/2017	349,143	CMTRX00008248	Bank Transaction Entry	RCT000038204		\$4,538.17	
12/13/2017	349,144	CMTRX00008248	Bank Transaction Entry	RCT000038205		\$97,611.55	
12/13/2017	349,145	CMTRX00008248	Bank Transaction Entry	RCT000038206		\$12,571.90	
12/13/2017	349,146	CMTRX00008248	Bank Transaction Entry	RCT000038207		\$8,425.89	
12/13/2017	349,874	CMTRX00008264	Bank Transaction Entry	IAJ000038328		\$152.00	
12/14/2017	349,407	CMTRX00008250	Bank Transaction Entry	RCT000038209		\$41,508.67	
12/14/2017	349,408	CMTRX00008250	Bank Transaction Entry	RCT000038210		\$21,220.16	
12/14/2017	349,409	CMTRX00008250	Bank Transaction Entry	RCT000038211		\$2,727.45	
12/14/2017	349,410	CMTRX00008250	Bank Transaction Entry	RCT000038212		\$12,489.70	
12/14/2017	349,411	CMTRX00008250	Bank Transaction Entry	RCT000038213		\$3,021.82	
System:	HISTORICAL DETAILED T 10/5/2018		10:45:50 AM	Page:	43	User Date:	10/5/2018
						User ID:	skampsen
N Ky Water District							
12/14/2017	349,412	CMTRX00008250	Bank Transaction Entry	RCT000038214		\$44,202.75	
12/14/2017	349,413	CMTRX00008250	Bank Transaction Entry	RCT000038215		\$6,157.54	
12/14/2017	349,864	CMTRX00008264	Bank Transaction Entry	DAJ000038318			\$439.72
12/15/2017	348,962	PMCHK00006956	Cash	92540	A-1 Electric Motor Service		\$591.32
12/15/2017	348,963	PMCHK00006956	Cash	92541	ACE Exterminating Co. / Dawn		\$2,229.64
12/15/2017	348,964	PMCHK00006956	Cash	92542	Ace-Tex Enterprises, Inc.		\$391.15
12/15/2017	348,965	PMCHK00006956	Cash	92543	Advanced Glazing Contractors LLC		\$6,551.00
12/15/2017	348,966	PMCHK00006956	Cash	92544	Alford, Virgil		\$84.87
12/15/2017	348,967	PMCHK00006956	Cash	92545	Allegree, Katherine		\$106.01
12/15/2017	348,968	PMCHK00006956	Cash	92546	Armstrong, Lori		\$66.67
12/15/2017	348,969	PMCHK00006956	Cash	92547	Arts Rental Equipment & Supply		\$1,779.72
12/15/2017	348,970	PMCHK00006956	Cash	92548	Auchter, James		\$117.28
12/15/2017	348,971	PMCHK00006956	Cash	92549	Best Way Disposal		\$710.03
12/15/2017	348,972	PMCHK00006956	Cash	92550	Bluegrass Electrical Consultants, Inc.		\$1,245.56
12/15/2017	348,973	PMCHK00006956	Cash	92551	Bray Truck & Parts		\$4,009.66
12/15/2017	348,974	PMCHK00006956	Cash	92552	Bryant, Chris		\$494.88
12/15/2017	348,975	PMCHK00006956	Cash	92553	Bunch, Edgar		\$126.65
12/15/2017	348,976	PMCHK00006956	Cash	92554	Byrd, Brian		\$86.72
12/15/2017	348,977	PMCHK00006956	Cash	92555	Calgon Carbon UV Tech, LLC		\$6,906.47
12/15/2017	348,978	PMCHK00006956	Cash	92556	CE Power Solutions, LLC		\$4,740.00
12/15/2017	348,979	PMCHK00006956	Cash	92557	Childs, Mark		\$2,340.00
12/15/2017	348,980	PMCHK00006956	Cash	92558	Cincinnati Bell		\$14,275.23
12/15/2017	348,981	PMCHK00006956	Cash	92559	Cincinnati Bell		\$648.98
12/15/2017	348,982	PMCHK00006956	Cash	92560	Clay Smokey		\$325.64
12/15/2017	348,983	PMCHK00006956	Cash	92561	Core & Main		\$15,919.50
12/15/2017	348,984	PMCHK00006956	Cash	92562	Cox, June		\$97.68
12/15/2017	348,985	PMCHK00006956	Cash	92563	Crescent Springs Hardware		\$51.63
12/15/2017	348,986	PMCHK00006956	Cash	92564	Davis, Joellen		\$53.11
12/15/2017	348,987	PMCHK00006956	Cash	92565	Deatherage, Michelle		\$34.93
12/15/2017	348,988	PMCHK00006956	Cash	92566	DeBra-Kuempel		\$3,776.00
12/15/2017	348,989	PMCHK00006956	Cash	92567	Delaney & Associates Inc		\$5,114.00
12/15/2017	348,990	PMCHK00006956	Cash	92568	Document Destruction		\$395.00
12/15/2017	348,991	PMCHK00006956	Cash	92569	Dons Garage Inc		\$418.19
12/15/2017	348,992	PMCHK00006956	Cash	92570	Drushal, Micah		\$83.16
12/15/2017	348,993	PMCHK00006956	Cash	92571	Dugan, Emily		\$70.49
12/15/2017	348,994	PMCHK00006956	Cash	92572	Duke Energy		\$119,768.68
12/15/2017	348,995	PMCHK00006956	Cash	92573	Electric Motor Technologies LLC		\$14,035.00
12/15/2017	348,996	PMCHK00006956	Cash	92574	EST Analytical		\$219.69
12/15/2017	348,997	PMCHK00006956	Cash	92575	Evans, Deborah		\$32.91
12/15/2017	348,998	PMCHK00006956	Cash	92576	Fastenal Company		\$588.50
12/15/2017	348,999	PMCHK00006956	Cash	92577	Fein, Mark		\$4.36
12/15/2017	349,000	PMCHK00006956	Cash	92578	Fenner, Patrick		\$62.43
12/15/2017	349,001	PMCHK00006956	Cash	92579	Fogle, Paul		\$101.60

12/15/2017	349,002	PMCHK00006956	Cash	92580	Fortiline, Inc.	\$4,524.75	
12/15/2017	349,003	PMCHK00006956	Cash	92581	Ford, Kenny	\$437.10	
12/15/2017	349,004	PMCHK00006956	Cash	92582	Gamble, Cody	\$30.93	
12/15/2017	349,005	PMCHK00006956	Cash	92583	Glutz, Shawn	\$103.24	
12/15/2017	349,006	PMCHK00006956	Cash	92584	Goldstein, Connie	\$71.40	
12/15/2017	349,007	PMCHK00006956	Cash	92585	Grainger	\$72.28	
12/15/2017	349,008	PMCHK00006956	Cash	92586	Greater Comfort Heating & Air	\$1,395.28	
12/15/2017	349,009	PMCHK00006956	Cash	92587	Griffin Contracting & Restoration	\$89.33	
12/15/2017	349,010	PMCHK00006956	Cash	92588	Hach Company	\$120.30	
12/15/2017	349,011	PMCHK00006956	Cash	92589	Hall's Paving & Sealing, Inc.	\$11,622.25	
12/15/2017	349,012	PMCHK00006956	Cash	92590	Hassloch, Beth	\$14.44	
12/15/2017	349,013	PMCHK00006956	Cash	92591	Hissong, Michael	\$66.79	
12/15/2017	349,014	PMCHK00006956	Cash	92592	Hodges, Nathan	\$2,628.00	
12/15/2017	349,015	PMCHK00006956	Cash	92593	Ideal Supplies Inc	\$7,954.75	
12/15/2017	349,016	PMCHK00006956	Cash	92594	IDEXX Distribution, Inc.	\$4,802.04	
12/15/2017	349,017	PMCHK00006956	Cash	92595	Kemper Inc Richard G	\$111.97	
12/15/2017	349,018	PMCHK00006956	Cash	92596	KEMI	\$4,814.96	
12/15/2017	349,019	PMCHK00006956	Cash	92597	KOI Enterprises, Inc	\$360.44	
12/15/2017	349,020	PMCHK00006956	Cash	92598	Kentucky State Treasurer	\$100.00	
12/15/2017	349,021	PMCHK00006956	Cash	92599	Kentucky State Treasurer	\$500.00	
12/15/2017	349,022	PMCHK00006956	Cash	92600	Knowlton, Ford	\$52.19	
12/15/2017	349,023	PMCHK00006956	Cash	92601	Lowe's	\$678.04	
12/15/2017	349,024	PMCHK00006956	Cash	92602	Lykins Oil Company	\$3,213.66	
12/15/2017	349,025	PMCHK00006956	Cash	92603	Maddin, Tanya	\$38.50	
12/15/2017	349,026	PMCHK00006956	Cash	92604	Mailender Inc.	\$353.57	
12/15/2017	349,027	PMCHK00006956	Cash	92605	Matheson Tri-Gas, Inc.	\$208.73	
12/15/2017	349,028	PMCHK00006956	Cash	92606	Mays, Joshua	\$33.82	
12/15/2017	349,029	PMCHK00006956	Cash	92607	Microsoft	\$183.12	
12/15/2017	349,030	PMCHK00006956	Cash	92608	Miele Inc.	\$524.48	
12/15/2017	349,031	PMCHK00006956	Cash	92609	Miller, Erik	\$33.82	
12/15/2017	349,032	PMCHK00006956	Cash	92610	Miller, Rick	\$78.27	
System:	HISTORICAL DETAILED T 10/5/2018		10:45:50 AM	Page:	44	User Date: 10/5/2018	User ID: skampsen
N Ky Water District							
12/15/2017	349,033	PMCHK00006956	Cash	92611	Montgomery, Shelby	\$130.04	
12/15/2017	349,034	PMCHK00006956	Cash	92612	Moore, Melvin	\$126.98	
12/15/2017	349,035	PMCHK00006956	Cash	92613	NetGain Technologies	\$650.00	
12/15/2017	349,036	PMCHK00006956	Cash	92614	Noonchester, Judith	\$29.88	
12/15/2017	349,037	PMCHK00006956	Cash	92615	OFFICETEAM, Specialized Admin. Staffing	\$799.20	
12/15/2017	349,038	PMCHK00006956	Cash	92616	Owen Electric Cooperative Inc	\$13,237.70	
12/15/2017	349,039	PMCHK00006956	Cash	92617	Pardo, Miguel	\$61.48	
12/15/2017	349,040	PMCHK00006956	Cash	92618	Passport Health	\$388.00	
12/15/2017	349,041	PMCHK00006956	Cash	92619	Paul, Jennifer	\$99.96	
12/15/2017	349,042	PMCHK00006956	Cash	92620	Pirtek Reading Road	\$2,375.53	
12/15/2017	349,043	PMCHK00006956	Cash	92621	Randy's Rugged Wear	\$1,179.99	
12/15/2017	349,044	PMCHK00006956	Cash	92622	R & M Welding Products Inc	\$63.97	
12/15/2017	349,045	PMCHK00006956	Cash	92623	RNK Environmental Inc	\$238.50	
12/15/2017	349,046	PMCHK00006956	Cash	92624	RUMPKE	\$83.37	
12/15/2017	349,047	PMCHK00006956	Cash	92625	Sanitation District No. 1	\$184.21	
12/15/2017	349,048	PMCHK00006956	Cash	92626	Sears, Joyce	\$64.01	
12/15/2017	349,049	PMCHK00006956	Cash	92627	Sharpshair, Melissa	\$40.04	
12/15/2017	349,050	PMCHK00006956	Cash	92628	Smith, Robert	\$24.88	
12/15/2017	349,051	PMCHK00006956	Cash	92629	Starnes, Christine	\$1.32	
12/15/2017	349,052	PMCHK00006956	Cash	92630	Sumerel Tire Co., Inc., Bob	\$899.97	
12/15/2017	349,053	PMCHK00006956	Cash	92631	Taylor, William	\$96.73	
12/15/2017	349,054	PMCHK00006956	Cash	92632	Teasdale Fenton	\$7,696.92	
12/15/2017	349,055	PMCHK00006956	Cash	92633	Travelers	\$2,000.00	
12/15/2017	349,056	PMCHK00006956	Cash	92634	Trenkamp, Holly	\$44.98	
12/15/2017	349,057	PMCHK00006956	Cash	92635	Univar USA Inc.	\$2,782.95	
12/15/2017	349,058	PMCHK00006956	Cash	92636	United Window Cleaning Co., Inc.	\$40.00	
12/15/2017	349,059	PMCHK00006956	Cash	92637	USA Bluebook	\$405.53	
12/15/2017	349,060	PMCHK00006956	Cash	92638	USALCO	\$5,699.40	
12/15/2017	349,061	PMCHK00006956	Cash	92639	US Plastic Corp	\$243.32	
12/15/2017	349,062	PMCHK00006956	Cash	92640	Vertical Systems Elevator	\$369.63	
12/15/2017	349,063	PMCHK00006956	Cash	92641	Verhoeven, Peiter	\$62.00	

12/15/2017	349,064	PMCHK00006956	Cash	92642	Viking Supply, Inc	\$1,794.65	
12/15/2017	349,065	PMCHK00006956	Cash	92643	Voelker, Steve	\$74.77	
12/15/2017	349,066	PMCHK00006956	Cash	92644	Vogelpohl Fire Equipment, Inc.	\$1,984.58	
12/15/2017	349,067	PMCHK00006956	Cash	92645	VonLehman & Company Inc.	\$1,000.00	
12/15/2017	349,068	PMCHK00006956	Cash	92646	Wagner Mary Carol	\$337.34	
12/15/2017	349,069	PMCHK00006956	Cash	92647	Wessel Lawncare & Landscaping	\$1,900.00	
12/15/2017	349,070	PMCHK00006956	Cash	92648	Winkler, John	\$11.31	
12/15/2017	349,414	CMTRX00008251	Bank Transaction Entry	RCT000038216		\$22,432.50	
12/15/2017	349,415	CMTRX00008251	Bank Transaction Entry	RCT000038217		\$17,133.05	
12/15/2017	349,416	CMTRX00008251	Bank Transaction Entry	RCT000038218		\$217.63	
12/15/2017	349,417	CMTRX00008251	Bank Transaction Entry	RCT000038219		\$9,529.94	
12/15/2017	349,418	CMTRX00008251	Bank Transaction Entry	RCT000038220		\$2,955.58	
12/15/2017	349,419	CMTRX00008251	Bank Transaction Entry	RCT000038221		\$4,360.24	
12/15/2017	349,867	CMTRX00008264	Bank Transaction Entry	DAJ000038321		\$139,755.53	
12/15/2017	349,875	CMTRX00008264	Bank Transaction Entry	DAJ000038329		\$238.96	
12/18/2017	349,071	CMTRX00008238	Bank Transaction Entry	DAJ000038136		\$60,767.24	
12/18/2017	349,420	CMTRX00008252	Bank Transaction Entry	RCT000038222		\$50,054.46	
12/18/2017	349,421	CMTRX00008252	Bank Transaction Entry	RCT000038223		\$35,826.45	
12/18/2017	349,422	CMTRX00008252	Bank Transaction Entry	RCT000038224		\$2,299.26	
12/18/2017	349,423	CMTRX00008252	Bank Transaction Entry	RCT000038225		\$15,064.05	
12/18/2017	349,424	CMTRX00008252	Bank Transaction Entry	RCT000038226		\$3,978.66	
12/18/2017	349,425	CMTRX00008252	Bank Transaction Entry	RCT000038227		\$191,531.93	
12/18/2017	349,426	CMTRX00008252	Bank Transaction Entry	RCT000038228		\$3,112.32	
12/18/2017	349,855	CMTRX00008264	Bank Transaction Entry	IAJ000038309		\$0.75	
12/19/2017	349,088	PMCHK00006957	Cash	92649	Kentucky State Treasurer	\$5,261.20	
12/19/2017	349,427	CMTRX00008253	Bank Transaction Entry	RCT000038229		\$16,751.81	
12/19/2017	349,428	CMTRX00008253	Bank Transaction Entry	RCT000038230		\$14,712.07	
12/19/2017	349,429	CMTRX00008253	Bank Transaction Entry	RCT000038231		\$457.99	
12/19/2017	349,430	CMTRX00008253	Bank Transaction Entry	RCT000038232		\$7,417.17	
12/19/2017	349,431	CMTRX00008253	Bank Transaction Entry	RCT000038233		\$4,933.56	
12/19/2017	349,432	CMTRX00008253	Bank Transaction Entry	RCT000038234		\$80,286.07	
12/19/2017	349,433	CMTRX00008253	Bank Transaction Entry	RCT000038235		\$14,588.59	
12/19/2017	349,434	CMTRX00008253	Bank Transaction Entry	RCT000038236		\$25,573.47	
12/19/2017	349,856	CMTRX00008264	Bank Transaction Entry	IAJ000038310		\$3,977.48	
12/19/2017	349,857	CMTRX00008264	Bank Transaction Entry	IAJ000038311		\$0.83	
12/19/2017	349,858	CMTRX00008264	Bank Transaction Entry	IAJ000038312		\$1.00	
12/19/2017	349,870	CMTRX00008264	Bank Transaction Entry	DAJ000038324		\$18,147.33	
12/19/2017	349,876	CMTRX00008265	Bank Transaction Entry	DAJ000038330		\$3,977.48	
12/20/2017	349,435	CMTRX00008254	Bank Transaction Entry	RCT000038237		\$34,211.67	
12/20/2017	349,436	CMTRX00008254	Bank Transaction Entry	RCT000038238		\$32,730.28	
12/20/2017	349,437	CMTRX00008254	Bank Transaction Entry	RCT000038239		\$2,022.06	
12/20/2017	349,438	CMTRX00008254	Bank Transaction Entry	RCT000038240		\$18,776.07	
12/20/2017	349,439	CMTRX00008254	Bank Transaction Entry	RCT000038241		\$3,675.60	
System:	HISTORICAL DETAILED T 10/5/2018		10:45:50 AM	Page:	45	User Date: 10/5/2018	User ID: skampsen
N Ky Water District							
12/20/2017	349,440	CMTRX00008254	Bank Transaction Entry	RCT000038242		\$9,098.29	
12/20/2017	349,441	CMTRX00008254	Bank Transaction Entry	RCT000038243		\$269,823.97	
12/20/2017	349,442	CMTRX00008254	Bank Transaction Entry	RCT000038244		\$18,648.94	
12/20/2017	349,443	CMTRX00008254	Bank Transaction Entry	RCT000038245		\$13,114.98	
12/21/2017	349,337	PMCHK00006960	Cash	92650	Arts Rental Equipment & Supply	\$423.25	
12/21/2017	349,338	PMCHK00006960	Cash	92651	AWWA	\$9,559.00	
12/21/2017	349,339	PMCHK00006960	Cash	92652	Berling Engineering, PLLC., James W	\$425.00	
12/21/2017	349,340	PMCHK00006960	Cash	92653	Bonded Lock Service LLC	\$532.00	
12/21/2017	349,341	PMCHK00006960	Cash	92654	CBT Company	\$11,535.51	
12/21/2017	349,342	PMCHK00006960	Cash	92655	Cincinnati Bell	\$3,199.32	
12/21/2017	349,343	PMCHK00006960	Cash	92656	Cintas #315	\$3,096.63	
12/21/2017	349,344	PMCHK00006960	Cash	92657	Core & Main	\$311.75	
12/21/2017	349,345	PMCHK00006960	Cash	92658	Crawford Insurance	\$1,298.00	
12/21/2017	349,346	PMCHK00006960	Cash	92659	Desert Diamond Industries, LLC	\$3,675.00	
12/21/2017	349,347	PMCHK00006960	Cash	92660	Dixon Engineering, Inc.	\$5,500.00	
12/21/2017	349,348	PMCHK00006960	Cash	92661	Duke Energy	\$7,245.73	
12/21/2017	349,349	PMCHK00006960	Cash	92662	Environmental Laboratories, Inc.	\$42.00	
12/21/2017	349,350	PMCHK00006960	Cash	92663	Eppendorf North America, Inc.	\$481.14	
12/21/2017	349,351	PMCHK00006960	Cash	92664	Fastenal Company	\$296.60	

12/21/2017	349,352	PMCHK00006960	Cash	92665	Federal Express	\$41.81
12/21/2017	349,353	PMCHK00006960	Cash	92666	Fisher Scientific	\$708.37
12/21/2017	349,354	PMCHK00006960	Cash	92667	Flashlight Outlet	\$2,574.01
12/21/2017	349,355	PMCHK00006960	Cash	92668	Florence Winwater Works	\$884.80
12/21/2017	349,356	PMCHK00006960	Cash	92669	Fortiline, Inc.	\$300.00
12/21/2017	349,357	PMCHK00006960	Cash	92670	Gleason Electric Inc	\$673.01
12/21/2017	349,358	PMCHK00006960	Cash	92671	Grainger	\$203.92
12/21/2017	349,359	PMCHK00006960	Cash	92672	Greater Comfort Heating & Air	\$1,229.62
12/21/2017	349,360	PMCHK00006960	Cash	92673	GRW Engineers, Inc	\$1,400.00
12/21/2017	349,361	PMCHK00006960	Cash	92674	Hach Company	\$1,109.14
12/21/2017	349,362	PMCHK00006960	Cash	92675	Hall's Paving & Sealing, Inc.	\$2,217.60
12/21/2017	349,363	PMCHK00006960	Cash	92676	Hughes, PSC., John N.	\$7,175.00
12/21/2017	349,364	PMCHK00006960	Cash	92677	Human Resource Profile Inc	\$100.00
12/21/2017	349,365	PMCHK00006960	Cash	92678	Ideal Supplies Inc	\$120.00
12/21/2017	349,366	PMCHK00006960	Cash	92679	Industrial Wire Rope Supply Co Inc	\$72.68
12/21/2017	349,367	PMCHK00006960	Cash	92680	Kampsen, Stacey	\$23.01
12/21/2017	349,368	PMCHK00006960	Cash	92681	Kemira Water Solutions, Inc.	\$4,976.88
12/21/2017	349,369	PMCHK00006960	Cash	92682	KOI Enterprises, Inc	\$258.04
12/21/2017	349,370	PMCHK00006960	Cash	92683	Len Riegler Blacktop, Inc.	\$38,375.50
12/21/2017	349,371	PMCHK00006960	Cash	92684	Lincoln National Life Insurance Co.	\$5,501.66
12/21/2017	349,372	PMCHK00006960	Cash	92685	Lowe's	\$801.81
12/21/2017	349,373	PMCHK00006960	Cash	92686	Lykins Oil Company	\$1,318.14
12/21/2017	349,374	PMCHK00006960	Cash	92687	Mailender Inc.	\$294.74
12/21/2017	349,375	PMCHK00006960	Cash	92688	Matheson Tri-Gas, Inc.	\$1,982.40
12/21/2017	349,376	PMCHK00006960	Cash	92689	Mayhaus, Colleen	\$126.27
12/21/2017	349,377	PMCHK00006960	Cash	92690	Midwest Bottle Gas Dist. Inc	\$310.74
12/21/2017	349,378	PMCHK00006960	Cash	92691	Miele Inc.	\$706.00
12/21/2017	349,379	PMCHK00006960	Cash	92692	Moor, Johnathan	\$1,997.30
12/21/2017	349,380	PMCHK00006960	Cash	92693	National Water Services, LLC	\$2,525.00
12/21/2017	349,381	PMCHK00006960	Cash	92694	Orr Safety Corporation	\$569.05
12/21/2017	349,382	PMCHK00006960	Cash	92695	Owen Electric Cooperative Inc	\$334.38
12/21/2017	349,383	PMCHK00006960	Cash	92696	Pollard Water	\$477.81
12/21/2017	349,384	PMCHK00006960	Cash	92697	Pridestaff Financial	\$2,720.00
12/21/2017	349,385	PMCHK00006960	Cash	92698	Rechtin, Lindsey	\$218.07
12/21/2017	349,386	PMCHK00006960	Cash	92699	R & M Welding Products Inc	\$971.17
12/21/2017	349,387	PMCHK00006960	Cash	92700	Rye Engineering PLC	\$32,175.00
12/21/2017	349,388	PMCHK00006960	Cash	92701	Sanitation District No. 1	\$195.04
12/21/2017	349,389	PMCHK00006960	Cash	92702	Jeff Schuchter	\$137.50
12/21/2017	349,390	PMCHK00006960	Cash	92703	Sigma-Aldrich Inc	\$75.01
12/21/2017	349,391	PMCHK00006960	Cash	92704	Staples Advantage	\$208.28
12/21/2017	349,392	PMCHK00006960	Cash	92705	Stoll Keenon Ogden PLLC	\$393.04
12/21/2017	349,393	PMCHK00006960	Cash	92706	Sumerel Tire Co., Inc., Bob	\$638.43
12/21/2017	349,394	PMCHK00006960	Cash	92707	Thermo Electron NA LLC	\$1,028.88
12/21/2017	349,395	PMCHK00006960	Cash	92708	Thomson Reuters	\$144.00
12/21/2017	349,396	PMCHK00006960	Cash	92709	Time Warner Cable	\$110.00
12/21/2017	349,397	PMCHK00006960	Cash	92710	TrinSoft, LLC	\$85.00
12/21/2017	349,398	PMCHK00006960	Cash	92711	Univar USA Inc.	\$2,781.10
12/21/2017	349,399	PMCHK00006960	Cash	92712	United Healthcare Insurance	\$264,338.46
12/21/2017	349,400	PMCHK00006960	Cash	92713	USA Bluebook	\$819.48
12/21/2017	349,401	PMCHK00006960	Cash	92714	USALCO	\$5,725.36
12/21/2017	349,402	PMCHK00006960	Cash	92715	US Bank Equipment Finance	\$1,169.26
12/21/2017	349,403	PMCHK00006960	Cash	92716	Viking Supply, Inc	\$4,966.30
12/21/2017	349,404	PMCHK00006960	Cash	92717	Wessel Lawncare & Landscaping	\$700.00
12/21/2017	349,405	PMCHK00006960	Cash	92718	Wesco Receivables Corp	\$521.11
12/21/2017	349,406	CMTRX00008249	Bank Transaction Entry	DAJ000038208		\$56,946.84
System: HISTORICAL DETAILED T 10/5/2018			10:45:50 AM	Page: 46	User Date: 10/5/2018	User ID: skampsen
N Ky Water District						
12/21/2017	349,444	CMTRX00008255	Bank Transaction Entry	RCT000038246		\$32,026.88
12/21/2017	349,445	CMTRX00008255	Bank Transaction Entry	RCT000038247		\$37,145.23
12/21/2017	349,446	CMTRX00008255	Bank Transaction Entry	RCT000038248		\$2,172.19
12/21/2017	349,447	CMTRX00008255	Bank Transaction Entry	RCT000038249		\$18,163.89
12/21/2017	349,448	CMTRX00008255	Bank Transaction Entry	RCT000038250		\$2,883.88
12/21/2017	349,449	CMTRX00008255	Bank Transaction Entry	RCT000038251		\$62,340.86
12/21/2017	349,450	CMTRX00008255	Bank Transaction Entry	RCT000038252		\$19,964.38

12/21/2017	349,586	PMVPY00001041	Cash	92692	Moor, Johnathan	\$1,997.30	
12/21/2017	349,861	CMTRX00008264	Bank Transaction Entry	DAJ000038315			\$1,850.81
12/21/2017	349,865	CMTRX00008264	Bank Transaction Entry	DAJ000038319			\$439.72
12/21/2017	350,091	PMVPY00001047	Cash	92662	Environmental Laboratories, Inc.	\$42.00	
12/22/2017	349,552	CMTRX00008256	Bank Transaction Entry	RCT000038253		\$23,081.59	
12/22/2017	349,553	CMTRX00008256	Bank Transaction Entry	RCT000038254		\$16,947.35	
12/22/2017	349,554	CMTRX00008256	Bank Transaction Entry	RCT000038255		\$846.03	
12/22/2017	349,555	CMTRX00008256	Bank Transaction Entry	RCT000038256		\$6,338.51	
12/22/2017	349,556	CMTRX00008256	Bank Transaction Entry	RCT000038257		\$3,500.13	
12/22/2017	349,557	CMTRX00008256	Bank Transaction Entry	RCT000038258		\$72,353.01	
12/22/2017	349,558	CMTRX00008256	Bank Transaction Entry	RCT000038259		\$3,393.75	
12/22/2017	349,868	CMTRX00008264	Bank Transaction Entry	DAJ000038322			\$140,576.02
12/27/2017	349,452	PMCHK00006961	Cash	92719	Travelers		\$121,608.00
12/27/2017	349,455	PMCHK00006962	Cash	92720	Kentucky State Treasurer		\$5,370.81
12/27/2017	349,577	CMTRX00008259	Bank Transaction Entry	RCT000038276		\$50,198.22	
12/27/2017	349,578	CMTRX00008259	Bank Transaction Entry	RCT000038277		\$32,349.32	
12/27/2017	349,579	CMTRX00008259	Bank Transaction Entry	RCT000038278		\$1,365.91	
12/27/2017	349,580	CMTRX00008259	Bank Transaction Entry	RCT000038279		\$14,828.10	
12/27/2017	349,581	CMTRX00008259	Bank Transaction Entry	RCT000038280		\$1,472.40	
12/27/2017	349,582	CMTRX00008259	Bank Transaction Entry	RCT000038281		\$3,344.96	
12/27/2017	349,583	CMTRX00008259	Bank Transaction Entry	RCT000038282		\$30,075.73	
12/27/2017	349,584	CMTRX00008259	Bank Transaction Entry	RCT000038283		\$3,740.46	
12/28/2017	349,559	CMTRX00008257	Bank Transaction Entry	RCT000038260		\$18,928.94	
12/28/2017	349,560	CMTRX00008257	Bank Transaction Entry	RCT000038261		\$10,702.69	
12/28/2017	349,561	CMTRX00008257	Bank Transaction Entry	RCT000038262		\$1,738.83	
12/28/2017	349,562	CMTRX00008257	Bank Transaction Entry	RCT000038263		\$10,307.50	
12/28/2017	349,563	CMTRX00008257	Bank Transaction Entry	RCT000038264		\$4,461.65	
12/28/2017	349,564	CMTRX00008257	Bank Transaction Entry	RCT000038265		\$728,437.64	
12/28/2017	349,565	CMTRX00008257	Bank Transaction Entry	RCT000038266		\$2,198.65	
12/28/2017	349,566	CMTRX00008257	Bank Transaction Entry	RCT000038267		\$6,283.13	
12/29/2017	349,567	CMTRX00008258	Bank Transaction Entry	RCT000038268		\$28,772.15	
12/29/2017	349,568	CMTRX00008258	Bank Transaction Entry	RCT000038269		\$15,256.24	
12/29/2017	349,569	CMTRX00008258	Bank Transaction Entry	RCT000038270		\$1,210.60	
12/29/2017	349,570	CMTRX00008258	Bank Transaction Entry	RCT000038271		\$11,977.80	
12/29/2017	349,571	CMTRX00008258	Bank Transaction Entry	RCT000038272		\$720.24	
12/29/2017	349,572	CMTRX00008258	Bank Transaction Entry	RCT000038273		\$203,201.48	
12/29/2017	349,573	CMTRX00008258	Bank Transaction Entry	RCT000038274		\$6,253.03	
12/29/2017	349,574	CMTRX00008258	Bank Transaction Entry	RCT000038275		\$35,344.17	
12/29/2017	349,588	CMXFR00000389	Bank Transfer Entry	XFR000038284	Transfer To: 5/3RD P&I		\$1,750,000.00
12/29/2017	349,859	CMTRX00008264	Bank Transaction Entry	IAJ000038313		\$144,063.75	
12/29/2017	349,860	CMTRX00008264	Bank Transaction Entry	IAJ000038314		\$24,911.29	
12/29/2017	349,862	CMTRX00008264	Bank Transaction Entry	DAJ000038316			\$1,777.78
12/29/2017	349,869	CMTRX00008264	Bank Transaction Entry	DAJ000038323			\$139,180.16
12/29/2017	349,871	CMTRX00008264	Bank Transaction Entry	DAJ000038325			\$1,495.26
12/30/2017	332,976	GLTRX00043225				\$0.52	
12/30/2017	332,977	GLTRX00043226					\$0.52

Totals:			Account:	131-0020-000	Net Change	Ending Balance		
Account:	131-0020-001		Cash - Heritage Bank O&M	131-0020-000	\$5,010,439.14	\$22,114,312.52	\$32,637,934.60	\$27,627,495.46
Trx Date	Jrnl No.	Orig. Audit Trail	Description:	Beginning Balance:	\$0.00			
8/16/2017	361,102	CMTRX00008481	Distribution Reference	Orig. Master Number			Debit	Credit
8/16/2017	361,104	CMTRX00008481	Bank Transaction Entry	RCT000039919			\$3,573.81	
8/16/2017	361,105	CMTRX00008481	Bank Transaction Entry	RCT000039921			\$6,259.58	
8/16/2017	361,106	CMTRX00008481	Bank Transaction Entry	RCT000039922			\$5,535.00	
8/16/2017	361,619	GLTHS00000012		RCT000039923			\$9,459.24	
8/16/2017	361,621	GLTHS00000012						\$3,573.81
8/16/2017	361,622	GLTHS00000012						\$6,259.58
8/16/2017	361,623	GLTHS00000012						\$5,535.00
8/16/2017	361,623	GLTHS00000012						\$9,459.24

Totals:			Account:	131-0030-000	Net Change	Ending Balance		
Account:	131-0030-000		I R & R Checking 5/3rd Bank	131-0020-001	\$0.00	\$0.00	\$24,827.63	\$24,827.63
Trx Date	Jrnl No.	Orig. Audit Trail	Description:	Beginning Balance:	\$3,399,785.81			
System:	HISTORICAL DETAILED T 10/5/2018		Distribution Reference	Orig. Master Number			Debit	Credit
N Ky Water District			10:45:50 AM	Page:	47		User Date:	10/5/2018
							User ID:	skampsen

7/6/2017	341,426	PMCHK00006836	Cash	10124	Loth-The Office Experts		\$2,611.18
7/7/2017	341,576	PMCHK00006838	Cash	10125	CBTS		\$31,210.16
7/19/2017	341,941	PMCHK00006843	Cash	10126	Building Crafts Inc.		\$4,346.83
7/19/2017	341,942	PMCHK00006843	Cash	10127	Endress & Hauser, Inc.		\$6,739.62
7/19/2017	341,943	PMCHK00006843	Cash	10128	Enquirer Media		\$2,373.91
7/19/2017	341,944	PMCHK00006843	Cash	10129	J.H. Fedders Feed & Seed		\$115.70
7/19/2017	341,945	PMCHK00006843	Cash	10130	K.O.I. Precast Concrete, Inc		\$652.00
7/20/2017	341,946	PMVPY00001019	Cash	10128	Enquirer Media	\$2,373.91	
7/20/2017	341,996	PMCHK00006845	Cash	10131	Badger Meter, Inc.		\$110,773.15
7/20/2017	341,997	PMCHK00006845	Cash	10132	Enquirer Media		\$1,234.41
7/26/2017	342,275	PMCHK00006850	Cash	10133	CDW Government Inc.		\$1,309.97
7/26/2017	342,276	PMCHK00006850	Cash	10134	McCluskey Chevrolet		\$83,337.00
7/28/2017	342,418	PMCHK00006852	Cash	10135	Data Strategy		\$7,949.42
7/28/2017	342,419	PMCHK00006852	Cash	10136	Kentucky State Treasurer		\$66.00
7/31/2017	342,654	CMADJ00001297	Reconcile Bank Statement	INT000037252	Reconciliation Adjustment	\$3,242.33	
8/3/2017	342,774	PMCHK00006856	Cash	10137	The Henry P Thompson Co		\$9,500.00
8/17/2017	343,289	PMCHK00006865	Cash	10138	Hach Company		\$5,809.42
8/17/2017	343,290	PMCHK00006865	Cash	10139	Gilco		\$4,169.07
8/17/2017	343,291	PMCHK00006865	Cash	10140	CDW Government Inc.		\$3,707.19
8/17/2017	343,292	PMCHK00006865	Cash	10141	McCluskey Chevrolet		\$61,224.00
8/17/2017	343,293	PMCHK00006865	Cash	10142	EST Analytical		\$16,116.00
8/18/2017	343,424	PMCHK00006866	Cash	10143	Art's Rental Equipment & Supply		\$3,800.00
8/24/2017	343,645	PMCHK00006870	Cash	10144	LINE-X of Southern Ohio		\$1,969.00
8/24/2017	343,646	PMCHK00006870	Cash	10145	CT Consultants		\$97.00
8/31/2017	344,210	CMADJ00001304	Reconcile Bank Statement	INT000037472	Reconciliation Adjustment	\$3,028.66	
9/1/2017	344,109	PMCHK00006877	Cash	10146	Swiss Caps		\$1,425.00
9/6/2017	345,445	CMADJ00001311	Reconcile Bank Statement	OIN000037677	Reconciliation Adjustment	\$100,517.98	
9/11/2017	344,488	PMCHK00006882	Cash	10147	Dell Marketing L.P.		\$4,380.00
9/11/2017	344,489	PMCHK00006882	Cash	10148	Trivaco		\$3,500.94
9/11/2017	344,490	PMCHK00006882	Cash	10149	McCluskey Chevrolet		\$41,384.00
9/11/2017	344,491	PMCHK00006882	Cash	10150	CDW Government Inc.		\$979.88
9/15/2017	344,652	PMCHK00006891	Cash	10151	Smith & Brown Contractors, Inc		\$102,046.63
9/15/2017	344,653	PMCHK00006891	Cash	10152	Xylem Water Solutions USA Inc		\$7,888.00
9/15/2017	344,654	PMCHK00006891	Cash	10153	Fischer Scientific		\$4,026.12
9/21/2017	344,970	PMCHK00006895	Cash	10154	CDW Government Inc.		\$3,108.29
9/21/2017	344,971	PMCHK00006895	Cash	10155	A&S Electric Supply Inc.		\$39,114.21
9/25/2017	345,035	CMXFR000003383	Bank Transfer Entry	XFR0000037560	Transfer To: 5/3RD I R&R	\$1,799,031.49	
9/28/2017	345,175	PMCHK00006899	Cash	10156	EST Analytical		\$3,134.00
9/28/2017	345,176	PMCHK00006899	Cash	10157	BL Anderson Co. Inc.		\$15,555.93
9/30/2017	345,444	CMADJ00001311	Reconcile Bank Statement	INT000037676	Reconciliation Adjustment	\$3,221.78	
10/4/2017	347,103	CMADJ00001318	Reconcile Bank Statement	OIN000037892	Reconciliation Adjustment	\$1,434.87	
10/5/2017	345,622	PMCHK00006902	Cash	10158	CDW Government Inc.		\$707.74
10/5/2017	345,623	PMCHK00006902	Cash	10159	Bain Enterprises		\$7,650.00
10/6/2017	345,758	PMCHK00006905	Cash	10160	Hach Company		\$9,241.69
10/12/2017	345,894	PMCHK00006908	Cash	10161	Smith & Brown Contractors, Inc		\$164,966.58
10/12/2017	345,895	PMCHK00006908	Cash	10162	Southeastern Equipment Co Inc.		\$96,340.00
10/19/2017	346,241	PMCHK00006913	Cash	10163	EST Analytical		\$16,058.60
10/26/2017	346,611	PMCHK00006919	Cash	10164	Caldwell Tanks, Inc.		\$164,194.93
10/26/2017	346,612	PMCHK00006919	Cash	10165	CT Consultants		\$520.00
10/26/2017	346,613	PMCHK00006919	Cash	10166	HDR Engineering, Inc.		\$2,624.77
10/27/2017	346,624	PMCHK00006920	Cash	10167	HDR Engineering, Inc.		\$2,530.00
10/27/2017	346,626	PMCHK00006921	Cash	10168	CDW Government Inc.		\$687.21
10/31/2017	347,102	CMADJ00001318	Reconcile Bank Statement	INT000037891	Reconciliation Adjustment	\$4,429.62	
11/2/2017	346,877	PMCHK00006924	Cash	10169	Smith & Brown Contractors, Inc		\$186,278.29
11/2/2017	346,878	PMCHK00006924	Cash	10170	Delaney & Associates Inc.		\$14,895.00
11/2/2017	346,879	PMCHK00006924	Cash	10171	CBT Company		\$3,719.62
11/2/2017	346,880	PMCHK00006924	Cash	10172	Graybar Electric Co. Inc		\$2,965.78
11/9/2017	347,334	PMCHK00006930	Cash	10173	Hayes Instrument Co Inc.		\$4,068.00
11/9/2017	347,335	PMCHK00006930	Cash	10174	Gleason Electric, Inc.		\$4,677.00
11/16/2017	347,549	PMCHK00006936	Cash	10175	Schneider Electric Systems USA Inc		\$7,138.77
11/16/2017	347,550	PMCHK00006936	Cash	10176	Gemmer & Sons Inc.		\$4,259.00
11/16/2017	347,551	PMCHK00006936	Cash	10177	Data Strategy		\$827.35
11/21/2017	348,322	CMADJ00001325	Reconcile Bank Statement	OIN000038037	Reconciliation Adjustment	\$739.54	
11/29/2017	348,055	PMCHK00006941	Cash	10178	Fuller Ford		\$76,403.00

11/30/2017	348,321	CMADJ00001325	Reconcile Bank Statement	INT000038036	Reconciliation Adjustment	\$3,854.61			
12/1/2017	348,212	PMCHK00006943	Cash	10179	Badger Meter, Inc.		\$292,835.50		
12/1/2017	348,213	PMCHK00006943	Cash	10180	Gleason Electric, Inc.		\$8,342.00		
12/1/2017	348,214	PMCHK00006943	Cash	10181	Fischer Scientific		\$6,131.84		
12/1/2017	348,215	PMCHK00006943	Cash	10182	R & M Fence & Construction		\$4,790.00		
12/1/2017	348,216	PMCHK00006943	Cash	10183	Graybar Electric Co. Inc		\$13,131.32		
12/1/2017	348,217	PMCHK00006943	Cash	10184	Digital Control Co.		\$5,792.33		
12/1/2017	348,218	PMCHK00006943	Cash	10185	Florence Winwater Works Co.		\$11,416.55		
12/1/2017	348,219	PMCHK00006943	Cash	10186	HDR Engineering, Inc.		\$3,650.09		
12/8/2017	348,583	PMCHK00006948	Cash	10187	HDR Engineering, Inc.		\$4,070.88		
System:	HISTORICAL DETAILED T 10/5/2018		10:45:50 AM	Page:	48	User Date:	10/5/2018	User ID:	skampsen
N Ky Water District									
12/8/2017	348,584	PMCHK00006948	Cash	10188	Ditch Witch Mid-States		\$9,078.60		
12/11/2017	349,701	CMTRX00008260	Bank Transaction Entry	IAJ000038285	USDA RD	\$1,733,000.00			
12/11/2017	349,703	CMTRX00008261	Bank Transaction Entry	IAJ000038285	USDA RD		\$1,733,000.00		
12/15/2017	348,881	PMCHK00006954	Cash	10189	Badger Meter, Inc.		\$35,595.00		
12/15/2017	348,882	PMCHK00006954	Cash	10190	Miele Inc.		\$12,011.50		
12/15/2017	348,883	PMCHK00006954	Cash	10191	Rawdon Myers Inc		\$2,230.00		
12/15/2017	348,884	PMCHK00006954	Cash	10192	BL Anderson Co. Inc.		\$7,789.53		
12/15/2017	348,885	PMCHK00006954	Cash	10193	B C Engineering Co.		\$9,429.00		
12/15/2017	348,886	PMCHK00006954	Cash	10194	FYDA Freightliner Cincinnati Inc		\$109,312.00		
12/21/2017	349,335	PMCHK00006959	Cash	10195	Fischer Scientific		\$1,994.41		
12/21/2017	349,336	PMCHK00006959	Cash	10196	Smith & Brown Contractors, Inc		\$177,201.29		
12/31/2017	349,723	CMADJ00001336	Reconcile Bank Statement	INT000038302	Reconciliation Adjustment	\$3,990.84			
			Totals:	Account:	131-0030-000	Net Change	Ending Balance		
			Description:	Cash Grant/Loan Clearing		(\$145,343.57)	\$3,254,442.24	\$3,658,865.63	\$3,804,209.20
Account:	131-0031-000			Beginning Balance:		\$1,801,213.02			
Trx Date	Jrnl No.	Orig. Audit Trail	Distribution Reference	Orig. Master Number	Orig. Master Name	Debit	Credit		
7/5/2017	342,657	CMADJ00001299	Reconcile Bank Statement	OIN000037255	Reconciliation Adjustment	\$12.50			
7/31/2017	342,656	CMADJ00001299	Reconcile Bank Statement	INT000037254	Reconciliation Adjustment	\$152.98			
8/31/2017	344,212	CMADJ00001306	Reconcile Bank Statement	INT000037474	Reconciliation Adjustment	\$152.99			
9/25/2017	345,035	CMXFR00000383	Bank Transfer Entry	XFR000037560	Transfer To: 5/3RD I R&R		\$1,799,031.49		
9/30/2017	345,447	CMADJ00001313	Reconcile Bank Statement	INT000037679	Reconciliation Adjustment	\$118.49			
10/31/2017	347,107	CMADJ00001322	Reconcile Bank Statement	INT000037896	Reconciliation Adjustment	\$0.23			
11/30/2017	348,323	CMADJ00001326	Reconcile Bank Statement	INT000038039	Reconciliation Adjustment	\$0.22			
12/11/2017	349,704	CMTRX00008262	Bank Transaction Entry	IAJ000038286	USDA RD	\$1,733,000.00			
12/31/2017	349,708	CMADJ00001332	Reconcile Bank Statement	INT000038287	Reconciliation Adjustment	\$90.42			
			Totals:	Account:	131-0031-000	Net Change	Ending Balance		
			Description:	Cash - Bond Prin & Int.		(\$65,503.66)	\$1,735,709.36	\$1,733,527.83	\$1,799,031.49
Account:	132-0001-000			Beginning Balance:		\$13,127,521.73			
Trx Date	Jrnl No.	Orig. Audit Trail	Distribution Reference	Orig. Master Number	Orig. Master Name	Debit	Credit		
7/1/2017	341,868	CMTRX00008102	Bank Transaction Entry	DAJ000037098			\$58,320.98		
7/18/2017	341,866	CMTRX00008101	Bank Transaction Entry	DAJ000037096	BONY		\$3,673,837.51		
7/18/2017	341,867	CMXFR00000379	Bank Transfer Entry	XFR000037097	Transfer To: 5/3RD P&I	\$1,750,000.00			
7/31/2017	342,655	CMADJ00001298	Reconcile Bank Statement	INT000037253	Reconciliation Adjustment	\$11,667.03			
8/1/2017	343,642	CMTRX00008140	Bank Transaction Entry	DAJ000037392			\$58,312.29		
8/28/2017	343,869	CMXFR00000380	Bank Transfer Entry	XFR000037394	Transfer To: 5/3RD P&I	\$1,750,000.00			
8/31/2017	344,211	CMADJ00001305	Reconcile Bank Statement	INT000037473	Reconciliation Adjustment	\$10,825.81			
9/1/2017	344,837	CMTRX00008160	Bank Transaction Entry	DAJ000037556			\$58,303.57		
9/25/2017	345,030	CMXFR00000382	Bank Transfer Entry	XFR000037559	Transfer To: 5/3RD P&I	\$1,750,000.00			
9/30/2017	345,446	CMADJ00001312	Reconcile Bank Statement	INT000037678	Reconciliation Adjustment	\$12,166.30			
10/1/2017	346,496	CMTRX00008195	Bank Transaction Entry	DAJ000037808			\$58,294.83		
10/24/2017	346,497	CMXFR00000385	Bank Transfer Entry	XFR000037809	Transfer To: 5/3RD P&I	\$1,750,000.00			
10/31/2017	347,104	CMADJ00001319	Reconcile Bank Statement	INT000037893	Reconciliation Adjustment	\$14,299.82			
11/1/2017	347,480	CMTRX00008210	Bank Transaction Entry	DAJ000037932			\$58,286.07		
11/1/2017	348,334	CMTRX00008228	Bank Transaction Entry	DAJ000038050	USDA 2000		\$44,675.00		
11/20/2017	347,803	CMTRX00008212	Bank Transaction Entry	DAJ000037934	KIA		\$1,116,891.51		
11/27/2017	347,830	CMXFR00000387	Bank Transfer Entry	XFR000037942	Transfer To: 5/3RD P&I	\$1,750,000.00			
11/30/2017	348,341	CMADJ00001330	Reconcile Bank Statement	INT000038038	Reconciliation Adjustment	\$14,792.88			
12/1/2017	349,106	CMTRX00008243	Bank Transaction Entry	DAJ000038168			\$58,277.29		
12/29/2017	349,588	CMXFR00000389	Bank Transfer Entry	XFR000038284	Transfer To: 5/3RD P&I	\$1,750,000.00			
12/31/2017	349,724	CMADJ00001337	Reconcile Bank Statement	INT000038303	Reconciliation Adjustment	\$17,982.98			
			Totals:	Account:	132-0001-000	Net Change	Ending Balance		
				Cash		\$5,396,535.77	\$18,524,057.50	\$10,581,734.82	\$5,185,199.05



Account:	132-0015-000	Description:	Sub District C - Depreciaton Acct.	Beginning Balance:	\$89,322.01			
Trx Date	Jrnl No.	Orig. Audit Trail	Distribution Reference	Orig. Master Number	Orig. Master Name	Debit	Credit	
7/31/2017	342,672	GLTRX00044474				\$0.71		
8/31/2017	344,238	GLTRX00044681				\$0.71		
9/30/2017	345,477	GLTRX00044861				\$0.76		
9/30/2017	345,478	GLTRX00044861				\$2,493.20		
10/31/2017	347,126	GLTRX00045065				\$0.72		
11/30/2017	348,353	GLTRX00045218				\$0.69		
12/31/2017	349,818	GLTRX00045399				\$0.90		
12/31/2017	349,819	GLTRX00045399				\$1,637.60		

System: HISTORICAL DETAILED T 10/5/2018  
 N Ky Water District

Account:	132-0027-000	Description:	Ban 2011 Cash	Beginning Balance:	\$1,560,363.13			
Trx Date	Jrnl No.	Orig. Audit Trail	Distribution Reference	Orig. Master Number	Orig. Master Name	Debit	Credit	
7/31/2017	342,659	CMADJ00001301	Reconcile Bank Statement	INT000037257	Reconciliation Adjustment	\$132.52		
8/31/2017	344,214	CMADJ00001308	Reconcile Bank Statement	INT000037476	Reconciliation Adjustment	\$132.54		
9/30/2017	345,449	CMADJ00001315	Reconcile Bank Statement	INT000037681	Reconciliation Adjustment	\$124.00		
10/31/2017	347,106	CMADJ00001321	Reconcile Bank Statement	INT000037895	Reconciliation Adjustment	\$136.83		
11/30/2017	348,325	CMADJ00001328	Reconcile Bank Statement	INT000038041	Reconciliation Adjustment	\$128.29		
12/31/2017	349,710	CMADJ00001334	Reconcile Bank Statement	INT000038289	Reconciliation Adjustment	\$124.03		

Totals: Account: 132-0027-000 Beginning Balance: \$778.21 Ending Balance: \$1,561,141.34  
 Description: Cash - BAN 2017 Orig. Master Number: \$778.21 Debit: \$778.21 Credit: \$0.00  
 10:45:50 AM Page: 49 User Date: 10/5/2018 User ID: skampsen

Account:	132-0029-000	Description:	Cash - BAN 2017	Beginning Balance:	(\$150,937.82)			
Trx Date	Jrnl No.	Orig. Audit Trail	Distribution Reference	Orig. Master Number	Orig. Master Name	Debit	Credit	
7/3/2017	342,775	CMADJ00001302	Reconcile Bank Statement	OIN000037258	Reconciliation Adjustment	\$197,190.81		
7/6/2017	341,421	PMCHK00006835	Cash	4024	A&S Electric Supply Inc.		\$298.70	
7/6/2017	341,422	PMCHK00006835	Cash	4025	ATC Group Services, LLC		\$779.75	
7/6/2017	341,423	PMCHK00006835	Cash	4026	Brandstetter Carroll Inc		\$1,850.00	
7/6/2017	341,424	PMCHK00006835	Cash	4027	Wade Trim		\$520.21	
7/7/2017	342,776	CMADJ00001302	Reconcile Bank Statement	OIN000037259	Reconciliation Adjustment	\$342.00		
7/10/2017	342,777	CMADJ00001302	Reconcile Bank Statement	OIN000037260	Reconciliation Adjustment	\$202,836.01		
7/12/2017	342,778	CMADJ00001302	Reconcile Bank Statement	OIN000037261	Reconciliation Adjustment	\$569.00		
7/18/2017	342,779	CMADJ00001302	Reconcile Bank Statement	OIN000037262	Reconciliation Adjustment	\$3,448.66		
7/19/2017	341,927	PMCHK00006842	Cash	4028	Bayer & Becker, Inc.		\$2,955.00	
7/19/2017	341,928	PMCHK00006842	Cash	4029	Enquirer Media		\$2,468.58	
7/19/2017	341,929	PMCHK00006842	Cash	4030	Smithcorp, Inc.		\$96,103.10	
7/19/2017	341,930	PMCHK00006842	Cash	4031	Larry Smith Incorporated		\$72,113.46	
7/19/2017	341,931	PMCHK00006842	Cash	4032	Building Crafts Inc.		\$31,414.58	
7/19/2017	341,932	PMCHK00006842	Cash	4033	Cardinal Engineering		\$937.50	
7/19/2017	341,933	PMCHK00006842	Cash	4034	Hartman & Smith Const. Co.		\$96,049.30	
7/19/2017	341,934	PMCHK00006842	Cash	4035	K & V Cultural Resources		\$1,653.75	
7/20/2017	341,952	PMCHK00006844	Cash	4036	Rose Excavating & Development Inc.		\$75,310.45	
7/20/2017	341,953	PMCHK00006844	Cash	4037	Gemmer & Sons Inc.		\$63,335.80	
7/20/2017	341,954	PMCHK00006844	Cash	4038	A&S Electric Supply Inc.		\$198.30	
7/20/2017	341,955	PMCHK00006844	Cash	4039	Enquirer Media		\$1,139.50	
7/27/2017	342,780	CMADJ00001302	Reconcile Bank Statement	OIN000037263	Reconciliation Adjustment	\$75,310.45		
7/28/2017	342,377	PMCHK00006851	Cash	4040	A&S Electric Supply Inc.		\$99.78	
7/28/2017	342,378	PMCHK00006851	Cash	4041	Burgess & Niple LTD		\$4,587.60	
7/28/2017	342,379	PMCHK00006851	Cash	4042	CT Consultants		\$1,462.00	
7/31/2017	342,781	CMADJ00001302	Reconcile Bank Statement	OIN000037264	Reconciliation Adjustment	\$138,236.69		
7/31/2017	342,782	CMADJ00001302	Reconcile Bank Statement	INT000037265	Reconciliation Adjustment	\$2.12		
8/1/2017	344,215	CMADJ00001309	Reconcile Bank Statement	OIN000037477	Reconciliation Adjustment	\$134,026.96		
8/3/2017	342,768	PMCHK00006855	Cash	4043	Brandstetter Carroll Inc		\$2,290.00	
8/3/2017	342,769	PMCHK00006855	Cash	4044	KZF Design Inc		\$6,507.85	
8/3/2017	342,770	PMCHK00006855	Cash	4045	Rawdon Myers Inc		\$11,830.00	
8/3/2017	342,771	PMCHK00006855	Cash	4046	Rose Excavating & Development Inc.		\$86,441.58	
8/3/2017	342,772	PMCHK00006855	Cash	4047	Smithcorp, Inc.		\$61,510.12	
8/4/2017	344,216	CMADJ00001309	Reconcile Bank Statement	OIN000037478	Reconciliation Adjustment	\$96,103.10		
8/8/2017	344,217	CMADJ00001309	Reconcile Bank Statement	OIN000037479	Reconciliation Adjustment	\$6,149.38		
8/10/2017	342,998	PMCHK00006861	Cash	4048	A&S Electric Supply Inc.		\$198.30	
8/10/2017	342,999	PMCHK00006861	Cash	4049	Enquirer Media		\$659.94	
8/10/2017	343,000	PMCHK00006861	Cash	4050	Hartman & Smith Const. Co.		\$18,563.00	

8/10/2017	343,001	PMCHK00006861	Cash	4051	Howell Contractors, Inc.		\$113,891.40
8/10/2017	343,002	PMCHK00006861	Cash	4052	Wade Trim		\$1,410.00
8/16/2017	344,218	CMADJ00001309	Reconcile Bank Statement	OIN000037480	Reconciliation Adjustment	\$86,441.58	
8/17/2017	343,278	PMCHK00006864	Cash	4053	A&S Electric Supply Inc.		\$99.78
8/17/2017	343,279	PMCHK00006864	Cash	4054	Cardinal Engineering		\$812.50
8/17/2017	343,280	PMCHK00006864	Cash	4055	Bayer & Becker, Inc.		\$1,980.00
8/18/2017	344,219	CMADJ00001309	Reconcile Bank Statement	OIN000037481	Reconciliation Adjustment	\$14,120.00	
8/22/2017	344,220	CMADJ00001309	Reconcile Bank Statement	OIN000037482	Reconciliation Adjustment	\$139,160.61	
8/23/2017	344,221	CMADJ00001309	Reconcile Bank Statement	OIN000037483	Reconciliation Adjustment	\$2,069.94	
8/24/2017	343,596	PMCHK00006869	Cash	4056	CT Consultants		\$562.00
8/24/2017	343,597	PMCHK00006869	Cash	4057	Larry Smith Incorporated		\$8,012.61
8/24/2017	343,598	PMCHK00006869	Cash	4058	Gemmer & Sons Inc.		\$139,856.00
8/24/2017	343,599	PMCHK00006869	Cash	4059	A&S Electric Supply Inc.		\$50.20
8/28/2017	344,222	CMADJ00001309	Reconcile Bank Statement	OIN000037484	Reconciliation Adjustment	\$912.28	
8/29/2017	344,223	CMADJ00001309	Reconcile Bank Statement	OIN000037485	Reconciliation Adjustment	\$63,490.12	
8/31/2017	344,224	CMADJ00001309	Reconcile Bank Statement	INT000037486	Reconciliation Adjustment	\$2.12	
8/31/2017	344,225	CMADJ00001309	Reconcile Bank Statement	OEX000037487	Reconciliation Adjustment		\$2.12
8/31/2017	344,239	GLTRX00044682				\$15,166.45	
8/31/2017	344,240	GLTRX00044683					\$15,166.45
9/1/2017	344,105	PMCHK00006876	Cash	4060	A&S Electric Supply Inc.		\$50.20
System:	HISTORICAL DETAILED T 10/5/2018		10:45:50 AM	Page:	User Date:	10/5/2018	User ID: skampsen
N Ky Water District				50			
9/1/2017	344,106	PMCHK00006876	Cash	4061	CT Consultants		\$626.00
9/1/2017	344,107	PMCHK00006876	Cash	4062	KZF Design Inc		\$1,090.00
9/5/2017	345,450	CMADJ00001316	Reconcile Bank Statement	OIN000037682	Reconciliation Adjustment	\$139,856.00	
9/6/2017	345,451	CMADJ00001316	Reconcile Bank Statement	OIN000037683	Reconciliation Adjustment	\$612.20	
9/8/2017	344,476	PMCHK00006881	Cash	4063	Building Crafts Inc.		\$67,805.90
9/8/2017	344,477	PMCHK00006881	Cash	4064	Rose Excavating & Development Inc.		\$70,988.32
9/8/2017	344,478	PMCHK00006881	Cash	4065	Viox & Viox Inc.		\$6,200.25
9/8/2017	344,479	PMCHK00006881	Cash	4066	Wade Trim		\$560.00
9/14/2017	344,643	PMCHK00006890	Cash	4067	Howell Contractors, Inc.		\$105,319.80
9/14/2017	344,644	PMCHK00006890	Cash	4068	Rose Excavating & Development Inc.		\$37,959.13
9/14/2017	344,645	PMCHK00006890	Cash	4069	Hartman & Smith Const. Co.		\$121,568.29
9/14/2017	344,646	PMCHK00006890	Cash	4070	JNT Excavating LLC		\$81,577.63
9/14/2017	344,647	PMCHK00006890	Cash	4071	Smithcorp, Inc.		\$120,326.87
9/14/2017	345,452	CMADJ00001316	Reconcile Bank Statement	OIN000037684	Reconciliation Adjustment	\$8,012.61	
9/19/2017	345,453	CMADJ00001316	Reconcile Bank Statement	OIN000037685	Reconciliation Adjustment	\$140,510.22	
9/20/2017	345,454	CMADJ00001316	Reconcile Bank Statement	OIN000037686	Reconciliation Adjustment	\$610.20	
9/21/2017	344,924	PMCHK00006894	Cash	4072	A&S Electric Supply Inc.		\$154.24
9/21/2017	344,925	PMCHK00006894	Cash	4073	Bayer & Becker, Inc.		\$315.00
9/21/2017	344,926	PMCHK00006894	Cash	4074	Cardinal Engineering		\$4,781.25
9/21/2017	344,927	PMCHK00006894	Cash	4075	CT Consultants		\$789.40
9/21/2017	344,928	PMCHK00006894	Cash	4076	Geotechnology		\$708.90
9/21/2017	344,929	PMCHK00006894	Cash	4077	Howell Contractors, Inc.		\$186,615.90
9/21/2017	344,930	PMCHK00006894	Cash	4078	Nickerson & Tranter		\$500.00
9/21/2017	344,931	PMCHK00006894	Cash	4079	Wade Trim		\$2,188.00
9/22/2017	345,455	CMADJ00001316	Reconcile Bank Statement	OIN000037687	Reconciliation Adjustment	\$6,200.25	
9/25/2017	345,456	CMADJ00001316	Reconcile Bank Statement	OIN000037688	Reconciliation Adjustment	\$119,536.76	
9/26/2017	345,457	CMADJ00001316	Reconcile Bank Statement	OIN000037689	Reconciliation Adjustment	\$105,319.80	
9/27/2017	345,458	CMADJ00001316	Reconcile Bank Statement	OIN000037690	Reconciliation Adjustment	\$241,895.16	
9/29/2017	345,459	CMADJ00001316	Reconcile Bank Statement	OIN000037691	Reconciliation Adjustment	\$186,613.91	
9/29/2017	345,460	CMADJ00001316	Reconcile Bank Statement	INT000037692	Reconciliation Adjustment	\$1.99	
10/2/2017	347,108	CMADJ00001323	Reconcile Bank Statement	OIN000037901	Reconciliation Adjustment	\$5,435.49	
10/3/2017	347,109	CMADJ00001323	Reconcile Bank Statement	OIN000037898	Reconciliation Adjustment	\$1,813.30	
10/4/2017	347,110	CMADJ00001323	Reconcile Bank Statement	OIN000037899	Reconciliation Adjustment	\$2,188.00	
10/5/2017	345,629	PMCHK00006903	Cash	4080	A&S Electric Supply Inc.		\$110.18
10/5/2017	345,630	PMCHK00006903	Cash	4081	ATC Group Services, LLC		\$552.00
10/5/2017	345,631	PMCHK00006903	Cash	4082	Fettters Clarence or Melinda		\$105.00
10/5/2017	345,632	PMCHK00006903	Cash	4083	Rose Excavating & Development Inc.		\$140,319.17
10/12/2017	345,917	PMCHK00006909	Cash	4084	Howell Contractors, Inc.		\$460,070.10
10/16/2017	347,111	CMADJ00001323	Reconcile Bank Statement	OIN000037900	Reconciliation Adjustment	\$140,319.17	
10/17/2017	347,112	CMADJ00001323	Reconcile Bank Statement	OIN000037902	Reconciliation Adjustment	\$662.18	
10/19/2017	346,277	PMCHK00006914	Cash	4085	Schmidt Plumbing Contractor, Inc E. C.		\$7,000.00
10/19/2017	346,278	PMCHK00006914	Cash	4086	A&S Electric Supply Inc.		\$55.09

10/19/2017	346,279	PMCHK00006914	Cash	4087	Janell Concrete & Masonry Equip. Inc	\$15.54			
10/19/2017	346,280	PMCHK00006914	Cash	4088	Cardinal Engineering	\$955.50			
10/19/2017	346,281	PMCHK00006914	Cash	4089	Geotechnology	\$654.00			
10/24/2017	347,113	CMADJ00001323	Reconcile Bank Statement	OIN000037903	Reconciliation Adjustment	\$460,070.10			
10/26/2017	346,605	PMCHK00006918	Cash	4090	Building Crafts Inc.	\$116,249.88			
10/26/2017	346,606	PMCHK00006918	Cash	4091	CT Consultants	\$845.00			
10/26/2017	346,607	PMCHK00006918	Cash	4092	Janell Concrete & Masonry Equip. Inc	\$32.12			
10/30/2017	347,114	CMADJ00001323	Reconcile Bank Statement	OIN000037904	Reconciliation Adjustment	\$1,026.13			
10/31/2017	347,115	CMADJ00001323	Reconcile Bank Statement	INT000037905	Reconciliation Adjustment	\$2.19			
10/31/2017	347,116	CMADJ00001323	Reconcile Bank Statement	OIN000037906	Reconciliation Adjustment	\$7,651.81			
11/2/2017	346,885	PMCHK00006925	Cash	4093	CT Consultants	\$479.35			
11/2/2017	346,886	PMCHK00006925	Cash	4094	Bayer & Becker, Inc.	\$1,800.00			
11/2/2017	346,887	PMCHK00006925	Cash	4095	Janell Concrete & Masonry Equip. Inc	\$31.08			
11/2/2017	346,888	PMCHK00006925	Cash	4096	Wade Trim	\$1,138.71			
11/7/2017	348,326	CMADJ00001329	Reconcile Bank Statement	OIN000038042	Reconciliation Adjustment	\$877.12			
11/13/2017	348,327	CMADJ00001329	Reconcile Bank Statement	OIN000038043	Reconciliation Adjustment	\$116,249.88			
11/14/2017	348,328	CMADJ00001329	Reconcile Bank Statement	OIN000038044	Reconciliation Adjustment	\$510.43			
11/15/2017	348,329	CMADJ00001329	Reconcile Bank Statement	OIN000038045	Reconciliation Adjustment	\$1,800.00			
11/16/2017	347,541	PMCHK00006935	Cash	4097	A&S Electric Supply Inc.	\$55.09			
11/16/2017	347,542	PMCHK00006935	Cash	4098	Cardinal Engineering	\$3,898.50			
11/16/2017	347,543	PMCHK00006935	Cash	4099	Enquirer Media	\$1,243.72			
11/16/2017	347,544	PMCHK00006935	Cash	4100	Howell Contractors, Inc.	\$193,748.40			
11/16/2017	347,545	PMCHK00006935	Cash	4101	Rose Excavating & Development Inc.	\$67,886.10			
11/16/2017	348,330	CMADJ00001329	Reconcile Bank Statement	OIN000038046	Reconciliation Adjustment	\$1,138.71			
11/28/2017	348,331	CMADJ00001329	Reconcile Bank Statement	OIN000038047	Reconciliation Adjustment	\$261,634.50			
11/30/2017	348,174	PMCHK00006942	Cash	4102	Sanitation District No. 1	\$530.60			
11/30/2017	348,175	PMCHK00006942	Cash	4103	ATC Group Services, LLC	\$301.00			
11/30/2017	348,176	PMCHK00006942	Cash	4104	Howell Contractors, Inc.	\$85,972.23			
11/30/2017	348,177	PMCHK00006942	Cash	4105	Bayer & Becker, Inc.	\$490.00			
11/30/2017	348,178	PMCHK00006942	Cash	4106	CT Consultants	\$4,910.00			
11/30/2017	348,179	PMCHK00006942	Cash	4107	Burgess & Niple LTD	\$9,300.00			
11/30/2017	348,332	CMADJ00001329	Reconcile Bank Statement	OIN000038048	Reconciliation Adjustment	\$3,951.54			
System:	HISTORICAL DETAILED T 10/5/2018		10:45:50 AM	Page:	51	User Date:	10/5/2018	User ID:	skampsen
N Ky Water District									
11/30/2017	348,333	CMADJ00001329	Reconcile Bank Statement	INT000038049	Reconciliation Adjustment	\$2.05			
12/1/2017	349,711	CMADJ00001335	Reconcile Bank Statement	OIN000038290	Reconciliation Adjustment	\$1,243.72			
12/7/2017	348,519	PMCHK00006947	Cash	4108	ATC Group Services, LLC	\$413.50			
12/7/2017	348,520	PMCHK00006947	Cash	4109	Richard W. Carr P.E.	\$5,864.18			
12/7/2017	348,521	PMCHK00006947	Cash	4110	CT Consultants	\$96.96			
12/7/2017	348,522	PMCHK00006947	Cash	4111	Erpenbeck Consulting Engineers, Inc	\$1,600.00			
12/7/2017	348,523	PMCHK00006947	Cash	4112	Howell Contractors, Inc.	\$238,992.37			
12/7/2017	348,524	PMCHK00006947	Cash	4113	Wade Trim	\$1,718.00			
12/11/2017	349,712	CMADJ00001335	Reconcile Bank Statement	OIN000038291	Reconciliation Adjustment	\$85,972.23			
12/12/2017	349,713	CMADJ00001335	Reconcile Bank Statement	OIN000038292	Reconciliation Adjustment	\$10,091.00			
12/15/2017	348,915	PMCHK00006955	Cash	4114	Fortiline Inc.	\$101.00			
12/15/2017	348,916	PMCHK00006955	Cash	4115	HDR Engineering, Inc.	\$1,050.00			
12/15/2017	348,917	PMCHK00006955	Cash	4116	Building Crafts Inc.	\$240,621.34			
12/15/2017	348,918	PMCHK00006955	Cash	4117	Rose Excavating & Development Inc.	\$52,678.60			
12/15/2017	348,919	PMCHK00006955	Cash	4118	Viox & Viox Inc.	\$4,862.00			
12/15/2017	349,714	CMADJ00001335	Reconcile Bank Statement	OIN000038293	Reconciliation Adjustment	\$105.00			
12/18/2017	349,715	CMADJ00001335	Reconcile Bank Statement	OIN000038294	Reconciliation Adjustment	\$244,432.97			
12/20/2017	349,252	PMCHK00006958	Cash	4119	A&S Electric Supply Inc.	\$154.24			
12/20/2017	349,253	PMCHK00006958	Cash	4120	Campbell Co. Fiscal Court	\$20,141.00			
12/20/2017	349,254	PMCHK00006958	Cash	4121	Cardinal Engineering	\$3,473.50			
12/20/2017	349,255	PMCHK00006958	Cash	4122	Dugan & Meyers Const. Co.	\$18,000.00			
12/20/2017	349,256	PMCHK00006958	Cash	4123	Enquirer Media	\$652.96			
12/20/2017	349,257	PMCHK00006958	Cash	4124	Erpenbeck Consulting Engineers, Inc	\$367.50			
12/20/2017	349,258	PMCHK00006958	Cash	4125	Geotechnology	\$130.00			
12/20/2017	349,259	PMCHK00006958	Cash	4126	Howell Contractors, Inc.	\$508,028.40			
12/20/2017	349,260	PMCHK00006958	Cash	4127	Smithcorp, Inc.	\$9,122.80			
12/20/2017	349,261	PMCHK00006958	Cash	4128	Viox & Viox Inc.	\$31,630.00			
12/20/2017	349,716	CMADJ00001335	Reconcile Bank Statement	OIN000038295	Reconciliation Adjustment	\$3,731.50			
12/21/2017	349,717	CMADJ00001335	Reconcile Bank Statement	OIN000038296	Reconciliation Adjustment	\$52,678.60			
12/26/2017	349,718	CMADJ00001335	Reconcile Bank Statement	OIN000038297	Reconciliation Adjustment	\$241,869.30			

12/27/2017	349,719	CMADJ00001335	Reconcile Bank Statement	OIN000038298	Reconciliation Adjustment	\$4,862.00	
12/28/2017	349,720	CMADJ00001335	Reconcile Bank Statement	OIN000038299	Reconciliation Adjustment	\$5,864.18	
12/29/2017	349,721	CMADJ00001335	Reconcile Bank Statement	INT000038300	Reconciliation Adjustment	\$1.99	
12/29/2017	349,722	CMADJ00001335	Reconcile Bank Statement	OEX000038301	Reconciliation Adjustment		\$1.99
			Totals:	Account:	132-0029-000	Ending Balance	
			Description:	Cash - BAN 2017 Sweep	(\$190,762.58)	(\$341,700.40)	\$3,780,932.47
				Beginning Balance:	\$21,955,818.44		\$3,971,695.05
Account:	132-0029-001		Distribution Reference	Orig. Master Number	Orig. Master Name	Debit	Credit
Trx Date	Jrnl No.	Orig. Audit Trail	Cash Account Offset	OIN000037258	Reconciliation Adjustment		\$197,190.81
7/3/2017	342,775	CMADJ00001302	Cash Account Offset	OIN000037259	Reconciliation Adjustment		\$342.00
7/7/2017	342,776	CMADJ00001302	Cash Account Offset	OIN000037260	Reconciliation Adjustment		\$202,836.01
7/10/2017	342,777	CMADJ00001302	Cash Account Offset	OIN000037261	Reconciliation Adjustment		\$569.00
7/12/2017	342,778	CMADJ00001302	Cash Account Offset	OIN000037262	Reconciliation Adjustment		\$3,448.66
7/18/2017	342,779	CMADJ00001302	Cash Account Offset	OIN000037263	Reconciliation Adjustment		\$75,310.45
7/27/2017	342,780	CMADJ00001302	Cash Account Offset	OIN000037264	Reconciliation Adjustment		\$138,236.69
7/31/2017	342,781	CMADJ00001302	Cash Account Offset			\$14,721.58	
7/31/2017	342,783	GLTRX00044481				\$2.05	
7/31/2017	342,784	GLTRX00044481					\$2.05
7/31/2017	342,785	GLTRX00044482					\$2.05
8/1/2017	344,215	CMADJ00001309	Cash Account Offset	OIN000037477	Reconciliation Adjustment		\$134,026.96
8/4/2017	344,216	CMADJ00001309	Cash Account Offset	OIN000037478	Reconciliation Adjustment		\$96,103.10
8/8/2017	344,217	CMADJ00001309	Cash Account Offset	OIN000037479	Reconciliation Adjustment		\$6,149.38
8/16/2017	344,218	CMADJ00001309	Cash Account Offset	OIN000037480	Reconciliation Adjustment		\$86,441.58
8/18/2017	344,219	CMADJ00001309	Cash Account Offset	OIN000037481	Reconciliation Adjustment		\$14,120.00
8/22/2017	344,220	CMADJ00001309	Cash Account Offset	OIN000037482	Reconciliation Adjustment		\$139,160.61
8/23/2017	344,221	CMADJ00001309	Cash Account Offset	OIN000037483	Reconciliation Adjustment		\$2,069.94
8/28/2017	344,222	CMADJ00001309	Cash Account Offset	OIN000037484	Reconciliation Adjustment		\$912.28
8/29/2017	344,223	CMADJ00001309	Cash Account Offset	OIN000037485	Reconciliation Adjustment		\$63,490.12
8/31/2017	344,225	CMADJ00001309	Cash Account Offset	OEX000037487	Reconciliation Adjustment	\$2.12	
8/31/2017	344,241	GLTRX00044683				\$15,166.45	
9/5/2017	345,450	CMADJ00001316	Cash Account Offset	OIN000037682	Reconciliation Adjustment		\$139,856.00
9/6/2017	345,451	CMADJ00001316	Cash Account Offset	OIN000037683	Reconciliation Adjustment		\$612.20
9/14/2017	345,452	CMADJ00001316	Cash Account Offset	OIN000037684	Reconciliation Adjustment		\$8,012.61
9/19/2017	345,453	CMADJ00001316	Cash Account Offset	OIN000037685	Reconciliation Adjustment		\$140,510.22
9/20/2017	345,454	CMADJ00001316	Cash Account Offset	OIN000037686	Reconciliation Adjustment		\$610.20
9/22/2017	345,455	CMADJ00001316	Cash Account Offset	OIN000037687	Reconciliation Adjustment		\$6,200.25
9/25/2017	345,456	CMADJ00001316	Cash Account Offset	OIN000037688	Reconciliation Adjustment		\$119,536.76
9/26/2017	345,457	CMADJ00001316	Cash Account Offset	OIN000037689	Reconciliation Adjustment		\$105,319.80
9/27/2017	345,458	CMADJ00001316	Cash Account Offset	OIN000037690	Reconciliation Adjustment		\$241,895.16
9/29/2017	345,459	CMADJ00001316	Cash Account Offset	OIN000037691	Reconciliation Adjustment		\$186,613.91
9/30/2017	345,479	GLTRX00044862				\$15,121.59	
10/2/2017	347,108	CMADJ00001323	Cash Account Offset	OIN000037901	Reconciliation Adjustment		\$5,435.49
10/3/2017	347,109	CMADJ00001323	Cash Account Offset	OIN000037898	Reconciliation Adjustment		\$1,813.30
System:	HISTORICAL DETAILED T 10/5/2018		10:45:50 AM	Page:	52	User Date:	10/5/2018
N Ky Water District						User ID:	skampsen
10/4/2017	347,110	CMADJ00001323	Cash Account Offset	OIN000037899	Reconciliation Adjustment		\$2,188.00
10/16/2017	347,111	CMADJ00001323	Cash Account Offset	OIN000037900	Reconciliation Adjustment		\$140,319.17
10/17/2017	347,112	CMADJ00001323	Cash Account Offset	OIN000037902	Reconciliation Adjustment		\$662.18
10/24/2017	347,113	CMADJ00001323	Cash Account Offset	OIN000037903	Reconciliation Adjustment		\$460,070.10
10/30/2017	347,114	CMADJ00001323	Cash Account Offset	OIN000037904	Reconciliation Adjustment		\$1,026.13
10/31/2017	347,116	CMADJ00001323	Cash Account Offset	OIN000037906	Reconciliation Adjustment		\$7,651.81
10/31/2017	347,127	GLTRX00045066				\$14,961.58	
11/7/2017	348,326	CMADJ00001329	Cash Account Offset	OIN000038042	Reconciliation Adjustment		\$877.12
11/13/2017	348,327	CMADJ00001329	Cash Account Offset	OIN000038043	Reconciliation Adjustment		\$116,249.88
11/14/2017	348,328	CMADJ00001329	Cash Account Offset	OIN000038044	Reconciliation Adjustment		\$510.43
11/15/2017	348,329	CMADJ00001329	Cash Account Offset	OIN000038045	Reconciliation Adjustment		\$1,800.00
11/16/2017	348,330	CMADJ00001329	Cash Account Offset	OIN000038046	Reconciliation Adjustment		\$1,138.71
11/28/2017	348,331	CMADJ00001329	Cash Account Offset	OIN000038047	Reconciliation Adjustment		\$261,634.50
11/30/2017	348,332	CMADJ00001329	Cash Account Offset	OIN000038048	Reconciliation Adjustment		\$3,951.54
11/30/2017	348,354	GLTRX00045219				\$14,091.63	
12/1/2017	349,711	CMADJ00001335	Cash Account Offset	OIN000038290	Reconciliation Adjustment		\$1,243.72
12/11/2017	349,712	CMADJ00001335	Cash Account Offset	OIN000038291	Reconciliation Adjustment		\$85,972.23
12/12/2017	349,713	CMADJ00001335	Cash Account Offset	OIN000038292	Reconciliation Adjustment		\$10,091.00
12/15/2017	349,714	CMADJ00001335	Cash Account Offset	OIN000038293	Reconciliation Adjustment		\$105.00
12/18/2017	349,715	CMADJ00001335	Cash Account Offset	OIN000038294	Reconciliation Adjustment		\$244,432.97

12/20/2017	349,716	CMADJ00001335	Cash Account Offset	OIN000038295	Reconciliation Adjustment		\$3,731.50		
12/21/2017	349,717	CMADJ00001335	Cash Account Offset	OIN000038296	Reconciliation Adjustment		\$52,678.60		
12/26/2017	349,718	CMADJ00001335	Cash Account Offset	OIN000038297	Reconciliation Adjustment		\$241,869.30		
12/27/2017	349,719	CMADJ00001335	Cash Account Offset	OIN000038298	Reconciliation Adjustment		\$4,862.00		
12/28/2017	349,720	CMADJ00001335	Cash Account Offset	OIN000038299	Reconciliation Adjustment		\$5,864.18		
12/29/2017	349,722	CMADJ00001335	Cash Account Offset	OEX000038301	Reconciliation Adjustment	\$1.99			
12/31/2017	349,820	GLTRX00045400				\$14,185.21			
			Totals:	Account:	132-0029-001	Net Change	Ending Balance		
Account:	132-0049-000		Description:	Cash - Ban 2009	Beginning Balance:	(\$3,677,501.41)	\$18,278,317.03	\$88,254.20	
Trx Date	Jrnl No.	Orig. Audit Trail	Distribution Reference	Orig. Master Number	Orig. Master Name			Debit	
7/31/2017	342,658	CMADJ00001300	Reconcile Bank Statement	INT000037256				Credit	
8/31/2017	344,213	CMADJ00001307	Reconcile Bank Statement	INT000037475					
9/30/2017	345,448	CMADJ00001314	Reconcile Bank Statement	INT000037680					
10/31/2017	347,105	CMADJ00001320	Reconcile Bank Statement	INT000037894					
11/30/2017	348,324	CMADJ00001327	Reconcile Bank Statement	INT000038040					
12/31/2017	349,709	CMADJ00001333	Reconcile Bank Statement	INT000038288					
			Totals:	Account:	132-0049-000	Net Change	Ending Balance		
Account:	132-0052-000		Description:	Capitalized Interest BAN 2017	Beginning Balance:	\$386.90	\$776,163.52	\$386.90	
Trx Date	Jrnl No.	Orig. Audit Trail	Distribution Reference	Orig. Master Number	Orig. Master Name			Debit	
10/2/2017	347,267	GLTRX00045084						Credit	
			Totals:	Account:	132-0052-000	Net Change	Ending Balance		
Account:	132-0060-000		Description:	Investment - Subdistrict A	Beginning Balance:	(\$351,000.00)	\$780,000.00	\$0.00	
Trx Date	Jrnl No.	Orig. Audit Trail	Distribution Reference	Orig. Master Number	Orig. Master Name			Debit	
9/30/2017	345,473	GLTRX00044858						Credit	
12/31/2017	349,814	GLTRX00045396						\$351,000.00	
			Totals:	Account:	132-0060-000	Net Change	Ending Balance		
Account:	132-0061-000		Description:	Investment - Subdistrict B	Beginning Balance:	(\$4,358.70)	\$83,154.60	\$0.00	
Trx Date	Jrnl No.	Orig. Audit Trail	Distribution Reference	Orig. Master Number	Orig. Master Name			Debit	
9/30/2017	345,471	GLTRX00044857						Credit	
12/31/2017	349,812	GLTRX00045395						\$323.20	
			Totals:	Account:	132-0061-000	Net Change	Ending Balance		
Account:	132-0062-000		Description:	Investment - Subdistrict R	Beginning Balance:	(\$1,603.20)	\$30,585.60	\$0.00	
Trx Date	Jrnl No.	Orig. Audit Trail	Distribution Reference	Orig. Master Number	Orig. Master Name			Debit	
9/30/2017	345,465	GLTRX00044854						Credit	
12/31/2017	349,806	GLTRX00045392						\$515.10	
System:	HISTORICAL DETAILED T 10/5/2018		10:45:50 AM	Page:	53	User Date:	10/5/2018	User ID:	skampsen
			Totals:	Account:	132-0062-000	Net Change	Ending Balance		
Account:	132-0063-000		Description:	Investment - Subdistrict RL	Beginning Balance:	(\$2,555.10)	\$48,745.80	\$0.00	
Trx Date	Jrnl No.	Orig. Audit Trail	Distribution Reference	Orig. Master Number	Orig. Master Name			Debit	
9/30/2017	345,476	GLTRX00044860						Credit	
12/31/2017	349,817	GLTRX00045398						\$2,227.05	
			Totals:	Account:	132-0063-000	Net Change	Ending Balance		
Account:	132-0064-000		Description:	Investment - Subdistrict C	Beginning Balance:	\$2,051.55	\$94,090.70	\$2,227.05	
Trx Date	Jrnl No.	Orig. Audit Trail	Distribution Reference	Orig. Master Number	Orig. Master Name			Debit	
8/31/2017	344,227	GLTRX00044673						Credit	
9/30/2017	345,463	GLTRX00044853						\$1,069.14	
12/31/2017	349,804	GLTRX00045391						\$830.40	
			Totals:	Account:	132-0064-000	Net Change	Ending Balance		
Account:	132-0065-000		Description:	Investment - O&M Reserve	Beginning Balance:	(\$1,188.51)	\$160,682.40	\$1,069.14	
Trx Date	Jrnl No.	Orig. Audit Trail	Distribution Reference	Orig. Master Number	Orig. Master Name			Debit	
8/31/2017	344,230	GLTRX00044675						Credit	
9/30/2017	345,467	GLTRX00044855						\$125.00	
12/31/2017	349,809	GLTRX00045393						\$92.50	
			Totals:	Account:	132-0065-000	Net Change	Ending Balance		
Account:			Description:		Beginning Balance:	(\$132.50)	\$250,012.50	\$92.50	
Trx Date	Jrnl No.	Orig. Audit Trail	Distribution Reference	Orig. Master Number	Orig. Master Name			Debit	
8/31/2017	344,230	GLTRX00044675						Credit	
9/30/2017	345,467	GLTRX00044855						\$100.00	
12/31/2017	349,809	GLTRX00045393						\$225.00	

Account:	133-0100-000		Description:	1992/2002 A Bond Reserve Fund	Beginning Balance:	\$3,631,803.21		
Trx Date	Jrnl No.	Orig. Audit Trail	Distribution Reference		Orig. Master Number	Orig. Master Name	Debit	Credit
7/31/2017	342,978	GLTRX00044505					\$1,272.73	
8/11/2017	344,159	GLTRX00044662						\$801,434.00
8/11/2017	344,329	GLTRX00044699					\$801,434.00	
8/11/2017	344,330	CMTRX00008154	Bank Transaction Entry		IAJ000037518			\$801,434.00
8/31/2017	344,389	GLTRX00044705					\$1,272.73	
8/31/2017	344,463	GLTRX00044706						\$1,272.73
8/31/2017	344,464	GLTRX00044707					\$1,553.71	
8/31/2017	344,465	GLTRX00044707						\$1,000.00
9/30/2017	345,768	GLTRX00044892					\$1,367.48	
10/31/2017	347,268	GLTRX00045084					\$1,238.10	
11/30/2017	348,698	GLTRX00045255					\$1,258.60	
12/31/2017	349,729	GLTRX00045387					\$1,278.34	

Totals: Account: 133-0100-000 Net Change (\$794,465.04) Ending Balance \$2,837,338.17 \$810,675.69 \$1,605,140.73

Account:	133-0105-000		Description:	1993 A/2003 C Bond Reserve Fund	Beginning Balance:	\$182,472.98		
Trx Date	Jrnl No.	Orig. Audit Trail	Distribution Reference		Orig. Master Number	Orig. Master Name	Debit	Credit
7/31/2017	342,978	GLTRX00044505					\$7.60	
8/31/2017	344,389	GLTRX00044705					\$7.60	
8/31/2017	344,463	GLTRX00044706						\$7.60
8/31/2017	344,464	GLTRX00044707					\$9.29	
9/30/2017	345,768	GLTRX00044892					\$9.65	
9/30/2017	345,769	GLTRX00044892					\$4,267.00	
10/31/2017	347,268	GLTRX00045084					\$54.83	
11/30/2017	348,698	GLTRX00045255					\$82.93	
12/31/2017	349,729	GLTRX00045387					\$84.24	

Totals: Account: 133-0105-000 Net Change \$4,515.54 Ending Balance \$186,988.52 \$4,523.14 \$7.60

Account:	133-0110-000		Description:	1995 A/2003 C Bond Reserve Fund	Beginning Balance:	\$566,208.00		
Trx Date	Jrnl No.	Orig. Audit Trail	Distribution Reference		Orig. Master Number	Orig. Master Name	Debit	Credit

Totals: Account: 133-0110-000 Net Change \$0.00 Ending Balance \$566,208.00 \$0.00 \$0.00

Account:	133-0115-000		Description:	1995 B/ 2003 C Bond Reserve Fund	Beginning Balance:	\$1,440,734.67		
Trx Date	Jrnl No.	Orig. Audit Trail	Distribution Reference		Orig. Master Number	Orig. Master Name	Debit	Credit
System:			HISTORICAL DETAILED T 10/5/2018	10:45:50 AM	Page:	54	10/5/2018	*No transactions for this account*
N Ky Water District							User ID:	skampsen
7/31/2017	342,978	GLTRX00044505					\$59.32	
8/31/2017	344,389	GLTRX00044705					\$59.32	
8/31/2017	344,463	GLTRX00044706						\$59.32
8/31/2017	344,464	GLTRX00044707					\$72.42	
8/31/2017	344,465	GLTRX00044707						\$250.00
8/31/2017	344,466	GLTRX00044707					\$42,467.53	
9/30/2017	345,768	GLTRX00044892					\$93.75	
10/31/2017	347,268	GLTRX00045084					\$92.51	
11/30/2017	348,698	GLTRX00045255					\$94.03	
12/31/2017	349,729	GLTRX00045387					\$95.51	

Totals: Account: 133-0115-000 Net Change \$42,725.07 Ending Balance \$1,483,459.74 \$43,034.39 \$309.32

Account:	133-0120-000		Description:	1995 C/ 2003 A Bond Reserve Fund	Beginning Balance:	\$191,261.36		
Trx Date	Jrnl No.	Orig. Audit Trail	Distribution Reference		Orig. Master Number	Orig. Master Name	Debit	Credit
7/31/2017	342,978	GLTRX00044505					\$31.10	
8/31/2017	344,389	GLTRX00044705					\$31.10	
8/31/2017	344,463	GLTRX00044706						\$31.10
8/31/2017	344,464	GLTRX00044707					\$3,464.43	
8/31/2017	344,465	GLTRX00044707						\$250.00
8/31/2017	344,466	GLTRX00044707					\$18,911.35	
9/30/2017	345,768	GLTRX00044892					\$49.11	
10/31/2017	347,268	GLTRX00045084					\$48.46	
11/30/2017	348,698	GLTRX00045255					\$81.79	
12/31/2017	349,729	GLTRX00045387					\$96.26	

Totals: Account: 133-0120-000 Net Change \$22,432.50 Ending Balance \$213,693.86 \$22,713.60 \$281.10

Account:	133-0125-000	Description:	2003 A Bond Reserve Fund	Beginning Balance:	\$1,259,725.67			
Trx Date	Jrnl No.	Orig. Audit Trail	Distribution Reference	Orig. Master Number	Orig. Master Name	Debit	Credit	
7/31/2017	342,978	GLTRX00044505				\$51.92		
8/31/2017	344,389	GLTRX00044705				\$51.92		
8/31/2017	344,463	GLTRX00044706					\$51.92	
8/31/2017	344,464	GLTRX00044707				\$63.37		
8/31/2017	344,465	GLTRX00044707					\$250.00	
9/30/2017	345,768	GLTRX00044892				\$65.58		
9/30/2017	345,769	GLTRX00044892				\$3,400.00		
10/31/2017	347,268	GLTRX00045084				\$370.86		
11/30/2017	348,698	GLTRX00045255				\$560.94		
12/31/2017	349,729	GLTRX00045387				\$569.75		

Totals: Account: 133-0125-000 Net Change \$4,832.42 Ending Balance \$1,264,558.09 \$5,134.34 \$301.92

Account:	133-0130-000	Description:	1997 Bond Reserve Fund	Beginning Balance:	\$1,235,959.14			
Trx Date	Jrnl No.	Orig. Audit Trail	Distribution Reference	Orig. Master Number	Orig. Master Name	Debit	Credit	
7/31/2017	342,978	GLTRX00044505				\$50.93		
8/31/2017	344,389	GLTRX00044705				\$50.93		
8/31/2017	344,463	GLTRX00044706					\$50.93	
8/31/2017	344,464	GLTRX00044707				\$62.23		
8/31/2017	344,466	GLTRX00044707				\$36,425.20		
9/30/2017	345,768	GLTRX00044892				\$80.10		
10/31/2017	347,268	GLTRX00045084				\$79.53		
11/30/2017	348,698	GLTRX00045255				\$80.84		
12/31/2017	349,729	GLTRX00045387				\$82.09		
12/31/2017	351,811	GLTRX00045679				\$30,146.00		
12/31/2017	351,812	GLTRX00045680					\$30,146.00	
12/31/2017	351,813	GLTRX00045681					\$30,146.00	

Totals: Account: 133-0130-000 Net Change \$67,006.92 Ending Balance \$1,302,966.06 \$97,203.85 \$30,196.93

Account:	133-0135-000	Description:	1998 Bond Reserve Fund	Beginning Balance:	\$829,275.58				
Trx Date	Jrnl No.	Orig. Audit Trail	Distribution Reference	Orig. Master Number	Orig. Master Name	Debit	Credit		
7/31/2017	342,978	GLTRX00044505				\$34.03			
8/31/2017	344,389	GLTRX00044705				\$34.03			
8/31/2017	344,463	GLTRX00044706					\$34.03		
8/31/2017	344,464	GLTRX00044707				\$41.55			
8/31/2017	344,465	GLTRX00044707					\$250.00		
8/31/2017	344,466	GLTRX00044707				\$24,453.34			
9/30/2017	345,768	GLTRX00044892				\$53.80			
System:	HISTORICAL DETAILED T 10/5/2018		10:45:50 AM	Page:	55	User Date:	10/5/2018	User ID:	skampsen
N Ky Water District									
10/31/2017	347,268	GLTRX00045084				\$53.08			
11/30/2017	348,698	GLTRX00045255				\$53.95			
12/31/2017	349,729	GLTRX00045387				\$54.79			

Totals: Account: 133-0135-000 Net Change \$24,494.54 Ending Balance \$853,770.12 \$24,778.57 \$284.03

Account:	133-0150-000	Description:	2001 Bond Reserve Fund	Beginning Balance:	\$979,846.38			
Trx Date	Jrnl No.	Orig. Audit Trail	Distribution Reference	Orig. Master Number	Orig. Master Name	Debit	Credit	
7/31/2017	342,978	GLTRX00044505				\$343.36		
8/31/2017	344,389	GLTRX00044705				\$343.36		
8/31/2017	344,463	GLTRX00044706					\$343.36	
8/31/2017	344,464	GLTRX00044707				\$419.17		
9/30/2017	345,768	GLTRX00044892				\$434.53		
10/31/2017	347,268	GLTRX00045084				\$428.68		
11/30/2017	348,698	GLTRX00045255				\$435.77		
12/31/2017	349,729	GLTRX00045387				\$442.59		

Totals: Account: 133-0150-000 Net Change \$2,504.10 Ending Balance \$982,350.48 \$2,847.46 \$343.36

Account:	133-0155-000	Description:	2003 B Bond Reserve Fund	Beginning Balance:	\$2,456,139.67			
Trx Date	Jrnl No.	Orig. Audit Trail	Distribution Reference	Orig. Master Number	Orig. Master Name	Debit	Credit	
7/31/2017	342,978	GLTRX00044505				\$61.90		
7/31/2017	342,979	GLTRX00044505				\$44,531.17		
8/31/2017	344,389	GLTRX00044705				\$61.90		
8/31/2017	344,463	GLTRX00044706					\$61.90	

8/31/2017	344,464	GLTRX00044707							\$204.92	
9/30/2017	345,768	GLTRX00044892							\$98.14	
10/31/2017	347,268	GLTRX00045084							\$96.81	
11/30/2017	348,698	GLTRX00045255							\$98.40	
12/31/2017	349,729	GLTRX00045387							\$99.96	
12/31/2017	351,811	GLTRX00045679							\$37,109.31	
12/31/2017	351,812	GLTRX00045680								\$37,109.31
12/31/2017	351,813	GLTRX00045681								\$37,109.31

Totals: Account: 133-0155-000 Net Change \$82,300.61 Ending Balance \$2,538,440.28 \$119,471.82 \$37,171.21

Account:	133-0160-000		Description:	2004 A Bond Reserve Fund	Beginning Balance:	\$738,611.27				
Trx Date	Jrnl No.	Orig. Audit Trail	Distribution Reference		Orig. Master Number	Orig. Master Name			Debit	Credit
7/31/2017	342,978	GLTRX00044505							\$20.70	
8/31/2017	344,389	GLTRX00044705							\$20.70	
8/31/2017	344,463	GLTRX00044706								\$20.70
8/31/2017	344,464	GLTRX00044707							\$25.26	
8/31/2017	344,465	GLTRX00044707								\$125.00
8/31/2017	344,466	GLTRX00044707							\$15,403.06	
9/30/2017	345,768	GLTRX00044892							\$32.73	
10/31/2017	347,268	GLTRX00045084							\$32.51	
11/30/2017	348,698	GLTRX00045255							\$33.03	
12/31/2017	349,729	GLTRX00045387							\$33.55	
12/31/2017	351,811	GLTRX00045679							\$12,731.72	
12/31/2017	351,812	GLTRX00045680								\$12,731.72
12/31/2017	351,813	GLTRX00045681								\$12,731.72

Totals: Account: 133-0160-000 Net Change \$28,187.56 Ending Balance \$766,798.83 \$41,064.98 \$12,877.42

Account:	133-0165-000		Description:	Bond 2006 Reserve Fund	Beginning Balance:	\$697,671.68				
Trx Date	Jrnl No.	Orig. Audit Trail	Distribution Reference		Orig. Master Number	Orig. Master Name			Debit	Credit
7/31/2017	342,978	GLTRX00044505							\$244.50	
8/31/2017	344,389	GLTRX00044705							\$244.50	
8/31/2017	344,463	GLTRX00044706								\$244.50
8/31/2017	344,464	GLTRX00044707							\$298.46	
9/30/2017	345,768	GLTRX00044892							\$309.39	
10/31/2017	347,268	GLTRX00045084							\$305.22	
11/30/2017	348,698	GLTRX00045255							\$310.28	
12/31/2017	349,729	GLTRX00045387							\$315.15	

Totals: Account: 133-0165-000 Net Change \$1,783.00 Ending Balance \$699,454.68 \$2,027.50 \$244.50

System: HISTORICAL DETAILED T 10/5/2018 10:45:50 AM Page: 56 User Date: 10/5/2018 User ID: skampsen

Account:	133-0166-000		Description:	Bond Reserve Transfers Holding	Beginning Balance:	\$89.58				
Trx Date	Jrnl No.	Orig. Audit Trail	Distribution Reference	Bank Transaction Entry	Orig. Master Number	Orig. Master Name			Debit	Credit
7/18/2017	341,866	CMTRX00008101			DAJ000037096	BONY			\$3,673,837.51	
8/1/2017	344,467	GLTRX00044707								\$3,673,837.51
8/31/2017	344,387	GLTRX00044705							\$3,184.09	
8/31/2017	344,388	GLTRX00044705							\$99.48	
10/31/2017	347,269	GLTRX00045085							\$0.01	

Totals: Account: 133-0166-000 Net Change \$3,283.58 Ending Balance \$3,373.16 \$3,677,121.09 \$3,673,837.51

Account:	133-0170-000		Description:	2009 Bond Reserve Fund	Beginning Balance:	\$2,000,115.78				
Trx Date	Jrnl No.	Orig. Audit Trail	Distribution Reference		Orig. Master Number	Orig. Master Name			Debit	Credit
7/31/2017	342,978	GLTRX00044505							\$700.91	
8/31/2017	344,389	GLTRX00044705							\$700.91	
8/31/2017	344,463	GLTRX00044706								\$700.91
8/31/2017	344,464	GLTRX00044707							\$855.66	
9/30/2017	345,768	GLTRX00044892							\$886.99	
10/31/2017	347,268	GLTRX00045084							\$875.02	
11/30/2017	348,698	GLTRX00045255							\$889.50	
12/31/2017	349,729	GLTRX00045387							\$903.41	

Totals: Account: 133-0170-000 Net Change \$5,111.49 Ending Balance \$2,005,227.27 \$5,812.40 \$700.91

Account:	133-0175-000		Description:	2011 Bond Reserve Fund	Beginning Balance:	\$955,115.11				
Trx Date	Jrnl No.	Orig. Audit Trail	Distribution Reference		Orig. Master Number	Orig. Master Name			Debit	Credit



7/31/2017	342,978	GLTRX00044505					\$302.14	
8/31/2017	344,389	GLTRX00044705					\$302.14	
8/31/2017	344,463	GLTRX00044706						\$302.14
8/31/2017	344,464	GLTRX00044707					\$376.41	
9/30/2017	345,768	GLTRX00044892					\$379.82	
10/31/2017	347,268	GLTRX00045084					\$382.05	
11/30/2017	348,698	GLTRX00045255					\$420.48	
12/31/2017	349,729	GLTRX00045387					\$439.20	

Totals: Account: 133-0175-000 Net Change \$2,300.10 Ending Balance \$957,415.21 \$2,602.24 \$302.14

Account:	133-0180-000		Description:	2013 Bond Reserve Fund	Beginning Balance:	\$1,731,142.92		
Trx Date	Jrnl No.	Orig. Audit Trail	Distribution Reference	Orig. Master Number	Orig. Master Name		Debit	Credit
7/31/2017	342,978	GLTRX00044505					\$606.65	
8/31/2017	344,389	GLTRX00044705					\$606.65	
8/31/2017	344,463	GLTRX00044706						\$606.65
8/31/2017	344,464	GLTRX00044707					\$740.57	
9/30/2017	345,768	GLTRX00044892					\$767.71	
10/31/2017	347,268	GLTRX00045084					\$757.35	
11/30/2017	348,698	GLTRX00045255					\$769.88	
12/31/2017	349,729	GLTRX00045387					\$781.92	

Totals: Account: 133-0180-000 Net Change \$4,424.08 Ending Balance \$1,735,567.00 \$5,030.73 \$606.65

Account:	142-0001-000		Description:	Accounts Receivable-Water Sales	Beginning Balance:	\$4,858,960.08		
Trx Date	Jrnl No.	Orig. Audit Trail	Distribution Reference	Orig. Master Number	Orig. Master Name		Debit	Credit
7/1/2017	342,841	CMTRX00008124	Bank Transaction Entry	DAJ000037266			\$178,485.90	
7/3/2017	342,143	CMTRX00008103	Bank Transaction Entry	RCT000037099				\$47,481.28
7/3/2017	342,144	CMTRX00008103	Bank Transaction Entry	RCT000037100				\$59,873.41
7/3/2017	342,145	CMTRX00008103	Bank Transaction Entry	RCT000037101				\$2,751.86
7/3/2017	342,146	CMTRX00008103	Bank Transaction Entry	RCT000037102				\$14,412.79
7/3/2017	342,147	CMTRX00008103	Bank Transaction Entry	RCT000037103				\$3,047.59
7/3/2017	342,148	CMTRX00008103	Bank Transaction Entry	RCT000037104				\$178,485.90
7/3/2017	342,149	CMTRX00008103	Bank Transaction Entry	RCT000037105				\$1,253.20
7/5/2017	342,150	CMTRX00008104	Bank Transaction Entry	RCT000037106				\$20,331.30
7/5/2017	342,151	CMTRX00008104	Bank Transaction Entry	RCT000037107				\$14,708.76
7/5/2017	342,152	CMTRX00008104	Bank Transaction Entry	RCT000037108				\$1,847.54
7/5/2017	342,153	CMTRX00008104	Bank Transaction Entry	RCT000037109				\$9,424.77
7/5/2017	342,154	CMTRX00008104	Bank Transaction Entry	RCT000037110				\$5,526.10
7/5/2017	342,155	CMTRX00008104	Bank Transaction Entry	RCT000037111				\$212,591.05
7/5/2017	342,156	CMTRX00008104	Bank Transaction Entry	RCT000037112				\$419.58
7/5/2017	342,157	CMTRX00008104	Bank Transaction Entry	RCT000037113				\$3,165.72

System: HISTORICAL DETAILED T 10/5/2018 Page: 57 User Date: 10/5/2018 User ID: skampsen

N Ky Water District								
7/6/2017	342,158	CMTRX00008105	Bank Transaction Entry	RCT000037114				\$32,648.22
7/6/2017	342,159	CMTRX00008105	Bank Transaction Entry	RCT000037115				\$31,451.49
7/6/2017	342,160	CMTRX00008105	Bank Transaction Entry	RCT000037116				\$1,048.90
7/6/2017	342,161	CMTRX00008105	Bank Transaction Entry	RCT000037117				\$7,932.13
7/6/2017	342,162	CMTRX00008105	Bank Transaction Entry	RCT000037118				\$4,451.14
7/6/2017	342,163	CMTRX00008105	Bank Transaction Entry	RCT000037119				\$301,518.98
7/6/2017	342,164	CMTRX00008105	Bank Transaction Entry	RCT000037120				\$38,274.04
7/6/2017	342,165	CMTRX00008105	Bank Transaction Entry	RCT000037121				\$2,757.74
7/6/2017	342,858	CMTRX00008124	Bank Transaction Entry	DAJ000037283			\$1.00	
7/6/2017	342,859	CMTRX00008124	Bank Transaction Entry	DAJ000037284			\$2.00	
7/6/2017	342,861	CMTRX00008124	Bank Transaction Entry	IAJ000037286				\$25.00
7/7/2017	342,166	CMTRX00008106	Bank Transaction Entry	RCT000037122				\$37,152.22
7/7/2017	342,167	CMTRX00008106	Bank Transaction Entry	RCT000037123				\$23,208.52
7/7/2017	342,168	CMTRX00008106	Bank Transaction Entry	RCT000037124				\$836.25
7/7/2017	342,169	CMTRX00008106	Bank Transaction Entry	RCT000037125				\$15,039.87
7/7/2017	342,170	CMTRX00008106	Bank Transaction Entry	RCT000037126				\$3,109.68
7/7/2017	342,171	CMTRX00008106	Bank Transaction Entry	RCT000037127				\$271,147.82
7/7/2017	342,172	CMTRX00008106	Bank Transaction Entry	RCT000037128				\$2,730.94
7/10/2017	342,173	CMTRX00008107	Bank Transaction Entry	RCT000037129				\$76,150.26
7/10/2017	342,174	CMTRX00008107	Bank Transaction Entry	RCT000037130				\$63,126.20
7/10/2017	342,175	CMTRX00008107	Bank Transaction Entry	RCT000037131				\$5,900.80
7/10/2017	342,176	CMTRX00008107	Bank Transaction Entry	RCT000037132				\$35,342.22

7/10/2017	342,177	CMTRX00008107	Bank Transaction Entry	RCT000037133		\$3,877.77	
7/10/2017	342,178	CMTRX00008107	Bank Transaction Entry	RCT000037134		\$246,591.55	
7/10/2017	342,179	CMTRX00008107	Bank Transaction Entry	RCT000037135		\$5,882.28	
7/10/2017	342,180	CMTRX00008107	Bank Transaction Entry	RCT000037136		\$25,857.31	
7/10/2017	342,862	CMTRX00008124	Bank Transaction Entry	DAJ000037287	\$728.21		
7/11/2017	342,181	CMTRX00008108	Bank Transaction Entry	RCT000037137		\$17,007.14	
7/11/2017	342,182	CMTRX00008108	Bank Transaction Entry	RCT000037138		\$10,160.53	
7/11/2017	342,183	CMTRX00008108	Bank Transaction Entry	RCT000037139		\$1,442.24	
7/11/2017	342,184	CMTRX00008108	Bank Transaction Entry	RCT000037140		\$6,366.92	
7/11/2017	342,185	CMTRX00008108	Bank Transaction Entry	RCT000037141		\$3,937.95	
7/11/2017	342,186	CMTRX00008108	Bank Transaction Entry	RCT000037142		\$66,415.03	
7/11/2017	342,187	CMTRX00008108	Bank Transaction Entry	RCT000037143		\$18,275.86	
7/11/2017	342,188	CMTRX00008108	Bank Transaction Entry	RCT000037144		\$4,464.23	
7/11/2017	342,860	CMTRX00008124	Bank Transaction Entry	DAJ000037285	\$50.00		
7/12/2017	342,189	CMTRX00008109	Bank Transaction Entry	RCT000037145		\$31,135.58	
7/12/2017	342,190	CMTRX00008109	Bank Transaction Entry	RCT000037146		\$27,251.07	
7/12/2017	342,191	CMTRX00008109	Bank Transaction Entry	RCT000037147		\$2,101.52	
7/12/2017	342,192	CMTRX00008109	Bank Transaction Entry	RCT000037148		\$13,490.86	
7/12/2017	342,193	CMTRX00008109	Bank Transaction Entry	RCT000037149		\$3,560.42	
7/12/2017	342,194	CMTRX00008109	Bank Transaction Entry	RCT000037150		\$102,746.46	
7/12/2017	342,195	CMTRX00008109	Bank Transaction Entry	RCT000037151		\$4,325.36	
7/13/2017	342,196	CMTRX00008110	Bank Transaction Entry	RCT000037152		\$31,457.35	
7/13/2017	342,197	CMTRX00008110	Bank Transaction Entry	RCT000037153		\$21,095.92	
7/13/2017	342,198	CMTRX00008110	Bank Transaction Entry	RCT000037154		\$3,068.19	
7/13/2017	342,199	CMTRX00008110	Bank Transaction Entry	RCT000037155		\$33,718.00	
7/13/2017	342,200	CMTRX00008110	Bank Transaction Entry	RCT000037156		\$1,660.53	
7/13/2017	342,201	CMTRX00008110	Bank Transaction Entry	RCT000037157		\$20,963.98	
7/13/2017	342,202	CMTRX00008110	Bank Transaction Entry	RCT000037158		\$21,491.07	
7/13/2017	342,203	CMTRX00008110	Bank Transaction Entry	RCT000037159		\$2,933.72	
7/14/2017	342,204	CMTRX00008111	Bank Transaction Entry	RCT000037160		\$19,345.18	
7/14/2017	342,205	CMTRX00008111	Bank Transaction Entry	RCT000037161		\$34,507.55	
7/14/2017	342,206	CMTRX00008111	Bank Transaction Entry	RCT000037162		\$398.68	
7/14/2017	342,207	CMTRX00008111	Bank Transaction Entry	RCT000037163		\$8,010.64	
7/14/2017	342,208	CMTRX00008111	Bank Transaction Entry	RCT000037164		\$2,406.57	
7/14/2017	342,209	CMTRX00008111	Bank Transaction Entry	RCT000037165		\$150,217.09	
7/14/2017	342,210	CMTRX00008111	Bank Transaction Entry	RCT000037166		\$1,529.72	
7/17/2017	342,295	CMTRX00008113	Bank Transaction Entry	RCT000037168		\$47,973.68	
7/17/2017	342,296	CMTRX00008113	Bank Transaction Entry	RCT000037169		\$36,084.11	
7/17/2017	342,297	CMTRX00008113	Bank Transaction Entry	RCT000037170		\$1,429.42	
7/17/2017	342,298	CMTRX00008113	Bank Transaction Entry	RCT000037171		\$15,496.39	
7/17/2017	342,299	CMTRX00008113	Bank Transaction Entry	RCT000037172		\$2,788.90	
7/17/2017	342,300	CMTRX00008113	Bank Transaction Entry	RCT000037173		\$100,983.68	
7/17/2017	342,301	CMTRX00008113	Bank Transaction Entry	RCT000037174		\$335.27	
7/17/2017	342,302	CMTRX00008113	Bank Transaction Entry	RCT000037175		\$2,033.11	
7/17/2017	342,863	CMTRX00008124	Bank Transaction Entry	DAJ000037288	\$1,091.41		
7/17/2017	343,589	GLTRX00044582			\$250.00		
7/18/2017	342,332	CMTRX00008114	Bank Transaction Entry	RCT000037176		\$16,777.37	
7/18/2017	342,333	CMTRX00008114	Bank Transaction Entry	RCT000037177		\$10,362.27	
7/18/2017	342,334	CMTRX00008114	Bank Transaction Entry	RCT000037178		\$1,218.07	
7/18/2017	342,335	CMTRX00008114	Bank Transaction Entry	RCT000037179		\$8,498.70	
7/18/2017	342,336	CMTRX00008114	Bank Transaction Entry	RCT000037180		\$4,701.88	
7/18/2017	342,337	CMTRX00008114	Bank Transaction Entry	RCT000037181		\$450,827.09	
System:	HISTORICAL DETAILED T	10/5/2018	10:45:50 AM	Page:	58	User Date: 10/5/2018	User ID: skampsen
N Ky Water District							
7/18/2017	342,338	CMTRX00008114	Bank Transaction Entry	RCT000037182		\$33,237.04	
7/18/2017	342,339	CMTRX00008114	Bank Transaction Entry	RCT000037183		\$3,689.13	
7/19/2017	342,340	CMTRX00008115	Bank Transaction Entry	RCT000037184		\$38,940.34	
7/19/2017	342,341	CMTRX00008115	Bank Transaction Entry	RCT000037185		\$30,930.78	
7/19/2017	342,342	CMTRX00008115	Bank Transaction Entry	RCT000037186		\$3,778.54	
7/19/2017	342,343	CMTRX00008115	Bank Transaction Entry	RCT000037187		\$13,632.37	
7/19/2017	342,344	CMTRX00008115	Bank Transaction Entry	RCT000037188		\$1,573.85	
7/19/2017	342,345	CMTRX00008115	Bank Transaction Entry	RCT000037189		\$280,407.50	
7/19/2017	342,346	CMTRX00008115	Bank Transaction Entry	RCT000037190		\$2,101.38	
7/19/2017	342,347	CMTRX00008115	Bank Transaction Entry	RCT000037191		\$3,540.09	

7/20/2017	342,348	CMTRX00008116	Bank Transaction Entry	RCT000037192		\$19,904.66
7/20/2017	342,349	CMTRX00008116	Bank Transaction Entry	RCT000037193		\$25,001.61
7/20/2017	342,350	CMTRX00008116	Bank Transaction Entry	RCT000037194		\$324.12
7/20/2017	342,351	CMTRX00008116	Bank Transaction Entry	RCT000037195		\$8,190.87
7/20/2017	342,352	CMTRX00008116	Bank Transaction Entry	RCT000037196		\$4,348.10
7/20/2017	342,353	CMTRX00008116	Bank Transaction Entry	RCT000037197		\$69,583.19
7/20/2017	342,354	CMTRX00008116	Bank Transaction Entry	RCT000037198		\$1,786.53
7/21/2017	342,355	CMTRX00008117	Bank Transaction Entry	RCT000037199		\$21,791.88
7/21/2017	342,356	CMTRX00008117	Bank Transaction Entry	RCT000037200		\$13,529.11
7/21/2017	342,357	CMTRX00008117	Bank Transaction Entry	RCT000037201		\$262.12
7/21/2017	342,358	CMTRX00008117	Bank Transaction Entry	RCT000037202		\$6,277.92
7/21/2017	342,359	CMTRX00008117	Bank Transaction Entry	RCT000037203		\$999.96
7/21/2017	342,360	CMTRX00008117	Bank Transaction Entry	RCT000037204		\$104,351.56
7/21/2017	342,361	CMTRX00008117	Bank Transaction Entry	RCT000037205		\$1,123.22
7/24/2017	342,362	CMTRX00008118	Bank Transaction Entry	RCT000037206		\$41,775.44
7/24/2017	342,363	CMTRX00008118	Bank Transaction Entry	RCT000037207		\$30,194.05
7/24/2017	342,364	CMTRX00008118	Bank Transaction Entry	RCT000037208		\$1,547.29
7/24/2017	342,365	CMTRX00008118	Bank Transaction Entry	RCT000037209		\$12,935.79
7/24/2017	342,366	CMTRX00008118	Bank Transaction Entry	RCT000037210		\$2,736.59
7/24/2017	342,367	CMTRX00008118	Bank Transaction Entry	RCT000037211		\$192,089.90
7/24/2017	342,368	CMTRX00008118	Bank Transaction Entry	RCT000037212		\$7,649.27
7/24/2017	342,369	CMTRX00008118	Bank Transaction Entry	RCT000037213		\$1,886.16
7/24/2017	342,857	CMTRX00008124	Bank Transaction Entry	DAJ000037282	\$0.75	
7/25/2017	342,616	CMTRX00008119	Bank Transaction Entry	RCT000037214		\$16,116.51
7/25/2017	342,617	CMTRX00008119	Bank Transaction Entry	RCT000037215		\$11,255.81
7/25/2017	342,618	CMTRX00008119	Bank Transaction Entry	RCT000037216		\$716.92
7/25/2017	342,619	CMTRX00008119	Bank Transaction Entry	RCT000037217		\$6,542.89
7/25/2017	342,620	CMTRX00008119	Bank Transaction Entry	RCT000037218		\$2,275.99
7/25/2017	342,621	CMTRX00008119	Bank Transaction Entry	RCT000037219		\$90,016.46
7/25/2017	342,622	CMTRX00008119	Bank Transaction Entry	RCT000037220		\$5,004.51
7/25/2017	342,623	CMTRX00008119	Bank Transaction Entry	RCT000037221		\$1,916.36
7/25/2017	342,864	CMTRX00008124	Bank Transaction Entry	DAJ000037289	\$323.44	
7/26/2017	342,624	CMTRX00008120	Bank Transaction Entry	RCT000037222		\$28,337.14
7/26/2017	342,625	CMTRX00008120	Bank Transaction Entry	RCT000037223		\$21,317.59
7/26/2017	342,626	CMTRX00008120	Bank Transaction Entry	RCT000037224		\$1,096.47
7/26/2017	342,627	CMTRX00008120	Bank Transaction Entry	RCT000037225		\$13,374.94
7/26/2017	342,628	CMTRX00008120	Bank Transaction Entry	RCT000037226		\$946.86
7/26/2017	342,629	CMTRX00008120	Bank Transaction Entry	RCT000037227		\$103,033.56
7/26/2017	342,630	CMTRX00008120	Bank Transaction Entry	RCT000037228		\$22,478.61
7/26/2017	342,631	CMTRX00008120	Bank Transaction Entry	RCT000037229		\$2,647.51
7/27/2017	342,632	CMTRX00008121	Bank Transaction Entry	RCT000037230		\$29,399.56
7/27/2017	342,633	CMTRX00008121	Bank Transaction Entry	RCT000037231		\$20,512.98
7/27/2017	342,634	CMTRX00008121	Bank Transaction Entry	RCT000037232		\$2,813.20
7/27/2017	342,635	CMTRX00008121	Bank Transaction Entry	RCT000037233		\$14,669.46
7/27/2017	342,636	CMTRX00008121	Bank Transaction Entry	RCT000037234		\$3,003.28
7/27/2017	342,637	CMTRX00008121	Bank Transaction Entry	RCT000037235		\$83,629.58
7/27/2017	342,638	CMTRX00008121	Bank Transaction Entry	RCT000037236		\$53,848.37
7/28/2017	342,639	CMTRX00008122	Bank Transaction Entry	RCT000037237		\$21,928.59
7/28/2017	342,640	CMTRX00008122	Bank Transaction Entry	RCT000037238		\$21,534.53
7/28/2017	342,641	CMTRX00008122	Bank Transaction Entry	RCT000037239		\$788.25
7/28/2017	342,642	CMTRX00008122	Bank Transaction Entry	RCT000037240		\$9,012.05
7/28/2017	342,643	CMTRX00008122	Bank Transaction Entry	RCT000037241		\$2,901.51
7/28/2017	342,644	CMTRX00008122	Bank Transaction Entry	RCT000037242		\$59,706.41
7/28/2017	342,645	CMTRX00008122	Bank Transaction Entry	RCT000037243		\$2,502.89
7/31/2017	342,646	CMTRX00008123	Bank Transaction Entry	RCT000037244		\$58,762.52
7/31/2017	342,647	CMTRX00008123	Bank Transaction Entry	RCT000037245		\$34,313.11
7/31/2017	342,648	CMTRX00008123	Bank Transaction Entry	RCT000037246		\$3,040.17
7/31/2017	342,649	CMTRX00008123	Bank Transaction Entry	RCT000037247		\$23,545.13
7/31/2017	342,650	CMTRX00008123	Bank Transaction Entry	RCT000037248		\$2,738.87
7/31/2017	342,651	CMTRX00008123	Bank Transaction Entry	RCT000037249		\$64,564.51
7/31/2017	342,652	CMTRX00008123	Bank Transaction Entry	RCT000037250		\$19,224.79
7/31/2017	342,653	CMTRX00008123	Bank Transaction Entry	RCT000037251		\$1,843.50
7/31/2017	342,660	GLTRX00044465			\$4,373,393.99	
7/31/2017	342,661	GLTRX00044465				\$34,729.75

System:	HISTORICAL DETAILED T 10/5/2018	10:45:50 AM	Page:	59	User Date:	10/5/2018	User ID:	skampsen
7/31/2017	342,662	GLTRX00044465					\$1,140.00	
7/31/2017	342,843	CMTRX00008124	Bank Transaction Entry	IAJ000037268				\$207,454.24
7/31/2017	342,853	CMTRX00008124	Bank Transaction Entry	DAJ000037278		\$2,065.89		
7/31/2017	342,865	CMTRX00008124	Bank Transaction Entry	DAJ000037290		\$77,493.37		
8/1/2017	343,160	CMTRX00008126	Bank Transaction Entry	RCT000037292				\$21,443.24
8/1/2017	343,161	CMTRX00008126	Bank Transaction Entry	RCT000037293				\$11,820.99
8/1/2017	343,162	CMTRX00008126	Bank Transaction Entry	RCT000037294				\$786.75
8/1/2017	343,163	CMTRX00008126	Bank Transaction Entry	RCT000037295				\$5,776.71
8/1/2017	343,164	CMTRX00008126	Bank Transaction Entry	RCT000037296				\$2,019.11
8/1/2017	343,165	CMTRX00008126	Bank Transaction Entry	RCT000037297				\$207,454.24
8/1/2017	343,166	CMTRX00008126	Bank Transaction Entry	RCT000037298				\$93.97
8/1/2017	343,167	CMTRX00008126	Bank Transaction Entry	RCT000037299				\$7,055.38
8/1/2017	344,164	GLTRX00044664				\$500.00		
8/1/2017	344,164	GLTRX00044664				\$500.00		
8/1/2017	344,164	GLTRX00044664				\$125.00		
8/1/2017	344,294	CMTRX00008153	Bank Transaction Entry	DAJ000037489		\$207,454.24		
8/1/2017	344,315	CMTRX00008153	Bank Transaction Entry	IAJ000037510				\$77,493.37
8/1/2017	344,316	CMTRX00008153	Bank Transaction Entry	DAJ000037511		\$262.88		
8/2/2017	343,168	CMTRX00008127	Bank Transaction Entry	RCT000037300				\$25,318.67
8/2/2017	343,169	CMTRX00008127	Bank Transaction Entry	RCT000037301				\$14,441.06
8/2/2017	343,170	CMTRX00008127	Bank Transaction Entry	RCT000037302				\$1,011.98
8/2/2017	343,171	CMTRX00008127	Bank Transaction Entry	RCT000037303				\$10,215.50
8/2/2017	343,172	CMTRX00008127	Bank Transaction Entry	RCT000037304				\$3,875.58
8/2/2017	343,173	CMTRX00008127	Bank Transaction Entry	RCT000037305				\$30.36
8/2/2017	343,174	CMTRX00008127	Bank Transaction Entry	RCT000037306				\$2,132.12
8/3/2017	343,175	CMTRX00008128	Bank Transaction Entry	RCT000037307				\$23,857.57
8/3/2017	343,176	CMTRX00008128	Bank Transaction Entry	RCT000037308				\$19,191.99
8/3/2017	343,177	CMTRX00008128	Bank Transaction Entry	RCT000037309				\$1,144.05
8/3/2017	343,178	CMTRX00008128	Bank Transaction Entry	RCT000037310				\$10,984.26
8/3/2017	343,179	CMTRX00008128	Bank Transaction Entry	RCT000037311				\$1,762.61
8/3/2017	343,180	CMTRX00008128	Bank Transaction Entry	RCT000037312				\$2,091.89
8/4/2017	343,181	CMTRX00008129	Bank Transaction Entry	RCT000037313				\$15,982.36
8/4/2017	343,182	CMTRX00008129	Bank Transaction Entry	RCT000037314				\$11,349.77
8/4/2017	343,183	CMTRX00008129	Bank Transaction Entry	RCT000037315				\$999.45
8/4/2017	343,184	CMTRX00008129	Bank Transaction Entry	RCT000037316				\$5,169.22
8/4/2017	343,185	CMTRX00008129	Bank Transaction Entry	RCT000037317				\$3,615.71
8/4/2017	343,186	CMTRX00008129	Bank Transaction Entry	RCT000037318				\$33,791.83
8/4/2017	343,187	CMTRX00008129	Bank Transaction Entry	RCT000037319				\$5,948.34
8/7/2017	343,188	CMTRX00008130	Bank Transaction Entry	RCT000037320				\$63,198.80
8/7/2017	343,189	CMTRX00008130	Bank Transaction Entry	RCT000037321				\$41,628.87
8/7/2017	343,190	CMTRX00008130	Bank Transaction Entry	RCT000037322				\$1,629.69
8/7/2017	343,191	CMTRX00008130	Bank Transaction Entry	RCT000037323				\$18,893.99
8/7/2017	343,192	CMTRX00008130	Bank Transaction Entry	RCT000037324				\$2,564.92
8/7/2017	343,194	CMTRX00008130	Bank Transaction Entry	RCT000037326				\$574,601.69
8/7/2017	343,195	CMTRX00008130	Bank Transaction Entry	RCT000037327				\$6,974.50
8/7/2017	343,196	CMTRX00008130	Bank Transaction Entry	RCT000037328				\$2,143.18
8/8/2017	343,526	CMTRX00008132	Bank Transaction Entry	RCT000037330				\$15,493.81
8/8/2017	343,527	CMTRX00008132	Bank Transaction Entry	RCT000037331				\$12,706.59
8/8/2017	343,528	CMTRX00008132	Bank Transaction Entry	RCT000037332				\$520.75
8/8/2017	343,529	CMTRX00008132	Bank Transaction Entry	RCT000037333				\$6,442.36
8/8/2017	343,530	CMTRX00008132	Bank Transaction Entry	RCT000037334				\$7,785.84
8/8/2017	343,532	CMTRX00008132	Bank Transaction Entry	RCT000037336				\$160,079.51
8/8/2017	343,533	CMTRX00008132	Bank Transaction Entry	RCT000037337				\$11,698.48
8/8/2017	343,534	CMTRX00008132	Bank Transaction Entry	RCT000037338				\$4,023.18
8/8/2017	344,295	CMTRX00008153	Bank Transaction Entry	IAJ000037490				\$0.02
8/8/2017	344,593	GLTRX00044740						\$1,523.15
8/9/2017	343,535	CMTRX00008133	Bank Transaction Entry	RCT000037339				\$40,171.88
8/9/2017	343,536	CMTRX00008133	Bank Transaction Entry	RCT000037340				\$25,242.93
8/9/2017	343,537	CMTRX00008133	Bank Transaction Entry	RCT000037341				\$2,613.95
8/9/2017	343,538	CMTRX00008133	Bank Transaction Entry	RCT000037342				\$12,155.65
8/9/2017	343,539	CMTRX00008133	Bank Transaction Entry	RCT000037343				\$3,806.54
8/9/2017	343,540	CMTRX00008133	Bank Transaction Entry	RCT000037344				\$68,325.25

8/9/2017	343,541	CMTRX00008133	Bank Transaction Entry	RCT000037345		\$33,571.75			
8/10/2017	343,542	CMTRX00008134	Bank Transaction Entry	RCT000037346		\$18,943.71			
8/10/2017	343,543	CMTRX00008134	Bank Transaction Entry	RCT000037347		\$19,737.85			
8/10/2017	343,544	CMTRX00008134	Bank Transaction Entry	RCT000037348		\$686.80			
8/10/2017	343,545	CMTRX00008134	Bank Transaction Entry	RCT000037349		\$6,629.05			
8/10/2017	343,546	CMTRX00008134	Bank Transaction Entry	RCT000037350		\$4,015.75			
8/10/2017	343,547	CMTRX00008134	Bank Transaction Entry	RCT000037351		\$16,646.46			
8/10/2017	343,548	CMTRX00008134	Bank Transaction Entry	RCT000037352		\$106,504.91			
8/10/2017	343,549	CMTRX00008134	Bank Transaction Entry	RCT000037353		\$8,924.06			
8/11/2017	343,550	CMTRX00008135	Bank Transaction Entry	RCT000037354		\$16,305.89			
8/11/2017	343,551	CMTRX00008135	Bank Transaction Entry	RCT000037355		\$17,003.47			
8/11/2017	343,552	CMTRX00008135	Bank Transaction Entry	RCT000037356		\$636.84			
System:	HISTORICAL DETAILED T 10/5/2018		10:45:50 AM	Page:	60	User Date:	10/5/2018	User ID:	skampsen
N Ky Water District									
8/11/2017	343,553	CMTRX00008135	Bank Transaction Entry	RCT000037357		\$8,551.83			
8/11/2017	343,554	CMTRX00008135	Bank Transaction Entry	RCT000037358		\$3,918.89			
8/11/2017	343,555	CMTRX00008135	Bank Transaction Entry	RCT000037359		\$109,680.34			
8/11/2017	343,556	CMTRX00008135	Bank Transaction Entry	RCT000037360		\$1,601.64			
8/14/2017	343,557	CMTRX00008136	Bank Transaction Entry	RCT000037361		\$60,692.45			
8/14/2017	343,558	CMTRX00008136	Bank Transaction Entry	RCT000037362		\$38,954.89			
8/14/2017	343,559	CMTRX00008136	Bank Transaction Entry	RCT000037363		\$4,117.55			
8/14/2017	343,560	CMTRX00008136	Bank Transaction Entry	RCT000037364		\$21,633.21			
8/14/2017	343,561	CMTRX00008136	Bank Transaction Entry	RCT000037365		\$3,662.79			
8/14/2017	343,562	CMTRX00008136	Bank Transaction Entry	RCT000037366		\$79,731.64			
8/14/2017	343,563	CMTRX00008136	Bank Transaction Entry	RCT000037367		\$8,249.50			
8/14/2017	343,564	CMTRX00008136	Bank Transaction Entry	RCT000037368		\$11,956.88			
8/15/2017	343,565	CMTRX00008137	Bank Transaction Entry	RCT000037369		\$16,623.76			
8/15/2017	343,566	CMTRX00008137	Bank Transaction Entry	RCT000037370		\$26,639.25			
8/15/2017	343,567	CMTRX00008137	Bank Transaction Entry	RCT000037371		\$621.59			
8/15/2017	343,568	CMTRX00008137	Bank Transaction Entry	RCT000037372		\$7,432.71			
8/15/2017	343,569	CMTRX00008137	Bank Transaction Entry	RCT000037373		\$6,127.02			
8/15/2017	343,570	CMTRX00008137	Bank Transaction Entry	RCT000037374		\$135,600.24			
8/15/2017	343,571	CMTRX00008137	Bank Transaction Entry	RCT000037375		\$4,164.81			
8/15/2017	343,572	CMTRX00008137	Bank Transaction Entry	RCT000037376		\$2,338.49			
8/16/2017	343,573	CMTRX00008138	Bank Transaction Entry	RCT000037377		\$36,456.46			
8/16/2017	343,574	CMTRX00008138	Bank Transaction Entry	RCT000037378		\$19,012.46			
8/16/2017	343,575	CMTRX00008138	Bank Transaction Entry	RCT000037379		\$4,312.86			
8/16/2017	343,576	CMTRX00008138	Bank Transaction Entry	RCT000037380		\$14,467.63			
8/16/2017	343,577	CMTRX00008138	Bank Transaction Entry	RCT000037381		\$2,597.51			
8/16/2017	343,578	CMTRX00008138	Bank Transaction Entry	RCT000037382		\$98,531.45			
8/16/2017	343,579	CMTRX00008138	Bank Transaction Entry	RCT000037383		\$6,054.50			
8/16/2017	343,580	CMTRX00008138	Bank Transaction Entry	RCT000037384		\$1,814.45			
8/16/2017	361,098	CMTRX00008481	Bank Transaction Entry	RCT000039915		\$24,021.11			
8/16/2017	361,099	CMTRX00008481	Bank Transaction Entry	RCT000039916		\$25,665.05			
8/16/2017	361,100	CMTRX00008481	Bank Transaction Entry	RCT000039917		\$1,874.54			
8/16/2017	361,101	CMTRX00008481	Bank Transaction Entry	RCT000039918		\$18,788.21			
8/16/2017	361,102	CMTRX00008481	Bank Transaction Entry	RCT000039919		\$3,573.81			
8/16/2017	361,103	CMTRX00008481	Bank Transaction Entry	RCT000039920		\$16,041.77			
8/16/2017	361,104	CMTRX00008481	Bank Transaction Entry	RCT000039921		\$6,259.58			
8/16/2017	361,105	CMTRX00008481	Bank Transaction Entry	RCT000039922		\$5,535.00			
8/16/2017	361,106	CMTRX00008481	Bank Transaction Entry	RCT000039923		\$9,459.24			
8/16/2017	361,615	GLTHS00000012				\$24,021.11			
8/16/2017	361,616	GLTHS00000012				\$25,665.05			
8/16/2017	361,617	GLTHS00000012				\$1,874.54			
8/16/2017	361,618	GLTHS00000012				\$18,788.21			
8/16/2017	361,619	GLTHS00000012				\$3,573.81			
8/16/2017	361,620	GLTHS00000012				\$16,041.77			
8/16/2017	361,621	GLTHS00000012				\$6,259.58			
8/16/2017	361,622	GLTHS00000012				\$5,535.00			
8/16/2017	361,623	GLTHS00000012				\$9,459.24			
8/17/2017	343,581	CMTRX00008139	Bank Transaction Entry	RCT000037385		\$34,644.80			
8/17/2017	343,582	CMTRX00008139	Bank Transaction Entry	RCT000037386		\$18,232.21			
8/17/2017	343,583	CMTRX00008139	Bank Transaction Entry	RCT000037387		\$3,012.73			
8/17/2017	343,584	CMTRX00008139	Bank Transaction Entry	RCT000037388		\$15,071.85			

8/17/2017	343,585	CMTRX00008139	Bank Transaction Entry	RCT000037389		\$2,380.16	
8/17/2017	343,586	CMTRX00008139	Bank Transaction Entry	RCT000037390		\$67,177.52	
8/17/2017	343,587	CMTRX00008139	Bank Transaction Entry	RCT000037391		\$7,311.11	
8/18/2017	343,935	CMTRX00008142	Bank Transaction Entry	RCT000037395		\$25,722.56	
8/18/2017	343,936	CMTRX00008142	Bank Transaction Entry	RCT000037396		\$14,287.13	
8/18/2017	343,937	CMTRX00008142	Bank Transaction Entry	RCT000037397		\$324.09	
8/18/2017	343,938	CMTRX00008142	Bank Transaction Entry	RCT000037398		\$9,597.54	
8/18/2017	343,939	CMTRX00008142	Bank Transaction Entry	RCT000037399		\$2,282.47	
8/18/2017	343,940	CMTRX00008142	Bank Transaction Entry	RCT000037400		\$88,204.02	
8/18/2017	343,941	CMTRX00008142	Bank Transaction Entry	RCT000037401		\$2,119.07	
8/21/2017	343,942	CMTRX00008143	Bank Transaction Entry	RCT000037402		\$51,520.86	
8/21/2017	343,943	CMTRX00008143	Bank Transaction Entry	RCT000037403		\$29,223.19	
8/21/2017	343,944	CMTRX00008143	Bank Transaction Entry	RCT000037404		\$2,089.75	
8/21/2017	343,945	CMTRX00008143	Bank Transaction Entry	RCT000037405		\$15,941.39	
8/21/2017	343,946	CMTRX00008143	Bank Transaction Entry	RCT000037406		\$2,553.14	
8/21/2017	343,947	CMTRX00008143	Bank Transaction Entry	RCT000037407		\$72,843.07	
8/21/2017	343,948	CMTRX00008143	Bank Transaction Entry	RCT000037408		\$9,351.39	
8/21/2017	343,949	CMTRX00008143	Bank Transaction Entry	RCT000037409		\$1,755.50	
8/21/2017	344,317	CMTRX00008153	Bank Transaction Entry	DAJ000037512	\$109.77		
8/22/2017	343,950	CMTRX00008144	Bank Transaction Entry	RCT000037410		\$15,105.98	
8/22/2017	343,951	CMTRX00008144	Bank Transaction Entry	RCT000037411		\$12,408.50	
8/22/2017	343,952	CMTRX00008144	Bank Transaction Entry	RCT000037412		\$729.54	
8/22/2017	343,953	CMTRX00008144	Bank Transaction Entry	RCT000037413		\$5,512.92	
8/22/2017	343,954	CMTRX00008144	Bank Transaction Entry	RCT000037414		\$2,859.74	
System:	HISTORICAL DETAILED T 10/5/2018		10:45:50 AM	Page:	61	User Date: 10/5/2018	User ID: skampsen
N Ky Water District							
8/22/2017	343,955	CMTRX00008144	Bank Transaction Entry	RCT000037415		\$126,009.20	
8/22/2017	343,956	CMTRX00008144	Bank Transaction Entry	RCT000037416		\$4,047.02	
8/23/2017	343,957	CMTRX00008145	Bank Transaction Entry	RCT000037417		\$23,962.07	
8/23/2017	343,958	CMTRX00008145	Bank Transaction Entry	RCT000037418		\$15,939.45	
8/23/2017	343,959	CMTRX00008145	Bank Transaction Entry	RCT000037419		\$1,947.82	
8/23/2017	343,960	CMTRX00008145	Bank Transaction Entry	RCT000037420		\$9,567.56	
8/23/2017	343,961	CMTRX00008145	Bank Transaction Entry	RCT000037421		\$1,939.36	
8/23/2017	343,962	CMTRX00008145	Bank Transaction Entry	RCT000037422		\$84,036.50	
8/23/2017	343,963	CMTRX00008145	Bank Transaction Entry	RCT000037423		\$22,406.61	
8/23/2017	343,964	CMTRX00008145	Bank Transaction Entry	RCT000037424		\$2,260.09	
8/23/2017	344,296	CMTRX00008153	Bank Transaction Entry	IAJ000037491		\$0.06	
8/24/2017	344,007	CMTRX00008146	Bank Transaction Entry	RCT000037425		\$25,887.94	
8/24/2017	344,008	CMTRX00008146	Bank Transaction Entry	RCT000037426		\$19,749.98	
8/24/2017	344,009	CMTRX00008146	Bank Transaction Entry	RCT000037427		\$3,997.47	
8/24/2017	344,010	CMTRX00008146	Bank Transaction Entry	RCT000037428		\$18,215.57	
8/24/2017	344,011	CMTRX00008146	Bank Transaction Entry	RCT000037429		\$3,326.86	
8/24/2017	344,012	CMTRX00008146	Bank Transaction Entry	RCT000037430		\$214,724.77	
8/24/2017	344,013	CMTRX00008146	Bank Transaction Entry	RCT000037431		\$15,540.85	
8/24/2017	344,318	CMTRX00008153	Bank Transaction Entry	DAJ000037513	\$30.00		
8/25/2017	344,014	CMTRX00008147	Bank Transaction Entry	RCT000037432		\$21,038.86	
8/25/2017	344,015	CMTRX00008147	Bank Transaction Entry	RCT000037433		\$18,175.46	
8/25/2017	344,016	CMTRX00008147	Bank Transaction Entry	RCT000037434		\$366.00	
8/25/2017	344,017	CMTRX00008147	Bank Transaction Entry	RCT000037435		\$7,853.59	
8/25/2017	344,018	CMTRX00008147	Bank Transaction Entry	RCT000037436		\$1,599.89	
8/25/2017	344,019	CMTRX00008147	Bank Transaction Entry	RCT000037437		\$66,743.63	
8/25/2017	344,020	CMTRX00008147	Bank Transaction Entry	RCT000037438		\$1,967.12	
8/28/2017	344,119	CMTRX00008148	Bank Transaction Entry	RCT000037439		\$52,346.71	
8/28/2017	344,120	CMTRX00008148	Bank Transaction Entry	RCT000037440		\$37,305.01	
8/28/2017	344,121	CMTRX00008148	Bank Transaction Entry	RCT000037441		\$1,622.74	
8/28/2017	344,122	CMTRX00008148	Bank Transaction Entry	RCT000037442		\$22,313.94	
8/28/2017	344,123	CMTRX00008148	Bank Transaction Entry	RCT000037443		\$2,405.59	
8/28/2017	344,124	CMTRX00008148	Bank Transaction Entry	RCT000037444		\$27.02	
8/28/2017	344,125	CMTRX00008148	Bank Transaction Entry	RCT000037445		\$78,941.59	
8/28/2017	344,126	CMTRX00008148	Bank Transaction Entry	RCT000037446		\$15,319.51	
8/28/2017	344,127	CMTRX00008148	Bank Transaction Entry	RCT000037447		\$2,522.60	
8/29/2017	344,128	CMTRX00008149	Bank Transaction Entry	RCT000037448		\$18,617.06	
8/29/2017	344,129	CMTRX00008149	Bank Transaction Entry	RCT000037449		\$11,263.70	
8/29/2017	344,130	CMTRX00008149	Bank Transaction Entry	RCT000037450		\$790.66	

8/29/2017	344,131	CMTRX00008149	Bank Transaction Entry	RCT000037451		\$7,181.93		
8/29/2017	344,132	CMTRX00008149	Bank Transaction Entry	RCT000037452		\$1,849.68		
8/29/2017	344,133	CMTRX00008149	Bank Transaction Entry	RCT000037453		\$72,594.85		
8/29/2017	344,134	CMTRX00008149	Bank Transaction Entry	RCT000037454		\$13,712.18		
8/29/2017	344,135	CMTRX00008149	Bank Transaction Entry	RCT000037455		\$5,615.61		
8/29/2017	344,319	CMTRX00008153	Bank Transaction Entry	DAJ000037514	\$130.00			
8/30/2017	344,136	CMTRX00008150	Bank Transaction Entry	RCT000037456		\$37,683.66		
8/30/2017	344,137	CMTRX00008150	Bank Transaction Entry	RCT000037457		\$24,199.63		
8/30/2017	344,138	CMTRX00008150	Bank Transaction Entry	RCT000037458		\$3,064.10		
8/30/2017	344,139	CMTRX00008150	Bank Transaction Entry	RCT000037459		\$14,503.62		
8/30/2017	344,140	CMTRX00008150	Bank Transaction Entry	RCT000037460		\$1,546.08		
8/30/2017	344,141	CMTRX00008150	Bank Transaction Entry	RCT000037461		\$101,559.15		
8/30/2017	344,142	CMTRX00008150	Bank Transaction Entry	RCT000037462		\$59.35		
8/30/2017	344,143	CMTRX00008150	Bank Transaction Entry	RCT000037463		\$9,406.33		
8/30/2017	344,320	CMTRX00008153	Bank Transaction Entry	DAJ000037515	\$0.39			
8/31/2017	344,005	GLTRX00044620			\$1,097.97			
8/31/2017	344,111	GLTRX00044640			\$3,896,293.65			
8/31/2017	344,112	GLTRX00044640				\$22,135.93		
8/31/2017	344,113	GLTRX00044640			\$700.00			
8/31/2017	344,144	CMTRX00008151	Bank Transaction Entry	RCT000037464		\$19,438.35		
8/31/2017	344,145	CMTRX00008151	Bank Transaction Entry	RCT000037465		\$14,005.02		
8/31/2017	344,146	CMTRX00008151	Bank Transaction Entry	RCT000037466		\$710.88		
8/31/2017	344,147	CMTRX00008151	Bank Transaction Entry	RCT000037467		\$9,699.45		
8/31/2017	344,148	CMTRX00008151	Bank Transaction Entry	RCT000037468		\$2,380.39		
8/31/2017	344,149	CMTRX00008151	Bank Transaction Entry	RCT000037469		\$55,692.75		
8/31/2017	344,150	CMTRX00008151	Bank Transaction Entry	RCT000037470		\$59,622.68		
8/31/2017	344,297	CMTRX00008153	Bank Transaction Entry	IAJ000037492		\$57,957.85		
8/31/2017	344,301	CMTRX00008153	Bank Transaction Entry	DAJ000037496	\$1,966.80			
8/31/2017	344,321	CMTRX00008153	Bank Transaction Entry	DAJ000037516	\$676.49			
9/1/2017	344,598	CMTRX00008155	Bank Transaction Entry	RCT000037519		\$13,214.53		
9/1/2017	344,599	CMTRX00008155	Bank Transaction Entry	RCT000037520		\$12,713.19		
9/1/2017	344,600	CMTRX00008155	Bank Transaction Entry	RCT000037521		\$498.49		
9/1/2017	344,601	CMTRX00008155	Bank Transaction Entry	RCT000037522		\$3,834.79		
9/1/2017	344,602	CMTRX00008155	Bank Transaction Entry	RCT000037523		\$809.98		
9/1/2017	344,603	CMTRX00008155	Bank Transaction Entry	RCT000037524		\$57,957.85		
9/1/2017	344,604	CMTRX00008155	Bank Transaction Entry	RCT000037525		\$2,611.38		
System:	HISTORICAL DETAILED T 10/5/2018		10:45:50 AM	62	User Date:	10/5/2018	User ID:	skampsen
N Ky Water District								
9/1/2017	345,484	CMTRX00008179	Bank Transaction Entry	DAJ000037694		\$57,957.85		
9/5/2017	344,605	CMTRX00008156	Bank Transaction Entry	RCT000037526		\$46,989.01		
9/5/2017	344,606	CMTRX00008156	Bank Transaction Entry	RCT000037527		\$45,297.02		
9/5/2017	344,607	CMTRX00008156	Bank Transaction Entry	RCT000037528		\$1,437.78		
9/5/2017	344,608	CMTRX00008156	Bank Transaction Entry	RCT000037529		\$14,554.30		
9/5/2017	344,609	CMTRX00008156	Bank Transaction Entry	RCT000037530		\$5,546.20		
9/5/2017	344,610	CMTRX00008156	Bank Transaction Entry	RCT000037531		\$68,747.83		
9/5/2017	344,611	CMTRX00008156	Bank Transaction Entry	RCT000037532		\$44.47		
9/5/2017	344,612	CMTRX00008156	Bank Transaction Entry	RCT000037533		\$8,204.28		
9/5/2017	345,485	CMTRX00008179	Bank Transaction Entry	DAJ000037695	\$0.05			
9/6/2017	344,613	CMTRX00008157	Bank Transaction Entry	RCT000037534		\$15,906.82		
9/6/2017	344,614	CMTRX00008157	Bank Transaction Entry	RCT000037535		\$12,082.24		
9/6/2017	344,615	CMTRX00008157	Bank Transaction Entry	RCT000037536		\$758.89		
9/6/2017	344,616	CMTRX00008157	Bank Transaction Entry	RCT000037537		\$6,311.64		
9/6/2017	344,617	CMTRX00008157	Bank Transaction Entry	RCT000037538		\$4,966.69		
9/6/2017	344,618	CMTRX00008157	Bank Transaction Entry	RCT000037539		\$84,246.49		
9/6/2017	344,619	CMTRX00008157	Bank Transaction Entry	RCT000037540		\$45,017.51		
9/6/2017	344,620	CMTRX00008157	Bank Transaction Entry	RCT000037541		\$6,395.75		
9/7/2017	344,621	CMTRX00008158	Bank Transaction Entry	RCT000037542		\$6,798.89		
9/7/2017	344,622	CMTRX00008158	Bank Transaction Entry	RCT000037543		\$5,447.06		
9/7/2017	344,623	CMTRX00008158	Bank Transaction Entry	RCT000037544		\$303.02		
9/7/2017	344,624	CMTRX00008158	Bank Transaction Entry	RCT000037545		\$3,334.91		
9/7/2017	344,625	CMTRX00008158	Bank Transaction Entry	RCT000037546		\$3,922.66		
9/7/2017	344,626	CMTRX00008158	Bank Transaction Entry	RCT000037547		\$146,851.31		
9/7/2017	344,627	CMTRX00008158	Bank Transaction Entry	RCT000037548		\$9,573.32		
9/8/2017	344,628	CMTRX00008158	Bank Transaction Entry	RCT000037549		\$49,795.74		

9/8/2017	344,629	CMTRX00008159	Bank Transaction Entry	RCT000037550		\$38,831.29
9/8/2017	344,630	CMTRX00008159	Bank Transaction Entry	RCT000037551		\$3,061.67
9/8/2017	344,631	CMTRX00008159	Bank Transaction Entry	RCT000037552		\$22,565.34
9/8/2017	344,632	CMTRX00008159	Bank Transaction Entry	RCT000037553		\$3,108.27
9/8/2017	344,633	CMTRX00008159	Bank Transaction Entry	RCT000037554		\$104,941.29
9/8/2017	344,634	CMTRX00008159	Bank Transaction Entry	RCT000037555		\$1,062.17
9/11/2017	345,071	CMTRX00008163	Bank Transaction Entry	RCT000037561		\$55,529.43
9/11/2017	345,072	CMTRX00008163	Bank Transaction Entry	RCT000037562		\$45,381.32
9/11/2017	345,073	CMTRX00008163	Bank Transaction Entry	RCT000037563		\$2,541.08
9/11/2017	345,074	CMTRX00008163	Bank Transaction Entry	RCT000037564		\$24,486.75
9/11/2017	345,075	CMTRX00008163	Bank Transaction Entry	RCT000037565		\$2,781.09
9/11/2017	345,076	CMTRX00008163	Bank Transaction Entry	RCT000037566		\$99,475.58
9/11/2017	345,077	CMTRX00008163	Bank Transaction Entry	RCT000037567		\$25,047.69
9/11/2017	345,078	CMTRX00008163	Bank Transaction Entry	RCT000037568		\$6,674.81
9/12/2017	345,079	CMTRX00008164	Bank Transaction Entry	RCT000037569		\$20,451.12
9/12/2017	345,080	CMTRX00008164	Bank Transaction Entry	RCT000037570		\$14,263.29
9/12/2017	345,081	CMTRX00008164	Bank Transaction Entry	RCT000037571		\$684.40
9/12/2017	345,082	CMTRX00008164	Bank Transaction Entry	RCT000037572		\$7,206.62
9/12/2017	345,083	CMTRX00008164	Bank Transaction Entry	RCT000037573		\$4,009.93
9/12/2017	345,084	CMTRX00008164	Bank Transaction Entry	RCT000037574		\$207,379.50
9/12/2017	345,085	CMTRX00008164	Bank Transaction Entry	RCT000037575		\$13,922.90
9/12/2017	345,086	CMTRX00008164	Bank Transaction Entry	RCT000037576		\$2,848.03
9/12/2017	345,087	GLTRX00044798			\$750.00	
9/13/2017	345,088	CMTRX00008165	Bank Transaction Entry	RCT000037577		\$48,058.92
9/13/2017	345,089	CMTRX00008165	Bank Transaction Entry	RCT000037578		\$27,247.49
9/13/2017	345,090	CMTRX00008165	Bank Transaction Entry	RCT000037579		\$2,275.43
9/13/2017	345,091	CMTRX00008165	Bank Transaction Entry	RCT000037580		\$15,903.73
9/13/2017	345,092	CMTRX00008165	Bank Transaction Entry	RCT000037581		\$3,574.40
9/13/2017	345,093	CMTRX00008165	Bank Transaction Entry	RCT000037582		\$1,523.15
9/13/2017	345,095	CMTRX00008165	Bank Transaction Entry	RCT000037584		\$98,874.57
9/13/2017	345,096	CMTRX00008165	Bank Transaction Entry	RCT000037585		\$9,061.42
9/13/2017	345,503	CMTRX00008179	Bank Transaction Entry	DAJ000037713	\$1,509.57	
9/13/2017	345,504	CMTRX00008179	Bank Transaction Entry	DAJ000037714	\$1,523.15	
9/14/2017	345,097	CMTRX00008166	Bank Transaction Entry	RCT000037586		\$43,016.11
9/14/2017	345,098	CMTRX00008166	Bank Transaction Entry	RCT000037587		\$11,888.41
9/14/2017	345,099	CMTRX00008166	Bank Transaction Entry	RCT000037588		\$1,570.47
9/14/2017	345,100	CMTRX00008166	Bank Transaction Entry	RCT000037589		\$7,299.95
9/14/2017	345,101	CMTRX00008166	Bank Transaction Entry	RCT000037590		\$4,116.45
9/14/2017	345,102	CMTRX00008166	Bank Transaction Entry	RCT000037591		\$181,238.22
9/14/2017	345,103	CMTRX00008166	Bank Transaction Entry	RCT000037592		\$1,917.90
9/15/2017	345,104	CMTRX00008167	Bank Transaction Entry	RCT000037593		\$22,669.73
9/15/2017	345,105	CMTRX00008167	Bank Transaction Entry	RCT000037594		\$22,146.78
9/15/2017	345,106	CMTRX00008167	Bank Transaction Entry	RCT000037595		\$863.42
9/15/2017	345,107	CMTRX00008167	Bank Transaction Entry	RCT000037596		\$7,866.16
9/15/2017	345,108	CMTRX00008167	Bank Transaction Entry	RCT000037597		\$3,476.28
9/15/2017	345,109	CMTRX00008167	Bank Transaction Entry	RCT000037598		\$99,373.92
9/15/2017	345,110	CMTRX00008167	Bank Transaction Entry	RCT000037599		\$5,162.49
9/18/2017	345,354	CMTRX00008168	Bank Transaction Entry	RCT000037600		\$69,070.33
System:	HISTORICAL DETAILED T 10/5/2018		10:45:50 AM	Page:	63	User Date: 10/5/2018 User ID: skampsen
N Ky Water District						
9/18/2017	345,355	CMTRX00008168	Bank Transaction Entry	RCT000037601		\$43,056.02
9/18/2017	345,356	CMTRX00008168	Bank Transaction Entry	RCT000037602		\$1,438.94
9/18/2017	345,357	CMTRX00008168	Bank Transaction Entry	RCT000037603		\$22,698.42
9/18/2017	345,358	CMTRX00008168	Bank Transaction Entry	RCT000037604		\$2,396.59
9/18/2017	345,359	CMTRX00008168	Bank Transaction Entry	RCT000037605		\$94,525.15
9/18/2017	345,360	CMTRX00008168	Bank Transaction Entry	RCT000037606		\$7,142.58
9/18/2017	345,361	CMTRX00008168	Bank Transaction Entry	RCT000037607		\$2,313.89
9/18/2017	345,486	CMTRX00008179	Bank Transaction Entry	IAJ000037696		\$0.75
9/19/2017	345,362	CMTRX00008169	Bank Transaction Entry	RCT000037608		\$19,714.94
9/19/2017	345,363	CMTRX00008169	Bank Transaction Entry	RCT000037609		\$12,514.41
9/19/2017	345,364	CMTRX00008169	Bank Transaction Entry	RCT000037610		\$684.57
9/19/2017	345,365	CMTRX00008169	Bank Transaction Entry	RCT000037611		\$7,413.48
9/19/2017	345,367	CMTRX00008169	Bank Transaction Entry	RCT000037612		\$5,985.96
9/19/2017	345,368	CMTRX00008169	Bank Transaction Entry	RCT000037613		\$146,392.19



9/19/2017	345,369	CMTRX00008169	Bank Transaction Entry	RCT000037614	\$9,606.59				
9/19/2017	345,370	CMTRX00008169	Bank Transaction Entry	RCT000037615	\$3,617.01				
9/20/2017	345,373	CMTRX00008170	Bank Transaction Entry	RCT000037616	\$33,661.58				
9/20/2017	345,374	CMTRX00008170	Bank Transaction Entry	RCT000037617	\$20,276.42				
9/20/2017	345,375	CMTRX00008170	Bank Transaction Entry	RCT000037618	\$1,945.92				
9/20/2017	345,376	CMTRX00008170	Bank Transaction Entry	RCT000037619	\$12,378.05				
9/20/2017	345,378	CMTRX00008170	Bank Transaction Entry	RCT000037620	\$6,134.54				
9/20/2017	345,379	CMTRX00008170	Bank Transaction Entry	RCT000037621	\$18,454.08				
9/20/2017	345,380	CMTRX00008170	Bank Transaction Entry	RCT000037622	\$54,877.12				
9/21/2017	345,381	CMTRX00008171	Bank Transaction Entry	RCT000037623	\$32,789.19				
9/21/2017	345,382	CMTRX00008171	Bank Transaction Entry	RCT000037624	\$22,009.04				
9/21/2017	345,383	CMTRX00008171	Bank Transaction Entry	RCT000037625	\$1,633.07				
9/21/2017	345,384	CMTRX00008171	Bank Transaction Entry	RCT000037626	\$13,549.58				
9/21/2017	345,385	CMTRX00008171	Bank Transaction Entry	RCT000037627	\$3,097.60				
9/21/2017	345,386	CMTRX00008171	Bank Transaction Entry	RCT000037628	\$424,131.93				
9/21/2017	345,387	CMTRX00008171	Bank Transaction Entry	RCT000037629	\$62,149.28				
9/22/2017	345,388	CMTRX00008172	Bank Transaction Entry	RCT000037630	\$24,488.22				
9/22/2017	345,389	CMTRX00008172	Bank Transaction Entry	RCT000037631	\$16,058.75				
9/22/2017	345,390	CMTRX00008172	Bank Transaction Entry	RCT000037632	\$557.94				
9/22/2017	345,391	CMTRX00008172	Bank Transaction Entry	RCT000037633	\$6,068.25				
9/22/2017	345,392	CMTRX00008172	Bank Transaction Entry	RCT000037634	\$4,524.15				
9/22/2017	345,393	CMTRX00008172	Bank Transaction Entry	RCT000037635	\$104,092.60				
9/22/2017	345,394	CMTRX00008172	Bank Transaction Entry	RCT000037636	\$3,761.58				
9/25/2017	345,395	CMTRX00008173	Bank Transaction Entry	RCT000037637	\$41,956.82				
9/25/2017	345,396	CMTRX00008173	Bank Transaction Entry	RCT000037638	\$31,101.03				
9/25/2017	345,397	CMTRX00008173	Bank Transaction Entry	RCT000037639	\$929.87				
9/25/2017	345,398	CMTRX00008173	Bank Transaction Entry	RCT000037640	\$10,457.73				
9/25/2017	345,399	CMTRX00008173	Bank Transaction Entry	RCT000037641	\$2,092.65				
9/25/2017	345,400	CMTRX00008173	Bank Transaction Entry	RCT000037642	\$124,611.45				
9/25/2017	345,401	CMTRX00008173	Bank Transaction Entry	RCT000037643	\$133.17				
9/25/2017	345,402	CMTRX00008173	Bank Transaction Entry	RCT000037644	\$962.91				
9/25/2017	345,502	CMTRX00008179	Bank Transaction Entry	DAJ000037712	\$9,092.57				
9/26/2017	345,403	CMTRX00008174	Bank Transaction Entry	RCT000037645	\$14,990.54				
9/26/2017	345,404	CMTRX00008174	Bank Transaction Entry	RCT000037646	\$9,348.26				
9/26/2017	345,405	CMTRX00008174	Bank Transaction Entry	RCT000037647	\$406.50				
9/26/2017	345,406	CMTRX00008174	Bank Transaction Entry	RCT000037648	\$4,812.74				
9/26/2017	345,407	CMTRX00008174	Bank Transaction Entry	RCT000037649	\$4,164.90				
9/26/2017	345,408	CMTRX00008174	Bank Transaction Entry	RCT000037650	\$234,383.80				
9/26/2017	345,409	CMTRX00008174	Bank Transaction Entry	RCT000037651	\$2,187.12				
9/26/2017	345,410	CMTRX00008174	Bank Transaction Entry	RCT000037652	\$7,600.43				
9/27/2017	345,411	CMTRX00008175	Bank Transaction Entry	RCT000037653	\$49,297.60				
9/27/2017	345,412	CMTRX00008175	Bank Transaction Entry	RCT000037654	\$20,391.74				
9/27/2017	345,413	CMTRX00008175	Bank Transaction Entry	RCT000037655	\$1,423.31				
9/27/2017	345,414	CMTRX00008175	Bank Transaction Entry	RCT000037656	\$13,866.18				
9/27/2017	345,415	CMTRX00008175	Bank Transaction Entry	RCT000037657	\$2,553.06				
9/27/2017	345,416	CMTRX00008175	Bank Transaction Entry	RCT000037658	\$347,532.69				
9/27/2017	345,417	CMTRX00008175	Bank Transaction Entry	RCT000037659	\$6,053.65				
9/27/2017	345,418	CMTRX00008175	Bank Transaction Entry	RCT000037660	\$2,170.75				
9/27/2017	345,487	CMTRX00008179	Bank Transaction Entry	DAJ000037697	\$0.25				
9/28/2017	345,419	CMTRX00008176	Bank Transaction Entry	RCT000037661	\$28,850.87				
9/28/2017	345,420	CMTRX00008176	Bank Transaction Entry	RCT000037662	\$28,244.91				
9/28/2017	345,421	CMTRX00008176	Bank Transaction Entry	RCT000037663	\$1,500.22				
9/28/2017	345,422	CMTRX00008176	Bank Transaction Entry	RCT000037664	\$12,718.03				
9/28/2017	345,423	CMTRX00008176	Bank Transaction Entry	RCT000037665	\$3,047.53				
9/28/2017	345,424	CMTRX00008176	Bank Transaction Entry	RCT000037666	\$83,210.51				
9/28/2017	345,425	CMTRX00008176	Bank Transaction Entry	RCT000037667	\$4,013.07				
9/28/2017	345,426	CMTRX00008176	Bank Transaction Entry	RCT000037668	\$52,506.23				
9/28/2017	345,488	CMTRX00008179	Bank Transaction Entry	DAJ000037698	\$0.75				
9/28/2017	345,505	CMTRX00008179	Bank Transaction Entry	IAJ000037715	\$3.00				
9/29/2017	345,427	CMTRX00008177	Bank Transaction Entry	RCT000037669	\$32,041.89				
System:	HISTORICAL DETAILED T 10/5/2018		10:45:50 AM	Page:	64	User Date:	10/5/2018	User ID:	skampsen
N Ky Water District									
9/29/2017	345,428	CMTRX00008177	Bank Transaction Entry	RCT000037670	\$14,804.28				
9/29/2017	345,429	CMTRX00008177	Bank Transaction Entry	RCT000037671	\$1,160.38				

9/29/2017	345,430	CMTRX00008177	Bank Transaction Entry	RCT000037672		\$10,631.95
9/29/2017	345,431	CMTRX00008177	Bank Transaction Entry	RCT000037673		\$808.99
9/29/2017	345,432	CMTRX00008177	Bank Transaction Entry	RCT000037674		\$147,818.04
9/29/2017	345,433	CMTRX00008177	Bank Transaction Entry	RCT000037675		\$1,625.41
9/29/2017	345,490	CMTRX00008179	Bank Transaction Entry	IAJ000037700		\$89,431.34
9/29/2017	345,542	GLTRX00044870			\$6,869,955.06	
9/29/2017	345,543	GLTRX00044870				\$27,708.92
9/29/2017	345,544	GLTRX00044870			\$980.00	
10/1/2017	347,173	CMTRX00008208	Bank Transaction Entry	DAJ000037907		\$89,431.34
10/1/2017	347,181	CMTRX00008208	Bank Transaction Entry	DAJ000037915		\$5,105.02
10/2/2017	345,771	CMTRX00008180	Bank Transaction Entry	RCT000037717		\$44,905.38
10/2/2017	345,772	CMTRX00008180	Bank Transaction Entry	RCT000037718		\$29,004.26
10/2/2017	345,773	CMTRX00008180	Bank Transaction Entry	RCT000037719		\$1,544.93
10/2/2017	345,774	CMTRX00008180	Bank Transaction Entry	RCT000037720		\$14,885.53
10/2/2017	345,775	CMTRX00008180	Bank Transaction Entry	RCT000037721		\$3,627.55
10/2/2017	345,776	CMTRX00008180	Bank Transaction Entry	RCT000037722		\$89,431.34
10/2/2017	345,777	CMTRX00008180	Bank Transaction Entry	RCT000037723		\$56.81
10/2/2017	345,778	CMTRX00008180	Bank Transaction Entry	RCT000037724		\$1,797.94
10/2/2017	347,174	CMTRX00008208	Bank Transaction Entry	DAJ000037908	\$0.50	
10/3/2017	345,779	CMTRX00008181	Bank Transaction Entry	RCT000037725		\$19,745.13
10/3/2017	345,780	CMTRX00008181	Bank Transaction Entry	RCT000037726		\$14,355.76
10/3/2017	345,781	CMTRX00008181	Bank Transaction Entry	RCT000037727		\$2,164.88
10/3/2017	345,782	CMTRX00008181	Bank Transaction Entry	RCT000037728		\$11,235.27
10/3/2017	345,783	CMTRX00008181	Bank Transaction Entry	RCT000037729		\$4,044.89
10/3/2017	345,784	CMTRX00008181	Bank Transaction Entry	RCT000037730		\$204,210.66
10/3/2017	345,785	CMTRX00008181	Bank Transaction Entry	RCT000037731		\$109.98
10/3/2017	345,786	CMTRX00008181	Bank Transaction Entry	RCT000037732		\$970.83
10/3/2017	347,175	CMTRX00008208	Bank Transaction Entry	DAJ000037909	\$5.00	
10/4/2017	345,788	CMTRX00008182	Bank Transaction Entry	RCT000037733		\$26,127.37
10/4/2017	345,789	CMTRX00008182	Bank Transaction Entry	RCT000037734		\$27,710.14
10/4/2017	345,790	CMTRX00008182	Bank Transaction Entry	RCT000037735		\$2,158.60
10/4/2017	345,791	CMTRX00008182	Bank Transaction Entry	RCT000037736		\$8,248.41
10/4/2017	345,792	CMTRX00008182	Bank Transaction Entry	RCT000037737		\$3,610.19
10/4/2017	345,793	CMTRX00008182	Bank Transaction Entry	RCT000037738		\$333,053.59
10/4/2017	345,794	CMTRX00008182	Bank Transaction Entry	RCT000037739		\$921.51
10/4/2017	345,795	CMTRX00008182	Bank Transaction Entry	RCT000037740		\$14,523.36
10/5/2017	345,799	CMTRX00008183	Bank Transaction Entry	RCT000037741		\$30,368.27
10/5/2017	345,800	CMTRX00008183	Bank Transaction Entry	RCT000037742		\$19,469.30
10/5/2017	345,801	CMTRX00008183	Bank Transaction Entry	RCT000037743		\$2,492.17
10/5/2017	345,802	CMTRX00008183	Bank Transaction Entry	RCT000037744		\$8,840.52
10/5/2017	345,803	CMTRX00008183	Bank Transaction Entry	RCT000037745		\$3,659.21
10/5/2017	345,810	CMTRX00008184	Bank Transaction Entry	RCT000037746		\$2,153.45
10/5/2017	347,176	CMTRX00008208	Bank Transaction Entry	IAJ000037910		\$0.07
10/5/2017	347,177	CMTRX00008208	Bank Transaction Entry	DAJ000037911	\$0.11	
10/5/2017	347,197	CMTRX00008209	Bank Transaction Entry	DAJ000037931	\$0.25	
10/6/2017	345,944	CMTRX00008185	Bank Transaction Entry	RCT000037747		\$17,103.43
10/6/2017	345,945	CMTRX00008185	Bank Transaction Entry	RCT000037748		\$12,954.72
10/6/2017	345,946	CMTRX00008185	Bank Transaction Entry	RCT000037749		\$786.32
10/6/2017	345,947	CMTRX00008185	Bank Transaction Entry	RCT000037750		\$6,929.85
10/6/2017	345,948	CMTRX00008185	Bank Transaction Entry	RCT000037751		\$2,374.30
10/6/2017	345,949	CMTRX00008185	Bank Transaction Entry	RCT000037752		\$268,396.08
10/6/2017	345,950	CMTRX00008185	Bank Transaction Entry	RCT000037753		\$30,930.45
10/6/2017	345,951	CMTRX00008185	Bank Transaction Entry	RCT000037754		\$3,793.06
10/9/2017	345,952	CMTRX00008186	Bank Transaction Entry	RCT000037755		\$43,047.03
10/9/2017	345,953	CMTRX00008186	Bank Transaction Entry	RCT000037756		\$39,628.90
10/9/2017	345,954	CMTRX00008186	Bank Transaction Entry	RCT000037757		\$1,445.17
10/9/2017	345,955	CMTRX00008186	Bank Transaction Entry	RCT000037758		\$16,660.08
10/9/2017	345,956	CMTRX00008186	Bank Transaction Entry	RCT000037759		\$3,141.79
10/9/2017	345,957	CMTRX00008186	Bank Transaction Entry	RCT000037760		\$475,504.03
10/9/2017	345,958	CMTRX00008186	Bank Transaction Entry	RCT000037761		\$2,498.15
10/10/2017	345,978	CMTRX00008187	Bank Transaction Entry	RCT000037762		\$22,029.27
10/10/2017	345,979	CMTRX00008187	Bank Transaction Entry	RCT000037763		\$12,088.97
10/10/2017	345,980	CMTRX00008187	Bank Transaction Entry	RCT000037764		\$1,040.29
10/10/2017	345,981	CMTRX00008187	Bank Transaction Entry	RCT000037765		\$8,932.33

10/10/2017	345,982	CMTRX00008187	Bank Transaction Entry	RCT000037766		\$4,646.03		
10/10/2017	345,983	CMTRX00008187	Bank Transaction Entry	RCT000037767		\$31,110.74		
10/10/2017	345,984	CMTRX00008187	Bank Transaction Entry	RCT000037768		\$31,949.77		
10/10/2017	347,265	GLTRX00045083			\$125.00			
10/11/2017	346,184	CMTRX00008189	Bank Transaction Entry	RCT000037770		\$56,629.64		
10/11/2017	346,185	CMTRX00008189	Bank Transaction Entry	RCT000037771		\$45,453.93		
10/11/2017	346,186	CMTRX00008189	Bank Transaction Entry	RCT000037772		\$7,914.33		
10/11/2017	346,187	CMTRX00008189	Bank Transaction Entry	RCT000037773		\$32,156.03		
System:	HISTORICAL DETAILED T 10/5/2018		10:45:50 AM	Page:	User Date:	10/5/2018	User ID:	skampsen
N Ky Water District								
10/11/2017	346,188	CMTRX00008189	Bank Transaction Entry	RCT000037774		\$4,152.79		
10/11/2017	346,189	CMTRX00008189	Bank Transaction Entry	RCT000037775		\$279,438.92		
10/11/2017	346,190	CMTRX00008189	Bank Transaction Entry	RCT000037776		\$6,976.84		
10/11/2017	346,191	CMTRX00008189	Bank Transaction Entry	RCT000037777		\$6,041.16		
10/11/2017	347,194	CMTRX00008208	Bank Transaction Entry	DAJ000037928	\$0.11			
10/12/2017	346,192	CMTRX00008190	Bank Transaction Entry	RCT000037778		\$57,178.19		
10/12/2017	346,193	CMTRX00008190	Bank Transaction Entry	RCT000037779		\$21,054.54		
10/12/2017	346,194	CMTRX00008190	Bank Transaction Entry	RCT000037780		\$2,220.02		
10/12/2017	346,195	CMTRX00008190	Bank Transaction Entry	RCT000037781		\$13,068.31		
10/12/2017	346,196	CMTRX00008190	Bank Transaction Entry	RCT000037782		\$4,711.88		
10/12/2017	346,197	CMTRX00008190	Bank Transaction Entry	RCT000037783		\$244,729.76		
10/12/2017	346,198	CMTRX00008190	Bank Transaction Entry	RCT000037784		\$18,952.87		
10/13/2017	346,199	CMTRX00008191	Bank Transaction Entry	RCT000037785		\$26,853.74		
10/13/2017	346,200	CMTRX00008191	Bank Transaction Entry	RCT000037786		\$16,857.02		
10/13/2017	346,201	CMTRX00008191	Bank Transaction Entry	RCT000037787		\$1,225.02		
10/13/2017	346,202	CMTRX00008191	Bank Transaction Entry	RCT000037788		\$9,384.23		
10/13/2017	346,203	CMTRX00008191	Bank Transaction Entry	RCT000037789		\$4,515.28		
10/13/2017	346,204	CMTRX00008191	Bank Transaction Entry	RCT000037790		\$92,294.43		
10/13/2017	346,205	CMTRX00008191	Bank Transaction Entry	RCT000037791		\$5,193.16		
10/16/2017	346,206	CMTRX00008192	Bank Transaction Entry	RCT000037792		\$76,707.08		
10/16/2017	346,207	CMTRX00008192	Bank Transaction Entry	RCT000037793		\$51,316.82		
10/16/2017	346,208	CMTRX00008192	Bank Transaction Entry	RCT000037794		\$3,289.95		
10/16/2017	346,209	CMTRX00008192	Bank Transaction Entry	RCT000037795		\$32,660.61		
10/16/2017	346,210	CMTRX00008192	Bank Transaction Entry	RCT000037796		\$4,842.46		
10/16/2017	346,211	CMTRX00008192	Bank Transaction Entry	RCT000037797		\$282,611.58		
10/16/2017	346,212	CMTRX00008192	Bank Transaction Entry	RCT000037798		\$24,446.51		
10/16/2017	346,213	CMTRX00008192	Bank Transaction Entry	RCT000037799		\$26,646.31		
10/17/2017	346,164	GLTRX00044942				\$181.31		
10/17/2017	346,482	CMTRX00008193	Bank Transaction Entry	RCT000037800		\$20,260.76		
10/17/2017	346,484	CMTRX00008194	Bank Transaction Entry	RCT000037801		\$17,791.48		
10/17/2017	346,485	CMTRX00008194	Bank Transaction Entry	RCT000037802		\$1,873.83		
10/17/2017	346,486	CMTRX00008194	Bank Transaction Entry	RCT000037803		\$14,015.42		
10/17/2017	346,487	CMTRX00008194	Bank Transaction Entry	RCT000037804		\$5,834.85		
10/17/2017	346,488	CMTRX00008194	Bank Transaction Entry	RCT000037805		\$459,412.77		
10/17/2017	346,489	CMTRX00008194	Bank Transaction Entry	RCT000037806		\$34,415.06		
10/17/2017	346,490	CMTRX00008194	Bank Transaction Entry	RCT000037807		\$6,419.47		
10/18/2017	346,498	CMTRX00008196	Bank Transaction Entry	RCT000037810		\$40,879.90		
10/18/2017	346,499	CMTRX00008196	Bank Transaction Entry	RCT000037811		\$38,104.10		
10/18/2017	346,500	CMTRX00008196	Bank Transaction Entry	RCT000037812		\$3,579.34		
10/18/2017	346,501	CMTRX00008196	Bank Transaction Entry	RCT000037813		\$14,609.87		
10/18/2017	346,502	CMTRX00008196	Bank Transaction Entry	RCT000037814		\$2,742.75		
10/18/2017	346,503	CMTRX00008196	Bank Transaction Entry	RCT000037815		\$132,915.06		
10/18/2017	346,504	CMTRX00008196	Bank Transaction Entry	RCT000037816		\$2,295.99		
10/18/2017	346,505	CMTRX00008196	Bank Transaction Entry	RCT000037817		\$4,181.53		
10/19/2017	346,282	GLTRX00044953			\$666.49			
10/19/2017	346,506	CMTRX00008197	Bank Transaction Entry	RCT000037818		\$20,654.05		
10/19/2017	346,507	CMTRX00008197	Bank Transaction Entry	RCT000037819		\$15,332.83		
10/19/2017	346,508	CMTRX00008197	Bank Transaction Entry	RCT000037820		\$1,620.03		
10/19/2017	346,509	CMTRX00008197	Bank Transaction Entry	RCT000037821		\$8,038.70		
10/19/2017	346,510	CMTRX00008197	Bank Transaction Entry	RCT000037822		\$3,131.56		
10/19/2017	346,511	CMTRX00008197	Bank Transaction Entry	RCT000037823		\$155,654.37		
10/19/2017	346,512	CMTRX00008197	Bank Transaction Entry	RCT000037824		\$8,822.33		
10/19/2017	346,513	CMTRX00008197	Bank Transaction Entry	RCT000037825		\$4,395.32		
10/20/2017	346,514	CMTRX00008198	Bank Transaction Entry	RCT000037826		\$30,428.84		

10/20/2017	346,515	CMTRX00008198	Bank Transaction Entry	RCT000037827		\$19,527.55
10/20/2017	346,516	CMTRX00008198	Bank Transaction Entry	RCT000037828		\$818.94
10/20/2017	346,517	CMTRX00008198	Bank Transaction Entry	RCT000037829		\$9,279.42
10/20/2017	346,518	CMTRX00008198	Bank Transaction Entry	RCT000037830		\$3,669.03
10/20/2017	346,520	CMTRX00008198	Bank Transaction Entry	RCT000037832		\$44,256.64
10/20/2017	346,521	CMTRX00008198	Bank Transaction Entry	RCT000037833		\$1,787.79
10/23/2017	346,767	CMTRX00008200	Bank Transaction Entry	RCT000037835		\$54,337.22
10/23/2017	346,768	CMTRX00008200	Bank Transaction Entry	RCT000037836		\$42,525.30
10/23/2017	346,769	CMTRX00008200	Bank Transaction Entry	RCT000037837		\$2,383.94
10/23/2017	346,770	CMTRX00008200	Bank Transaction Entry	RCT000037838		\$17,812.96
10/23/2017	346,771	CMTRX00008200	Bank Transaction Entry	RCT000037839		\$3,490.25
10/23/2017	346,772	CMTRX00008200	Bank Transaction Entry	RCT000037840		\$84,709.67
10/23/2017	346,773	CMTRX00008200	Bank Transaction Entry	RCT000037841		\$5,927.42
10/23/2017	346,774	CMTRX00008200	Bank Transaction Entry	RCT000037842		\$19,817.81
10/24/2017	346,775	CMTRX00008201	Bank Transaction Entry	RCT000037843		\$13,934.03
10/24/2017	346,776	CMTRX00008201	Bank Transaction Entry	RCT000037844		\$10,338.71
10/24/2017	346,777	CMTRX00008201	Bank Transaction Entry	RCT000037845		\$1,511.30
10/24/2017	346,778	CMTRX00008201	Bank Transaction Entry	RCT000037846		\$7,362.86
10/24/2017	346,779	CMTRX00008201	Bank Transaction Entry	RCT000037847		\$3,622.44
10/24/2017	346,780	CMTRX00008201	Bank Transaction Entry	RCT000037848		\$88,084.17
System:	HISTORICAL DETAILED T 10/5/2018		10:45:50 AM	Page:	66	User Date: 10/5/2018 User ID: skampsen
N Ky Water District						
10/24/2017	346,781	CMTRX00008201	Bank Transaction Entry	RCT000037849		\$63.52
10/24/2017	346,782	CMTRX00008201	Bank Transaction Entry	RCT000037850		\$16,949.60
10/24/2017	347,193	CMTRX00008208	Bank Transaction Entry	DAJ000037927	\$1,000.00	
10/25/2017	346,783	CMTRX00008202	Bank Transaction Entry	RCT000037851		\$24,681.59
10/25/2017	346,784	CMTRX00008202	Bank Transaction Entry	RCT000037852		\$13,898.71
10/25/2017	346,785	CMTRX00008202	Bank Transaction Entry	RCT000037853		\$1,041.23
10/25/2017	346,786	CMTRX00008202	Bank Transaction Entry	RCT000037854		\$9,130.40
10/25/2017	346,787	CMTRX00008202	Bank Transaction Entry	RCT000037855		\$1,765.20
10/25/2017	346,788	CMTRX00008202	Bank Transaction Entry	RCT000037856		\$189,755.68
10/25/2017	346,789	CMTRX00008202	Bank Transaction Entry	RCT000037857		\$25,915.85
10/25/2017	346,790	CMTRX00008202	Bank Transaction Entry	RCT000037858		\$5,265.03
10/25/2017	347,195	CMTRX00008208	Bank Transaction Entry	IAJ000037929		\$0.01
10/25/2017	347,228	GLTRX00045075			\$750.00	
10/26/2017	346,791	CMTRX00008203	Bank Transaction Entry	RCT000037859		\$36,528.37
10/26/2017	346,792	CMTRX00008203	Bank Transaction Entry	RCT000037860		\$22,029.31
10/26/2017	346,793	CMTRX00008203	Bank Transaction Entry	RCT000037861		\$3,499.02
10/26/2017	346,794	CMTRX00008203	Bank Transaction Entry	RCT000037862		\$17,355.07
10/26/2017	346,795	CMTRX00008203	Bank Transaction Entry	RCT000037863		\$3,031.90
10/26/2017	346,796	CMTRX00008203	Bank Transaction Entry	RCT000037864		\$204,745.33
10/26/2017	346,797	CMTRX00008203	Bank Transaction Entry	RCT000037865		\$2,694.90
10/27/2017	346,798	CMTRX00008204	Bank Transaction Entry	RCT000037866		\$20,304.51
10/27/2017	346,799	CMTRX00008204	Bank Transaction Entry	RCT000037867		\$37,414.53
10/27/2017	346,800	CMTRX00008204	Bank Transaction Entry	RCT000037868		\$664.42
10/27/2017	346,801	CMTRX00008204	Bank Transaction Entry	RCT000037869		\$8,099.03
10/27/2017	346,802	CMTRX00008204	Bank Transaction Entry	RCT000037870		\$2,213.15
10/27/2017	346,803	CMTRX00008204	Bank Transaction Entry	RCT000037871		\$16,102.07
10/27/2017	346,804	CMTRX00008204	Bank Transaction Entry	RCT000037872		\$2,458.74
10/30/2017	346,805	CMTRX00008205	Bank Transaction Entry	RCT000037873		\$51,694.52
10/30/2017	346,806	CMTRX00008205	Bank Transaction Entry	RCT000037874		\$46,358.24
10/30/2017	346,807	CMTRX00008205	Bank Transaction Entry	RCT000037875		\$2,531.07
10/30/2017	346,808	CMTRX00008205	Bank Transaction Entry	RCT000037876		\$34,535.85
10/30/2017	346,809	CMTRX00008205	Bank Transaction Entry	RCT000037877		\$1,825.66
10/30/2017	346,810	CMTRX00008205	Bank Transaction Entry	RCT000037878		\$11,809.91
10/30/2017	346,811	CMTRX00008205	Bank Transaction Entry	RCT000037879		\$215,301.47
10/30/2017	346,812	CMTRX00008205	Bank Transaction Entry	RCT000037880		\$21,260.13
10/30/2017	346,813	CMTRX00008205	Bank Transaction Entry	RCT000037881		\$22,813.60
10/31/2017	346,814	CMTRX00008206	Bank Transaction Entry	RCT000037882		\$15,220.48
10/31/2017	346,815	CMTRX00008206	Bank Transaction Entry	RCT000037883		\$11,408.94
10/31/2017	346,816	CMTRX00008206	Bank Transaction Entry	RCT000037884		\$254.28
10/31/2017	346,817	CMTRX00008206	Bank Transaction Entry	RCT000037885		\$5,957.43
10/31/2017	346,818	CMTRX00008206	Bank Transaction Entry	RCT000037886		\$3,305.82
10/31/2017	346,819	CMTRX00008206	Bank Transaction Entry	RCT000037887		\$37,541.16

10/31/2017	346,820	CMTRX00008206	Bank Transaction Entry	RCT000037888			\$1,646.24
10/31/2017	346,822	GLTRX00045025			\$4,641,495.41		
10/31/2017	346,824	GLTRX00045025				\$35,133.00	
10/31/2017	346,825	GLTRX00045025			\$1,300.00		
10/31/2017	347,178	CMTRX00008208	Bank Transaction Entry	IAJ000037912			\$77,232.19
10/31/2017	347,196	CMTRX00008208	Bank Transaction Entry	IAJ000037930			\$45.00
11/1/2017	347,824	CMTRX00008214	Bank Transaction Entry	RCT000037936			\$27,531.61
11/1/2017	347,825	CMTRX00008214	Bank Transaction Entry	RCT000037937			\$16,707.62
11/1/2017	347,826	CMTRX00008214	Bank Transaction Entry	RCT000037938			\$1,336.95
11/1/2017	347,827	CMTRX00008214	Bank Transaction Entry	RCT000037939			\$7,114.24
11/1/2017	347,828	CMTRX00008214	Bank Transaction Entry	RCT000037940			\$2,642.24
11/1/2017	347,829	CMTRX00008214	Bank Transaction Entry	RCT000037941			\$77,232.19
11/1/2017	347,925	CMTRX00008219	Bank Transaction Entry	RCT000037973			\$55,414.58
11/1/2017	347,941	GLTRX00045147			\$750.00		
11/1/2017	348,419	CMTRX00008237	Bank Transaction Entry	DAJ000038107	\$77,232.19		
11/2/2017	347,873	CMTRX00008215	Bank Transaction Entry	RCT000037943			\$19,912.08
11/2/2017	347,874	CMTRX00008215	Bank Transaction Entry	RCT000037944			\$13,006.86
11/2/2017	347,875	CMTRX00008215	Bank Transaction Entry	RCT000037945			\$810.86
11/2/2017	347,876	CMTRX00008215	Bank Transaction Entry	RCT000037946			\$5,874.28
11/2/2017	347,877	CMTRX00008215	Bank Transaction Entry	RCT000037947			\$2,950.26
11/2/2017	347,878	CMTRX00008215	Bank Transaction Entry	RCT000037948			\$91,014.84
11/2/2017	347,879	CMTRX00008215	Bank Transaction Entry	RCT000037949			\$1,951.49
11/3/2017	347,880	CMTRX00008216	Bank Transaction Entry	RCT000037950			\$27,892.36
11/3/2017	347,881	CMTRX00008216	Bank Transaction Entry	RCT000037951			\$15,836.73
11/3/2017	347,882	CMTRX00008216	Bank Transaction Entry	RCT000037952			\$1,331.34
11/3/2017	347,883	CMTRX00008216	Bank Transaction Entry	RCT000037953			\$11,105.81
11/3/2017	347,884	CMTRX00008216	Bank Transaction Entry	RCT000037954			\$2,637.59
11/3/2017	347,885	CMTRX00008216	Bank Transaction Entry	RCT000037955			\$73,237.25
11/3/2017	347,886	CMTRX00008216	Bank Transaction Entry	RCT000037956			\$4,308.69
11/6/2017	347,887	CMTRX00008217	Bank Transaction Entry	RCT000037957			\$53,705.82
11/6/2017	347,888	CMTRX00008217	Bank Transaction Entry	RCT000037958			\$35,738.36
11/6/2017	347,889	CMTRX00008217	Bank Transaction Entry	RCT000037959			\$1,082.69
System:	HISTORICAL DETAILED T	10/5/2018	10:45:50 AM	Page:	67	User Date:	10/5/2018
N Ky Water District						User ID:	skampsen
11/6/2017	347,890	CMTRX00008217	Bank Transaction Entry	RCT000037960			\$16,626.41
11/6/2017	347,891	CMTRX00008217	Bank Transaction Entry	RCT000037961			\$5,469.70
11/6/2017	347,892	CMTRX00008217	Bank Transaction Entry	RCT000037962			\$126,406.54
11/6/2017	347,893	CMTRX00008217	Bank Transaction Entry	RCT000037963			\$27,898.77
11/6/2017	347,894	CMTRX00008217	Bank Transaction Entry	RCT000037964			\$5,137.29
11/7/2017	347,895	CMTRX00008218	Bank Transaction Entry	RCT000037965			\$22,422.39
11/7/2017	347,896	CMTRX00008218	Bank Transaction Entry	RCT000037966			\$14,575.41
11/7/2017	347,897	CMTRX00008218	Bank Transaction Entry	RCT000037967			\$522.20
11/7/2017	347,898	CMTRX00008218	Bank Transaction Entry	RCT000037968			\$9,030.16
11/7/2017	347,899	CMTRX00008218	Bank Transaction Entry	RCT000037969			\$5,659.63
11/7/2017	347,900	CMTRX00008218	Bank Transaction Entry	RCT000037970			\$116,171.35
11/7/2017	347,901	CMTRX00008218	Bank Transaction Entry	RCT000037971			\$20,396.63
11/7/2017	347,902	CMTRX00008218	Bank Transaction Entry	RCT000037972			\$3,377.67
11/8/2017	347,942	CMTRX00008220	Bank Transaction Entry	RCT000037974			\$46,192.02
11/8/2017	347,943	CMTRX00008220	Bank Transaction Entry	RCT000037975			\$30,527.97
11/8/2017	347,944	CMTRX00008220	Bank Transaction Entry	RCT000037976			\$4,377.51
11/8/2017	347,945	CMTRX00008220	Bank Transaction Entry	RCT000037977			\$18,880.88
11/8/2017	347,946	CMTRX00008220	Bank Transaction Entry	RCT000037978			\$2,872.91
11/8/2017	347,947	CMTRX00008220	Bank Transaction Entry	RCT000037979			\$87,622.00
11/8/2017	347,948	CMTRX00008220	Bank Transaction Entry	RCT000037980			\$53.92
11/8/2017	347,949	CMTRX00008220	Bank Transaction Entry	RCT000037981			\$3,646.56
11/8/2017	348,440	CMTRX00008237	Bank Transaction Entry	DAJ000038128	\$45.00		
11/9/2017	348,004	CMTRX00008221	Bank Transaction Entry	RCT000037982			\$18,177.33
11/9/2017	348,005	CMTRX00008221	Bank Transaction Entry	RCT000037983			\$13,374.68
11/9/2017	348,006	CMTRX00008221	Bank Transaction Entry	RCT000037984			\$335.39
11/9/2017	348,007	CMTRX00008221	Bank Transaction Entry	RCT000037985			\$11,400.13
11/9/2017	348,008	CMTRX00008221	Bank Transaction Entry	RCT000037986			\$3,472.73
11/9/2017	348,009	CMTRX00008221	Bank Transaction Entry	RCT000037987			\$150,361.54
11/9/2017	348,010	CMTRX00008221	Bank Transaction Entry	RCT000037988			\$2,575.13
11/10/2017	348,011	CMTRX00008222	Bank Transaction Entry	RCT000037989			\$23,594.76

11/10/2017	348,012	CMTRX00008222	Bank Transaction Entry	RCT000037990		\$20,656.32	
11/10/2017	348,013	CMTRX00008222	Bank Transaction Entry	RCT000037991		\$1,320.27	
11/10/2017	348,014	CMTRX00008222	Bank Transaction Entry	RCT000037992		\$5,812.07	
11/10/2017	348,015	CMTRX00008222	Bank Transaction Entry	RCT000037993		\$3,062.64	
11/10/2017	348,016	CMTRX00008222	Bank Transaction Entry	RCT000037994		\$105,472.56	
11/10/2017	348,017	CMTRX00008222	Bank Transaction Entry	RCT000037995		\$7,732.47	
11/13/2017	348,018	CMTRX00008223	Bank Transaction Entry	RCT000037996		\$55,763.89	
11/13/2017	348,019	CMTRX00008223	Bank Transaction Entry	RCT000037997		\$37,632.64	
11/13/2017	348,020	CMTRX00008223	Bank Transaction Entry	RCT000037998		\$2,292.53	
11/13/2017	348,021	CMTRX00008223	Bank Transaction Entry	RCT000037999		\$22,720.60	
11/13/2017	348,022	CMTRX00008223	Bank Transaction Entry	RCT000038000		\$4,080.62	
11/13/2017	348,023	CMTRX00008223	Bank Transaction Entry	RCT000038001		\$135,920.40	
11/13/2017	348,024	CMTRX00008223	Bank Transaction Entry	RCT000038002		\$3,816.84	
11/13/2017	348,444	CMTRX00008237	Bank Transaction Entry	IAJ000038132		\$5.00	
11/14/2017	348,025	CMTRX00008224	Bank Transaction Entry	RCT000038003		\$21,046.96	
11/14/2017	348,026	CMTRX00008224	Bank Transaction Entry	RCT000038004		\$14,236.39	
11/14/2017	348,027	CMTRX00008224	Bank Transaction Entry	RCT000038005		\$918.13	
11/14/2017	348,028	CMTRX00008224	Bank Transaction Entry	RCT000038006		\$7,669.69	
11/14/2017	348,029	CMTRX00008224	Bank Transaction Entry	RCT000038007		\$6,287.57	
11/14/2017	348,030	CMTRX00008224	Bank Transaction Entry	RCT000038008		\$196,076.97	
11/14/2017	348,031	CMTRX00008224	Bank Transaction Entry	RCT000038009		\$9,318.69	
11/14/2017	348,032	CMTRX00008224	Bank Transaction Entry	RCT000038010		\$4,772.43	
11/15/2017	348,033	CMTRX00008225	Bank Transaction Entry	RCT000038011		\$41,043.79	
11/15/2017	348,034	CMTRX00008225	Bank Transaction Entry	RCT000038012		\$25,532.40	
11/15/2017	348,035	CMTRX00008225	Bank Transaction Entry	RCT000038013		\$5,182.61	
11/15/2017	348,036	CMTRX00008225	Bank Transaction Entry	RCT000038014		\$24,114.58	
11/15/2017	348,037	CMTRX00008225	Bank Transaction Entry	RCT000038015		\$3,522.17	
11/15/2017	348,038	CMTRX00008225	Bank Transaction Entry	RCT000038016		\$11,563.28	
11/15/2017	348,039	CMTRX00008225	Bank Transaction Entry	RCT000038017		\$51,976.84	
11/15/2017	348,040	CMTRX00008225	Bank Transaction Entry	RCT000038018		\$51,976.84	
11/15/2017	348,041	CMTRX00008225	Bank Transaction Entry	RCT000038019		\$3,997.44	
11/15/2017	348,042	CMTRX00008225	Bank Transaction Entry	RCT000038020		\$3,510.89	
11/15/2017	348,446	CMTRX00008237	Bank Transaction Entry	DAJ000038134	\$51,976.84		
11/16/2017	348,043	CMTRX00008226	Bank Transaction Entry	RCT000038021		\$24,764.19	
11/16/2017	348,044	CMTRX00008226	Bank Transaction Entry	RCT000038022		\$33,445.14	
11/16/2017	348,045	CMTRX00008226	Bank Transaction Entry	RCT000038023		\$3,737.64	
11/16/2017	348,046	CMTRX00008226	Bank Transaction Entry	RCT000038024		\$10,208.68	
11/16/2017	348,047	CMTRX00008226	Bank Transaction Entry	RCT000038025		\$2,358.37	
11/16/2017	348,048	CMTRX00008226	Bank Transaction Entry	RCT000038026		\$70,978.17	
11/16/2017	348,049	CMTRX00008226	Bank Transaction Entry	RCT000038027		\$43.49	
11/16/2017	348,050	CMTRX00008226	Bank Transaction Entry	RCT000038028		\$2,054.68	
11/16/2017	348,442	CMTRX00008237	Bank Transaction Entry	DAJ000038130	\$50.00		
11/17/2017	348,096	CMTRX00008227	Bank Transaction Entry	RCT000038029		\$20,465.93	
11/17/2017	348,097	CMTRX00008227	Bank Transaction Entry	RCT000038030		\$16,385.56	
System:	HISTORICAL DETAILED T 10/5/2018		10:45:50 AM	Page:	68	User Date: 10/5/2018	User ID: skampsen
N Ky Water District							
11/17/2017	348,098	CMTRX00008227	Bank Transaction Entry	RCT000038031		\$839.89	
11/17/2017	348,099	CMTRX00008227	Bank Transaction Entry	RCT000038032		\$16,761.29	
11/17/2017	348,100	CMTRX00008227	Bank Transaction Entry	RCT000038033		\$643.97	
11/17/2017	348,101	CMTRX00008227	Bank Transaction Entry	RCT000038034		\$93,918.05	
11/17/2017	348,102	CMTRX00008227	Bank Transaction Entry	RCT000038035		\$2,283.09	
11/17/2017	348,443	CMTRX00008237	Bank Transaction Entry	DAJ000038131	\$125.00		
11/20/2017	348,355	CMTRX00008229	Bank Transaction Entry	RCT000038051		\$55,176.98	
11/20/2017	348,356	CMTRX00008229	Bank Transaction Entry	RCT000038052		\$34,784.53	
11/20/2017	348,357	CMTRX00008229	Bank Transaction Entry	RCT000038053		\$2,280.20	
11/20/2017	348,358	CMTRX00008229	Bank Transaction Entry	RCT000038054		\$18,707.77	
11/20/2017	348,359	CMTRX00008229	Bank Transaction Entry	RCT000038055		\$2,995.30	
11/20/2017	348,360	CMTRX00008229	Bank Transaction Entry	RCT000038056		\$147,315.49	
11/20/2017	348,361	CMTRX00008229	Bank Transaction Entry	RCT000038057		\$8,284.91	
11/20/2017	348,362	CMTRX00008229	Bank Transaction Entry	RCT000038058		\$1,008.46	
11/20/2017	348,445	CMTRX00008237	Bank Transaction Entry	IAJ000038133		\$0.25	
11/21/2017	348,363	CMTRX00008230	Bank Transaction Entry	RCT000038059		\$20,653.49	
11/21/2017	348,364	CMTRX00008230	Bank Transaction Entry	RCT000038060		\$16,856.51	
11/21/2017	348,365	CMTRX00008230	Bank Transaction Entry	RCT000038061		\$970.83	

11/21/2017	348,366	CMTRX00008230	Bank Transaction Entry	RCT000038062		\$8,272.96	
11/21/2017	348,367	CMTRX00008230	Bank Transaction Entry	RCT000038063		\$1,953.82	
11/21/2017	348,368	CMTRX00008230	Bank Transaction Entry	RCT000038064		\$105,771.98	
11/21/2017	348,369	CMTRX00008230	Bank Transaction Entry	RCT000038065		\$6,630.97	
11/21/2017	348,370	CMTRX00008230	Bank Transaction Entry	RCT000038066		\$47,203.93	
11/22/2017	348,371	CMTRX00008231	Bank Transaction Entry	RCT000038067		\$32,588.71	
11/22/2017	348,372	CMTRX00008231	Bank Transaction Entry	RCT000038068		\$21,395.98	
11/22/2017	348,373	CMTRX00008231	Bank Transaction Entry	RCT000038069		\$2,553.60	
11/22/2017	348,374	CMTRX00008231	Bank Transaction Entry	RCT000038070		\$12,202.18	
11/22/2017	348,375	CMTRX00008231	Bank Transaction Entry	RCT000038071		\$2,323.84	
11/22/2017	348,376	CMTRX00008231	Bank Transaction Entry	RCT000038072		\$129,032.67	
11/22/2017	348,377	CMTRX00008231	Bank Transaction Entry	RCT000038073		\$5,109.07	
11/22/2017	348,378	CMTRX00008231	Bank Transaction Entry	RCT000038074		\$1,297.18	
11/27/2017	348,379	CMTRX00008232	Bank Transaction Entry	RCT000038075		\$50,558.04	
11/27/2017	348,380	CMTRX00008232	Bank Transaction Entry	RCT000038076		\$39,825.75	
11/27/2017	348,381	CMTRX00008232	Bank Transaction Entry	RCT000038077		\$2,373.51	
11/27/2017	348,382	CMTRX00008232	Bank Transaction Entry	RCT000038078		\$19,824.30	
11/27/2017	348,383	CMTRX00008232	Bank Transaction Entry	RCT000038079		\$2,096.04	
11/27/2017	348,384	CMTRX00008232	Bank Transaction Entry	RCT000038080		\$94,941.53	
11/27/2017	348,385	CMTRX00008232	Bank Transaction Entry	RCT000038081		\$4,123.05	
11/28/2017	348,386	CMTRX00008233	Bank Transaction Entry	RCT000038082		\$33,984.36	
11/28/2017	348,387	CMTRX00008233	Bank Transaction Entry	RCT000038083		\$21,448.36	
11/28/2017	348,388	CMTRX00008233	Bank Transaction Entry	RCT000038084		\$1,007.93	
11/28/2017	348,389	CMTRX00008233	Bank Transaction Entry	RCT000038085		\$14,704.70	
11/28/2017	348,390	CMTRX00008233	Bank Transaction Entry	RCT000038086		\$4,424.92	
11/28/2017	348,391	CMTRX00008233	Bank Transaction Entry	RCT000038087		\$462.17	
11/28/2017	348,392	CMTRX00008233	Bank Transaction Entry	RCT000038088		\$390,134.15	
11/28/2017	348,393	CMTRX00008233	Bank Transaction Entry	RCT000038089		\$17,356.23	
11/28/2017	348,394	CMTRX00008233	Bank Transaction Entry	RCT000038090		\$52,840.19	
11/29/2017	348,395	CMTRX00008234	Bank Transaction Entry	RCT000038091		\$45,168.81	
11/29/2017	348,396	CMTRX00008234	Bank Transaction Entry	RCT000038092		\$28,685.72	
11/29/2017	348,397	CMTRX00008234	Bank Transaction Entry	RCT000038093		\$4,604.21	
11/29/2017	348,398	CMTRX00008234	Bank Transaction Entry	RCT000038094		\$26,381.04	
11/29/2017	348,399	CMTRX00008234	Bank Transaction Entry	RCT000038095		\$4,423.17	
11/29/2017	348,400	CMTRX00008234	Bank Transaction Entry	RCT000038096		\$84,243.39	
11/29/2017	348,401	CMTRX00008234	Bank Transaction Entry	RCT000038097		\$17,029.82	
11/29/2017	348,402	CMTRX00008234	Bank Transaction Entry	RCT000038098		\$1,824.24	
11/29/2017	348,421	CMTRX00008237	Bank Transaction Entry	IAJ000038109		\$39,900.10	
11/30/2017	348,317	GLTRX00045185			\$3,840,242.59		
11/30/2017	348,318	GLTRX00045185				\$34,764.48	
11/30/2017	348,319	GLTRX00045185			\$1,320.00		
11/30/2017	348,403	CMTRX00008235	Bank Transaction Entry	RCT000038099		\$35,040.25	
11/30/2017	348,404	CMTRX00008235	Bank Transaction Entry	RCT000038100		\$25,905.76	
11/30/2017	348,405	CMTRX00008235	Bank Transaction Entry	RCT000038101		\$2,571.86	
11/30/2017	348,406	CMTRX00008235	Bank Transaction Entry	RCT000038102		\$18,312.38	
11/30/2017	348,407	CMTRX00008235	Bank Transaction Entry	RCT000038103		\$2,258.65	
11/30/2017	348,408	CMTRX00008235	Bank Transaction Entry	RCT000038104		\$12,995.66	
11/30/2017	348,409	CMTRX00008235	Bank Transaction Entry	RCT000038105		\$2,514.83	
11/30/2017	348,422	CMTRX00008237	Bank Transaction Entry	IAJ000038110		\$78,812.09	
11/30/2017	348,423	CMTRX00008237	Bank Transaction Entry	DAJ000038111	\$5,544.90		
12/1/2017	349,072	CMTRX00008239	Bank Transaction Entry	RCT000038137		\$26,951.10	
12/1/2017	349,073	CMTRX00008239	Bank Transaction Entry	RCT000038138		\$32,983.47	
12/1/2017	349,074	CMTRX00008239	Bank Transaction Entry	RCT000038139		\$2,789.69	
12/1/2017	349,075	CMTRX00008239	Bank Transaction Entry	RCT000038140		\$12,819.01	
12/1/2017	349,076	CMTRX00008239	Bank Transaction Entry	RCT000038141		\$1,243.99	
12/1/2017	349,077	CMTRX00008239	Bank Transaction Entry	RCT000038142		\$118,773.97	
System:	HISTORICAL DETAILED T 10/5/2018		10:45:50 AM	Page:	69	User Date: 10/5/2018	User ID: skampsen
N Ky Water District							
12/1/2017	349,078	CMTRX00008239	Bank Transaction Entry	RCT000038143		\$5,663.42	
12/1/2017	349,851	CMTRX00008264	Bank Transaction Entry	DAJ000038305	\$39,900.10		
12/1/2017	349,852	CMTRX00008264	Bank Transaction Entry	DAJ000038306	\$78,812.09		
12/1/2017	349,853	CMTRX00008264	Bank Transaction Entry	DAJ000038307	\$61.78		
12/4/2017	349,079	CMTRX00008240	Bank Transaction Entry	RCT000038144		\$53,920.65	
12/4/2017	349,080	CMTRX00008240	Bank Transaction Entry	RCT000038145		\$40,913.14	

12/4/2017	349,081	CMTRX00008240	Bank Transaction Entry	RCT000038146		\$1,691.89
12/4/2017	349,082	CMTRX00008240	Bank Transaction Entry	RCT000038147		\$17,438.49
12/4/2017	349,083	CMTRX00008240	Bank Transaction Entry	RCT000038148		\$3,343.75
12/4/2017	349,084	CMTRX00008240	Bank Transaction Entry	RCT000038149		\$118,964.26
12/4/2017	349,085	CMTRX00008240	Bank Transaction Entry	RCT000038150		\$1,861.53
12/5/2017	349,089	CMTRX00008241	Bank Transaction Entry	RCT000038151		\$17,144.67
12/5/2017	349,090	CMTRX00008241	Bank Transaction Entry	RCT000038152		\$13,943.72
12/5/2017	349,091	CMTRX00008241	Bank Transaction Entry	RCT000038153		\$712.73
12/5/2017	349,092	CMTRX00008241	Bank Transaction Entry	RCT000038154		\$7,361.86
12/5/2017	349,093	CMTRX00008241	Bank Transaction Entry	RCT000038155		\$2,721.86
12/5/2017	349,094	CMTRX00008241	Bank Transaction Entry	RCT000038156		\$6,308.43
12/5/2017	349,095	CMTRX00008241	Bank Transaction Entry	RCT000038157		\$132,997.75
12/5/2017	349,096	CMTRX00008241	Bank Transaction Entry	RCT000038158		\$7,039.79
12/5/2017	349,097	CMTRX00008241	Bank Transaction Entry	RCT000038159		\$1,589.83
12/6/2017	349,098	CMTRX00008242	Bank Transaction Entry	RCT000038160		\$37,066.00
12/6/2017	349,099	CMTRX00008242	Bank Transaction Entry	RCT000038161		\$21,793.18
12/6/2017	349,100	CMTRX00008242	Bank Transaction Entry	RCT000038162		\$1,345.79
12/6/2017	349,101	CMTRX00008242	Bank Transaction Entry	RCT000038163		\$16,171.60
12/6/2017	349,102	CMTRX00008242	Bank Transaction Entry	RCT000038164		\$2,548.62
12/6/2017	349,103	CMTRX00008242	Bank Transaction Entry	RCT000038165		\$109,020.06
12/6/2017	349,104	CMTRX00008242	Bank Transaction Entry	RCT000038166		\$31,341.79
12/6/2017	349,105	CMTRX00008242	Bank Transaction Entry	RCT000038167		\$8,790.24
12/7/2017	349,107	CMTRX00008244	Bank Transaction Entry	RCT000038169		\$20,976.58
12/7/2017	349,108	CMTRX00008244	Bank Transaction Entry	RCT000038170		\$10,537.17
12/7/2017	349,109	CMTRX00008244	Bank Transaction Entry	RCT000038171		\$525.58
12/7/2017	349,110	CMTRX00008244	Bank Transaction Entry	RCT000038172		\$5,631.57
12/7/2017	349,111	CMTRX00008244	Bank Transaction Entry	RCT000038173		\$1,898.60
12/7/2017	349,112	CMTRX00008244	Bank Transaction Entry	RCT000038174		\$64,944.26
12/7/2017	349,113	CMTRX00008244	Bank Transaction Entry	RCT000038175		\$8,340.17
12/8/2017	349,114	CMTRX00008245	Bank Transaction Entry	RCT000038176		\$18,490.17
12/8/2017	349,115	CMTRX00008245	Bank Transaction Entry	RCT000038177		\$24,833.46
12/8/2017	349,116	CMTRX00008245	Bank Transaction Entry	RCT000038178		\$426.96
12/8/2017	349,117	CMTRX00008245	Bank Transaction Entry	RCT000038179		\$12,420.76
12/8/2017	349,118	CMTRX00008245	Bank Transaction Entry	RCT000038180		\$785.44
12/8/2017	349,119	CMTRX00008245	Bank Transaction Entry	RCT000038181		\$56,572.13
12/8/2017	349,120	CMTRX00008245	Bank Transaction Entry	RCT000038182		\$2,791.34
12/11/2017	349,121	CMTRX00008246	Bank Transaction Entry	RCT000038183		\$37,223.47
12/11/2017	349,122	CMTRX00008246	Bank Transaction Entry	RCT000038184		\$39,142.42
12/11/2017	349,123	CMTRX00008246	Bank Transaction Entry	RCT000038185		\$953.56
12/11/2017	349,124	CMTRX00008246	Bank Transaction Entry	RCT000038186		\$19,175.31
12/11/2017	349,125	CMTRX00008246	Bank Transaction Entry	RCT000038187		\$3,888.86
12/11/2017	349,127	CMTRX00008246	Bank Transaction Entry	RCT000038189		\$96,840.30
12/11/2017	349,128	CMTRX00008246	Bank Transaction Entry	RCT000038190		\$23.43
12/11/2017	349,129	CMTRX00008246	Bank Transaction Entry	RCT000038191		\$1,519.45
12/11/2017	349,854	CMTRX00008264	Bank Transaction Entry	DAJ000038308	\$0.25	
12/11/2017	349,873	CMTRX00008264	Bank Transaction Entry	IAJ000038327		\$17,391.42
12/12/2017	349,131	CMTRX00008247	Bank Transaction Entry	RCT000038192		\$15,355.04
12/12/2017	349,132	CMTRX00008247	Bank Transaction Entry	RCT000038193		\$14,019.37
12/12/2017	349,133	CMTRX00008247	Bank Transaction Entry	RCT000038194		\$771.91
12/12/2017	349,134	CMTRX00008247	Bank Transaction Entry	RCT000038195		\$11,307.84
12/12/2017	349,135	CMTRX00008247	Bank Transaction Entry	RCT000038196		\$3,695.54
12/12/2017	349,136	CMTRX00008247	Bank Transaction Entry	RCT000038197		\$199,571.45
12/12/2017	349,137	CMTRX00008247	Bank Transaction Entry	RCT000038198		\$23,812.86
12/12/2017	349,138	CMTRX00008247	Bank Transaction Entry	RCT000038199		\$16,517.17
12/13/2017	349,139	CMTRX00008248	Bank Transaction Entry	RCT000038200		\$43,941.08
12/13/2017	349,140	CMTRX00008248	Bank Transaction Entry	RCT000038201		\$30,432.22
12/13/2017	349,141	CMTRX00008248	Bank Transaction Entry	RCT000038202		\$2,759.49
12/13/2017	349,142	CMTRX00008248	Bank Transaction Entry	RCT000038203		\$19,003.87
12/13/2017	349,143	CMTRX00008248	Bank Transaction Entry	RCT000038204		\$4,538.17
12/13/2017	349,144	CMTRX00008248	Bank Transaction Entry	RCT000038205		\$97,611.55
12/13/2017	349,145	CMTRX00008248	Bank Transaction Entry	RCT000038206		\$12,571.90
12/13/2017	349,146	CMTRX00008248	Bank Transaction Entry	RCT000038207		\$691.68
12/13/2017	349,874	CMTRX00008264	Bank Transaction Entry	IAJ000038328		\$152.00
12/14/2017	349,407	CMTRX00008250	Bank Transaction Entry	RCT000038209		\$41,258.67



12/14/2017	349,408	CMTRX00008250	Bank Transaction Entry	RCT000038210		\$20,970.16	
12/14/2017	349,409	CMTRX00008250	Bank Transaction Entry	RCT000038211		\$2,727.45	
12/14/2017	349,410	CMTRX00008250	Bank Transaction Entry	RCT000038212		\$12,489.70	
12/14/2017	349,411	CMTRX00008250	Bank Transaction Entry	RCT000038213		\$3,021.82	
System:	HISTORICAL DETAILED T 10/5/2018		10:45:50 AM	Page:	70	User Date:	10/5/2018
						User ID:	skampsen
N Ky Water District							
12/14/2017	349,412	CMTRX00008250	Bank Transaction Entry	RCT000038214		\$44,202.75	
12/14/2017	349,413	CMTRX00008250	Bank Transaction Entry	RCT000038215		\$3,461.25	
12/15/2017	349,414	CMTRX00008251	Bank Transaction Entry	RCT000038216		\$22,182.50	
12/15/2017	349,415	CMTRX00008251	Bank Transaction Entry	RCT000038217		\$16,883.05	
12/15/2017	349,416	CMTRX00008251	Bank Transaction Entry	RCT000038218		\$217.63	
12/15/2017	349,417	CMTRX00008251	Bank Transaction Entry	RCT000038219		\$9,529.94	
12/15/2017	349,418	CMTRX00008251	Bank Transaction Entry	RCT000038220		\$2,955.58	
12/15/2017	349,419	CMTRX00008251	Bank Transaction Entry	RCT000038221		\$1,908.98	
12/15/2017	349,875	CMTRX00008264	Bank Transaction Entry	DAJ000038329	\$238.96		
12/18/2017	349,420	CMTRX00008252	Bank Transaction Entry	RCT000038222		\$49,679.46	
12/18/2017	349,421	CMTRX00008252	Bank Transaction Entry	RCT000038223		\$35,451.45	
12/18/2017	349,422	CMTRX00008252	Bank Transaction Entry	RCT000038224		\$2,299.26	
12/18/2017	349,423	CMTRX00008252	Bank Transaction Entry	RCT000038225		\$15,064.05	
12/18/2017	349,424	CMTRX00008252	Bank Transaction Entry	RCT000038226		\$3,978.66	
12/18/2017	349,425	CMTRX00008252	Bank Transaction Entry	RCT000038227		\$191,531.93	
12/18/2017	349,426	CMTRX00008252	Bank Transaction Entry	RCT000038228		\$1,099.32	
12/18/2017	349,855	CMTRX00008264	Bank Transaction Entry	IAJ000038309		\$0.75	
12/19/2017	349,427	CMTRX00008253	Bank Transaction Entry	RCT000038229		\$16,751.81	
12/19/2017	349,428	CMTRX00008253	Bank Transaction Entry	RCT000038230		\$14,712.07	
12/19/2017	349,429	CMTRX00008253	Bank Transaction Entry	RCT000038231		\$457.99	
12/19/2017	349,430	CMTRX00008253	Bank Transaction Entry	RCT000038232		\$7,417.17	
12/19/2017	349,431	CMTRX00008253	Bank Transaction Entry	RCT000038233		\$4,933.56	
12/19/2017	349,432	CMTRX00008253	Bank Transaction Entry	RCT000038234		\$80,286.07	
12/19/2017	349,433	CMTRX00008253	Bank Transaction Entry	RCT000038235		\$14,588.59	
12/19/2017	349,434	CMTRX00008253	Bank Transaction Entry	RCT000038236		\$24,462.96	
12/19/2017	349,858	CMTRX00008264	Bank Transaction Entry	IAJ000038312		\$1.00	
12/20/2017	349,435	CMTRX00008254	Bank Transaction Entry	RCT000038237		\$32,861.67	
12/20/2017	349,436	CMTRX00008254	Bank Transaction Entry	RCT000038238		\$32,230.28	
12/20/2017	349,437	CMTRX00008254	Bank Transaction Entry	RCT000038239		\$2,022.06	
12/20/2017	349,438	CMTRX00008254	Bank Transaction Entry	RCT000038240		\$18,776.07	
12/20/2017	349,439	CMTRX00008254	Bank Transaction Entry	RCT000038241		\$3,675.60	
12/20/2017	349,440	CMTRX00008254	Bank Transaction Entry	RCT000038242		\$9,098.29	
12/20/2017	349,441	CMTRX00008254	Bank Transaction Entry	RCT000038243		\$269,823.97	
12/20/2017	349,442	CMTRX00008254	Bank Transaction Entry	RCT000038244		\$18,648.94	
12/20/2017	349,443	CMTRX00008254	Bank Transaction Entry	RCT000038245		\$5,527.58	
12/21/2017	349,324	GLTRX00045299			\$180.73		
12/21/2017	349,325	GLTRX00045299			\$8.78		
12/21/2017	349,326	GLTRX00045299			\$2,213.44		
12/21/2017	349,327	GLTRX00045299			\$66.13		
12/21/2017	349,328	GLTRX00045299			\$1,021.74		
12/21/2017	349,444	CMTRX00008255	Bank Transaction Entry	RCT000038246		\$31,276.88	
12/21/2017	349,445	CMTRX00008255	Bank Transaction Entry	RCT000038247		\$37,145.23	
12/21/2017	349,446	CMTRX00008255	Bank Transaction Entry	RCT000038248		\$2,172.19	
12/21/2017	349,447	CMTRX00008255	Bank Transaction Entry	RCT000038249		\$18,163.89	
12/21/2017	349,448	CMTRX00008255	Bank Transaction Entry	RCT000038250		\$2,883.88	
12/21/2017	349,449	CMTRX00008255	Bank Transaction Entry	RCT000038251		\$62,340.86	
12/21/2017	349,450	CMTRX00008255	Bank Transaction Entry	RCT000038252		\$11,094.84	
12/22/2017	349,552	CMTRX00008256	Bank Transaction Entry	RCT000038253		\$23,081.59	
12/22/2017	349,553	CMTRX00008256	Bank Transaction Entry	RCT000038254		\$15,697.35	
12/22/2017	349,554	CMTRX00008256	Bank Transaction Entry	RCT000038255		\$471.03	
12/22/2017	349,555	CMTRX00008256	Bank Transaction Entry	RCT000038256		\$6,213.51	
12/22/2017	349,556	CMTRX00008256	Bank Transaction Entry	RCT000038257		\$3,500.13	
12/22/2017	349,557	CMTRX00008256	Bank Transaction Entry	RCT000038258		\$72,353.01	
12/22/2017	349,558	CMTRX00008256	Bank Transaction Entry	RCT000038259		\$646.81	
12/27/2017	349,577	CMTRX00008259	Bank Transaction Entry	RCT000038276		\$50,073.22	
12/27/2017	349,578	CMTRX00008259	Bank Transaction Entry	RCT000038277		\$32,349.32	
12/27/2017	349,579	CMTRX00008259	Bank Transaction Entry	RCT000038278		\$1,365.91	
12/27/2017	349,580	CMTRX00008259	Bank Transaction Entry	RCT000038279		\$14,828.10	

12/27/2017	349,581	CMTRX00008259	Bank Transaction Entry	RCT000038280		\$1,472.40			
12/27/2017	349,582	CMTRX00008259	Bank Transaction Entry	RCT000038281		\$3,344.96			
12/27/2017	349,583	CMTRX00008259	Bank Transaction Entry	RCT000038282		\$30,075.73			
12/27/2017	349,584	CMTRX00008259	Bank Transaction Entry	RCT000038283		\$2,710.57			
12/28/2017	349,559	CMTRX00008257	Bank Transaction Entry	RCT000038260		\$18,928.94			
12/28/2017	349,560	CMTRX00008257	Bank Transaction Entry	RCT000038261		\$10,702.69			
12/28/2017	349,561	CMTRX00008257	Bank Transaction Entry	RCT000038262		\$1,738.83			
12/28/2017	349,562	CMTRX00008257	Bank Transaction Entry	RCT000038263		\$10,307.50			
12/28/2017	349,563	CMTRX00008257	Bank Transaction Entry	RCT000038264		\$4,461.65			
12/28/2017	349,564	CMTRX00008257	Bank Transaction Entry	RCT000038265		\$728,437.64			
12/28/2017	349,565	CMTRX00008257	Bank Transaction Entry	RCT000038266		\$2,198.65			
12/28/2017	349,566	CMTRX00008257	Bank Transaction Entry	RCT000038267		\$3,858.65			
12/29/2017	349,567	CMTRX00008258	Bank Transaction Entry	RCT000038268		\$28,522.15			
12/29/2017	349,568	CMTRX00008258	Bank Transaction Entry	RCT000038269		\$15,256.24			
12/29/2017	349,569	CMTRX00008258	Bank Transaction Entry	RCT000038270		\$1,210.60			
12/29/2017	349,570	CMTRX00008258	Bank Transaction Entry	RCT000038271		\$11,977.80			
System:	HISTORICAL DETAILED T 10/5/2018		10:45:50 AM	Page:	71	User Date:	10/5/2018	User ID:	skampsen

N Ky Water District

12/29/2017	349,571	CMTRX00008258	Bank Transaction Entry	RCT000038272		\$720.24
12/29/2017	349,572	CMTRX00008258	Bank Transaction Entry	RCT000038273		\$203,201.48
12/29/2017	349,573	CMTRX00008258	Bank Transaction Entry	RCT000038274		\$6,253.03
12/29/2017	349,574	CMTRX00008258	Bank Transaction Entry	RCT000038275		\$32,555.99
12/29/2017	349,731	GLTRX00045388				\$6,065,813.23
12/29/2017	349,732	GLTRX00045388				\$42,279.00
12/29/2017	349,733	GLTRX00045388				\$860.00
12/29/2017	349,859	CMTRX00008264	Bank Transaction Entry	IAJ000038313		\$144,063.75
12/29/2017	349,862	CMTRX00008264	Bank Transaction Entry	DAJ000038316		\$1,777.78
12/31/2017	351,539	GLTRX00045638				\$188,450.23
12/31/2017	351,977	GLTRX00045703				\$556.53
12/31/2017	352,141	GLTRX00045723				\$556.53
12/31/2017	352,142	GLTRX00045724				\$556.53
12/31/2017	352,143	GLTRX00045724				\$556.53

Account: 142-0002-000			Totals:	Account: 142-0001-000	Net Change	Ending Balance		
Trx Date Jrnl No. Orig. Audit Trail			Description:	Description: A/R Monthly Billings	\$626,997.99	\$5,485,958.07	\$30,707,094.53	\$30,080,096.54
7/18/2017 342,339 CMTRX00008114			Distribution Reference	Beginning Balance: \$106.20				
8/31/2017 344,093 GLTRX00044631			Bank Transaction Entry	Orig. Master Number RCT000037183	Orig. Master Name		Debit	Credit
9/7/2017 344,627 CMTRX00008158			Bank Transaction Entry	RCT000037548			\$278.49	\$278.49
9/28/2017 345,184 GLTRX00044806							\$205.57	
10/27/2017 346,804 CMTRX00008204			Bank Transaction Entry	RCT000037872				\$205.57
11/1/2017 348,104 GLTRX00045166							\$278.49	
12/14/2017 349,413 CMTRX00008250			Bank Transaction Entry	RCT000038215				\$278.49
12/29/2017 349,576 GLTRX00045360							\$355.89	
			Totals:	Account: 142-0002-000	Net Change	Ending Balance		
			Description:	Description: A/R Grants	\$269.69	\$375.89	\$1,118.44	\$848.75

Account: 142-0004-000			Totals:	Account: 142-0002-000	Net Change	Ending Balance		
Trx Date Jrnl No. Orig. Audit Trail			Description:	Description: A/R Grants	\$0.00	\$0.00	\$151,328.40	\$85,900.77
12/31/2017 352,712 GLTRX00045803			Distribution Reference	Orig. Master Number	Orig. Master Name		Debit	Credit
12/31/2017 352,712 GLTRX00045803							\$85,900.77	

Account: 142-0005-000			Totals:	Account: 142-0004-000	Net Change	Ending Balance		
Trx Date Jrnl No. Orig. Audit Trail			Description:	Description: A/R Other	\$237,229.17	\$237,229.17	\$237,229.17	\$0.00
7/1/2017 341,621 GLREV00044341			Distribution Reference	Beginning Balance: \$202,425.50	Orig. Master Name		Debit	Credit
7/1/2017 341,622 GLREV00044341				Orig. Master Number	Orig. Master Name			
7/1/2017 341,706 PMTRX00011113			Purchases	8934	Donley Concrete Cutting		\$650.00	
7/1/2017 341,739 RECVG00002247			Purchases	RCT0000009805	Florence Winwater Works		\$3,764.98	
7/7/2017 342,172 CMTRX00008106			Bank Transaction Entry	RCT000037128				\$23,121.31
7/10/2017 342,420 GLTRX00044427							\$271.61	
7/17/2017 342,302 CMTRX00008113			Bank Transaction Entry	RCT000037175				\$921.71
7/18/2017 341,871 GLTRX00044361							\$640.98	
7/20/2017 342,354 CMTRX00008116			Bank Transaction Entry	RCT000037198				\$5,826.85
7/24/2017 342,139 GLTRX00044388							\$15,660.00	

7/24/2017	342,715	GLTRX00044479					\$2,524.35	
7/24/2017	342,716	GLTRX00044479					\$1,332.82	
7/24/2017	342,717	GLTRX00044479					\$55.64	
7/24/2017	342,718	GLTRX00044479					\$164.56	
7/24/2017	342,719	GLTRX00044479					\$92.77	
7/25/2017	342,623	CMTRX00008119	Bank Transaction Entry	RCT000037221				\$4,300.72
7/27/2017	342,607	PMTRX00011136	Purchases	15 BOOK COPIES 7/17	Taylor, Arnold		\$72.00	
7/28/2017	342,645	CMTRX00008122	Bank Transaction Entry	RCT000037243				\$2,205.88
7/31/2017	342,990	GLTRX00044510					\$8,901.15	
7/31/2017	342,990	GLTRX00044510					\$9,046.08	
8/1/2017	342,990	GLREV00044510						\$8,901.15
8/1/2017	342,990	GLREV00044510						\$9,046.08
8/1/2017	343,167	CMTRX00008126	Bank Transaction Entry	RCT000037299				\$72.00
8/1/2017	343,294	RECVG00002260	Purchases	RCT000009855	Badger Meter, Inc		\$8,615.25	
8/1/2017	343,295	RECVG00002260	Purchases	RCT000009856	Badger Meter, Inc		\$869.72	
8/1/2017	343,296	RECVG00002260	Purchases	RCT000009857	Badger Meter, Inc		\$434.86	
8/1/2017	343,297	RECVG00002260	Purchases	RCT000009858	Badger Meter, Inc		\$4,199.70	
8/1/2017	343,399	PMTRX00011155	Purchases	61025	Spring Grove Sheet Metal		\$3,215.00	
8/2/2017	343,174	CMTRX00008127	Bank Transaction Entry	RCT000037306				\$23.22
8/7/2017	343,196	CMTRX00008130	Bank Transaction Entry	RCT000037328				\$15,460.00
8/9/2017	342,982	GLTRX00044507					\$70.00	
System:	HISTORICAL DETAILED T 10/5/2018		10:45:50 AM	Page:	72	User Date:	10/5/2018	User ID: skampsen
N Ky Water District								
8/9/2017	343,541	CMTRX00008133	Bank Transaction Entry	RCT000037345				\$2,617.12
8/11/2017	343,556	CMTRX00008135	Bank Transaction Entry	RCT000037360				\$640.98
8/15/2017	343,572	CMTRX00008137	Bank Transaction Entry	RCT000037376				\$55.64
8/16/2017	343,580	CMTRX00008138	Bank Transaction Entry	RCT000037384				\$164.56
8/18/2017	343,422	GLTRX00044538					\$455.00	
8/21/2017	343,518	GLTRX00044560					\$7,458.60	
8/21/2017	343,949	CMTRX00008143	Bank Transaction Entry	RCT000037409				\$12,695.00
8/23/2017	343,964	CMTRX00008145	Bank Transaction Entry	RCT000037424				\$1,332.82
8/25/2017	343,875	GLTRX00044605					\$2,762.78	
8/25/2017	343,876	GLTRX00044605					\$593.38	
8/25/2017	343,877	GLTRX00044605					\$402.42	
8/25/2017	343,878	GLTRX00044605					\$259.77	
8/25/2017	343,879	GLTRX00044605					\$388.09	
8/25/2017	343,880	GLTRX00044605					\$445.86	
8/25/2017	343,881	GLTRX00044605					\$379.92	
8/25/2017	343,882	GLTRX00044605					\$435.52	
8/25/2017	343,883	GLTRX00044605					\$2,548.34	
8/25/2017	343,884	GLTRX00044605					\$304.33	
8/31/2017	344,005	GLTRX00044620						\$1,097.97
8/31/2017	344,006	GLTRX00044621						\$1,038.00
8/31/2017	344,006	GLTRX00044621						\$738.00
8/31/2017	344,036	GLTRX00044630						\$1,856.96
8/31/2017	344,094	GLTRX00044638					\$316.33	
8/31/2017	344,095	GLTRX00044638					\$1,079.19	
8/31/2017	344,096	GLTRX00044638					\$192.82	
8/31/2017	344,097	GLTRX00044638					\$666.49	
8/31/2017	344,098	GLTRX00044638					\$90.08	
8/31/2017	344,099	GLTRX00044638					\$64.41	
8/31/2017	344,100	GLTRX00044638					\$3,625.61	
8/31/2017	344,110	GLTRX00044639					\$2,694.65	
8/31/2017	344,386	GLTRX00044704					\$8,901.15	
9/1/2017	344,386	GLREV00044704						\$8,901.15
9/12/2017	344,530	GLTRX00044733					\$12,695.00	
9/12/2017	344,531	GLTRX00044733					\$17,750.00	
9/12/2017	345,577	GLTRX00044872						\$17,750.00
9/13/2017	345,096	CMTRX00008165	Bank Transaction Entry	RCT000037585				\$313.10
9/14/2017	344,635	GLTRX00044746						\$3,775.92
9/14/2017	344,648	GLTRX00044748						\$150.00
9/14/2017	344,648	GLTRX00044748						\$1,010.00
9/14/2017	344,648	GLTRX00044748						\$75.00
9/14/2017	344,648	GLTRX00044748						\$650.00

9/14/2017	344,648	GLTRX00044748							\$175.00
9/14/2017	344,648	GLTRX00044748							\$150.00
9/15/2017	344,655	GLTRX00044755						\$3,589.69	
9/15/2017	345,110	CMTRX00008167	Bank Transaction Entry		RCT000037599				\$470.82
9/18/2017	345,361	CMTRX00008168	Bank Transaction Entry		RCT000037607				\$692.42
9/19/2017	345,370	CMTRX00008169	Bank Transaction Entry		RCT000037615				\$989.52
9/20/2017	345,380	CMTRX00008170	Bank Transaction Entry		RCT000037622				\$1,154.86
9/22/2017	345,394	CMTRX00008172	Bank Transaction Entry		RCT000037636				\$320.01
9/28/2017	345,177	GLTRX00044804						\$17,785.00	
9/28/2017	345,178	GLTRX00044805						\$39.97	
9/28/2017	345,179	GLTRX00044805						\$297.58	
9/28/2017	345,180	GLTRX00044805						\$256.37	
9/28/2017	345,181	GLTRX00044805						\$630.00	
9/28/2017	345,182	GLTRX00044805						\$477.23	
9/28/2017	345,183	GLTRX00044805						\$1,190.40	
9/29/2017	345,433	CMTRX00008177	Bank Transaction Entry		RCT000037675				\$21,212.75
9/29/2017	345,578	GLTRX00044873							\$90.00
9/29/2017	345,579	GLTRX00044873							\$670.50
9/29/2017	345,580	GLTRX00044873							\$1,998.60
9/29/2017	345,581	GLTRX00044873							\$751.80
9/29/2017	345,582	GLTRX00044873							\$1,202.70
9/29/2017	345,583	GLTRX00044873							\$1,263.60
9/29/2017	345,584	GLTRX00044873							\$90.00
9/29/2017	345,585	GLTRX00044873							\$30.00
9/29/2017	345,586	GLTRX00044873							\$120.00
9/29/2017	345,587	GLTRX00044873							\$646.80
9/30/2017	345,797	GLTRX00044903						\$13,301.15	
10/1/2017	345,797	GLREV00044903							\$13,301.15
10/3/2017	345,755	GLTRX00044876						\$1,124.90	
10/5/2017	345,810	CMTRX00008184	Bank Transaction Entry		RCT000037746				\$256.37
10/6/2017	345,756	GLTRX00044877						\$320.01	
10/6/2017	345,766	GLTRX00044891						\$440.09	
10/6/2017	345,951	CMTRX00008185	Bank Transaction Entry		RCT000037754				\$402.42
System:	HISTORICAL DETAILED T	10/5/2018	10:45:50 AM	Page:	73	User Date:	10/5/2018	User ID:	skampsen
N Ky Water District									
10/9/2017	345,958	CMTRX00008186	Bank Transaction Entry		RCT000037761				\$440.09
10/10/2017	345,984	CMTRX00008187	Bank Transaction Entry		RCT000037768				\$3,625.61
10/16/2017	346,153	GLTRX00044931							\$300.00
10/16/2017	346,213	CMTRX00008192	Bank Transaction Entry		RCT000037799				\$1,820.40
10/17/2017	346,164	GLTRX00044942						\$181.31	
10/17/2017	346,490	CMTRX00008194	Bank Transaction Entry		RCT000037807				\$2,248.34
10/18/2017	346,167	GLTRX00044947						\$15,890.00	
10/19/2017	346,282	GLTRX00044953							\$666.49
10/20/2017	346,521	CMTRX00008198	Bank Transaction Entry		RCT000037833				\$750.00
10/25/2017	346,522	GLTRX00044979						\$874.89	
10/25/2017	346,523	GLTRX00044979						\$2,934.70	
10/25/2017	346,593	GLTRX00044981						\$441.20	
10/25/2017	346,594	GLTRX00044981						\$791.18	
10/25/2017	346,595	GLTRX00044981						\$94.41	
10/25/2017	346,596	GLTRX00044981						\$283.31	
10/25/2017	346,597	GLTRX00044981						\$685.11	
10/25/2017	346,598	GLTRX00044981						\$184.53	
10/31/2017	347,330	GLTRX00045091						\$8,901.15	
11/1/2017	347,330	GLREV00045091							\$8,901.15
11/1/2017	347,416	GLTRX00045093						\$9,474.30	
11/1/2017	347,925	CMTRX00008219	Bank Transaction Entry		RCT000037973				\$2,934.70
11/9/2017	348,010	CMTRX00008221	Bank Transaction Entry		RCT000037988				\$14,180.00
11/10/2017	348,017	CMTRX00008222	Bank Transaction Entry		RCT000037995				\$791.18
11/13/2017	348,024	CMTRX00008223	Bank Transaction Entry		RCT000038002				\$184.53
11/13/2017	348,437	CMTRX00008237	Bank Transaction Entry		DAJ000038125			\$1,544.70	
11/14/2017	347,452	GLTRX00045100						\$904.75	
11/14/2017	348,438	CMTRX00008237	Bank Transaction Entry		DAJ000038126			\$380.56	
11/16/2017	348,439	CMTRX00008237	Bank Transaction Entry		DAJ000038127			\$348.15	
11/20/2017	347,804	GLTRX00045122						\$1,464.46	

11/22/2017	347,815	GLTRX00045136				\$199.43	
11/22/2017	347,816	GLTRX00045136				\$146.26	
11/22/2017	347,817	GLTRX00045136				\$229.08	
11/22/2017	347,818	GLTRX00045136				\$824.56	
11/22/2017	347,819	GLTRX00045136				\$14.56	
11/22/2017	347,820	GLTRX00045136				\$675.09	
11/22/2017	347,821	GLTRX00045136				\$130.00	
11/22/2017	347,822	GLTRX00045137				\$200.00	
11/22/2017	347,823	GLTRX00045137				\$23.61	
11/28/2017	348,394	CMTRX00008233	Bank Transaction Entry	RCT000038090			\$90.00
11/29/2017	348,402	CMTRX00008234	Bank Transaction Entry	RCT000038098			\$3,589.69
11/30/2017	348,409	CMTRX00008235	Bank Transaction Entry	RCT000038105			\$1,175.79
11/30/2017	348,413	GLTRX00045230					\$1,710.00
11/30/2017	348,414	GLTRX00045231				\$13,425.00	
11/30/2017	348,415	GLTRX00045231				\$14,145.00	
11/30/2017	348,689	GLTRX00045250				\$8,901.15	
12/1/2017	348,689	GLREV00045250					\$8,901.15
12/4/2017	349,085	CMTRX00008240	Bank Transaction Entry	RCT000038150			\$4,607.40
12/6/2017	349,105	CMTRX00008242	Bank Transaction Entry	RCT000038167			\$815.59
12/7/2017	349,113	CMTRX00008244	Bank Transaction Entry	RCT000038175			\$14,961.89
12/12/2017	349,138	CMTRX00008247	Bank Transaction Entry	RCT000038199			\$2,058.60
12/14/2017	349,413	CMTRX00008250	Bank Transaction Entry	RCT000038215			\$2,273.41
12/15/2017	348,920	GLTRX00045270				\$402.42	
12/15/2017	348,921	GLTRX00045270				\$2,267.34	
12/15/2017	348,922	GLTRX00045270				\$684.75	
12/15/2017	348,923	GLTRX00045270				\$435.39	
12/15/2017	348,924	GLTRX00045270				\$336.49	
12/15/2017	348,925	GLTRX00045270				\$454.02	
12/15/2017	348,926	GLTRX00045270				\$33.07	
12/15/2017	348,927	GLTRX00045270				\$2,458.52	
12/15/2017	348,928	GLTRX00045270				\$2,406.65	
12/15/2017	348,929	GLTRX00045270				\$66.14	
12/15/2017	348,930	GLTRX00045270				\$3,014.05	
12/15/2017	349,419	CMTRX00008251	Bank Transaction Entry	RCT000038221			\$199.43
12/19/2017	349,130	GLTRX00045296				\$1,396.23	
12/19/2017	349,130	GLTRX00045296				\$1,192.58	
12/19/2017	349,130	GLTRX00045296				\$1,388.67	
12/19/2017	349,434	CMTRX00008253	Bank Transaction Entry	RCT000038236			\$146.26
12/19/2017	349,856	CMTRX00008264	Bank Transaction Entry	IAJ000038310			\$3,977.48
12/21/2017	349,324	GLTRX00045299				\$180.73	
12/21/2017	349,325	GLTRX00045299				\$8.78	
12/21/2017	349,326	GLTRX00045299				\$2,213.44	
12/21/2017	349,327	GLTRX00045299				\$66.13	
12/21/2017	349,328	GLTRX00045299				\$1,021.74	
12/21/2017	349,450	CMTRX00008255	Bank Transaction Entry	RCT000038252			\$380.95
System:	HISTORICAL DETAILED T 10/5/2018		10:45:50 AM	Page:	74	User Date:	10/5/2018
						User ID:	skampsen
N Ky Water District							
12/28/2017	349,545	GLTRX00045353				\$98.85	
12/28/2017	349,546	GLTRX00045353				\$34.80	
12/28/2017	349,547	GLTRX00045353				\$88.57	
12/28/2017	349,548	GLTRX00045353				\$481.91	
12/28/2017	349,549	GLTRX00045353				\$140.00	
12/28/2017	351,691	GLTRX00045645					\$14,145.00
12/28/2017	351,692	GLTRX00045646				\$6,970.00	
12/29/2017	349,460	GLTRX00045327				\$374.69	
12/29/2017	349,461	GLTRX00045327				\$226.48	
12/29/2017	349,462	GLTRX00045327				\$246.38	
12/29/2017	349,463	GLTRX00045327				\$308.51	
12/29/2017	349,464	GLTRX00045327				\$353.83	
12/29/2017	349,465	GLTRX00045327				\$226.48	
12/29/2017	349,466	GLTRX00045327				\$242.82	
12/29/2017	349,574	CMTRX00008258	Bank Transaction Entry	RCT000038275			\$14.56
12/29/2017	349,585	GLTRX00045363				\$14,145.00	
12/31/2017	349,823	GLTRX00045403				\$8,901.15	

12/31/2017	350,496	GLTRX00045480							\$5,401.10			
12/31/2017	350,707	GLTRX00045511							\$15,470.00			
12/31/2017	351,484	GLTRX00045610								\$8,901.15		
12/31/2017	351,495	GLTRX00045617							\$2,096.00			
12/31/2017	351,495	GLTRX00045617							\$2,096.00			
12/31/2017	351,495	GLTRX00045617							\$2,000.00			
12/31/2017	351,495	GLTRX00045617							\$2,096.00			
12/31/2017	351,497	GLTRX00045617							\$663.21			
Totals:			Account:	142-0005-000	Net Change	Ending Balance			\$33,553.22	\$327,762.54	\$294,209.32	
Account:	142-0006-000		Description:	A/R Assessments	Beginning Balance:				\$131,088.33			
Trx Date	Jrnl No.	Orig. Audit Trail	Distribution Reference		Orig. Master Number	Orig. Master Name				Debit	Credit	
12/31/2017	351,987	GLTRX00045706								\$7,753.40		
Totals:			Account:	142-0006-000	Net Change	Ending Balance			\$7,753.40	\$7,753.40	\$0.00	
Account:	143-0000-000		Description:	Allowance for Doubtful Account -	Beginning Balance:				\$0.00			
Trx Date	Jrnl No.	Orig. Audit Trail	Distribution Reference		Orig. Master Number	Orig. Master Name				Debit	Credit	
12/31/2017	352,515	GLTRX00045780									\$35,000.00	
Totals:			Account:	143-0000-000	Net Change	Ending Balance			(\$35,000.00)	(\$35,000.00)	\$0.00	\$35,000.00
Account:	151-0000-000		Description:	Materials & Supplies Inventory	Beginning Balance:				\$1,186,489.79			
Trx Date	Jrnl No.	Orig. Audit Trail	Distribution Reference		Orig. Master Number	Orig. Master Name				Debit	Credit	
7/1/2017	341,503	RECVG00002244	Purchases	RCT0000009793		Viking Supply, Inc				\$312.80		
7/1/2017	341,740	RECVG00002247	Purchases	RCT0000009806		Florence Winwater Works				\$1,098.50		
7/1/2017	341,741	RECVG00002247	Purchases	RCT0000009807		Florence Winwater Works				\$4,199.00		
7/1/2017	341,999	RECVG00002251	Purchases	RCT0000009818		Florence Winwater Works				\$5,673.60		
7/10/2017	341,737	RECVG00002247	Purchases	RCT0000009803		HD Supply Waterworks, Ltd				\$236.20		
7/13/2017	341,917	RECVG00002248	Purchases	RCT0000009812		Utility Sales Agency				\$1,101.10		
7/14/2017	341,915	RECVG00002248	Purchases	RCT0000009810		HD Supply Waterworks, Ltd				\$11,977.50		
7/14/2017	341,916	RECVG00002248	Purchases	RCT0000009811		HD Supply Waterworks, Ltd				\$2,270.50		
7/14/2017	342,289	RECVG00002253	Purchases	RCT0000009833		Viking Supply, Inc				\$3,431.90		
7/14/2017	342,426	RECVG00002255	Purchases	RCT0000009840		Viking Supply, Inc				\$78.20		
7/17/2017	341,913	RECVG00002248	Purchases	RCT0000009808		Fortiline, Inc.				\$1,137.00		
7/18/2017	342,425	RECVG00002255	Purchases	RCT0000009839		Viking Supply, Inc				\$1,175.00		
7/19/2017	342,423	RECVG00002255	Purchases	RCT0000009837		HD Supply Waterworks, Ltd				\$6,530.00		
7/21/2017	342,424	RECVG00002255	Purchases	RCT0000009838		HD Supply Waterworks, Ltd				\$13,759.58		
7/31/2017	342,553	GLTRX00044449									\$105,923.77	
8/1/2017	342,788	RECVG00002258	Purchases	RCT0000009843		HD Supply Waterworks, Ltd				\$6,793.00		
8/1/2017	342,790	RECVG00002258	Purchases	RCT0000009845		Viking Supply, Inc				\$469.90		
8/1/2017	342,791	RECVG00002258	Purchases	RCT0000009846		Florence Winwater Works				\$4,238.80		
8/1/2017	342,792	RECVG00002258	Purchases	RCT0000009847		Florence Winwater Works				\$813.61		
8/1/2017	342,793	RECVG00002258	Purchases	RCT0000009848		Florence Winwater Works				\$695.00		
8/1/2017	343,298	RECVG00002260	Purchases	RCT0000009859		Ferguson Waterworks				\$714.50		
8/1/2017	343,299	RECVG00002260	Purchases	RCT0000009861		Florence Winwater Works				\$699.95		
8/1/2017	343,300	RECVG00002260	Purchases	RCT0000009862		Florence Winwater Works				\$539.35		
8/1/2017	343,301	RECVG00002260	Purchases	RCT0000009864		Florence Winwater Works				\$6,602.10		
8/1/2017	343,310	RECVG00002260	Purchases	RCT0000009879		Viking Supply, Inc				\$440.00		
8/1/2017	343,312	RECVG00002260	Purchases	RCT0000009881		Viking Supply, Inc				\$185.00		
8/3/2017	343,307	RECVG00002260	Purchases	RCT0000009876		Viking Supply, Inc				\$1,735.80		
8/3/2017	343,308	RECVG00002260	Purchases	RCT0000009877		Viking Supply, Inc				\$118.75		
System:	HISTORICAL DETAILED T	10/5/2018	10:45:50 AM	Page:	75	User Date:	10/5/2018	User ID:		skampsen		
N Ky Water District												
8/3/2017	343,309	RECVG00002260	Purchases	RCT0000009878		Viking Supply, Inc				\$1,649.70		
8/3/2017	343,311	RECVG00002260	Purchases	RCT0000009880		Viking Supply, Inc				\$4,153.68		
8/8/2017	343,303	RECVG00002260	Purchases	RCT0000009868		HD Supply Waterworks, Ltd				\$3,405.02		
8/8/2017	343,304	RECVG00002260	Purchases	RCT0000009869		HD Supply Waterworks, Ltd				\$2,395.50		
8/10/2017	343,302	RECVG00002260	Purchases	RCT0000009866		Fortiline, Inc.				\$120.50		
8/10/2017	343,378	RECVG00002261	Purchases	RCT0000009883		Fortiline, Inc.				\$1,239.45		
8/11/2017	343,379	RECVG00002261	Purchases	RCT0000009884		HD Supply Waterworks, Ltd				\$518.30		
8/11/2017	343,727	RECVG00002264	Purchases	RCT0000009890		Viking Supply, Inc				\$881.90		
8/17/2017	344,325	RECVG00002269	Purchases	RCT0000009912		Florence Winwater Works				\$699.95		
8/17/2017	344,326	RECVG00002269	Purchases	RCT0000009913		Florence Winwater Works				\$9,749.90		
8/18/2017	343,725	RECVG00002264	Purchases	RCT0000009888		HD Supply Waterworks, Ltd				\$1,802.40		
8/22/2017	343,724	RECVG00002264	Purchases	RCT0000009887		HD Supply Waterworks, Ltd				\$1,715.50		

8/22/2017	343,728	RECVG00002264	Purchases	RCT0000009891	Viking Supply, Inc	\$42.00	
8/22/2017	343,965	RECVG00002265	Purchases	RCT0000009892	General Foundries, Inc.	\$437.50	
8/23/2017	343,726	RECVG00002264	Purchases	RCT0000009889	Florence Winwater Works	\$3,399.95	
8/23/2017	343,972	RECVG00002266	Purchases	RCT0000009898	Florence Winwater Works	\$599.00	
8/23/2017	343,974	RECVG00002266	Purchases	RCT0000009900	Viking Supply, Inc	\$247.20	
8/23/2017	343,975	RECVG00002266	Purchases	RCT0000009901	Viking Supply, Inc	\$1,800.00	
8/24/2017	343,966	RECVG00002265	Purchases	RCT0000009893	Viking Supply, Inc	\$1,150.00	
8/24/2017	344,328	RECVG00002269	Purchases	RCT0000009915	Florence Winwater Works	\$804.18	
8/25/2017	343,968	RECVG00002265	Purchases	RCT0000009895	HD Supply Waterworks, Ltd	\$14,373.00	
8/28/2017	344,268	RECVG00002268	Purchases	RCT0000009904	Fortiline, Inc.	\$605.25	
8/29/2017	343,970	RECVG00002266	Purchases	RCT0000009896	Core & Main	\$8,373.00	
8/29/2017	343,971	RECVG00002266	Purchases	RCT0000009897	Core & Main	\$6,524.75	
8/29/2017	344,270	RECVG00002268	Purchases	RCT0000009907	Viking Supply, Inc	\$883.00	
8/29/2017	344,271	RECVG00002268	Purchases	RCT0000009908	Viking Supply, Inc	\$9,607.50	
8/30/2017	344,327	RECVG00002269	Purchases	RCT0000009914	Fortiline, Inc.	\$1,870.00	
8/31/2017	344,324	RECVG00002269	Purchases	RCT0000009911	Florence Winwater Works	\$1,797.00	
8/31/2017	344,492	GLTRX00044721					\$86,859.98
9/1/2017	344,323	RECVG00002269	Purchases	RCT0000009910	Viking Supply, Inc	\$1,405.00	
9/1/2017	344,906	RECVG00002273	Purchases	RCT0000009931	Fortiline, Inc.	\$812.50	
9/7/2017	344,746	RECVG00002272	Purchases	RCT0000009924	Viking Supply, Inc	\$6,679.43	
9/8/2017	344,747	RECVG00002272	Purchases	RCT0000009925	Core & Main	\$132.00	
9/11/2017	344,905	RECVG00002273	Purchases	RCT0000009930	Core & Main	\$11,536.20	
9/13/2017	344,745	RECVG00002272	Purchases	RCT0000009923	Florence Winwater Works	\$1,113.20	
9/15/2017	344,915	RECVG00002273	Purchases	RCT0000009940	Viking Supply, Inc	\$1,264.75	
9/15/2017	345,190	RECVG00002276	Purchases	RCT0000009949	General Foundries, Inc.	\$700.00	
9/26/2017	345,436	RECVG00002277	Purchases	RCT0000009953	Core & Main	\$1,525.00	
9/26/2017	345,439	RECVG00002277	Purchases	RCT0000009956	Florence Winwater Works	\$590.75	
9/27/2017	345,440	RECVG00002277	Purchases	RCT0000009957	Florence Winwater Works	\$3,296.25	
9/27/2017	345,441	RECVG00002277	Purchases	RCT0000009958	Florence Winwater Works	\$539.35	
9/29/2017	345,437	RECVG00002277	Purchases	RCT0000009954	Ferguson Waterworks	\$370.00	
9/30/2017	345,443	GLTRX00044845					\$86,471.00
10/1/2017	345,986	RECVG00002282	Purchases	RCT0000009969	Ferguson Waterworks	\$10.00	
10/1/2017	345,987	RECVG00002282	Purchases	RCT0000009970	Ferguson Waterworks	\$100.00	
10/1/2017	345,996	RECVG00002282	Purchases	RCT0000009979	Fortiline, Inc.	\$121.92	
10/1/2017	346,000	RECVG00002282	Purchases	RCT0000009983	Viking Supply, Inc	\$111.80	
10/1/2017	346,311	RECVG00002284	Purchases	RCT0000009988	Core & Main	\$1,162.00	
10/1/2017	346,318	RECVG00002284	Purchases	RCT0000009995	Fortiline, Inc.	\$921.00	
10/2/2017	345,985	RECVG00002282	Purchases	RCT0000009968	Core & Main	\$123.75	
10/4/2017	346,323	RECVG00002284	Purchases	RCT0000010000	Viking Supply, Inc	\$2,603.70	
10/5/2017	345,988	RECVG00002282	Purchases	RCT0000009971	Ferguson Waterworks	\$714.50	
10/9/2017	345,989	RECVG00002282	Purchases	RCT0000009972	Ferguson Waterworks	\$714.50	
10/9/2017	345,999	RECVG00002282	Purchases	RCT0000009982	Viking Supply, Inc	\$1,796.00	
10/9/2017	346,309	RECVG00002284	Purchases	RCT0000009986	Core & Main	\$11,325.17	
10/9/2017	346,322	RECVG00002284	Purchases	RCT0000009999	Viking Supply, Inc	\$3,192.00	
10/10/2017	345,990	RECVG00002282	Purchases	RCT0000009973	Florence Winwater Works	\$602.45	
10/10/2017	345,995	RECVG00002282	Purchases	RCT0000009978	Fortiline, Inc.	\$1,137.00	
10/10/2017	346,308	RECVG00002284	Purchases	RCT0000009985	Core & Main	\$603.00	
10/10/2017	346,313	RECVG00002284	Purchases	RCT0000009990	Florence Winwater Works	\$2,517.75	
10/10/2017	346,314	RECVG00002284	Purchases	RCT0000009991	Florence Winwater Works	\$1,398.75	
10/10/2017	346,315	RECVG00002284	Purchases	RCT0000009992	Florence Winwater Works	\$2,797.50	
10/10/2017	346,321	RECVG00002284	Purchases	RCT0000009998	Viking Supply, Inc	\$1,008.00	
10/11/2017	345,991	RECVG00002282	Purchases	RCT0000009974	Florence Winwater Works	\$2,199.00	
10/11/2017	345,992	RECVG00002282	Purchases	RCT0000009975	Florence Winwater Works	\$799.25	
10/11/2017	346,316	RECVG00002284	Purchases	RCT0000009993	Florence Winwater Works	\$6,918.10	
10/17/2017	346,619	RECVG00002287	Purchases	RCT0000010009	Fortiline, Inc.	\$2,079.00	
10/18/2017	346,622	RECVG00002287	Purchases	RCT0000010012	Viking Supply, Inc	\$3,249.50	
10/18/2017	346,936	RECVG00002291	Purchases	RCT0000010025	General Foundries, Inc.	\$875.00	
10/19/2017	346,382	RECVG00002285	Purchases	RCT0000010001	Core & Main	\$5,492.83	
10/19/2017	346,682	RECVG00002289	Purchases	RCT0000010015	Consolidated Pipe & Supply Co Inc.	\$775.00	
10/20/2017	346,621	RECVG00002287	Purchases	RCT0000010011	Viking Supply, Inc	\$2,160.00	
10/23/2017	346,592	RECVG00002286	Purchases	RCT0000010005	Fortiline, Inc.	\$1,137.00	
10/24/2017	346,617	RECVG00002287	Purchases	RCT0000010007	Core & Main	\$17,761.00	

10/25/2017	346,934	RECVG00002291	Purchases	RCT0000010023	Fortiline, Inc.	\$1,750.00	
10/25/2017	346,940	RECVG00002291	Purchases	RCT0000010029	Viking Supply, Inc	\$2,232.50	
10/25/2017	346,972	RECVG00002292	Purchases	RCT0000010030	Core & Main	\$603.00	
10/26/2017	346,973	RECVG00002292	Purchases	RCT0000010031	Florence Winnelson Co	\$2,180.00	
10/26/2017	346,974	RECVG00002292	Purchases	RCT0000010032	Florence Winwater Works	\$6,464.75	
10/26/2017	346,975	RECVG00002292	Purchases	RCT0000010033	Florence Winwater Works	\$11,653.50	
10/31/2017	347,117	GLTRX00045056					\$81,199.00
11/1/2017	347,524	RECVG00002295	Purchases	RCT0000010042	Core & Main	\$472.40	
11/1/2017	347,526	RECVG00002295	Purchases	RCT0000010044	Core & Main	\$3,547.60	
11/1/2017	347,528	RECVG00002295	Purchases	RCT0000010046	Fortiline, Inc.	\$1,870.00	
11/1/2017	347,531	RECVG00002295	Purchases	RCT0000010049	Viking Supply, Inc	\$1,800.00	
11/3/2017	347,272	RECVG00002293	Purchases	RCT0000010037	Utility Sales Agency	\$1,101.00	
11/3/2017	347,525	RECVG00002295	Purchases	RCT0000010043	Core & Main	\$14,373.00	
11/3/2017	347,527	RECVG00002295	Purchases	RCT0000010045	Core & Main	\$1,477.00	
11/3/2017	347,532	RECVG00002295	Purchases	RCT0000010050	General Foundries, Inc.	\$700.00	
11/8/2017	347,529	RECVG00002295	Purchases	RCT0000010047	Florence Winwater Works	\$3,506.93	
11/10/2017	347,523	RECVG00002295	Purchases	RCT0000010041	Core & Main	\$280.25	
11/10/2017	347,533	RECVG00002295	Purchases	RCT0000010051	Core & Main	\$10,579.00	
11/10/2017	348,159	RECVG00002300	Purchases	RCT0000010064	Florence Winwater Works	\$6,918.10	
11/10/2017	348,161	RECVG00002300	Purchases	RCT0000010066	Florence Winwater Works	\$165.48	
11/10/2017	348,165	RECVG00002300	Purchases	RCT0000010070	Viking Supply, Inc	\$156.40	
11/14/2017	347,950	RECVG00002298	Purchases	RCT0000010057	Viking Supply, Inc	\$1,047.24	
11/16/2017	347,578	RECVG00002297	Purchases	RCT0000010055	Core & Main	\$1,128.00	
11/16/2017	347,953	RECVG00002298	Purchases	RCT0000010060	Core & Main	\$360.00	
11/17/2017	347,951	RECVG00002298	Purchases	RCT0000010058	Viking Supply, Inc	\$1,950.00	
11/17/2017	348,164	RECVG00002300	Purchases	RCT0000010069	Viking Supply, Inc	\$92.00	
11/17/2017	348,166	RECVG00002300	Purchases	RCT0000010071	Viking Supply, Inc	\$441.20	
11/21/2017	348,160	RECVG00002300	Purchases	RCT0000010065	Florence Winwater Works	\$5,157.30	
11/21/2017	348,320	GLTRX00045199				\$11,416.55	
11/30/2017	348,418	GLTRX00045234					\$72,969.74
12/1/2017	348,585	RECVG00002303	Purchases	RCT0000010088	Florence Winwater Works	\$539.35	
12/1/2017	348,587	RECVG00002303	Purchases	RCT0000010090	Florence Winwater Works	\$5,310.00	
12/1/2017	348,588	RECVG00002303	Purchases	RCT0000010091	Fortiline, Inc.	\$1,712.80	
12/1/2017	348,844	RECVG00002304	Purchases	RCT0000010104	Fortiline, Inc.	\$2,315.75	
12/1/2017	348,847	RECVG00002304	Purchases	RCT0000010107	Viking Supply, Inc	\$549.90	
12/4/2017	349,294	RECVG00002308	Purchases	RCT0000010128	Viking Supply, Inc	\$393.40	
12/5/2017	348,838	RECVG00002304	Purchases	RCT0000010098	Core & Main	\$8,823.00	
12/5/2017	348,843	RECVG00002304	Purchases	RCT0000010103	Fortiline, Inc.	\$1,137.00	
12/5/2017	349,459	RECVG00002310	Purchases	RCT0000010134	Viking Supply, Inc	\$500.05	
12/6/2017	348,837	RECVG00002304	Purchases	RCT0000010097	Core & Main	\$3,288.00	
12/8/2017	348,839	RECVG00002304	Purchases	RCT0000010099	Core & Main	\$3,808.50	
12/13/2017	349,149	RECVG00002307	Purchases	RCT0000010119	Viking Supply, Inc	\$1,347.05	
12/13/2017	349,150	RECVG00002307	Purchases	RCT0000010120	Florence Winwater Works	\$248.22	
12/13/2017	349,458	RECVG00002310	Purchases	RCT0000010133	Florence Winwater Works	\$6,462.50	
12/14/2017	349,291	RECVG00002308	Purchases	RCT0000010125	Core & Main	\$311.75	
12/15/2017	349,293	RECVG00002308	Purchases	RCT0000010127	Viking Supply, Inc	\$323.75	
12/15/2017	349,295	RECVG00002308	Purchases	RCT0000010129	Viking Supply, Inc	\$2,184.10	
12/19/2017	349,456	RECVG00002310	Purchases	RCT0000010131	Core & Main	\$9,025.00	
12/31/2017	349,998	GLTRX00045417					\$59,270.38
12/31/2017	351,509	GLTRX00045629				\$32,080.99	
12/31/2017	351,510	GLTRX00045629				\$8,970.00	
12/31/2017	351,511	GLTRX00045630				\$91,978.76	
12/31/2017	351,514	GLTRX00045632					\$12,240.88
12/31/2017	351,515	GLTRX00045633				\$12,240.88	
Account: 151-0002-000			Totals:	Account: 151-0000-000	Net Change	Ending Balance	
Trx Date			Description:	Inventory - meters	\$46,281.87	\$1,232,771.66	\$551,216.62
7/1/2017			Distribution Reference	Beginning Balance:	\$247,840.03		\$504,934.75
7/1/2017			Purchases	Orig. Master Number	Orig. Master Name	Debit	Credit
7/1/2017			Purchases	RCT0000009814	Badger Meter, Inc.	\$2,495.65	
7/1/2017			Purchases	RCT0000009815	Badger Meter, Inc.	\$91,935.00	
7/31/2017			Purchases	RCT0000009816	Badger Meter, Inc.	\$16,342.50	
8/31/2017							\$60,838.00
9/30/2017							\$74,079.00
							\$41,991.26



10/31/2017	347,117	GLTRX00045056											\$90,563.68
11/1/2017	348,200	RECVG00002301	Purchases		RCT0000010073	Badger Meter, Inc.		\$15,204.50					
11/1/2017	348,201	RECVG00002301	Purchases		RCT0000010074	Badger Meter, Inc.		\$32,685.00					
11/1/2017	348,202	RECVG00002301	Purchases		RCT0000010075	Badger Meter, Inc.		\$2,495.65					
11/1/2017	348,203	RECVG00002301	Purchases		RCT0000010076	Badger Meter, Inc.		\$211,170.00					
11/1/2017	348,204	RECVG00002301	Purchases		RCT0000010077	Badger Meter, Inc.		\$12,859.60					
11/1/2017	348,205	RECVG00002301	Purchases		RCT0000010078	Badger Meter, Inc.		\$49,934.50					
11/9/2017	348,198	PMTRX00011280	Purchases		90011689	Badger Meter, Inc.						\$31,513.75	
System:	HISTORICAL DETAILED T	10/5/2018	10:45:50 AM	Page:	77	User Date:	10/5/2018	User ID:				skampsen	

N Ky Water District

11/30/2017	348,418	GLTRX00045234											\$55,848.00
12/1/2017	348,873	PMTRX00011298	Purchases		1199671	Badger Meter, Inc.		\$35,595.00					
12/31/2017	349,998	GLTRX00045417											\$34,693.00
12/31/2017	351,512	GLTRX00045631											\$8,193.56

Totals:	Account:	151-0002-000	Net Change	Ending Balance
Description:	Prepaid Insurance	Beginning Balance:	\$72,997.15	\$320,837.18
Distribution Reference		Orig. Master Number	\$344,916.90	\$470,717.40

Account:	Trx Date	Jrnl No.	Orig. Audit Trail	Description:	Distribution Reference	Orig. Master Name	Debit	Credit
162-0001-000	7/1/2017	341,492	PMTRX00011108	Purchases	3214H7087 06/17	Travelers	\$111,568.50	
	7/10/2017	342,009	PMTRX00011123	Purchases	NKWSDBL633284 08/17	Lincoln National Life Insurance Co.	\$5,640.94	
	7/11/2017	342,029	PMTRX00011123	Purchases	C0043901264	United Healthcare Insurance	\$261,233.49	
	7/16/2017	342,006	PMTRX00011123	Purchases	350861411	Humana Dental Ins. Co.	\$1,027.50	
	7/27/2017	342,291	GLTRX00044408					\$979.55
	7/31/2017	342,294	GLTRX00044409					\$259,525.90
	7/31/2017	343,003	GLTRX00044521					\$5,614.95
	7/31/2017	343,004	GLTRX00044522					\$3,778.04
	7/31/2017	343,005	GLTRX00044522					\$32,431.17
	7/31/2017	343,006	GLTRX00044522					\$4,758.33
	7/31/2017	343,007	GLTRX00044522					\$362.67
	8/8/2017	343,412	PMTRX00011155	Purchases	C0044106613	United Healthcare Insurance	\$258,197.92	
	8/16/2017	343,365	PMTRX00011154	Purchases	350861367	Humana Dental Ins. Co.	\$993.25	
	8/18/2017	343,388	PMTRX00011155	Purchases	NKWSDBL633284 09/17	Lincoln National Life Insurance Co.	\$5,467.19	
	8/30/2017	343,931	GLTRX00044613					\$261,233.49
	8/30/2017	343,932	GLTRX00044614					\$1,027.50
	8/31/2017	343,969	GLTRX00044619					\$5,640.94
	8/31/2017	344,480	GLTRX00044711					\$3,778.04
	8/31/2017	344,481	GLTRX00044711					\$32,431.17
	8/31/2017	344,482	GLTRX00044717					\$4,758.33
	8/31/2017	344,487	GLTRX00044717					\$362.67
	9/7/2017	345,152	PMTRX00011200	Purchases	C0044328197	United Healthcare Insurance	\$241,503.39	
	9/17/2017	344,955	PMTRX00011195	Purchases	350861461	Humana Dental Ins. Co.	\$931.60	
	9/27/2017	345,128	PMTRX00011199	Purchases	NKWSDBL633284 10/17	Lincoln National Life Insurance Co.	\$5,395.27	
	9/27/2017	345,665	PMTRX00011211	Purchases	3214H7087 4TH QTR	Travelers	\$110,143.30	
	9/29/2017	345,271	GLTRX00044813					\$258,197.92
	9/29/2017	345,272	GLTRX00044814					\$993.25
	9/29/2017	345,351	GLTRX00044815					\$5,467.19
	9/30/2017	345,805	GLTRX00044905				\$3,054.00	
	9/30/2017	345,806	GLTRX00044906					\$3,778.04
	9/30/2017	345,807	GLTRX00044906					\$32,431.17
	9/30/2017	345,808	GLTRX00044906					\$4,758.33
	9/30/2017	345,809	GLTRX00044906					\$362.67
	10/6/2017	345,965	PMTRX00011222	Purchases	C0044503512	United Healthcare Insurance	\$261,664.61	
	10/10/2017	346,025	PMTRX00011223	Purchases	NKWSDBL633284 11/17	Lincoln National Life Insurance Co.	\$5,642.66	
	10/16/2017	346,384	PMTRX00011233	Purchases	350861454	Humana Dental Ins. Co.	\$1,041.20	
	10/31/2017	346,764	GLTRX00045014					\$5,395.27
	10/31/2017	346,765	GLTRX00045015					\$931.60
	10/31/2017	346,766	GLTRX00045016					\$241,503.39
	10/31/2017	347,412	GLTRX00045092					\$3,778.04
	10/31/2017	347,413	GLTRX00045092					\$32,431.17
	10/31/2017	347,414	GLTRX00045092					\$4,283.27
	10/31/2017	347,415	GLTRX00045092					\$362.67
	11/8/2017	347,843	PMTRX00011271	Purchases	C0044632135	United Healthcare Insurance	\$255,128.21	
	11/11/2017	347,842	PMTRX00011271	Purchases	NKWSDBL633284 12/17	Lincoln National Life Insurance Co.	\$5,501.28	
	11/16/2017	347,844	PMTRX00011271	Purchases	350861457	Humana Dental Ins. Co.	\$1,000.10	

11/30/2017	348,116	GLTRX00045175							\$261,664.61
11/30/2017	348,157	GLTRX00045176							\$5,642.66
11/30/2017	348,158	GLTRX00045177							\$1,041.20
11/30/2017	348,693	GLTRX00045254							\$3,778.04
11/30/2017	348,694	GLTRX00045254							\$32,431.17
11/30/2017	348,695	GLTRX00045254							\$4,283.27
11/30/2017	348,696	GLTRX00045254							\$362.67
12/8/2017	349,220	PMTRX00011307	Purchases		NKWSDL633284 01/18	Lincoln National Life Insurance Co.	\$5,501.66		
12/8/2017	349,285	PMTRX00011309	Purchases		C0044737767	United Healthcare Insurance	\$264,338.46		
12/15/2017	349,178	PMTRX00011305	Purchases		195116	Crawford Insurance	\$1,298.00		
12/27/2017	349,451	PMTRX00011313	Purchases		3214H7087 01/18	Travelers	\$121,608.00		
12/29/2017	350,017	GLTRX00045422							\$255,128.21
12/29/2017	350,018	GLTRX00045423							\$1,000.10
12/29/2017	350,019	GLTRX00045424							\$5,501.28
12/31/2017	349,824	GLTRX00045404							\$3,778.04
12/31/2017	349,825	GLTRX00045404							\$32,431.17
12/31/2017	349,826	GLTRX00045404							\$4,283.27
12/31/2017	349,827	GLTRX00045404							\$362.67
System:	HISTORICAL DETAILED T 10/5/2018		10:45:50 AM	Page:	78	User Date:	10/5/2018	User ID:	skampsen
N Ky Water District									

Account:			162-0002-000	Totals:	Account:	162-0001-000	Net Change	Ending Balance		
Trx Date	Jrnl No.	Orig. Audit Trail	Description:	Description:	Prepaid Expenses/ Services	Beginning Balance:	\$104,835.44	\$449,752.34	\$1,927,880.53	\$1,823,045.09
7/1/2017	341,735	RECVG00002247	Purchases	Distribution Reference		\$203,364.60				
7/1/2017	342,285	RECVG00002253	Purchases		RCT0000009801	CDW Government Inc.	\$1,420.08			
7/21/2017	342,421	RECVG00002255	Purchases		RCT0000009829	Lucity, Inc	\$21,656.81			
7/31/2017	342,522	GLTRX00044447			RCT0000009835	Data Strategy	\$1,950.40			\$28,179.14
8/1/2017	342,541	PMTRX00011133	Purchases		31587262	Modern Office Methods Inc	\$1,740.04			
8/1/2017	342,579	PMTRX00011135	Purchases		194203	Crawford Insurance	\$3,054.00			
8/1/2017	342,760	PMTRX00011138	Purchases		38210134	Trane U.S., Inc.	\$1,603.00			
8/9/2017	343,305	RECVG00002260	Purchases		RCT0000009871	PerkinElmer	\$7,572.00			
8/31/2017	344,154	GLTRX00044657								\$29,401.92
9/11/2017	345,189	RECVG00002276	Purchases		RCT0000009948	E & H Integrated Systems	\$4,037.57			
9/16/2017	345,191	RECVG00002276	Purchases		RCT0000009950	Microsoft	\$6,468.00			
9/18/2017	344,836	GLTRX00044756					\$299.00			
9/18/2017	345,352	GLTRX00044827								\$299.00
9/30/2017	345,353	GLTRX00044828								\$29,374.37
9/30/2017	345,804	GLTRX00044905						\$254.50		
9/30/2017	345,805	GLTRX00044905								\$3,054.00
10/1/2017	345,434	RECVG00002277	Purchases		RCT0000009951	CDW Government Inc.	\$995.91			
10/1/2017	345,435	RECVG00002277	Purchases		RCT0000009952	Dell Financial Services	\$5,038.79			
10/1/2017	345,819	PMTRX00011214	Purchases		1189688	Badger Meter, Inc	\$2,228.76			
10/1/2017	345,997	RECVG00002282	Purchases		RCT0000009980	Perch Security	\$6,000.00			
10/13/2017	346,823	GLTRX00045026								\$6,000.00
10/18/2017	346,590	RECVG00002286	Purchases		RCT0000010003	CDW Government Inc.	\$1,840.65			
10/23/2017	346,616	RECVG00002287	Purchases		RCT0000010006	CDW Government Inc.	\$5,321.17			
10/31/2017	346,826	GLTRX00045027								\$29,164.01
11/1/2017	346,937	RECVG00002291	Purchases		RCT0000010026	GetGo, Inc	\$1,320.00			
11/1/2017	346,938	RECVG00002291	Purchases		RCT0000010027	New Net Technologies LLC	\$5,999.00			
11/1/2017	346,964	PMTRX00011248	Purchases		PRD011032	TrinSoft, LLC	\$2,624.00			
11/30/2017	348,220	GLTRX00045182								\$28,096.59
12/1/2017	348,933	PMTRX00011301	Purchases		#89311 2018 CF	ACE Exterminating Co. / Dawn	\$2,229.64			
12/1/2017	349,296	PMTRX00011310	Purchases		7001451032	AWWA	\$9,559.00			
12/31/2017	349,543	GLTRX00045351								\$28,096.75
Account:			162-0003-000	Totals:	Account:	162-0002-000	Net Change	Ending Balance		
Trx Date	Jrnl No.	Orig. Audit Trail	Description:	Description:	Prepaid Water Tower Painting	Beginning Balance:	(\$88,453.46)	\$114,911.14	\$93,212.32	\$181,665.78
7/6/2017	342,394	PMTRX00011131	Purchases	Distribution Reference		\$2,702,119.14				
7/27/2017	342,390	PMTRX00011131	Purchases		1200061017	HDR Engineering, Inc.	\$1,913.00			
7/31/2017	342,521	GLTRX00044446			17-2399	Dixon Engineering, Inc.	\$12,086.75			
8/31/2017	344,160	GLTRX00044663								\$32,245.81
9/1/2017	344,353	PMTRX00011177	Purchases		17-2560	Dixon Engineering, Inc.	\$8,966.25			\$32,245.81

9/8/2017	345,115	PMTRX00011199	Purchases	1200072600	HDR Engineering, Inc.	\$1,259.17		
9/30/2017	345,366	GLTRX00044830						\$32,245.81
10/5/2017	346,652	PMTRX00011241	Purchases	APPLICATION #1 10/17	Horizon Brothers Painting	\$259,075.62		
10/6/2017	346,339	PMTRX00011232	Purchases	1200078332	HDR Engineering, Inc.	\$599.32		
10/31/2017	346,827	GLTRX00045028						\$46,619.81
11/8/2017	347,445	PMTRX00011260	Purchases	17-2967	Dixon Engineering, Inc.	\$2,500.00		
11/30/2017	348,340	GLTRX00045208						\$36,130.70
12/4/2017	348,595	PMTRX00011290	Purchases	APPLICATION 2 DUDLEY	Horizon Brothers Painting	\$305,889.38		
12/4/2017	349,179	PMTRX00011305	Purchases	17-3101	Dixon Engineering, Inc.	\$1,500.00		
12/4/2017	349,180	PMTRX00011305	Purchases	17-3102	Dixon Engineering, Inc.	\$2,000.00		
12/4/2017	349,181	PMTRX00011305	Purchases	17-3100	Dixon Engineering, Inc.	\$2,000.00		
12/31/2017	349,544	GLTRX00045352						\$38,692.28

Account:			Totals:	Account:	162-0003-000	Net Change	Ending Balance		
Trx Date			Description:	Prepaid Payroll	162-0003-000	\$379,609.27	\$3,081,728.41	\$597,789.49	\$218,180.22
Jrnl No.			Distribution Reference		Beginning Balance:	\$0.00			
Orig. Audit Trail					Orig. Master Number	Orig. Master Name		Debit	Credit
8/31/2017	344,331	GLTRX00044700						\$140,477.52	
8/31/2017	344,532	GLTRX00044736							\$140,477.52
9/1/2017	344,331	GLREV00044700							\$140,477.52
9/1/2017	344,532	GLREV00044736						\$140,477.52	

System:			Totals:	Account:	162-0005-000	Net Change	Ending Balance		
N Ky Water District			10:45:50 AM	Page:	79	\$0.00	\$0.00	\$280,955.04	\$280,955.04
Account:			Description:	Prepaid Reservoir Cleaning	Beginning Balance:	\$263,795.52			
Trx Date			Distribution Reference		Orig. Master Number	Orig. Master Name		Debit	Credit
7/31/2017	342,430	GLTRX00044439						\$5,734.68	
8/31/2017	344,117	GLTRX00044644						\$5,734.68	
9/29/2017	345,244	GLTRX00044811						\$5,734.68	
10/27/2017	346,752	GLTRX00045000						\$5,734.68	
11/30/2017	348,112	GLTRX00045173						\$5,734.68	
12/28/2017	349,537	GLTRX00045345						\$5,734.68	

Account:			Totals:	Account:	162-0006-000	Net Change	Ending Balance		
Trx Date			Description:	Prepaid Chemicals GAC	162-0006-000	(\$34,408.08)	\$229,387.44	\$0.00	\$34,408.08
Jrnl No.			Distribution Reference		Beginning Balance:	\$995,016.59			
Orig. Audit Trail					Orig. Master Number	Orig. Master Name		Debit	Credit
7/31/2017	342,520	GLTRX00044445						\$113,562.51	
8/1/2017	342,680	PMTRX00011137	Purchases	90042632	Calgon Carbon Corporation	\$269,720.00			
8/1/2017	342,985	PMTRX00011143	Purchases	90042632	Calgon Carbon Corporation	\$269,729.00			
8/9/2017	342,984	PMVVR00001333	Purchases	90042632	Calgon Carbon Corporation			\$269,720.00	
8/31/2017	344,158	GLTRX00044661						\$127,758.79	
9/30/2017	345,770	GLTRX00044897						\$122,440.48	
10/31/2017	346,821	GLTRX00045024						\$107,719.75	
11/1/2017	347,270	RECVG00002293	Purchases	RCT0000010035	Calgon Carbon Corporation	\$163,017.00			
11/1/2017	347,271	RECVG00002293	Purchases	RCT0000010036	Calgon Carbon Corporation	\$269,740.00			
11/30/2017	348,197	GLTRX00045181						\$128,708.94	
12/31/2017	349,542	GLTRX00045350						\$120,558.16	

Account:			Totals:	Account:	162-0008-000	Net Change	Ending Balance		
Trx Date			Description:	Prepaid Interest	162-0008-000	(\$18,262.63)	\$976,753.96	\$972,206.00	\$990,468.63
Jrnl No.			Distribution Reference		Beginning Balance:	\$0.00			
Orig. Audit Trail					Orig. Master Number	Orig. Master Name		Debit	Credit
12/1/2017	349,702	GLTRX00045368						\$4,047.88	

Account:			Totals:	Account:	162-0009-000	Net Change	Ending Balance		
Trx Date			Description:	Accrued Int. Rec. -Certificates of Def	162-0009-000	\$4,047.88	\$4,047.88	\$4,047.88	\$0.00
Jrnl No.			Distribution Reference		Beginning Balance:	\$14,947.69			
Orig. Audit Trail					Orig. Master Number	Orig. Master Name		Debit	Credit
7/31/2017	342,666	GLTRX00044468						\$523.00	
8/31/2017	344,232	GLTRX00044675						\$523.00	
9/30/2017	345,468	GLTRX00044855						\$506.13	
10/31/2017	347,120	GLTRX00045059						\$523.00	
11/30/2017	348,345	GLTRX00045212						\$506.13	
12/31/2017	349,808	GLTRX00045393						\$523.00	
12/31/2017	350,389	GLTRX00045470							\$17,037.97

Account:			Totals:	Account:	162-0009-000	Net Change	Ending Balance		
Trx Date			Description:	Accrued Int. Rec. -Certificates of Def	162-0009-000	\$4,047.88	\$4,047.88	\$4,047.88	\$0.00
Jrnl No.			Distribution Reference		Beginning Balance:	\$14,947.69			
Orig. Audit Trail					Orig. Master Number	Orig. Master Name		Debit	Credit
7/31/2017	342,666	GLTRX00044468						\$523.00	
8/31/2017	344,232	GLTRX00044675						\$523.00	
9/30/2017	345,468	GLTRX00044855						\$506.13	
10/31/2017	347,120	GLTRX00045059						\$523.00	
11/30/2017	348,345	GLTRX00045212						\$506.13	
12/31/2017	349,808	GLTRX00045393						\$523.00	
12/31/2017	350,389	GLTRX00045470							\$17,037.97

Account:	171-0002-000		Totals:	Account:	171-0001-000	(\$13,933.71)	\$1,013.98	\$3,104.26	\$17,037.97
Trx Date	Jrnl No.	Orig. Audit Trail	Description:	Accrued Int. Rec. - BOND Reserve	Beginning Balance:	\$150,888.88			
7/31/2017	342,979	GLTRX00044505	Distribution Reference		Orig. Master Number	Orig. Master Name		Debit	Credit
7/31/2017	342,980	GLTRX00044505						\$30,177.77	
8/31/2017	344,466	GLTRX00044707							\$137,660.48
8/31/2017	344,468	GLTRX00044707						\$31,302.78	
9/30/2017	345,767	GLTRX00044892						\$30,177.77	
10/31/2017	347,266	GLTRX00045084						\$30,177.78	
11/30/2017	348,697	GLTRX00045255						\$30,177.77	
12/31/2017	349,730	GLTRX00045387						\$30,177.78	
12/31/2017	351,811	GLTRX00045679							\$79,987.03
12/31/2017	351,812	GLTRX00045680						\$79,987.03	
12/31/2017	351,813	GLTRX00045681							\$79,987.03

Account:	173-0001-000		Totals:	Account:	171-0002-000	(\$79,987.03)	\$70,901.85	\$262,178.68	\$342,165.71
Trx Date	Jrnl No.	Orig. Audit Trail	Description:	A/R Unbilled Water KC	Beginning Balance:	\$6,100,000.00			
			Distribution Reference		Orig. Master Number	Orig. Master Name		Debit	Credit
System:	HISTORICAL DETAILED T 10/5/2018		10:45:50 AM	Page:	80	User Date:	10/5/2018	User ID:	skampsen
N Ky Water District									

Account:	181-0044-000		Totals:	Account:	173-0001-000	Net Change	Ending Balance	*No transactions for this account*	
Trx Date	Jrnl No.	Orig. Audit Trail	Description:	Bond Premium Bond 2011	Beginning Balance:	\$0.00	\$6,100,000.00	\$0.00	\$0.00
7/31/2017	342,429	GLTRX00044438	Distribution Reference		Orig. Master Number	Orig. Master Name		Debit	Credit
8/31/2017	344,116	GLTRX00044643						\$817.00	
9/29/2017	345,243	GLTRX00044810						\$817.00	
10/27/2017	346,751	GLTRX00044999						\$817.00	
11/30/2017	348,111	GLTRX00045172						\$817.00	
12/28/2017	349,536	GLTRX00045344						\$817.00	

Account:	181-0048-000		Totals:	Account:	181-0044-000	Net Change	Ending Balance	\$4,902.00	\$0.00
Trx Date	Jrnl No.	Orig. Audit Trail	Description:	Series 2012 Premium	Beginning Balance:	(\$6,188,511.53)	(\$180,557.00)	\$4,902.00	\$0.00
7/31/2017	342,429	GLTRX00044438	Distribution Reference		Orig. Master Number	Orig. Master Name		Debit	Credit
8/31/2017	344,116	GLTRX00044643						\$46,882.66	
9/29/2017	345,243	GLTRX00044810						\$46,882.66	
10/27/2017	346,751	GLTRX00044999						\$46,882.66	
11/30/2017	348,111	GLTRX00045172						\$46,882.66	
12/28/2017	349,536	GLTRX00045344						\$46,882.66	

Account:	181-0050-000		Totals:	Account:	181-0048-000	Net Change	Ending Balance	\$281,295.96	\$0.00
Trx Date	Jrnl No.	Orig. Audit Trail	Description:	Premium Bond 2013	Beginning Balance:	(\$1,054,943.63)	(\$5,907,215.57)	\$281,295.96	\$0.00
7/31/2017	342,429	GLTRX00044438	Distribution Reference		Orig. Master Number	Orig. Master Name		Debit	Credit
8/31/2017	344,116	GLTRX00044643						\$4,186.29	
9/29/2017	345,243	GLTRX00044810						\$4,186.29	
10/27/2017	346,751	GLTRX00044999						\$4,186.29	
11/30/2017	348,111	GLTRX00045172						\$4,186.29	
12/28/2017	349,536	GLTRX00045344						\$4,186.29	

Account:	181-0051-000		Totals:	Account:	181-0050-000	Net Change	Ending Balance	\$25,117.74	\$0.00
Trx Date	Jrnl No.	Orig. Audit Trail	Description:	Series 2013B Premium	Beginning Balance:	(\$1,342,218.35)	(\$1,029,825.89)	\$25,117.74	\$0.00
7/31/2017	342,429	GLTRX00044438	Distribution Reference		Orig. Master Number	Orig. Master Name		Debit	Credit
8/31/2017	344,116	GLTRX00044643						\$9,942.36	
9/29/2017	345,243	GLTRX00044810						\$9,942.36	
10/27/2017	346,751	GLTRX00044999						\$9,942.36	
11/30/2017	348,111	GLTRX00045172						\$9,942.36	
12/28/2017	349,536	GLTRX00045344						\$9,942.36	

Account:	181-0054-000		Totals:	Account:	181-0051-000	Net Change	Ending Balance	\$59,654.16	\$0.00
			Description:	Series 2014B Premium	Beginning Balance:	(\$1,052,811.54)	(\$1,282,564.19)	\$59,654.16	\$0.00

Trx Date	Jrnl No.	Orig. Audit Trail	Distribution Reference	Orig. Master Number	Orig. Master Name	Debit	Credit		
7/31/2017	342,429	GLTRX00044438				\$7,018.74			
8/31/2017	344,116	GLTRX00044643				\$7,018.74			
9/29/2017	345,243	GLTRX00044810				\$7,018.74			
10/27/2017	346,751	GLTRX00044999				\$7,018.74			
11/30/2017	348,111	GLTRX00045172				\$7,018.74			
12/28/2017	349,536	GLTRX00045344				\$7,018.74			
Totals:						Net Change	Ending Balance		
Account:	181-0055-000		Account:	181-0054-000		\$42,112.44	\$0.00		
Trx Date	Jrnl No.	Orig. Audit Trail	Description:	Series 2016 Premium	Beginning Balance:	(\$4,960,298.82)			
7/31/2017	342,429	GLTRX00044438	Distribution Reference	Orig. Master Number	Orig. Master Name	Debit	Credit		
8/31/2017	344,116	GLTRX00044643				\$28,672.25			
9/29/2017	345,243	GLTRX00044810				\$28,672.25			
10/27/2017	346,751	GLTRX00044999				\$28,672.25			
11/30/2017	348,111	GLTRX00045172				\$28,672.25			
12/28/2017	349,536	GLTRX00045344				\$28,672.25			
System:	HISTORICAL DETAILED T 10/5/2018		10:45:50 AM	Page:	81	User Date:	10/5/2018	User ID:	skampsen
Totals:						Net Change	Ending Balance		
Account:	181-0056-000		Account:	181-0055-000		\$172,033.50	\$0.00		
Trx Date	Jrnl No.	Orig. Audit Trail	Description:	2017 BAN Premium	Beginning Balance:	(\$490,966.66)			
7/31/2017	342,429	GLTRX00044438	Distribution Reference	Orig. Master Number	Orig. Master Name	Debit	Credit		
8/31/2017	344,116	GLTRX00044643				\$22,316.67			
9/29/2017	345,243	GLTRX00044810				\$22,316.67			
10/27/2017	346,751	GLTRX00044999				\$22,316.67			
11/30/2017	348,111	GLTRX00045172				\$22,316.67			
12/28/2017	349,536	GLTRX00045344				\$22,316.67			
Totals:						Net Change	Ending Balance		
Account:	181-0060-000		Account:	181-0056-000		\$133,900.02	\$0.00		
Trx Date	Jrnl No.	Orig. Audit Trail	Description:	Current Portion of Bond Premiums	Beginning Balance:	(\$1,170,231.57)			
12/31/2017	351,452	GLTRX00045594	Distribution Reference	Orig. Master Number	Orig. Master Name	Debit	Credit		
12/31/2017	351,452	GLTRX00045594				\$1,170,231.57			
12/31/2017	357,889	GLTHS00000009				\$267,800.00	\$1,438,031.57		
Totals:						Net Change	Ending Balance		
Account:	181-0065-000		Account:	181-0060-000		\$0.00	\$1,438,031.57		
Trx Date	Jrnl No.	Orig. Audit Trail	Description:	Contra Account for Bond Premiums	Beginning Balance:	\$1,170,231.57	\$1,438,031.57		
12/31/2017	351,452	GLTRX00045594	Distribution Reference	Orig. Master Number	Orig. Master Name	Debit	Credit		
12/31/2017	351,452	GLTRX00045594				\$1,438,031.57			
12/31/2017	357,888	GLTHS00000008				\$267,800.00			
Totals:						Net Change	Ending Balance		
Account:	181-0070-000		Account:	181-0065-000		\$0.00	\$1,438,031.57		
Trx Date	Jrnl No.	Orig. Audit Trail	Description:	Current Portion of BAN Premium	Beginning Balance:	\$0.00	\$1,438,031.57		
12/31/2017	357,889	GLTHS00000009	Distribution Reference	Orig. Master Number	Orig. Master Name	Debit	Credit		
Totals:						Net Change	Ending Balance		
Account:	181-0075-000		Account:	181-0070-000		(\$267,800.00)	\$0.00		
Trx Date	Jrnl No.	Orig. Audit Trail	Description:	Contra Account for BAN	Beginning Balance:	\$0.00	\$267,800.00		
12/31/2017	357,888	GLTHS00000008	Distribution Reference	Orig. Master Number	Orig. Master Name	Debit	Credit		
Totals:						Net Change	Ending Balance		
Account:	184-0230-000		Account:	181-0075-000		\$267,800.00	\$0.00		
Trx Date	Jrnl No.	Orig. Audit Trail	Description:	Ky 9 Thru Newport C. County utility	Beginning Balance:	\$20,093.20			
7/31/2017	342,965	GLTRX00044497	Distribution Reference	Orig. Master Number	Orig. Master Name	Debit	Credit		
7/31/2017	342,965	GLTRX00044497				\$23.81			
8/31/2017	344,501	GLTRX00044730				\$130.96			
11/30/2017	348,783	GLTRX00045269				\$333.34			
11/30/2017	348,783	GLTRX00045269				\$145.84			
11/30/2017	348,783	GLTRX00045269				\$166.67			
11/30/2017	348,783	GLTRX00045269				\$226.20			
Totals:						Net Change	Ending Balance		

Account:	184-0231-000		Totals:	Account:	184-0230-000	\$1,026.82	\$21,120.02	\$1,026.82	\$0.00
Trx Date	Jrnl No.	Orig. Audit Trail	Description:	Description:	CR 1316 Bridge Over Duck Creek CC	Beginning Balance:			
			Distribution Reference	Distribution Reference		Orig. Master Number	Orig. Master Name	Debit	Credit
Account:	184-0234-000	Inactive Account	Totals:	Account:	184-0231-000	Net Change	Ending Balance	*No transactions for this account*	
Trx Date	Jrnl No.	Orig. Audit Trail	Description:	Description:	KDOT Ky 16 Taylor Mill Rd Phase I	\$0.00	\$148.12	\$0.00	\$0.00
9/6/2017	345,445	CMADJ00001311	Distribution Reference	Distribution Reference		\$256,531.87		Debit	Credit
System:	HISTORICAL DETAILED T 10/5/2018		Cash Account Offset	Cash Account Offset	OIN000037677	Orig. Master Name	Reconciliation Adjustment	\$100,517.98	
N Ky Water District			10:45:50 AM	Page:	82	User Date:	10/5/2018	User ID:	skampsen
Account:	184-0235-000	Inactive Account	Totals:	Account:	184-0234-000	Net Change	Ending Balance	\$0.00	\$100,517.98
Trx Date	Jrnl No.	Orig. Audit Trail	Description:	Description:	Reconstruct Ky 16 T. Mill Road Secti	(\$100,517.98)	\$156,013.89	\$0.00	\$0.00
			Distribution Reference	Distribution Reference		\$253,799.03		Debit	Credit
Account:	184-0246-000		Totals:	Account:	184-0235-000	Net Change	Ending Balance	*No transactions for this account*	
Trx Date	Jrnl No.	Orig. Audit Trail	Description:	Description:	California Cross Rds Bridge Replacen	\$0.00	\$253,799.03	\$0.00	\$0.00
			Distribution Reference	Distribution Reference		\$321.48		Debit	Credit
Account:	184-0247-000		Totals:	Account:	184-0246-000	Net Change	Ending Balance	*No transactions for this account*	
Trx Date	Jrnl No.	Orig. Audit Trail	Description:	Description:	Johns Hill Rd-Three Mile Rd WMR	\$0.00	\$321.48	\$0.00	\$0.00
12/31/2017	351,986	GLTRX00045705	Distribution Reference	Distribution Reference		\$24,873.00		Debit	Credit
								\$368.62	
Account:	184-0248-000	Inactive Account	Totals:	Account:	184-0247-000	Net Change	Ending Balance	\$368.62	\$0.00
Trx Date	Jrnl No.	Orig. Audit Trail	Description:	Description:	Ky 16 (Taylor Mill RD) WMR with Ky.	\$368.62	\$25,241.62	\$368.62	\$0.00
			Distribution Reference	Distribution Reference		\$316,567.79		Debit	Credit
Account:	184-0251-000		Totals:	Account:	184-0248-000	Net Change	Ending Balance	*No transactions for this account*	
Trx Date	Jrnl No.	Orig. Audit Trail	Description:	Description:	Flagg Springs Bridge Replacement	\$0.00	\$316,567.79	\$0.00	\$0.00
			Distribution Reference	Distribution Reference		\$219.56		Debit	Credit
Account:	184-0252-000		Totals:	Account:	184-0251-000	Net Change	Ending Balance	*No transactions for this account*	
Trx Date	Jrnl No.	Orig. Audit Trail	Description:	Description:	Hands Pike Relocation (Ky 1501) Cov	\$0.00	\$219.56	\$0.00	\$0.00
			Distribution Reference	Distribution Reference		\$1,817.28		Debit	Credit
Account:	184-0254-000		Totals:	Account:	184-0252-000	Net Change	Ending Balance	*No transactions for this account*	
Trx Date	Jrnl No.	Orig. Audit Trail	Description:	Description:	Dixie Highway @ Kyles Ln Ft. Wright	\$0.00	\$1,817.28	\$0.00	\$0.00
			Distribution Reference	Distribution Reference		\$444.36		Debit	Credit
Account:	184-0255-000		Totals:	Account:	184-0254-000	Net Change	Ending Balance	*No transactions for this account*	
Trx Date	Jrnl No.	Orig. Audit Trail	Description:	Description:	Washington Trace Bridge Replaceme	\$0.00	\$444.36	\$0.00	\$0.00
9/14/2017	344,636	GLTRX00044747	Distribution Reference	Distribution Reference		\$1,438.25		Debit	Credit
9/15/2017	345,110	CMTRX00008167	Bank Transaction Entry	Bank Transaction Entry	RCT000037599	Orig. Master Name	Orig. Master Name	\$162.75	\$1,601.00
Account:	184-0256-000		Totals:	Account:	184-0255-000	Net Change	Ending Balance	\$162.75	\$1,601.00
Trx Date	Jrnl No.	Orig. Audit Trail	Description:	Description:	Ky 1996 Bridge Replacement Over Sl	(\$1,438.25)	\$0.00	\$162.75	\$1,601.00
			Distribution Reference	Distribution Reference		\$634.68		Debit	Credit
Account:	184-0475-000		Totals:	Account:	184-0256-000	Net Change	Ending Balance	*No transactions for this account*	
Trx Date	Jrnl No.	Orig. Audit Trail	Description:	Description:	MPTP Raw Water Line	\$0.00	\$634.68	\$0.00	\$0.00
7/1/2017	342,370	PMTRX00011130	Distribution Reference	Distribution Reference		\$172,003.22		Debit	Credit
System:	HISTORICAL DETAILED T 10/5/2018		Purchases	Purchases	776381	Orig. Master Name	Burgess & Niple LTD	\$4,587.60	
N Ky Water District			10:45:50 AM	Page:	83	User Date:	10/5/2018	User ID:	skampsen

12/31/2017	351,986	GLTRX00045705								\$2,617.08
Account:	184-0477-000		Totals:	Account:	184-0475-000	Net Change	Ending Balance			\$7,204.68
Trx Date	Jrnl No.	Orig. Audit Trail	Description:	FTTP Floc/Sed Basins 2 & 3	Beginning Balance:	\$2,423,261.12	\$179,207.90	\$7,204.68	\$0.00	
			Distribution Reference		Orig. Master Number	Orig. Master Name		Debit	Credit	
Account:	184-0478-000		Totals:	Account:	184-0477-000	Net Change	Ending Balance			*No transactions for this account*
Trx Date	Jrnl No.	Orig. Audit Trail	Description:	FTTP Laboratory Generator	Beginning Balance:	\$0.00	\$2,423,261.12	\$0.00	\$0.00	
12/31/2017	351,986	GLTRX00045705	Distribution Reference		Orig. Master Number	Orig. Master Name		Debit	Credit	
12/31/2017	352,137	GLTRX00045719						\$455.49		
								\$648.00		
Account:	184-0485-000		Totals:	Account:	184-0478-000	Net Change	Ending Balance			\$0.00
Trx Date	Jrnl No.	Orig. Audit Trail	Description:	Annl Facility Plants, Tanks, Pump Sta	Beginning Balance:	\$1,103.49	\$31,837.83	\$1,103.49	\$0.00	
7/27/2017	342,416	PMTRX00011132	Purchases		Orig. Master Number	Orig. Master Name		Debit	Credit	
12/31/2017	352,137	GLTRX00045719			EPAKYR-000-070-037	Kentucky State Treasurer		\$66.00		
								\$1,374.08		
Account:	184-0486-000		Totals:	Account:	184-0485-000	Net Change	Ending Balance			\$0.00
Trx Date	Jrnl No.	Orig. Audit Trail	Description:	ORPS # 2 Rehabilitation Project	Beginning Balance:	\$1,440.08	\$1,004,831.66	\$1,440.08	\$0.00	
7/1/2017	341,923	PMTRX00011118	Purchases		Orig. Master Number	Orig. Master Name		Debit	Credit	
7/1/2017	342,767	RECVG00002256	Purchases		APPLICATION 5 ORPS2	Building Crafts Inc.		\$34,905.08		
8/1/2017	342,995	PMTRX00011144	Purchases		RCT0000009841	Rawdon Myers Inc		\$11,830.00		
8/23/2017	344,474	PMTRX00011178	Purchases		5001115	Wade Trim		\$1,410.00		
8/25/2017	344,473	PMTRX00011178	Purchases		5001174	Wade Trim		\$560.00		
9/6/2017	344,917	PMTRX00011194	Purchases		APPLICATION 6 ORPS2	Building Crafts Inc.		\$75,339.89		
9/26/2017	345,626	PMTRX00011210	Purchases		3007664	Wade Trim		\$2,188.00		
9/29/2017	345,754	GLTRX00044875			2047519	ATC Group Services, LLC		\$552.00		
9/29/2017	345,754	GLTRX00044875						\$500.18		
9/29/2017	345,754	GLTRX00044875						\$230.85		
9/29/2017	345,754	GLTRX00044875						\$76.95		
9/29/2017	345,754	GLTRX00044875						\$76.95		
9/29/2017	345,754	GLTRX00044875						\$359.10		
10/1/2017	346,604	PMTRX00011238	Purchases		APPLICATION 7 ORPS2	Building Crafts Inc.		\$129,166.54		
10/18/2017	346,884	PMTRX00011245	Purchases		5001242	Wade Trim		\$1,138.71		
10/31/2017	347,417	GLTRX00045099						\$282.15		
10/31/2017	347,417	GLTRX00045099						\$339.86		
10/31/2017	347,417	GLTRX00045099						\$423.23		
10/31/2017	347,417	GLTRX00045099						\$474.53		
11/1/2017	348,169	PMTRX00011278	Purchases		2054838	ATC Group Services, LLC		\$301.00		
11/17/2017	348,517	PMTRX00011286	Purchases		5001290	Wade Trim		\$1,718.00		
11/18/2017	348,515	PMTRX00011286	Purchases		2059013	ATC Group Services, LLC		\$413.50		
11/30/2017	348,783	GLTRX00045269						\$256.50		
11/30/2017	348,783	GLTRX00045269						\$371.93		
11/30/2017	348,783	GLTRX00045269						\$121.84		
11/30/2017	348,783	GLTRX00045269						\$153.90		
12/1/2017	348,911	PMTRX00011300	Purchases		APPLICATION 8 ORPS2	Building Crafts Inc.		\$267,357.04		
12/15/2017	350,101	PMTRX00011328	Purchases		5001352	Wade Trim		\$1,743.00		
12/31/2017	350,104	PMTRX00011328	Purchases		APPLICATION 9 ORPS2	Building Crafts Inc.		\$166,892.31		
12/31/2017	350,202	GLTRX00045448						\$102.60		
12/31/2017	350,202	GLTRX00045448						\$102.60		
12/31/2017	351,986	GLTRX00045705						\$24,491.09		
12/31/2017	352,137	GLTRX00045719						\$13,710.12		
Account:	184-0487-000		Totals:	Account:	184-0486-000	Net Change	Ending Balance			\$0.00
Trx Date	Jrnl No.	Orig. Audit Trail	Description:	Replace Lumley Tank	Beginning Balance:	\$737,589.45	\$1,690,771.32	\$737,589.45	\$0.00	
7/1/2017	341,935	PMTRX00011119	Purchases		Orig. Master Number	Orig. Master Name		Debit	Credit	
7/1/2017	341,936	PMTRX00011119	Purchases		E15373	J.H. Fedders Feed & Seed		\$43.95		
7/1/2017	341,938	PMTRX00011119	Purchases		E15371	J.H. Fedders Feed & Seed		\$71.75		
7/31/2017	342,965	GLTRX00044497			2311	K.O.I. Precast Concrete, Inc		\$652.00		
System:	HISTORICAL DETAILED T 10/5/2018		10:45:50 AM	Page:	84	User Date:	10/5/2018	User ID:	skampsen	





Account:	184-0742-000		Totals:	Account:	184-0723-000	Net Change	Ending Balance	*No transactions for this account*	
Trx Date	Jrnl No.	Orig. Audit Trail	Description:	Church & Faye Water Main T. Mill	Beginning Balance:	\$0.00	\$24,182.49	\$0.00	\$0.00
8/10/2017	343,644	PMTRX00011160	Distribution Reference		Orig. Master Number	\$11,844.88		Debit	Credit
10/11/2017	346,609	PMTRX00011239	Purchases		170364-3	CT Consultants		\$97.00	
			Purchases		170364-4	CT Consultants		\$520.00	
						Net Change	Ending Balance		
Account:	184-0744-000		Totals:	Account:	184-0742-000	\$617.00	\$12,461.88	\$617.00	\$0.00
Trx Date	Jrnl No.	Orig. Audit Trail	Description:	Crestview 2013 WMR	Beginning Balance:	\$27,932.09		Debit	Credit
			Distribution Reference		Orig. Master Number				
						Net Change	Ending Balance		
Account:	184-0749-000		Totals:	Account:	184-0744-000	\$0.00	\$27,932.09	\$0.00	\$0.00
Trx Date	Jrnl No.	Orig. Audit Trail	Description:	36" Licking River Crossing Wilder	Beginning Balance:	\$321,616.25		Debit	Credit
12/31/2017	352,137	GLTRX00045719	Distribution Reference		Orig. Master Number	Orig. Master Name		\$854.00	
						Net Change	Ending Balance		
Account:	184-0750-000		Totals:	Account:	184-0749-000	\$854.00	\$322,470.25	\$854.00	\$0.00
Trx Date	Jrnl No.	Orig. Audit Trail	Description:	Sub District M Kenton Co	Beginning Balance:	\$2,323,641.46		Debit	Credit
7/1/2017	341,939	PMTRX00011119	Distribution Reference		Orig. Master Number	Orig. Master Name		\$1,234.41	
7/1/2017	341,992	PMTRX00011122	Purchases		0000518630-57333.	Enquirer Media		\$1,234.41	
7/20/2017	341,947	PMVVR00001329	Purchases		0000518630-57333...	Enquirer Media			\$1,234.41
8/31/2017	344,492	GLTRX00044721	Purchases		0000518630-57333.	Enquirer Media		\$779.25	
8/31/2017	344,501	GLTRX00044730						\$1,158.25	
8/31/2017	344,501	GLTRX00044730						\$1,278.31	
8/31/2017	344,501	GLTRX00044730						\$1,087.63	
9/12/2017	344,649	PMTRX00011188	Purchases	APPLICATION 1 SUB M.	Smith & Brown Contractors, Inc			\$113,385.14	
9/29/2017	345,754	GLTRX00044875						\$833.38	
9/29/2017	345,754	GLTRX00044875						\$1,214.75	
9/29/2017	345,754	GLTRX00044875						\$1,024.06	
9/29/2017	345,754	GLTRX00044875						\$1,024.06	
9/29/2017	345,754	GLTRX00044875						\$1,081.16	
9/30/2017	345,443	GLTRX00044845						\$268.78	
10/1/2017	345,892	PMTRX00011218	Purchases	APPLICATION 2 SUBM	Smith & Brown Contractors, Inc			\$183,296.20	
10/4/2017	347,103	CMADJ00001318	Cash Account Offset	OIN000037892	Reconciliation Adjustment				\$1,434.87
10/20/2017	346,872	PMTRX00011244	Purchases	APPLICATION 3 SUB M.	Smith & Brown Contractors, Inc			\$218,314.39	
10/31/2017	347,117	GLTRX00045056						\$1,288.85	
10/31/2017	347,417	GLTRX00045099						\$1,002.88	
10/31/2017	347,417	GLTRX00045099						\$535.73	
10/31/2017	347,417	GLTRX00045099						\$113.00	
10/31/2017	347,417	GLTRX00045099						\$1,165.31	
10/31/2017	347,417	GLTRX00045099						\$1,271.25	
11/9/2017	348,581	PMTRX00011289	Purchases	1200084989	HDR Engineering, Inc.			\$4,070.88	
11/30/2017	348,418	GLTRX00045234						\$343.32	
11/30/2017	348,783	GLTRX00045269						\$1,299.50	
11/30/2017	348,783	GLTRX00045269						\$1,214.75	
11/30/2017	348,783	GLTRX00045269						\$981.69	
11/30/2017	348,783	GLTRX00045269						\$1,080.56	
12/1/2017	349,333	PMTRX00011312	Purchases	APPLICATION 4 SUB M.	Smith & Brown Contractors, Inc			\$185,551.81	
System:	HISTORICAL DETAILED T	10/5/2018	10:45:50 AM	Page:	86	User Date:	10/5/2018	User ID:	skampsen
N Ky Water District									
12/31/2017	350,202	GLTRX00045448						\$932.25	
12/31/2017	350,202	GLTRX00045448						\$1,341.88	
12/31/2017	350,202	GLTRX00045448						\$1,915.73	
12/31/2017	350,202	GLTRX00045448						\$1,313.63	
12/31/2017	350,202	GLTRX00045448						\$1,739.21	
12/31/2017	350,504	PMTRX00011340	Purchases	APPLICATION 5 SUB M.	Smith & Brown Contractors, Inc			\$95,445.30	
12/31/2017	352,137	GLTRX00045719						\$5,411.45	
						Net Change	Ending Balance		
Account:	184-0754-000		Totals:	Account:	184-0750-000	\$832,563.88	\$3,156,205.34	\$835,233.16	\$2,669.28
Trx Date	Jrnl No.	Orig. Audit Trail	Description:	16" Cross Country WMR C County	Beginning Balance:	\$60.66		Debit	Credit
			Distribution Reference		Orig. Master Number	Orig. Master Name			

Account:	184-0755-000		Totals:	Account:	184-0754-000	Net Change	Ending Balance	*No transactions for this account*	
Trx Date	Jrnl No.	Orig. Audit Trail	Description:	Scott Street WMR - Covington	Beginning Balance:	\$0.00	\$60.66	\$0.00	\$0.00
			Distribution Reference		Orig. Master Number	\$13,387.12		Debit	Credit
Account:	184-0767-000		Totals:	Account:	184-0755-000	Net Change	Ending Balance	*No transactions for this account*	
Trx Date	Jrnl No.	Orig. Audit Trail	Description:	Wesley Dr & Three Mile WM Interco	Beginning Balance:	\$0.00	\$13,387.12	\$0.00	\$0.00
			Distribution Reference		Orig. Master Number	\$43,370.52		Debit	Credit
Account:	184-0768-000		Totals:	Account:	184-0767-000	Net Change	Ending Balance	*No transactions for this account*	
Trx Date	Jrnl No.	Orig. Audit Trail	Description:	Hazen St Water Main Replacement	Beginning Balance:	\$0.00	\$43,370.52	\$0.00	\$0.00
			Distribution Reference		Orig. Master Number	\$198,966.92		Debit	Credit
Account:	184-0772-000		Totals:	Account:	184-0768-000	Net Change	Ending Balance	*No transactions for this account*	
Trx Date	Jrnl No.	Orig. Audit Trail	Description:	Avon Dr Phase II WMR	Beginning Balance:	\$0.00	\$198,966.92	\$0.00	\$0.00
			Distribution Reference		Orig. Master Number	\$55,127.85		Debit	Credit
Account:	184-0776-000		Totals:	Account:	184-0772-000	Net Change	Ending Balance	*No transactions for this account*	
Trx Date	Jrnl No.	Orig. Audit Trail	Description:	36" Concrete WM Slip Lining	Beginning Balance:	\$0.00	\$55,127.85	\$0.00	\$0.00
7/3/2017	341,926	PMTRX00011118	Purchases		Orig. Master Number	\$54,444.83		Debit	Credit
11/22/2017	348,168	PMTRX00011278	Purchases		327	K & V Cultural Resources		\$1,653.75	
12/1/2017	349,240	PMTRX00011308	Purchases		GRADING PERMIT....	Sanitation District No. 1		\$530.60	
12/31/2017	351,986	GLTRX00045705			17-728	Viox & Viox Inc.		\$31,630.00	
12/31/2017	352,137	GLTRX00045719						\$1,308.00	
								\$2,347.98	
Account:	184-0795-000		Totals:	Account:	184-0776-000	Net Change	Ending Balance	*No transactions for this account*	
Trx Date	Jrnl No.	Orig. Audit Trail	Description:	Madison Pike 24" Hydraulic Redund	Beginning Balance:	\$37,470.33	\$91,915.16	\$37,470.33	\$0.00
7/31/2017	342,965	GLTRX00044497	Distribution Reference		Orig. Master Number	\$99,784.90		Debit	Credit
7/31/2017	342,965	GLTRX00044497						\$615.60	
10/31/2017	347,117	GLTRX00045056						\$333.45	
10/31/2017	347,417	GLTRX00045099						\$1,044.55	
11/7/2017	347,536	PMTRX00011265	Purchases	APPLICATION 1 MADISO	Howell Contractors, Inc.			\$488.11	
11/30/2017	348,418	GLTRX00045234						\$215,276.00	
11/30/2017	348,783	GLTRX00045269						\$1,016.91	
11/30/2017	348,783	GLTRX00045269						\$470.25	
11/30/2017	348,783	GLTRX00045269						\$452.39	
11/30/2017	348,783	GLTRX00045269						\$452.39	
11/30/2017	348,783	GLTRX00045269						\$1,400.03	
12/5/2017	348,914	RECVG00002306	Purchases	RCT0000010116	Fortiline Inc.			\$101.00	
12/7/2017	349,241	PMTRX00011308	Purchases	APPLICATION 2 MADISO	Howell Contractors, Inc.			\$468,755.00	
12/31/2017	349,998	GLTRX00045417						\$2,191.13	
System:	HISTORICAL DETAILED T	10/5/2018	10:45:50 AM	Page:	87	User Date:	10/5/2018	User ID:	skampsen
N Ky Water District									
12/31/2017	350,202	GLTRX00045448						\$385.04	
12/31/2017	350,202	GLTRX00045448						\$494.06	
12/31/2017	350,202	GLTRX00045448						\$863.11	
12/31/2017	350,202	GLTRX00045448						\$973.98	
12/31/2017	350,499	PMTRX00011339	Purchases	APPLICATION 3 MADISO	Howell Contractors, Inc.			\$277,860.00	
12/31/2017	351,986	GLTRX00045705						\$15,901.24	
12/31/2017	352,137	GLTRX00045719						\$3,118.50	
Account:	184-0807-000		Totals:	Account:	184-0795-000	Net Change	Ending Balance	*No transactions for this account*	
Trx Date	Jrnl No.	Inactive Account	Description:	Edgewood WMR Beech, Buckner Wi	Beginning Balance:	\$992,192.74	\$1,091,977.64	\$992,192.74	\$0.00
7/31/2017	342,553	GLTRX00044449	Distribution Reference		Orig. Master Number	\$34,334.09		Debit	Credit
7/31/2017	342,965	GLTRX00044497						\$1,786.69	
8/1/2017	342,997	PMTRX00011144	Purchases	APPLICATION 1 EDGEWO	Howell Contractors, Inc.			\$150.08	
8/2/2017	342,993	PMTRX00011144	Purchases	651308	A&S Electric Supply Inc.			\$126,546.00	
8/22/2017	343,595	PMTRX00011158	Purchases	652333	A&S Electric Supply Inc.			\$198.30	
								\$50.20	

8/31/2017	344,492	GLTRX00044721										\$8,353.69			
8/31/2017	344,501	GLTRX00044730										\$718.55			
8/31/2017	344,501	GLTRX00044730										\$705.64			
8/31/2017	344,501	GLTRX00044730										\$799.44			
8/31/2017	344,501	GLTRX00044730										\$858.55			
9/1/2017	344,922	PMTRX00011194	Purchases	APPLICATION 2 EDGEWO	Howell Contractors, Inc.							\$207,351.00			
9/13/2017	344,923	PMTRX00011194	Purchases	653575	A&S Electric Supply Inc.							\$154.24			
9/21/2017	345,628	PMTRX00011210	Purchases	654019	A&S Electric Supply Inc.							\$55.09			
9/29/2017	345,754	GLTRX00044875										\$356.44			
9/29/2017	345,754	GLTRX00044875										\$705.85			
9/29/2017	345,754	GLTRX00044875										\$677.71			
9/29/2017	345,754	GLTRX00044875										\$600.32			
9/30/2017	345,443	GLTRX00044845										\$18,089.15			
9/30/2017	345,443	GLTRX00044845											\$425.38		
10/12/2017	345,915	PMTRX00011220	Purchases	APPLICATION 3 EDGEWO	Howell Contractors, Inc.							\$219,521.00			
10/31/2017	347,117	GLTRX00045056										\$6,885.61			
10/31/2017	347,417	GLTRX00045099										\$905.17			
10/31/2017	347,417	GLTRX00045099										\$750.40			
10/31/2017	347,417	GLTRX00045099										\$447.90			
10/31/2017	347,417	GLTRX00045099										\$164.15			
11/1/2017	347,535	PMTRX00011265	Purchases	656161	A&S Electric Supply Inc.							\$55.09			
11/1/2017	348,170	PMTRX00011278	Purchases	APPLICATION 4 EDGEWO	Howell Contractors, Inc.							\$95,524.70			
11/30/2017	348,418	GLTRX00045234										\$4,444.19			
11/30/2017	348,418	GLTRX00045234											\$1,129.37		
11/30/2017	348,783	GLTRX00045269										\$37.52			
11/30/2017	348,783	GLTRX00045269										\$450.24			
11/30/2017	348,783	GLTRX00045269										\$428.32			
12/1/2017	349,243	PMTRX00011308	Purchases	APPLICATION 5 EDGEWO	Howell Contractors, Inc.							\$69,753.00			
12/31/2017	350,202	GLTRX00045448										\$150.08			
12/31/2017	350,202	GLTRX00045448										\$150.08			
12/31/2017	350,498	PMTRX00011339	Purchases	APPLICATION 6 FINAL	Howell Contractors, Inc.							\$1,160.00			
12/31/2017	351,986	GLTRX00045705										\$3,705.00			
12/31/2017	352,137	GLTRX00045719										\$3,140.80			
Totals:												Net Change	Ending Balance		
Account:	184-0811-000		Description:	Account:	184-0807-000		Newport WMR 15th,16th, 17th, Parl	Beginning Balance:	\$774,275.44	\$808,609.53	\$775,830.19	\$1,554.75			
Trx Date	Jrnl No.	Orig. Audit Trail	Distribution Reference		Orig. Master Number		Orig. Master Name				Debit	Credit			
12/31/2017	351,986	GLTRX00045705									\$337.39				
Totals:												Net Change	Ending Balance		
Account:	184-0812-000		Description:	Account:	184-0811-000		Newport WMR Ridge Pl & Parker Rd	Beginning Balance:	\$337.39	\$23,102.96	\$337.39	\$0.00			
Trx Date	Jrnl No.	Orig. Audit Trail	Distribution Reference		Orig. Master Number		Orig. Master Name				Debit	Credit			
12/31/2017	351,986	GLTRX00045705									\$281.64				
Totals:												Net Change	Ending Balance		
Account:	184-0813-000		Description:	Account:	184-0812-000		N. Ft Thomas Phase II 2015 WMR	Beginning Balance:	\$281.64	\$19,285.36	\$281.64	\$0.00			
Trx Date	Jrnl No.	Orig. Audit Trail	Distribution Reference		Orig. Master Number		Orig. Master Name				Debit	Credit			
System:	HISTORICAL DETAILED T	10/5/2018	10:45:50 AM	Page:	88	User Date:	10/5/2018	User ID:	skampsen						
N Ky Water District												Net Change	Ending Balance	*No transactions for this account*	
Account:	184-0824-000		Description:	Account:	184-0813-000		Latonia Lakes	Beginning Balance:	\$0.00	\$487,352.97	\$0.00	\$0.00			
Trx Date	Jrnl No.	Orig. Audit Trail	Distribution Reference		Orig. Master Number		Orig. Master Name				Debit	Credit			
8/31/2017	344,501	GLTRX00044730									\$282.50				
8/31/2017	344,501	GLTRX00044730									\$169.50				
8/31/2017	344,501	GLTRX00044730									\$56.50				
8/31/2017	344,501	GLTRX00044730									\$28.25				
12/31/2017	352,137	GLTRX00045719									\$2,079.00				
Totals:												Net Change	Ending Balance		
Account:	184-0829-000	Inactive Account	Description:	Account:	184-0824-000		Riggs Avenue Phase I WMR	Beginning Balance:	\$2,615.75	\$1,516,790.53	\$2,615.75	\$0.00			
Trx Date	Jrnl No.	Orig. Audit Trail	Distribution Reference		Orig. Master Number		Orig. Master Name				Debit	Credit			

Account:	184-0830-000	Inactive Account	Totals:	Account:	184-0829-000	Net Change	Ending Balance	*No transactions for this account*	
Trx Date	Jrnl No.	Orig. Audit Trail	Description:	Riggs Avenue Phase II WMR	Beginning Balance:	\$0.00	\$215,550.24	\$0.00	\$0.00
			Distribution Reference		Orig. Master Number	Orig. Master Name		Debit	Credit
7/1/2017	341,919	PMTRX00011118	Purchases		0000639925-57333	Enquirer Media		\$563.74	
9/1/2017	344,638	PMTRX00011187	Purchases		APPLICATION 1 RIGGS	Rose Excavating & Development Inc.		\$42,176.81	
9/25/2017	345,624	PMTRX00011210	Purchases		APPLICATION 2 RIGGS	Rose Excavating & Development Inc.		\$155,910.19	
9/29/2017	345,754	GLTRX00044875						\$243.74	
9/29/2017	345,754	GLTRX00044875						\$348.20	
9/29/2017	345,754	GLTRX00044875						\$567.92	
9/29/2017	345,754	GLTRX00044875						\$427.82	
9/29/2017	345,754	GLTRX00044875						\$702.93	
9/30/2017	345,443	GLTRX00044845						\$15,396.34	
9/30/2017	345,443	GLTRX00044845							\$78.70
10/3/2017	345,627	PMTRX00011210	Purchases		654601	A&S Electric Supply Inc.		\$55.09	
10/12/2017	346,273	PMTRX00011230	Purchases		655191	A&S Electric Supply Inc.		\$55.09	
10/31/2017	347,117	GLTRX00045056						\$1,734.71	
10/31/2017	347,117	GLTRX00045056							\$126.29
10/31/2017	347,417	GLTRX00045099						\$500.54	
10/31/2017	347,417	GLTRX00045099						\$417.84	
10/31/2017	347,417	GLTRX00045099						\$567.92	
10/31/2017	347,417	GLTRX00045099						\$516.05	
11/1/2017	347,539	PMTRX00011265	Purchases		APPLICATION 3 RIGGS	Rose Excavating & Development Inc.		\$75,428.10	
11/30/2017	348,418	GLTRX00045234						\$42.57	
11/30/2017	348,418	GLTRX00045234							\$739.54
11/30/2017	348,783	GLTRX00045269						\$543.46	
11/30/2017	348,783	GLTRX00045269						\$463.43	
12/1/2017	348,912	PMTRX00011300	Purchases		RIGGS FINAL	Rose Excavating & Development Inc.		\$25,327.90	
12/31/2017	350,202	GLTRX00045448						\$226.33	
12/31/2017	350,202	GLTRX00045448						\$34.82	
12/31/2017	351,986	GLTRX00045705						\$4,949.38	
12/31/2017	352,137	GLTRX00045719						\$656.15	
Account:	184-0831-000		Totals:	Account:	184-0830-000	Net Change	Ending Balance	\$327,857.07	\$944.53
Trx Date	Jrnl No.	Orig. Audit Trail	Description:	Altavia Avenue WMR	Beginning Balance:	\$326,912.54	\$339,571.70		
			Distribution Reference		Orig. Master Number	\$178,662.36		Debit	Credit
Account:	184-0836-000		Totals:	Account:	184-0831-000	Net Change	Ending Balance	\$0.00	\$0.00
Trx Date	Jrnl No.	Orig. Audit Trail	Description:	Blossom Ln Water Main	Beginning Balance:	\$0.00	\$178,662.36	\$0.00	\$0.00
			Distribution Reference		Orig. Master Number	Orig. Master Name		Debit	Credit
7/1/2017	341,939	PMTRX00011119	Purchases		0000518630-57333.	Enquirer Media		\$1,139.50	
7/1/2017	341,951	PMTRX00011120	Purchases		0000518630-57333..	Enquirer Media		\$1,139.50	
7/12/2017	342,374	PMTRX00011130	Purchases		160169-9	CT Consultants		\$128.00	
7/20/2017	341,947	PMVVR00001329	Purchases		0000518630-57333.	Enquirer Media			\$1,139.50
8/18/2017	344,104	PMTRX00011171	Purchases		160169-10	CT Consultants		\$128.00	
8/31/2017	344,501	GLTRX00044730						\$98.08	
8/31/2017	344,501	GLTRX00044730						\$500.01	
System:	HISTORICAL DETAILED T 10/5/2018		10:45:50 AM	Page:	89	User Date:	10/5/2018	User ID:	skampsen
N Ky Water District									
9/1/2017	344,637	PMTRX00011187	Purchases		APPLICATION 1 BLOSSO	Howell Contractors, Inc.		\$117,022.00	
9/12/2017	344,919	PMTRX00011194	Purchases		114355	Geotechnology		\$708.90	
9/15/2017	344,918	PMTRX00011194	Purchases		160169-11	CT Consultants		\$789.40	
9/29/2017	345,754	GLTRX00044875						\$514.92	
9/29/2017	345,754	GLTRX00044875						\$502.66	
9/29/2017	345,754	GLTRX00044875						\$956.07	
9/29/2017	345,754	GLTRX00044875						\$670.65	
9/29/2017	345,754	GLTRX00044875						\$1,178.27	
10/1/2017	345,916	PMTRX00011220	Purchases		APPLICATION 2 BLOSSO	Howell Contractors, Inc.		\$291,668.00	
10/13/2017	346,276	PMTRX00011230	Purchases		115071	Geotechnology		\$654.00	
10/17/2017	346,603	PMTRX00011238	Purchases		160169-12	CT Consultants		\$845.00	
10/31/2017	347,117	GLTRX00045056						\$3,368.73	
10/31/2017	347,117	GLTRX00045056							\$105.83
10/31/2017	347,417	GLTRX00045099						\$862.54	

10/31/2017	347,417	GLTRX00045099						\$1,170.59	
10/31/2017	347,417	GLTRX00045099						\$1,457.22	
10/31/2017	347,417	GLTRX00045099						\$297.96	
10/31/2017	347,417	GLTRX00045099						\$367.80	
11/14/2017	348,513	PMTRX00011286	Purchases		160169-13	CT Consultants		\$96.96	
11/27/2017	348,514	PMTRX00011286	Purchases		APPLICATION 3 BLOSSO	Howell Contractors, Inc.		\$265,547.08	
11/30/2017	348,783	GLTRX00045269						\$588.48	
11/30/2017	348,783	GLTRX00045269						\$546.26	
11/30/2017	348,783	GLTRX00045269						\$465.56	
12/1/2017	349,242	PMTRX00011308	Purchases		APPLICATION 4 BLOSSO	Howell Contractors, Inc.		\$25,968.00	
12/1/2017	349,248	PMTRX00011308	Purchases		BLOSSOM RESURFACING	Campbell Co. Fiscal Court		\$20,141.00	
12/19/2017	349,251	PMTRX00011308	Purchases		115490R	Geotechnology		\$130.00	
12/31/2017	350,202	GLTRX00045448						\$297.96	
12/31/2017	350,500	PMTRX00011339	Purchases		APPLICATION 5 FINAL	Howell Contractors, Inc.			\$2,903.38
12/31/2017	351,986	GLTRX00045705						\$5,853.90	
12/31/2017	352,137	GLTRX00045719						\$5,664.54	
Account: 184-0837-000			Totals:	Account:	184-0836-000	Net Change	Ending Balance		
Trx Date	Jrnl No.	Orig. Audit Trail	Description:	Ervin Terrace & 10th Ave Dayton	Beginning Balance:	\$747,318.83	\$780,509.11	\$751,467.54	\$4,148.71
12/31/2017	351,986	GLTRX00045705	Distribution Reference		Orig. Master Number	Orig. Master Name		Debit	Credit
12/31/2017	352,137	GLTRX00045719						\$220.87	
								\$100.52	
Account: 184-0838-000			Totals:	Account:	184-0837-000	Net Change	Ending Balance		
Trx Date	Jrnl No.	Orig. Audit Trail	Description:	Echo Hills & Licking Pike	Beginning Balance:	\$321.39	\$15,224.98	\$321.39	\$0.00
8/31/2017	344,501	GLTRX00044730	Distribution Reference		Orig. Master Number	Orig. Master Name		Debit	Credit
8/31/2017	344,501	GLTRX00044730						\$307.80	
9/1/2017	344,916	PMTRX00011194	Purchases		15289	Nickerson & Tranter		\$256.50	
9/27/2017	345,625	PMTRX00011210	Purchases		EASEMENT	Fetters Clarence or Melinda		\$500.00	
9/29/2017	345,754	GLTRX00044875						\$105.00	
9/29/2017	345,754	GLTRX00044875						\$205.20	
10/31/2017	347,417	GLTRX00045099						\$282.15	
10/31/2017	347,417	GLTRX00045099						\$102.60	
10/31/2017	347,417	GLTRX00045099						\$192.38	
10/31/2017	347,417	GLTRX00045099						\$256.50	
11/17/2017	348,518	PMTRX00011286	Purchases		743	Erpenbeck Consulting Engineers, Inc		\$1,600.00	
11/30/2017	348,783	GLTRX00045269						\$51.30	
11/30/2017	348,783	GLTRX00045269						\$51.30	
12/14/2017	349,250	PMTRX00011308	Purchases		765	Erpenbeck Consulting Engineers, Inc		\$367.50	
12/31/2017	350,202	GLTRX00045448						\$153.90	
12/31/2017	350,202	GLTRX00045448						\$128.25	
12/31/2017	351,986	GLTRX00045705						\$374.03	
12/31/2017	352,137	GLTRX00045719						\$408.70	
Account: 184-0840-000			Totals:	Account:	184-0838-000	Net Change	Ending Balance		
Trx Date	Jrnl No.	Orig. Audit Trail	Description:	Ann St Water Main	Beginning Balance:	\$5,343.11	\$26,020.50	\$5,343.11	\$0.00
12/31/2017	351,986	GLTRX00045705	Distribution Reference		Orig. Master Number	Orig. Master Name		Debit	Credit
								\$346.19	
System: HISTORICAL DETAILED T 10/5/2018			Totals:	Account:	184-0840-000	Net Change	Ending Balance		
N Ky Water District			10:45:50 AM	Page:	90	User Date:	10/5/2018	User ID:	skampsen
Account: 184-0842-000			Description:	Perimeter Dr Phase 1	Beginning Balance:	\$78,576.89			
Trx Date	Jrnl No.	Orig. Audit Trail	Distribution Reference		Orig. Master Number	Orig. Master Name		Debit	Credit
7/1/2017	341,921	PMTRX00011118	Purchases		APPLICATION 2 PERIME	Smithcorp, Inc.		\$106,781.21	
7/27/2017	342,764	PMTRX00011139	Purchases		APPLICATION 3 PERIME	Smithcorp, Inc.		\$50,833.17	
7/31/2017	342,553	GLTRX00044449						\$1,306.96	
7/31/2017	342,553	GLTRX00044449							\$581.46
7/31/2017	342,965	GLTRX00044497						\$973.66	
7/31/2017	342,965	GLTRX00044497						\$397.28	
7/31/2017	342,965	GLTRX00044497						\$869.05	
7/31/2017	342,965	GLTRX00044497						\$509.02	
12/6/2017	349,244	PMTRX00011308	Purchases		APPLICATION 4 PERIME	Smithcorp, Inc.		\$4,118.55	
12/31/2017	351,986	GLTRX00045705						\$3,612.89	

12/31/2017	352,137	GLTRX00045719								\$1,259.27		
Account: 184-0843-000			Totals:	Account: 184-0842-000	Net Change	Ending Balance						
Trx Date	Jrnl No.	Orig. Audit Trail	Description:	Perimeter Dr Phase 2	\$170,079.60	\$248,656.49	\$170,661.06	\$581.46				
8/1/2017	342,996	PMTRX00011144	Distribution Reference		\$9,599.66							
11/30/2017	348,418	GLTRX00045234	Purchases	Orig. Master Number	Orig. Master Name		Debit	Credit				
11/30/2017	348,783	GLTRX00045269		0000667320-57333	Enquirer Media		\$659.94					
11/30/2017	348,783	GLTRX00045269					\$4,549.12					
11/30/2017	348,783	GLTRX00045269					\$69.64					
12/14/2017	349,249	PMTRX00011308	Purchases	658692	A&S Electric Supply Inc.		\$152.08					
12/21/2017	350,103	PMTRX00011328	Purchases	659107	A&S Electric Supply Inc.		\$295.97					
12/30/2017	350,102	PMTRX00011328	Purchases	1231 PERIMETER	Gemmer & Sons Inc.		\$154.24					
12/31/2017	349,998	GLTRX00045417					\$55.09					
12/31/2017	349,998	GLTRX00045417					\$188,006.00					
12/31/2017	350,202	GLTRX00045448					\$10,853.25					\$1,746.86
12/31/2017	350,202	GLTRX00045448					\$191.51					
12/31/2017	350,202	GLTRX00045448					\$278.56					
12/31/2017	350,202	GLTRX00045448					\$522.30					
12/31/2017	350,202	GLTRX00045448					\$574.53					
12/31/2017	350,202	GLTRX00045448					\$295.97					
12/31/2017	351,986	GLTRX00045705					\$3,179.06					
12/31/2017	352,137	GLTRX00045719					\$1,108.67					
Account: 184-0848-000			Totals:	Account: 184-0843-000	Net Change	Ending Balance						
Trx Date	Jrnl No.	Orig. Audit Trail	Description:	Edgewood WMR Dudley Rd	\$209,199.07	\$218,798.73	\$210,945.93	\$1,746.86				
12/31/2017	351,986	GLTRX00045705	Distribution Reference		\$6,546.11							
Account: 184-0852-000			Totals:	Account: 184-0848-000	Net Change	Ending Balance						
Trx Date	Jrnl No.	Orig. Audit Trail	Description:	Buttermilk Pk Collins to Rogers WMI	\$97.02	\$6,643.13	\$97.02	\$0.00				
7/5/2017	341,924	PMTRX00011118	Distribution Reference		\$8,216.90							
8/1/2017	343,276	PMTRX00011152	Purchases	Orig. Master Number	Orig. Master Name		Debit	Credit				
9/13/2017	344,920	PMTRX00011194	Purchases	17739	Cardinal Engineering		\$937.50					
11/1/2017	347,537	PMTRX00011265	Purchases	17845	Cardinal Engineering		\$812.50					
12/31/2017	351,986	GLTRX00045705	Purchases	17898	Cardinal Engineering		\$4,781.25					
12/31/2017	352,137	GLTRX00045719	Purchases	0001036984-57333	Enquirer Media		\$658.94					
Account: 184-0853-000			Totals:	Account: 184-0852-000	Net Change	Ending Balance						
Trx Date	Jrnl No.	Orig. Audit Trail	Description:	McHenry St & Clifton Ave WMR New	\$10,483.78	\$18,700.68	\$10,483.78	\$0.00				
7/1/2017	341,922	PMTRX00011118	Distribution Reference		\$8,247.53							
12/31/2017	351,986	GLTRX00045705	Purchases	Orig. Master Number	Orig. Master Name		Debit	Credit				
12/31/2017	352,137	GLTRX00045719	Purchases	2244	Larry Smith Incorporated		\$80,126.07					
Account: 184-0855-000			Totals:	Account: 184-0853-000	Net Change	Ending Balance						
Trx Date	Jrnl No.	Orig. Audit Trail	Description:	Arlington Rd WM	\$83,113.67	\$91,361.20	\$83,113.67	\$0.00				
7/1/2017	341,918	PMTRX00011118	Distribution Reference		\$0.00							
System:	HISTORICAL DETAILED T	10/5/2018	Purchases	Orig. Master Number	Orig. Master Name		Debit	Credit				
N Ky Water District			10:45:50 AM	Page:	User Date:	10/5/2018	User ID:	skampsen				
7/31/2017	342,965	GLTRX00044497		91			\$102.60					
8/1/2017	343,277	PMTRX00011152	Purchases		Bayer & Becker, Inc.		\$1,980.00					
8/31/2017	344,501	GLTRX00044730		6177			\$333.45					
9/18/2017	344,921	PMTRX00011194	Purchases	6560	Bayer & Becker, Inc.		\$315.00					
10/20/2017	346,882	PMTRX00011245	Purchases	6867	Bayer & Becker, Inc.		\$1,800.00					
10/31/2017	347,417	GLTRX00045099					\$51.30					
10/31/2017	347,417	GLTRX00045099					\$25.65					
11/10/2017	348,171	PMTRX00011278	Purchases	7151	Bayer & Becker, Inc.		\$490.00					
11/30/2017	348,783	GLTRX00045269					\$51.30					
12/31/2017	351,986	GLTRX00045705					\$120.11					
12/31/2017	352,137	GLTRX00045719					\$817.40					
Account: 184-0855-000			Totals:	Account: 184-0855-000	Net Change	Ending Balance						
					\$9,041.81	\$9,041.81	\$9,041.81	\$0.00				



7/31/2017	342,965	GLTRX00044497						\$1,530.39
7/31/2017	342,965	GLTRX00044497						\$2,815.74
7/31/2017	342,965	GLTRX00044497						\$2,275.16
7/31/2017	342,981	GLTRX00044506				\$3,182.93		
8/1/2017	342,981	GLREV00044506						\$3,182.93
8/31/2017	343,722	GLTRX00044594				\$12,887.69		
8/31/2017	344,209	GLTRX00044666				\$6,133.26		
8/31/2017	344,501	GLTRX00044730						\$2,174.36
8/31/2017	344,501	GLTRX00044730						\$3,530.01
8/31/2017	344,501	GLTRX00044730						\$3,830.45
8/31/2017	344,501	GLTRX00044730						\$3,352.87
9/1/2017	344,209	GLREV00044666						\$6,133.26
9/28/2017	345,171	GLTRX00044803				\$17,481.10		
9/29/2017	345,754	GLTRX00044875						\$3,247.35
9/29/2017	345,754	GLTRX00044875						\$4,040.27
9/29/2017	345,754	GLTRX00044875						\$2,778.90
9/29/2017	345,754	GLTRX00044875						\$3,159.34
9/29/2017	345,754	GLTRX00044875						\$4,255.23
9/30/2017	345,483	GLTRX00044863				\$3,681.53		
10/1/2017	345,483	GLREV00044863						\$3,681.53
10/26/2017	346,614	GLTRX00044984				\$15,340.30		
10/31/2017	347,172	GLTRX00045067				\$5,380.04		
10/31/2017	347,417	GLTRX00045099						\$3,681.53
10/31/2017	347,417	GLTRX00045099						\$3,528.39
10/31/2017	347,417	GLTRX00045099						\$4,431.08
10/31/2017	347,417	GLTRX00045099						\$3,699.30
11/1/2017	347,172	GLREV00045067						\$5,380.04
11/30/2017	348,105	GLTRX00045167				\$12,989.30		
11/30/2017	348,417	GLTRX00045233				\$3,729.17		
11/30/2017	348,783	GLTRX00045269						\$3,990.41
11/30/2017	348,783	GLTRX00045269						\$3,242.48
11/30/2017	348,783	GLTRX00045269						\$2,362.52
11/30/2017	348,783	GLTRX00045269						\$3,393.89
12/1/2017	348,417	GLREV00045233						\$3,729.17
12/29/2017	349,550	GLTRX00045354				\$13,296.63		
12/29/2017	350,098	GLTRX00045444				\$261.94		
12/31/2017	350,202	GLTRX00045448						\$2,013.46
12/31/2017	350,202	GLTRX00045448						\$2,402.00
12/31/2017	350,202	GLTRX00045448						\$2,438.03
12/31/2017	350,202	GLTRX00045448						\$3,007.77
12/31/2017	350,202	GLTRX00045448						\$3,435.37

Account:	184-4003-000		Totals:	Account:	184-0999-999	Net Change	Ending Balance	
Trx Date	Jrnl No.	Orig. Audit Trail	Description:	SCADA Improvements	Beginning Balance:	(\$3,010.95)	\$261.94	\$104,803.56
10/6/2017	346,610	PMTRX00011239	Distribution Reference		1200078337	\$11,351.44		\$107,814.51
12/1/2017	348,910	PMTRX00011300	Purchases		1200084524	Orig. Master Name	Debit	Credit
12/5/2017	350,125	PMTRX00011330	Purchases		1200089870	HDR Engineering, Inc.	\$2,624.77	
12/31/2017	351,986	GLTRX00045705	Purchases			HDR Engineering, Inc.	\$1,050.00	
System:	HISTORICAL DETAILED T	10/5/2018	10:45:50 AM	Page:	93	User Date:	\$630.00	
N Ky Water District							\$232.03	
12/31/2017	352,137	GLTRX00045719					User ID:	skampsen
								\$3,888.00

Account:	184-4004-000		Totals:	Account:	184-4003-000	Net Change	Ending Balance	
Trx Date	Jrnl No.	Orig. Audit Trail	Description:	Rice Neshap backup Generator Proj	Beginning Balance:	\$8,424.80	\$19,776.24	\$8,424.80
12/31/2017	352,137	GLTRX00045719	Distribution Reference		0.00	Orig. Master Name	Debit	Credit
							\$1,235.30	

Account:	184-4005-000		Totals:	Account:	184-4004-000	Net Change	Ending Balance	
Trx Date	Jrnl No.	Orig. Audit Trail	Description:	TMTP Flow Meter Pit	Beginning Balance:	\$1,235.30	\$1,235.30	\$1,235.30
11/1/2017	347,538	PMTRX00011265	Distribution Reference		0.00	Orig. Master Name	Debit	Credit
11/14/2017	348,173	PMTRX00011278	Purchases		0001036871-55961	Enquirer Media	\$584.78	
12/31/2017	351,986	GLTRX00045705	Purchases		797330	Burgess & Niple LTD	\$9,300.00	
							\$146.49	



12/31/2017	352,137	GLTRX00045719							\$1,874.10
Account:	184-4007-000		Totals:	Account:	184-4005-000	Net Change	Ending Balance		
Trx Date	Jrnl No.	Orig. Audit Trail	Description:	FTTP N. Reservoir Residual Removal	Beginning Balance:	\$11,905.37	\$11,905.37	\$11,905.37	\$0.00
12/31/2017	352,137	GLTRX00045719	Distribution Reference		Orig. Master Number	\$0.00			
								Debit	Credit
								\$2,430.00	
Account:	184-9999-000		Totals:	Account:	184-4007-000	Net Change	Ending Balance		
Trx Date	Jrnl No.	Orig. Audit Trail	Description:	Accrue Capital Cost	Beginning Balance:	\$2,430.00	\$2,430.00	\$2,430.00	\$0.00
			Distribution Reference		Orig. Master Number	\$409.66			
								Debit	Credit
Account:	186-0001-000		Totals:	Account:	184-9999-000	Net Change	Ending Balance		*No transactions for this account*
Trx Date	Jrnl No.	Orig. Audit Trail	Description:	Def'd Debit - PSC Assessment	Beginning Balance:	\$0.00	\$409.66	\$0.00	\$0.00
7/1/2017	341,470	PMTRX00011108	Distribution Reference		Orig. Master Number	\$0.00			
7/31/2017	342,517	GLTRX00044442	Purchases		NOTICE 108771328			Debit	Credit
8/31/2017	344,155	GLTRX00044658						\$105,017.31	
9/30/2017	345,371	GLTRX00044832							\$8,751.44
10/31/2017	346,763	GLTRX00045013							\$8,751.44
11/30/2017	348,196	GLTRX00045180							\$8,751.44
12/31/2017	349,539	GLTRX00045347							\$8,751.44
Account:	186-0010-000		Totals:	Account:	186-0001-000	Net Change	Ending Balance		
Trx Date	Jrnl No.	Orig. Audit Trail	Description:	PSC Rate Case 2015-00143	Beginning Balance:	\$52,508.67	\$52,508.67	\$105,017.31	\$52,508.64
7/31/2017	342,518	GLTRX00044443	Distribution Reference		Orig. Master Number	\$34,634.23			
8/31/2017	344,156	GLTRX00044659						Debit	Credit
9/30/2017	345,372	GLTRX00044833							\$1,924.13
10/31/2017	346,762	GLTRX00045012							\$1,924.13
11/30/2017	348,195	GLTRX00045179							\$1,924.13
12/31/2017	349,540	GLTRX00045348							\$1,924.13
Account:	186-0011-000		Totals:	Account:	186-0010-000	Net Change	Ending Balance		
Trx Date	Jrnl No.	Orig. Audit Trail	Description:	PSC Rate Case 2017	Beginning Balance:	(\$11,544.78)	\$23,089.45	\$0.00	\$11,544.78
7/5/2017	341,834	PMTRX00011115	Distribution Reference		Orig. Master Number	\$16,634.90			
7/17/2017	341,898	PMTRX00011117	Purchases		70517			Debit	Credit
7/17/2017	342,039	PMTRX00011123	Purchases		062516*2586			\$11,550.00	
8/16/2017	343,711	PMTRX00011162	Purchases		858156			\$2,817.50	
9/5/2017	344,524	PMTRX00011182	Purchases		859732			\$4,120.90	
9/20/2017	344,953	PMTRX00011195	Purchases		92517			\$578.80	
10/1/2017	346,491	PMTRX00011234	Purchases		062516*2752			\$2,450.00	
12/31/2017	350,405	GLTRX00045478	Purchases		162516*2653			\$1,680.00	
System:	HISTORICAL DETAILED T 10/5/2018		10:45:50 AM	Page:	94	User Date:	10/5/2018	User ID:	skampsen
N Ky Water District									
Account:	190-0001-000		Totals:	Account:	186-0011-000	Net Change	Ending Balance		
Trx Date	Jrnl No.	Orig. Audit Trail	Description:	Contributions Subseq. to the Measu	Beginning Balance:	(\$16,634.90)	\$0.00	\$26,802.20	\$43,437.10
12/31/2017	357,027	GLTRX00046316	Distribution Reference		Orig. Master Number	\$559,252.00			
12/31/2017	357,029	GLTRX00046318						Debit	Credit
								\$559,051.00	\$559,252.00
Account:	190-0002-000		Totals:	Account:	190-0001-000	Net Change	Ending Balance		
Trx Date	Jrnl No.	Orig. Audit Trail	Description:	Difference Between Expected and A	Beginning Balance:	(\$201.00)	\$559,051.00	\$559,051.00	\$559,252.00
12/31/2017	357,027	GLTRX00046316	Distribution Reference		Orig. Master Number	\$72,053.00			
12/31/2017	357,028	GLTRX00046317						Debit	Credit
								\$23,275.00	\$72,053.00
Account:	190-0003-000		Totals:	Account:	190-0002-000	Net Change	Ending Balance		
Trx Date	Jrnl No.	Orig. Audit Trail	Description:	Net Difference Between Projected a	Beginning Balance:	(\$48,778.00)	\$23,275.00	\$23,275.00	\$72,053.00
12/31/2017	357,027	GLTRX00046316	Distribution Reference		Orig. Master Number	\$1,551,559.00			
12/31/2017	357,028	GLTRX00046317						Debit	Credit
								\$1,486,175.00	\$1,551,559.00

Account:	190-0004-000		Totals:	Account:	190-0003-000	Net Change	Ending Balance		
Trx Date	Jrnl No.	Orig. Audit Trail	Description:	Description:	Changes of Assumptions	(\$65,384.00)	\$1,486,175.00	\$1,486,175.00	\$1,551,559.00
12/31/2017	357,027	GLTRX00046316	Distribution Reference		Beginning Balance:	\$874,302.00		Debit	Credit
12/31/2017	357,028	GLTRX00046317			Orig. Master Number	Orig. Master Name		\$3,462,673.00	\$874,302.00
Account:	190-0005-000		Totals:	Account:	190-0004-000	Net Change	Ending Balance		
Trx Date	Jrnl No.	Orig. Audit Trail	Description:	Description:	Changes in Proportion and Differenc	\$2,588,371.00	\$3,462,673.00	\$3,462,673.00	\$874,302.00
12/31/2017	357,027	GLTRX00046316	Distribution Reference		Beginning Balance:	\$163,318.00		Debit	Credit
12/31/2017	357,028	GLTRX00046317			Orig. Master Number	Orig. Master Name		\$55,160.00	\$163,318.00
Account:	214-0000-000		Totals:	Account:	190-0005-000	Net Change	Ending Balance		
Trx Date	Jrnl No.	Orig. Audit Trail	Description:	Description:	Appropriated Fund Balance	(\$108,158.00)	\$55,160.00	\$55,160.00	\$163,318.00
			Distribution Reference		Beginning Balance:	(\$28,850,991.54)		Debit	Credit
					Orig. Master Number	Orig. Master Name			
Account:	215-0000-000		Totals:	Account:	214-0000-000	Net Change	Ending Balance		*No transactions for this account*
Trx Date	Jrnl No.	Orig. Audit Trail	Description:	Description:	UnAppropriated Fund Balance	\$0.00	(\$28,850,991.54)	\$0.00	\$0.00
			Distribution Reference		Beginning Balance:	(\$120,011,617.97)		Debit	Credit
					Orig. Master Number	Orig. Master Name			
Account:	220-0009-000		Totals:	Account:	215-0000-000	Net Change	Ending Balance		*No transactions for this account*
Trx Date	Jrnl No.	Orig. Audit Trail	Description:	Description:	Current Portion Rural Dev. Loan 199	\$0.00	(\$120,011,617.97)	\$0.00	\$0.00
			Distribution Reference		Beginning Balance:	(\$46,000.00)		Debit	Credit
					Orig. Master Number	Orig. Master Name			
Account:	220-0018-000		Totals:	Account:	220-0009-000	Net Change	Ending Balance		*No transactions for this account*
Trx Date	Jrnl No.	Orig. Audit Trail	Description:	Description:	Current Portion KIA SRF Loan 2008	\$0.00	(\$46,000.00)	\$0.00	\$0.00
11/20/2017	347,803	CMTRX00008212	Distribution Reference		Beginning Balance:	(\$96,628.43)		Debit	Credit
12/31/2017	351,316	GLTRX00045584	Bank Transaction Entry		Orig. Master Number	Orig. Master Name		\$96,628.42	\$197,626.86
12/31/2017	351,317	GLTRX00045584			DAJ000037934	KIA		\$0.01	
System:	HISTORICAL DETAILED T 10/5/2018		10:45:50 AM	Page:	95	User Date:	10/5/2018	User ID:	skampsen
N Ky Water District									
Account:	220-0021-000		Totals:	Account:	220-0018-000	Net Change	Ending Balance		
Trx Date	Jrnl No.	Orig. Audit Trail	Description:	Description:	Current Port. KIA Loan F08-07	(\$100,998.43)	(\$197,626.86)	\$96,628.43	\$197,626.86
11/20/2017	347,803	CMTRX00008212	Distribution Reference		Beginning Balance:	(\$94,740.75)		Debit	Credit
12/31/2017	351,316	GLTRX00045584	Bank Transaction Entry		Orig. Master Number	Orig. Master Name		\$94,740.75	\$190,904.97
					DAJ000037934	KIA			
Account:	220-0022-000		Totals:	Account:	220-0021-000	Net Change	Ending Balance		
Trx Date	Jrnl No.	Orig. Audit Trail	Description:	Description:	Current Portion KIA AMR Loan C08-0	(\$96,164.22)	(\$190,904.97)	\$94,740.75	\$190,904.97
7/1/2017	341,868	CMTRX00008102	Distribution Reference		Beginning Balance:	(\$314,973.34)		Debit	Credit
8/1/2017	343,642	CMTRX00008140	Bank Transaction Entry		Orig. Master Number	Orig. Master Name		\$52,168.44	
9/1/2017	344,837	CMTRX00008160	Bank Transaction Entry		DAJ000037098			\$52,298.86	
10/1/2017	346,496	CMTRX00008195	Bank Transaction Entry		DAJ000037392			\$52,429.61	
11/1/2017	347,480	CMTRX00008210	Bank Transaction Entry		DAJ000037556			\$52,560.68	
12/1/2017	349,106	CMTRX00008243	Bank Transaction Entry		DAJ000037808			\$52,692.09	
12/31/2017	351,316	GLTRX00045584			DAJ000037932			\$52,823.82	
12/31/2017	351,317	GLTRX00045584			DAJ000038168				\$644,281.47
									\$0.16
Account:	220-0023-000		Totals:	Account:	220-0022-000	Net Change	Ending Balance		
Trx Date	Jrnl No.	Orig. Audit Trail	Description:	Description:	Current Portion MPTP/FTTP KIA	(\$329,308.13)	(\$644,281.47)	\$314,973.50	\$644,281.63
11/20/2017	347,803	CMTRX00008212	Distribution Reference		Beginning Balance:	(\$531,611.55)		Debit	Credit
12/31/2017	351,316	GLTRX00045584	Bank Transaction Entry		Orig. Master Number	Orig. Master Name		\$531,611.55	
					DAJ000037934	KIA			\$1,079,224.62
Account:	220-0025-000		Totals:	Account:	220-0023-000	Net Change	Ending Balance		
Trx Date	Jrnl No.	Orig. Audit Trail	Description:	Description:	Current Portion LTD Bond 2011	(\$547,613.07)	(\$1,079,224.62)	\$531,611.55	\$1,079,224.62
			Distribution Reference		Beginning Balance:	(\$985,000.00)		Debit	Credit
					Orig. Master Number	Orig. Master Name			

Account:	220-0026-000		Totals:	Account:	220-0025-000	Net Change	Ending Balance	*No transactions for this account*	
Trx Date	Jrnl No.	Orig. Audit Trail	Description:	Current Portion LTD Series 2012 Ref	Beginning Balance:	\$0.00	(\$985,000.00)	\$0.00	\$0.00
			Distribution Reference		Orig. Master Number	Orig. Master Name		Debit	Credit
Account:	220-0027-000		Totals:	Account:	220-0026-000	Net Change	Ending Balance	*No transactions for this account*	
Trx Date	Jrnl No.	Orig. Audit Trail	Description:	Current Portion LTD Bond 2013	Beginning Balance:	\$0.00	(\$3,475,000.00)	\$0.00	\$0.00
			Distribution Reference		Orig. Master Number	Orig. Master Name		Debit	Credit
Account:	220-0028-000		Totals:	Account:	220-0027-000	Net Change	Ending Balance	*No transactions for this account*	
Trx Date	Jrnl No.	Orig. Audit Trail	Description:	Current Portion LTD Series 2013B Re	Beginning Balance:	\$0.00	(\$685,000.00)	\$0.00	\$0.00
			Distribution Reference		Orig. Master Number	Orig. Master Name		Debit	Credit
Account:	220-0029-000		Totals:	Account:	220-0028-000	Net Change	Ending Balance	*No transactions for this account*	
Trx Date	Jrnl No.	Orig. Audit Trail	Description:	Current Portion LTD Series 2014B Re	Beginning Balance:	\$0.00	(\$1,170,000.00)	\$0.00	\$0.00
			Distribution Reference		Orig. Master Number	Orig. Master Name		Debit	Credit
Account:	220-0032-000		Totals:	Account:	220-0029-000	Net Change	Ending Balance	*No transactions for this account*	
Trx Date	Jrnl No.	Orig. Audit Trail	Description:	Current Portion LTD Series 2016	Beginning Balance:	\$0.00	(\$1,880,000.00)	\$0.00	\$0.00
System:	HISTORICAL DETAILED T 10/5/2018		Distribution Reference		Orig. Master Number	Orig. Master Name		Debit	Credit
N Ky Water District			10:45:50 AM	Page:	96	User Date:	10/5/2018	User ID:	skampsen
Account:	221-0009-000		Totals:	Account:	220-0032-000	Net Change	Ending Balance	*No transactions for this account*	
Trx Date	Jrnl No.	Orig. Audit Trail	Description:	Rural Development Loan Payable 19	Beginning Balance:	\$0.00	(\$1,910,000.00)	\$0.00	\$0.00
			Distribution Reference		Orig. Master Number	Orig. Master Name		Debit	Credit
Account:	221-0018-000		Totals:	Account:	221-0009-000	Net Change	Ending Balance	*No transactions for this account*	
Trx Date	Jrnl No.	Orig. Audit Trail	Description:	KY Infrstructure SRF Loan 2008 MP C	Beginning Balance:	\$0.00	(\$1,741,000.00)	\$0.00	\$0.00
12/31/2017	351,316	GLTRX00045584	Distribution Reference		Orig. Master Number	Orig. Master Name		Debit	Credit
12/31/2017	351,317	GLTRX00045584						\$197,626.86	\$0.01
Account:	221-0021-000		Totals:	Account:	221-0018-000	Net Change	Ending Balance	*No transactions for this account*	
Trx Date	Jrnl No.	Orig. Audit Trail	Description:	KIA Loan F08-07	Beginning Balance:	\$197,626.85	(\$2,202,389.32)	\$197,626.86	\$0.01
12/31/2017	351,316	GLTRX00045584	Distribution Reference		Orig. Master Number	Orig. Master Name		Debit	Credit
								\$190,904.97	\$0.00
Account:	221-0022-000		Totals:	Account:	221-0021-000	Net Change	Ending Balance	*No transactions for this account*	
Trx Date	Jrnl No.	Orig. Audit Trail	Description:	KIA SRF LOAN AMR C08-01	Beginning Balance:	\$190,904.97	(\$2,882,619.21)	\$190,904.97	\$0.00
12/31/2017	351,316	GLTRX00045584	Distribution Reference		Orig. Master Number	Orig. Master Name		Debit	Credit
12/31/2017	351,317	GLTRX00045584						\$644,281.47	\$0.16
Account:	221-0023-000		Totals:	Account:	221-0022-000	Net Change	Ending Balance	*No transactions for this account*	
Trx Date	Jrnl No.	Orig. Audit Trail	Description:	KIA SRF Loan - MPTP/FTTP GAC Proj	Beginning Balance:	\$644,281.63	(\$1,347,947.95)	\$644,281.63	\$0.00
12/31/2017	351,316	GLTRX00045584	Distribution Reference		Orig. Master Number	Orig. Master Name		Debit	Credit
								\$1,079,224.62	\$0.00
Account:	221-0025-000		Totals:	Account:	221-0023-000	Net Change	Ending Balance	*No transactions for this account*	
Trx Date	Jrnl No.	Orig. Audit Trail	Description:	Bond Payable-Bond 2011	Beginning Balance:	\$1,079,224.62	(\$18,321,443.54)	\$1,079,224.62	\$0.00
			Distribution Reference		Orig. Master Number	Orig. Master Name		Debit	Credit
								\$0.00	\$0.00
Account:	221-0026-000		Totals:	Account:	221-0025-000	Net Change	Ending Balance	*No transactions for this account*	
Trx Date	Jrnl No.	Orig. Audit Trail	Description:	Bonds Payable Series 2012 Refinanc	Beginning Balance:	\$0.00	(\$24,505,000.00)	\$0.00	\$0.00
			Distribution Reference		Orig. Master Number	Orig. Master Name		Debit	Credit

Account:	221-0027-000		Totals:	Account:	221-0026-000	Net Change	Ending Balance	*No transactions for this account*	
Trx Date	Jrnl No.	Orig. Audit Trail	Description:	Bond Payable-Bond 2013	Beginning Balance:	\$0.00	(\$41,475,000.00)	\$0.00	\$0.00
			Distribution Reference		Orig. Master Number	Orig. Master Name		Debit	Credit
Account:	221-0028-000		Totals:	Account:	221-0027-000	Net Change	Ending Balance	*No transactions for this account*	
Trx Date	Jrnl No.	Orig. Audit Trail	Description:	Bonds Payable Series 2013B Refinan	Beginning Balance:	\$0.00	(\$23,160,000.00)	\$0.00	\$0.00
			Distribution Reference		Orig. Master Number	Orig. Master Name		Debit	Credit
System:	HISTORICAL DETAILED T 10/5/2018		Totals:	Account:	221-0028-000	Net Change	Ending Balance	*No transactions for this account*	
N Ky Water District			10:45:50 AM	Page:	97	\$0.00	(\$15,365,000.00)	\$0.00	\$0.00
Account:	221-0029-000		Description:	Bonds Payable Series 2014B Refinan	Beginning Balance:	User Date:	10/5/2018	User ID:	skampsen
Trx Date	Jrnl No.	Orig. Audit Trail	Distribution Reference		Orig. Master Number	Orig. Master Name		Debit	Credit
Account:	221-0030-000		Totals:	Account:	221-0029-000	Net Change	Ending Balance	*No transactions for this account*	
Trx Date	Jrnl No.	Orig. Audit Trail	Description:	KIA SRF Loan F13-012	Beginning Balance:	\$0.00	(\$8,135,000.00)	\$0.00	\$0.00
			Distribution Reference		Orig. Master Number	Orig. Master Name		Debit	Credit
Account:	221-0031-000		Totals:	Account:	221-0030-000	Net Change	Ending Balance	*No transactions for this account*	
Trx Date	Jrnl No.	Orig. Audit Trail	Description:	KIA SRF Loan F14-015	Beginning Balance:	\$0.00	(\$4,522,999.99)	\$0.00	\$0.00
			Distribution Reference		Orig. Master Number	Orig. Master Name		Debit	Credit
Account:	221-0032-000		Totals:	Account:	221-0031-000	Net Change	Ending Balance	*No transactions for this account*	
Trx Date	Jrnl No.	Orig. Audit Trail	Description:	Bonds Payable Series 2016 Refinanc	Beginning Balance:	\$0.00	(\$3,287,143.25)	\$0.00	\$0.00
			Distribution Reference		Orig. Master Number	Orig. Master Name		Debit	Credit
Account:	221-0033-000		Totals:	Account:	221-0032-000	Net Change	Ending Balance	*No transactions for this account*	
Trx Date	Jrnl No.	Orig. Audit Trail	Description:	KIA SRF Loan F15-011	Beginning Balance:	\$0.00	(\$3,287,143.25)	\$0.00	\$0.00
			Distribution Reference		Orig. Master Number	Orig. Master Name		Debit	Credit
Account:	221-0034-000		Totals:	Account:	221-0033-000	Net Change	Ending Balance	*No transactions for this account*	
Trx Date	Jrnl No.	Orig. Audit Trail	Description:	KIA SRF Loan B15-003	Beginning Balance:	\$0.00	(\$2,633,963.16)	\$0.00	\$0.00
			Distribution Reference		Orig. Master Number	Orig. Master Name		Debit	Credit
Account:	221-0035-000		Totals:	Account:	221-0034-000	Net Change	Ending Balance	*No transactions for this account*	
Trx Date	Jrnl No.	Orig. Audit Trail	Description:	Rural Development Loan Payable 20	Beginning Balance:	\$0.00	(\$1,327,269.00)	\$0.00	\$0.00
12/11/2017	349,701	CMTRX00008260	Distribution Reference		Orig. Master Number	Orig. Master Name		Debit	Credit
12/11/2017	349,703	CMTRX00008261	Bank Transaction Entry		IAJ000038285	USDA RD		\$1,733,000.00	\$1,733,000.00
12/11/2017	349,704	CMTRX00008262	Bank Transaction Entry		IAJ000038286	USDA RD		\$1,733,000.00	\$1,733,000.00
Account:	231-0001-000		Totals:	Account:	221-0035-000	Net Change	Ending Balance	*No transactions for this account*	
Trx Date	Jrnl No.	Orig. Audit Trail	Description:	Accounts Payable Vendors	Beginning Balance:	\$0.00	(\$1,733,000.00)	\$1,733,000.00	\$3,466,000.00
7/1/2017	341,470	PMTRX00011108	Distribution Reference		Orig. Master Number	Orig. Master Name		Debit	Credit
7/1/2017	341,492	PMTRX00011108	Accounts Payable		NOTICE 108771328	Kentucky State Treasurer		\$105,017.31	\$111,568.50
7/1/2017	341,503	RECVG00002244	Accounts Payable		3214H7087 06/17	Travelers		\$724.05	\$4,898.82
7/1/2017	341,509	PMTRX00011109	Accounts Payable		RCT0000009793	Viking Supply, Inc		\$286.87	\$282.48
7/1/2017	341,636	PMTRX00011112	Accounts Payable		10612	Pension Corporation of America		\$75.15	\$286.87
7/1/2017	341,637	PMTRX00011112	Accounts Payable		4804	Best Way Disposal		\$75.15	\$1,454.50
7/1/2017	341,638	PMTRX00011112	Accounts Payable		4628	Best Way Disposal		\$7213.39	\$124.85
7/1/2017	341,639	PMTRX00011112	Accounts Payable		5094	Best Way Disposal			
7/1/2017	341,640	PMTRX00011112	Accounts Payable		D160351 07/17	Cincinnati Bell			
7/1/2017	341,641	PMTRX00011112	Accounts Payable		D160584 07/17	Cincinnati Bell			
			Accounts Payable		L164224 07/17	Cincinnati Bell			

7/1/2017	341,642	PMTRX00011112	Accounts Payable	1039861 7/17	Cincinnati Bell		\$36.74		
7/1/2017	341,645	PMTRX00011112	Accounts Payable	PERMITS 6/28/17	City of Edgewood		\$265.00		
7/1/2017	341,646	PMTRX00011112	Accounts Payable	4685	Crone's Auto Body Inc.		\$665.33		
7/1/2017	341,648	PMTRX00011112	Accounts Payable	62900752208 7/17	Duke Energy		\$167.18		
7/1/2017	341,649	PMTRX00011112	Accounts Payable	12002095015 7/17	Duke Energy		\$7.96		
7/1/2017	341,650	PMTRX00011112	Accounts Payable	24700807203 7/17	Duke Energy		\$10.98		
7/1/2017	341,651	PMTRX00011112	Accounts Payable	68200435200	Duke Energy		\$2,309.28		
System:	HISTORICAL DETAILED T 10/5/2018		10:45:50 AM	Page:	98	User Date:	10/5/2018	User ID:	skampsen
N Ky Water District									
7/1/2017	341,667	PMTRX00011112	Accounts Payable	M-17-243Q2	EDI, Inc.		\$3,000.00		
7/1/2017	341,668	PMTRX00011112	Accounts Payable	30048	Fedders Feed Co., J. H.		\$67.95		
7/1/2017	341,669	PMTRX00011112	Accounts Payable	992100927	Graybar Electric Co Inc		\$248.94		
7/1/2017	341,670	PMTRX00011112	Accounts Payable	992126838	Graybar Electric Co Inc		\$77.27		
7/1/2017	341,678	PMTRX00011112	Accounts Payable	991363	Mobilcomm Inc.		\$963.00		
7/1/2017	341,682	PMTRX00011112	Accounts Payable	R 99192	Res/Comm Security Systems Inc.		\$51.00		
7/1/2017	341,683	PMTRX00011112	Accounts Payable	R 99190	Res/Comm Security Systems Inc.		\$51.00		
7/1/2017	341,684	PMTRX00011112	Accounts Payable	R 99181	Res/Comm Security Systems Inc.		\$51.00		
7/1/2017	341,685	PMTRX00011112	Accounts Payable	R 99183	Res/Comm Security Systems Inc.		\$51.00		
7/1/2017	341,686	PMTRX00011112	Accounts Payable	R 99182	Res/Comm Security Systems Inc.		\$51.00		
7/1/2017	341,687	PMTRX00011112	Accounts Payable	R 99180	Res/Comm Security Systems Inc.		\$51.00		
7/1/2017	341,688	PMTRX00011112	Accounts Payable	351278	Richie Trucking		\$1,625.00		
7/1/2017	341,690	PMTRX00011112	Accounts Payable	547714	RUMPKE		\$10.00		
7/1/2017	341,692	PMTRX00011112	Accounts Payable	2535	Seiter Farms Inc.		\$125.00		
7/1/2017	341,694	PMTRX00011112	Accounts Payable	430234 7/17	Vivial		\$620.15		
7/1/2017	341,697	PMTRX00011113	Accounts Payable	80013182	Badger Meter, Inc		\$81.00		
7/1/2017	341,698	PMTRX00011113	Accounts Payable	8023823	BestOne, Tire & Service of Mid America, Inc.		\$146.65		
7/1/2017	341,699	PMTRX00011113	Accounts Payable	774308	Burgess & Niple		\$1,926.61		
7/1/2017	341,703	PMTRX00011113	Accounts Payable	236217	Crescent Springs Hardware		\$19.99		
7/1/2017	341,704	PMTRX00011113	Accounts Payable	236770	Crescent Springs Hardware		\$45.96		
7/1/2017	341,705	PMTRX00011113	Accounts Payable	236574	Crescent Springs Hardware		\$23.97		
7/1/2017	341,706	PMTRX00011113	Accounts Payable	8934	Donley Concrete Cutting		\$650.00		
7/1/2017	341,709	PMTRX00011113	Accounts Payable	413913	Hall's Paving & Sealing, Inc.		\$1,833.60		
7/1/2017	341,711	PMTRX00011113	Accounts Payable	1118101	Jacks Glass Inc		\$124.95		
7/1/2017	341,712	PMTRX00011113	Accounts Payable	748-2699	KOI Enterprises, Inc		\$4.23		
7/1/2017	341,713	PMTRX00011113	Accounts Payable	743-103164	KOI Enterprises, Inc		\$0.99		
7/1/2017	341,714	PMTRX00011113	Accounts Payable	737-58429	KOI Enterprises, Inc		\$112.00		
7/1/2017	341,717	PMTRX00011113	Accounts Payable	925173	Lowe's		\$23.95		
7/1/2017	341,722	PMTRX00011113	Accounts Payable	86175	R & M Welding Products Inc		\$284.35		
7/1/2017	341,728	PMTRX00011113	Accounts Payable	26121	Waste Resource Management Inc.		\$400.64		
7/1/2017	341,734	RECVG00002247	Accounts Payable	RCT0000009800	Boone-Kenton Lumber Supply Co.		\$1,085.00		
7/1/2017	341,735	RECVG00002247	Accounts Payable	RCT0000009801	CDW Government Inc.		\$1,420.08		
7/1/2017	341,739	RECVG00002247	Accounts Payable	RCT0000009805	Florence Winwater Works		\$3,764.98		
7/1/2017	341,740	RECVG00002247	Accounts Payable	RCT0000009806	Florence Winwater Works		\$1,098.50		
7/1/2017	341,741	RECVG00002247	Accounts Payable	RCT0000009807	Florence Winwater Works		\$4,199.00		
7/1/2017	341,742	PMTRX00011114	Accounts Payable	5692	B C Engineering Co		\$511.00		
7/1/2017	341,744	PMTRX00011114	Accounts Payable	HWL8050	CDW Government Inc.		\$606.79		
7/1/2017	341,745	PMTRX00011114	Accounts Payable	JCN6894	CDW Government Inc.	\$606.79			
7/1/2017	341,754	PMTRX00011114	Accounts Payable	89092907	Layne Christensen Company		\$1,600.00		
7/1/2017	341,830	PMTRX00011115	Accounts Payable	17606	Appraisal Company The		\$900.00		
7/1/2017	341,831	PMTRX00011115	Accounts Payable	AR00151104	Badger Daylighting Corp.		\$995.00		
7/1/2017	341,836	PMTRX00011115	Accounts Payable	10577	Klingenbergs - Covington		\$32.00		
7/1/2017	341,837	PMTRX00011115	Accounts Payable	10459	Klingenbergs - Covington		\$3.49		
7/1/2017	341,843	PMTRX00011115	Accounts Payable	941880	Lowe's		\$99.75		
7/1/2017	341,844	PMTRX00011115	Accounts Payable	927113	Lowe's		\$17.09		
7/1/2017	341,846	PMTRX00011115	Accounts Payable	927327	Lowe's		\$82.35		
7/1/2017	341,847	PMTRX00011115	Accounts Payable	903349	Lowe's		\$30.26		
7/1/2017	341,848	PMTRX00011115	Accounts Payable	21726	Mark's Garage		\$43.93		
7/1/2017	341,849	PMTRX00011115	Accounts Payable	21664	Mark's Garage		\$716.86		
7/1/2017	341,850	PMTRX00011115	Accounts Payable	21731	Mark's Garage		\$43.93		
7/1/2017	341,852	PMTRX00011115	Accounts Payable	148	Mower Express, Inc.		\$35.92		
7/1/2017	341,854	PMTRX00011115	Accounts Payable	2368	RNK Environmental Inc		\$303.00		
7/1/2017	341,855	PMTRX00011115	Accounts Payable	229139	Specialized Plumbing Parts Supply		\$33.97		
7/1/2017	341,856	PMTRX00011115	Accounts Payable	3447809	Staffmark		\$756.00		
7/1/2017	341,860	PMTRX00011115	Accounts Payable	9006	Wessel Lawncare & Landscaping		\$2,543.36		

7/1/2017	341,861	PMTRX00011115	Accounts Payable	354814 00	Wilder Winnelson		\$35.34		
7/1/2017	341,873	PMTRX00011117	Accounts Payable	219894	Abraxis, LLC		\$1,205.00		
7/1/2017	341,896	PMTRX00011117	Accounts Payable	3206412	Fisher Scientific		\$289.86		
7/1/2017	341,899	PMTRX00011117	Accounts Payable	5100160636.001	Johnson Electric Supply Co., The		\$160.98		
7/1/2017	341,901	PMTRX00011117	Accounts Payable	78765	Lawn Systems, Inc.		\$5,999.00		
7/1/2017	341,902	PMTRX00011117	Accounts Payable	78618	Lawn Systems, Inc.		\$5,999.00		
7/1/2017	341,903	PMTRX00011117	Accounts Payable	15700269	Matheson Tri-Gas, Inc.		\$189.75		
7/1/2017	341,910	PMTRX00011117	Accounts Payable	PINV279233	Supply Post Business Products		\$4.30		
7/1/2017	341,911	PMTRX00011117	Accounts Payable	PINV279161	Supply Post Business Products		\$59.60		
7/1/2017	341,912	PMTRX00011117	Accounts Payable	1241528	USALCO		\$6,287.36		
7/1/2017	341,973	PMTRX00011121	Accounts Payable	10521392	Hach Company		\$952.77		
7/1/2017	341,999	RECVG00002251	Accounts Payable	RCT0000009818	Florence Winwater Works		\$5,673.60		
7/1/2017	342,002	PMTRX00011123	Accounts Payable	701249	CE Power Solutions, LLC		\$28,865.00		
7/1/2017	342,003	PMTRX00011123	Accounts Payable	WDC7-3371	Cincinnati State College		\$598.00		
7/1/2017	342,005	PMTRX00011123	Accounts Payable	HRP-0000114372	Human Resource Profile Inc		\$45.00		
7/1/2017	342,012	PMTRX00011123	Accounts Payable	99111015	Mine Safety Appliances Co. LLC		\$463.82		
7/1/2017	342,013	PMTRX00011123	Accounts Payable	INV4049248	Orr Safety Corporation		\$82.96		
7/1/2017	342,014	PMTRX00011123	Accounts Payable	INV4052988	Orr Safety Corporation		\$82.39		
7/1/2017	342,015	PMTRX00011123	Accounts Payable	INV4052967	Orr Safety Corporation		\$123.26		
System:	HISTORICAL DETAILED T 10/5/2018		10:45:50 AM	Page:	99	User Date:	10/5/2018	User ID:	skampsen
N Ky Water District									
7/1/2017	342,016	PMTRX00011123	Accounts Payable	INV4045908	Orr Safety Corporation		\$452.16		
7/1/2017	342,019	PMTRX00011123	Accounts Payable	PYMNT00133723	Orr Safety Corporation	\$150.70			
7/1/2017	342,025	PMTRX00011123	Accounts Payable	455628	St. Elizabeth Medical Center		\$962.50		
7/1/2017	342,026	PMTRX00011123	Accounts Payable	50963	Sterling Materials, LLC		\$6,470.07		
7/1/2017	342,028	PMTRX00011123	Accounts Payable	43858760	United Healthcare Insurance		\$5.71		
7/1/2017	342,031	PMTRX00011123	Accounts Payable	JHX7969	CDW Government Inc.		\$598.25		
7/1/2017	342,032	PMTRX00011123	Accounts Payable	JHZ6555	CDW Government Inc.		\$113.26		
7/1/2017	342,282	RECVG00002253	Accounts Payable	RCT0000009826	Davey Tree Expert Co., The		\$4,320.00		
7/1/2017	342,285	RECVG00002253	Accounts Payable	RCT0000009829	Lucity, Inc		\$21,656.81		
7/1/2017	342,287	RECVG00002253	Accounts Payable	RCT0000009831	Planning & Development Service of Kenton Cou		\$36,456.20		
7/1/2017	342,380	PMTRX00011131	Accounts Payable	1746	Affordable Window-N-Glass		\$330.00		
7/1/2017	342,384	PMTRX00011131	Accounts Payable	7129384	CBT Company		\$101.70		
7/1/2017	342,387	PMTRX00011131	Accounts Payable	JHV6868	CDW Government Inc.		\$710.04		
7/1/2017	342,410	PMTRX00011131	Accounts Payable	SRV018590.	TrinSoft, LLC		\$42.50		
7/1/2017	342,413	PMTRX00011131	Accounts Payable	9788022580	Verizon Wireless		\$150.10		
7/1/2017	342,422	RECVG00002255	Accounts Payable	RCT0000009836	Ferguson Waterworks		\$333.00		
7/1/2017	342,559	PMTRX00011135	Accounts Payable	7001404147	AWWA		\$83.00		
7/1/2017	342,560	PMTRX00011135	Accounts Payable	7001404656	AWWA		\$83.00		
7/1/2017	342,561	PMTRX00011135	Accounts Payable	7001404655	AWWA		\$83.00		
7/1/2017	342,562	PMTRX00011135	Accounts Payable	7001404250	AWWA		\$83.00		
7/1/2017	342,563	PMTRX00011135	Accounts Payable	7001403208	AWWA		\$83.00		
7/1/2017	342,564	PMTRX00011135	Accounts Payable	7001403197	AWWA		\$206.00		
7/1/2017	342,565	PMTRX00011135	Accounts Payable	7001403206	AWWA		\$83.00		
7/1/2017	342,566	PMTRX00011135	Accounts Payable	7001403463	AWWA		\$83.00		
7/1/2017	342,601	PMTRX00011136	Accounts Payable	2263741-00	Richards Electric Supply Inc.	\$809.12			
7/1/2017	342,694	PMTRX00011137	Accounts Payable	80260	Employers Resource Association		\$2,000.00		
7/1/2017	342,714	PMTRX00011137	Accounts Payable	927857	Lowe's		\$27.71		
7/1/2017	342,799	RECVG00002258	Accounts Payable	RCT0000009854	Kiemle-Hankins		\$12,700.00		
7/1/2017	342,822	PMTRX00011140	Accounts Payable	150573	Hensley Plumbing Inc., Mike		\$250.00		
7/2/2017	341,643	PMTRX00011112	Accounts Payable	2820270 7/17	Cincinnati Bell		\$67.21		
7/2/2017	341,644	PMTRX00011112	Accounts Payable	6556563 7/17	Cincinnati Bell		\$166.32		
7/2/2017	342,021	PMTRX00011123	Accounts Payable	IVC020001175310	Pridestaff Financial		\$1,360.00		
7/3/2017	341,433	PMTRX00011108	Accounts Payable	REFUND CREDIT 07/17	Benton, Taylor		\$758.07		
7/3/2017	341,437	PMTRX00011108	Accounts Payable	REFUND CREDIT 07/17	Cahill, Jennifer		\$50.00		
7/3/2017	341,465	PMTRX00011108	Accounts Payable	TUITION 07/17	Hodges, Nathan		\$3,134.15		
7/3/2017	341,482	PMTRX00011108	Accounts Payable	REFUND CREDIT 07/17	Ryder, Charles		\$45.30		
7/3/2017	341,652	PMTRX00011112	Accounts Payable	44000883201 7/17	Duke Energy		\$65.90		
7/3/2017	341,653	PMTRX00011112	Accounts Payable	97700845013 7/17	Duke Energy		\$15,074.43		
7/3/2017	341,718	PMTRX00011113	Accounts Payable	2215184	Lykins Oil Company		\$403.95		
7/3/2017	341,719	PMTRX00011113	Accounts Payable	2215181	Lykins Oil Company		\$680.87		
7/3/2017	342,024	PMTRX00011123	Accounts Payable	454605	St. Elizabeth Business Health		\$831.00		
7/3/2017	342,689	PMTRX00011137	Accounts Payable	1028	Core Consulting Group		\$3,000.00		
7/3/2017	342,722	PMTRX00011138	Accounts Payable	1.70707E+11	Boone-Kenton Lumber Supply Co.		\$62.34		

7/5/2017	341,343	PMTRX00011106	Accounts Payable	070717DEFCOMP	Kentucky State Treasurer		\$5,640.84
7/5/2017	341,344	PMTRX00011106	Accounts Payable	070717DEFLOANS	Kentucky State Treasurer		\$104.11
7/5/2017	341,346	PMCHK00006834	Accounts Payable	90739	Kentucky State Treasurer	\$5,744.95	
7/5/2017	341,463	PMTRX00011108	Accounts Payable	3288318	Fisher Scientific	\$37.97	
7/5/2017	341,472	PMTRX00011108	Accounts Payable	REFUND LAB 07/17	Lloyd, Mark		\$15.00
7/5/2017	341,654	PMTRX00011112	Accounts Payable	50100466217 7/17	Duke Energy		\$49.72
7/5/2017	341,655	PMTRX00011112	Accounts Payable	69402048026 7/17	Duke Energy		\$2,102.09
7/5/2017	341,656	PMTRX00011112	Accounts Payable	89500806010 7/17	Duke Energy		\$19,100.21
7/5/2017	341,657	PMTRX00011112	Accounts Payable	33400067207 7/17	Duke Energy		\$43.40
7/5/2017	341,658	PMTRX00011112	Accounts Payable	55403649014 7/17	Duke Energy		\$9.86
7/5/2017	341,659	PMTRX00011112	Accounts Payable	11102202017 7/17	Duke Energy		\$7.73
7/5/2017	341,671	PMTRX00011112	Accounts Payable	HAM952478	Hamilton Wiping Cloth Co.		\$381.15
7/5/2017	341,672	PMTRX00011112	Accounts Payable	2261202	Ideal Supplies Inc		\$440.00
7/5/2017	341,673	PMTRX00011112	Accounts Payable	2261201	Ideal Supplies Inc		\$315.00
7/5/2017	341,674	PMTRX00011112	Accounts Payable	924263	Janell Inc.		\$17.92
7/5/2017	341,693	PMTRX00011112	Accounts Payable	8022973	Southern States		\$141.78
7/5/2017	341,746	PMTRX00011114	Accounts Payable	3564005 7/17	Cincinnati Bell		\$71.42
7/5/2017	341,747	PMTRX00011114	Accounts Payable	3561531 7/17	Cincinnati Bell		\$49.31
7/5/2017	341,748	PMTRX00011114	Accounts Payable	3314325 7/17	Cincinnati Bell		\$67.75
7/5/2017	341,749	PMTRX00011114	Accounts Payable	3567220 7/17	Cincinnati Bell		\$71.42
7/5/2017	341,834	PMTRX00011115	Accounts Payable	70517	Hughes, PSC., John N.		\$11,550.00
7/5/2017	341,845	PMTRX00011115	Accounts Payable	927927	Lowe's		\$66.44
7/5/2017	341,858	PMTRX00011115	Accounts Payable	27688	United Window Cleaning Co., Inc.		\$40.00
7/5/2017	341,985	PMTRX00011121	Accounts Payable	230604	Phenova		\$1,809.75
7/5/2017	341,998	RECVG00002251	Accounts Payable	RCT0000009817	Analytical Services Inc		\$532.00
7/5/2017	342,000	RECVG00002251	Accounts Payable	RCT0000009819	Fortiline, Inc.		\$416.00
7/5/2017	342,001	PMTRX00011123	Accounts Payable	54474	Biederman Co., Inc., R.P.		\$81.00
7/5/2017	342,018	PMTRX00011123	Accounts Payable	INV4057016	Orr Safety Corporation		\$486.40
7/5/2017	342,695	PMTRX00011137	Accounts Payable	5-855-78061	Federal Express		\$40.62
7/5/2017	342,696	PMTRX00011137	Accounts Payable	113177	Geotechnology Inc.		\$7,849.67
7/6/2017	341,449	PMTRX00011108	Accounts Payable	237007	Crescent Springs Hardware		\$78.97
System:	HISTORICAL DETAILED T 10/5/2018		10:45:50 AM	Page:	100	User Date: 10/5/2018	User ID: skampsen
N Ky Water District							
7/6/2017	341,634	PMTRX00011112	Accounts Payable	221212-4	Arts Rental Equipment & Supply		\$81.00
7/6/2017	341,635	PMTRX00011112	Accounts Payable	221105-4	Arts Rental Equipment & Supply		\$65.90
7/6/2017	341,647	PMTRX00011112	Accounts Payable	SI-1605407	Dove Data Products, Inc.		\$398.00
7/6/2017	341,662	PMTRX00011112	Accounts Payable	47500467203 7/17	Duke Energy		\$196.16
7/6/2017	341,663	PMTRX00011112	Accounts Payable	2200252201 7/17	Duke Energy		\$51.29
7/6/2017	341,664	PMTRX00011112	Accounts Payable	27202174014 7/17	Duke Energy		\$2,193.63
7/6/2017	341,665	PMTRX00011112	Accounts Payable	63902189019 7/17	Duke Energy		\$219.60
7/6/2017	341,666	PMTRX00011112	Accounts Payable	86502205015 7/17	Duke Energy		\$501.77
7/6/2017	341,675	PMTRX00011112	Accounts Payable	927079..	Lowe's		\$37.99
7/6/2017	341,676	PMTRX00011112	Accounts Payable	925342	Lowe's		\$57.49
7/6/2017	341,677	PMTRX00011112	Accounts Payable	E050046FS6	Microsoft		\$200.51
7/6/2017	341,707	PMTRX00011113	Accounts Payable	REFUND CREDIT 07/17	Doud, Beth		\$25.00
7/6/2017	341,708	PMTRX00011113	Accounts Payable	PO BOX 18640 2017	Erlanger Post Office		\$314.00
7/6/2017	341,710	PMTRX00011113	Accounts Payable	REFUND CREDIT 07/17	Harp, Mark		\$194.47
7/6/2017	341,715	PMTRX00011113	Accounts Payable	733-480680	KOI Enterprises, Inc		\$81.36
7/6/2017	341,726	PMTRX00011113	Accounts Payable	CI-752305	Univar USA Inc.		\$6,852.48
7/6/2017	341,727	PMTRX00011113	Accounts Payable	CI-752417	Univar USA Inc.		\$2,639.43
7/6/2017	341,736	RECVG00002247	Accounts Payable	RCT0000009802	Fortiline, Inc.		\$48.50
7/6/2017	341,738	RECVG00002247	Accounts Payable	RCT0000009804	Fortiline, Inc.		\$1,308.75
7/6/2017	341,743	PMTRX00011114	Accounts Payable	5703	B C Engineering Co		\$658.00
7/6/2017	341,756	PMTRX00011114	Accounts Payable	925326	Lowe's		\$56.99
7/6/2017	341,853	PMTRX00011115	Accounts Payable	25057	Raynmaster Lawn Sprinklers		\$84.00
7/6/2017	341,877	PMTRX00011117	Accounts Payable	75900841205 7/17	Duke Energy		\$50.31
7/6/2017	341,890	PMTRX00011117	Accounts Payable	33800283200 7/17	Duke Energy		\$79.39
7/6/2017	341,891	PMTRX00011117	Accounts Payable	39800877206 7/17	Duke Energy		\$111.15
7/6/2017	341,956	PMTRX00011121	Accounts Payable	861845	AccuStandard, Inc.		\$882.11
7/6/2017	341,986	PMTRX00011121	Accounts Payable	542215505	Sigma-Aldrich Inc		\$146.56
7/6/2017	342,383	PMTRX00011131	Accounts Payable	7132673	CBT Company		\$90.00
7/6/2017	342,394	PMTRX00011131	Accounts Payable	1200061017	HDR Engineering, Inc.		\$1,913.00
7/6/2017	342,713	PMTRX00011137	Accounts Payable	903572	Lowe's		\$67.41
7/7/2017	341,500	PMVPY00001018	Accounts Payable	90541	NKYSHRM		\$250.00

7/7/2017	341,501	PMVVR00001328	Accounts Payable	RECEIPT 68	NKYSHRM	\$250.00	
7/7/2017	341,512	PMCHK00006837	Accounts Payable	90740	Abraxis, LLC	\$815.00	
7/7/2017	341,513	PMCHK00006837	Accounts Payable	90741	Around the Clock Answering Service	\$542.50	
7/7/2017	341,514	PMCHK00006837	Accounts Payable	90742	Arts Rental Equipment & Supply	\$620.00	
7/7/2017	341,515	PMCHK00006837	Accounts Payable	90743	AWWA	\$83.00	
7/7/2017	341,516	PMCHK00006837	Accounts Payable	90744	Benton, Taylor	\$758.07	
7/7/2017	341,517	PMCHK00006837	Accounts Payable	90745	BestOne, Tire & Service of Mid America, Inc.	\$191.53	
7/7/2017	341,518	PMCHK00006837	Accounts Payable	90746	Bowling's Enterprise	\$100.00	
7/7/2017	341,519	PMCHK00006837	Accounts Payable	90747	Brighton Truck Service	\$582.10	
7/7/2017	341,520	PMCHK00006837	Accounts Payable	90748	Cahill, Jennifer	\$50.00	
7/7/2017	341,521	PMCHK00006837	Accounts Payable	90749	CDW Government Inc.	\$515.45	
7/7/2017	341,522	PMCHK00006837	Accounts Payable	90750	Cincinnati Bell	\$1,649.10	
7/7/2017	341,523	PMCHK00006837	Accounts Payable	90751	Cincinnati Bell	\$647.78	
7/7/2017	341,524	PMCHK00006837	Accounts Payable	90752	Cintas #315	\$56.30	
7/7/2017	341,525	PMCHK00006837	Accounts Payable	90753	City of Cold Spring	\$243.00	
7/7/2017	341,526	PMCHK00006837	Accounts Payable	90754	Clemons, Kim	\$1,423.58	
7/7/2017	341,527	PMCHK00006837	Accounts Payable	90755	Crescent Springs Hardware	\$78.97	
7/7/2017	341,528	PMCHK00006837	Accounts Payable	90756	Cullen Brothers LLC	\$750.00	
7/7/2017	341,529	PMCHK00006837	Accounts Payable	90757	Davis, Susan	\$400.79	
7/7/2017	341,530	PMCHK00006837	Accounts Payable	90758	Dixon & Associates Inc., G.	\$18,900.00	
7/7/2017	341,531	PMCHK00006837	Accounts Payable	90759	Dove Data Products, Inc.	\$160.00	
7/7/2017	341,532	PMCHK00006837	Accounts Payable	90760	Duke Energy	\$9,073.58	
7/7/2017	341,533	PMCHK00006837	Accounts Payable	90761	E & H Integrated Systems	\$196.25	
7/7/2017	341,534	PMCHK00006837	Accounts Payable	90762	Fisher Scientific	\$1,692.07	
7/7/2017	341,535	PMCHK00006837	Accounts Payable	90763	Fortiline, Inc.	\$3,370.75	
7/7/2017	341,536	PMCHK00006837	Accounts Payable	90764	Harper Oil Products Inc	\$386.21	
7/7/2017	341,537	PMCHK00006837	Accounts Payable	90765	HD Supply Waterworks, Ltd	\$14,546.25	
7/7/2017	341,538	PMCHK00006837	Accounts Payable	90766	Hodges, Nathan	\$3,134.15	
7/7/2017	341,539	PMCHK00006837	Accounts Payable	90767	Hydraflo, Inc.	\$325.00	
7/7/2017	341,540	PMCHK00006837	Accounts Payable	90768	Ideal Supplies Inc	\$110.00	
7/7/2017	341,541	PMCHK00006837	Accounts Payable	90769	Kemira Water Solutions, Inc.	\$5,023.20	
7/7/2017	341,542	PMCHK00006837	Accounts Payable	90770	KOI Enterprises, Inc	\$270.69	
7/7/2017	341,543	PMCHK00006837	Accounts Payable	90771	Kentucky State Treasurer	\$105,017.31	
7/7/2017	341,544	PMCHK00006837	Accounts Payable	90772	Len Riegler Blacktop, Inc.	\$6,933.30	
7/7/2017	341,545	PMCHK00006837	Accounts Payable	90773	Lloyd, Mark	\$15.00	
7/7/2017	341,546	PMCHK00006837	Accounts Payable	90774	Lowe's	\$102.61	
7/7/2017	341,547	PMCHK00006837	Accounts Payable	90775	Lykins Oil Company	\$1,103.14	
7/7/2017	341,548	PMCHK00006837	Accounts Payable	90776	Martin, Dan	\$58.83	
7/7/2017	341,549	PMCHK00006837	Accounts Payable	90777	Next Gen Cabling, Inc.	\$4,283.10	
7/7/2017	341,550	PMCHK00006837	Accounts Payable	90778	Owen Electric Cooperative Inc	\$48.36	
7/7/2017	341,551	PMCHK00006837	Accounts Payable	90779	Colleen Medert-Petty Cash	\$73.00	
7/7/2017	341,552	PMCHK00006837	Accounts Payable	90780	Pension Corporation of America	\$4,898.82	
7/7/2017	341,553	PMCHK00006837	Accounts Payable	90781	Plant Trolley, Inc., The	\$177.12	
System:	HISTORICAL DETAILED T 10/5/2018		Page:	101	User Date:	10/5/2018	User ID: skampsen
N Ky Water District							
7/7/2017	341,554	PMCHK00006837	Accounts Payable	90782	Pridestaff Financial	\$1,156.00	
7/7/2017	341,555	PMCHK00006837	Accounts Payable	90783	RUMPKE	\$60.00	
7/7/2017	341,556	PMCHK00006837	Accounts Payable	90784	Ryder, Charles	\$45.30	
7/7/2017	341,557	PMCHK00006837	Accounts Payable	90785	Sanitation District No. 1	\$2,549.60	
7/7/2017	341,558	PMCHK00006837	Accounts Payable	90786	Sanitation District No. 1	\$15.62	
7/7/2017	341,559	PMCHK00006837	Accounts Payable	90787	Jeff Schuchter	\$238.08	
7/7/2017	341,560	PMCHK00006837	Accounts Payable	90788	Southeastern Equipment Co Inc	\$494.61	
7/7/2017	341,561	PMCHK00006837	Accounts Payable	90789	Staples Advantage	\$34.78	
7/7/2017	341,562	PMCHK00006837	Accounts Payable	90790	Stoll Keenon Ogden PLLC	\$54.40	
7/7/2017	341,563	PMCHK00006837	Accounts Payable	90791	Sumerel Tire Co., Inc., Bob	\$3,657.86	
7/7/2017	341,564	PMCHK00006837	Accounts Payable	90792	Time Warner Cable	\$244.11	
7/7/2017	341,565	PMCHK00006837	Accounts Payable	90793	Travelers	\$111,568.50	
7/7/2017	341,566	PMCHK00006837	Accounts Payable	90794	Viking Supply, Inc	\$4,668.05	
7/7/2017	341,567	PMCHK00006837	Accounts Payable	90795	Wachs Company, E. H.	\$683.03	
7/7/2017	341,568	PMCHK00006837	Accounts Payable	90796	Waste Resource Management Inc.	\$1,465.92	
7/7/2017	341,569	PMCHK00006837	Accounts Payable	90797	West Bend Mutual Insurance Co.	\$102.00	
7/7/2017	341,570	PMCHK00006837	Accounts Payable	90798	Wex Bank	\$14,456.49	
7/7/2017	341,571	PMCHK00006837	Accounts Payable	90799	World at Work	\$265.00	
7/7/2017	341,572	PMCHK00006837	Accounts Payable	90800	Wyler, Jeff	\$14.32	



7/7/2017	341,660	PMTRX00011112	Accounts Payable	96300067201 7/17	Duke Energy	\$84.91	
7/7/2017	341,661	PMTRX00011112	Accounts Payable	26800465213 7/17	Duke Energy	\$87.13	
7/7/2017	341,679	PMTRX00011112	Accounts Payable	97545009	Mosaic	\$7,266.58	
7/7/2017	341,680	PMTRX00011112	Accounts Payable	5121003 7/17	Owen Electric Cooperative Inc	\$13,848.99	
7/7/2017	341,681	PMTRX00011112	Accounts Payable	5121005 7/17	Owen Electric Cooperative Inc	\$912.01	
7/7/2017	341,691	PMTRX00011112	Accounts Payable	3486091031000 7/17	Sanitation District No. 1	\$37.80	
7/7/2017	341,716	PMTRX00011113	Accounts Payable	733-088394	KOI Enterprises, Inc	\$12.38	
7/7/2017	341,730	PMTRX00011113	Accounts Payable	REFUND CREDIT 07/17	Wright, Jennifer	\$176.82	
7/7/2017	341,753	PMTRX00011114	Accounts Payable	S100160987.001	Johnson Electric Supply Co., The	\$34.00	
7/7/2017	341,755	PMTRX00011114	Accounts Payable	925484	Lowe's	\$27.18	
7/7/2017	341,838	PMTRX00011115	Accounts Payable	743-105076	KOI Enterprises, Inc	\$16.63	
7/7/2017	341,851	PMTRX00011115	Accounts Payable	991450	Mobilcomm Inc.	\$506.63	
7/7/2017	341,897	PMTRX00011117	Accounts Payable	74449	Flynn Metering Systems	\$399.74	
7/7/2017	341,906	PMTRX00011117	Accounts Payable	3471666666000 7/17	Sanitation District No. 1	\$66.53	
7/7/2017	341,907	PMTRX00011117	Accounts Payable	3400000100991 7/17	Sanitation District No. 1	\$66.15	
7/7/2017	341,908	PMTRX00011117	Accounts Payable	3416025100000 7/17	Sanitation District No. 1	\$15.12	
7/7/2017	341,964	PMTRX00011121	Accounts Payable	AQUA DR 07/17	Combined Public Comm.	\$782.33	
7/7/2017	341,984	PMTRX00011121	Accounts Payable	3486091032000 7/17	Sanitation District No. 1	\$117.94	
7/7/2017	341,991	PMTRX00011121	Accounts Payable	334926102	US Bank Equipment Finance	\$1,076.70	
7/7/2017	342,004	PMTRX00011123	Accounts Payable	9493369731	Grainger	\$248.88	
7/7/2017	342,243	PMTRX00011127	Accounts Payable	4001042947	Cintas #315	\$632.48	
7/7/2017	342,279	RECVG00002253	Accounts Payable	RCT0000009824	A-One Pallet Distributing Inc.	\$205.50	
7/7/2017	342,288	RECVG00002253	Accounts Payable	RCT0000009832	TVC Communications	\$1,611.63	
7/8/2017	341,859	PMTRX00011115	Accounts Payable	68212	Vertical Systems Elevator	\$256.79	
7/8/2017	341,963	PMTRX00011121	Accounts Payable	4260425 7/17	Cincinnati Bell	\$129.34	
7/8/2017	342,403	PMTRX00011131	Accounts Payable	3345741317	Staples Advantage	\$133.58	
7/8/2017	342,404	PMTRX00011131	Accounts Payable	3345741315	Staples Advantage	\$89.19	
7/9/2017	342,020	PMTRX00011123	Accounts Payable	IVC020001178613	Pridestaff Financial	\$1,088.00	
7/10/2017	341,689	PMTRX00011112	Accounts Payable	2323531	RUMPKE	\$73.37	
7/10/2017	341,695	PMTRX00011112	Accounts Payable	474457	Wildman Corporate Apparel	\$55.50	
7/10/2017	341,701	PMTRX00011113	Accounts Payable	JKZ8326	CDW Government Inc.	\$177.15	
7/10/2017	341,702	PMTRX00011113	Accounts Payable	ACCT 5830354 07/17	Business Courier	\$100.00	
7/10/2017	341,720	PMTRX00011113	Accounts Payable	2219848	Lykins Oil Company	\$708.59	
7/10/2017	341,721	PMTRX00011113	Accounts Payable	2219850	Lykins Oil Company	\$105.94	
7/10/2017	341,723	PMTRX00011113	Accounts Payable	103015329	Sumerel Tire Co., Inc., Bob	\$503.01	
7/10/2017	341,737	RECVG00002247	Accounts Payable	RCT0000009803	HD Supply Waterworks, Ltd	\$236.20	
7/10/2017	341,758	PMTRX00011114	Accounts Payable	927865	Lowe's	\$13.27	
7/10/2017	341,862	PMTRX00011115	Accounts Payable	474459	Wildman Corporate Apparel	\$69.54	
7/10/2017	341,881	PMTRX00011117	Accounts Payable	89000846202 7/17	Duke Energy	\$11.85	
7/10/2017	341,958	PMTRX00011121	Accounts Payable	5724798 7/17	Cincinnati Bell	\$272.91	
7/10/2017	341,959	PMTRX00011121	Accounts Payable	4310282 7/17	Cincinnati Bell	\$298.48	
7/10/2017	341,960	PMTRX00011121	Accounts Payable	2616778 7/17	Cincinnati Bell	\$65.99	
7/10/2017	341,961	PMTRX00011121	Accounts Payable	2611750 7/17	Cincinnati Bell	\$67.91	
7/10/2017	341,962	PMTRX00011121	Accounts Payable	2615788 7/17	Cincinnati Bell	\$65.99	
7/10/2017	341,974	PMTRX00011121	Accounts Payable	10532798	Hach Company	\$110.23	
7/10/2017	341,976	PMTRX00011121	Accounts Payable	413914	Hall's Paving & Sealing, Inc.	\$2,553.65	
7/10/2017	341,988	PMTRX00011121	Accounts Payable	395046	Ultra Scientific Analytical Solutions	\$555.76	
7/10/2017	342,009	PMTRX00011123	Accounts Payable	NKWSDBL633284 08/17	Lincoln National Life Insurance Co.	\$5,640.94	
7/10/2017	342,027	PMTRX00011123	Accounts Payable	149194256-001	United Rentals	\$538.50	
7/10/2017	342,527	PMTRX00011133	Accounts Payable	833547	Environmental Resource Assoc	\$99.62	
7/10/2017	342,832	PMTRX00011140	Accounts Payable	21770	Mark's Garage	\$165.45	
7/11/2017	341,631	PMTRX00011111	Accounts Payable	071417DEFCOMP	Kentucky State Treasurer	\$5,590.84	
7/11/2017	341,632	PMTRX00011111	Accounts Payable	071417DEFLOANS	Kentucky State Treasurer	\$104.11	
7/11/2017	341,633	PMCHK00006839	Accounts Payable	90801	Kentucky State Treasurer	\$5,694.95	
7/11/2017	341,700	PMTRX00011113	Accounts Payable	REFUND CREDIT 07/17	Bushelman, Rita	\$36.65	
System:	HISTORICAL DETAILED T 10/5/2018		10:45:50 AM	Page:	102	User Date: 10/5/2018	User ID: skampsen
N Ky Water District							
7/11/2017	341,725	PMTRX00011113	Accounts Payable	CI-752972	Univar USA Inc.	\$2,634.75	
7/11/2017	341,839	PMTRX00011115	Accounts Payable	743-105377	KOI Enterprises, Inc	\$18.78	
7/11/2017	341,840	PMTRX00011115	Accounts Payable	586919-001	Kentucky FluidAir	\$3.12	
7/11/2017	341,878	PMTRX00011117	Accounts Payable	60702113019 7/17	Duke Energy	\$51,009.08	
7/11/2017	341,879	PMTRX00011117	Accounts Payable	95603661010 7/17	Duke Energy	\$10.14	
7/11/2017	341,880	PMTRX00011117	Accounts Payable	57603707011 7/17	Duke Energy	\$10.59	
7/11/2017	341,882	PMTRX00011117	Accounts Payable	36100729029 7/17	Duke Energy	\$10,397.50	

7/11/2017	341,883	PMTRX00011117	Accounts Payable	38200284213	7/17	Duke Energy	\$73.45
7/11/2017	341,884	PMTRX00011117	Accounts Payable	37603707010	7/17	Duke Energy	\$7.43
7/11/2017	341,885	PMTRX00011117	Accounts Payable	33803662016	7/17	Duke Energy	\$53.33
7/11/2017	341,886	PMTRX00011117	Accounts Payable	31902189010	7/17	Duke Energy	\$9,384.62
7/11/2017	341,887	PMTRX00011117	Accounts Payable	24002180010	7/17	Duke Energy	\$50.97
7/11/2017	341,888	PMTRX00011117	Accounts Payable	36800736026	7/17	Duke Energy	\$9,237.98
7/11/2017	341,889	PMTRX00011117	Accounts Payable	40502120028	7/17	Duke Energy	\$199.66
7/11/2017	341,892	PMTRX00011117	Accounts Payable	32203867017	7/17	Duke Energy	\$22.09
7/11/2017	341,893	PMTRX00011117	Accounts Payable	8200284217	7/17	Duke Energy	\$50.31
7/11/2017	341,900	PMTRX00011117	Accounts Payable	9017551864		Kemira Water Solutions, Inc.	\$5,223.62
7/11/2017	341,904	PMTRX00011117	Accounts Payable	K586-17		Mills Fence Co., Inc.	\$1,485.00
7/11/2017	341,905	PMTRX00011117	Accounts Payable	2132520210000	7/17	Sanitation District No. 1	\$15.12
7/11/2017	341,909	PMTRX00011117	Accounts Payable	2132526000004	7/17	Sanitation District No. 1	\$21.17
7/11/2017	341,978	PMTRX00011121	Accounts Payable	17-3048		Len Riegler Blacktop, Inc.	\$7,646.10
7/11/2017	341,981	PMTRX00011121	Accounts Payable	REFUND CREDIT 07/17		Morris, Jessica	\$169.10
7/11/2017	342,023	PMTRX00011123	Accounts Payable	71017		Randy's Rugged Wear	\$2,089.93
7/11/2017	342,029	PMTRX00011123	Accounts Payable	C0043901264		United Healthcare Insurance	\$261,233.49
7/11/2017	342,310	PMTRX00011129	Accounts Payable	2261364		Ideal Supplies Inc	\$1,375.00
7/11/2017	342,529	PMTRX00011133	Accounts Payable	3500802		Fisher Scientific	\$124.19
7/11/2017	342,539	PMTRX00011133	Accounts Payable	925184		Lowe's	\$13.04
7/11/2017	342,750	PMTRX00011138	Accounts Payable	15774336		Matheson Tri-Gas, Inc.	\$1,178.49
7/12/2017	341,696	PMTRX00011113	Accounts Payable	222324-3		Arts Rental Equipment & Supply	\$813.10
7/12/2017	341,724	PMTRX00011113	Accounts Payable	CI-753043		Univar USA Inc.	\$6,600.96
7/12/2017	341,729	PMTRX00011113	Accounts Payable	475111		Wildman Corporate Apparel	\$18.50
7/12/2017	341,751	PMTRX00011114	Accounts Payable	KYERL229143		Fastenal Company	\$1.78
7/12/2017	341,752	PMTRX00011114	Accounts Payable	74497		Flynn Metering Systems	\$542.89
7/12/2017	341,757	PMTRX00011114	Accounts Payable	927401		Lowe's	\$19.92
7/12/2017	341,835	PMTRX00011115	Accounts Payable	924968		Janell Inc.	\$215.70
7/12/2017	341,857	PMTRX00011115	Accounts Payable	REFUND WSC 37034		Trauth Homes Inc	\$750.00
7/12/2017	341,972	PMTRX00011121	Accounts Payable	20102202016	7/17	Duke Energy	\$8.25
7/12/2017	341,975	PMTRX00011121	Accounts Payable	413915		Hall's Paving & Sealing, Inc.	\$928.00
7/12/2017	341,977	PMTRX00011121	Accounts Payable	9017552071		Kemira Water Solutions, Inc.	\$5,109.99
7/12/2017	341,980	PMTRX00011121	Accounts Payable	427221		Ohio Valley Gasket	\$1,471.66
7/12/2017	341,987	PMTRX00011121	Accounts Payable	3110		Sterling Materials, LLC	\$8,500.00
7/12/2017	342,007	PMTRX00011123	Accounts Payable	356765		Kemper Inc Richard G	\$128.88
7/12/2017	342,246	PMTRX00011127	Accounts Payable	4001072519		Cintas #315	\$276.53
7/12/2017	342,247	PMTRX00011127	Accounts Payable	4001072685		Cintas #315	\$557.05
7/12/2017	342,284	RECVG00002253	Accounts Payable	RCT0000009828		Industrial Wire Rope Supply Co Inc	\$380.00
7/12/2017	342,308	PMTRX00011129	Accounts Payable	2261396		Ideal Supplies Inc	\$330.00
7/12/2017	342,309	PMTRX00011129	Accounts Payable	2261394		Ideal Supplies Inc	\$550.00
7/12/2017	342,712	PMTRX00011137	Accounts Payable	925241		Lowe's	\$11.68
7/13/2017	341,750	PMTRX00011114	Accounts Payable	237219		Crescent Springs Hardware	\$321.07
7/13/2017	341,832	PMTRX00011115	Accounts Payable	8024551		BestOne, Tire & Service of Mid America, Inc.	\$87.43
7/13/2017	341,833	PMTRX00011115	Accounts Payable	237244		Crescent Springs Hardware	\$5.99
7/13/2017	341,841	PMTRX00011115	Accounts Payable	MILEAGE 07/17		Kramer, Amy	\$80.25
7/13/2017	341,876	PMTRX00011117	Accounts Payable	237243		Crescent Springs Hardware	\$49.87
7/13/2017	341,894	PMTRX00011117	Accounts Payable	KYERL229203		Fastenal Company	\$33.73
7/13/2017	341,914	RECVG00002248	Accounts Payable	RCT0000009809		Hach Company	\$1,110.19
7/13/2017	341,917	RECVG00002248	Accounts Payable	RCT0000009812		Utility Sales Agency	\$1,101.10
7/13/2017	341,967	PMTRX00011121	Accounts Payable	71100846203	7/17	Duke Energy	\$9.38
7/13/2017	341,969	PMTRX00011121	Accounts Payable	54000843205	7/17	Duke Energy	\$19.48
7/13/2017	341,970	PMTRX00011121	Accounts Payable	43500863200	7/17	Duke Energy	\$1,804.97
7/13/2017	341,971	PMTRX00011121	Accounts Payable	30200530205	7/17	Duke Energy	\$7.73
7/13/2017	341,990	PMTRX00011121	Accounts Payable	1242912		USALCO	\$5,878.76
7/13/2017	342,030	PMTRX00011123	Accounts Payable	JLV8142		CDW Government Inc.	\$313.45
7/13/2017	342,305	PMTRX00011129	Accounts Payable	2261434		Ideal Supplies Inc	\$495.00
7/13/2017	342,306	PMTRX00011129	Accounts Payable	2261441		Ideal Supplies Inc	\$165.00
7/13/2017	342,307	PMTRX00011129	Accounts Payable	2261451		Ideal Supplies Inc	\$330.00
7/13/2017	342,317	PMTRX00011129	Accounts Payable	7/13/2017		No Ky Public Works Association	\$8.00
7/13/2017	342,534	PMTRX00011133	Accounts Payable	10538963		Hach Company	\$248.91
7/13/2017	342,535	PMTRX00011133	Accounts Payable	10538589		Hach Company	\$52.35
7/13/2017	342,569	PMTRX00011135	Accounts Payable	48709		Bray Truck & Parts	\$575.00
7/13/2017	342,570	PMTRX00011135	Accounts Payable	48708		Bray Truck & Parts	\$575.00
7/13/2017	342,746	PMTRX00011138	Accounts Payable	2261417		Ideal Supplies Inc	\$137.50

7/13/2017	342,747	PMTRX00011138	Accounts Payable	2261436	Ideal Supplies Inc		\$110.00
7/14/2017	341,759	PMCHK00006840	Accounts Payable	90802	A-1 Electric Motor Service	\$402.25	
7/14/2017	341,760	PMCHK00006840	Accounts Payable	90803	Arts Rental Equipment & Supply	\$3,287.00	
System:	HISTORICAL DETAILED T	10/5/2018	10:45:50 AM	Page:	User Date:	10/5/2018	User ID: skampsen
N Ky Water District							
7/14/2017	341,761	PMCHK00006840	Accounts Payable	90804	A & S Electric Supply, Inc.	\$59.06	
7/14/2017	341,762	PMCHK00006840	Accounts Payable	90805	Badger Meter, Inc	\$81.00	
7/14/2017	341,763	PMCHK00006840	Accounts Payable	90806	B C Engineering Co	\$1,169.00	
7/14/2017	341,764	PMCHK00006840	Accounts Payable	90807	BestOne, Tire & Service of Mid America, Inc.	\$146.65	
7/14/2017	341,765	PMCHK00006840	Accounts Payable	90808	Best Way Disposal	\$644.50	
7/14/2017	341,766	PMCHK00006840	Accounts Payable	90809	Blue Chip Express & Courier Service	\$200.00	
7/14/2017	341,767	PMCHK00006840	Accounts Payable	90810	Boone-Kenton Lumber Supply Co.	\$1,085.00	
7/14/2017	341,768	PMCHK00006840	Accounts Payable	90811	Bray Trucking Inc.	\$6,574.90	
7/14/2017	341,769	PMCHK00006840	Accounts Payable	90812	Burgess & Niple	\$1,926.61	
7/14/2017	341,770	PMCHK00006840	Accounts Payable	90813	Business Courier	\$100.00	
7/14/2017	341,771	PMCHK00006840	Accounts Payable	90814	Bushelman, Rita	\$36.65	
7/14/2017	341,772	PMCHK00006840	Accounts Payable	90815	CDW Government Inc.	\$1,597.23	
7/14/2017	341,773	PMCHK00006840	Accounts Payable	90816	Cincinnati Bell	\$9,567.76	
7/14/2017	341,774	PMCHK00006840	Accounts Payable	90817	Cintas #315	\$1,396.08	
7/14/2017	341,775	PMCHK00006840	Accounts Payable	90818	City of Edgewood	\$265.00	
7/14/2017	341,776	PMCHK00006840	Accounts Payable	90819	Crescent Springs Hardware	\$410.99	
7/14/2017	341,777	PMCHK00006840	Accounts Payable	90820	Crone's Auto Body Inc.	\$665.33	
7/14/2017	341,778	PMCHK00006840	Accounts Payable	90821	Donley Concrete Cutting	\$650.00	
7/14/2017	341,779	PMCHK00006840	Accounts Payable	90822	Doud, Beth	\$25.00	
7/14/2017	341,780	PMCHK00006840	Accounts Payable	90823	Dove Data Products, Inc.	\$398.00	
7/14/2017	341,781	PMCHK00006840	Accounts Payable	90824	Duke Energy	\$42,291.19	
7/14/2017	341,782	PMCHK00006840	Accounts Payable	90825	EDI, Inc.	\$3,000.00	
7/14/2017	341,783	PMCHK00006840	Accounts Payable	90826	Erlanger Post Office	\$314.00	
7/14/2017	341,784	PMCHK00006840	Accounts Payable	90827	Fastenal Company	\$19.02	
7/14/2017	341,785	PMCHK00006840	Accounts Payable	90828	Fedders Feed Co., J. H.	\$67.95	
7/14/2017	341,786	PMCHK00006840	Accounts Payable	90829	Fifth Third Bank-Visa	\$9,795.77	
7/14/2017	341,787	PMCHK00006840	Accounts Payable	90830	Florence Winwater Works	\$9,062.48	
7/14/2017	341,788	PMCHK00006840	Accounts Payable	90831	Flynn Metering Systems	\$542.89	
7/14/2017	341,789	PMCHK00006840	Accounts Payable	90832	Fortiline, Inc.	\$1,357.25	
7/14/2017	341,790	PMCHK00006840	Accounts Payable	90833	Graybar Electric Co Inc	\$326.21	
7/14/2017	341,791	PMCHK00006840	Accounts Payable	90834	Hall's Paving & Sealing, Inc.	\$1,833.60	
7/14/2017	341,792	PMCHK00006840	Accounts Payable	90835	Hamilton Wiping Cloth Co.	\$381.15	
7/14/2017	341,793	PMCHK00006840	Accounts Payable	90836	Harp, Mark	\$194.47	
7/14/2017	341,794	PMCHK00006840	Accounts Payable	90837	HD Supply Waterworks, Ltd	\$236.20	
7/14/2017	341,795	PMCHK00006840	Accounts Payable	90838	Ideal Supplies Inc	\$4,510.00	
7/14/2017	341,796	PMCHK00006840	Accounts Payable	90839	Jacks Glass Inc	\$124.95	
7/14/2017	341,797	PMCHK00006840	Accounts Payable	90840	Janell Inc.	\$17.92	
7/14/2017	341,798	PMCHK00006840	Accounts Payable	90841	Johnson Electric Supply Co., The	\$34.00	
7/14/2017	341,799	PMCHK00006840	Accounts Payable	90842	Kemira Water Solutions, Inc.	\$4,967.04	
7/14/2017	341,800	PMCHK00006840	Accounts Payable	90843	KOI Enterprises, Inc	\$210.96	
7/14/2017	341,801	PMCHK00006840	Accounts Payable	90844	Layne Christensen Company	\$1,600.00	
7/14/2017	341,802	PMCHK00006840	Accounts Payable	90845	Literature Fulfillment Services	\$18,716.23	
7/14/2017	341,803	PMCHK00006840	Accounts Payable	90846	Lowe's	\$303.91	
7/14/2017	341,804	PMCHK00006840	Accounts Payable	90847	Lykns Oil Company	\$1,899.35	
7/14/2017	341,805	PMCHK00006840	Accounts Payable	90848	Microsoft	\$200.51	
7/14/2017	341,806	PMCHK00006840	Accounts Payable	90849	Mobilcomm Inc.	\$963.00	
7/14/2017	341,807	PMCHK00006840	Accounts Payable	90850	Mosaic	\$7,266.58	
7/14/2017	341,808	PMCHK00006840	Accounts Payable	90851	Owen Electric Cooperative Inc	\$14,761.00	
7/14/2017	341,809	PMCHK00006840	Accounts Payable	90852	Res/Comm Security Systems Inc.	\$306.00	
7/14/2017	341,810	PMCHK00006840	Accounts Payable	90853	Richie Trucking	\$1,625.00	
7/14/2017	341,811	PMCHK00006840	Accounts Payable	90854	R & M Welding Products Inc	\$284.35	
7/14/2017	341,812	PMCHK00006840	Accounts Payable	90855	Rodney Miles Body Shop	\$3,500.00	
7/14/2017	341,813	PMCHK00006840	Accounts Payable	90856	RUMPKE	\$83.37	
7/14/2017	341,814	PMCHK00006840	Accounts Payable	90857	Sanitation District No. 1	\$37.80	
7/14/2017	341,815	PMCHK00006840	Accounts Payable	90858	Seiter Farms Inc.	\$125.00	
7/14/2017	341,816	PMCHK00006840	Accounts Payable	90859	Southern States	\$141.78	
7/14/2017	341,817	PMCHK00006840	Accounts Payable	90860	Sterling Materials, LLC	\$843.41	
7/14/2017	341,818	PMCHK00006840	Accounts Payable	90861	Sumerel Tire Co., Inc., Bob	\$503.01	
7/14/2017	341,820	PMCHK00006840	Accounts Payable	90863	Trane U.S., Inc.	\$4,000.80	

7/14/2017	341,821	PMCHK00006840	Accounts Payable	90864	United Way of Greater Cinti	\$1,397.79	
7/14/2017	341,822	PMCHK00006840	Accounts Payable	90865	Univar USA Inc.	\$18,727.62	
7/14/2017	341,823	PMCHK00006840	Accounts Payable	90866	Verizon Wireless	\$7,721.99	
7/14/2017	341,824	PMCHK00006840	Accounts Payable	90867	Vivial	\$620.15	
7/14/2017	341,825	PMCHK00006840	Accounts Payable	90868	Waste Resource Management Inc.	\$400.64	
7/14/2017	341,826	PMCHK00006840	Accounts Payable	90869	Wildman Corporate Apparel	\$74.00	
7/14/2017	341,827	PMCHK00006840	Accounts Payable	90870	Wright, Jennifer	\$176.82	
7/14/2017	341,829	PMTRX00011115	Accounts Payable	7/17/4199	AMTEC	\$1,200.00	
7/14/2017	341,842	PMTRX00011115	Accounts Payable	902724	Lowe's	\$79.80	
7/14/2017	341,874	PMTRX00011117	Accounts Payable	224519-3	Arts Rental Equipment & Supply	\$570.00	
7/14/2017	341,895	PMTRX00011117	Accounts Payable	KYERL229246	Fastenal Company	\$853.50	
7/14/2017	341,915	RECVG00002248	Accounts Payable	RCT0000009810	HD Supply Waterworks, Ltd	\$11,977.50	
7/14/2017	341,916	RECVG00002248	Accounts Payable	RCT0000009811	HD Supply Waterworks, Ltd	\$2,270.50	
7/14/2017	341,966	PMTRX00011121	Accounts Payable	8441	Dons Garage Inc	\$371.00	
7/14/2017	341,968	PMTRX00011121	Accounts Payable	4403644019 7/17	Duke Energy	\$9.58	
System:	HISTORICAL DETAILED T 10/5/2018		10:45:50 AM	Page:	104	User Date: 10/5/2018	User ID: skampsen
N Ky Water District							
7/14/2017	341,979	PMTRX00011121	Accounts Payable	2224746	Lykins Oil Company	\$712.62	
7/14/2017	341,982	PMTRX00011121	Accounts Payable	5121000 7/17	Owen Electric Cooperative Inc	\$62.43	
7/14/2017	341,983	PMTRX00011121	Accounts Payable	5121001	Owen Electric Cooperative Inc	\$37.21	
7/14/2017	342,008	PMTRX00011123	Accounts Payable	586919-002	Kentucky FluidAir	\$12.77	
7/14/2017	342,017	PMTRX00011123	Accounts Payable	INV4067071	Orr Safety Corporation	\$88.94	
7/14/2017	342,022	PMTRX00011123	Accounts Payable	721575	Silco Fire Protection Co	\$647.00	
7/14/2017	342,040	PMTRX00011123	Accounts Payable	115850401 7/17	Time Warner Cable	\$110.00	
7/14/2017	342,226	PMTRX00011127	Accounts Payable	4414090 7/17	Cincinnati Bell	\$407.74	
7/14/2017	342,232	PMTRX00011127	Accounts Payable	4410675 7/17	Cincinnati Bell	\$177.69	
7/14/2017	342,233	PMTRX00011127	Accounts Payable	4410896 7/17	Cincinnati Bell	\$61.54	
7/14/2017	342,234	PMTRX00011127	Accounts Payable	4419198 7/17	Cincinnati Bell	\$174.83	
7/14/2017	342,235	PMTRX00011127	Accounts Payable	4411893 7/17	Cincinnati Bell	\$220.05	
7/14/2017	342,236	PMTRX00011127	Accounts Payable	4410815 7/17	Cincinnati Bell	\$204.17	
7/14/2017	342,237	PMTRX00011127	Accounts Payable	4410482 7/17	Cincinnati Bell	\$564.01	
7/14/2017	342,238	PMTRX00011127	Accounts Payable	4411013 7/17	Cincinnati Bell	\$112.79	
7/14/2017	342,239	PMTRX00011127	Accounts Payable	4413118 7/17	Cincinnati Bell	\$66.10	
7/14/2017	342,240	PMTRX00011127	Accounts Payable	4413130 7/17	Cincinnati Bell	\$68.03	
7/14/2017	342,241	PMTRX00011127	Accounts Payable	4413805 7/17	Cincinnati Bell	\$112.79	
7/14/2017	342,242	PMTRX00011127	Accounts Payable	4419432 7/17	Cincinnati Bell	\$136.05	
7/14/2017	342,244	PMTRX00011127	Accounts Payable	4001090679	Cintas #315	\$56.30	
7/14/2017	342,245	PMTRX00011127	Accounts Payable	4001089418	Cintas #315	\$380.27	
7/14/2017	342,283	RECVG00002253	Accounts Payable	RCT0000009827	Fortilinc, Inc.	\$316.56	
7/14/2017	342,289	RECVG00002253	Accounts Payable	RCT0000009833	Viking Supply, Inc	\$3,431.90	
7/14/2017	342,426	RECVG00002255	Accounts Payable	RCT0000009840	Viking Supply, Inc	\$78.20	
7/14/2017	342,748	PMTRX00011138	Accounts Payable	2261469	Ideal Supplies Inc	\$220.00	
7/15/2017	342,552	PMTRX00011133	Accounts Payable	26170	Waste Resource Management Inc.	\$320.00	
7/15/2017	342,605	PMTRX00011136	Accounts Payable	9455009900000 7/17	Sanitation District No. 1	\$15.62	
7/15/2017	342,702	PMTRX00011137	Accounts Payable	HRP-0000114770	Human Resource Profile Inc	\$50.00	
7/16/2017	342,006	PMTRX00011123	Accounts Payable	350861411	Humana Dental Ins. Co.	\$1,027.50	
7/16/2017	342,038	PMTRX00011123	Accounts Payable	E020044ETC	Microsoft	\$14.72	
7/16/2017	342,228	PMTRX00011127	Accounts Payable	4410813 7/17	Cincinnati Bell	\$69.27	
7/16/2017	342,755	PMTRX00011138	Accounts Payable	IVC020001181092	Pridestaff Financial	\$1,360.00	
7/17/2017	341,875	PMTRX00011117	Accounts Payable	237322	Crescent Springs Hardware	\$5.42	
7/17/2017	341,898	PMTRX00011117	Accounts Payable	062516*2586	Gannett Fleming Companies, Inc.	\$2,817.50	
7/17/2017	341,913	RECVG00002248	Accounts Payable	RCT0000009808	Fortilinc, Inc.	\$3,055.87	
7/17/2017	341,957	PMTRX00011121	Accounts Payable	REFUND CREDIT 07/17	Century 21 Garner Prop	\$13.62	
7/17/2017	341,965	PMTRX00011121	Accounts Payable	TRAVEL 07/17	Matthew Dirheimer	\$34.51	
7/17/2017	341,989	PMTRX00011121	Accounts Payable	CI-753600	Univar USA Inc.	\$2,641.88	
7/17/2017	342,010	PMTRX00011123	Accounts Payable	927588	Lowe's	\$449.12	
7/17/2017	342,033	PMTRX00011123	Accounts Payable	CPA LICENSE 07/17	Kampsen, Stacey	\$103.50	
7/17/2017	342,034	PMTRX00011123	Accounts Payable	MILEAGE 05-07,2017	Kampsen, Stacey	\$36.33	
7/17/2017	342,035	PMTRX00011123	Accounts Payable	CPA MEMBER 07/17	Kampsen, Stacey	\$330.00	
7/17/2017	342,036	PMTRX00011123	Accounts Payable	CONT ED. 07/17	Kampsen, Stacey	\$526.00	
7/17/2017	342,039	PMTRX00011123	Accounts Payable	858156	Stoll Keenon Ogden PLLC	\$4,120.90	
7/17/2017	342,216	PMTRX00011127	Accounts Payable	31581-0717	ADS Environmental Services	\$750.00	
7/17/2017	342,258	PMTRX00011128	Accounts Payable	97600131200 7/17	Duke Energy	\$11.57	
7/17/2017	342,259	PMTRX00011128	Accounts Payable	9300832200 7/17	Duke Energy	\$21.57	

7/17/2017	342,260	PMTRX00011128	Accounts Payable	52800530202 7/17	Duke Energy		\$14.91		
7/17/2017	342,281	RECVG00002253	Accounts Payable	RCT0000009825	Arts Rental Equipment & Supply		\$813.75		
7/17/2017	342,286	RECVG00002253	Accounts Payable	RCT0000009830	Marine Solutions Inc.		\$7,950.00		
7/17/2017	342,411	PMTRX00011131	Accounts Payable	SRV018868	TrinSoft, LLC		\$140.00		
7/17/2017	342,549	PMTRX00011133	Accounts Payable	177461	Viking Supply, Inc		\$30.30		
7/17/2017	342,571	PMTRX00011135	Accounts Payable	48727	Bray Truck & Parts		\$269.95		
7/17/2017	342,594	PMTRX00011135	Accounts Payable	925834	Lowe's		\$14.98		
7/17/2017	342,606	PMTRX00011136	Accounts Payable	502929	Southeastern Equipment Co Inc		\$1,495.81		
7/17/2017	342,707	PMTRX00011137	Accounts Payable	927499	Lowe's		\$101.36		
7/17/2017	342,735	PMTRX00011138	Accounts Payable	2261527	Ideal Supplies Inc		\$630.00		
7/17/2017	342,736	PMTRX00011138	Accounts Payable	2261550	Ideal Supplies Inc		\$220.00		
7/17/2017	342,737	PMTRX00011138	Accounts Payable	2261549	Ideal Supplies Inc		\$165.00		
7/18/2017	341,863	PMTRX00011116	Accounts Payable	072117DEFCOMP	Kentucky State Treasurer		\$5,590.84		
7/18/2017	341,864	PMTRX00011116	Accounts Payable	072117DEFLOANS	Kentucky State Treasurer		\$104.11		
7/18/2017	341,865	PMCHK00006841	Accounts Payable	90871	Kentucky State Treasurer	\$5,694.95			
7/18/2017	342,011	PMTRX00011123	Accounts Payable	382435	Minuteman/Design Press		\$457.00		
7/18/2017	342,037	PMTRX00011123	Accounts Payable	2172620	Lykins Oil Company		\$760.98		
7/18/2017	342,215	PMTRX00011127	Accounts Payable	6008-1	4 Seasons Grounds Management		\$176.50		
7/18/2017	342,250	PMTRX00011128	Accounts Payable	37103690014 7/17	Duke Energy		\$10.73		
7/18/2017	342,425	RECVG00002255	Accounts Payable	RCT0000009839	Viking Supply, Inc		\$1,175.00		
7/18/2017	342,678	PMTRX00011137	Accounts Payable	IN0524649	Black Box Corp of Pennsylvania		\$245.38		
7/18/2017	342,705	PMTRX00011137	Accounts Payable	925943	Lowe's		\$21.83		
7/18/2017	342,738	PMTRX00011138	Accounts Payable	2261605	Ideal Supplies Inc		\$183.75		
7/18/2017	342,831	PMTRX00011140	Accounts Payable	21789	Mark's Garage		\$1,261.16		
7/19/2017	342,227	PMTRX00011127	Accounts Payable	5789898 7/17	Cincinnati Bell		\$1,749.49		
7/19/2017	342,229	PMTRX00011127	Accounts Payable	5788795 7/17	Cincinnati Bell		\$136.53		
7/19/2017	342,230	PMTRX00011127	Accounts Payable	3413035 7/17	Cincinnati Bell		\$169.61		
System:	HISTORICAL DETAILED T 10/5/2018		10:45:50 AM	Page:	105	User Date:	10/5/2018	User ID:	skampsen
N Ky Water District									
7/19/2017	342,231	PMTRX00011127	Accounts Payable	2830886 7/17	Cincinnati Bell		\$68.16		
7/19/2017	342,251	PMTRX00011128	Accounts Payable	55002055014 7/17	Duke Energy		\$2,093.53		
7/19/2017	342,252	PMTRX00011128	Accounts Payable	13300564210 7/17	Duke Energy		\$7.96		
7/19/2017	342,253	PMTRX00011128	Accounts Payable	30800678010 7/17	Duke Energy		\$25,640.57		
7/19/2017	342,256	PMTRX00011128	Accounts Payable	76203669018 7/17	Duke Energy		\$56.46		
7/19/2017	342,257	PMTRX00011128	Accounts Payable	98003659011 7/17	Duke Energy		\$991.47		
7/19/2017	342,262	PMTRX00011128	Accounts Payable	836393	Environmental Resource Assoc		\$136.68		
7/19/2017	342,382	PMTRX00011131	Accounts Payable	01-071917	Bluegrass Paving		\$29,077.31		
7/19/2017	342,385	PMTRX00011131	Accounts Payable	JND6441	CDW Government Inc.		\$266.02		
7/19/2017	342,391	PMTRX00011131	Accounts Payable	9800343205 7/17	Duke Energy		\$975.17		
7/19/2017	342,392	PMTRX00011131	Accounts Payable	74300342209 7/17	Duke Energy		\$111.96		
7/19/2017	342,393	PMTRX00011131	Accounts Payable	5-870-33395	Federal Express		\$48.59		
7/19/2017	342,401	PMTRX00011131	Accounts Payable	18468	Rodney Miles Body Shop		\$219.62		
7/19/2017	342,423	RECVG00002255	Accounts Payable	RCT0000009837	HD Supply Waterworks, Ltd		\$6,530.00		
7/19/2017	342,679	PMTRX00011137	Accounts Payable	IN0524999	Black Box Corp of Pennsylvania		\$299.93		
7/19/2017	342,708	PMTRX00011137	Accounts Payable	927949	Lowe's		\$11.55		
7/19/2017	342,723	PMTRX00011138	Accounts Payable	P461378378 07/17	Cincinnati Bell		\$647.78		
7/19/2017	342,739	PMTRX00011138	Accounts Payable	2261628	Ideal Supplies Inc		\$405.00		
7/19/2017	342,740	PMTRX00011138	Accounts Payable	2261648	Ideal Supplies Inc		\$580.00		
7/19/2017	342,741	PMTRX00011138	Accounts Payable	2261649	Ideal Supplies Inc		\$275.00		
7/19/2017	342,742	PMTRX00011138	Accounts Payable	2261650	Ideal Supplies Inc		\$440.00		
7/20/2017	342,041	PMTRX00011123	Accounts Payable	TRAVEL EXPENSE 6/17	Wagner, Douglas		\$613.45		
7/20/2017	342,042	PMTRX00011123	Accounts Payable	INV4051698	Orr Safety Corporation		\$214.28		
7/20/2017	342,044	PMCHK00006846	Accounts Payable	90872	Abraxis, LLC	\$1,205.00			
7/20/2017	342,045	PMCHK00006846	Accounts Payable	90873	AccuStandard, Inc.	\$882.11			
7/20/2017	342,046	PMCHK00006846	Accounts Payable	90874	AMTEC	\$1,200.00			
7/20/2017	342,047	PMCHK00006846	Accounts Payable	90875	Analytical Services Inc	\$532.00			
7/20/2017	342,048	PMCHK00006846	Accounts Payable	90876	Appraisal Company The	\$900.00			
7/20/2017	342,049	PMCHK00006846	Accounts Payable	90877	Arts Rental Equipment & Supply	\$570.00			
7/20/2017	342,050	PMCHK00006846	Accounts Payable	90878	Badger Daylighting Corp.	\$995.00			
7/20/2017	342,051	PMCHK00006846	Accounts Payable	90879	BestOne, Tire & Service of Mid America, Inc.	\$87.43			
7/20/2017	342,052	PMCHK00006846	Accounts Payable	90880	Biederman Co., Inc., R.P.	\$81.00			
7/20/2017	342,053	PMCHK00006846	Accounts Payable	90881	CDW Government Inc.	\$1,024.96			
7/20/2017	342,054	PMCHK00006846	Accounts Payable	90882	Century 21 Garner Prop	\$13.62			
7/20/2017	342,055	PMCHK00006846	Accounts Payable	90883	CE Power Solutions, LLC	\$28,865.00			

7/20/2017	342,056	PMCHK00006846	Accounts Payable	90884	Cincinnati Bell	\$900.62		
7/20/2017	342,057	PMCHK00006846	Accounts Payable	90885	Cincinnati State College	\$598.00		
7/20/2017	342,058	PMCHK00006846	Accounts Payable	90886	Combined Public Comm.	\$782.33		
7/20/2017	342,059	PMCHK00006846	Accounts Payable	90887	Crescent Springs Hardware	\$61.28		
7/20/2017	342,060	PMCHK00006846	Accounts Payable	90888	Matthew Dirheimer	\$34.51		
7/20/2017	342,061	PMCHK00006846	Accounts Payable	90889	Dons Garage Inc	\$371.00		
7/20/2017	342,062	PMCHK00006846	Accounts Payable	90890	Duke Energy	\$82,619.24		
7/20/2017	342,063	PMCHK00006846	Accounts Payable	90891	Fastenal Company	\$887.23		
7/20/2017	342,064	PMCHK00006846	Accounts Payable	90892	Fisher Scientific	\$289.86		
7/20/2017	342,065	PMCHK00006846	Accounts Payable	90893	Florence Winwater Works	\$5,673.60		
7/20/2017	342,066	PMCHK00006846	Accounts Payable	90894	Flynn Metering Systems	\$399.74		
7/20/2017	342,067	PMCHK00006846	Accounts Payable	90895	Fortiline, Inc.	\$3,471.87		
7/20/2017	342,068	PMCHK00006846	Accounts Payable	90896	Gannett Fleming Companies, Inc.	\$2,817.50		
7/20/2017	342,069	PMCHK00006846	Accounts Payable	90897	Grainger	\$248.88		
7/20/2017	342,070	PMCHK00006846	Accounts Payable	90898	Hach Company	\$2,173.19		
7/20/2017	342,071	PMCHK00006846	Accounts Payable	90899	Hall's Paving & Sealing, Inc.	\$3,481.65		
7/20/2017	342,072	PMCHK00006846	Accounts Payable	90900	HD Supply Waterworks, Ltd	\$14,248.00		
7/20/2017	342,073	PMCHK00006846	Accounts Payable	90901	Hughes, PSC., John N.	\$11,550.00		
7/20/2017	342,074	PMCHK00006846	Accounts Payable	90902	Human Resource Profile Inc	\$45.00		
7/20/2017	342,075	PMCHK00006846	Accounts Payable	90903	Humana Dental Ins. Co.	\$1,027.50		
7/20/2017	342,076	PMCHK00006846	Accounts Payable	90904	Janell Inc.	\$215.70		
7/20/2017	342,077	PMCHK00006846	Accounts Payable	90905	Johnson Electric Supply Co., The	\$160.98		
7/20/2017	342,078	PMCHK00006846	Accounts Payable	90906	Kampsen, Stacey	\$995.83		
7/20/2017	342,079	PMCHK00006846	Accounts Payable	90907	Kemper Inc Richard G	\$128.88		
7/20/2017	342,080	PMCHK00006846	Accounts Payable	90908	Kemira Water Solutions, Inc.	\$10,333.61		
7/20/2017	342,081	PMCHK00006846	Accounts Payable	90909	KOI Enterprises, Inc	\$35.41		
7/20/2017	342,082	PMCHK00006846	Accounts Payable	90910	Kentucky FluidAir	\$15.89		
7/20/2017	342,083	PMCHK00006846	Accounts Payable	90911	Klingenberg's - Covington	\$35.49		
7/20/2017	342,084	PMCHK00006846	Accounts Payable	90912	Kramer, Amy	\$80.25		
7/20/2017	342,085	PMCHK00006846	Accounts Payable	90913	Lawn Systems, Inc.	\$11,998.00		
7/20/2017	342,086	PMCHK00006846	Accounts Payable	90914	Len Riegler Blacktop, Inc.	\$7,646.10		
7/20/2017	342,087	PMCHK00006846	Accounts Payable	90915	Lincoln National Life Insurance Co.	\$5,640.94		
7/20/2017	342,088	PMCHK00006846	Accounts Payable	90916	Lowe's	\$824.81		
7/20/2017	342,089	PMCHK00006846	Accounts Payable	90917	Lykins Oil Company	\$1,473.60		
7/20/2017	342,090	PMCHK00006846	Accounts Payable	90918	Mark's Garage	\$804.72		
7/20/2017	342,091	PMCHK00006846	Accounts Payable	90919	Matheson Tri-Gas, Inc.	\$189.75		
7/20/2017	342,092	PMCHK00006846	Accounts Payable	90920	Microsoft	\$14.72		
7/20/2017	342,093	PMCHK00006846	Accounts Payable	90921	Mills Fence Co., Inc.	\$1,485.00		
7/20/2017	342,094	PMCHK00006846	Accounts Payable	90922	Minuteman/Design Press	\$457.00		
System:	HISTORICAL DETAILED T 10/5/2018		10:45:50 AM	106	User Date:	10/5/2018	User ID:	skampsen
N Ky Water District								
7/20/2017	342,095	PMCHK00006846	Accounts Payable	90923	Mine Safety Appliances Co. LLC	\$463.82		
7/20/2017	342,096	PMCHK00006846	Accounts Payable	90924	Mobilcomm Inc.	\$506.63		
7/20/2017	342,097	PMCHK00006846	Accounts Payable	90925	Morris, Jessica	\$169.10		
7/20/2017	342,098	PMCHK00006846	Accounts Payable	90926	Mower Express, Inc.	\$35.92		
7/20/2017	342,099	PMCHK00006846	Accounts Payable	90927	Ohio Valley Gasket	\$1,471.66		
7/20/2017	342,100	PMCHK00006846	Accounts Payable	90928	Orr Safety Corporation	\$1,379.69		
7/20/2017	342,101	PMCHK00006846	Accounts Payable	90929	Owen Electric Cooperative Inc	\$99.64		
7/20/2017	342,102	PMCHK00006846	Accounts Payable	90930	Phenova	\$1,809.75		
7/20/2017	342,103	PMCHK00006846	Accounts Payable	90931	Pridestaff Financial	\$2,448.00		
7/20/2017	342,104	PMCHK00006846	Accounts Payable	90932	Randy's Rugged Wear	\$2,089.93		
7/20/2017	342,105	PMCHK00006846	Accounts Payable	90933	Raynmaster Lawn Sprinklers	\$84.00		
7/20/2017	342,106	PMCHK00006846	Accounts Payable	90934	RNK Environmental Inc	\$303.00		
7/20/2017	342,107	PMCHK00006846	Accounts Payable	90935	Sanitation District No. 1	\$302.03		
7/20/2017	342,108	PMCHK00006846	Accounts Payable	90936	Sigma-Aldrich Inc	\$146.56		
7/20/2017	342,109	PMCHK00006846	Accounts Payable	90937	Silco Fire Protection Co	\$647.00		
7/20/2017	342,110	PMCHK00006846	Accounts Payable	90938	Specialized Plumbing Parts Supply	\$33.97		
7/20/2017	342,111	PMCHK00006846	Accounts Payable	90939	Staffmark	\$756.00		
7/20/2017	342,112	PMCHK00006846	Accounts Payable	90940	St. Elizabeth Business Health	\$831.00		
7/20/2017	342,113	PMCHK00006846	Accounts Payable	90941	St. Elizabeth Medical Center	\$962.50		
7/20/2017	342,114	PMCHK00006846	Accounts Payable	90942	Sterling Materials, LLC	\$14,970.07		
7/20/2017	342,115	PMCHK00006846	Accounts Payable	90943	Stoll Keenon Ogden PLLC	\$4,120.90		
7/20/2017	342,116	PMCHK00006846	Accounts Payable	90944	Supply Post Business Products	\$63.90		
7/20/2017	342,117	PMCHK00006846	Accounts Payable	90945	Time Warner Cable	\$110.00		

7/20/2017	342,118	PMCHK00006846	Accounts Payable	90946	Trauth Homes Inc	\$750.00			
7/20/2017	342,119	PMCHK00006846	Accounts Payable	90947	Ultra Scientific Analytical Solutions	\$555.76			
7/20/2017	342,120	PMCHK00006846	Accounts Payable	90948	Univar USA Inc.	\$2,641.78			
7/20/2017	342,121	PMCHK00006846	Accounts Payable	90949	United Rentals	\$538.50			
7/20/2017	342,122	PMCHK00006846	Accounts Payable	90950	United Healthcare Insurance	\$261,239.20			
7/20/2017	342,123	PMCHK00006846	Accounts Payable	90951	United Window Cleaning Co., Inc.	\$40.00			
7/20/2017	342,124	PMCHK00006846	Accounts Payable	90952	USALCO	\$12,166.12			
7/20/2017	342,125	PMCHK00006846	Accounts Payable	90953	US Bank Equipment Finance	\$1,076.70			
7/20/2017	342,126	PMCHK00006846	Accounts Payable	90954	Utility Sales Agency	\$1,101.10			
7/20/2017	342,127	PMCHK00006846	Accounts Payable	90955	Vertical Systems Elevator	\$256.79			
7/20/2017	342,128	PMCHK00006846	Accounts Payable	90956	Wagner, Douglas	\$613.45			
7/20/2017	342,129	PMCHK00006846	Accounts Payable	90957	Wessel Lawncare & Landscaping	\$2,543.36			
7/20/2017	342,130	PMCHK00006846	Accounts Payable	90958	Wildner Winnelson	\$35.34			
7/20/2017	342,131	PMCHK00006846	Accounts Payable	90959	Wildman Corporate Apparel	\$69.54			
7/20/2017	342,218	PMTRX00011127	Accounts Payable	227539-4	Arts Rental Equipment & Supply		\$162.60		
7/20/2017	342,248	PMTRX00011127	Accounts Payable	237429	Crescent Springs Hardware		\$10.99		
7/20/2017	342,254	PMTRX00011128	Accounts Payable	92203548011 7/17	Duke Energy		\$30.20		
7/20/2017	342,255	PMTRX00011128	Accounts Payable	16503714012 7/17	Duke Energy		\$7.73		
7/20/2017	342,265	PMTRX00011128	Accounts Payable	4008573	Fisher Scientific		\$1,134.46		
7/20/2017	342,266	PMTRX00011128	Accounts Payable	405097	Florence Hardware & Industrial Supply		\$95.98		
7/20/2017	342,388	PMTRX00011131	Accounts Payable	896115 7/17	Cincinnati Bell Any Distance		\$126.77		
7/20/2017	342,399	PMTRX00011131	Accounts Payable	NKWSDBL1570164 8-17	Lincoln National Life Insurance Co.		\$857.45		
7/20/2017	342,526	PMTRX00011133	Accounts Payable	814	Battery Neighbor LLC		\$255.60		
7/20/2017	342,587	PMTRX00011135	Accounts Payable	63300	EST Analytical		\$298.30		
7/20/2017	342,588	PMTRX00011135	Accounts Payable	413916	Hall's Paving & Sealing, Inc.		\$2,710.40		
7/20/2017	342,595	PMTRX00011136	Accounts Payable	2230190	Lykins Oil Company		\$5,663.98		
7/20/2017	342,743	PMTRX00011138	Accounts Payable	2261681	Ideal Supplies Inc		\$240.00		
7/20/2017	342,744	PMTRX00011138	Accounts Payable	2261684	Ideal Supplies Inc		\$220.00		
7/21/2017	342,132	PMTRX00011124	Accounts Payable	UNIFORMS 07/17	Bowling, Derek		\$119.52		
7/21/2017	342,133	PMCHK00006847	Accounts Payable	90960	Bowling, Derek	\$119.52			
7/21/2017	342,134	PMTRX00011125	Accounts Payable	TRAVEL 07/17	Murphy, Brad		\$476.13		
7/21/2017	342,135	PMCHK00006848	Accounts Payable	90961	Murphy, Brad	\$476.13			
7/21/2017	342,319	PMTRX00011129	Accounts Payable	5121004 7/17	Owen Electric Cooperative Inc		\$33.65		
7/21/2017	342,324	PMTRX00011129	Accounts Payable	12458	Sanitation District No. 1		\$4,858.72		
7/21/2017	342,395	PMTRX00011131	Accounts Payable	2261706	Ideal Supplies Inc		\$125.00		
7/21/2017	342,396	PMTRX00011131	Accounts Payable	2261703	Ideal Supplies Inc		\$247.50		
7/21/2017	342,397	PMTRX00011131	Accounts Payable	2261701	Ideal Supplies Inc		\$990.00		
7/21/2017	342,412	PMTRX00011131	Accounts Payable	CI-754153	Univar USA Inc.		\$5,280.00		
7/21/2017	342,421	RECVG00002255	Accounts Payable	RCT0000009835	Data Strategy		\$1,950.40		
7/21/2017	342,424	RECVG00002255	Accounts Payable	RCT0000009838	HD Supply Waterworks, Ltd		\$13,759.58		
7/21/2017	342,531	PMTRX00011133	Accounts Payable	4130161	Fisher Scientific		\$625.65		
7/21/2017	342,533	PMTRX00011133	Accounts Payable	9506470534	Grainger		\$48.83		
7/21/2017	342,536	PMTRX00011133	Accounts Payable	169413-001	Kaman Fluid Power		\$74.96		
7/21/2017	342,540	PMTRX00011133	Accounts Payable	942757	Lowe's		\$202.51		
7/21/2017	342,547	PMTRX00011133	Accounts Payable	318616	USA Bluebook		\$229.34		
7/21/2017	342,567	PMTRX00011135	Accounts Payable	8024517	BestOne, Tire & Service of Mid America, Inc.		\$337.50		
7/21/2017	342,580	PMTRX00011135	Accounts Payable	8506	Dons Garage Inc		\$3,958.24		
7/21/2017	342,586	PMTRX00011135	Accounts Payable	20233545	Environmental Laboratories, Inc.		\$65.00		
7/21/2017	342,590	PMTRX00011135	Accounts Payable	902456	Harper Oil Products Inc		\$406.13		
7/21/2017	342,614	PMTRX00011136	Accounts Payable	366562	Wylar, Jeff		\$7.16		
7/21/2017	342,686	PMTRX00011137	Accounts Payable	4001135966	Cintas #315		\$680.08		
System:	HISTORICAL DETAILED T 10/5/2018		10:45:50 AM	Page:	107	User Date:	10/5/2018	User ID:	skampsen
N Ky Water District									
7/21/2017	342,697	PMTRX00011137	Accounts Payable	113237	Geotechnology Inc.		\$400.00		
7/21/2017	342,796	RECVG00002258	Accounts Payable	RCT0000009851	IDEXX Distribution, Inc.		\$3,499.37		
7/21/2017	342,803	PMTRX00011140	Accounts Payable	KYHEB64989	Fastenal Company		\$280.77		
7/21/2017	342,814	PMTRX00011140	Accounts Payable	8024866	BestOne, Tire & Service of Mid America, Inc.		\$1,133.46		
7/21/2017	342,824	PMTRX00011140	Accounts Payable	1118251	Jacks Glass Inc		\$196.73		
7/22/2017	342,398	PMTRX00011131	Accounts Payable	11608	Lambert Brothers LLC		\$525.50		
7/22/2017	342,550	PMTRX00011133	Accounts Payable	26193	Waste Resource Management Inc.		\$430.72		
7/22/2017	342,551	PMTRX00011133	Accounts Payable	26194	Waste Resource Management Inc.		\$2,554.24		
7/22/2017	342,572	PMTRX00011135	Accounts Payable	5810345 7/17	Cincinnati Bell		\$66.31		
7/22/2017	342,573	PMTRX00011135	Accounts Payable	2923619 7/17	Cincinnati Bell		\$121.33		
7/22/2017	342,759	PMTRX00011138	Accounts Payable	3346890401	Staples Advantage		\$93.80		

7/22/2017	342,836	PMTRX00011140	Accounts Payable	3346891252	Staples Advantage	\$77.15
7/22/2017	342,837	PMTRX00011140	Accounts Payable	3346891253	Staples Advantage	\$620.88
7/23/2017	342,544	PMTRX00011133	Accounts Payable	542355694	Sigma-Aldrich Inc	\$586.25
7/23/2017	342,602	PMTRX00011136	Accounts Payable	2036046701002 7/17	Sanitation District No. 1	\$1,861.27
7/23/2017	342,603	PMTRX00011136	Accounts Payable	2033023400004 7/17	Sanitation District No. 1	\$49.90
7/23/2017	342,604	PMTRX00011136	Accounts Payable	2036046700003 7/17	Sanitation District No. 1	\$527.14
7/23/2017	342,754	PMTRX00011138	Accounts Payable	IVC020001183521	Pridestaff Financial	\$1,360.00
7/23/2017	342,762	PMTRX00011138	Accounts Payable	9789764254	Verizon Wireless	\$150.10
7/24/2017	342,140	PMTRX00011126	Accounts Payable	072817DEFCOMP	Kentucky State Treasurer	\$5,480.84
7/24/2017	342,141	PMTRX00011126	Accounts Payable	072817DEFLOANS	Kentucky State Treasurer	\$104.11
7/24/2017	342,142	PMCHK00006849	Accounts Payable	90962	Kentucky State Treasurer	\$5,584.95
7/24/2017	342,217	PMTRX00011127	Accounts Payable	FIRE HYDRANT 1817	Arc American	\$173.80
7/24/2017	342,220	PMTRX00011127	Accounts Payable	FIRE HYDRANT 1824	Bergeson, Cole	\$195.99
7/24/2017	342,263	PMTRX00011128	Accounts Payable	FIRE HYDRANT 1819	Evans Landscaping	\$345.86
7/24/2017	342,268	PMTRX00011128	Accounts Payable	FIRE HYDRANT 1832	Geiger, Patrick	\$110.39
7/24/2017	342,303	PMTRX00011129	Accounts Payable	413917	Hall's Paving & Sealing, Inc.	\$1,674.85
7/24/2017	342,313	PMTRX00011129	Accounts Payable	FIRE HYDRANT 1823	Lang, Tim	\$397.90
7/24/2017	342,322	PMTRX00011129	Accounts Payable	FIRE HYDRANT 1818	Len Riegler Blacktop, Inc.	\$347.18
7/24/2017	342,323	PMTRX00011129	Accounts Payable	FIRE HYDRANT 1831	Robinson Pipe Cleaning Co.	\$15.44
7/24/2017	342,327	PMTRX00011129	Accounts Payable	FIRE HYDRANT 1822	Sizemore, Scott	\$47.74
7/24/2017	342,329	PMTRX00011129	Accounts Payable	FIRE HYDRANT 1825	Smith Katherine	\$118.74
7/24/2017	342,330	PMTRX00011129	Accounts Payable	FIRE HYDRANT 1830	Smith Kendra	\$131.27
7/24/2017	342,331	PMTRX00011129	Accounts Payable	FIRE HYDRANT 1821	SP Construction	\$12.03
7/24/2017	342,386	PMTRX00011131	Accounts Payable	JNX3705	CDW Government Inc.	\$334.14
7/24/2017	342,400	PMTRX00011131	Accounts Payable	927961	Lowe's	\$284.05
7/24/2017	342,405	PMTRX00011131	Accounts Payable	FIRE HYDRANT 1827	SWS Environmental	\$130.00
7/24/2017	342,406	PMTRX00011131	Accounts Payable	FIRE HYDRANT 1829	Table Rock Construction	\$190.00
7/24/2017	342,407	PMTRX00011131	Accounts Payable	FIRE HYDRANT 1820	Tele-Vac Environmental	\$362.77
7/24/2017	342,530	PMTRX00011133	Accounts Payable	4228631	Fisher Scientific	\$722.13
7/24/2017	342,548	PMTRX00011133	Accounts Payable	1243845	USALCO	\$5,748.96
7/24/2017	342,557	PMTRX00011135	Accounts Payable	3010	Advanced Underground Inc.	\$1,400.00
7/24/2017	342,581	PMTRX00011135	Accounts Payable	55600815015 7/17	Duke Energy	\$24,804.73
7/24/2017	342,582	PMTRX00011135	Accounts Payable	30903811010 7/17	Duke Energy	\$374.38
7/24/2017	342,596	PMTRX00011136	Accounts Payable	2231834	Lykins Oil Company	\$834.30
7/24/2017	342,610	PMTRX00011136	Accounts Payable	KK274745	Truck and Trailer Supply	\$72.94
7/24/2017	342,613	PMTRX00011136	Accounts Payable	356430 00	Wilder Winnelson	\$28.91
7/24/2017	342,706	PMTRX00011137	Accounts Payable	927098	Lowe's	\$64.40
7/24/2017	342,709	PMTRX00011137	Accounts Payable	952599	Lowe's	\$9.50
7/24/2017	342,745	PMTRX00011138	Accounts Payable	2261750	Ideal Supplies Inc	\$135.00
7/24/2017	342,795	RECVG00002258	Accounts Payable	RCT0000009850	Calorplast USA	\$1,943.45
7/25/2017	342,219	PMTRX00011127	Accounts Payable	REFUND CREDIT 07/17	Beach, Mark	\$29.95
7/25/2017	342,221	PMTRX00011127	Accounts Payable	REFUND CREDIT 07/17	Brantley, Tatesha	\$17.52
7/25/2017	342,222	PMTRX00011127	Accounts Payable	REFUND CREDIT 07/17	Burge, Jachole	\$33.73
7/25/2017	342,223	PMTRX00011127	Accounts Payable	REFUND CREDIT 07/17	Cain, Brendan	\$19.47
7/25/2017	342,224	PMTRX00011127	Accounts Payable	REFUND CREDIT 07/17	Carlotta, Italia	\$15.21
7/25/2017	342,225	PMTRX00011127	Accounts Payable	REFUND CREDIT 07/17	Cheek, Jason	\$60.90
7/25/2017	342,261	PMTRX00011128	Accounts Payable	REFUND CREDIT 07/17	Eilerman, Kim	\$39.18
7/25/2017	342,264	PMTRX00011128	Accounts Payable	REFUND CREDIT 07/17	Farris, Carole	\$93.41
7/25/2017	342,267	PMTRX00011128	Accounts Payable	REFUND CREDIT 07/17	Frommeyer, David	\$48.20
7/25/2017	342,269	PMTRX00011128	Accounts Payable	REFUND CREDIT 07/17	Ghantous, Brenda	\$72.72
7/25/2017	342,270	PMTRX00011128	Accounts Payable	REFUND CREDIT 07/17	Groneck, Chris	\$102.26
7/25/2017	342,304	PMTRX00011129	Accounts Payable	REFUND CREDIT 07/17	Hissong, Michael	\$66.79
7/25/2017	342,311	PMTRX00011129	Accounts Payable	REFUND CREDIT 07/17	Jenkins, Jas	\$86.95
7/25/2017	342,312	PMTRX00011129	Accounts Payable	REFUND CREDIT 07/17	Kaeff, Kayla	\$2.15
7/25/2017	342,314	PMTRX00011129	Accounts Payable	REFUND CREDIT 07/17	Lee, Paulette	\$211.65
7/25/2017	342,315	PMTRX00011129	Accounts Payable	REFUND CREDIT 07/17	McCarthy, Elizabeth	\$80.30
7/25/2017	342,316	PMTRX00011129	Accounts Payable	REFUND CREDIT 07/17	Nieswender, Phyllis	\$126.00
7/25/2017	342,318	PMTRX00011129	Accounts Payable	REFUND CREDIT 07/17	Nussbaum, Daniel	\$96.79
7/25/2017	342,320	PMTRX00011129	Accounts Payable	REFUND CREDIT 07/17	Pease, Emma	\$63.91
7/25/2017	342,321	PMTRX00011129	Accounts Payable	REFUND CREDIT 07/17	Renchen, Ruby	\$47.18
7/25/2017	342,325	PMTRX00011129	Accounts Payable	REFUND CREDIT 07/17	Settle, Gayle	\$20.23
7/25/2017	342,326	PMTRX00011129	Accounts Payable	REFUND CREDIT 07/17	Simmons, Jeremy	\$38.73
7/25/2017	342,328	PMTRX00011129	Accounts Payable	REFUND CREDIT 07/17	Smith, Art	\$42.70



N Ky Water District

7/25/2017	342,381	PMTRX00011131	Accounts Payable	229140-4	Arts Rental Equipment & Supply	\$62.00
7/25/2017	342,402	PMTRX00011131	Accounts Payable	REFUND CREDIT 07/17	Spicer, Sarah	\$125.42
7/25/2017	342,408	PMTRX00011131	Accounts Payable	REFUND CREDIT 07/17	Timmers, Thomas	\$31.53
7/25/2017	342,414	PMTRX00011131	Accounts Payable	REFUND CREDIT 07/17	Wiehe, Kevin	\$2.57
7/25/2017	342,415	PMTRX00011131	Accounts Payable	REFUND CREDIT 07/17	Wildhaber, Jason	\$53.22
7/25/2017	342,537	PMTRX00011133	Accounts Payable	9017553782	Kemira Water Solutions, Inc.	\$5,155.44
7/25/2017	342,538	PMTRX00011133	Accounts Payable	17-3124	Len Riegler Blacktop, Inc.	\$24,156.00
7/25/2017	342,546	PMTRX00011133	Accounts Payable	CI-754446	Univar USA Inc.	\$6,888.81
7/25/2017	342,558	PMTRX00011135	Accounts Payable	650841	A & S Electric Supply, Inc.	\$31.50
7/25/2017	342,568	PMTRX00011135	Accounts Payable	X03382	Bobcat Enterprises, Inc.	\$446.93
7/25/2017	342,574	PMTRX00011135	Accounts Payable	7811600 7/17	Cincinnati Bell	\$334.96
7/25/2017	342,575	PMTRX00011135	Accounts Payable	7810420 7/17	Cincinnati Bell	\$68.29
7/25/2017	342,576	PMTRX00011135	Accounts Payable	7811203 7/17	Cincinnati Bell	\$189.38
7/25/2017	342,577	PMTRX00011135	Accounts Payable	1007823 7/17	Cincinnati Bell	\$241.35
7/25/2017	342,578	PMTRX00011135	Accounts Payable	4410536 7/17	Cincinnati Bell	\$246.08
7/25/2017	342,584	PMTRX00011135	Accounts Payable	28203690012 7/17	Duke Energy	\$15.16
7/25/2017	342,592	PMTRX00011135	Accounts Payable	733-089575	KOI Enterprises, Inc	\$106.74
7/25/2017	342,608	PMTRX00011136	Accounts Payable	140175801 7/17	Time Warner Cable	\$244.11
7/25/2017	342,677	PMTRX00011137	Accounts Payable	139557	A-1 Electric Motor Service	\$142.08
7/25/2017	342,683	PMTRX00011137	Accounts Payable	7817668 7/17	Cincinnati Bell	\$12.74
7/25/2017	342,691	PMTRX00011137	Accounts Payable	80000694200 7/17	Duke Energy	\$592.30
7/25/2017	342,726	PMTRX00011138	Accounts Payable	2261787	Ideal Supplies Inc	\$165.00
7/25/2017	342,728	PMTRX00011138	Accounts Payable	2261820	Ideal Supplies Inc	\$220.00
7/25/2017	342,729	PMTRX00011138	Accounts Payable	2261821	Ideal Supplies Inc	\$192.50
7/25/2017	342,730	PMTRX00011138	Accounts Payable	2261825	Ideal Supplies Inc	\$840.00
7/25/2017	342,731	PMTRX00011138	Accounts Payable	2261776	Ideal Supplies Inc	\$110.00
7/25/2017	342,794	RECVG00002258	Accounts Payable	RCT0000009849	BL Anderson Co. Inc.	\$3,089.05
7/25/2017	342,797	RECVG00002258	Accounts Payable	RCT0000009852	Buckeye Power Sales Co., Inc	\$1,175.19
7/26/2017	342,409	PMTRX00011131	Accounts Payable	CONFERENCE 07/17	Tischner, Mark	\$44.52
7/26/2017	342,528	PMTRX00011133	Accounts Payable	KYERL229620	Fastenal Company	\$21.59
7/26/2017	342,542	PMTRX00011133	Accounts Payable	2329133	RUMPKE	\$554.16
7/26/2017	342,545	PMTRX00011133	Accounts Payable	PINV282159	Supply Post Business Products	\$45.99
7/26/2017	342,583	PMTRX00011135	Accounts Payable	81903790016 7/17	Duke Energy	\$8.19
7/26/2017	342,600	PMTRX00011136	Accounts Payable	2270707-00	Richards Electric Supply Inc.	\$832.92
7/26/2017	342,681	PMTRX00011137	Accounts Payable	4480307 7/17	Cincinnati Bell	\$64.73
7/26/2017	342,682	PMTRX00011137	Accounts Payable	5811080 7/17	Cincinnati Bell	\$300.16
7/26/2017	342,685	PMTRX00011137	Accounts Payable	4001178778	Cintas #315	\$557.05
7/26/2017	342,688	PMTRX00011137	Accounts Payable	4001178623	Cintas #315	\$276.53
7/26/2017	342,698	PMTRX00011137	Accounts Payable	9511019177	Grainger	\$143.28
7/26/2017	342,699	PMTRX00011137	Accounts Payable	9510443832	Grainger	\$99.48
7/26/2017	342,704	PMTRX00011137	Accounts Payable	161-5101174252.001	Johnstone Supply	\$9.20
7/26/2017	342,710	PMTRX00011137	Accounts Payable	925021	Lowe's	\$17.83
7/26/2017	342,711	PMTRX00011137	Accounts Payable	925065	Lowe's	\$75.92
7/26/2017	342,727	PMTRX00011138	Accounts Payable	2261856	Ideal Supplies Inc	\$330.00
7/26/2017	342,734	PMTRX00011138	Accounts Payable	2261876	Ideal Supplies Inc	\$110.00
7/26/2017	342,756	PMTRX00011138	Accounts Payable	72417	Randy's Rugged Wear	\$1,243.72
7/26/2017	342,761	PMTRX00011138	Accounts Payable	44084577	United Healthcare Insurance	\$5.71
7/26/2017	342,835	PMTRX00011140	Accounts Payable	503606	Southeastern Equipment Co Inc	\$635.03
7/26/2017	342,968	PMTRX00011141	Accounts Payable	10171	Jolly Property Rescue	\$2,901.76
7/26/2017	342,969	PMTRX00011141	Accounts Payable	10173	Jolly Property Rescue	\$2,617.60
7/26/2017	342,970	PMTRX00011141	Accounts Payable	10172	Jolly Property Rescue	\$2,160.76
7/27/2017	342,277	PMVRY00001020	Accounts Payable	90516	Huff, Brian	\$125.71
7/27/2017	342,278	PMVVR00001330	Accounts Payable	REFUND CREDIT 06/17	Huff, Brian	\$125.71
7/27/2017	342,280	PMVVPY00001021	Accounts Payable	90551	Spears, Norvil	\$87.53
7/27/2017	342,290	PMVVR00001331	Accounts Payable	REFUND CREDIT 06/17	Spears, Norvil	\$87.53
7/27/2017	342,292	PMVVPY00001022	Accounts Payable	90145	TrinSoft, LLC	\$42.50
7/27/2017	342,293	PMVVR00001332	Accounts Payable	SRV018590	TrinSoft, LLC	\$42.50
7/27/2017	342,389	PMTRX00011131	Accounts Payable	237669	Crescent Springs Hardware	\$52.95
7/27/2017	342,390	PMTRX00011131	Accounts Payable	17-2399	Dixon Engineering, Inc.	\$12,086.75
7/27/2017	342,523	PMTRX00011133	Accounts Payable	62592	Around the Clock Answering Service	\$534.00
7/27/2017	342,532	PMTRX00011133	Accounts Payable	161018	Gleason Electric Inc	\$765.00
7/27/2017	342,543	PMTRX00011133	Accounts Payable	9577	Scientific Equipment Service, Inc.	\$409.00
7/27/2017	342,585	PMTRX00011135	Accounts Payable	51502144018 7/17	Duke Energy	\$37.75

7/27/2017	342,597	PMTRX00011136	Accounts Payable	5121002 7/17	Owen Electric Cooperative Inc	\$53.52	
7/27/2017	342,607	PMTRX00011136	Accounts Payable	15 BOOK COPIES 7/17	Taylor, Arnold	\$270.00	
7/27/2017	342,612	PMTRX00011136	Accounts Payable	1243948	USALCO	\$5,661.64	
7/27/2017	342,690	PMTRX00011137	Accounts Payable	237678	Crescent Springs Hardware	\$46.73	
7/27/2017	342,724	PMTRX00011138	Accounts Payable	8400403202 7/17	Duke Energy	\$8.18	
7/27/2017	342,725	PMTRX00011138	Accounts Payable	87400403218 7/17	Duke Energy	\$32.90	
7/27/2017	342,733	PMTRX00011138	Accounts Payable	2261892	Ideal Supplies Inc	\$742.50	
7/27/2017	342,789	RECVG00002258	Accounts Payable	RCT0000009844	Viking Supply, Inc	\$3,244.00	
7/27/2017	342,818	PMTRX00011140	Accounts Payable	8592	Dons Garage Inc	\$363.60	
7/27/2017	342,825	PMTRX00011140	Accounts Payable	9017554246	Kemira Water Solutions, Inc.	\$5,256.08	
7/28/2017	342,432	PMCHK00006853	Accounts Payable	90963	4 Seasons Grounds Management	\$176.50	
System:	HISTORICAL DETAILED T 10/5/2018		10:45:50 AM	Page:	109	User Date: 10/5/2018	User ID: skampsen
N Ky Water District							
7/28/2017	342,433	PMCHK00006853	Accounts Payable	90964	ADS Environmental Services	\$750.00	
7/28/2017	342,434	PMCHK00006853	Accounts Payable	90965	Affordable Window-N-Glass	\$330.00	
7/28/2017	342,435	PMCHK00006853	Accounts Payable	90966	A-One Pallet Distributing Inc.	\$205.50	
7/28/2017	342,436	PMCHK00006853	Accounts Payable	90967	Arc American	\$173.80	
7/28/2017	342,437	PMCHK00006853	Accounts Payable	90968	Arts Rental Equipment & Supply	\$1,038.35	
7/28/2017	342,438	PMCHK00006853	Accounts Payable	90969	Beach, Mark	\$29.95	
7/28/2017	342,439	PMCHK00006853	Accounts Payable	90970	Bergeson, Cole	\$195.99	
7/28/2017	342,440	PMCHK00006853	Accounts Payable	90971	Bluegrass Paving	\$29,077.31	
7/28/2017	342,441	PMCHK00006853	Accounts Payable	90972	Brantley, Tatesha	\$17.52	
7/28/2017	342,442	PMCHK00006853	Accounts Payable	90973	Burge, Jachole	\$33.73	
7/28/2017	342,443	PMCHK00006853	Accounts Payable	90974	Cain, Brendan	\$19.47	
7/28/2017	342,444	PMCHK00006853	Accounts Payable	90975	Carlotta, Italia	\$15.21	
7/28/2017	342,445	PMCHK00006853	Accounts Payable	90976	CBT Company	\$191.70	
7/28/2017	342,446	PMCHK00006853	Accounts Payable	90977	CDW Government Inc.	\$1,310.20	
7/28/2017	342,447	PMCHK00006853	Accounts Payable	90978	Cheek, Jason	\$60.90	
7/28/2017	342,448	PMCHK00006853	Accounts Payable	90979	Cincinnati Bell	\$4,498.85	
7/28/2017	342,449	PMCHK00006853	Accounts Payable	90980	Cincinnati Bell Any Distance	\$126.77	
7/28/2017	342,450	PMCHK00006853	Accounts Payable	90981	Cintas #315	\$1,902.63	
7/28/2017	342,451	PMCHK00006853	Accounts Payable	90982	Crescent Springs Hardware	\$63.94	
7/28/2017	342,452	PMCHK00006853	Accounts Payable	90983	Data Strategy	\$1,950.40	
7/28/2017	342,453	PMCHK00006853	Accounts Payable	90984	Davey Tree Expert Co., The	\$4,320.00	
7/28/2017	342,454	PMCHK00006853	Accounts Payable	90985	Dixon Engineering, Inc.	\$12,086.75	
7/28/2017	342,455	PMCHK00006853	Accounts Payable	90986	Duke Energy	\$29,973.83	
7/28/2017	342,456	PMCHK00006853	Accounts Payable	90987	Eilerman, Kim	\$39.18	
7/28/2017	342,457	PMCHK00006853	Accounts Payable	90988	Environmental Resource Assoc	\$136.68	
7/28/2017	342,458	PMCHK00006853	Accounts Payable	90989	Evans Landscaping	\$345.86	
7/28/2017	342,459	PMCHK00006853	Accounts Payable	90990	Farris, Carole	\$93.41	
7/28/2017	342,460	PMCHK00006853	Accounts Payable	90991	Federal Express	\$48.59	
7/28/2017	342,461	PMCHK00006853	Accounts Payable	90992	Ferguson Waterworks	\$333.00	
7/28/2017	342,462	PMCHK00006853	Accounts Payable	90993	Fisher Scientific	\$1,134.46	
7/28/2017	342,463	PMCHK00006853	Accounts Payable	90994	Florence Hardware & Industrial Supply	\$95.98	
7/28/2017	342,464	PMCHK00006853	Accounts Payable	90995	Fortiline, Inc.	\$316.56	
7/28/2017	342,465	PMCHK00006853	Accounts Payable	90996	Frommeyer, David	\$48.20	
7/28/2017	342,466	PMCHK00006853	Accounts Payable	90997	Geiger, Patrick	\$110.39	
7/28/2017	342,467	PMCHK00006853	Accounts Payable	90998	Ghantous, Brenda	\$72.72	
7/28/2017	342,468	PMCHK00006853	Accounts Payable	90999	Groneck, Chris	\$102.26	
7/28/2017	342,469	PMCHK00006853	Accounts Payable	91000	Hall's Paving & Sealing, Inc.	\$1,674.85	
7/28/2017	342,470	PMCHK00006853	Accounts Payable	91001	HDR Engineering, Inc.	\$1,913.00	
7/28/2017	342,471	PMCHK00006853	Accounts Payable	91002	HD Supply Waterworks, Ltd	\$20,289.58	
7/28/2017	342,472	PMCHK00006853	Accounts Payable	91003	Hissong, Michael	\$66.79	
7/28/2017	342,473	PMCHK00006853	Accounts Payable	91004	Ideal Supplies Inc	\$4,607.50	
7/28/2017	342,474	PMCHK00006853	Accounts Payable	91005	Industrial Wire Rope Supply Co Inc	\$380.00	
7/28/2017	342,475	PMCHK00006853	Accounts Payable	91006	Jenkins, Jas	\$86.95	
7/28/2017	342,476	PMCHK00006853	Accounts Payable	91007	Kaeff, Kayla	\$2.15	
7/28/2017	342,477	PMCHK00006853	Accounts Payable	91008	Lambert Brothers LLC	\$525.50	
7/28/2017	342,478	PMCHK00006853	Accounts Payable	91009	Lang, Tim	\$397.90	
7/28/2017	342,479	PMCHK00006853	Accounts Payable	91010	Lee, Paulette	\$211.65	
7/28/2017	342,480	PMCHK00006853	Accounts Payable	91011	Len Riegler Blacktop, Inc.	\$347.18	
7/28/2017	342,481	PMCHK00006853	Accounts Payable	91012	Lincoln National Life Insurance Co.	\$857.45	
7/28/2017	342,482	PMCHK00006853	Accounts Payable	91013	Lowe's	\$284.05	
7/28/2017	342,483	PMCHK00006853	Accounts Payable	91014	Lucity, Inc	\$21,656.81	

7/28/2017	342,484	PMCHK00006853	Accounts Payable	91015	Marine Solutions Inc.	\$7,950.00			
7/28/2017	342,485	PMCHK00006853	Accounts Payable	91016	McCarthy, Elizabeth	\$80.30			
7/28/2017	342,486	PMCHK00006853	Accounts Payable	91017	Nieswender, Phyllis	\$126.00			
7/28/2017	342,487	PMCHK00006853	Accounts Payable	91018	No Ky Public Works Association	\$8.00			
7/28/2017	342,488	PMCHK00006853	Accounts Payable	91019	Nussbaum, Daniel	\$96.79			
7/28/2017	342,489	PMCHK00006853	Accounts Payable	91020	Owen Electric Cooperative Inc	\$33.65			
7/28/2017	342,490	PMCHK00006853	Accounts Payable	91021	Pease, Emma	\$63.91			
7/28/2017	342,491	PMCHK00006853	Accounts Payable	91022	Planning & Development Service of Kenton Cou	\$36,456.20			
7/28/2017	342,492	PMCHK00006853	Accounts Payable	91023	Renchen, Ruby	\$47.18			
7/28/2017	342,493	PMCHK00006853	Accounts Payable	91024	Robinson Pipe Cleaning Co.	\$15.44			
7/28/2017	342,494	PMCHK00006853	Accounts Payable	91025	Rodney Miles Body Shop	\$219.62			
7/28/2017	342,495	PMCHK00006853	Accounts Payable	91026	Sanitation District No. 1	\$4,858.72			
7/28/2017	342,496	PMCHK00006853	Accounts Payable	91027	Settle, Gayle	\$20.23			
7/28/2017	342,497	PMCHK00006853	Accounts Payable	91028	Simmons, Jeremy	\$38.73			
7/28/2017	342,498	PMCHK00006853	Accounts Payable	91029	Sizemore, Scott	\$47.74			
7/28/2017	342,499	PMCHK00006853	Accounts Payable	91030	Smith Kendra	\$131.27			
7/28/2017	342,500	PMCHK00006853	Accounts Payable	91031	Smith Katherine	\$118.74			
7/28/2017	342,501	PMCHK00006853	Accounts Payable	91032	Smith, Art	\$42.70			
7/28/2017	342,502	PMCHK00006853	Accounts Payable	91033	SP Construction	\$12.03			
7/28/2017	342,503	PMCHK00006853	Accounts Payable	91034	Spicer, Sarah	\$125.42			
7/28/2017	342,504	PMCHK00006853	Accounts Payable	91035	Staples Advantage	\$222.77			
7/28/2017	342,505	PMCHK00006853	Accounts Payable	91036	SWS Environmental	\$130.00			
7/28/2017	342,506	PMCHK00006853	Accounts Payable	91037	Table Rock Construction	\$190.00			
System:	HISTORICAL DETAILED T 10/5/2018		10:45:50 AM	Page:	110	User Date:	10/5/2018	User ID:	skampsen
N Ky Water District									
7/28/2017	342,507	PMCHK00006853	Accounts Payable	91038	Tele-Vac Environmental	\$362.77			
7/28/2017	342,508	PMCHK00006853	Accounts Payable	91039	Timmers, Thomas	\$31.53			
7/28/2017	342,509	PMCHK00006853	Accounts Payable	91040	Tischner, Mark	\$44.52			
7/28/2017	342,510	PMCHK00006853	Accounts Payable	91041	TrinSoft, LLC	\$182.50			
7/28/2017	342,511	PMCHK00006853	Accounts Payable	91042	TVC Communications	\$1,611.63			
7/28/2017	342,512	PMCHK00006853	Accounts Payable	91043	Univar USA Inc.	\$5,280.00			
7/28/2017	342,513	PMCHK00006853	Accounts Payable	91044	Verizon Wireless	\$150.10			
7/28/2017	342,514	PMCHK00006853	Accounts Payable	91045	Viking Supply, Inc	\$4,685.10			
7/28/2017	342,515	PMCHK00006853	Accounts Payable	91046	Wiehe, Kevin	\$2.57			
7/28/2017	342,516	PMCHK00006853	Accounts Payable	91047	Wildhaber, Jason	\$53.22			
7/28/2017	342,524	PMTRX00011133	Accounts Payable	230894-1	Arts Rental Equipment & Supply		\$39.80		
7/28/2017	342,525	PMTRX00011133	Accounts Payable	651087	A & S Electric Supply, Inc.		\$97.91		
7/28/2017	342,591	PMTRX00011135	Accounts Payable	733-484254	KOI Enterprises, Inc		\$164.30		
7/28/2017	342,593	PMTRX00011135	Accounts Payable	733-484287	KOI Enterprises, Inc		\$64.96		
7/28/2017	342,609	PMTRX00011136	Accounts Payable	KK275141	Truck and Trailer Supply		\$41.10		
7/28/2017	342,684	PMTRX00011137	Accounts Payable	4001201785	Cintas #315		\$56.30		
7/28/2017	342,687	PMTRX00011137	Accounts Payable	4001197265	Cintas #315		\$562.50		
7/28/2017	342,692	PMTRX00011137	Accounts Payable	10300223228	7/17 Duke Energy		\$9,155.00		
7/28/2017	342,693	PMTRX00011137	Accounts Payable	11402057019	7/17 Duke Energy		\$39.27		
7/28/2017	342,732	PMTRX00011138	Accounts Payable	2261938	Ideal Supplies Inc		\$1,485.00		
7/28/2017	342,798	RECVG00002258	Accounts Payable	RCT0000009853	Buckeye Power Sales Co., Inc		\$1,130.08		
7/29/2017	342,757	PMTRX00011138	Accounts Payable	C-010170	Red Wing Shoes		\$169.99		
7/30/2017	342,833	PMTRX00011140	Accounts Payable	1360239900000	7/17 Sanitation District No. 1		\$40.82		
7/30/2017	342,834	PMTRX00011140	Accounts Payable	1356165410000	7/17 Sanitation District No. 1		\$15.12		
7/31/2017	342,556	PMCHK00006854	Accounts Payable	91048	Kentucky State Treasurer	\$5,584.95			
7/31/2017	342,598	PMTRX00011136	Accounts Payable	PETTY CASH 07/17	Colleen Medert-Petty Cash		\$33.50		
7/31/2017	342,611	PMTRX00011136	Accounts Payable	CI-755039	Univar USA Inc.		\$2,632.41		
7/31/2017	342,700	PMTRX00011137	Accounts Payable	602634535	Hillyard Kentucky		\$260.91		
7/31/2017	342,701	PMTRX00011137	Accounts Payable	602634534	Hillyard Kentucky		\$826.79		
7/31/2017	342,721	PMTRX00011138	Accounts Payable	52741	Blue Chip Express & Courier Service		\$230.00		
7/31/2017	342,749	PMTRX00011138	Accounts Payable	24067	Literature Fulfillment Services		\$15,625.35		
7/31/2017	342,751	PMTRX00011138	Accounts Payable	147532	NetGain Technologies		\$400.00		
7/31/2017	342,752	PMTRX00011138	Accounts Payable	17295	Next Gen Cabling, Inc.		\$534.25		
7/31/2017	342,753	PMTRX00011138	Accounts Payable	37606	Plant Trolley, Inc., The		\$177.12		
7/31/2017	342,758	PMTRX00011138	Accounts Payable	MILEAGE 07/17	Jeff Schuchter		\$187.25		
7/31/2017	342,804	PMTRX00011140	Accounts Payable	2261994	Ideal Supplies Inc		\$330.00		
7/31/2017	342,805	PMTRX00011140	Accounts Payable	2261983	Ideal Supplies Inc		\$220.00		
7/31/2017	342,806	PMTRX00011140	Accounts Payable	2261979	Ideal Supplies Inc		\$165.00		
7/31/2017	342,807	PMTRX00011140	Accounts Payable	2261978	Ideal Supplies Inc		\$187.50		

7/31/2017	342,813	PMTRX00011140	Accounts Payable	50711234	Wex Bank	\$13,159.12	
7/31/2017	342,816	PMTRX00011140	Accounts Payable	X03072	Bobcat Enterprises, Inc.	\$6,050.57	
7/31/2017	342,820	PMTRX00011140	Accounts Payable	706013	Fuller Ford	\$128.98	
7/31/2017	342,821	PMTRX00011140	Accounts Payable	706014	Fuller Ford	\$257.96	
7/31/2017	342,823	PMTRX00011140	Accounts Payable	2262002	Ideal Supplies Inc	\$330.00	
7/31/2017	342,826	PMTRX00011140	Accounts Payable	733-484621	KOI Enterprises, Inc	\$55.92	
7/31/2017	342,828	PMTRX00011140	Accounts Payable	2237824	Lykins Oil Company	\$1,126.90	
7/31/2017	342,830	PMTRX00011140	Accounts Payable	2237825	Lykins Oil Company	\$494.02	
7/31/2017	342,838	PMTRX00011140	Accounts Payable	1244195	USALCO	\$5,796.16	
8/1/2017	342,541	PMTRX00011133	Accounts Payable	31587262	Modern Office Methods Inc	\$1,740.04	
8/1/2017	342,579	PMTRX00011135	Accounts Payable	194203	Crawford Insurance	\$3,054.00	
8/1/2017	342,589	PMTRX00011135	Accounts Payable	163227363	EyeMed	\$1,291.14	
8/1/2017	342,599	PMTRX00011136	Accounts Payable	10654	Pension Corporation of America	\$4,894.32	
8/1/2017	342,680	PMTRX00011137	Accounts Payable	90042632	Calgon Carbon Corporation	\$269,720.00	
8/1/2017	342,703	PMTRX00011137	Accounts Payable	BOND 2012 08/17	Internal Revenue Service Center	\$801,434.00	
8/1/2017	342,720	PMTRX00011138	Accounts Payable	230532-4	Arts Rental Equipment & Supply	\$155.52	
8/1/2017	342,760	PMTRX00011138	Accounts Payable	38210134	Trane U.S., Inc.	\$1,603.00	
8/1/2017	342,788	RECVG00002258	Accounts Payable	RCT0000009843	HD Supply Waterworks, Ltd	\$6,793.00	
8/1/2017	342,790	RECVG00002258	Accounts Payable	RCT0000009845	Viking Supply, Inc	\$469.90	
8/1/2017	342,791	RECVG00002258	Accounts Payable	RCT0000009846	Florence Winwater Works	\$4,238.80	
8/1/2017	342,792	RECVG00002258	Accounts Payable	RCT0000009847	Florence Winwater Works	\$813.61	
8/1/2017	342,793	RECVG00002258	Accounts Payable	RCT0000009848	Florence Winwater Works	\$695.00	
8/1/2017	342,808	PMTRX00011140	Accounts Payable	R 99484	Res/Comm Security Systems Inc.	\$54.00	
8/1/2017	342,809	PMTRX00011140	Accounts Payable	R 99487	Res/Comm Security Systems Inc.	\$54.00	
8/1/2017	342,810	PMTRX00011140	Accounts Payable	R 99486	Res/Comm Security Systems Inc.	\$54.00	
8/1/2017	342,811	PMTRX00011140	Accounts Payable	R 99482	Res/Comm Security Systems Inc.	\$54.00	
8/1/2017	342,812	PMTRX00011140	Accounts Payable	R 99485	Res/Comm Security Systems Inc.	\$54.00	
8/1/2017	342,815	PMTRX00011140	Accounts Payable	8024948	BestOne, Tire & Service of Mid America, Inc.	\$719.00	
8/1/2017	342,839	PMTRX00011140	Accounts Payable	430234 8/17	Vivial	\$620.15	
8/1/2017	342,985	PMTRX00011143	Accounts Payable	90042632	Calgon Carbon Corporation	\$269,729.00	
8/1/2017	343,008	PMTRX00011145	Accounts Payable	47157321436 7/17	Fifth Third Bank-Visa	\$4,008.81	
8/1/2017	343,018	PMTRX00011145	Accounts Payable	27102181013 7/17	Duke Energy	\$7.96	
8/1/2017	343,019	PMTRX00011145	Accounts Payable	62900752208 8/17	Duke Energy	\$133.80	
8/1/2017	343,023	PMTRX00011145	Accounts Payable	24700807203 8/17	Duke Energy	\$11.75	
8/1/2017	343,024	PMTRX00011145	Accounts Payable	12002095015 8/17	Duke Energy	\$7.96	
System:	HISTORICAL DETAILED T 10/5/2018		10:45:50 AM	Page:	111	User Date: 10/5/2018	User ID: skampsen
N Ky Water District							
8/1/2017	343,027	PMTRX00011145	Accounts Payable	4910801 7/17	Cincinnati Bell	\$129.62	
8/1/2017	343,028	PMTRX00011145	Accounts Payable	D160584 08/17	Cincinnati Bell	\$7,213.39	
8/1/2017	343,029	PMTRX00011145	Accounts Payable	D160351 08/17	Cincinnati Bell	\$1,454.50	
8/1/2017	343,030	PMTRX00011145	Accounts Payable	1039861 8/17	Cincinnati Bell	\$36.74	
8/1/2017	343,031	PMTRX00011145	Accounts Payable	L164224 08/17	Cincinnati Bell	\$124.85	
8/1/2017	343,032	PMTRX00011145	Accounts Payable	1031033 7/17	Cincinnati Bell	\$115.94	
8/1/2017	343,033	PMTRX00011145	Accounts Payable	6062	Best Way Disposal	\$282.48	
8/1/2017	343,034	PMTRX00011145	Accounts Payable	5885	Best Way Disposal	\$286.87	
8/1/2017	343,035	PMTRX00011145	Accounts Payable	6351	Best Way Disposal	\$78.45	
8/1/2017	343,036	PMTRX00011145	Accounts Payable	552841	RUMPKE	\$10.00	
8/1/2017	343,039	PMTRX00011146	Accounts Payable	87X43178 08/17	MONY	\$1,120.00	
8/1/2017	343,040	PMTRX00011146	Accounts Payable	82X10092 08/17	MONY	\$1,533.00	
8/1/2017	343,041	PMTRX00011146	Accounts Payable	602635910	Hillyard Kentucky	\$154.22	
8/1/2017	343,043	PMTRX00011146	Accounts Payable	9017554935	Kemira Water Solutions, Inc.	\$5,132.72	
8/1/2017	343,044	PMTRX00011146	Accounts Payable	80013738	Badger Meter, Inc	\$81.00	
8/1/2017	343,045	PMTRX00011146	Accounts Payable	JQX3247	CDW Government Inc.	\$678.56	
8/1/2017	343,046	PMTRX00011146	Accounts Payable	9789955738	Verizon Wireless	\$7,461.26	
8/1/2017	343,047	PMTRX00011146	Accounts Payable	REFUND CREDIT 08/17	Stem, James	\$54.65	
8/1/2017	343,048	PMTRX00011146	Accounts Payable	REFUND CREDIT 08/17	Davisson, Mary	\$85.59	
8/1/2017	343,052	PMTRX00011146	Accounts Payable	9007178915	SHRM	\$199.00	
8/1/2017	343,053	PMTRX00011146	Accounts Payable	IVC020001185823	Pridestaff Financial	\$1,360.00	
8/1/2017	343,055	PMTRX00011146	Accounts Payable	3347791649	Staples Advantage	\$62.28	
8/1/2017	343,056	PMTRX00011146	Accounts Payable	97392	Bray Trucking Inc.	\$5,521.24	
8/1/2017	343,057	PMTRX00011146	Accounts Payable	97394	Bray Trucking Inc.	\$1,147.06	
8/1/2017	343,058	PMTRX00011146	Accounts Payable	97393	Bray Trucking Inc.	\$707.63	
8/1/2017	343,060	PMTRX00011146	Accounts Payable	925536	Lowe's	\$73.21	
8/1/2017	343,061	PMTRX00011146	Accounts Payable	952159	Lowe's	\$252.60	

8/1/2017	343,062	PMTRX00011146	Accounts Payable	237709	Crescent Springs Hardware	\$49.28	
8/1/2017	343,066	PMTRX00011147	Accounts Payable	INV4078546	Orr Safety Corporation	\$237.28	
8/1/2017	343,067	PMTRX00011147	Accounts Payable	INV4081214	Orr Safety Corporation	\$342.02	
8/1/2017	343,068	PMTRX00011147	Accounts Payable	INV4078831	Orr Safety Corporation	\$65.78	
8/1/2017	343,069	PMTRX00011147	Accounts Payable	INV4077420	Orr Safety Corporation	\$570.66	
8/1/2017	343,070	PMTRX00011147	Accounts Payable	INV4085136	Orr Safety Corporation	\$185.13	
8/1/2017	343,071	PMTRX00011147	Accounts Payable	INV4077064	Orr Safety Corporation	\$310.38	
8/1/2017	343,072	PMTRX00011147	Accounts Payable	INV4071349	Orr Safety Corporation	\$374.84	
8/1/2017	343,073	PMTRX00011147	Accounts Payable	114212	Industrial Wire Rope Supply Co Inc	\$180.36	
8/1/2017	343,074	PMTRX00011147	Accounts Payable	3250832	SafetyWear	\$179.36	
8/1/2017	343,075	PMTRX00011147	Accounts Payable	651106	Abco Safety	\$394.85	
8/1/2017	343,077	PMTRX00011147	Accounts Payable	978811	Mailender Inc.	\$368.70	
8/1/2017	343,081	PMTRX00011147	Accounts Payable	0000667210 55961	Enquirer Media	\$561.38	
8/1/2017	343,082	PMTRX00011147	Accounts Payable	WSC 36962	Pritchard, Jean	\$750.00	
8/1/2017	343,084	PMTRX00011147	Accounts Payable	351279	Richie Trucking	\$1,625.00	
8/1/2017	343,197	PMTRX00011150	Accounts Payable	577767	ACE Exterminating Co. / Dawn	\$261.10	
8/1/2017	343,199	PMTRX00011150	Accounts Payable	48794	Bray Truck & Parts	\$126.50	
8/1/2017	343,236	PMTRX00011151	Accounts Payable	837326	Environmental Resource Assoc	\$136.68	
8/1/2017	343,241	PMTRX00011151	Accounts Payable	10561821	Hach Company	\$196.00	
8/1/2017	343,246	PMTRX00011151	Accounts Payable	2262090	Ideal Supplies Inc	\$255.00	
8/1/2017	343,248	PMTRX00011151	Accounts Payable	2262091	Ideal Supplies Inc	\$550.00	
8/1/2017	343,249	PMTRX00011151	Accounts Payable	2262092	Ideal Supplies Inc	\$1,100.00	
8/1/2017	343,250	PMTRX00011151	Accounts Payable	2262099	Ideal Supplies Inc	\$525.00	
8/1/2017	343,251	PMTRX00011151	Accounts Payable	2262100	Ideal Supplies Inc	\$330.00	
8/1/2017	343,261	PMTRX00011151	Accounts Payable	78894	Lawn Systems, Inc.	\$5,999.00	
8/1/2017	343,268	PMTRX00011151	Accounts Payable	15865715	Matheson Tri-Gas, Inc.	\$208.73	
8/1/2017	343,294	RECVG00002260	Accounts Payable	RCT0000009855	Badger Meter, Inc	\$8,615.25	
8/1/2017	343,295	RECVG00002260	Accounts Payable	RCT0000009856	Badger Meter, Inc	\$869.72	
8/1/2017	343,296	RECVG00002260	Accounts Payable	RCT0000009857	Badger Meter, Inc	\$434.86	
8/1/2017	343,297	RECVG00002260	Accounts Payable	RCT0000009858	Badger Meter, Inc	\$4,199.70	
8/1/2017	343,298	RECVG00002260	Accounts Payable	RCT0000009859	Ferguson Waterworks	\$714.50	
8/1/2017	343,299	RECVG00002260	Accounts Payable	RCT0000009861	Florence Winwater Works	\$699.95	
8/1/2017	343,300	RECVG00002260	Accounts Payable	RCT0000009862	Florence Winwater Works	\$539.35	
8/1/2017	343,301	RECVG00002260	Accounts Payable	RCT0000009864	Florence Winwater Works	\$6,602.10	
8/1/2017	343,310	RECVG00002260	Accounts Payable	RCT0000009879	Viking Supply, Inc	\$440.00	
8/1/2017	343,312	RECVG00002260	Accounts Payable	RCT0000009881	Viking Supply, Inc	\$185.00	
8/1/2017	343,313	RECVG00002260	Accounts Payable	RCT0000009882	Viking Supply, Inc	\$198.30	
8/1/2017	343,318	PMTRX00011153	Accounts Payable	1004829311	Pitney Bowes Inc.	\$220.98	
8/1/2017	343,320	PMTRX00011153	Accounts Payable	8100034727001 8/17	Sanitation District No. 1	\$72.96	
8/1/2017	343,321	PMTRX00011153	Accounts Payable	8100034728000 8/17	Sanitation District No. 1	\$619.68	
8/1/2017	343,323	PMTRX00011153	Accounts Payable	26177	Silver Grove Motors, Inc.	\$85.00	
8/1/2017	343,324	PMTRX00011153	Accounts Payable	9020731924	Thermo Electron NA LLC	\$527.00	
8/1/2017	343,331	PMTRX00011153	Accounts Payable	26219	Waste Resource Management Inc.	\$756.48	
8/1/2017	343,333	PMTRX00011153	Accounts Payable	26218	Waste Resource Management Inc.	\$931.52	
8/1/2017	343,334	PMTRX00011153	Accounts Payable	9136	Wessel Lawncare & Landscaping	\$2,453.36	
8/1/2017	343,345	PMTRX00011154	Accounts Payable	237488	Crescent Springs Hardware	\$93.83	
8/1/2017	343,346	PMTRX00011154	Accounts Payable	237615	Crescent Springs Hardware	\$17.98	
System:	HISTORICAL DETAILED T 10/5/2018		10:45:50 AM	Page:	112	User Date: 10/5/2018	User ID: skampsen
N Ky Water District							
8/1/2017	343,347	PMTRX00011154	Accounts Payable	237771	Crescent Springs Hardware	\$10.69	
8/1/2017	343,348	PMTRX00011154	Accounts Payable	237696	Crescent Springs Hardware	\$5.17	
8/1/2017	343,351	PMTRX00011154	Accounts Payable	237477	Crescent Springs Hardware	\$105.26	
8/1/2017	343,352	PMTRX00011154	Accounts Payable	237043	Crescent Springs Hardware	\$53.89	
8/1/2017	343,353	PMTRX00011154	Accounts Payable	237034	Crescent Springs Hardware	\$19.99	
8/1/2017	343,354	PMTRX00011154	Accounts Payable	237016	Crescent Springs Hardware	\$24.94	
8/1/2017	343,355	PMTRX00011154	Accounts Payable	237012	Crescent Springs Hardware	\$20.97	
8/1/2017	343,360	PMTRX00011154	Accounts Payable	31663	Fedders Feed Co., J. H.	\$357.55	
8/1/2017	343,361	PMTRX00011154	Accounts Payable	15386	Fedders Feed Co., J. H.	\$59.95	
8/1/2017	343,381	PMTRX00011155	Accounts Payable	9017553874	Kemira Water Solutions, Inc.	\$4,976.88	
8/1/2017	343,382	PMTRX00011155	Accounts Payable	9017554122	Kemira Water Solutions, Inc.	\$5,025.58	
8/1/2017	343,397	PMTRX00011155	Accounts Payable	6343941 8/17	Provident Life & Accident Ins.	\$577.75	
8/1/2017	343,399	PMTRX00011155	Accounts Payable	61025	Spring Grove Sheet Metal	\$3,215.00	
8/1/2017	343,405	PMTRX00011155	Accounts Payable	456160	St. Elizabeth Business Health	\$654.00	
8/1/2017	343,407	PMTRX00011155	Accounts Payable	4022671	Thatcher Chemical of Florida Inc	\$9,016.80	

8/1/2017	343,408	PMTRX00011155	Accounts Payable	CI-754676	Univar USA Inc.		\$2,484.00		
8/1/2017	343,409	PMTRX00011155	Accounts Payable	CI-754445	Univar USA Inc.		\$2,634.75		
8/1/2017	343,413	PMTRX00011155	Accounts Payable	1244510	USALCO		\$5,774.92		
8/1/2017	343,427	PMTRX00011156	Accounts Payable	859569	DeBra-Kuempel		\$5,472.70		
8/1/2017	343,435	PMTRX00011156	Accounts Payable	17-1779	Greater Comfort Heating & Air		\$112.50		
8/1/2017	343,436	PMTRX00011156	Accounts Payable	17-1778	Greater Comfort Heating & Air		\$112.50		
8/1/2017	343,437	PMTRX00011156	Accounts Payable	10516312	Hach Company		\$439.24		
8/1/2017	343,601	PMTRX00011159	Accounts Payable	7001412339	AWWA		\$83.00		
8/1/2017	343,622	PMTRX00011159	Accounts Payable	1703795401	Clean Harbors Env. Services		\$1,845.00		
8/1/2017	343,641	PMVVR00001339	Accounts Payable	9136	Wessel Lawncare & Landscaping	\$2,453.36			
8/1/2017	343,648	PMTRX00011161	Accounts Payable	UNIFORMS 08/17	Elfers John Jr		\$139.96		
8/1/2017	343,649	PMTRX00011161	Accounts Payable	0000639802 55961	Enquirer Media		\$879.38		
8/1/2017	343,657	PMTRX00011161	Accounts Payable	74450	Flynn Metering Systems		\$300.84		
8/1/2017	343,663	PMTRX00011161	Accounts Payable	10555717	Hach Company		\$307.48		
8/1/2017	343,667	PMTRX00011161	Accounts Payable	REFUND CREDIT 08/17	Himes Andrew		\$70.12		
8/1/2017	343,668	PMTRX00011161	Accounts Payable	HRP-0000115159	Human Resource Profile Inc		\$50.00		
8/1/2017	343,696	PMTRX00011162	Accounts Payable	SIN089602	Pacific Interpreters		\$18.85		
8/1/2017	343,699	PMTRX00011162	Accounts Payable	86801	R & M Welding Products Inc		\$293.63		
8/1/2017	343,716	PMTRX00011162	Accounts Payable	9136	Wessel Lawncare & Landscaping		\$2,543.36		
8/1/2017	343,731	PMTRX00011163	Accounts Payable	20264825	Aramark		\$19.70		
8/1/2017	343,732	PMTRX00011163	Accounts Payable	20257252	Aramark		\$44.40		
8/1/2017	343,911	PMTRX00011165	Accounts Payable	0000639802 55961.	Enquirer Media		\$869.38		
8/1/2017	343,916	PMTRX00011165	Accounts Payable	925823	Lowe's		\$46.71		
8/1/2017	343,917	PMTRX00011165	Accounts Payable	927426	Lowe's		\$27.17		
8/1/2017	343,918	PMTRX00011165	Accounts Payable	992466	Mobilcomm Inc.		\$963.00		
8/1/2017	344,028	PMTRX00011168	Accounts Payable	ADJ-045658	KOI Enterprises, Inc	\$112.00			
8/1/2017	344,033	PMTRX00011168	Accounts Payable	230996	Specialized Plumbing Parts Supply		\$4.44		
8/1/2017	344,034	PMTRX00011168	Accounts Payable	230994	Specialized Plumbing Parts Supply		\$16.66		
8/1/2017	344,370	PMTRX00011177	Accounts Payable	733-089327	KOI Enterprises, Inc		\$1.64		
8/2/2017	342,800	PMTRX00011140	Accounts Payable	230503-3	Arts Rental Equipment & Supply		\$595.00		
8/2/2017	342,801	PMTRX00011140	Accounts Payable	232980-04	Arts Rental Equipment & Supply		\$62.00		
8/2/2017	342,819	PMTRX00011140	Accounts Payable	8575-8	25 Faxcomm Supplies Inc		\$59.78		
8/2/2017	342,829	PMTRX00011140	Accounts Payable	2172622	Lykins Oil Company		\$897.10		
8/2/2017	342,840	PMTRX00011140	Accounts Payable	366745	Wylter, Jeff		\$46.59		
8/2/2017	343,010	PMTRX00011145	Accounts Payable	33800283200 8/17	Duke Energy		\$60.53		
8/2/2017	343,011	PMTRX00011145	Accounts Payable	68200435200 8/17	Duke Energy		\$2,892.24		
8/2/2017	343,012	PMTRX00011145	Accounts Payable	75900841205 8/17	Duke Energy		\$37.32		
8/2/2017	343,020	PMTRX00011145	Accounts Payable	97700845013 8/17	Duke Energy		\$15,526.94		
8/2/2017	343,021	PMTRX00011145	Accounts Payable	47500467203 8/17	Duke Energy		\$151.97		
8/2/2017	343,022	PMTRX00011145	Accounts Payable	27202174014 8/17	Duke Energy		\$2,230.93		
8/2/2017	343,025	PMTRX00011145	Accounts Payable	6556563 8/17	Cincinnati Bell		\$166.31		
8/2/2017	343,026	PMTRX00011145	Accounts Payable	2820270 8/17	Cincinnati Bell		\$67.19		
8/2/2017	343,049	PMTRX00011146	Accounts Payable	REFUND CREDIT 08/17	Pladies, William		\$47.78		
8/2/2017	343,080	PMTRX00011147	Accounts Payable	61747	Vogelpohl Fire Equipment, Inc.		\$399.00		
8/2/2017	343,083	PMTRX00011147	Accounts Payable	232980-4	Arts Rental Equipment & Supply		\$62.00		
8/2/2017	343,159	PMVVR00001334	Accounts Payable	REFUND CREDIT 08/17	Pladies, William	\$47.78			
8/2/2017	343,198	PMTRX00011150	Accounts Payable	8025119	BestOne, Tire & Service of Mid America, Inc.		\$379.64		
8/2/2017	343,238	PMTRX00011151	Accounts Payable	5-884-37789	Federal Express		\$39.19		
8/2/2017	343,240	PMTRX00011151	Accounts Payable	9517501384	Grainger		\$668.52		
8/2/2017	343,242	PMTRX00011151	Accounts Payable	10570616	Hach Company		\$3,754.27		
8/2/2017	343,247	PMTRX00011151	Accounts Payable	2262128	Ideal Supplies Inc		\$110.00		
8/2/2017	343,254	PMTRX00011151	Accounts Payable	1118324	Jacks Glass Inc		\$69.95		
8/2/2017	343,259	PMTRX00011151	Accounts Payable	733-485170	KOI Enterprises, Inc		\$230.69		
8/2/2017	343,314	PMTRX00011153	Accounts Payable	427676	Ohio Valley Gasket		\$98.75		
8/2/2017	343,319	PMTRX00011153	Accounts Payable	2372	RNK Environmental Inc		\$288.00		
8/2/2017	343,919	PMTRX00011165	Accounts Payable	992311	Mobilcomm Inc.		\$456.70		
8/2/2017	344,030	PMTRX00011168	Accounts Payable	903528	Lowe's		\$21.22		
8/2/2017	344,182	PMTRX00011173	Accounts Payable	15907	Greko Supply Company		\$531.00		
8/2/2017	344,349	PMTRX00011177	Accounts Payable	237839	Crescent Springs Hardware		\$29.50		
System:	HISTORICAL DETAILED T 10/5/2018		10:45:50 AM	Page:	113	User Date:	10/5/2018	User ID:	skampsen
N Ky Water District									
8/3/2017	342,817	PMTRX00011140	Accounts Payable	REFUND WSC 37016	Crech, Kevin		\$350.00		
8/3/2017	342,827	PMTRX00011140	Accounts Payable	927234	Lowe's		\$38.39		
8/3/2017	343,009	PMTRX00011145	Accounts Payable	33400067207 8/17	Duke Energy		\$44.23		

8/3/2017	343,013	PMTRX00011145	Accounts Payable	11102202017 8/17	Duke Energy	\$7.73
8/3/2017	343,014	PMTRX00011145	Accounts Payable	50100466217 8/17	Duke Energy	\$49.72
8/3/2017	343,015	PMTRX00011145	Accounts Payable	69402048026 8/17	Duke Energy	\$2,023.42
8/3/2017	343,016	PMTRX00011145	Accounts Payable	55403649014 8/17	Duke Energy	\$9.92
8/3/2017	343,017	PMTRX00011145	Accounts Payable	89500806010 8/17	Duke Energy	\$19,340.13
8/3/2017	343,042	PMTRX00011146	Accounts Payable	602639182	Hillyard Kentucky	\$39.52
8/3/2017	343,050	PMTRX00011146	Accounts Payable	REFUND CREDIT 08/17	Virginia Donohue Trust	\$42.85
8/3/2017	343,059	PMTRX00011146	Accounts Payable	427696	Ohio Valley Gasket	\$3,010.77
8/3/2017	343,065	PMTRX00011147	Accounts Payable	413918	Hall's Paving & Sealing, Inc.	\$5,318.80
8/3/2017	343,078	PMTRX00011147	Accounts Payable	8292703	Southern States	\$79.06
8/3/2017	343,079	PMTRX00011147	Accounts Payable	233582-4	Arts Rental Equipment & Supply	\$53.00
8/3/2017	343,085	PMTRX00011148	Accounts Payable	REFUND CREDIT 08/17	Boschert, Kathryn	\$126.20
8/3/2017	343,086	PMTRX00011148	Accounts Payable	REFUND CREDIT 08/17	Chick, Nathan	\$30.79
8/3/2017	343,087	PMTRX00011148	Accounts Payable	REFUND CREDIT 08/17	Chloe, Jay	\$106.88
8/3/2017	343,088	PMTRX00011148	Accounts Payable	REFUND CREDIT 08/17	DeLeon, Miriam Tomas	\$25.33
8/3/2017	343,089	PMTRX00011148	Accounts Payable	REFUND CREDIT 08/17	Eisner, Zachary	\$56.79
8/3/2017	343,090	PMTRX00011148	Accounts Payable	REFUND CREDIT 08/17	Flach, Amy	\$54.92
8/3/2017	343,091	PMTRX00011148	Accounts Payable	REFUND CREDIT 08/17	Hedrick, Robert	\$69.20
8/3/2017	343,092	PMTRX00011148	Accounts Payable	REFUND CREDIT 08/17	Hufnagel, Tyler	\$64.82
8/3/2017	343,093	PMTRX00011148	Accounts Payable	REFUND CREDIT 08/17	Klocke, William	\$63.92
8/3/2017	343,094	PMTRX00011148	Accounts Payable	REFUND CREDIT 08/17	Laughlin, Steven	\$111.86
8/3/2017	343,095	PMTRX00011148	Accounts Payable	REFUND CREDIT 08/17	McKinney, Damian	\$106.17
8/3/2017	343,096	PMTRX00011148	Accounts Payable	REFUND CREDIT 08/17	Schnurr, Fran	\$41.62
8/3/2017	343,097	PMTRX00011148	Accounts Payable	REFUND CREDIT 08/17	Stephenson, Mark	\$25.08
8/3/2017	343,099	PMTRX00011148	Accounts Payable	REFUND CREDIT 08/17	Willmoth-Miller, Amber	\$52.16
8/3/2017	343,200	PMTRX00011150	Accounts Payable	1549	Cains Customs Inc.	\$250.00
8/3/2017	343,201	PMTRX00011150	Accounts Payable	JRM0900	CDW Government Inc.	\$71.51
8/3/2017	343,239	PMTRX00011151	Accounts Payable	9518051959	Grainger	\$182.94
8/3/2017	343,245	PMTRX00011151	Accounts Payable	2262164	Ideal Supplies Inc	\$105.00
8/3/2017	343,265	PMTRX00011151	Accounts Payable	927355	Lowe's	\$56.13
8/3/2017	343,307	RECVG00002260	Accounts Payable	RCT0000009876	Viking Supply, Inc	\$1,735.80
8/3/2017	343,308	RECVG00002260	Accounts Payable	RCT0000009877	Viking Supply, Inc	\$118.75
8/3/2017	343,309	RECVG00002260	Accounts Payable	RCT0000009878	Viking Supply, Inc	\$1,649.70
8/3/2017	343,311	RECVG00002260	Accounts Payable	RCT0000009880	Viking Supply, Inc	\$4,564.68
8/3/2017	343,315	PMTRX00011153	Accounts Payable	61325	Overhead Door Co of Northern KY	\$240.00
8/3/2017	343,411	PMTRX00011155	Accounts Payable	CI-755573	Univar USA Inc.	\$740.00
8/3/2017	343,421	RECVG00002262	Accounts Payable	RCT0000009885	Rawdon Myers Inc	\$2,510.00
8/3/2017	343,434	PMTRX00011156	Accounts Payable	20235013	Environmental Laboratories, Inc.	\$65.00
8/3/2017	343,662	PMTRX00011161	Accounts Payable	10572740	Hach Company	\$356.22
8/3/2017	344,029	PMTRX00011168	Accounts Payable	927195	Lowe's	\$17.28
8/4/2017	342,554	PMTRX00011134	Accounts Payable	080417DEFCOMP	Kentucky State Treasurer	\$5,480.84
8/4/2017	342,555	PMTRX00011134	Accounts Payable	080417DEFLOANS	Kentucky State Treasurer	\$104.11
8/4/2017	342,866	PMCHK00006857	Accounts Payable	91049	A-1 Electric Motor Service	\$142.08
8/4/2017	342,867	PMCHK00006857	Accounts Payable	91050	Advanced Underground Inc.	\$1,400.00
8/4/2017	342,868	PMCHK00006857	Accounts Payable	91051	Around the Clock Answering Service	\$534.00
8/4/2017	342,869	PMCHK00006857	Accounts Payable	91052	Arts Rental Equipment & Supply	\$852.32
8/4/2017	342,870	PMCHK00006857	Accounts Payable	91053	A & S Electric Supply, Inc.	\$129.41
8/4/2017	342,871	PMCHK00006857	Accounts Payable	91054	AWWA	\$787.00
8/4/2017	342,872	PMCHK00006857	Accounts Payable	91055	Battery Neighbor LLC	\$255.60
8/4/2017	342,873	PMCHK00006857	Accounts Payable	91056	BestOne, Tire & Service of Mid America, Inc.	\$2,189.96
8/4/2017	342,874	PMCHK00006857	Accounts Payable	91057	Black Box Corp of Pennsylvania	\$545.31
8/4/2017	342,875	PMCHK00006857	Accounts Payable	91058	BL Anderson Co. Inc.	\$3,089.05
8/4/2017	342,876	PMCHK00006857	Accounts Payable	91059	Blue Chip Express & Courier Service	\$230.00
8/4/2017	342,877	PMCHK00006857	Accounts Payable	91060	Bobcat Enterprises, Inc.	\$6,497.50
8/4/2017	342,878	PMCHK00006857	Accounts Payable	91061	Boone-Kenton Lumber Supply Co.	\$87.28
8/4/2017	342,879	PMCHK00006857	Accounts Payable	91062	Bray Truck & Parts	\$1,419.95
8/4/2017	342,880	PMCHK00006857	Accounts Payable	91063	Buckeye Power Sales Co., Inc	\$2,305.27
8/4/2017	342,881	PMCHK00006857	Accounts Payable	91064	Calgon Carbon Corporation	\$269,720.00
8/4/2017	342,882	PMCHK00006857	Accounts Payable	91065	Calorplast USA	\$1,943.45
8/4/2017	342,883	PMCHK00006857	Accounts Payable	91066	Cincinnati Bell	\$1,645.33
8/4/2017	342,884	PMCHK00006857	Accounts Payable	91067	Cincinnati Bell	\$647.78
8/4/2017	342,885	PMCHK00006857	Accounts Payable	91068	Cintas #315	\$2,132.46
8/4/2017	342,886	PMCHK00006857	Accounts Payable	91069	Core Consulting Group	\$3,000.00
8/4/2017	342,887	PMCHK00006857	Accounts Payable	91070	Crawford Insurance	\$3,054.00

8/4/2017	342,888	PMCHK00006857	Accounts Payable	91071	Crescent Springs Hardware	\$46.73			
8/4/2017	342,889	PMCHK00006857	Accounts Payable	91072	Creech, Kevin	\$350.00			
8/4/2017	342,890	PMCHK00006857	Accounts Payable	91073	Dons Garage Inc	\$4,321.84			
8/4/2017	342,891	PMCHK00006857	Accounts Payable	91074	Duke Energy	\$35,067.86			
8/4/2017	342,892	PMCHK00006857	Accounts Payable	91075	Employers Resource Association	\$2,000.00			
8/4/2017	342,893	PMCHK00006857	Accounts Payable	91076	Environmental Resource Assoc	\$99.62			
8/4/2017	342,894	PMCHK00006857	Accounts Payable	91077	Environmental Laboratories, Inc.	\$65.00			
System:	HISTORICAL DETAILED T 10/5/2018		10:45:50 AM	Page:	114	User Date:	10/5/2018	User ID:	skampsen
N Ky Water District									
8/4/2017	342,895	PMCHK00006857	Accounts Payable	91078	EST Analytical	\$298.30			
8/4/2017	342,896	PMCHK00006857	Accounts Payable	91079	EyeMed	\$1,291.14			
8/4/2017	342,897	PMCHK00006857	Accounts Payable	91080	Fastenal Company	\$302.36			
8/4/2017	342,898	PMCHK00006857	Accounts Payable	91081	25 Faxcomm Supplies Inc	\$59.78			
8/4/2017	342,899	PMCHK00006857	Accounts Payable	91082	Federal Express	\$40.62			
8/4/2017	342,900	PMCHK00006857	Accounts Payable	91083	Fisher Scientific	\$1,471.97			
8/4/2017	342,901	PMCHK00006857	Accounts Payable	91084	Florence Winwater Works	\$5,747.41			
8/4/2017	342,902	PMCHK00006857	Accounts Payable	91085	Fuller Ford	\$386.94			
8/4/2017	342,903	PMCHK00006857	Accounts Payable	91086	Geotechnology Inc.	\$8,249.67			
8/4/2017	342,904	PMCHK00006857	Accounts Payable	91087	Gleason Electric Inc	\$765.00			
8/4/2017	342,905	PMCHK00006857	Accounts Payable	91088	Grainger	\$291.59			
8/4/2017	342,906	PMCHK00006857	Accounts Payable	91089	Hach Company	\$301.26			
8/4/2017	342,907	PMCHK00006857	Accounts Payable	91090	Hall's Paving & Sealing, Inc.	\$2,710.40			
8/4/2017	342,908	PMCHK00006857	Accounts Payable	91091	Harper Oil Products Inc	\$406.13			
8/4/2017	342,909	PMCHK00006857	Accounts Payable	91092	HD Supply Waterworks, Ltd	\$6,793.00			
8/4/2017	342,910	PMCHK00006857	Accounts Payable	91093	Hensley Plumbing Inc., Mike	\$250.00			
8/4/2017	342,911	PMCHK00006857	Accounts Payable	91094	Hillyard Kentucky	\$1,087.70			
8/4/2017	342,912	PMCHK00006857	Accounts Payable	91095	Human Resource Profile Inc	\$50.00			
8/4/2017	342,913	PMCHK00006857	Accounts Payable	91096	Ideal Supplies Inc	\$9,388.75			
8/4/2017	342,914	PMCHK00006857	Accounts Payable	91097	IDEXX Distribution, Inc.	\$3,499.37			
8/4/2017	342,915	PMCHK00006857	Accounts Payable	91098	Internal Revenue Service Center	\$801,434.00			
8/4/2017	342,916	PMCHK00006857	Accounts Payable	91099	Jacks Glass Inc	\$196.73			
8/4/2017	342,917	PMCHK00006857	Accounts Payable	91100	Johnstone Supply	\$9.20			
8/4/2017	342,918	PMCHK00006857	Accounts Payable	91101	Kaman Fluid Power	\$74.96			
8/4/2017	342,919	PMCHK00006857	Accounts Payable	91102	Kemira Water Solutions, Inc.	\$10,411.52			
8/4/2017	342,920	PMCHK00006857	Accounts Payable	91103	KOI Enterprises, Inc	\$391.92			
8/4/2017	342,921	PMCHK00006857	Accounts Payable	91104	Kiemle-Hankins	\$12,700.00			
8/4/2017	342,922	PMCHK00006857	Accounts Payable	91105	Len Riegler Blacktop, Inc.	\$24,156.00			
8/4/2017	342,923	PMCHK00006857	Accounts Payable	91106	Literature Fulfillment Services	\$15,625.35			
8/4/2017	342,924	PMCHK00006857	Accounts Payable	91107	Lowe's	\$678.11			
8/4/2017	342,925	PMCHK00006857	Accounts Payable	91108	Lykins Oil Company	\$9,016.30			
8/4/2017	342,926	PMCHK00006857	Accounts Payable	91109	Mark's Garage	\$1,426.61			
8/4/2017	342,927	PMCHK00006857	Accounts Payable	91110	Matheson Tri-Gas, Inc.	\$1,178.49			
8/4/2017	342,928	PMCHK00006857	Accounts Payable	91111	Modern Office Methods Inc	\$1,740.04			
8/4/2017	342,929	PMCHK00006857	Accounts Payable	91112	NetGain Technologies	\$400.00			
8/4/2017	342,930	PMCHK00006857	Accounts Payable	91113	Next Gen Cabling, Inc.	\$534.25			
8/4/2017	342,931	PMCHK00006857	Accounts Payable	91114	Owen Electric Cooperative Inc	\$53.52			
8/4/2017	342,932	PMCHK00006857	Accounts Payable	91115	Colleen Medert-Petty Cash	\$33.50			
8/4/2017	342,933	PMCHK00006857	Accounts Payable	91116	Pension Corporation of America	\$4,894.32			
8/4/2017	342,934	PMCHK00006857	Accounts Payable	91117	Plant Trolley, Inc., The	\$177.12			
8/4/2017	342,935	PMCHK00006857	Accounts Payable	91118	Pridestaff Financial	\$2,720.00			
8/4/2017	342,936	PMCHK00006857	Accounts Payable	91119	Randy's Rugged Wear	\$1,243.72			
8/4/2017	342,937	PMCHK00006857	Accounts Payable	91120	Red Wing Shoes	\$169.99			
8/4/2017	342,938	PMCHK00006857	Accounts Payable	91121	Res/Comm Security Systems Inc.	\$270.00			
8/4/2017	342,939	PMCHK00006857	Accounts Payable	91122	Richards Electric Supply Inc.	\$23.80			
8/4/2017	342,940	PMCHK00006857	Accounts Payable	91123	RUMPKE	\$554.16			
8/4/2017	342,941	PMCHK00006857	Accounts Payable	91124	Sanitation District No. 1	\$2,509.87			
8/4/2017	342,942	PMCHK00006857	Accounts Payable	91125	Jeff Schuchter	\$187.25			
8/4/2017	342,943	PMCHK00006857	Accounts Payable	91126	Scientific Equipment Service, Inc.	\$409.00			
8/4/2017	342,944	PMCHK00006857	Accounts Payable	91127	Sigma-Aldrich Inc	\$586.25			
8/4/2017	342,945	PMCHK00006857	Accounts Payable	91128	Southeastern Equipment Co Inc	\$2,130.84			
8/4/2017	342,946	PMCHK00006857	Accounts Payable	91129	Staples Advantage	\$791.83			
8/4/2017	342,947	PMCHK00006857	Accounts Payable	91130	Supply Post Business Products	\$45.99			
8/4/2017	342,948	PMCHK00006857	Accounts Payable	91131	Taylor, Arnold	\$270.00			
8/4/2017	342,949	PMCHK00006857	Accounts Payable	91132	Time Warner Cable	\$244.11			



8/4/2017	342,950	PMCHK00006857	Accounts Payable	91133	Trane U.S., Inc.	\$1,603.00			
8/4/2017	342,951	PMCHK00006857	Accounts Payable	91134	Truck and Trailer Supply	\$114.04			
8/4/2017	342,952	PMCHK00006857	Accounts Payable	91135	Univar USA Inc.	\$9,521.22			
8/4/2017	342,953	PMCHK00006857	Accounts Payable	91136	United Healthcare Insurance	\$5.71			
8/4/2017	342,954	PMCHK00006857	Accounts Payable	91137	USA Bluebook	\$229.34			
8/4/2017	342,955	PMCHK00006857	Accounts Payable	91138	USALCO	\$17,206.76			
8/4/2017	342,956	PMCHK00006857	Accounts Payable	91139	Verizon Wireless	\$150.10			
8/4/2017	342,957	PMCHK00006857	Accounts Payable	91140	Viking Supply, Inc	\$3,744.20			
8/4/2017	342,958	PMCHK00006857	Accounts Payable	91141	Vivial	\$620.15			
8/4/2017	342,959	PMCHK00006857	Accounts Payable	91142	Waste Resource Management Inc.	\$3,304.96			
8/4/2017	342,960	PMCHK00006857	Accounts Payable	91143	Wex Bank	\$13,159.12			
8/4/2017	342,961	PMCHK00006857	Accounts Payable	91144	Wilder Winnelson	\$28.91			
8/4/2017	342,962	PMCHK00006857	Accounts Payable	91145	Wylar, Jeff	\$53.75			
8/4/2017	343,037	PMTRX00011145	Accounts Payable	817 REPAIR 16	Gemmer & Sons, Inc.		\$12,699.90		
8/4/2017	343,051	PMTRX00011146	Accounts Payable	2252931	KEMI		\$4,820.74		
8/4/2017	343,064	PMTRX00011146	Accounts Payable	63701	Dupont Inc		\$222.00		
8/4/2017	343,076	PMTRX00011147	Accounts Payable	479693	Wildman Corporate Apparel		\$33.44		
8/4/2017	343,212	PMTRX00011150	Accounts Payable	4001257265	Cintas #315		\$632.48		
8/4/2017	343,226	PMTRX00011150	Accounts Payable	2200252201 8/17	Duke Energy		\$53.12		
System:	HISTORICAL DETAILED T 10/5/2018		10:45:50 AM	Page:	115	User Date:	10/5/2018	User ID:	skampsen
N Ky Water District									
8/4/2017	343,227	PMTRX00011150	Accounts Payable	44000883201 8/17	Duke Energy		\$128.04		
8/4/2017	343,243	PMTRX00011151	Accounts Payable	2262223	Ideal Supplies Inc		\$600.00		
8/4/2017	343,244	PMTRX00011151	Accounts Payable	2262186	Ideal Supplies Inc		\$177.99		
8/4/2017	343,252	PMTRX00011151	Accounts Payable	2262214	Ideal Supplies Inc		\$550.00		
8/4/2017	343,253	PMTRX00011151	Accounts Payable	2262206	Ideal Supplies Inc		\$565.00		
8/4/2017	343,269	PMTRX00011151	Accounts Payable	15933038	Matheson Tri-Gas, Inc.		\$956.75		
8/4/2017	343,335	PMTRX00011153	Accounts Payable	479690	Wildman Corporate Apparel		\$58.08		
8/4/2017	343,357	PMTRX00011154	Accounts Payable	SI-1612587	Dove Data Products, Inc.		\$243.00		
8/4/2017	343,363	PMTRX00011154	Accounts Payable	18408	Flaig Welding Co Inc		\$30.00		
8/4/2017	343,602	PMTRX00011159	Accounts Payable	Jun-17	Becknell-Coghill Inc		\$25,020.00		
8/4/2017	343,654	PMTRX00011161	Accounts Payable	5079074	Fisher Scientific		\$62.68		
8/4/2017	343,664	PMTRX00011161	Accounts Payable	10575073	Hach Company		\$212.35		
8/4/2017	344,350	PMTRX00011177	Accounts Payable	237896	Crescent Springs Hardware		\$252.92		
8/5/2017	343,202	PMTRX00011150	Accounts Payable	3567220 8/17	Cincinnati Bell		\$71.31		
8/5/2017	343,203	PMTRX00011150	Accounts Payable	3561531 8/17	Cincinnati Bell		\$49.26		
8/5/2017	343,204	PMTRX00011150	Accounts Payable	3314325 8/17	Cincinnati Bell		\$67.64		
8/5/2017	343,206	PMTRX00011150	Accounts Payable	3564005 8/17	Cincinnati Bell		\$71.31		
8/5/2017	343,332	PMTRX00011153	Accounts Payable	26269	Waste Resource Management Inc.		\$712.64		
8/5/2017	343,400	PMTRX00011155	Accounts Payable	3348670079	Staples Advantage		\$55.77		
8/5/2017	343,401	PMTRX00011155	Accounts Payable	3348670974	Staples Advantage		\$201.93		
8/5/2017	343,402	PMTRX00011155	Accounts Payable	3348670975	Staples Advantage	\$9.87			
8/5/2017	343,403	PMTRX00011155	Accounts Payable	3348670976	Staples Advantage		\$9.87		
8/5/2017	343,404	PMTRX00011155	Accounts Payable	3348670078	Staples Advantage		\$61.09		
8/6/2017	343,271	PMTRX00011151	Accounts Payable	E05004CSL7	Microsoft		\$187.57		
8/6/2017	343,396	PMTRX00011155	Accounts Payable	IVC020001188119	Pridestaff Financial		\$1,360.00		
8/7/2017	342,971	PMCHK00006858	Accounts Payable	91146	Jolly Property Rescue	\$7,680.12			
8/7/2017	342,972	PMTRX00011142	Accounts Payable	081117DEFCOMP	Kentucky State Treasurer		\$5,480.84		
8/7/2017	342,973	PMTRX00011142	Accounts Payable	081117DEFLOANS	Kentucky State Treasurer		\$104.11		
8/7/2017	342,974	PMCHK00006859	Accounts Payable	91147	Kentucky State Treasurer	\$5,584.95			
8/7/2017	343,063	PMTRX00011146	Accounts Payable	2332615	RUMPKE		\$73.37		
8/7/2017	343,224	PMTRX00011150	Accounts Payable	32203867017 8/17	Duke Energy		\$33.22		
8/7/2017	343,225	PMTRX00011150	Accounts Payable	96300067201 8/17	Duke Energy		\$53.78		
8/7/2017	343,255	PMTRX00011151	Accounts Payable	8/7/2017	Kelley's Auto Body & Trim Shop, Inc.		\$250.00		
8/7/2017	343,316	PMTRX00011153	Accounts Payable	5121003 8/17	Owen Electric Cooperative Inc		\$14,981.56		
8/7/2017	343,317	PMTRX00011153	Accounts Payable	5121005 8/17	Owen Electric Cooperative Inc		\$752.24		
8/7/2017	343,325	PMTRX00011153	Accounts Payable	SRV018975	TrinSoft, LLC		\$42.50		
8/7/2017	343,327	PMTRX00011153	Accounts Payable	CI-755886	Univar USA Inc.		\$2,640.61		
8/7/2017	343,328	PMTRX00011153	Accounts Payable	CI-755881	Univar USA Inc.		\$2,640.02		
8/7/2017	343,366	PMTRX00011154	Accounts Payable	2262265	Ideal Supplies Inc		\$220.00		
8/7/2017	343,384	PMTRX00011155	Accounts Payable	743-108214	KOI Enterprises, Inc		\$8.20		
8/7/2017	343,394	PMTRX00011155	Accounts Payable	48926571	OFFICETEAM, Specialized Admin. Staffing		\$316.80		
8/7/2017	343,406	PMTRX00011155	Accounts Payable	1700560	Taylor Brothers Excavating		\$70.00		
8/7/2017	343,415	PMTRX00011155	Accounts Payable	336984901	US Bank Equipment Finance		\$1,076.70		

8/7/2017	343,647	PMTRX00011161	Accounts Payable	35968	Eckstein Roofing Co.		\$380.00
8/8/2017	343,205	PMTRX00011150	Accounts Payable	4260425 8/17	Cincinnati Bell		\$129.26
8/8/2017	343,220	PMTRX00011150	Accounts Payable	89000846202 8/17	Duke Energy		\$12.04
8/8/2017	343,257	PMTRX00011151	Accounts Payable	767-015048	KOI Enterprises, Inc		\$123.22
8/8/2017	343,270	PMTRX00011151	Accounts Payable	15944316	Matheson Tri-Gas, Inc.		\$1,110.53
8/8/2017	343,303	RECVG00002260	Accounts Payable	RCT0000009868	HD Supply Waterworks, Ltd		\$3,405.02
8/8/2017	343,304	RECVG00002260	Accounts Payable	RCT0000009869	HD Supply Waterworks, Ltd		\$2,395.50
8/8/2017	343,337	PMTRX00011154	Accounts Payable	235527-4	Arts Rental Equipment & Supply		\$81.00
8/8/2017	343,338	PMTRX00011154	Accounts Payable	235350-4	Arts Rental Equipment & Supply		\$23.50
8/8/2017	343,339	PMTRX00011154	Accounts Payable	232959-3	Arts Rental Equipment & Supply		\$1,519.51
8/8/2017	343,358	PMTRX00011154	Accounts Payable	238778	E & H Integrated Systems		\$162.00
8/8/2017	343,364	PMTRX00011154	Accounts Payable	9521553983	Grainger		\$348.50
8/8/2017	343,367	PMTRX00011154	Accounts Payable	2262275	Ideal Supplies Inc		\$385.00
8/8/2017	343,368	PMTRX00011154	Accounts Payable	2262302	Ideal Supplies Inc		\$165.00
8/8/2017	343,369	PMTRX00011154	Accounts Payable	2262296	Ideal Supplies Inc		\$550.00
8/8/2017	343,370	PMTRX00011154	Accounts Payable	2262280	Ideal Supplies Inc		\$472.50
8/8/2017	343,385	PMTRX00011155	Accounts Payable	743-108295	KOI Enterprises, Inc		\$59.64
8/8/2017	343,412	PMTRX00011155	Accounts Payable	C0044106613	United Healthcare Insurance		\$258,197.92
8/8/2017	343,416	PMTRX00011155	Accounts Payable	68665	Vertical Systems Elevator		\$256.79
8/8/2017	343,741	PMTRX00011163	Accounts Payable	REFUND CREDIT 08/17	Haggard, Jeffrey		\$131.02
8/8/2017	343,768	PMTRX00011163	Accounts Payable	1610399-0001	Baker Corp.		\$710.00
8/8/2017	343,771	PMTRX00011163	Accounts Payable	99174960	Mine Safety Appliances Co. LLC		\$464.94
8/9/2017	342,983	PMVVPY00001023	Accounts Payable	91064	Calgon Carbon Corporation		\$269,720.00
8/9/2017	342,984	PMVVR00001333	Accounts Payable	90042632	Calgon Carbon Corporation	\$269,720.00	
8/9/2017	342,986	PMCHK00006860	Accounts Payable	91148	Calgon Carbon Corporation	\$269,729.00	
8/9/2017	343,213	PMTRX00011150	Accounts Payable	502120028 8/17	Duke Energy		\$145.07
8/9/2017	343,214	PMTRX00011150	Accounts Payable	36100729029 8/17	Duke Energy		\$10,005.27
8/9/2017	343,215	PMTRX00011150	Accounts Payable	38200284213 8/17	Duke Energy		\$54.14
8/9/2017	343,216	PMTRX00011150	Accounts Payable	36800736026 8/17	Duke Energy		\$7,898.21
8/9/2017	343,217	PMTRX00011150	Accounts Payable	8200284217 8/17	Duke Energy		\$50.31
8/9/2017	343,218	PMTRX00011150	Accounts Payable	57603707011 8/17	Duke Energy		\$10.47
System:	HISTORICAL DETAILED T 10/5/2018		10:45:50 AM	Page:		10/5/2018	User ID: skampsen
N Ky Water District				116	User Date:		
8/9/2017	343,219	PMTRX00011150	Accounts Payable	33803662016 8/17	Duke Energy		\$53.33
8/9/2017	343,221	PMTRX00011150	Accounts Payable	60702113019 8/17	Duke Energy		\$45,845.74
8/9/2017	343,222	PMTRX00011150	Accounts Payable	37603707010 8/17	Duke Energy		\$7.27
8/9/2017	343,223	PMTRX00011150	Accounts Payable	95603661010 8/17	Duke Energy		\$9.83
8/9/2017	343,229	PMTRX00011150	Accounts Payable	31902189010 8/17	Duke Energy		\$8,344.99
8/9/2017	343,230	PMTRX00011150	Accounts Payable	24002180010 8/17	Duke Energy		\$50.31
8/9/2017	343,256	PMTRX00011151	Accounts Payable	9017555989	Kemira Water Solutions, Inc.		\$5,301.53
8/9/2017	343,258	PMTRX00011151	Accounts Payable	733-090703	KOI Enterprises, Inc		\$9.70
8/9/2017	343,263	PMTRX00011151	Accounts Payable	927656	Lowe's		\$93.87
8/9/2017	343,264	PMTRX00011151	Accounts Payable	927588..	Lowe's		\$89.17
8/9/2017	343,267	PMTRX00011151	Accounts Payable	2248740	Lykins Oil Company		\$882.42
8/9/2017	343,305	RECVG00002260	Accounts Payable	RCT0000009871	PerkinElmer		\$7,572.00
8/9/2017	343,330	PMTRX00011153	Accounts Payable	1245130	USALCO		\$5,793.80
8/9/2017	343,341	PMTRX00011154	Accounts Payable	309653	Chemrite, Inc.		\$14,881.05
8/9/2017	343,342	PMTRX00011154	Accounts Payable	309654	Chemrite, Inc.		\$14,881.05
8/9/2017	343,362	PMTRX00011154	Accounts Payable	5-891-58956	Federal Express		\$40.50
8/9/2017	343,371	PMTRX00011154	Accounts Payable	2262321	Ideal Supplies Inc		\$55.00
8/9/2017	343,372	PMTRX00011154	Accounts Payable	2262317	Ideal Supplies Inc		\$742.50
8/9/2017	343,380	PMTRX00011155	Accounts Payable	9017555988	Kemira Water Solutions, Inc.		\$5,058.05
8/9/2017	343,419	PMVVR00001337	Accounts Payable	309653	Chemrite, Inc.	\$14,881.05	
8/9/2017	343,420	PMVVR00001337	Accounts Payable	309654	Chemrite, Inc.	\$14,881.05	
8/9/2017	343,425	PMTRX00011156	Accounts Payable	309654	Chemrite, Inc.		\$14,881.05
8/9/2017	343,426	PMTRX00011156	Accounts Payable	309652	Chemrite, Inc.		\$14,881.05
8/9/2017	343,620	PMTRX00011159	Accounts Payable	4001294063	Cintas #315		\$276.53
8/9/2017	343,621	PMTRX00011159	Accounts Payable	4001294358	Cintas #315		\$557.05
8/9/2017	343,717	PMTRX00011162	Accounts Payable	357426 00	Wilder Winnelson		\$441.00
8/9/2017	343,718	PMTRX00011162	Accounts Payable	357845 00	Wilder Winnelson		\$69.30
8/9/2017	343,719	PMTRX00011162	Accounts Payable	357483 00	Wilder Winnelson		\$141.03
8/9/2017	343,720	PMTRX00011162	Accounts Payable	357621 00	Wilder Winnelson		\$35.32
8/9/2017	343,764	PMTRX00011163	Accounts Payable	REFUND CREDIT 08/17	Wesley, Robin		\$972.98
8/9/2017	343,967	RECVG00002265	Accounts Payable	RCT0000009894	Hach Company		\$1,110.19

8/9/2017	344,278	PMTRX00011175	Accounts Payable	1.70807E+11	Boone-Kenton Lumber Supply Co.	\$16.59
8/9/2017	344,379	PMTRX00011177	Accounts Payable	35268	Uniforms Manufacturing Inc.	\$82.06
8/10/2017	342,802	PMTRX00011140	Accounts Payable	1.70707E+11	Boone-Kenton Lumber Supply Co.	\$24.94
8/10/2017	343,207	PMTRX00011150	Accounts Payable	2615788 8/17	Cincinnati Bell	\$65.72
8/10/2017	343,208	PMTRX00011150	Accounts Payable	2616778 8/17	Cincinnati Bell	\$65.72
8/10/2017	343,209	PMTRX00011150	Accounts Payable	4310282 8/17	Cincinnati Bell	\$298.22
8/10/2017	343,210	PMTRX00011150	Accounts Payable	5724798 8/17	Cincinnati Bell	\$272.64
8/10/2017	343,211	PMTRX00011150	Accounts Payable	2611750 8/17	Cincinnati Bell	\$67.64
8/10/2017	343,228	PMTRX00011150	Accounts Payable	20102202016 8/17	Duke Energy	\$7.99
8/10/2017	343,237	PMTRX00011151	Accounts Payable	KYERL230144	Fastenal Company	\$52.54
8/10/2017	343,260	PMTRX00011151	Accounts Payable	740-156930	KOI Enterprises, Inc	\$22.61
8/10/2017	343,262	PMTRX00011151	Accounts Payable	925716	Lowe's	\$147.55
8/10/2017	343,272	PMTRX00011151	Accounts Payable	382569	Minuteman/Design Press	\$345.00
8/10/2017	343,302	RECVG00002260	Accounts Payable	RCT0000009866	Fortiline, Inc.	\$120.50
8/10/2017	343,306	RECVG00002260	Accounts Payable	RCT0000009873	TPF Inc	\$325.44
8/10/2017	343,326	PMTRX00011153	Accounts Payable	KK275960	Truck and Trailer Supply	\$760.14
8/10/2017	343,336	PMTRX00011154	Accounts Payable	20469	Aluminum Chemical Specialties	\$8,823.66
8/10/2017	343,340	PMTRX00011154	Accounts Payable	232662-1	Arts Rental Equipment & Supply	\$997.64
8/10/2017	343,373	PMTRX00011154	Accounts Payable	2262370	Ideal Supplies Inc	\$135.00
8/10/2017	343,374	PMTRX00011154	Accounts Payable	2262382	Ideal Supplies Inc	\$550.00
8/10/2017	343,378	RECVG00002261	Accounts Payable	RCT0000009883	Fortiline, Inc.	\$1,239.45
8/10/2017	343,383	PMTRX00011155	Accounts Payable	740-156872	KOI Enterprises, Inc	\$63.64
8/10/2017	343,430	PMTRX00011156	Accounts Payable	8763	Dons Garage Inc	\$966.62
8/10/2017	343,603	PMTRX00011159	Accounts Payable	5813	B C Engineering Co	\$514.00
8/10/2017	343,604	PMTRX00011159	Accounts Payable	5814	B C Engineering Co	\$359.00
8/10/2017	343,605	PMTRX00011159	Accounts Payable	782957	Burgess & Niple	\$304.21
8/10/2017	343,659	PMTRX00011161	Accounts Payable	161043	Gleason Electric Inc	\$541.50
8/10/2017	343,682	PMTRX00011161	Accounts Payable	2262387	Ideal Supplies Inc	\$137.50
8/11/2017	343,054	PMTRX00011146	Accounts Payable	PETTY CASH 08/17	Colleen Medert-Petty Cash	\$173.25
8/11/2017	343,322	PMTRX00011153	Accounts Payable	2083710000007 8/17	Sanitation District No. 1	\$31.75
8/11/2017	343,343	PMTRX00011154	Accounts Payable	4001319450	Cintas #315	\$56.30
8/11/2017	343,375	PMTRX00011154	Accounts Payable	2262422	Ideal Supplies Inc	\$135.00
8/11/2017	343,376	PMTRX00011154	Accounts Payable	2262432	Ideal Supplies Inc	\$110.00
8/11/2017	343,377	PMTRX00011154	Accounts Payable	2262433	Ideal Supplies Inc	\$165.00
8/11/2017	343,379	RECVG00002261	Accounts Payable	RCT0000009884	HD Supply Waterworks, Ltd	\$518.30
8/11/2017	343,390	PMTRX00011155	Accounts Payable	925833	Lowe's	\$40.47
8/11/2017	343,398	PMTRX00011155	Accounts Payable	3138056050000 8/17	Sanitation District No. 1	\$49.90
8/11/2017	343,410	PMTRX00011155	Accounts Payable	CI-756516	Univar USA Inc.	\$7,003.39
8/11/2017	343,418	PMTRX00011155	Accounts Payable	481264	Wildman Corporate Apparel	\$100.88
8/11/2017	343,429	PMTRX00011156	Accounts Payable	8780	Dons Garage Inc	\$983.89
8/11/2017	343,431	PMTRX00011156	Accounts Payable	54000843205 8/17	Duke Energy	\$25.50
8/11/2017	343,432	PMTRX00011156	Accounts Payable	30200530205 8/17	Duke Energy	\$7.73
8/11/2017	343,433	PMTRX00011156	Accounts Payable	43500863200 8/17	Duke Energy	\$1,698.97
System:	HISTORICAL DETAILED T 10/5/2018		10:45:50 AM	Page: 117	User Date: 10/5/2018	User ID: skampsen
N Ky Water District						
8/11/2017	343,619	PMTRX00011159	Accounts Payable	4001317594	Cintas #315	\$380.27
8/11/2017	343,623	PMTRX00011159	Accounts Payable	238104	Crescent Springs Hardware	\$26.01
8/11/2017	343,625	PMTRX00011159	Accounts Payable	52800530202 8/17	Duke Energy	\$11.27
8/11/2017	343,626	PMTRX00011159	Accounts Payable	71100846203 8/17	Duke Energy	\$9.11
8/11/2017	343,656	PMTRX00011161	Accounts Payable	6584380	Fisher Scientific	\$2,196.55
8/11/2017	343,686	PMTRX00011162	Accounts Payable	733-090844	KOI Enterprises, Inc	\$65.16
8/11/2017	343,687	PMTRX00011162	Accounts Payable	17-3291	Len Riegler Blacktop, Inc.	\$3,940.50
8/11/2017	343,700	PMTRX00011162	Accounts Payable	3182091200000 8/17	Sanitation District No. 1	\$1,485.59
8/11/2017	343,701	PMTRX00011162	Accounts Payable	3158053737002 8/17	Sanitation District No. 1	\$1,259.94
8/11/2017	343,702	PMTRX00011162	Accounts Payable	3182090100000 8/17	Sanitation District No. 1	\$44.22
8/11/2017	343,703	PMTRX00011162	Accounts Payable	3182090000000 8/17	Sanitation District No. 1	\$1,262.12
8/11/2017	343,704	PMTRX00011162	Accounts Payable	3156059150000 8/17	Sanitation District No. 1	\$16.63
8/11/2017	343,705	PMTRX00011162	Accounts Payable	3182091000003 8/17	Sanitation District No. 1	\$15.12
8/11/2017	343,727	RECVG00002264	Accounts Payable	RCT0000009890	Viking Supply, Inc	\$881.90
8/12/2017	343,709	PMTRX00011162	Accounts Payable	3349244611	Staples Advantage	\$81.57
8/12/2017	343,710	PMTRX00011162	Accounts Payable	3349244613	Staples Advantage	\$170.32
8/12/2017	343,759	PMTRX00011163	Accounts Payable	3349245368	Staples Advantage	\$100.32
8/12/2017	343,760	PMTRX00011163	Accounts Payable	3349245367	Staples Advantage	\$511.47
8/12/2017	344,260	PMTRX00011174	Accounts Payable	26288	Waste Resource Management Inc.	\$981.76

8/13/2017	343,698	PMTRX00011162	Accounts Payable	IVC020001190523	Pridestaff Financial		\$1,360.00		
8/13/2017	343,729	PMTRX00011163	Accounts Payable	220500	Abraxis, LLC		\$1,591.00		
8/14/2017	343,038	PMTRX00011146	Accounts Payable	DAMAGES 08/17	Sholar, Rex		\$3,100.00		
8/14/2017	343,098	PMTRX00011148	Accounts Payable	FORM 5500 2016	VonLehman & Company Inc.		\$650.00		
8/14/2017	343,266	PMTRX00011151	Accounts Payable	927765	Lowe's		\$9.48		
8/14/2017	343,329	PMTRX00011153	Accounts Payable	CI-756668	Univar USA Inc.		\$2,635.92		
8/14/2017	343,392	PMTRX00011155	Accounts Payable	382590	Minuteman/Design Press		\$35.00		
8/14/2017	343,428	PMTRX00011156	Accounts Payable	8801	Dons Garage Inc		\$103.94		
8/14/2017	343,606	PMTRX00011159	Accounts Payable	4419432 8/17	Cincinnati Bell		\$135.29		
8/14/2017	343,607	PMTRX00011159	Accounts Payable	4414090 8/17	Cincinnati Bell		\$407.00		
8/14/2017	343,608	PMTRX00011159	Accounts Payable	4413805 8/17	Cincinnati Bell		\$112.05		
8/14/2017	343,609	PMTRX00011159	Accounts Payable	4413130 8/17	Cincinnati Bell		\$67.64		
8/14/2017	343,610	PMTRX00011159	Accounts Payable	4413118 8/17	Cincinnati Bell		\$65.72		
8/14/2017	343,611	PMTRX00011159	Accounts Payable	4411893 8/17	Cincinnati Bell		\$219.67		
8/14/2017	343,612	PMTRX00011159	Accounts Payable	4411013 8/17	Cincinnati Bell		\$112.05		
8/14/2017	343,613	PMTRX00011159	Accounts Payable	4410896 8/17	Cincinnati Bell		\$61.36		
8/14/2017	343,614	PMTRX00011159	Accounts Payable	4410815 8/17	Cincinnati Bell		\$204.00		
8/14/2017	343,615	PMTRX00011159	Accounts Payable	4410675 8/17	Cincinnati Bell		\$176.56		
8/14/2017	343,616	PMTRX00011159	Accounts Payable	4410482 8/17	Cincinnati Bell		\$562.15		
8/14/2017	343,617	PMTRX00011159	Accounts Payable	4410813 8/17	Cincinnati Bell		\$69.06		
8/14/2017	343,618	PMTRX00011159	Accounts Payable	4419198 8/17	Cincinnati Bell		\$174.08		
8/14/2017	343,627	PMTRX00011159	Accounts Payable	4403644019 8/17	Duke Energy		\$9.56		
8/14/2017	343,652	PMTRX00011161	Accounts Payable	7222515	Fisher Scientific		\$100.17		
8/14/2017	343,666	PMTRX00011161	Accounts Payable	413919	Hall's Paving & Sealing, Inc.		\$6,960.55		
8/14/2017	343,669	PMTRX00011161	Accounts Payable	2262479	Ideal Supplies Inc		\$110.00		
8/14/2017	343,670	PMTRX00011161	Accounts Payable	2262486	Ideal Supplies Inc		\$110.00		
8/14/2017	343,712	PMTRX00011162	Accounts Payable	115850401 8/17	Time Warner Cable		\$110.00		
8/14/2017	343,713	PMTRX00011162	Accounts Payable	SRV018993	TrinSoft, LLC		\$212.50		
8/14/2017	343,745	PMTRX00011163	Accounts Payable	REFUND CREDIT 08/17	Jones, Sandra		\$105.97		
8/14/2017	343,770	PMTRX00011163	Accounts Payable	902685	Lowe's		\$254.40		
8/14/2017	344,205	PMTRX00011173	Accounts Payable	927847	Lowe's		\$22.23		
8/15/2017	343,100	PMCHK00006862	Accounts Payable	91149	Abco Safety	\$394.85			
8/15/2017	343,101	PMCHK00006862	Accounts Payable	91150	Arts Rental Equipment & Supply	\$115.00			
8/15/2017	343,102	PMCHK00006862	Accounts Payable	91151	Badger Meter, Inc	\$81.00			
8/15/2017	343,103	PMCHK00006862	Accounts Payable	91152	Best Way Disposal	\$647.80			
8/15/2017	343,104	PMCHK00006862	Accounts Payable	91153	Boschert, Kathryn	\$126.20			
8/15/2017	343,105	PMCHK00006862	Accounts Payable	91154	Bray Trucking Inc.	\$7,375.93			
8/15/2017	343,106	PMCHK00006862	Accounts Payable	91155	CDW Government Inc.	\$678.56			
8/15/2017	343,107	PMCHK00006862	Accounts Payable	91156	Chick, Nathan	\$30.79			
8/15/2017	343,108	PMCHK00006862	Accounts Payable	91157	Cincinnati Bell	\$9,308.54			
8/15/2017	343,109	PMCHK00006862	Accounts Payable	91158	Chloe, Jay	\$106.88			
8/15/2017	343,110	PMCHK00006862	Accounts Payable	91159	Crescent Springs Hardware	\$49.28			
8/15/2017	343,111	PMCHK00006862	Accounts Payable	91160	Davison, Mary	\$85.59			
8/15/2017	343,112	PMCHK00006862	Accounts Payable	91161	DeLeon, Miriam Tomas	\$25.33			
8/15/2017	343,113	PMCHK00006862	Accounts Payable	91162	Duke Energy	\$42,536.55			
8/15/2017	343,114	PMCHK00006862	Accounts Payable	91163	Dupont Inc	\$222.00			
8/15/2017	343,115	PMCHK00006862	Accounts Payable	91164	Eisner, Zachary	\$56.79			
8/15/2017	343,116	PMCHK00006862	Accounts Payable	91165	Enquirer Media	\$561.38			
8/15/2017	343,117	PMCHK00006862	Accounts Payable	91166	Fifth Third Bank-Visa	\$4,008.81			
8/15/2017	343,118	PMCHK00006862	Accounts Payable	91167	Flach, Amy	\$54.92			
8/15/2017	343,119	PMCHK00006862	Accounts Payable	91168	Gemmer & Sons, Inc.	\$12,699.90			
8/15/2017	343,120	PMCHK00006862	Accounts Payable	91169	Hall's Paving & Sealing, Inc.	\$5,318.80			
8/15/2017	343,121	PMCHK00006862	Accounts Payable	91170	Hedrick, Robert	\$69.20			
8/15/2017	343,122	PMCHK00006862	Accounts Payable	91171	Hillyard Kentucky	\$193.74			
8/15/2017	343,123	PMCHK00006862	Accounts Payable	91172	Hufnagel, Tyler	\$64.82			
System:	HISTORICAL DETAILED T 10/5/2018		10:45:50 AM	Page:	118	User Date:	10/5/2018	User ID:	skampsen
N Ky Water District									
8/15/2017	343,124	PMCHK00006862	Accounts Payable	91173	Industrial Wire Rope Supply Co Inc	\$180.36			
8/15/2017	343,125	PMCHK00006862	Accounts Payable	91174	KEMI	\$4,820.74			
8/15/2017	343,126	PMCHK00006862	Accounts Payable	91175	Kemira Water Solutions, Inc.	\$5,132.72			
8/15/2017	343,127	PMCHK00006862	Accounts Payable	91176	Klocke, William	\$63.92			
8/15/2017	343,128	PMCHK00006862	Accounts Payable	91177	Laughlin, Steven	\$111.86			
8/15/2017	343,129	PMCHK00006862	Accounts Payable	91178	Lowe's	\$325.81			
8/15/2017	343,130	PMCHK00006862	Accounts Payable	91179	Mailender Inc.	\$368.70			

8/15/2017	343,131	PMCHK00006862	Accounts Payable	91180	McKinney, Damian	\$106.17	
8/15/2017	343,132	PMCHK00006862	Accounts Payable	91181	MONY	\$2,653.00	
8/15/2017	343,133	PMCHK00006862	Accounts Payable	91182	Ohio Valley Gasket	\$3,010.77	
8/15/2017	343,134	PMCHK00006862	Accounts Payable	91183	Orr Safety Corporation	\$2,086.09	
8/15/2017	343,135	PMCHK00006862	Accounts Payable	91184	Colleen Medert-Petty Cash	\$173.25	
8/15/2017	343,136	PMCHK00006862	Accounts Payable	91185	Pladies, William	\$47.78	
8/15/2017	343,137	PMCHK00006862	Accounts Payable	91186	Pridestaff Financial	\$1,360.00	
8/15/2017	343,138	PMCHK00006862	Accounts Payable	91187	Pritchard, Jean	\$750.00	
8/15/2017	343,139	PMCHK00006862	Accounts Payable	91188	Richie Trucking	\$1,625.00	
8/15/2017	343,140	PMCHK00006862	Accounts Payable	91189	RUMPKE	\$83.37	
8/15/2017	343,141	PMCHK00006862	Accounts Payable	91190	SafetyWear	\$179.36	
8/15/2017	343,142	PMCHK00006862	Accounts Payable	91191	Schnurr, Fran	\$41.62	
8/15/2017	343,143	PMCHK00006862	Accounts Payable	91192	Sholar, Rex	\$3,100.00	
8/15/2017	343,144	PMCHK00006862	Accounts Payable	91193	SHRM	\$199.00	
8/15/2017	343,145	PMCHK00006862	Accounts Payable	91194	Southern States	\$79.06	
8/15/2017	343,146	PMCHK00006862	Accounts Payable	91195	Staples Advantage	\$62.28	
8/15/2017	343,147	PMCHK00006862	Accounts Payable	91196	Stem, James	\$54.65	
8/15/2017	343,148	PMCHK00006862	Accounts Payable	91197	Stephenson, Mark	\$25.08	
8/15/2017	343,149	PMCHK00006862	Accounts Payable	91198	Verizon Wireless	\$7,461.26	
8/15/2017	343,150	PMCHK00006862	Accounts Payable	91199	Virginia Donohue Trust	\$42.85	
8/15/2017	343,151	PMCHK00006862	Accounts Payable	91200	Vogelpohl Fire Equipment, Inc.	\$399.00	
8/15/2017	343,152	PMCHK00006862	Accounts Payable	91201	VonLehman & Company Inc.	\$650.00	
8/15/2017	343,153	PMCHK00006862	Accounts Payable	91202	Wildman Corporate Apparel	\$33.44	
8/15/2017	343,154	PMCHK00006862	Accounts Payable	91203	Willmoth-Miller, Amber	\$52.16	
8/15/2017	343,155	PMTRX00011149	Accounts Payable	081817DEFCOMP	Kentucky State Treasurer		\$5,430.84
8/15/2017	343,156	PMTRX00011149	Accounts Payable	081817DEFLOANS	Kentucky State Treasurer		\$104.11
8/15/2017	343,157	PMCHK00006863	Accounts Payable	91204	Kentucky State Treasurer	\$5,534.95	
8/15/2017	343,158	PMVPY00001024	Accounts Payable	91185	Pladies, William		\$47.78
8/15/2017	343,344	PMTRX00011154	Accounts Payable	238207	Crescent Springs Hardware		\$76.99
8/15/2017	343,356	PMTRX00011154	Accounts Payable	INV042153	Data Strategy		\$221.62
8/15/2017	343,389	PMTRX00011155	Accounts Payable	925165	Lowe's		\$98.72
8/15/2017	343,393	PMTRX00011155	Accounts Payable	REFUND CREDIT 08/17	Neiswander, Joe		\$126.00
8/15/2017	343,395	PMTRX00011155	Accounts Payable	48993993	OFFICETEAM, Specialized Admin. Staffing		\$792.00
8/15/2017	343,417	PMTRX00011155	Accounts Payable	481744	Wildman Corporate Apparel		\$155.46
8/15/2017	343,600	PMTRX00011159	Accounts Payable	238505-3	Arts Rental Equipment & Supply		\$160.00
8/15/2017	343,635	PMTRX00011159	Accounts Payable	9300832200 8/17	Duke Energy		\$81.97
8/15/2017	343,636	PMTRX00011159	Accounts Payable	97600131200 8/17	Duke Energy		\$11.70
8/15/2017	343,637	PMTRX00011159	Accounts Payable	63782	Dupont Inc		\$358.63
8/15/2017	343,639	PMTRX00011159	Accounts Payable	SI-1614723	Dove Data Products, Inc.		\$130.00
8/15/2017	343,653	PMTRX00011161	Accounts Payable	8061421	Fisher Scientific		\$801.99
8/15/2017	343,671	PMTRX00011161	Accounts Payable	2262517	Ideal Supplies Inc		\$275.00
8/15/2017	343,672	PMTRX00011161	Accounts Payable	2262511	Ideal Supplies Inc		\$157.50
8/15/2017	343,683	PMTRX00011162	Accounts Payable	9017556834	Kemira Water Solutions, Inc.		\$5,022.34
8/15/2017	343,688	PMTRX00011162	Accounts Payable	927090	Lowe's		\$25.39
8/15/2017	343,695	PMTRX00011162	Accounts Payable	5121000 8/17	Owen Electric Cooperative Inc		\$116.83
8/15/2017	343,922	PMTRX00011165	Accounts Payable	9455009900000 8/17	Sanitation District No. 1		\$15.62
8/15/2017	344,185	PMTRX00011173	Accounts Payable	HRP-0000115561	Human Resource Profile Inc		\$50.00
8/16/2017	343,233	PMVPY00001025	Accounts Payable	90709	Prestwood, Frank		\$10.17
8/16/2017	343,234	PMVVR00001335	Accounts Payable	REFUND CREDIT 06/17	Prestwood, Frank	\$10.17	
8/16/2017	343,349	PMTRX00011154	Accounts Payable	238244	Crescent Springs Hardware		\$15.08
8/16/2017	343,350	PMTRX00011154	Accounts Payable	238257	Crescent Springs Hardware		\$64.98
8/16/2017	343,359	PMTRX00011154	Accounts Payable	20236321	Environmental Laboratories, Inc.		\$65.00
8/16/2017	343,365	PMTRX00011154	Accounts Payable	350861367	Humana Dental Ins. Co.		\$993.25
8/16/2017	343,386	PMTRX00011155	Accounts Payable	17-3289	Len Riegler Blacktop, Inc.		\$579.25
8/16/2017	343,387	PMTRX00011155	Accounts Payable	17-3290	Len Riegler Blacktop, Inc.		\$1,830.00
8/16/2017	343,391	PMTRX00011155	Accounts Payable	927352	Lowe's		\$27.70
8/16/2017	343,414	PMTRX00011155	Accounts Payable	1245608	USALCO		\$5,807.96
8/16/2017	343,624	PMTRX00011159	Accounts Payable	37103690014 8/17	Duke Energy		\$10.42
8/16/2017	343,660	PMTRX00011161	Accounts Payable	9529578305	Grainger		\$428.12
8/16/2017	343,661	PMTRX00011161	Accounts Payable	9529590532	Grainger		\$46.48
8/16/2017	343,673	PMTRX00011161	Accounts Payable	2262549	Ideal Supplies Inc		\$682.50
8/16/2017	343,675	PMTRX00011161	Accounts Payable	2262570	Ideal Supplies Inc		\$440.00
8/16/2017	343,685	PMTRX00011162	Accounts Payable	733-091175	KOI Enterprises, Inc		\$152.54
8/16/2017	343,689	PMTRX00011162	Accounts Payable	2252183	Lykins Oil Company		\$1,114.96

8/16/2017	343,690	PMTRX00011162	Accounts Payable	2252185	Lykins Oil Company		\$380.08
8/16/2017	343,691	PMTRX00011162	Accounts Payable	3377148	Mower Express, Inc.		\$117.17
8/16/2017	343,692	PMTRX00011162	Accounts Payable	148361	NetGain Technologies		\$300.00
System:	HISTORICAL DETAILED T 10/5/2018		10:45:50 AM	Page:	119	User Date:	10/5/2018
						User ID:	skampsen
N Ky Water District							
8/16/2017	343,706	PMTRX00011162	Accounts Payable	B18010	Southeastern Equipment Co Inc		\$17.95
8/16/2017	343,711	PMTRX00011162	Accounts Payable	859732	Stoll Keenon Ogden PLLC		\$578.80
8/16/2017	343,730	PMTRX00011163	Accounts Payable	REFUND CREDIT 08/17	Adams, Charles		\$42.81
8/16/2017	343,733	PMTRX00011163	Accounts Payable	REFUND CREDIT 08/17	Baker, Teresa		\$91.51
8/16/2017	343,735	PMTRX00011163	Accounts Payable	REFUND CREDIT 08/17	Childers, Crystal		\$20.84
8/16/2017	343,736	PMTRX00011163	Accounts Payable	REFUND CREDIT 08/17	Dameron, Jay		\$126.42
8/16/2017	343,740	PMTRX00011163	Accounts Payable	REFUND CREDIT 0817	Freyler, Emil		\$4.07
8/16/2017	343,743	PMTRX00011163	Accounts Payable	REFUND CREDIT 08/17	Hartman, Amy		\$46.65
8/16/2017	343,744	PMTRX00011163	Accounts Payable	REFUND CREDIT 08/17	Jerauld, Stacy		\$102.19
8/16/2017	343,746	PMTRX00011163	Accounts Payable	REFUND CREDIT 08/17	Kalin, Shannon		\$58.59
8/16/2017	343,748	PMTRX00011163	Accounts Payable	REFUND CREDIT 08/17	Kenney, Kathy		\$1,000.00
8/16/2017	343,749	PMTRX00011163	Accounts Payable	REFUND CREDIT 08/17	King, Natassia		\$65.82
8/16/2017	343,750	PMTRX00011163	Accounts Payable	REFUND CREDIT 08/17	Kirby, William		\$16.51
8/16/2017	343,753	PMTRX00011163	Accounts Payable	REFUND CREDIT 08/17	McFall, Raymond		\$126.42
8/16/2017	343,754	PMTRX00011163	Accounts Payable	81617	Randy's Rugged Wear		\$1,443.97
8/16/2017	343,755	PMTRX00011163	Accounts Payable	REFUND CREDIT 08/17	Reynolds, Jared		\$19.62
8/16/2017	343,757	PMTRX00011163	Accounts Payable	REFUND CREDIT 08/17	Shields, Jordan		\$36.03
8/16/2017	343,758	PMTRX00011163	Accounts Payable	REFUND CREDIT 08/17	Smith, Blake		\$30.87
8/16/2017	343,762	PMTRX00011163	Accounts Payable	REFUND CREDIT 08/17	Turner, Patricia		\$52.51
8/16/2017	343,763	PMTRX00011163	Accounts Payable	REFUND CREDIT 08/17	Van Gessel, Winni		\$50.76
8/16/2017	343,765	PMTRX00011163	Accounts Payable	REFUND CREDIT 08/17	Williams, David		\$62.53
8/16/2017	343,766	PMTRX00011163	Accounts Payable	REFUND CREDIT 08/17	Willette, Shane		\$8.65
8/16/2017	344,204	PMTRX00011173	Accounts Payable	952427	Lowe's		\$18.54
8/17/2017	343,273	PMVPY00001026	Accounts Payable	91017	Nieswender, Phyllis		\$126.00
8/17/2017	343,274	PMVVR00001336	Accounts Payable	REFUND CREDIT 07/17	Nieswender, Phyllis	\$126.00	
8/17/2017	343,628	PMTRX00011159	Accounts Payable	98003659011 8/17	Duke Energy		\$930.47
8/17/2017	343,629	PMTRX00011159	Accounts Payable	55002055014 8/17	Duke Energy		\$2,622.04
8/17/2017	343,630	PMTRX00011159	Accounts Payable	76203669018 8/17	Duke Energy		\$55.68
8/17/2017	343,631	PMTRX00011159	Accounts Payable	13300564210 8/17	Duke Energy		\$7.96
8/17/2017	343,632	PMTRX00011159	Accounts Payable	30800678010 8/17	Duke Energy		\$24,024.31
8/17/2017	343,655	PMTRX00011161	Accounts Payable	8954749	Fisher Scientific		\$834.11
8/17/2017	343,665	PMTRX00011161	Accounts Payable	413920	Hall's Paving & Sealing, Inc.		\$2,699.20
8/17/2017	343,674	PMTRX00011161	Accounts Payable	2262585	Ideal Supplies Inc		\$131.25
8/17/2017	343,676	PMTRX00011161	Accounts Payable	2262593	Ideal Supplies Inc		\$220.00
8/17/2017	343,677	PMTRX00011161	Accounts Payable	2262600	Ideal Supplies Inc		\$192.50
8/17/2017	343,678	PMTRX00011161	Accounts Payable	2262599	Ideal Supplies Inc		\$275.00
8/17/2017	343,679	PMTRX00011161	Accounts Payable	2262598	Ideal Supplies Inc		\$137.50
8/17/2017	343,694	PMTRX00011162	Accounts Payable	1802-305686	O'Reilly Auto Parts		\$399.99
8/17/2017	343,708	PMTRX00011162	Accounts Payable	8410781	Southern States		\$40.07
8/17/2017	343,734	PMTRX00011163	Accounts Payable	P-7166	BL Anderson Co. Inc.		\$564.20
8/17/2017	343,739	PMTRX00011163	Accounts Payable	74300342209 8/17	Duke Energy		\$111.66
8/17/2017	343,742	PMTRX00011163	Accounts Payable	02412005	Harrington Industrial Plastics		\$56.06
8/17/2017	343,756	PMTRX00011163	Accounts Payable	894252	R & M Welding Products Inc		\$393.55
8/17/2017	343,773	PMTRX00011163	Accounts Payable	INV4102807	Orr Safety Corporation		\$598.01
8/17/2017	343,892	PMTRX00011165	Accounts Payable	5850	B C Engineering Co		\$374.85
8/17/2017	343,990	PMTRX00011167	Accounts Payable	KYERL230387	Fastenal Company		\$1.47
8/17/2017	344,325	RECVG00002269	Accounts Payable	RCT0000009912	Florence Winwater Works		\$699.95
8/17/2017	344,326	RECVG00002269	Accounts Payable	RCT0000009913	Florence Winwater Works		\$9,749.90
8/17/2017	344,351	PMTRX00011177	Accounts Payable	238293	Crescent Springs Hardware		\$45.98
8/17/2017	344,352	PMTRX00011177	Accounts Payable	238294	Crescent Springs Hardware		\$12.99
8/17/2017	344,378	PMTRX00011177	Accounts Payable	35305	Uniforms Manufacturing Inc.		\$89.81
8/17/2017	344,380	PMTRX00011177	Accounts Payable	35306	Uniforms Manufacturing Inc.		\$74.31
8/18/2017	343,388	PMTRX00011155	Accounts Payable	NKWSDBL633284 09/17	Lincoln National Life Insurance Co.		\$5,467.19
8/18/2017	343,438	PMCHK00006867	Accounts Payable	91205	ACE Exterminating Co. / Dawn	\$261.10	
8/18/2017	343,439	PMCHK00006867	Accounts Payable	91206	Aluminum Chemical Specialties	\$8,823.66	
8/18/2017	343,440	PMCHK00006867	Accounts Payable	91207	Arts Rental Equipment & Supply	\$2,621.65	
8/18/2017	343,441	PMCHK00006867	Accounts Payable	91208	Badger Meter, Inc	\$14,119.53	
8/18/2017	343,442	PMCHK00006867	Accounts Payable	91209	BestOne, Tire & Service of Mid America, Inc.	\$379.64	
8/18/2017	343,443	PMCHK00006867	Accounts Payable	91210	Bray Truck & Parts	\$126.50	

8/18/2017	343,444	PMCHK00006867	Accounts Payable	91211	Cains Customs Inc.	\$250.00		
8/18/2017	343,445	PMCHK00006867	Accounts Payable	91212	CDW Government Inc.	\$71.51		
8/18/2017	343,446	PMCHK00006867	Accounts Payable	91213	Chemrite, Inc.	\$29,762.10		
8/18/2017	343,447	PMCHK00006867	Accounts Payable	91214	Cincinnati Bell	\$1,158.72		
8/18/2017	343,448	PMCHK00006867	Accounts Payable	91215	Cintas #315	\$688.78		
8/18/2017	343,449	PMCHK00006867	Accounts Payable	91216	Crescent Springs Hardware	\$509.77		
8/18/2017	343,450	PMCHK00006867	Accounts Payable	91217	Data Strategy	\$221.62		
8/18/2017	343,451	PMCHK00006867	Accounts Payable	91218	DeBra-Kuempel	\$5,472.70		
8/18/2017	343,452	PMCHK00006867	Accounts Payable	91219	Dons Garage Inc	\$2,054.45		
8/18/2017	343,453	PMCHK00006867	Accounts Payable	91220	Dove Data Products, Inc.	\$243.00		
8/18/2017	343,454	PMCHK00006867	Accounts Payable	91221	Duke Energy	\$74,495.33		
8/18/2017	343,455	PMCHK00006867	Accounts Payable	91222	E & H Integrated Systems	\$162.00		
8/18/2017	343,456	PMCHK00006867	Accounts Payable	91223	Environmental Resource Assoc	\$136.68		
8/18/2017	343,457	PMCHK00006867	Accounts Payable	91224	Environmental Laboratories, Inc.	\$130.00		
8/18/2017	343,458	PMCHK00006867	Accounts Payable	91225	Fastenal Company	\$52.54		
System:	HISTORICAL DETAILED T 10/5/2018		10:45:50 AM	Page:	120	User Date:	10/5/2018	User ID: skampsen
N Ky Water District								
8/18/2017	343,459	PMCHK00006867	Accounts Payable	91226	Fedders Feed Co., J. H.	\$417.50		
8/18/2017	343,460	PMCHK00006867	Accounts Payable	91227	Federal Express	\$79.69		
8/18/2017	343,461	PMCHK00006867	Accounts Payable	91228	Ferguson Waterworks	\$714.50		
8/18/2017	343,462	PMCHK00006867	Accounts Payable	91229	Flaig Welding Co Inc	\$30.00		
8/18/2017	343,463	PMCHK00006867	Accounts Payable	91230	Florence Winwater Works	\$7,841.40		
8/18/2017	343,464	PMCHK00006867	Accounts Payable	91231	Fortiline, Inc.	\$1,359.95		
8/18/2017	343,465	PMCHK00006867	Accounts Payable	91232	Grainger	\$1,199.96		
8/18/2017	343,466	PMCHK00006867	Accounts Payable	91233	Greater Comfort Heating & Air	\$225.00		
8/18/2017	343,467	PMCHK00006867	Accounts Payable	91234	Hach Company	\$4,389.51		
8/18/2017	343,468	PMCHK00006867	Accounts Payable	91235	HD Supply Waterworks, Ltd	\$6,318.82		
8/18/2017	343,469	PMCHK00006867	Accounts Payable	91236	Humana Dental Ins. Co.	\$993.25		
8/18/2017	343,470	PMCHK00006867	Accounts Payable	91237	Ideal Supplies Inc	\$8,552.99		
8/18/2017	343,471	PMCHK00006867	Accounts Payable	91238	Jacks Glass Inc	\$69.95		
8/18/2017	343,472	PMCHK00006867	Accounts Payable	91239	Kelley's Auto Body & Trim Shop, Inc.	\$250.00		
8/18/2017	343,473	PMCHK00006867	Accounts Payable	91240	Kemira Water Solutions, Inc.	\$20,362.04		
8/18/2017	343,474	PMCHK00006867	Accounts Payable	91241	KOI Enterprises, Inc	\$517.70		
8/18/2017	343,475	PMCHK00006867	Accounts Payable	91242	Lawn Systems, Inc.	\$5,999.00		
8/18/2017	343,476	PMCHK00006867	Accounts Payable	91243	Len Riegler Blacktop, Inc.	\$2,409.25		
8/18/2017	343,477	PMCHK00006867	Accounts Payable	91244	Lincoln National Life Insurance Co.	\$5,467.19		
8/18/2017	343,478	PMCHK00006867	Accounts Payable	91245	Lowe's	\$563.09		
8/18/2017	343,479	PMCHK00006867	Accounts Payable	91246	Lykins Oil Company	\$882.42		
8/18/2017	343,480	PMCHK00006867	Accounts Payable	91247	Matheson Tri-Gas, Inc.	\$2,276.01		
8/18/2017	343,481	PMCHK00006867	Accounts Payable	91248	Microsoft	\$187.57		
8/18/2017	343,482	PMCHK00006867	Accounts Payable	91249	Minuteman/Design Press	\$380.00		
8/18/2017	343,483	PMCHK00006867	Accounts Payable	91250	Neiswander, Joe	\$126.00		
8/18/2017	343,484	PMCHK00006867	Accounts Payable	91251	OFFICETEAM, Specialized Admin. Staffing	\$1,108.80		
8/18/2017	343,485	PMCHK00006867	Accounts Payable	91252	Ohio Valley Gasket	\$98.75		
8/18/2017	343,486	PMCHK00006867	Accounts Payable	91253	Overhead Door Co of Northern KY	\$240.00		
8/18/2017	343,487	PMCHK00006867	Accounts Payable	91254	Owen Electric Cooperative Inc	\$15,733.80		
8/18/2017	343,488	PMCHK00006867	Accounts Payable	91255	PerkinElmer	\$7,572.00		
8/18/2017	343,489	PMCHK00006867	Accounts Payable	91256	Pitney Bowes Inc.	\$220.98		
8/18/2017	343,490	PMCHK00006867	Accounts Payable	91257	Pridestaff Financial	\$1,360.00		
8/18/2017	343,491	PMCHK00006867	Accounts Payable	91258	Provident Life & Accident Ins.	\$577.75		
8/18/2017	343,492	PMCHK00006867	Accounts Payable	91259	Rawdon Myers Inc	\$2,510.00		
8/18/2017	343,493	PMCHK00006867	Accounts Payable	91260	RNK Environmental Inc	\$288.00		
8/18/2017	343,494	PMCHK00006867	Accounts Payable	91261	Sanitation District No. 1	\$774.29		
8/18/2017	343,495	PMCHK00006867	Accounts Payable	91262	Silver Grove Motors, Inc.	\$85.00		
8/18/2017	343,496	PMCHK00006867	Accounts Payable	91263	Spring Grove Sheet Metal	\$3,215.00		
8/18/2017	343,497	PMCHK00006867	Accounts Payable	91264	Staples Advantage	\$318.79		
8/18/2017	343,498	PMCHK00006867	Accounts Payable	91265	St. Elizabeth Business Health	\$654.00		
8/18/2017	343,499	PMCHK00006867	Accounts Payable	91266	Taylor Brothers Excavating	\$70.00		
8/18/2017	343,500	PMCHK00006867	Accounts Payable	91267	Thatcher Chemical of Florida Inc	\$9,016.80		
8/18/2017	343,501	PMCHK00006867	Accounts Payable	91268	Thermo Electron NA LLC	\$527.00		
8/18/2017	343,502	PMCHK00006867	Accounts Payable	91269	TPF Inc	\$325.44		
8/18/2017	343,503	PMCHK00006867	Accounts Payable	91270	TrinSoft, LLC	\$42.50		
8/18/2017	343,504	PMCHK00006867	Accounts Payable	91271	Truck and Trailer Supply	\$760.14		
8/18/2017	343,505	PMCHK00006867	Accounts Payable	91272	Univar USA Inc.	\$20,778.69		

8/18/2017	343,506	PMCHK00006867	Accounts Payable	91273	United Healthcare Insurance	\$258,197.92			
8/18/2017	343,507	PMCHK00006867	Accounts Payable	91274	USALCO	\$17,376.68			
8/18/2017	343,508	PMCHK00006867	Accounts Payable	91275	US Bank Equipment Finance	\$1,076.70			
8/18/2017	343,509	PMCHK00006867	Accounts Payable	91276	Vertical Systems Elevator	\$256.79			
8/18/2017	343,510	PMCHK00006867	Accounts Payable	91277	Viking Supply, Inc	\$8,892.23			
8/18/2017	343,511	PMCHK00006867	Accounts Payable	91278	Waste Resource Management Inc.	\$2,400.64			
8/18/2017	343,512	PMCHK00006867	Accounts Payable	91279	Wessel Lawncare & Landscaping	\$2,453.36			
8/18/2017	343,513	PMCHK00006867	Accounts Payable	91280	Wildman Corporate Apparel	\$314.42			
8/18/2017	343,514	PMVPY00001027	Accounts Payable	86739	Himes Andrew		\$70.12		
8/18/2017	343,515	PMVVR00001338	Accounts Payable	REFUND DEPOSIT	Himes Andrew	\$70.12			
8/18/2017	343,633	PMTRX00011159	Accounts Payable	92203548011 8/17	Duke Energy		\$26.20		
8/18/2017	343,634	PMTRX00011159	Accounts Payable	16503714012 8/17	Duke Energy		\$7.73		
8/18/2017	343,640	PMVPY00001028	Accounts Payable	91279	Wessel Lawncare & Landscaping		\$2,453.36		
8/18/2017	343,650	PMTRX00011161	Accounts Payable	9291708	Fisher Scientific		\$874.11		
8/18/2017	343,680	PMTRX00011161	Accounts Payable	2262620	Ideal Supplies Inc		\$105.00		
8/18/2017	343,681	PMTRX00011161	Accounts Payable	2262631	Ideal Supplies Inc		\$330.00		
8/18/2017	343,684	PMTRX00011162	Accounts Payable	9017557355	Kemira Water Solutions, Inc.		\$5,327.51		
8/18/2017	343,714	PMTRX00011162	Accounts Payable	CI-757262	Univar USA Inc.		\$2,640.61		
8/18/2017	343,725	RECVG00002264	Accounts Payable	RCT0000009888	HD Supply Waterworks, Ltd		\$1,802.40		
8/18/2017	343,738	PMTRX00011163	Accounts Payable	21100162200 8/17	Duke Energy		\$15.84		
8/18/2017	343,752	PMTRX00011163	Accounts Payable	925633	Lowe's		\$28.49		
8/18/2017	343,772	PMTRX00011163	Accounts Payable	INV4103961	Orr Safety Corporation		\$50.52		
8/18/2017	343,905	PMTRX00011165	Accounts Payable	4001379428	Cintas #315		\$680.08		
8/18/2017	343,906	PMTRX00011165	Accounts Payable	8868	Dons Garage Inc		\$1,844.67		
8/18/2017	343,976	RECVG00002266	Accounts Payable	RCT0000009902	Viking Supply, Inc		\$185.00		
8/18/2017	344,000	PMTRX00011167	Accounts Payable	894544	R & M Welding Products Inc		\$26.35		
8/19/2017	343,898	PMTRX00011165	Accounts Payable	5789898 8/17	Cincinnati Bell		\$1,713.33		
System:	HISTORICAL DETAILED T 10/5/2018		10:45:50 AM	Page:	121	User Date:	10/5/2018	User ID:	skampsen
N Ky Water District									
8/19/2017	343,901	PMTRX00011165	Accounts Payable	5788795 8/17	Cincinnati Bell		\$136.02		
8/19/2017	343,902	PMTRX00011165	Accounts Payable	3413035 8/17	Cincinnati Bell		\$168.06		
8/19/2017	343,903	PMTRX00011165	Accounts Payable	2830886 8/17	Cincinnati Bell		\$67.64		
8/19/2017	343,923	PMTRX00011165	Accounts Payable	3349859993	Staples Advantage		\$84.44		
8/19/2017	344,346	PMTRX00011177	Accounts Payable	P461378378 08/17	Cincinnati Bell		\$648.50		
8/20/2017	343,904	PMTRX00011165	Accounts Payable	896115 8/17	Cincinnati Bell Any Distance		\$127.08		
8/20/2017	344,166	PMTRX00011173	Accounts Payable	AR00158239	Badger Daylighting Corp.		\$895.00		
8/20/2017	344,167	PMTRX00011173	Accounts Payable	AR00158242	Badger Daylighting Corp.		\$895.00		
8/20/2017	344,168	PMTRX00011173	Accounts Payable	AR00158246	Badger Daylighting Corp.		\$895.00		
8/20/2017	344,248	PMTRX00011174	Accounts Payable	IVC020001193029	Pridestaff Financial		\$1,360.00		
8/21/2017	343,638	PMTRX00011159	Accounts Payable	SI-1616036	Dove Data Products, Inc.		\$332.00		
8/21/2017	343,715	PMTRX00011162	Accounts Payable	27920	United Window Cleaning Co., Inc.		\$40.00		
8/21/2017	343,747	PMTRX00011163	Accounts Payable	733-091496	KOI Enterprises, Inc		\$32.40		
8/21/2017	343,767	PMTRX00011163	Accounts Payable	654499	Abco Safety		\$20.65		
8/21/2017	343,890	PMTRX00011165	Accounts Payable	ACE210591	Ace-Tex Enterprises, Inc.		\$386.15		
8/21/2017	343,927	PMTRX00011165	Accounts Payable	9273	Wessel Lawncare & Landscaping		\$500.00		
8/21/2017	343,986	PMTRX00011167	Accounts Payable	9800343205 8/17	Duke Energy		\$992.96		
8/21/2017	344,187	PMTRX00011173	Accounts Payable	2262668	Ideal Supplies Inc		\$600.00		
8/21/2017	344,188	PMTRX00011173	Accounts Payable	2262683	Ideal Supplies Inc		\$165.00		
8/21/2017	344,189	PMTRX00011173	Accounts Payable	2262684	Ideal Supplies Inc		\$840.00		
8/21/2017	344,272	RECVG00002268	Accounts Payable	RCT0000009909	IDEXX Distribution, Inc.		\$3,542.81		
8/22/2017	343,521	PMTRX00011157	Accounts Payable	082517DEFCOMP	Kentucky State Treasurer		\$5,515.84		
8/22/2017	343,522	PMTRX00011157	Accounts Payable	082517DEFLOANS	Kentucky State Treasurer		\$104.11		
8/22/2017	343,523	PMCHK00006868	Accounts Payable	91281	Kentucky State Treasurer	\$5,619.95			
8/22/2017	343,651	PMTRX00011161	Accounts Payable	9762291	Fisher Scientific		\$1,118.29		
8/22/2017	343,658	PMTRX00011161	Accounts Payable	LX-90914	Gibson BioScience		\$93.93		
8/22/2017	343,693	PMTRX00011162	Accounts Payable	49042672	OFFICETEAM, Specialized Admin. Staffing		\$791.60		
8/22/2017	343,697	PMTRX00011162	Accounts Payable	PETTY CASH 08/17	Lori Simpson / Petty Cash		\$90.42		
8/22/2017	343,724	RECVG00002264	Accounts Payable	RCT0000009887	HD Supply Waterworks, Ltd		\$1,715.50		
8/22/2017	343,728	RECVG00002264	Accounts Payable	RCT0000009891	Viking Supply, Inc		\$42.00		
8/22/2017	343,737	PMTRX00011163	Accounts Payable	80368	Document Destruction		\$140.00		
8/22/2017	343,761	PMTRX00011163	Accounts Payable	REFUND WSC 37326	Steinke, Paige		\$400.00		
8/22/2017	343,896	PMTRX00011165	Accounts Payable	REFUND CREDIT 08/17	Colina, Maria		\$60.00		
8/22/2017	343,899	PMTRX00011165	Accounts Payable	5810345 8/17	Cincinnati Bell		\$65.72		
8/22/2017	343,900	PMTRX00011165	Accounts Payable	2923619 8/17	Cincinnati Bell		\$120.16		



8/22/2017	343,907	PMTRX00011165	Accounts Payable	55600815015 8/17	Duke Energy		\$26,486.64
8/22/2017	343,908	PMTRX00011165	Accounts Payable	30903811010 8/17	Duke Energy		\$386.52
8/22/2017	343,912	PMTRX00011165	Accounts Payable	REFUND CREDIT 08/17	Garrard, Troy		\$150.43
8/22/2017	343,920	PMTRX00011165	Accounts Payable	5121004 8/17	Owen Electric Cooperative Inc		\$33.49
8/22/2017	343,965	RECVG00002265	Accounts Payable	RCT0000009892	General Foundries, Inc.		\$437.50
8/22/2017	344,002	PMTRX00011167	Accounts Payable	9020739384	Thermo Electron NA LLC		\$193.43
8/22/2017	344,004	PMTRX00011167	Accounts Payable	REIMBURSE CDL 08/17	Williams, Jacob		\$85.00
8/22/2017	344,186	PMTRX00011173	Accounts Payable	2262716	Ideal Supplies Inc		\$550.00
8/22/2017	344,195	PMTRX00011173	Accounts Payable	2262704	Ideal Supplies Inc		\$550.00
8/22/2017	344,196	PMTRX00011173	Accounts Payable	2262711	Ideal Supplies Inc		\$210.00
8/22/2017	344,197	PMTRX00011173	Accounts Payable	2262715	Ideal Supplies Inc		\$192.50
8/22/2017	344,287	PMTRX00011175	Accounts Payable	93218595	Rexnord Industries LLC		\$191.28
8/22/2017	344,374	PMTRX00011177	Accounts Payable	895228	R & M Welding Products Inc		\$81.00
8/22/2017	344,375	PMTRX00011177	Accounts Payable	895023	R & M Welding Products Inc		\$49.09
8/23/2017	343,707	PMTRX00011162	Accounts Payable	8456745	Southern States		\$102.51
8/23/2017	343,726	RECVG00002264	Accounts Payable	RCT0000009889	Florence Winwater Works		\$3,399.95
8/23/2017	343,751	PMTRX00011163	Accounts Payable	REFUND CREDIT 08/17	Line-X of Southern Ohio		\$160.00
8/23/2017	343,769	PMTRX00011163	Accounts Payable	903807	Lowe's		\$132.88
8/23/2017	343,910	PMTRX00011165	Accounts Payable	28203690012 8/17	Duke Energy		\$14.42
8/23/2017	343,915	PMTRX00011165	Accounts Payable	12034	Line-X of Southern Ohio		\$160.00
8/23/2017	343,925	PMTRX00011165	Accounts Payable	CI-757613	Univar USA Inc.		\$6,492.81
8/23/2017	343,972	RECVG00002266	Accounts Payable	RCT0000009898	Florence Winwater Works		\$599.00
8/23/2017	343,974	RECVG00002266	Accounts Payable	RCT0000009900	Viking Supply, Inc		\$247.20
8/23/2017	343,975	RECVG00002266	Accounts Payable	RCT0000009901	Viking Supply, Inc		\$1,800.00
8/23/2017	343,980	PMTRX00011167	Accounts Payable	4001418663	Cintas #315		\$557.05
8/23/2017	343,981	PMTRX00011167	Accounts Payable	4001418254	Cintas #315		\$276.53
8/23/2017	343,987	PMTRX00011167	Accounts Payable	80000694200 8/17	Duke Energy		\$631.38
8/23/2017	343,991	PMTRX00011167	Accounts Payable	108075	Filterous		\$322.67
8/23/2017	343,997	PMTRX00011167	Accounts Payable	894729	R & M Welding Products Inc		\$457.52
8/23/2017	344,184	PMTRX00011173	Accounts Payable	413921	Hall's Paving & Sealing, Inc.		\$5,471.20
8/23/2017	344,194	PMTRX00011173	Accounts Payable	2262735	Ideal Supplies Inc		\$270.00
8/23/2017	344,206	PMTRX00011173	Accounts Payable	927883	Lowe's		\$596.61
8/23/2017	344,366	PMTRX00011177	Accounts Payable	9536531305	Grainger		\$99.11
8/23/2017	344,384	PMTRX00011177	Accounts Payable	9791511396	Verizon Wireless		\$150.10
8/24/2017	343,894	PMTRX00011165	Accounts Payable	REFUND CREDIT 08/17	Brandenburg, Lisa		\$500.48
8/24/2017	343,897	PMTRX00011165	Accounts Payable	JXD6028	CDW Government Inc.		\$85.69
8/24/2017	343,909	PMTRX00011165	Accounts Payable	81903790016 8/17	Duke Energy		\$8.19
8/24/2017	343,924	PMTRX00011165	Accounts Payable	CI-757665	Univar USA Inc.		\$2,788.51
8/24/2017	343,926	PMTRX00011165	Accounts Payable	1246362	USALCO		\$5,786.72
System:	HISTORICAL DETAILED T 10/5/2018		10:45:50 AM	122	User Date:	10/5/2018	User ID: skampsen
N Ky Water District							
8/24/2017	343,966	RECVG00002265	Accounts Payable	RCT0000009893	Viking Supply, Inc		\$1,150.00
8/24/2017	343,973	RECVG00002266	Accounts Payable	RCT0000009899	Pollard Water		\$1,610.24
8/24/2017	343,977	PMTRX00011167	Accounts Payable	113518368	Agilent Technologies		\$410.12
8/24/2017	344,027	PMTRX00011168	Accounts Payable	10604154	Hach Company		\$315.89
8/24/2017	344,037	PMVVR00001340	Accounts Payable	113518368	Agilent Technologies	\$410.12	
8/24/2017	344,038	PMTRX00011169	Accounts Payable	113518368	Agilent Technologies		\$378.90
8/24/2017	344,039	PMVVR00001341	Accounts Payable	113518368	Agilent Technologies	\$378.90	
8/24/2017	344,040	PMTRX00011170	Accounts Payable	113518368..	Agilent Technologies		\$386.90
8/24/2017	344,192	PMTRX00011173	Accounts Payable	2262770	Ideal Supplies Inc		\$540.00
8/24/2017	344,193	PMTRX00011173	Accounts Payable	2262757	Ideal Supplies Inc		\$220.00
8/24/2017	344,328	RECVG00002269	Accounts Payable	RCT0000009915	Florence Winwater Works		\$804.18
8/24/2017	344,337	PMTRX00011177	Accounts Payable	T8CVY901	ADI		\$193.25
8/24/2017	344,371	PMTRX00011177	Accounts Payable	11352	Klingenberg's - Covington		\$13.48
8/25/2017	343,774	PMCHK00006871	Accounts Payable	91282	Abco Safety	\$20.65	
8/25/2017	343,775	PMCHK00006871	Accounts Payable	91283	Abraxis, LLC	\$1,591.00	
8/25/2017	343,776	PMCHK00006871	Accounts Payable	91284	Adams, Charles	\$42.81	
8/25/2017	343,777	PMCHK00006871	Accounts Payable	91285	Aramark	\$64.10	
8/25/2017	343,778	PMCHK00006871	Accounts Payable	91286	Arts Rental Equipment & Supply	\$160.00	
8/25/2017	343,779	PMCHK00006871	Accounts Payable	91287	AWWA	\$83.00	
8/25/2017	343,780	PMCHK00006871	Accounts Payable	91288	Baker Corp.	\$710.00	
8/25/2017	343,781	PMCHK00006871	Accounts Payable	91289	Baker, Teresa	\$91.51	
8/25/2017	343,782	PMCHK00006871	Accounts Payable	91290	B C Engineering Co	\$873.00	
8/25/2017	343,783	PMCHK00006871	Accounts Payable	91291	Becknell-Coghill Inc	\$25,020.00	

8/25/2017	343,784	PMCHK00006871	Accounts Payable	91292	BL Anderson Co. Inc.	\$564.20	
8/25/2017	343,785	PMCHK00006871	Accounts Payable	91293	Burgess & Niple	\$304.21	
8/25/2017	343,786	PMCHK00006871	Accounts Payable	91294	Childers, Crystal	\$20.84	
8/25/2017	343,787	PMCHK00006871	Accounts Payable	91295	Cincinnati Bell	\$2,366.63	
8/25/2017	343,788	PMCHK00006871	Accounts Payable	91296	Cintas #315	\$1,213.85	
8/25/2017	343,789	PMCHK00006871	Accounts Payable	91297	Clean Harbors Env. Services	\$1,845.00	
8/25/2017	343,790	PMCHK00006871	Accounts Payable	91298	Crescent Springs Hardware	\$26.01	
8/25/2017	343,791	PMCHK00006871	Accounts Payable	91299	Dameron, Jay	\$126.42	
8/25/2017	343,792	PMCHK00006871	Accounts Payable	91300	Document Destruction	\$140.00	
8/25/2017	343,793	PMCHK00006871	Accounts Payable	91301	Dove Data Products, Inc.	\$462.00	
8/25/2017	343,794	PMCHK00006871	Accounts Payable	91302	Duke Energy	\$27,935.92	
8/25/2017	343,795	PMCHK00006871	Accounts Payable	91303	Dupont Inc	\$358.63	
8/25/2017	343,796	PMCHK00006871	Accounts Payable	91304	Eckstein Roofing Co.	\$380.00	
8/25/2017	343,797	PMCHK00006871	Accounts Payable	91305	Elfers John Jr	\$139.96	
8/25/2017	343,798	PMCHK00006871	Accounts Payable	91306	Enquirer Media	\$879.38	
8/25/2017	343,799	PMCHK00006871	Accounts Payable	91307	Fisher Scientific	\$5,987.90	
8/25/2017	343,800	PMCHK00006871	Accounts Payable	91308	Florence Winwater Works	\$3,399.95	
8/25/2017	343,801	PMCHK00006871	Accounts Payable	91309	Flynn Metering Systems	\$300.84	
8/25/2017	343,802	PMCHK00006871	Accounts Payable	91310	Freyler, Emil	\$4.07	
8/25/2017	343,803	PMCHK00006871	Accounts Payable	91311	Gibson BioScience	\$93.93	
8/25/2017	343,804	PMCHK00006871	Accounts Payable	91312	Gleason Electric Inc	\$541.50	
8/25/2017	343,805	PMCHK00006871	Accounts Payable	91313	Grainger	\$474.60	
8/25/2017	343,806	PMCHK00006871	Accounts Payable	91314	Hach Company	\$876.05	
8/25/2017	343,807	PMCHK00006871	Accounts Payable	91315	Haggard, Jeffrey	\$131.02	
8/25/2017	343,808	PMCHK00006871	Accounts Payable	91316	Hall's Paving & Sealing, Inc.	\$9,659.75	
8/25/2017	343,809	PMCHK00006871	Accounts Payable	91317	Harrington Industrial Plastics	\$56.06	
8/25/2017	343,810	PMCHK00006871	Accounts Payable	91318	Hartman, Amy	\$46.65	
8/25/2017	343,811	PMCHK00006871	Accounts Payable	91319	HD Supply Waterworks, Ltd	\$3,517.90	
8/25/2017	343,812	PMCHK00006871	Accounts Payable	91320	Himes Andrew	\$70.12	
8/25/2017	343,813	PMCHK00006871	Accounts Payable	91321	Human Resource Profile Inc	\$50.00	
8/25/2017	343,814	PMCHK00006871	Accounts Payable	91322	Ideal Supplies Inc	\$3,303.75	
8/25/2017	343,815	PMCHK00006871	Accounts Payable	91323	Jerauld, Stacy	\$102.19	
8/25/2017	343,816	PMCHK00006871	Accounts Payable	91324	Jones, Sandra	\$105.97	
8/25/2017	343,817	PMCHK00006871	Accounts Payable	91325	Kalin, Shannon	\$58.59	
8/25/2017	343,818	PMCHK00006871	Accounts Payable	91326	Kemira Water Solutions, Inc.	\$10,349.85	
8/25/2017	343,819	PMCHK00006871	Accounts Payable	91327	KOI Enterprises, Inc	\$250.10	
8/25/2017	343,820	PMCHK00006871	Accounts Payable	91328	Kenney, Kathy	\$1,000.00	
8/25/2017	343,821	PMCHK00006871	Accounts Payable	91329	King, Natassia	\$65.82	
8/25/2017	343,822	PMCHK00006871	Accounts Payable	91330	Kirby, William	\$16.51	
8/25/2017	343,823	PMCHK00006871	Accounts Payable	91331	Len Riegler Blacktop, Inc.	\$3,940.50	
8/25/2017	343,824	PMCHK00006871	Accounts Payable	91332	Line-X of Southern Ohio	\$160.00	
8/25/2017	343,825	PMCHK00006871	Accounts Payable	91333	Lowe's	\$441.16	
8/25/2017	343,826	PMCHK00006871	Accounts Payable	91334	Lykins Oil Company	\$1,495.04	
8/25/2017	343,827	PMCHK00006871	Accounts Payable	91335	McFall, Raymond	\$126.42	
8/25/2017	343,828	PMCHK00006871	Accounts Payable	91336	Mine Safety Appliances Co. LLC	\$464.94	
8/25/2017	343,829	PMCHK00006871	Accounts Payable	91337	Mower Express, Inc.	\$117.17	
8/25/2017	343,830	PMCHK00006871	Accounts Payable	91338	NetGain Technologies	\$300.00	
8/25/2017	343,831	PMCHK00006871	Accounts Payable	91339	OFFICETEAM, Specialized Admin. Staffing	\$791.60	
8/25/2017	343,832	PMCHK00006871	Accounts Payable	91340	O'Reilly Auto Parts	\$399.99	
8/25/2017	343,833	PMCHK00006871	Accounts Payable	91341	Orr Safety Corporation	\$648.53	
8/25/2017	343,834	PMCHK00006871	Accounts Payable	91342	Owen Electric Cooperative Inc	\$116.83	
System:	HISTORICAL DETAILED T 10/5/2018		10:45:50 AM	Page:	123	User Date: 10/5/2018	User ID: skampsen
N Ky Water District							
8/25/2017	343,835	PMCHK00006871	Accounts Payable	91343	Pacific Interpreters	\$18.85	
8/25/2017	343,836	PMCHK00006871	Accounts Payable	91344	Lori Simpson / Petty Cash	\$90.42	
8/25/2017	343,837	PMCHK00006871	Accounts Payable	91345	Pridestaff Financial	\$1,360.00	
8/25/2017	343,838	PMCHK00006871	Accounts Payable	91346	Randy's Rugged Wear	\$1,443.97	
8/25/2017	343,839	PMCHK00006871	Accounts Payable	91347	Reynolds, Jared	\$19.62	
8/25/2017	343,840	PMCHK00006871	Accounts Payable	91348	R & M Welding Products Inc	\$687.18	
8/25/2017	343,841	PMCHK00006871	Accounts Payable	91349	Sanitation District No. 1	\$4,083.62	
8/25/2017	343,842	PMCHK00006871	Accounts Payable	91350	Shields, Jordan	\$36.03	
8/25/2017	343,843	PMCHK00006871	Accounts Payable	91351	Smith, Blake	\$30.87	
8/25/2017	343,844	PMCHK00006871	Accounts Payable	91352	Southeastern Equipment Co Inc	\$17.95	
8/25/2017	343,845	PMCHK00006871	Accounts Payable	91353	Southern States	\$142.58	

8/25/2017	343,846	PMCHK00006871	Accounts Payable	91354	Staples Advantage	\$863.68	
8/25/2017	343,847	PMCHK00006871	Accounts Payable	91355	Steinke, Paige	\$400.00	
8/25/2017	343,848	PMCHK00006871	Accounts Payable	91356	Stoll Keenon Ogden PLLC	\$578.80	
8/25/2017	343,849	PMCHK00006871	Accounts Payable	91357	Time Warner Cable	\$110.00	
8/25/2017	343,850	PMCHK00006871	Accounts Payable	91358	TrinSoft, LLC	\$212.50	
8/25/2017	343,851	PMCHK00006871	Accounts Payable	91359	Turner, Patricia	\$52.51	
8/25/2017	343,852	PMCHK00006871	Accounts Payable	91360	Univar USA Inc.	\$2,640.61	
8/25/2017	343,853	PMCHK00006871	Accounts Payable	91361	United Window Cleaning Co., Inc.	\$40.00	
8/25/2017	343,854	PMCHK00006871	Accounts Payable	91362	Van Gessel, Winni	\$50.76	
8/25/2017	343,855	PMCHK00006871	Accounts Payable	91363	Viking Supply, Inc	\$923.90	
8/25/2017	343,856	PMCHK00006871	Accounts Payable	91364	Wessel Lawncare & Landscaping	\$2,543.36	
8/25/2017	343,857	PMCHK00006871	Accounts Payable	91365	Wesley, Robin	\$972.98	
8/25/2017	343,858	PMCHK00006871	Accounts Payable	91366	Wilder Winnelson	\$686.65	
8/25/2017	343,859	PMCHK00006871	Accounts Payable	91367	Williams, David	\$62.53	
8/25/2017	343,860	PMCHK00006871	Accounts Payable	91368	Willette, Shane	\$8.65	
8/25/2017	343,861	PMVPY00001029	Accounts Payable	91365	Wesley, Robin		\$972.98
8/25/2017	343,862	PMVPY00001029	Accounts Payable	91366	Wilder Winnelson		\$686.65
8/25/2017	343,863	PMVPY00001029	Accounts Payable	91367	Williams, David		\$62.53
8/25/2017	343,864	PMVPY00001029	Accounts Payable	91368	Willette, Shane		\$8.65
8/25/2017	343,865	PMCHK00006872	Accounts Payable	91369	Wesley, Robin	\$972.98	
8/25/2017	343,866	PMCHK00006872	Accounts Payable	91370	Wilder Winnelson	\$686.65	
8/25/2017	343,867	PMCHK00006872	Accounts Payable	91371	Williams, David	\$62.53	
8/25/2017	343,868	PMCHK00006872	Accounts Payable	91372	Willette, Shane	\$8.65	
8/25/2017	343,891	PMTRX00011165	Accounts Payable	652654	A & S Electric Supply, Inc.		\$50.20
8/25/2017	343,893	PMTRX00011165	Accounts Payable	8026093	BestOne, Tire & Service of Mid America, Inc.		\$3,635.00
8/25/2017	343,895	PMTRX00011165	Accounts Payable	4001440812	Cintas #315		\$56.30
8/25/2017	343,914	PMTRX00011165	Accounts Payable	733-489039	KOI Enterprises, Inc		\$194.85
8/25/2017	343,968	RECVG00002265	Accounts Payable	RCT0000009895	HD Supply Waterworks, Ltd		\$14,373.00
8/25/2017	343,982	PMTRX00011167	Accounts Payable	4001441038	Cintas #315		\$562.50
8/25/2017	343,985	PMTRX00011167	Accounts Payable	51502144018 8/17	Duke Energy		\$36.41
8/25/2017	343,988	PMTRX00011167	Accounts Payable	KYERL230671	Fastenal Company		\$1,473.15
8/25/2017	343,989	PMTRX00011167	Accounts Payable	KYERL230672	Fastenal Company		\$226.77
8/25/2017	343,998	PMTRX00011167	Accounts Payable	894730	R & M Welding Products Inc		\$2.80
8/25/2017	343,999	PMTRX00011167	Accounts Payable	894728	R & M Welding Products Inc		\$28.26
8/25/2017	344,022	PMTRX00011168	Accounts Payable	C2792-1	Arts Rental Equipment & Supply	\$62.00	
8/25/2017	344,024	PMTRX00011168	Accounts Payable	8400403202 8/17	Duke Energy		\$8.13
8/25/2017	344,025	PMTRX00011168	Accounts Payable	87400403218 8/17	Duke Energy		\$32.42
8/25/2017	344,026	PMTRX00011168	Accounts Payable	238962	E & H Integrated Systems		\$475.00
8/25/2017	344,035	PMTRX00011168	Accounts Payable	140175801 8/17	Time Warner Cable		\$248.19
8/25/2017	344,170	PMTRX00011173	Accounts Payable	1007823 8/17	Cincinnati Bell		\$241.35
8/25/2017	344,171	PMTRX00011173	Accounts Payable	7810420 8/17	Cincinnati Bell		\$67.99
8/25/2017	344,172	PMTRX00011173	Accounts Payable	7811203 8/17	Cincinnati Bell		\$189.08
8/25/2017	344,173	PMTRX00011173	Accounts Payable	7811600 8/17	Cincinnati Bell		\$332.90
8/25/2017	344,174	PMTRX00011173	Accounts Payable	4410536 8/17	Cincinnati Bell		\$250.56
8/25/2017	344,190	PMTRX00011173	Accounts Payable	2262804	Ideal Supplies Inc		\$550.00
8/25/2017	344,191	PMTRX00011173	Accounts Payable	2262803	Ideal Supplies Inc		\$225.00
8/25/2017	344,198	PMTRX00011173	Accounts Payable	9017558188	Kemira Water Solutions, Inc.		\$5,048.31
8/25/2017	344,289	PMTRX00011175	Accounts Payable	9791703050	Verizon Wireless		\$7,475.30
8/26/2017	344,259	PMTRX00011174	Accounts Payable	26346	Waste Resource Management Inc.		\$336.32
8/26/2017	344,340	PMTRX00011177	Accounts Payable	4480307 8/17	Cincinnati Bell		\$64.38
8/26/2017	344,341	PMTRX00011177	Accounts Payable	5811080 8/17	Cincinnati Bell		\$298.01
8/27/2017	344,247	PMTRX00011174	Accounts Payable	IVC020001195914	Pridestaff Financial		\$1,360.00
8/28/2017	343,873	PMCHK00006873	Accounts Payable	91373	Kentucky State Treasurer	\$5,619.95	
8/28/2017	343,921	PMTRX00011165	Accounts Payable	894749	R & M Welding Products Inc		\$50.40
8/28/2017	343,984	PMTRX00011167	Accounts Payable	SI-1617919	Dove Data Products, Inc.		\$225.00
8/28/2017	343,992	PMTRX00011167	Accounts Payable	479094	Fisher Scientific		\$189.39
8/28/2017	344,001	PMTRX00011167	Accounts Payable	9605	Scientific Equipment Service, Inc.		\$1,474.00
8/28/2017	344,178	PMTRX00011173	Accounts Payable	10300223228 8/17	Duke Energy		\$8,648.35
8/28/2017	344,179	PMTRX00011173	Accounts Payable	11402057019 8/17	Duke Energy		\$38.80
8/28/2017	344,244	PMTRX00011174	Accounts Payable	5121002 8/17	Owen Electric Cooperative Inc		\$55.05
8/28/2017	344,268	RECVG00002268	Accounts Payable	RCT0000009904	Fortiline, Inc.		\$605.25
8/28/2017	344,269	RECVG00002268	Accounts Payable	RCT0000009905	Fortiline, Inc.		\$471.00
8/29/2017	343,913	PMTRX00011165	Accounts Payable	TUITION 08/17	Hodges, Nathan		\$2,570.90

System: HISTORICAL DETAILED T 10/5/2018

10:45:50 AM

Page:

124

User Date:

10/5/2018

User ID:

skampsen

N Ky Water District

8/29/2017	343,970	RECVG00002266	Accounts Payable	RCT0000009896	Core & Main		\$8,373.00
8/29/2017	343,971	RECVG00002266	Accounts Payable	RCT0000009897	Core & Main		\$6,524.75
8/29/2017	343,978	PMTRX00011167	Accounts Payable	652742	A & S Electric Supply, Inc.		\$43.77
8/29/2017	343,993	PMTRX00011167	Accounts Payable	382707	Minuteman/Design Press		\$345.00
8/29/2017	343,994	PMTRX00011167	Accounts Payable	49093074	OFFICETEAM, Specialized Admin. Staffing		\$475.20
8/29/2017	344,003	PMTRX00011167	Accounts Payable	REFUND CREDIT 08/17	Townsend, Rick		\$72.09
8/29/2017	344,032	PMTRX00011168	Accounts Payable	2338954	RUMPK		\$120.00
8/29/2017	344,177	PMTRX00011173	Accounts Payable	27102181013 8/17	Duke Energy		\$8.05
8/29/2017	344,183	PMTRX00011173	Accounts Payable	413922	Hall's Paving & Sealing, Inc.		\$1,924.80
8/29/2017	344,270	RECVG00002268	Accounts Payable	RCT0000009907	Viking Supply, Inc		\$883.00
8/29/2017	344,271	RECVG00002268	Accounts Payable	RCT0000009908	Viking Supply, Inc		\$9,607.50
8/29/2017	344,275	PMTRX00011175	Accounts Payable	113539687	Agilent Technologies		\$901.78
8/29/2017	344,338	PMTRX00011177	Accounts Payable	4910801 8/17	Cincinnati Bell		\$129.26
8/29/2017	344,342	PMTRX00011177	Accounts Payable	1031033 8/17	Cincinnati Bell		\$115.94
8/29/2017	344,376	PMTRX00011177	Accounts Payable	2376	RNK Environmental Inc		\$378.00
8/30/2017	343,933	PMTRX00011166	Accounts Payable	802006	Kentucky State Treasurer		\$52.88
8/30/2017	343,934	PMCHK00006874	Accounts Payable	91374	Kentucky State Treasurer	\$52.88	
8/30/2017	343,979	PMTRX00011167	Accounts Payable	652792	A & S Electric Supply, Inc.		\$208.00
8/30/2017	343,983	PMTRX00011167	Accounts Payable	UNIFORMS 08/17	Cundiff, Joel		\$102.56
8/30/2017	343,995	PMTRX00011167	Accounts Payable	1708-941369	Pilot Lumber		\$4.23
8/30/2017	343,996	PMTRX00011167	Accounts Payable	1708-941299	Pilot Lumber		\$5.65
8/30/2017	344,021	PMTRX00011168	Accounts Payable	244329-2	Arts Rental Equipment & Supply		\$547.00
8/30/2017	344,207	PMTRX00011173	Accounts Payable	952983	Lowe's		\$32.77
8/30/2017	344,252	PMTRX00011174	Accounts Payable	8521266	Southern States		\$90.56
8/30/2017	344,261	PMTRX00011174	Accounts Payable	9275	Wessel Lawncare & Landscaping		\$2,543.36
8/30/2017	344,276	PMTRX00011175	Accounts Payable	62899	Around the Clock Answering Service		\$519.00
8/30/2017	344,284	PMTRX00011175	Accounts Payable	24257	Literature Fulfillment Services		\$14,010.50
8/30/2017	344,327	RECVG00002269	Accounts Payable	RCT0000009914	Fortiline, Inc.		\$1,870.00
8/30/2017	344,347	PMTRX00011177	Accounts Payable	PERMITS 08/17	City of Southgate		\$150.00
8/30/2017	344,381	PMTRX00011177	Accounts Payable	35482	Uniforms Manufacturing Inc.	\$12.31	
8/30/2017	344,382	PMTRX00011177	Accounts Payable	35481	Uniforms Manufacturing Inc.	\$12.31	
8/30/2017	344,383	PMTRX00011177	Accounts Payable	35480	Uniforms Manufacturing Inc.	\$12.31	
8/31/2017	344,023	PMTRX00011168	Accounts Payable	652882	A & S Electric Supply, Inc.		\$163.80
8/31/2017	344,031	PMTRX00011168	Accounts Payable	37792	Plant Trolley, Inc., The		\$177.12
8/31/2017	344,041	PMCHK00006875	Accounts Payable	91375	Ace-Tex Enterprises, Inc.	\$386.15	
8/31/2017	344,042	PMCHK00006875	Accounts Payable	91376	Agilent Technologies	\$386.90	
8/31/2017	344,043	PMCHK00006875	Accounts Payable	91377	Arts Rental Equipment & Supply	\$485.00	
8/31/2017	344,044	PMCHK00006875	Accounts Payable	91378	A & S Electric Supply, Inc.	\$465.77	
8/31/2017	344,045	PMCHK00006875	Accounts Payable	91379	B C Engineering Co	\$374.85	
8/31/2017	344,046	PMCHK00006875	Accounts Payable	91380	BestOne, Tire & Service of Mid America, Inc.	\$3,635.00	
8/31/2017	344,047	PMCHK00006875	Accounts Payable	91381	Brandenburg, Lisa	\$500.48	
8/31/2017	344,048	PMCHK00006875	Accounts Payable	91382	CDW Government Inc.	\$85.69	
8/31/2017	344,049	PMCHK00006875	Accounts Payable	91383	Cincinnati Bell	\$2,270.93	
8/31/2017	344,050	PMCHK00006875	Accounts Payable	91384	Cincinnati Bell Any Distance	\$127.08	
8/31/2017	344,051	PMCHK00006875	Accounts Payable	91385	Cintas #315	\$2,132.46	
8/31/2017	344,052	PMCHK00006875	Accounts Payable	91386	Colina, Maria	\$60.00	
8/31/2017	344,053	PMCHK00006875	Accounts Payable	91387	Core & Main	\$14,897.75	
8/31/2017	344,054	PMCHK00006875	Accounts Payable	91388	Cundiff, Joel	\$102.56	
8/31/2017	344,055	PMCHK00006875	Accounts Payable	91389	Dons Garage Inc	\$1,844.67	
8/31/2017	344,056	PMCHK00006875	Accounts Payable	91390	Dove Data Products, Inc.	\$225.00	
8/31/2017	344,057	PMCHK00006875	Accounts Payable	91391	Duke Energy	\$28,597.07	
8/31/2017	344,058	PMCHK00006875	Accounts Payable	91392	E & H Integrated Systems	\$475.00	
8/31/2017	344,059	PMCHK00006875	Accounts Payable	91393	Enquirer Media	\$869.38	
8/31/2017	344,060	PMCHK00006875	Accounts Payable	91394	Fastenal Company	\$1,701.39	
8/31/2017	344,061	PMCHK00006875	Accounts Payable	91395	Filtrous	\$322.67	
8/31/2017	344,062	PMCHK00006875	Accounts Payable	91396	Fisher Scientific	\$189.39	
8/31/2017	344,063	PMCHK00006875	Accounts Payable	91397	Florence Winwater Works	\$599.00	
8/31/2017	344,064	PMCHK00006875	Accounts Payable	91398	Garrard, Troy	\$150.43	
8/31/2017	344,065	PMCHK00006875	Accounts Payable	91399	General Foundries, Inc.	\$437.50	
8/31/2017	344,066	PMCHK00006875	Accounts Payable	91400	Hach Company	\$1,426.08	
8/31/2017	344,067	PMCHK00006875	Accounts Payable	91401	HD Supply Waterworks, Ltd	\$14,373.00	
8/31/2017	344,068	PMCHK00006875	Accounts Payable	91402	Hodges, Nathan	\$2,570.90	
8/31/2017	344,069	PMCHK00006875	Accounts Payable	91403	KOI Enterprises, Inc	\$82.85	

8/31/2017	344,070	PMCHK00006875	Accounts Payable	91404	Line-X of Southern Ohio	\$160.00			
8/31/2017	344,071	PMCHK00006875	Accounts Payable	91405	Lowe's	\$112.38			
8/31/2017	344,072	PMCHK00006875	Accounts Payable	91406	Minuteman/Design Press	\$345.00			
8/31/2017	344,073	PMCHK00006875	Accounts Payable	91407	Mobilcomm Inc.	\$1,419.70			
8/31/2017	344,074	PMCHK00006875	Accounts Payable	91408	OFFICETEAM, Specialized Admin. Staffing	\$475.20			
8/31/2017	344,075	PMCHK00006875	Accounts Payable	91409	Owen Electric Cooperative Inc	\$33.49			
8/31/2017	344,076	PMCHK00006875	Accounts Payable	91410	Pilot Lumber	\$9.88			
8/31/2017	344,077	PMCHK00006875	Accounts Payable	91411	Plant Trolley, Inc., The	\$177.12			
8/31/2017	344,078	PMCHK00006875	Accounts Payable	91412	Pollard Water	\$1,610.24			
8/31/2017	344,079	PMCHK00006875	Accounts Payable	91413	R & M Welding Products Inc	\$565.33			
8/31/2017	344,080	PMCHK00006875	Accounts Payable	91414	RUMPKE	\$120.00			
System:	HISTORICAL DETAILED T 10/5/2018		10:45:50 AM	Page:	125	User Date:	10/5/2018	User ID:	skampsen
N Ky Water District									
8/31/2017	344,081	PMCHK00006875	Accounts Payable	91415	Sanitation District No. 1	\$15.62			
8/31/2017	344,082	PMCHK00006875	Accounts Payable	91416	Scientific Equipment Service, Inc.	\$1,474.00			
8/31/2017	344,083	PMCHK00006875	Accounts Payable	91417	Specialized Plumbing Parts Supply	\$21.10			
8/31/2017	344,084	PMCHK00006875	Accounts Payable	91418	Staples Advantage	\$84.44			
8/31/2017	344,085	PMCHK00006875	Accounts Payable	91419	Thermo Electron NA LLC	\$193.43			
8/31/2017	344,086	PMCHK00006875	Accounts Payable	91420	Time Warner Cable	\$248.19			
8/31/2017	344,087	PMCHK00006875	Accounts Payable	91421	Townsend, Rick	\$72.09			
8/31/2017	344,088	PMCHK00006875	Accounts Payable	91422	Univar USA Inc.	\$9,281.32			
8/31/2017	344,089	PMCHK00006875	Accounts Payable	91423	USALCO	\$5,786.72			
8/31/2017	344,090	PMCHK00006875	Accounts Payable	91424	Viking Supply, Inc	\$3,382.20			
8/31/2017	344,091	PMCHK00006875	Accounts Payable	91425	Wessel Lawncare & Landscaping	\$500.00			
8/31/2017	344,092	PMCHK00006875	Accounts Payable	91426	Williams, Jacob	\$85.00			
8/31/2017	344,169	PMTRX00011173	Accounts Payable	FIRE HYDRANT 1836	CA Advance	\$242.77			
8/31/2017	344,176	PMTRX00011173	Accounts Payable	FIRE HYDRANT 1841	DRT Construction, Inc	\$185.20			
8/31/2017	344,200	PMTRX00011173	Accounts Payable	FIRE HYDRANT 1843	Konkright, Darlene	\$127.09			
8/31/2017	344,201	PMTRX00011173	Accounts Payable	FIRE HYDRANT 1848	Lang, Tim	\$210.40			
8/31/2017	344,208	PMTRX00011173	Accounts Payable	FIRE HYDRANT 1840	Lucas Pools	\$290.69			
8/31/2017	344,242	PMTRX00011174	Accounts Payable	FIRE HYDRANT 1839	Len Riegler Blacktop, Inc.	\$405.99			
8/31/2017	344,243	PMTRX00011174	Accounts Payable	FIRE HYDRANT 1837	Miller Pipeline	\$78.01			
8/31/2017	344,245	PMTRX00011174	Accounts Payable	PETTY CASH 08/17-2	Colleen Medert-Petty Cash	\$48.00			
8/31/2017	344,249	PMTRX00011174	Accounts Payable	12463	Sanitation District No. 1	\$3,748.58			
8/31/2017	344,253	PMTRX00011174	Accounts Payable	FIRE HYDRANT 1844	Table Rock Construction	\$30.40			
8/31/2017	344,254	PMTRX00011174	Accounts Payable	FIRE HYDRANT 1842	Tele-Vac Environmental	\$146.39			
8/31/2017	344,255	PMTRX00011174	Accounts Payable	CI-758576	Univar USA Inc.	\$2,781.10			
8/31/2017	344,256	PMTRX00011174	Accounts Payable	44314027	United Healthcare Insurance	\$5.68			
8/31/2017	344,257	PMTRX00011174	Accounts Payable	1246811	USALCO	\$5,796.16			
8/31/2017	344,262	PMTRX00011174	Accounts Payable	51084077	Wex Bank	\$15,925.03			
8/31/2017	344,263	PMTRX00011174	Accounts Payable	485540	Wildman Corporate Apparel	\$32.94			
8/31/2017	344,264	PMTRX00011174	Accounts Payable	485435	Wildman Corporate Apparel	\$103.88			
8/31/2017	344,265	PMTRX00011174	Accounts Payable	FIRE HYDRANT 1849	WRC Inc.	\$130.00			
8/31/2017	344,277	PMTRX00011175	Accounts Payable	52825	Blue Chip Express & Courier Service	\$230.00			
8/31/2017	344,279	PMTRX00011175	Accounts Payable	98283	Bray Trucking Inc.	\$1,717.11			
8/31/2017	344,280	PMTRX00011175	Accounts Payable	98282	Bray Trucking Inc.	\$697.73			
8/31/2017	344,281	PMTRX00011175	Accounts Payable	98281	Bray Trucking Inc.	\$5,603.85			
8/31/2017	344,282	PMTRX00011175	Accounts Payable	MILEAGE 01-08,2017	Bryant, Chris	\$744.19			
8/31/2017	344,288	PMTRX00011175	Accounts Payable	MILEAGE 08/17	Jeff Schuchter	\$90.42			
8/31/2017	344,324	RECVG00002269	Accounts Payable	RCT0000009911	Florence Winwater Works	\$1,797.00			
8/31/2017	344,336	PMTRX00011177	Accounts Payable	141047	A-1 Electric Motor Service	\$223.89			
8/31/2017	344,368	PMTRX00011177	Accounts Payable	S100165715.001	Johnson Electric Supply Co., The	\$218.54			
8/31/2017	344,372	PMTRX00011177	Accounts Payable	16051704	Matheson Tri-Gas, Inc.	\$208.73			
9/1/2017	343,871	PMTRX00011164	Accounts Payable	090117DEFCOMP	Kentucky State Treasurer	\$5,515.84			
9/1/2017	343,872	PMTRX00011164	Accounts Payable	090117DEFLOANS	Kentucky State Treasurer	\$104.11			
9/1/2017	344,175	PMTRX00011173	Accounts Payable	238704	Crescent Springs Hardware	\$51.07			
9/1/2017	344,180	PMTRX00011173	Accounts Payable	163258299	EyeMed	\$1,156.60			
9/1/2017	344,181	PMTRX00011173	Accounts Payable	1676579	Fisher Scientific	\$2,440.02			
9/1/2017	344,199	PMTRX00011173	Accounts Payable	740-160295	KOI Enterprises, Inc	\$159.99			
9/1/2017	344,202	PMTRX00011173	Accounts Payable	79016	Lawn Systems, Inc.	\$5,999.00			
9/1/2017	344,203	PMTRX00011173	Accounts Payable	NKWSDBL1570164 09/17	Lincoln National Life Insurance Co.	\$853.23			
9/1/2017	344,246	PMTRX00011174	Accounts Payable	10696	Pension Corporation of America	\$5,754.81			
9/1/2017	344,258	PMTRX00011174	Accounts Payable	430234 9/17	Vivial	\$620.15			
9/1/2017	344,323	RECVG00002269	Accounts Payable	RCT0000009910	Viking Supply, Inc	\$1,405.00			

9/1/2017	344,335	PMTRX00011177	Accounts Payable	141093	A-1 Electric Motor Service	\$516.24
9/1/2017	344,339	PMTRX00011177	Accounts Payable	D160584 09/01	Cincinnati Bell	\$6,516.15
9/1/2017	344,343	PMTRX00011177	Accounts Payable	D160351 09/17	Cincinnati Bell	\$1,454.50
9/1/2017	344,344	PMTRX00011177	Accounts Payable	L164224 09/17	Cincinnati Bell	\$124.85
9/1/2017	344,345	PMTRX00011177	Accounts Payable	1039861 9/17	Cincinnati Bell	\$36.74
9/1/2017	344,353	PMTRX00011177	Accounts Payable	17-2560	Dixon Engineering, Inc.	\$8,966.25
9/1/2017	344,354	PMTRX00011177	Accounts Payable	47500467203 9/17	Duke Energy	\$173.36
9/1/2017	344,355	PMTRX00011177	Accounts Payable	27202174014 9/17	Duke Energy	\$2,141.30
9/1/2017	344,356	PMTRX00011177	Accounts Payable	24700807203 9/17	Duke Energy	\$11.25
9/1/2017	344,357	PMTRX00011177	Accounts Payable	12002095015 9/17	Duke Energy	\$7.96
9/1/2017	344,358	PMTRX00011177	Accounts Payable	89500806010 9/17	Duke Energy	\$17,800.55
9/1/2017	344,359	PMTRX00011177	Accounts Payable	33400067207 9/17	Duke Energy	\$39.45
9/1/2017	344,360	PMTRX00011177	Accounts Payable	55403649014 9/17	Duke Energy	\$9.73
9/1/2017	344,361	PMTRX00011177	Accounts Payable	97700845013 9/17	Duke Energy	\$14,650.26
9/1/2017	344,362	PMTRX00011177	Accounts Payable	86502205015 9/17	Duke Energy	\$109.46
9/1/2017	344,363	PMTRX00011177	Accounts Payable	50100466217 9/17	Duke Energy	\$49.72
9/1/2017	344,364	PMTRX00011177	Accounts Payable	69402048026 9/17	Duke Energy	\$1,927.84
9/1/2017	344,365	PMTRX00011177	Accounts Payable	11102202017 9/17	Duke Energy	\$7.90
9/1/2017	344,369	PMTRX00011177	Accounts Payable	2262612	KEMI	\$4,820.74
9/1/2017	344,373	PMTRX00011177	Accounts Payable	351280	Richie Trucking	\$1,625.00
9/1/2017	344,377	PMTRX00011177	Accounts Payable	3003403788	ThyssenKrupp Elevator	\$255.09
9/1/2017	344,493	PMTRX00011180	Accounts Payable	REFUND CREDIT 09/17	Cangioni, Carole	\$779.63
9/1/2017	344,502	PMTRX00011182	Accounts Payable	31267	Analytical Services Inc	\$437.00
System:	HISTORICAL DETAILED T 10/5/2018		10:45:50 AM	Page:	126	User ID: skampsen
N Ky Water District						
9/1/2017	344,503	PMTRX00011182	Accounts Payable	31148	Analytical Services Inc	\$437.00
9/1/2017	344,504	PMTRX00011182	Accounts Payable	5881	B C Engineering Co	\$276.02
9/1/2017	344,505	PMTRX00011182	Accounts Payable	7391	Best Way Disposal	\$78.45
9/1/2017	344,506	PMTRX00011182	Accounts Payable	7102	Best Way Disposal	\$339.69
9/1/2017	344,507	PMTRX00011182	Accounts Payable	6926	Best Way Disposal	\$286.87
9/1/2017	344,510	PMTRX00011182	Accounts Payable	JTR2137	CDW Government Inc.	\$81.95
9/1/2017	344,511	PMTRX00011182	Accounts Payable	REFUND CREDIT 09/17	Cline, Joan	\$66.74
9/1/2017	344,512	PMTRX00011182	Accounts Payable	8909	Dons Garage Inc	\$2,276.72
9/1/2017	344,518	PMTRX00011182	Accounts Payable	47157321436 8/17	Fifth Third Bank-Visa	\$1,212.65
9/1/2017	344,520	PMTRX00011182	Accounts Payable	10609127	Hach Company	\$345.59
9/1/2017	344,533	PMTRX00011184	Accounts Payable	2262956	Ideal Supplies Inc	\$105.00
9/1/2017	344,534	PMTRX00011184	Accounts Payable	2262858	Ideal Supplies Inc	\$415.00
9/1/2017	344,535	PMTRX00011184	Accounts Payable	2262857	Ideal Supplies Inc	\$220.00
9/1/2017	344,536	PMTRX00011184	Accounts Payable	2262853	Ideal Supplies Inc	\$315.00
9/1/2017	344,537	PMTRX00011184	Accounts Payable	2262819	Ideal Supplies Inc	\$137.50
9/1/2017	344,538	PMTRX00011184	Accounts Payable	2262974	Ideal Supplies Inc	\$550.00
9/1/2017	344,539	PMTRX00011184	Accounts Payable	2262972	Ideal Supplies Inc	\$495.00
9/1/2017	344,540	PMTRX00011184	Accounts Payable	2262966	Ideal Supplies Inc	\$220.00
9/1/2017	344,541	PMTRX00011184	Accounts Payable	2262962	Ideal Supplies Inc	\$165.00
9/1/2017	344,542	PMTRX00011184	Accounts Payable	2262961	Ideal Supplies Inc	\$165.00
9/1/2017	344,543	PMTRX00011184	Accounts Payable	2262929	Ideal Supplies Inc	\$330.00
9/1/2017	344,544	PMTRX00011184	Accounts Payable	2262928	Ideal Supplies Inc	\$550.00
9/1/2017	344,545	PMTRX00011184	Accounts Payable	2262883	Ideal Supplies Inc	\$305.00
9/1/2017	344,546	PMTRX00011184	Accounts Payable	2262891	Ideal Supplies Inc	\$580.00
9/1/2017	344,547	PMTRX00011184	Accounts Payable	2263066	Ideal Supplies Inc	\$550.00
9/1/2017	344,548	PMTRX00011184	Accounts Payable	2263058	Ideal Supplies Inc	\$440.00
9/1/2017	344,549	PMTRX00011184	Accounts Payable	2262925	Ideal Supplies Inc	\$172.50
9/1/2017	344,550	PMTRX00011184	Accounts Payable	2263067	Ideal Supplies Inc	\$590.00
9/1/2017	344,551	PMTRX00011184	Accounts Payable	150022	Jolly Plumbing	\$175.00
9/1/2017	344,552	PMTRX00011184	Accounts Payable	9017559234	Kemira Water Solutions, Inc.	\$5,022.34
9/1/2017	344,559	PMTRX00011184	Accounts Payable	982888	Mailender Inc.	\$393.81
9/1/2017	344,560	PMTRX00011184	Accounts Payable	21907	Mark's Garage	\$139.24
9/1/2017	344,561	PMTRX00011184	Accounts Payable	21844	Mark's Garage	\$1,261.14
9/1/2017	344,562	PMTRX00011184	Accounts Payable	21884	Mark's Garage	\$77.94
9/1/2017	344,563	PMTRX00011184	Accounts Payable	K822-17	Mills Fence Co., Inc.	\$1,450.00
9/1/2017	344,564	PMTRX00011184	Accounts Payable	8156982	Millipore Corporation	\$1,394.36
9/1/2017	344,572	PMTRX00011184	Accounts Payable	557921	RUMPKE	\$10.00
9/1/2017	344,576	PMTRX00011184	Accounts Payable	B20047	Southeastern Equipment Co Inc	\$358.80
9/1/2017	344,577	PMTRX00011184	Accounts Payable	S06018	Southeastern Equipment Co Inc	\$252.52

9/1/2017	344,578	PMTRX00011184	Accounts Payable	3350812312	Staples Advantage	\$67.53	
9/1/2017	344,579	PMTRX00011184	Accounts Payable	3350812313	Staples Advantage	\$54.28	
9/1/2017	344,580	PMTRX00011184	Accounts Payable	3350812316	Staples Advantage	\$57.72	
9/1/2017	344,656	PMTRX00011189	Accounts Payable	80014326	Badger Meter, Inc	\$81.00	
9/1/2017	344,665	PMTRX00011189	Accounts Payable	4001513877	Cintas #315	\$632.48	
9/1/2017	344,666	PMTRX00011189	Accounts Payable	238366	Crescent Springs Hardware	\$2.58	
9/1/2017	344,679	PMTRX00011189	Accounts Payable	68200435200 9/17	Duke Energy	\$2,580.65	
9/1/2017	344,686	PMTRX00011190	Accounts Payable	IN01952809	CCP Industries Inc.	\$400.27	
9/1/2017	344,697	PMTRX00011190	Accounts Payable	15401	Fedders Feed Co., J. H.	\$42.95	
9/1/2017	344,699	PMTRX00011190	Accounts Payable	1676580	Fisher Scientific	\$2,310.17	
9/1/2017	344,702	PMTRX00011190	Accounts Payable	REIMBURSE CDL 09/17	Flaugher, Justin	\$89.00	
9/1/2017	344,703	PMTRX00011190	Accounts Payable	405680	Florence Hardware & Industrial Supply	\$57.34	
9/1/2017	344,704	PMTRX00011190	Accounts Payable	119486 01	Florence Winwater Works	\$4,260.00	
9/1/2017	344,706	PMTRX00011190	Accounts Payable	GRANDVIEW MAIN	Gemmer & Sons, Inc.	\$10,861.07	
9/1/2017	344,707	PMTRX00011190	Accounts Payable	17-2000	Greater Comfort Heating & Air	\$1,490.00	
9/1/2017	344,708	PMTRX00011190	Accounts Payable	17-2013	Greater Comfort Heating & Air	\$255.00	
9/1/2017	344,711	PMTRX00011191	Accounts Payable	2262859	Ideal Supplies Inc	\$302.50	
9/1/2017	344,712	PMTRX00011191	Accounts Payable	2262926	Ideal Supplies Inc	\$440.00	
9/1/2017	344,713	PMTRX00011191	Accounts Payable	2262983	Ideal Supplies Inc	\$550.00	
9/1/2017	344,726	PMTRX00011191	Accounts Payable	740-155908	KOI Enterprises, Inc	\$20.44	
9/1/2017	344,730	PMTRX00011191	Accounts Payable	2262917	Lykins Oil Company	\$1,153.42	
9/1/2017	344,735	PMTRX00011191	Accounts Payable	3304301971 9/17	Pitney Bowes Inc.	\$765.12	
9/1/2017	344,736	PMTRX00011191	Accounts Payable	87412	R & M Welding Products Inc	\$293.63	
9/1/2017	344,738	PMTRX00011191	Accounts Payable	8100034728000 9/17	Sanitation District No. 1	\$193.87	
9/1/2017	344,739	PMTRX00011191	Accounts Payable	8100034727001 9/17	Sanitation District No. 1	\$25.04	
9/1/2017	344,743	RECVG00002272	Accounts Payable	RCT0000009921	Clear Edge Filtration	\$1,734.25	
9/1/2017	344,744	RECVG00002272	Accounts Payable	RCT0000009922	Fortiline, Inc.	\$1,672.00	
9/1/2017	344,841	PMVVR00001344	Accounts Payable	47157321436 8/17	Fifth Third Bank-Visa	\$1,212.65	
9/1/2017	344,844	PMTRX00011193	Accounts Payable	AR00162347	Badger Daylighting Corp.	\$1,260.00	
9/1/2017	344,854	PMTRX00011193	Accounts Payable	33800283200 9/17	Duke Energy	\$67.05	
9/1/2017	344,855	PMTRX00011193	Accounts Payable	39800877206 9/17	Duke Energy	\$48.11	
9/1/2017	344,856	PMTRX00011193	Accounts Payable	62900752208 9/17	Duke Energy	\$157.22	
9/1/2017	344,857	PMTRX00011193	Accounts Payable	75900841205 9/17	Duke Energy	\$50.31	
9/1/2017	344,878	PMTRX00011193	Accounts Payable	2257913	Lykins Oil Company	\$935.73	
9/1/2017	344,892	PMTRX00011193	Accounts Payable	457167	St. Elizabeth Business Health	\$622.00	
System:	HISTORICAL DETAILED T 10/5/2018		10:45:50 AM	Page:	127	User Date: 10/5/2018	User ID: skampsen
N Ky Water District							
9/1/2017	344,893	PMTRX00011193	Accounts Payable	4022809	Thatcher Chemical of Florida Inc	\$10,608.00	
9/1/2017	344,899	PMTRX00011193	Accounts Payable	26381	Waste Resource Management Inc.	\$684.16	
9/1/2017	344,901	RECVG00002273	Accounts Payable	RCT0000009926	Calgon Carbon Corporation	\$4,749.20	
9/1/2017	344,902	RECVG00002273	Accounts Payable	RCT0000009927	CBT Company	\$2,187.01	
9/1/2017	344,903	RECVG00002273	Accounts Payable	RCT0000009928	CBT Company	\$189.52	
9/1/2017	344,906	RECVG00002273	Accounts Payable	RCT0000009931	Fortiline, Inc.	\$1,025.00	
9/1/2017	344,910	RECVG00002273	Accounts Payable	RCT0000009935	Flynn Metering Systems	\$1,470.80	
9/1/2017	344,912	RECVG00002273	Accounts Payable	RCT0000009937	Otis Elevator Company	\$2,783.47	
9/1/2017	344,914	RECVG00002273	Accounts Payable	RCT0000009939	Process Pump & Seal, Inc.	\$948.16	
9/1/2017	344,933	PMTRX00011195	Accounts Payable	56655	Appalachian States Analytical, LLC	\$4,652.80	
9/1/2017	344,952	PMTRX00011195	Accounts Payable	47157321436 08/17.	Fifth Third Bank-Visa	\$913.65	
9/1/2017	345,032	PMVVR00001345	Accounts Payable	47157321436 08/17.	Fifth Third Bank-Visa	\$913.65	
9/1/2017	345,033	PMTRX00011196	Accounts Payable	47157321436 08/17..	Fifth Third Bank-Visa	\$1,212.65	
9/1/2017	345,042	PMTRX00011198	Accounts Payable	7001419096	AWWA	\$83.00	
9/1/2017	345,043	PMTRX00011198	Accounts Payable	7001419104	AWWA	\$83.00	
9/1/2017	345,044	PMTRX00011198	Accounts Payable	7001419109	AWWA	\$83.00	
9/1/2017	345,045	PMTRX00011198	Accounts Payable	7001419105	AWWA	\$83.00	
9/1/2017	345,046	PMTRX00011198	Accounts Payable	7001419454	AWWA	\$83.00	
9/1/2017	345,047	PMTRX00011198	Accounts Payable	7001419095	AWWA	\$83.00	
9/1/2017	345,048	PMTRX00011198	Accounts Payable	7001419097	AWWA	\$83.00	
9/1/2017	345,049	PMTRX00011198	Accounts Payable	7001419102	AWWA	\$83.00	
9/1/2017	345,114	PMTRX00011199	Accounts Payable	10613979	Hach Company	\$368.52	
9/1/2017	345,116	PMTRX00011199	Accounts Payable	23140	Henn Plumbing Inc.	\$250.00	
9/1/2017	345,137	PMTRX00011200	Accounts Payable	993929	Mobilcomm Inc.	\$499.00	
9/1/2017	345,138	PMTRX00011200	Accounts Payable	993939	Mobilcomm Inc.	\$464.00	
9/1/2017	345,149	PMTRX00011200	Accounts Payable	CI-758590	Univar USA Inc.	\$6,293.55	
9/1/2017	345,150	PMTRX00011200	Accounts Payable	CI-758036	Univar USA Inc.	\$2,749.01	

9/1/2017	345,192	PMTRX00011202	Accounts Payable	656266	Abco Safety	\$241.76	
9/1/2017	345,194	PMTRX00011202	Accounts Payable	22043872	American Red Cross	\$27.00	
9/1/2017	345,196	PMTRX00011202	Accounts Payable	821	Battery Neighbor LLC	\$204.00	
9/1/2017	345,220	PMTRX00011203	Accounts Payable	17-2021	Greater Comfort Heating & Air	\$360.00	
9/1/2017	345,230	PMTRX00011204	Accounts Payable	903318	Lowe's	\$6.88	
9/1/2017	345,238	PMTRX00011204	Accounts Payable	99196347	Mine Safety Appliances Co. LLC	\$463.84	
9/1/2017	345,250	PMTRX00011205	Accounts Payable	INV4112728	Orr Safety Corporation	\$903.70	
9/1/2017	345,254	PMTRX00011205	Accounts Payable	3253413	SafetyWear	\$211.42	
9/1/2017	345,510	PMTRX00011207	Accounts Payable	Jul-17	Becknell-Coghill Inc	\$28,410.00	
9/1/2017	345,527	PMTRX00011207	Accounts Payable	CD99023733	Cornerstone Controls, Inc.	\$160.84	
9/1/2017	345,528	PMTRX00011207	Accounts Payable	CD99029794	Cornerstone Controls, Inc.	\$313.96	
9/1/2017	345,549	PMTRX00011208	Accounts Payable	107563	Hensley Plumbing Inc., Mike	\$230.00	
9/1/2017	345,635	PMTRX00011211	Accounts Payable	812	Battery Neighbor LLC	\$494.64	
9/1/2017	345,652	PMTRX00011211	Accounts Payable	3634402	Keidel Supply	\$35.80	
9/1/2017	345,657	PMTRX00011211	Accounts Payable	903005	Lowe's	\$51.39	
9/1/2017	345,658	PMTRX00011211	Accounts Payable	925572	Lowe's	\$45.42	
9/2/2017	344,250	PMTRX00011174	Accounts Payable	416005100000 9/17	Sanitation District No. 1	\$119.45	
9/2/2017	344,251	PMTRX00011174	Accounts Payable	427446100000 9/17	Sanitation District No. 1	\$22.68	
9/2/2017	344,659	PMTRX00011189	Accounts Payable	6556563 9/17	Cincinnati Bell	\$166.31	
9/2/2017	344,660	PMTRX00011189	Accounts Payable	2820270 9/17	Cincinnati Bell	\$67.19	
9/2/2017	344,891	PMTRX00011193	Accounts Payable	3351816636	Staples Advantage	\$1.55	
9/2/2017	344,898	PMTRX00011193	Accounts Payable	26390	Waste Resource Management Inc.	\$384.00	
9/2/2017	344,963	PMTRX00011195	Accounts Payable	3351817672	Staples Advantage	\$143.90	
9/2/2017	344,964	PMTRX00011195	Accounts Payable	3351817671	Staples Advantage	\$719.46	
9/3/2017	344,884	PMTRX00011193	Accounts Payable	IVC020001198054	Pridestaff Financial	\$1,360.00	
9/5/2017	344,161	PMTRX00011172	Accounts Payable	090817DEFCOMP	Kentucky State Treasurer	\$5,515.84	
9/5/2017	344,162	PMTRX00011172	Accounts Payable	090817DEFLOANS	Kentucky State Treasurer	\$104.11	
9/5/2017	344,163	PMCHK00006878	Accounts Payable	91427	Kentucky State Treasurer	\$5,619.95	
9/5/2017	344,283	PMTRX00011175	Accounts Payable	238763	Crescent Springs Hardware	\$57.97	
9/5/2017	344,367	PMTRX00011177	Accounts Payable	10618009	Hach Company	\$684.68	
9/5/2017	344,514	PMTRX00011182	Accounts Payable	2200252201 9/17	Duke Energy	\$43.51	
9/5/2017	344,519	PMTRX00011182	Accounts Payable	REFUND CREDIT 09/17	GPS Hospitality Partners LLC	\$43.06	
9/5/2017	344,524	PMTRX00011182	Accounts Payable	92517	Hughes, PSC., John N.	\$2,450.00	
9/5/2017	344,525	PMTRX00011182	Accounts Payable	90517	Hughes, PSC., John N.	\$5,850.00	
9/5/2017	344,554	PMTRX00011184	Accounts Payable	767-015507	KOI Enterprises, Inc	\$372.64	
9/5/2017	344,658	PMTRX00011189	Accounts Payable	3561531 9/17	Cincinnati Bell	\$49.26	
9/5/2017	344,661	PMTRX00011189	Accounts Payable	3564005 9/17	Cincinnati Bell	\$71.31	
9/5/2017	344,662	PMTRX00011189	Accounts Payable	3567220 9/17	Cincinnati Bell	\$71.31	
9/5/2017	344,663	PMTRX00011189	Accounts Payable	3314325 9/17	Cincinnati Bell	\$67.64	
9/5/2017	344,680	PMTRX00011189	Accounts Payable	44000883201 9/17	Duke Energy	\$72.69	
9/5/2017	344,723	PMTRX00011191	Accounts Payable	2263103	Ideal Supplies Inc	\$540.00	
9/5/2017	344,724	PMTRX00011191	Accounts Payable	2263104	Ideal Supplies Inc	\$440.00	
9/5/2017	344,725	PMTRX00011191	Accounts Payable	2263109	Ideal Supplies Inc	\$275.00	
9/5/2017	344,885	PMTRX00011193	Accounts Payable	895437	R & M Welding Products Inc	\$27.89	
9/5/2017	345,617	RECVG00002278	Accounts Payable	RCT0000009961	Ovivo USA, LLC	\$3,450.00	
9/6/2017	344,285	PMTRX00011175	Accounts Payable	E05004HY2Q	Microsoft	\$168.17	
9/6/2017	344,286	PMTRX00011175	Accounts Payable	49142187	OFFICETEAM, Specialized Admin. Staffing	\$814.28	
System:	HISTORICAL DETAILED T 10/5/2018		10:45:50 AM	Page:	128	User Date: 10/5/2018	User ID: skampsen
N Ky Water District							
9/6/2017	344,385	PMTRX00011177	Accounts Payable	486261	Wildman Corporate Apparel	\$380.00	
9/6/2017	344,513	PMTRX00011182	Accounts Payable	9063	Dons Garage Inc	\$849.35	
9/6/2017	344,521	PMTRX00011182	Accounts Payable	23165	Henn Plumbing Inc.	\$260.00	
9/6/2017	344,553	PMTRX00011184	Accounts Payable	733-490883	KOI Enterprises, Inc	\$148.50	
9/6/2017	344,583	PMTRX00011184	Accounts Payable	CI-759147	Univar USA Inc.	\$6,832.92	
9/6/2017	344,675	PMTRX00011189	Accounts Payable	32203867017 9/17	Duke Energy	\$36.22	
9/6/2017	344,676	PMTRX00011189	Accounts Payable	95603661010 9/17	Duke Energy	\$9.89	
9/6/2017	344,682	PMTRX00011189	Accounts Payable	96300067201 9/17	Duke Energy	\$59.70	
9/6/2017	344,683	PMTRX00011190	Accounts Payable	141201	A-1 Electric Motor Service	\$211.58	
9/6/2017	344,689	PMTRX00011190	Accounts Payable	4001556640	Cintas #315	\$569.29	
9/6/2017	344,693	PMTRX00011190	Accounts Payable	AQUA DR 09/17	Combined Public Comm.	\$660.30	
9/6/2017	344,701	PMTRX00011190	Accounts Payable	1996236	Fisher Scientific	\$803.07	
9/6/2017	344,709	PMTRX00011190	Accounts Payable	413923	Hall's Paving & Sealing, Inc.	\$2,244.80	
9/6/2017	344,720	PMTRX00011191	Accounts Payable	2263153	Ideal Supplies Inc	\$275.00	
9/6/2017	344,721	PMTRX00011191	Accounts Payable	2263132	Ideal Supplies Inc	\$275.00	



9/6/2017	344,722	PMTRX00011191	Accounts Payable	2263129	Ideal Supplies Inc	\$105.00
9/6/2017	344,737	PMTRX00011191	Accounts Payable	895438	R & M Welding Products Inc	\$26.85
9/6/2017	344,965	PMTRX00011195	Accounts Payable	339184772	US Bank Equipment Finance	\$1,184.37
9/6/2017	345,057	PMTRX00011198	Accounts Payable	9067	Dons Garage Inc	\$483.30
9/7/2017	344,273	PMVPY00001030	Accounts Payable	91306	Enquirer Media	\$879.38
9/7/2017	344,274	PMVVR00001342	Accounts Payable	0000639802 55961	Enquirer Media	\$879.38
9/7/2017	344,291	PMTRX00011176	Accounts Payable	574032 KIDNEY	Kentucky Retirement Systems	\$2,460.51
9/7/2017	344,292	PMCHK00006879	Accounts Payable	91428	Kentucky Retirement Systems	\$2,460.51
9/7/2017	344,348	PMTRX00011177	Accounts Payable	A236937	Cottingham True Value	\$567.92
9/7/2017	344,571	PMTRX00011184	Accounts Payable	2342278 9/17	RUMPKE	\$73.37
9/7/2017	344,681	PMTRX00011189	Accounts Payable	89000846202 9/17	Duke Energy	\$11.63
9/7/2017	344,690	PMTRX00011190	Accounts Payable	4001556424	Cintas #315	\$276.53
9/7/2017	344,692	PMTRX00011190	Accounts Payable	AQUA DR 08/17	Combined Public Comm.	\$680.97
9/7/2017	344,696	PMTRX00011190	Accounts Payable	KYERL231015	Fastenal Company	\$1,237.43
9/7/2017	344,717	PMTRX00011191	Accounts Payable	2263195	Ideal Supplies Inc	\$385.00
9/7/2017	344,718	PMTRX00011191	Accounts Payable	2263197	Ideal Supplies Inc	\$165.00
9/7/2017	344,719	PMTRX00011191	Accounts Payable	2263196	Ideal Supplies Inc	\$165.00
9/7/2017	344,731	PMTRX00011191	Accounts Payable	2270838	Lykins Oil Company	\$1,257.12
9/7/2017	344,733	PMTRX00011191	Accounts Payable	5121003 9/17	Owen Electric Cooperative Inc	\$16,030.59
9/7/2017	344,734	PMTRX00011191	Accounts Payable	5121005 9/17	Owen Electric Cooperative Inc	\$680.87
9/7/2017	344,746	RECVG00002272	Accounts Payable	RCT0000009924	Viking Supply, Inc	\$6,679.43
9/7/2017	344,907	RECVG00002273	Accounts Payable	RCT0000009932	Fortiline, Inc.	\$475.00
9/7/2017	344,960	PMTRX00011195	Accounts Payable	382774	Minuteman/Design Press	\$520.00
9/7/2017	345,059	PMTRX00011198	Accounts Payable	9073	Dons Garage Inc	\$144.00
9/7/2017	345,152	PMTRX00011200	Accounts Payable	C0044328197	United Healthcare Insurance	\$241,503.39
9/7/2017	345,204	PMTRX00011202	Accounts Payable	WDC8-3637	Cincinnati State College	\$598.00
9/7/2017	345,239	PMTRX00011204	Accounts Payable	5035664	Mower Express, Inc.	\$40.00
9/8/2017	344,390	PMCHK00006880	Accounts Payable	91429	A-1 Electric Motor Service	\$740.13
9/8/2017	344,391	PMCHK00006880	Accounts Payable	91430	ADI	\$193.25
9/8/2017	344,392	PMCHK00006880	Accounts Payable	91431	Agilent Technologies	\$901.78
9/8/2017	344,393	PMCHK00006880	Accounts Payable	91432	Around the Clock Answering Service	\$519.00
9/8/2017	344,394	PMCHK00006880	Accounts Payable	91433	Badger Daylighting Corp.	\$2,685.00
9/8/2017	344,395	PMCHK00006880	Accounts Payable	91434	Blue Chip Express & Courier Service	\$230.00
9/8/2017	344,396	PMCHK00006880	Accounts Payable	91435	Boone-Kenton Lumber Supply Co.	\$16.59
9/8/2017	344,397	PMCHK00006880	Accounts Payable	91436	Bray Trucking Inc.	\$8,018.69
9/8/2017	344,398	PMCHK00006880	Accounts Payable	91437	Bryant, Chris	\$744.19
9/8/2017	344,399	PMCHK00006880	Accounts Payable	91438	CA Advance	\$242.77
9/8/2017	344,400	PMCHK00006880	Accounts Payable	91439	Cincinnati Bell	\$9,821.71
9/8/2017	344,401	PMCHK00006880	Accounts Payable	91440	Cincinnati Bell	\$648.50
9/8/2017	344,402	PMCHK00006880	Accounts Payable	91441	City of Southgate	\$150.00
9/8/2017	344,403	PMCHK00006880	Accounts Payable	91442	Cottingham True Value	\$567.92
9/8/2017	344,404	PMCHK00006880	Accounts Payable	91443	Crescent Springs Hardware	\$450.43
9/8/2017	344,405	PMCHK00006880	Accounts Payable	91444	Dixon Engineering, Inc.	\$8,966.25
9/8/2017	344,406	PMCHK00006880	Accounts Payable	91445	DRT Construction, Inc	\$185.20
9/8/2017	344,407	PMCHK00006880	Accounts Payable	91500	Wildman Corporate Apparel	\$516.82
9/8/2017	344,408	PMCHK00006880	Accounts Payable	91446	Duke Energy	\$45,623.98
9/8/2017	344,409	PMCHK00006880	Accounts Payable	91447	EyeMed	\$1,156.60
9/8/2017	344,410	PMCHK00006880	Accounts Payable	91448	Fisher Scientific	\$2,440.02
9/8/2017	344,411	PMCHK00006880	Accounts Payable	91449	Florence Winwater Works	\$13,051.03
9/8/2017	344,412	PMCHK00006880	Accounts Payable	91450	Fortiline, Inc.	\$2,946.25
9/8/2017	344,413	PMCHK00006880	Accounts Payable	91451	Grainger	\$99.11
9/8/2017	344,414	PMCHK00006880	Accounts Payable	91452	Greko Supply Company	\$531.00
9/8/2017	344,415	PMCHK00006880	Accounts Payable	91453	Hach Company	\$684.68
9/8/2017	344,416	PMCHK00006880	Accounts Payable	91454	Hall's Paving & Sealing, Inc.	\$7,396.00
9/8/2017	344,417	PMCHK00006880	Accounts Payable	91455	Human Resource Profile Inc	\$50.00
9/8/2017	344,418	PMCHK00006880	Accounts Payable	91456	Ideal Supplies Inc	\$4,912.50
9/8/2017	344,419	PMCHK00006880	Accounts Payable	91457	IDEXX Distribution, Inc.	\$3,542.81
9/8/2017	344,420	PMCHK00006880	Accounts Payable	91458	Johnson Electric Supply Co., The	\$218.54
9/8/2017	344,421	PMCHK00006880	Accounts Payable	91459	KEMI	\$4,820.74
System:	HISTORICAL DETAILED T 10/5/2018		10:45:50 AM	Page: 129	User Date: 10/5/2018	User ID: skampsen
N Ky Water District						
9/8/2017	344,422	PMCHK00006880	Accounts Payable	91460	Kemira Water Solutions, Inc.	\$5,048.31
9/8/2017	344,423	PMCHK00006880	Accounts Payable	91461	KOI Enterprises, Inc	\$161.63
9/8/2017	344,424	PMCHK00006880	Accounts Payable	91462	Klingenberg's - Covington	\$13.48

9/8/2017	344,425	PMCHK00006880	Accounts Payable	91463	Konkright, Darlene	\$127.09	
9/8/2017	344,426	PMCHK00006880	Accounts Payable	91464	Lang, Tim	\$210.40	
9/8/2017	344,427	PMCHK00006880	Accounts Payable	91465	Lawn Systems, Inc.	\$5,999.00	
9/8/2017	344,428	PMCHK00006880	Accounts Payable	91466	Len Riegler Blacktop, Inc.	\$405.99	
9/8/2017	344,429	PMCHK00006880	Accounts Payable	91467	Lincoln National Life Insurance Co.	\$853.23	
9/8/2017	344,430	PMCHK00006880	Accounts Payable	91468	Literature Fulfillment Services	\$14,010.50	
9/8/2017	344,431	PMCHK00006880	Accounts Payable	91469	Lowe's	\$670.15	
9/8/2017	344,432	PMCHK00006880	Accounts Payable	91470	Lucas Pools	\$290.69	
9/8/2017	344,433	PMCHK00006880	Accounts Payable	91471	Matheson Tri-Gas, Inc.	\$208.73	
9/8/2017	344,434	PMCHK00006880	Accounts Payable	91472	Microsoft	\$168.17	
9/8/2017	344,435	PMCHK00006880	Accounts Payable	91473	Miller Pipeline	\$78.01	
9/8/2017	344,436	PMCHK00006880	Accounts Payable	91474	OFFICETEAM, Specialized Admin. Staffing	\$814.28	
9/8/2017	344,437	PMCHK00006880	Accounts Payable	91475	Owen Electric Cooperative Inc	\$55.05	
9/8/2017	344,438	PMCHK00006880	Accounts Payable	91476	Colleen Medert-Petty Cash	\$48.00	
9/8/2017	344,439	PMCHK00006880	Accounts Payable	91477	Pension Corporation of America	\$5,754.81	
9/8/2017	344,440	PMCHK00006880	Accounts Payable	91478	Pridestaff Financial	\$2,720.00	
9/8/2017	344,441	PMCHK00006880	Accounts Payable	91479	Rexnord Industries LLC	\$191.28	
9/8/2017	344,442	PMCHK00006880	Accounts Payable	91480	Richie Trucking	\$1,625.00	
9/8/2017	344,443	PMCHK00006880	Accounts Payable	91481	R & M Welding Products Inc	\$130.09	
9/8/2017	344,444	PMCHK00006880	Accounts Payable	91482	RNK Environmental Inc	\$378.00	
9/8/2017	344,445	PMCHK00006880	Accounts Payable	91483	Sanitation District No. 1	\$3,748.58	
9/8/2017	344,446	PMCHK00006880	Accounts Payable	91484	Sanitation District No. 1	\$142.13	
9/8/2017	344,447	PMCHK00006880	Accounts Payable	91485	Jeff Schuchter	\$90.42	
9/8/2017	344,448	PMCHK00006880	Accounts Payable	91486	Southern States	\$90.56	
9/8/2017	344,449	PMCHK00006880	Accounts Payable	91487	Table Rock Construction	\$30.40	
9/8/2017	344,450	PMCHK00006880	Accounts Payable	91488	Tele-Vac Environmental	\$146.39	
9/8/2017	344,451	PMCHK00006880	Accounts Payable	91489	ThyssenKrupp Elevator	\$255.09	
9/8/2017	344,452	PMCHK00006880	Accounts Payable	91490	Univar USA Inc.	\$2,781.10	
9/8/2017	344,453	PMCHK00006880	Accounts Payable	91491	United Healthcare Insurance	\$5.68	
9/8/2017	344,454	PMCHK00006880	Accounts Payable	91492	Uniforms Manufacturing Inc.	\$209.25	
9/8/2017	344,455	PMCHK00006880	Accounts Payable	91493	USALCO	\$5,796.16	
9/8/2017	344,456	PMCHK00006880	Accounts Payable	91494	Verizon Wireless	\$7,625.40	
9/8/2017	344,457	PMCHK00006880	Accounts Payable	91495	Viking Supply, Inc	\$11,895.50	
9/8/2017	344,458	PMCHK00006880	Accounts Payable	91496	Vivial	\$620.15	
9/8/2017	344,459	PMCHK00006880	Accounts Payable	91497	Waste Resource Management Inc.	\$1,318.08	
9/8/2017	344,460	PMCHK00006880	Accounts Payable	91498	Wessel Lawncare & Landscaping	\$2,543.36	
9/8/2017	344,461	PMCHK00006880	Accounts Payable	91499	Wex Bank	\$15,925.03	
9/8/2017	344,462	PMCHK00006880	Accounts Payable	91501	WRC Inc.	\$130.00	
9/8/2017	344,508	PMTRX00011182	Accounts Payable	REFUND CREDIT 09/17	Blevins, Adam		\$92.19
9/8/2017	344,509	PMTRX00011182	Accounts Payable	REFUND CREDIT 09/17	Carroll, Amber		\$12.56
9/8/2017	344,515	PMTRX00011182	Accounts Payable	REFUND CREDIT 09/17	Edwards, Ian		\$125.56
9/8/2017	344,516	PMTRX00011182	Accounts Payable	REFUND CREDIT 09/17	Ellison, Ryan		\$39.75
9/8/2017	344,517	PMTRX00011182	Accounts Payable	REFUND CREDIT 09/17	Fangmeyer Jr., David		\$76.45
9/8/2017	344,522	PMTRX00011182	Accounts Payable	REFUND CREDIT 09/17	Holland, Brandon		\$14.00
9/8/2017	344,523	PMTRX00011182	Accounts Payable	REFUND CREDIT 09/17	Hoop, Kenneth		\$68.08
9/8/2017	344,555	PMTRX00011184	Accounts Payable	REFUND CREDIT 09/17	Kiefer, Catherine		\$72.97
9/8/2017	344,556	PMTRX00011184	Accounts Payable	REFUND CREDIT 09/17	Knew Day LLC		\$113.67
9/8/2017	344,557	PMTRX00011184	Accounts Payable	REFUND CREDIT 09/17	Kramer, Tom		\$125.42
9/8/2017	344,558	PMTRX00011184	Accounts Payable	REFUND CREDIT 09/17	Linville, Steven		\$125.80
9/8/2017	344,565	PMTRX00011184	Accounts Payable	REFUND CREDIT 09/17	Morgan, Stephanie		\$46.48
9/8/2017	344,566	PMTRX00011184	Accounts Payable	REFUND CREDIT 09/17	Murray, Dirk		\$107.39
9/8/2017	344,567	PMTRX00011184	Accounts Payable	REFUND CREDIT 09/17	Parr, Heather		\$16.63
9/8/2017	344,568	PMTRX00011184	Accounts Payable	REFUND CREDIT 09/17	Ramler, Brian		\$22.09
9/8/2017	344,569	PMTRX00011184	Accounts Payable	REFUND CREDIT 09/17	Riser, Lois		\$96.12
9/8/2017	344,570	PMTRX00011184	Accounts Payable	REFUND CREDIT 09/17	Rodriguez, Oscar		\$32.42
9/8/2017	344,573	PMTRX00011184	Accounts Payable	REFUND CREDIT 09/17	Shell, Walter		\$49.79
9/8/2017	344,574	PMTRX00011184	Accounts Payable	REFUND CREDIT 09/17	Simon, Lisa		\$5.36
9/8/2017	344,575	PMTRX00011184	Accounts Payable	REFUND CREDIT 09/17	Smith, Steve		\$125.60
9/8/2017	344,581	PMTRX00011184	Accounts Payable	REFUND CREDIT 09/17	Tilden, Amanda		\$17.81
9/8/2017	344,582	PMTRX00011184	Accounts Payable	REFUND CREDIT 09/17	Trotter, Bucky		\$49.81
9/8/2017	344,584	PMTRX00011184	Accounts Payable	CI-759377	Univar USA Inc.		\$680.00
9/8/2017	344,585	PMTRX00011184	Accounts Payable	CI-759414	Univar USA Inc.		\$2,777.40
9/8/2017	344,586	PMTRX00011184	Accounts Payable	CI-759376	Univar USA Inc.		\$1,360.00
9/8/2017	344,587	PMTRX00011184	Accounts Payable	CREDIT 14 INEZ ST	Visionary Holdings LLC		\$80.11

9/8/2017	344,588	PMTRX00011184	Accounts Payable	CREDIT 410 BERRY	Visionary Holdings LLC		\$37.76
9/8/2017	344,589	PMTRX00011184	Accounts Payable	REFUND CREDIT 09/17	Watson, Kyle		\$44.59
9/8/2017	344,664	PMTRX00011189	Accounts Payable	4001600026	Cintas #315		\$56.30
9/8/2017	344,668	PMTRX00011189	Accounts Payable	36800736026 9/17	Duke Energy		\$8,109.88
9/8/2017	344,669	PMTRX00011189	Accounts Payable	57603707011 9/17	Duke Energy		\$10.36
9/8/2017	344,670	PMTRX00011189	Accounts Payable	33803662016 9/17	Duke Energy		\$53.33
9/8/2017	344,671	PMTRX00011189	Accounts Payable	60702113019 9/17	Duke Energy		\$46,675.86
System:	HISTORICAL DETAILED T 10/5/2018		10:45:50 AM	Page:	130	User Date:	10/5/2018
N Ky Water District						User ID:	skampsen
9/8/2017	344,672	PMTRX00011189	Accounts Payable	37603707010 9/17	Duke Energy		\$7.10
9/8/2017	344,673	PMTRX00011189	Accounts Payable	36100729029 9/17	Duke Energy		\$9,382.77
9/8/2017	344,674	PMTRX00011189	Accounts Payable	38200284213 9/17	Duke Energy		\$73.88
9/8/2017	344,677	PMTRX00011189	Accounts Payable	31902189010 9/17	Duke Energy		\$8,659.13
9/8/2017	344,678	PMTRX00011189	Accounts Payable	24002180010 9/17	Duke Energy		\$50.31
9/8/2017	344,691	PMTRX00011190	Accounts Payable	4001588931	Cintas #315		\$380.27
9/8/2017	344,698	PMTRX00011190	Accounts Payable	2271544	Fisher Scientific		\$359.47
9/8/2017	344,710	PMTRX00011190	Accounts Payable	60300084	Hewlett-Packard		\$450.00
9/8/2017	344,714	PMTRX00011191	Accounts Payable	2263248	Ideal Supplies Inc		\$220.00
9/8/2017	344,715	PMTRX00011191	Accounts Payable	2263223	Ideal Supplies Inc		\$110.00
9/8/2017	344,716	PMTRX00011191	Accounts Payable	2263259	Ideal Supplies Inc		\$275.00
9/8/2017	344,740	PMTRX00011191	Accounts Payable	1247501	USALCO		\$5,708.84
9/8/2017	344,742	PMTRX00011191	Accounts Payable	69140	Vertical Systems Elevator		\$256.79
9/8/2017	344,747	RECVG00002272	Accounts Payable	RCT0000009925	Core & Main		\$132.00
9/8/2017	344,845	PMTRX00011193	Accounts Payable	REFUND CREDIT 09/17	Bennett, Cecil		\$22.10
9/8/2017	344,847	PMTRX00011193	Accounts Payable	4260425 9/17	Cincinnati Bell		\$129.26
9/8/2017	344,900	PMTRX00011193	Accounts Payable	REFUND CREDIT 09/17	Wilhelm-Olsen, Helen		\$107.99
9/8/2017	344,962	PMTRX00011195	Accounts Payable	133822	Phenova		\$136.80
9/8/2017	345,115	PMTRX00011199	Accounts Payable	1200072600	HDR Engineering, Inc.		\$1,259.17
9/8/2017	345,136	PMTRX00011200	Accounts Payable	382785	Minuteman/Design Press		\$160.00
9/8/2017	345,148	PMTRX00011200	Accounts Payable	CI-759383	Univar USA Inc.		\$1,480.00
9/9/2017	344,896	PMTRX00011193	Accounts Payable	26411	Waste Resource Management Inc.		\$702.08
9/9/2017	344,897	PMTRX00011193	Accounts Payable	26412	Waste Resource Management Inc.		\$489.92
9/10/2017	344,848	PMTRX00011193	Accounts Payable	2615788 9/17	Cincinnati Bell		\$65.72
9/10/2017	344,849	PMTRX00011193	Accounts Payable	2611750 9/17	Cincinnati Bell		\$67.64
9/10/2017	344,850	PMTRX00011193	Accounts Payable	2616778 9/17	Cincinnati Bell		\$65.72
9/10/2017	344,851	PMTRX00011193	Accounts Payable	4310282 9/17	Cincinnati Bell		\$298.22
9/10/2017	344,852	PMTRX00011193	Accounts Payable	5724798 9/17	Cincinnati Bell		\$272.64
9/10/2017	345,140	PMTRX00011200	Accounts Payable	IVC020001200519	Pridestaff Financial		\$1,088.00
9/11/2017	344,494	PMCHK00006883	Accounts Payable	91502	Cangioni, Carole	\$779.63	
9/11/2017	344,495	PMVPY00001031	Accounts Payable	91502	Cangioni, Carole		\$779.63
9/11/2017	344,496	PMCHK00006884	Accounts Payable	91503	Cangioni, Carole	\$779.63	
9/11/2017	344,498	PMTRX00011181	Accounts Payable	DAMAGES 09/17	Bardo, Rob or Meg		\$8,000.00
9/11/2017	344,499	PMCHK00006885	Accounts Payable	91504	Bardo, Rob or Meg	\$8,000.00	
9/11/2017	344,695	PMTRX00011190	Accounts Payable	841274	Environmental Resource Assoc		\$549.92
9/11/2017	344,741	PMTRX00011191	Accounts Payable	179451	VonLehman & Company Inc.		\$150.00
9/11/2017	344,869	PMTRX00011193	Accounts Payable	2263315	Ideal Supplies Inc		\$105.00
9/11/2017	344,875	PMTRX00011193	Accounts Payable	9017560323	Kemira Water Solutions, Inc.		\$5,035.32
9/11/2017	344,905	RECVG00002273	Accounts Payable	RCT0000009930	Core & Main		\$11,536.20
9/11/2017	344,908	RECVG00002273	Accounts Payable	RCT0000009933	Fortiline, Inc.		\$6,072.96
9/11/2017	344,913	RECVG00002273	Accounts Payable	RCT0000009938	Process Pump & Seal, Inc.		\$2,126.15
9/11/2017	345,058	PMTRX00011198	Accounts Payable	9116	Dons Garage Inc		\$295.04
9/11/2017	345,131	PMTRX00011199	Accounts Payable	927602	Lowe's		\$22.74
9/11/2017	345,189	RECVG00002276	Accounts Payable	RCT0000009948	E & H Integrated Systems		\$4,037.57
9/12/2017	344,526	PMTRX00011182	Accounts Payable	DAMAGES 09/17	Chisenhall, Doris or Kristie		\$8,000.00
9/12/2017	344,527	PMCHK00006886	Accounts Payable	91505	Chisenhall, Doris or Kristie	\$8,000.00	
9/12/2017	344,528	PMTRX00011183	Accounts Payable	DAMAGES 09/17-POD	Bardo, Rob or Meg		\$74.19
9/12/2017	344,529	PMCHK00006887	Accounts Payable	91506	Bardo, Rob or Meg	\$74.19	
9/12/2017	344,590	PMTRX00011185	Accounts Payable	091517DEFCOMP	Kentucky State Treasurer		\$5,479.02
9/12/2017	344,591	PMTRX00011185	Accounts Payable	091517DEFLOANS	Kentucky State Treasurer		\$104.11
9/12/2017	344,592	PMCHK00006888	Accounts Payable	91507	Kentucky State Treasurer	\$5,583.13	
9/12/2017	344,594	PMVPY00001032	Accounts Payable	91506	Bardo, Rob or Meg		\$74.19
9/12/2017	344,595	PMVVR00001343	Accounts Payable	DAMAGES 09/17-POD	Bardo, Rob or Meg	\$74.19	
9/12/2017	344,657	PMTRX00011189	Accounts Payable	DAMAGE-POD 09/17	Bardo, Rob or Meg		\$259.08
9/12/2017	344,687	PMTRX00011190	Accounts Payable	26759	Chase Environmental Group		\$70.00

9/12/2017	344,700	PMTRX00011190	Accounts Payable	2530659	Fisher Scientific		\$136.50		
9/12/2017	344,732	PMTRX00011191	Accounts Payable	49185238	OFFICETEAM, Specialized Admin. Staffing		\$636.97		
9/12/2017	344,858	PMTRX00011193	Accounts Payable	40502120028 9/17	Duke Energy		\$168.27		
9/12/2017	344,859	PMTRX00011193	Accounts Payable	52800530202 9/17	Duke Energy		\$21.22		
9/12/2017	344,860	PMTRX00011193	Accounts Payable	71100846203 9/17	Duke Energy		\$9.17		
9/12/2017	344,861	PMTRX00011193	Accounts Payable	8200284217 9/17	Duke Energy		\$50.31		
9/12/2017	344,863	PMTRX00011193	Accounts Payable	30200530205 9/17	Duke Energy		\$7.73		
9/12/2017	344,864	PMTRX00011193	Accounts Payable	54000843205 9/17	Duke Energy		\$20.69		
9/12/2017	344,865	PMTRX00011193	Accounts Payable	11316633	Equipment Depot		\$110.31		
9/12/2017	344,870	PMTRX00011193	Accounts Payable	2263348	Ideal Supplies Inc		\$210.00		
9/12/2017	344,880	PMTRX00011193	Accounts Payable	239065	E & H Integrated Systems		\$315.00		
9/12/2017	344,881	PMTRX00011193	Accounts Payable	REFUND CREDIT 09/17	Oberjohn, Karen		\$99.11		
9/12/2017	344,886	PMTRX00011193	Accounts Payable	3209120500000 9/17	Sanitation District No. 1		\$31.75		
9/12/2017	344,887	PMTRX00011193	Accounts Payable	3244550009000 9/17	Sanitation District No. 1		\$73.79		
9/12/2017	344,888	PMTRX00011193	Accounts Payable	3276030500000 9/17	Sanitation District No. 1		\$15.12		
9/12/2017	344,911	RECVG00002273	Accounts Payable	RCT0000009936	NexGen Building Supply		\$2,511.60		
9/12/2017	344,932	PMTRX00011195	Accounts Payable	141382	A-1 Electric Motor Service		\$862.90		
9/12/2017	344,951	PMTRX00011195	Accounts Payable	43500863200 9/17	Duke Energy		\$1,742.34		
9/12/2017	344,959	PMTRX00011195	Accounts Payable	K819-17	Mills Fence Co., Inc.		\$2,080.00		
System:	HISTORICAL DETAILED T 10/5/2018		10:45:50 AM	Page:	131	User Date:	10/5/2018	User ID:	skampsen
N Ky Water District									
9/12/2017	345,126	PMTRX00011199	Accounts Payable	44312	Kennys Collision Center		\$1,055.14		
9/12/2017	345,217	PMTRX00011203	Accounts Payable	18479	Flaig Welding Co Inc		\$149.50		
9/12/2017	345,219	PMTRX00011203	Accounts Payable	17-2022	Greater Comfort Heating & Air		\$600.00		
9/12/2017	345,240	PMTRX00011204	Accounts Payable	5035686	Mower Express, Inc.		\$40.00		
9/13/2017	344,596	PMTRX00011186	Accounts Payable	REFUND CREDIT 09/17	Gerdes, Yvette		\$900.00		
9/13/2017	344,597	PMCHK00006889	Accounts Payable	91508	Gerdes, Yvette	\$900.00			
9/13/2017	344,667	PMTRX00011189	Accounts Payable	238961	Crescent Springs Hardware		\$79.99		
9/13/2017	344,694	PMTRX00011190	Accounts Payable	238995	Crescent Springs Hardware		\$40.93		
9/13/2017	344,727	PMTRX00011191	Accounts Payable	925126	Lowe's		\$44.03		
9/13/2017	344,728	PMTRX00011191	Accounts Payable	927990	Lowe's		\$16.47		
9/13/2017	344,729	PMTRX00011191	Accounts Payable	910819	Lowe's		\$5.70		
9/13/2017	344,745	RECVG00002272	Accounts Payable	RCT0000009923	Florence Winwater Works		\$1,113.20		
9/13/2017	344,862	PMTRX00011193	Accounts Payable	20102202016 9/17	Duke Energy		\$7.81		
9/13/2017	344,868	PMTRX00011193	Accounts Payable	161126	Gleason Electric Inc		\$70.00		
9/13/2017	344,871	PMTRX00011193	Accounts Payable	2263376	Ideal Supplies Inc		\$550.00		
9/13/2017	345,123	PMTRX00011199	Accounts Payable	733-492054	KOI Enterprises, Inc		\$352.50		
9/13/2017	345,125	PMTRX00011199	Accounts Payable	737-062576	KOI Enterprises, Inc		\$24.26		
9/13/2017	345,143	PMTRX00011200	Accounts Payable	32395918	Safeguard Business Systems		\$284.25		
9/13/2017	345,610	PMTRX00011209	Accounts Payable	359655 00	Wilder Winnelson		\$27.32		
9/14/2017	344,684	PMTRX00011190	Accounts Payable	653601	A & S Electric Supply, Inc.		\$585.10		
9/14/2017	344,685	PMTRX00011190	Accounts Payable	DAMAGES - PODS	Bardo, Rob or Meg		\$74.19		
9/14/2017	344,688	PMTRX00011190	Accounts Payable	DAMAGES - PODS	Chisenhall, Doris or Kristie		\$333.27		
9/14/2017	344,705	PMTRX00011190	Accounts Payable	75215	Flynn Metering Systems		\$235.29		
9/14/2017	344,843	PMTRX00011193	Accounts Payable	31581-0917	ADS Environmental Services		\$750.00		
9/14/2017	344,866	PMTRX00011193	Accounts Payable	2804777	Fisher Scientific		\$567.35		
9/14/2017	344,867	PMTRX00011193	Accounts Payable	2804778	Fisher Scientific		\$94.94		
9/14/2017	344,872	PMTRX00011193	Accounts Payable	2263422	Ideal Supplies Inc		\$440.00		
9/14/2017	344,873	PMTRX00011193	Accounts Payable	2263405	Ideal Supplies Inc		\$165.00		
9/14/2017	344,874	PMTRX00011193	Accounts Payable	2263425	Ideal Supplies Inc		\$330.00		
9/14/2017	344,877	PMTRX00011193	Accounts Payable	925356	Lowe's		\$44.46		
9/14/2017	344,879	PMTRX00011193	Accounts Payable	2277394	Lykins Oil Company		\$930.84		
9/14/2017	344,882	PMTRX00011193	Accounts Payable	5121000 9/17	Owen Electric Cooperative Inc		\$59.02		
9/14/2017	344,883	PMTRX00011193	Accounts Payable	5121001 9/17	Owen Electric Cooperative Inc		\$18.63		
9/14/2017	344,894	PMTRX00011193	Accounts Payable	115850401 9/17	Time Warner Cable		\$110.00		
9/14/2017	344,895	PMTRX00011193	Accounts Payable	28059	United Window Cleaning Co., Inc.		\$40.00		
9/14/2017	344,934	PMTRX00011195	Accounts Payable	4413130 9/17	Cincinnati Bell		\$67.64		
9/14/2017	344,935	PMTRX00011195	Accounts Payable	4413805 9/17	Cincinnati Bell		\$112.05		
9/14/2017	344,936	PMTRX00011195	Accounts Payable	4414090 9/17	Cincinnati Bell		\$407.00		
9/14/2017	344,937	PMTRX00011195	Accounts Payable	4410482 9/17	Cincinnati Bell		\$562.15		
9/14/2017	344,938	PMTRX00011195	Accounts Payable	4419432 9/17	Cincinnati Bell		\$135.29		
9/14/2017	344,939	PMTRX00011195	Accounts Payable	4419198 9/17	Cincinnati Bell		\$174.08		
9/14/2017	344,940	PMTRX00011195	Accounts Payable	4410675 9/17	Cincinnati Bell		\$176.56		
9/14/2017	344,941	PMTRX00011195	Accounts Payable	4410815 9/17	Cincinnati Bell		\$204.00		

9/14/2017	344,942	PMTRX00011195	Accounts Payable	4410896	9/17	Cincinnati Bell	\$61.36		
9/14/2017	344,943	PMTRX00011195	Accounts Payable	4411013	9/17	Cincinnati Bell	\$112.05		
9/14/2017	344,944	PMTRX00011195	Accounts Payable	4411893	9/17	Cincinnati Bell	\$219.67		
9/14/2017	344,945	PMTRX00011195	Accounts Payable	4413118	9/17	Cincinnati Bell	\$65.72		
9/14/2017	344,947	PMTRX00011195	Accounts Payable	9300832200	9/17	Duke Energy	\$67.61		
9/14/2017	344,948	PMTRX00011195	Accounts Payable	97600131200	9/17	Duke Energy	\$11.79		
9/14/2017	345,121	PMTRX00011199	Accounts Payable	733-093204		KOI Enterprises, Inc	\$248.86		
9/14/2017	345,211	PMTRX00011203	Accounts Payable	49224		Erlanger Window Cleaning	\$1,850.00		
9/14/2017	345,212	PMTRX00011203	Accounts Payable	49223		Erlanger Window Cleaning	\$1,500.00		
9/14/2017	345,213	PMTRX00011203	Accounts Payable	49225		Erlanger Window Cleaning	\$750.00		
9/14/2017	345,661	PMTRX00011211	Accounts Payable	8472061		Ovivo USA, LLC	\$580.00		
9/15/2017	344,890	PMTRX00011193	Accounts Payable	8663439		Southern States	\$74.61		
9/15/2017	344,904	RECVG00002273	Accounts Payable	RCT0000009929		CE Power Solutions, LLC	\$1,520.00		
9/15/2017	344,915	RECVG00002273	Accounts Payable	RCT0000009940		Viking Supply, Inc	\$1,264.75		
9/15/2017	344,946	PMTRX00011195	Accounts Payable	4001664914		Cintas #315	\$680.08		
9/15/2017	344,949	PMTRX00011195	Accounts Payable	4403644019	9/17	Duke Energy	\$9.97		
9/15/2017	344,950	PMTRX00011195	Accounts Payable	37103690014	9/17	Duke Energy	\$10.38		
9/15/2017	345,111	PMTRX00011199	Accounts Payable	841639		Environmental Resource Assoc	\$206.97		
9/15/2017	345,120	PMTRX00011199	Accounts Payable	733-492593		KOI Enterprises, Inc	\$14.74		
9/15/2017	345,122	PMTRX00011199	Accounts Payable	733-492592		KOI Enterprises, Inc	\$14.74		
9/15/2017	345,141	PMTRX00011200	Accounts Payable	91117		Randy's Rugged Wear	\$1,094.97		
9/15/2017	345,147	PMTRX00011200	Accounts Payable	542799078		Sigma-Aldrich Inc	\$51.77		
9/15/2017	345,187	RECVG00002276	Accounts Payable	RCT0000009946		Wiseway Supply	\$3,993.99		
9/15/2017	345,190	RECVG00002276	Accounts Payable	RCT0000009949		General Foundries, Inc.	\$700.00		
9/15/2017	345,231	PMTRX00011204	Accounts Payable	22029		Mark's Garage	\$265.06		
9/15/2017	345,257	PMTRX00011205	Accounts Payable	505970		Southeastern Equipment Co Inc	\$3,245.43		
9/15/2017	345,551	PMTRX00011208	Accounts Payable	HRP-0000116354		Human Resource Profile Inc	\$200.00		
9/15/2017	345,659	PMTRX00011211	Accounts Payable	927337		Lowe's	\$11.38		
9/16/2017	344,748	PMCHK00006892	Accounts Payable	91509		A-1 Electric Motor Service	\$211.58		
9/16/2017	344,749	PMCHK00006892	Accounts Payable	91510		Analytical Services Inc	\$874.00		
9/16/2017	344,750	PMCHK00006892	Accounts Payable	91511		A & S Electric Supply, Inc.	\$585.10		
System:	HISTORICAL DETAILED T 10/5/2018		10:45:50 AM	Page:	132	User Date:	10/5/2018	User ID:	skampsen
N Ky Water District									
9/16/2017	344,751	PMCHK00006892	Accounts Payable	91512		Badger Meter, Inc	\$81.00		
9/16/2017	344,752	PMCHK00006892	Accounts Payable	91513		Bardo, Rob or Meg	\$333.27		
9/16/2017	344,753	PMCHK00006892	Accounts Payable	91514		B C Engineering Co	\$276.02		
9/16/2017	344,754	PMCHK00006892	Accounts Payable	91515		Best Way Disposal	\$705.01		
9/16/2017	344,755	PMCHK00006892	Accounts Payable	91516		Blevins, Adam	\$92.19		
9/16/2017	344,756	PMCHK00006892	Accounts Payable	91517		Carroll, Amber	\$12.56		
9/16/2017	344,757	PMCHK00006892	Accounts Payable	91518		CCP Industries Inc.	\$400.27		
9/16/2017	344,758	PMCHK00006892	Accounts Payable	91519		CDW Government Inc.	\$81.95		
9/16/2017	344,759	PMCHK00006892	Accounts Payable	91520		Chase Environmental Group	\$70.00		
9/16/2017	344,760	PMCHK00006892	Accounts Payable	91521		Chisenhall, Doris or Kristie	\$333.27		
9/16/2017	344,761	PMCHK00006892	Accounts Payable	91522		Cincinnati Bell	\$493.02		
9/16/2017	344,762	PMCHK00006892	Accounts Payable	91523		Cintas #315	\$1,914.87		
9/16/2017	344,763	PMCHK00006892	Accounts Payable	91524		Clear Edge Filtration	\$1,734.25		
9/16/2017	344,764	PMCHK00006892	Accounts Payable	91525		Cline, Joan	\$66.74		
9/16/2017	344,765	PMCHK00006892	Accounts Payable	91526		Combined Public Comm.	\$1,341.27		
9/16/2017	344,766	PMCHK00006892	Accounts Payable	91527		Core & Main	\$132.00		
9/16/2017	344,767	PMCHK00006892	Accounts Payable	91528		Crescent Springs Hardware	\$123.50		
9/16/2017	344,768	PMCHK00006892	Accounts Payable	91529		Dons Garage Inc	\$3,126.07		
9/16/2017	344,769	PMCHK00006892	Accounts Payable	91530		Duke Energy	\$75,836.91		
9/16/2017	344,770	PMCHK00006892	Accounts Payable	91531		Edwards, Ian	\$125.56		
9/16/2017	344,771	PMCHK00006892	Accounts Payable	91532		Ellison, Ryan	\$39.75		
9/16/2017	344,772	PMCHK00006892	Accounts Payable	91533		Environmental Resource Assoc	\$549.92		
9/16/2017	344,773	PMCHK00006892	Accounts Payable	91534		Fangmeyer Jr., David	\$76.45		
9/16/2017	344,774	PMCHK00006892	Accounts Payable	91535		Fastenal Company	\$1,237.43		
9/16/2017	344,775	PMCHK00006892	Accounts Payable	91536		Fedders Feed Co., J. H.	\$42.95		
9/16/2017	344,776	PMCHK00006892	Accounts Payable	91537		Fifth Third Bank-Visa	\$1,212.65		
9/16/2017	344,777	PMCHK00006892	Accounts Payable	91538		Fisher Scientific	\$3,609.21		
9/16/2017	344,778	PMCHK00006892	Accounts Payable	91539		Flaugher, Justin	\$89.00		
9/16/2017	344,779	PMCHK00006892	Accounts Payable	91540		Florence Hardware & Industrial Supply	\$57.34		
9/16/2017	344,780	PMCHK00006892	Accounts Payable	91541		Florence Winwater Works	\$5,373.20		
9/16/2017	344,781	PMCHK00006892	Accounts Payable	91542		Flynn Metering Systems	\$235.29		

9/16/2017	344,782	PMCHK00006892	Accounts Payable	91543	Fortiline, Inc.	\$1,672.00		
9/16/2017	344,783	PMCHK00006892	Accounts Payable	91544	Gemmer & Sons, Inc.	\$10,861.07		
9/16/2017	344,784	PMCHK00006892	Accounts Payable	91545	GPS Hospitality Partners LLC	\$43.06		
9/16/2017	344,785	PMCHK00006892	Accounts Payable	91546	Greater Comfort Heating & Air	\$1,745.00		
9/16/2017	344,786	PMCHK00006892	Accounts Payable	91547	Hach Company	\$345.59		
9/16/2017	344,787	PMCHK00006892	Accounts Payable	91548	Hall's Paving & Sealing, Inc.	\$2,244.80		
9/16/2017	344,788	PMCHK00006892	Accounts Payable	91549	Henn Plumbing Inc.	\$260.00		
9/16/2017	344,789	PMCHK00006892	Accounts Payable	91550	Hewlett-Packard	\$450.00		
9/16/2017	344,790	PMCHK00006892	Accounts Payable	91551	Holland, Brandon	\$14.00		
9/16/2017	344,791	PMCHK00006892	Accounts Payable	91552	Hoop, Kenneth	\$68.08		
9/16/2017	344,792	PMCHK00006892	Accounts Payable	91553	Hughes, PSC., John N.	\$8,300.00		
9/16/2017	344,793	PMCHK00006892	Accounts Payable	91554	Ideal Supplies Inc	\$10,827.50		
9/16/2017	344,794	PMCHK00006892	Accounts Payable	91555	Jolly Plumbing	\$175.00		
9/16/2017	344,795	PMCHK00006892	Accounts Payable	91556	Kemira Water Solutions, Inc.	\$5,022.34		
9/16/2017	344,796	PMCHK00006892	Accounts Payable	91557	KOI Enterprises, Inc	\$541.58		
9/16/2017	344,797	PMCHK00006892	Accounts Payable	91558	Kiefer, Catherine	\$72.97		
9/16/2017	344,798	PMCHK00006892	Accounts Payable	91559	Knew Day LLC	\$113.67		
9/16/2017	344,799	PMCHK00006892	Accounts Payable	91560	Kramer, Tom	\$125.42		
9/16/2017	344,800	PMCHK00006892	Accounts Payable	91561	Linville, Steven	\$125.80		
9/16/2017	344,801	PMCHK00006892	Accounts Payable	91562	Lowe's	\$66.20		
9/16/2017	344,802	PMCHK00006892	Accounts Payable	91563	Lykins Oil Company	\$2,410.54		
9/16/2017	344,803	PMCHK00006892	Accounts Payable	91564	Mailender Inc.	\$393.81		
9/16/2017	344,804	PMCHK00006892	Accounts Payable	91565	Mark's Garage	\$1,478.32		
9/16/2017	344,805	PMCHK00006892	Accounts Payable	91566	Mills Fence Co., Inc.	\$1,450.00		
9/16/2017	344,806	PMCHK00006892	Accounts Payable	91567	Millipore Corporation	\$1,394.36		
9/16/2017	344,807	PMCHK00006892	Accounts Payable	91568	Morgan, Stephanie	\$46.48		
9/16/2017	344,808	PMCHK00006892	Accounts Payable	91569	Murray, Dirk	\$107.39		
9/16/2017	344,809	PMCHK00006892	Accounts Payable	91570	OFFICETEAM, Specialized Admin. Staffing	\$636.97		
9/16/2017	344,810	PMCHK00006892	Accounts Payable	91571	Owen Electric Cooperative Inc	\$16,711.46		
9/16/2017	344,811	PMCHK00006892	Accounts Payable	91572	Parr, Heather	\$16.63		
9/16/2017	344,812	PMCHK00006892	Accounts Payable	91573	Pitney Bowes Inc.	\$765.12		
9/16/2017	344,813	PMCHK00006892	Accounts Payable	91574	Ramler, Brian	\$22.09		
9/16/2017	344,814	PMCHK00006892	Accounts Payable	91575	Riser, Lois	\$96.12		
9/16/2017	344,815	PMCHK00006892	Accounts Payable	91576	R & M Welding Products Inc	\$320.48		
9/16/2017	344,816	PMCHK00006892	Accounts Payable	91577	Rodriguez, Oscar	\$32.42		
9/16/2017	344,817	PMCHK00006892	Accounts Payable	91578	RUMPKE	\$83.37		
9/16/2017	344,818	PMCHK00006892	Accounts Payable	91579	Sanitation District No. 1	\$218.91		
9/16/2017	344,819	PMCHK00006892	Accounts Payable	91580	Shell, Walter	\$49.79		
9/16/2017	344,820	PMCHK00006892	Accounts Payable	91581	Simon, Lisa	\$5.36		
9/16/2017	344,821	PMCHK00006892	Accounts Payable	91582	Smith, Steve	\$125.60		
9/16/2017	344,822	PMCHK00006892	Accounts Payable	91583	Southeastern Equipment Co Inc	\$611.32		
9/16/2017	344,823	PMCHK00006892	Accounts Payable	91584	Staples Advantage	\$179.53		
9/16/2017	344,824	PMCHK00006892	Accounts Payable	91585	Tilden, Amanda	\$17.81		
System:	HISTORICAL DETAILED T 10/5/2018		10:45:50 AM	Page:	133	User Date:	10/5/2018	User ID: skampsen
N Ky Water District								
9/16/2017	344,825	PMCHK00006892	Accounts Payable	91586	Trotter, Bucky	\$49.81		
9/16/2017	344,826	PMCHK00006892	Accounts Payable	91587	Univar USA Inc.	\$11,650.32		
9/16/2017	344,827	PMCHK00006892	Accounts Payable	91588	USALCO	\$5,708.84		
9/16/2017	344,828	PMCHK00006892	Accounts Payable	91589	Vertical Systems Elevator	\$256.79		
9/16/2017	344,829	PMCHK00006892	Accounts Payable	91590	Viking Supply, Inc	\$6,679.43		
9/16/2017	344,830	PMCHK00006892	Accounts Payable	91591	Visionary Holdings LLC	\$117.87		
9/16/2017	344,831	PMCHK00006892	Accounts Payable	91592	VonLehman & Company Inc.	\$150.00		
9/16/2017	344,832	PMCHK00006892	Accounts Payable	91593	Watson, Kyle	\$44.59		
9/16/2017	344,840	PMVPY00001033	Accounts Payable	91537	Fifth Third Bank-Visa	\$1,212.65		
9/16/2017	344,889	PMTRX00011193	Accounts Payable	2012000100000 9/17	Sanitation District No. 1	\$55.94		
9/16/2017	345,053	PMTRX00011198	Accounts Payable	4410813 9/17	Cincinnati Bell	\$69.06		
9/16/2017	345,191	RECVG00002276	Accounts Payable	RCT0000009950	Microsoft	\$6,468.00		
9/17/2017	344,955	PMTRX00011195	Accounts Payable	350861461	Humana Dental Ins. Co.	\$931.60		
9/17/2017	345,253	PMTRX00011205	Accounts Payable	IVC020001202965	Pridestaff Financial	\$1,088.00		
9/17/2017	345,600	PMTRX00011209	Accounts Payable	9455009900000 9/17	Sanitation District No. 1	\$15.62		
9/18/2017	344,833	PMTRX00011192	Accounts Payable	092217DEFCOMP	Kentucky State Treasurer	\$5,479.02		
9/18/2017	344,834	PMTRX00011192	Accounts Payable	092217DEFLOANS	Kentucky State Treasurer	\$104.11		
9/18/2017	344,835	PMCHK00006893	Accounts Payable	91594	Kentucky State Treasurer	\$5,583.13		
9/18/2017	344,846	PMTRX00011193	Accounts Payable	REFUND CREDIT 09/17	Brehm, Joe	\$500.00		

9/18/2017	344,853	PMTRX00011193	Accounts Payable	239107	Crescent Springs Hardware	\$34.99	
9/18/2017	344,958	PMTRX00011195	Accounts Payable	16159551	Matheson Tri-Gas, Inc.	\$876.67	
9/18/2017	345,061	PMTRX00011198	Accounts Payable	74300342209 9/17	Duke Energy	\$113.28	
9/18/2017	345,062	PMTRX00011198	Accounts Payable	9800343205 9/17	Duke Energy	\$945.90	
9/18/2017	345,064	PMTRX00011198	Accounts Payable	98003659011 9/17	Duke Energy	\$858.18	
9/18/2017	345,066	PMTRX00011198	Accounts Payable	76203669018 9/17	Duke Energy	\$56.32	
9/18/2017	345,067	PMTRX00011198	Accounts Payable	13300564210 9/17	Duke Energy	\$7.96	
9/18/2017	345,068	PMTRX00011198	Accounts Payable	30800678010 9/17	Duke Energy	\$24,379.80	
9/18/2017	345,070	PMTRX00011198	Accounts Payable	55002055014 9/17	Duke Energy	\$2,374.26	
9/18/2017	345,118	PMTRX00011199	Accounts Payable	733-492807	KOI Enterprises, Inc	\$94.00	
9/18/2017	345,145	PMTRX00011200	Accounts Payable	438081923000 9/17	Sanitation District No. 1	\$378.00	
9/18/2017	345,146	PMTRX00011200	Accounts Payable	437015560000 9/17	Sanitation District No. 1	\$21.17	
9/18/2017	345,153	PMTRX00011200	Accounts Payable	1248260	USALCO	\$5,904.72	
9/18/2017	345,232	PMTRX00011204	Accounts Payable	22032	Mark's Garage	\$133.55	
9/18/2017	345,255	PMTRX00011205	Accounts Payable	428091000000 9/17	Sanitation District No. 1	\$10.25	
9/18/2017	345,256	PMTRX00011205	Accounts Payable	438103599002 9/17	Sanitation District No. 1	\$30.24	
9/18/2017	345,557	PMTRX00011208	Accounts Payable	2263509	Ideal Supplies Inc	\$195.00	
9/18/2017	345,558	PMTRX00011208	Accounts Payable	2263498	Ideal Supplies Inc	\$135.00	
9/19/2017	344,876	PMTRX00011193	Accounts Payable	925952	Lowe's	\$568.20	
9/19/2017	344,909	RECVG00002273	Accounts Payable	RCT0000009934	Fortiline, Inc.	\$1,733.75	
9/19/2017	344,956	PMTRX00011195	Accounts Payable	743-112389	KOI Enterprises, Inc	\$13.33	
9/19/2017	344,957	PMTRX00011195	Accounts Payable	927206..	Lowe's	\$26.46	
9/19/2017	344,961	PMTRX00011195	Accounts Payable	49232746	OFFICETEAM, Specialized Admin. Staffing	\$792.89	
9/19/2017	345,040	PMTRX00011198	Accounts Payable	31503	Analytical Services Inc	\$437.00	
9/19/2017	345,050	PMTRX00011198	Accounts Payable	KFN5238	CDW Government Inc.	\$22.97	
9/19/2017	345,051	PMTRX00011198	Accounts Payable	5789898 9/17	Cincinnati Bell	\$1,697.60	
9/19/2017	345,052	PMTRX00011198	Accounts Payable	3413035 9/17	Cincinnati Bell	\$168.06	
9/19/2017	345,054	PMTRX00011198	Accounts Payable	2830886 9/17	Cincinnati Bell	\$67.64	
9/19/2017	345,055	PMTRX00011198	Accounts Payable	5788795 9/17	Cincinnati Bell	\$136.02	
9/19/2017	345,065	PMTRX00011198	Accounts Payable	16503714012 9/17	Duke Energy	\$7.73	
9/19/2017	345,069	PMTRX00011198	Accounts Payable	92203548011 9/17	Duke Energy	\$19.61	
9/19/2017	345,117	PMTRX00011199	Accounts Payable	798188	JD Power Systems	\$137.61	
9/19/2017	345,119	PMTRX00011199	Accounts Payable	767-015741	KOI Enterprises, Inc	\$305.66	
9/19/2017	345,199	PMTRX00011202	Accounts Payable	KFQ0966	CDW Government Inc.	\$291.09	
9/19/2017	345,203	PMTRX00011202	Accounts Payable	INV00002958-B188X	Cincinnati Bell	\$1,472.91	
9/19/2017	345,210	PMTRX00011203	Accounts Payable	11319590	Equipment Depot	\$446.13	
9/19/2017	345,218	PMTRX00011203	Accounts Payable	9560145238	Grainger	\$51.48	
9/19/2017	345,221	PMTRX00011203	Accounts Payable	10637656	Hach Company	\$862.77	
9/19/2017	345,535	PMTRX00011207	Accounts Payable	21100162200 9/17	Duke Energy	\$7.73	
9/19/2017	345,559	PMTRX00011208	Accounts Payable	2263535	Ideal Supplies Inc	\$165.00	
9/19/2017	345,560	PMTRX00011208	Accounts Payable	2263534	Ideal Supplies Inc	\$110.00	
9/19/2017	345,561	PMTRX00011208	Accounts Payable	2263540	Ideal Supplies Inc	\$220.00	
9/20/2017	344,953	PMTRX00011195	Accounts Payable	062516*2752	Gannett Fleming Companies, Inc.	\$1,680.00	
9/20/2017	344,954	PMTRX00011195	Accounts Payable	602702922	Hillyard Kentucky	\$163.90	
9/20/2017	344,966	PMTRX00011195	Accounts Payable	489300	Wildman Corporate Apparel	\$98.96	
9/20/2017	345,060	PMTRX00011198	Accounts Payable	SI-1623310	Dove Data Products, Inc.	\$527.00	
9/20/2017	345,130	PMTRX00011199	Accounts Payable	919198	Lowe's	\$305.75	
9/20/2017	345,142	PMTRX00011200	Accounts Payable	896261	R & M Welding Products Inc	\$27.89	
9/20/2017	345,151	PMTRX00011200	Accounts Payable	CI-760515	Univar USA Inc.	\$2,775.55	
9/20/2017	345,154	PMTRX00011200	Accounts Payable	489868	Wildman Corporate Apparel	\$98.24	
9/20/2017	345,155	PMTRX00011200	Accounts Payable	489865	Wildman Corporate Apparel	\$89.88	
9/20/2017	345,156	PMTRX00011200	Accounts Payable	489862	Wildman Corporate Apparel	\$243.90	
9/20/2017	345,166	PMTRX00011200	Accounts Payable	489298	Wildman Corporate Apparel	\$41.12	
9/20/2017	345,167	PMTRX00011200	Accounts Payable	489296	Wildman Corporate Apparel	\$94.94	
9/20/2017	345,168	PMTRX00011200	Accounts Payable	489875	Wildman Corporate Apparel	\$252.54	
System:	HISTORICAL DETAILED T 10/5/2018		10:45:50 AM	Page:	134	User Date: 10/5/2018	User ID: skampsen
N Ky Water District							
9/20/2017	345,169	PMTRX00011200	Accounts Payable	489873	Wildman Corporate Apparel	\$99.46	
9/20/2017	345,170	PMTRX00011200	Accounts Payable	489869	Wildman Corporate Apparel	\$94.92	
9/20/2017	345,202	PMTRX00011202	Accounts Payable	896115 9/17	Cincinnati Bell Any Distance	\$100.33	
9/20/2017	345,206	PMTRX00011203	Accounts Payable	9220	Dons Garage Inc	\$1,940.04	
9/20/2017	345,223	PMTRX00011204	Accounts Payable	116869	Kent Refrigeration Company	\$855.35	
9/20/2017	345,521	PMTRX00011207	Accounts Payable	4001710089	Cintas #315	\$569.29	
9/20/2017	345,522	PMTRX00011207	Accounts Payable	4001709898	Cintas #315	\$276.53	

9/20/2017	345,562	PMTRX00011208	Accounts Payable	2263602	Ideal Supplies Inc	\$137.50
9/20/2017	345,563	PMTRX00011208	Accounts Payable	2263573	Ideal Supplies Inc	\$420.00
9/21/2017	344,976	PMCHK00006896	Accounts Payable	91595	A-1 Electric Motor Service	\$862.90
9/21/2017	344,977	PMCHK00006896	Accounts Payable	91596	ADS Environmental Services	\$750.00
9/21/2017	344,978	PMCHK00006896	Accounts Payable	91597	Appalachian States Analytical, LLC	\$4,652.80
9/21/2017	344,979	PMCHK00006896	Accounts Payable	91598	Badger Daylighting Corp.	\$1,260.00
9/21/2017	344,980	PMCHK00006896	Accounts Payable	91599	Bennett, Cecil	\$22.10
9/21/2017	344,981	PMCHK00006896	Accounts Payable	91600	Brehm, Joe	\$500.00
9/21/2017	344,982	PMCHK00006896	Accounts Payable	91601	Calgon Carbon Corporation	\$4,749.20
9/21/2017	344,983	PMCHK00006896	Accounts Payable	91602	CBT Company	\$2,376.53
9/21/2017	344,984	PMCHK00006896	Accounts Payable	91603	CE Power Solutions, LLC	\$1,520.00
9/21/2017	344,985	PMCHK00006896	Accounts Payable	91604	Cincinnati Bell	\$3,196.77
9/21/2017	344,986	PMCHK00006896	Accounts Payable	91605	Cintas #315	\$680.08
9/21/2017	344,987	PMCHK00006896	Accounts Payable	91606	Core & Main	\$11,536.20
9/21/2017	344,988	PMCHK00006896	Accounts Payable	91607	Crescent Springs Hardware	\$34.99
9/21/2017	344,989	PMCHK00006896	Accounts Payable	91608	Duke Energy	\$2,449.98
9/21/2017	344,990	PMCHK00006896	Accounts Payable	91609	E & H Integrated Systems	\$315.00
9/21/2017	344,991	PMCHK00006896	Accounts Payable	91610	Equipment Depot	\$110.31
9/21/2017	344,992	PMCHK00006896	Accounts Payable	91611	Fifth Third Bank-Visa	\$913.65
9/21/2017	344,993	PMCHK00006896	Accounts Payable	91612	Fisher Scientific	\$662.29
9/21/2017	344,994	PMCHK00006896	Accounts Payable	91613	Flynn Metering Systems	\$1,470.80
9/21/2017	344,995	PMCHK00006896	Accounts Payable	91614	Fortiline, Inc.	\$9,306.71
9/21/2017	344,996	PMCHK00006896	Accounts Payable	91615	Gannett Fleming Companies, Inc.	\$1,680.00
9/21/2017	344,997	PMCHK00006896	Accounts Payable	91616	Gleason Electric Inc	\$70.00
9/21/2017	344,998	PMCHK00006896	Accounts Payable	91617	Hillyard Kentucky	\$163.90
9/21/2017	344,999	PMCHK00006896	Accounts Payable	91618	Humana Dental Ins. Co.	\$931.60
9/21/2017	345,000	PMCHK00006896	Accounts Payable	91619	Ideal Supplies Inc	\$1,800.00
9/21/2017	345,001	PMCHK00006896	Accounts Payable	91620	Kemira Water Solutions, Inc.	\$5,035.32
9/21/2017	345,002	PMCHK00006896	Accounts Payable	91621	KOI Enterprises, Inc	\$13.33
9/21/2017	345,003	PMCHK00006896	Accounts Payable	91622	Lowe's	\$639.12
9/21/2017	345,004	PMCHK00006896	Accounts Payable	91623	Lykins Oil Company	\$1,866.57
9/21/2017	345,005	PMCHK00006896	Accounts Payable	91624	Matheson Tri-Gas, Inc.	\$876.67
9/21/2017	345,006	PMCHK00006896	Accounts Payable	91625	Mills Fence Co., Inc.	\$2,080.00
9/21/2017	345,007	PMCHK00006896	Accounts Payable	91626	Minuteman/Design Press	\$520.00
9/21/2017	345,008	PMCHK00006896	Accounts Payable	91627	NexGen Building Supply	\$2,511.60
9/21/2017	345,009	PMCHK00006896	Accounts Payable	91628	Oberjohn, Karen	\$99.11
9/21/2017	345,010	PMCHK00006896	Accounts Payable	91629	OFFICETEAM, Specialized Admin. Staffing	\$792.89
9/21/2017	345,011	PMCHK00006896	Accounts Payable	91630	Otis Elevator Company	\$2,783.47
9/21/2017	345,012	PMCHK00006896	Accounts Payable	91631	Owen Electric Cooperative Inc	\$77.65
9/21/2017	345,013	PMCHK00006896	Accounts Payable	91632	Phenova	\$136.80
9/21/2017	345,014	PMCHK00006896	Accounts Payable	91633	Pridestaff Financial	\$1,360.00
9/21/2017	345,015	PMCHK00006896	Accounts Payable	91634	Process Pump & Seal, Inc.	\$3,074.31
9/21/2017	345,016	PMCHK00006896	Accounts Payable	91635	R & M Welding Products Inc	\$27.89
9/21/2017	345,017	PMCHK00006896	Accounts Payable	91636	Sanitation District No. 1	\$176.60
9/21/2017	345,018	PMCHK00006896	Accounts Payable	91637	Southern States	\$74.61
9/21/2017	345,019	PMCHK00006896	Accounts Payable	91638	Staples Advantage	\$864.91
9/21/2017	345,020	PMCHK00006896	Accounts Payable	91639	St. Elizabeth Business Health	\$622.00
9/21/2017	345,021	PMCHK00006896	Accounts Payable	91640	Thatcher Chemical of Florida Inc	\$10,608.00
9/21/2017	345,022	PMCHK00006896	Accounts Payable	91641	Time Warner Cable	\$110.00
9/21/2017	345,023	PMCHK00006896	Accounts Payable	91642	United Window Cleaning Co., Inc.	\$40.00
9/21/2017	345,024	PMCHK00006896	Accounts Payable	91643	US Bank Equipment Finance	\$1,184.37
9/21/2017	345,025	PMCHK00006896	Accounts Payable	91644	Viking Supply, Inc	\$1,264.75
9/21/2017	345,026	PMCHK00006896	Accounts Payable	91645	Waste Resource Management Inc.	\$2,260.16
9/21/2017	345,027	PMCHK00006896	Accounts Payable	91646	Wildman Corporate Apparel	\$98.96
9/21/2017	345,028	PMCHK00006896	Accounts Payable	91647	Wilhelm-Olsen, Helen	\$107.99
9/21/2017	345,031	PMVPY00001034	Accounts Payable	91611	Fifth Third Bank-Visa	\$913.65
9/21/2017	345,041	PMTRX00011198	Accounts Payable	254030-4	Arts Rental Equipment & Supply	\$334.00
9/21/2017	345,056	PMTRX00011198	Accounts Payable	239180	Crescent Springs Hardware	\$14.97
9/21/2017	345,063	PMTRX00011198	Accounts Payable	55600815015 9/17	Duke Energy	\$21,357.20
9/21/2017	345,113	PMTRX00011199	Accounts Payable	FIRE HYDRANT 1859	Goetz Matt	\$220.00
9/21/2017	345,127	PMTRX00011199	Accounts Payable	FIRE HYDRANT 1857	Len Riegler Blacktop, Inc.	\$312.03
9/21/2017	345,132	PMTRX00011199	Accounts Payable	941346	Lowe's	\$259.34
9/21/2017	345,133	PMTRX00011199	Accounts Payable	FIRE HYDRANT 1860	Lucas Pools	\$3.60
9/21/2017	345,134	PMTRX00011199	Accounts Payable	2283411	Lykins Oil Company	\$1,310.98



9/21/2017	345,157	PMTRX00011200	Accounts Payable	490106	Wildman Corporate Apparel	\$185.27
9/21/2017	345,158	PMTRX00011200	Accounts Payable	490107	Wildman Corporate Apparel	\$53.90
9/21/2017	345,159	PMTRX00011200	Accounts Payable	490078	Wildman Corporate Apparel	\$81.00
System:	HISTORICAL DETAILED T	10/5/2018	10:45:50 AM	Page:	135	User Date: 10/5/2018
						User ID: skampsen
N Ky Water District						
9/21/2017	345,160	PMTRX00011200	Accounts Payable	490108	Wildman Corporate Apparel	\$104.35
9/21/2017	345,161	PMTRX00011200	Accounts Payable	490109	Wildman Corporate Apparel	\$59.70
9/21/2017	345,162	PMTRX00011200	Accounts Payable	490112	Wildman Corporate Apparel	\$150.94
9/21/2017	345,163	PMTRX00011200	Accounts Payable	490111	Wildman Corporate Apparel	\$151.31
9/21/2017	345,164	PMTRX00011200	Accounts Payable	490110	Wildman Corporate Apparel	\$39.80
9/21/2017	345,165	PMTRX00011200	Accounts Payable	490113	Wildman Corporate Apparel	\$143.18
9/21/2017	345,197	PMTRX00011202	Accounts Payable	8026692	BestOne, Tire & Service of Mid America, Inc.	\$417.52
9/21/2017	345,198	PMTRX00011202	Accounts Payable	FIRE HYDRANT 1862	CA Advance	\$121.59
9/21/2017	345,222	PMTRX00011204	Accounts Payable	733-493393	KOI Enterprises, Inc	\$41.76
9/21/2017	345,224	PMTRX00011204	Accounts Payable	927641	Lowe's	\$13.29
9/21/2017	345,226	PMTRX00011204	Accounts Payable	925205	Lowe's	\$151.96
9/21/2017	345,234	PMTRX00011204	Accounts Payable	FIRE HYDRANT 1861	Mainstrasse Village Assoc.	\$200.79
9/21/2017	345,235	PMTRX00011204	Accounts Payable	FIRE HYDRANT 1852	Miller Pipeline	\$415.44
9/21/2017	345,246	PMTRX00011205	Accounts Payable	FIRE HYDRANT 1854	North Star Painting Co Inc	\$275.20
9/21/2017	345,248	PMTRX00011205	Accounts Payable	FIRE HYDRANT 1863	O'Rourke Wrecking Co	\$585.00
9/21/2017	345,251	PMTRX00011205	Accounts Payable	5121004 9/17	Owen Electric Cooperative Inc	\$35.47
9/21/2017	345,261	PMTRX00011205	Accounts Payable	FIRE HYDRANT 1851	SWS Environmental	\$180.40
9/21/2017	345,263	PMTRX00011205	Accounts Payable	FIRE HYDRANT 1858	Tele-Vac Environmental	\$146.39
9/21/2017	345,268	PMTRX00011205	Accounts Payable	490079	Wildman Corporate Apparel	\$30.64
9/21/2017	345,564	PMTRX00011208	Accounts Payable	2263637	Ideal Supplies Inc	\$165.00
9/21/2017	345,616	RECVG00002278	Accounts Payable	RCT0000009960	Harper Oil Products Inc	\$1,710.43
9/21/2017	345,649	PMTRX00011211	Accounts Payable	9561949745	Grainger	\$252.45
9/21/2017	345,654	PMTRX00011211	Accounts Payable	358849	Kemper Inc Richard G	\$58.72
9/22/2017	345,124	PMTRX00011199	Accounts Payable	733-093822	KOI Enterprises, Inc	\$71.90
9/22/2017	345,129	PMTRX00011199	Accounts Payable	910863	Lowe's	\$15.55
9/22/2017	345,186	RECVG00002276	Accounts Payable	RCT0000009945	Electric Motor Technologies LLC	\$5,250.00
9/22/2017	345,200	PMTRX00011202	Accounts Payable	5810345 9/17	Cincinnati Bell	\$65.72
9/22/2017	345,201	PMTRX00011202	Accounts Payable	2923619 9/17	Cincinnati Bell	\$120.16
9/22/2017	345,207	PMTRX00011203	Accounts Payable	30903811010 9/17	Duke Energy	\$406.65
9/22/2017	345,208	PMTRX00011203	Accounts Payable	28203690012 9/17	Duke Energy	\$14.39
9/22/2017	345,209	PMTRX00011203	Accounts Payable	80000694200 9/17	Duke Energy	\$475.62
9/22/2017	345,214	PMTRX00011203	Accounts Payable	FWC7649	Fairway Crossing Condos	\$234.00
9/22/2017	345,252	PMTRX00011205	Accounts Payable	1174280	Polydyne, Inc.	\$3,344.00
9/22/2017	345,258	PMTRX00011205	Accounts Payable	111015334	Sumerel Tire Co., Inc., Bob	\$38.99
9/22/2017	345,260	PMTRX00011205	Accounts Payable	PINW289648	Supply Post Business Products	\$94.92
9/22/2017	345,265	PMTRX00011205	Accounts Payable	490380	Wildman Corporate Apparel	\$73.20
9/22/2017	345,523	PMTRX00011207	Accounts Payable	4001736663	Cintas #315	\$562.50
9/22/2017	345,525	PMTRX00011207	Accounts Payable	4001741527	Cintas #315	\$56.30
9/22/2017	345,547	PMTRX00011208	Accounts Payable	9563845016	Grainger	\$244.64
9/22/2017	345,552	PMTRX00011208	Accounts Payable	2263696	Ideal Supplies Inc	\$165.00
9/22/2017	345,553	PMTRX00011208	Accounts Payable	2263681	Ideal Supplies Inc	\$220.00
9/22/2017	345,554	PMTRX00011208	Accounts Payable	2263680	Ideal Supplies Inc	\$385.00
9/22/2017	345,555	PMTRX00011208	Accounts Payable	2263664	Ideal Supplies Inc	\$315.00
9/22/2017	345,556	PMTRX00011208	Accounts Payable	2263677	Ideal Supplies Inc	\$302.50
9/22/2017	345,565	PMTRX00011208	Accounts Payable	2263682	Ideal Supplies Inc	\$157.50
9/22/2017	345,592	PMTRX00011209	Accounts Payable	10738	Pension Corporation of America	\$4,630.48
9/22/2017	345,619	RECVG00002278	Accounts Payable	RCT0000009964	Zins Plumbing LLC	\$19,900.00
9/22/2017	345,648	PMTRX00011211	Accounts Payable	9564413343	Grainger	\$66.43
9/23/2017	345,144	PMTRX00011200	Accounts Payable	2030061001000 9/17	Sanitation District No. 1	\$258.55
9/23/2017	345,599	PMTRX00011209	Accounts Payable	5101003380000 9/17	Sanitation District No. 1	\$69.55
9/25/2017	345,112	PMTRX00011199	Accounts Payable	UNIFORMS 09/17	Glass, Steve	\$99.06
9/25/2017	345,139	PMTRX00011200	Accounts Payable	49260203	OFFICETEAM, Specialized Admin. Staffing	\$152.46
9/25/2017	345,188	RECVG00002276	Accounts Payable	RCT0000009947	Kaman Fluid Power	\$500.00
9/25/2017	345,215	PMTRX00011203	Accounts Payable	16005	Fastech Alarms &	\$623.97
9/25/2017	345,216	PMTRX00011203	Accounts Payable	3795715	Fisher Scientific	\$271.46
9/25/2017	345,227	PMTRX00011204	Accounts Payable	952594	Lowe's	\$26.83
9/25/2017	345,237	PMTRX00011204	Accounts Payable	382866	Minuteman/Design Press	\$46.50
9/25/2017	345,247	PMTRX00011205	Accounts Payable	1802-311531	O'Reilly Auto Parts	\$239.99
9/25/2017	345,269	PMTRX00011205	Accounts Payable	490559	Wildman Corporate Apparel	\$97.38

9/25/2017	345,270	PMTRX00011205	Accounts Payable	490574	Wildman Corporate Apparel		\$82.16
9/25/2017	345,516	PMTRX00011207	Accounts Payable	4410536 9/17	Cincinnati Bell		\$286.45
9/25/2017	345,517	PMTRX00011207	Accounts Payable	1007823 9/17	Cincinnati Bell		\$241.35
9/25/2017	345,518	PMTRX00011207	Accounts Payable	7810420 9/17	Cincinnati Bell		\$67.99
9/25/2017	345,519	PMTRX00011207	Accounts Payable	7811203 9/17	Cincinnati Bell		\$189.08
9/25/2017	345,520	PMTRX00011207	Accounts Payable	7811600 9/17	Cincinnati Bell		\$332.90
9/25/2017	345,530	PMTRX00011207	Accounts Payable	81903790016 9/17	Duke Energy		\$8.19
9/25/2017	345,596	PMTRX00011209	Accounts Payable	896597	R & M Welding Products Inc		\$145.99
9/25/2017	345,605	PMTRX00011209	Accounts Payable	140175801 9/17	Time Warner Cable		\$248.19
9/25/2017	345,607	PMTRX00011209	Accounts Payable	9793459613	Verizon Wireless		\$7,381.98
9/25/2017	345,650	PMTRX00011211	Accounts Payable	REFUND WSC 37386	Habitat for Humanity		\$750.00
9/25/2017	345,660	PMTRX00011211	Accounts Payable	927489..	Lowe's		\$12.33
9/25/2017	345,666	PMTRX00011211	Accounts Payable	3189334	Trane U.S., Inc.		\$810.00
9/26/2017	345,034	PMCHK00006897	Accounts Payable	91648	Fifth Third Bank-Visa	\$1,212.65	
9/26/2017	345,036	PMTRX00011197	Accounts Payable	092917DEFCOMP	Kentucky State Treasurer		\$5,529.02
System:	HISTORICAL DETAILED T 10/5/2018		10:45:50 AM	Page:	136	User Date:	10/5/2018
N Ky Water District						User ID:	skampsen
9/26/2017	345,037	PMTRX00011197	Accounts Payable	092917DEFLOANS	Kentucky State Treasurer		\$104.11
9/26/2017	345,038	PMCHK00006898	Accounts Payable	91649	Kentucky State Treasurer	\$5,633.13	
9/26/2017	345,195	PMTRX00011202	Accounts Payable	256567-4	Arts Rental Equipment & Supply		\$159.76
9/26/2017	345,205	PMTRX00011202	Accounts Payable	239340	Crescent Springs Hardware		\$33.98
9/26/2017	345,233	PMTRX00011204	Accounts Payable	16196413	Matheson Tri-Gas, Inc.		\$677.36
9/26/2017	345,236	PMTRX00011204	Accounts Payable	382874	Minuteman/Design Press		\$325.00
9/26/2017	345,249	PMTRX00011205	Accounts Payable	INV4140525	Orr Safety Corporation		\$98.12
9/26/2017	345,259	PMTRX00011205	Accounts Payable	107015831	Sumerel Tire Co., Inc., Bob		\$980.14
9/26/2017	345,264	PMTRX00011205	Accounts Payable	CI-761216	Univar USA Inc.		\$2,786.04
9/26/2017	345,266	PMTRX00011205	Accounts Payable	490916	Wildman Corporate Apparel		\$52.96
9/26/2017	345,267	PMTRX00011205	Accounts Payable	490980	Wildman Corporate Apparel		\$180.40
9/26/2017	345,436	RECVG00002277	Accounts Payable	RCT0000009953	Core & Main		\$1,525.00
9/26/2017	345,439	RECVG00002277	Accounts Payable	RCT0000009956	Florence Winwater Works		\$590.75
9/26/2017	345,509	PMTRX00011207	Accounts Payable	254925-4	Arts Rental Equipment & Supply		\$770.00
9/26/2017	345,515	PMTRX00011207	Accounts Payable	4480307 9/17	Cincinnati Bell		\$64.38
9/26/2017	345,534	PMTRX00011207	Accounts Payable	51502144018 9/17	Duke Energy		\$53.12
9/26/2017	345,569	PMTRX00011208	Accounts Payable	9017562249	Kemira Water Solutions, Inc.		\$4,983.38
9/26/2017	345,570	PMTRX00011208	Accounts Payable	9/26/2017	Kummer, Dilts & Collins PLLC		\$500.00
9/26/2017	345,613	PMTRX00011209	Accounts Payable	491081	Wildman Corporate Apparel		\$148.64
9/26/2017	345,636	PMTRX00011211	Accounts Payable	2962	B C Engineering Co		\$564.00
9/26/2017	345,639	PMTRX00011211	Accounts Payable	5811080 9/17	Cincinnati Bell		\$298.01
9/26/2017	345,640	PMTRX00011211	Accounts Payable	REFUND WSC 37360	Continental Technologies, LLC		\$750.00
9/26/2017	345,645	PMTRX00011211	Accounts Payable	8400403202 9/17	Duke Energy		\$8.06
9/26/2017	345,646	PMTRX00011211	Accounts Payable	87400403218 9/17	Duke Energy		\$31.90
9/27/2017	345,128	PMTRX00011199	Accounts Payable	NKWSDBL633284 10/17	Lincoln National Life Insurance Co.		\$5,395.27
9/27/2017	345,225	PMTRX00011204	Accounts Payable	927878	Lowe's		\$155.48
9/27/2017	345,228	PMTRX00011204	Accounts Payable	925032	Lowe's		\$12.12
9/27/2017	345,438	RECVG00002277	Accounts Payable	RCT0000009955	Florence Winwater Works		\$598.00
9/27/2017	345,440	RECVG00002277	Accounts Payable	RCT0000009957	Florence Winwater Works		\$3,296.25
9/27/2017	345,441	RECVG00002277	Accounts Payable	RCT0000009958	Florence Winwater Works		\$539.35
9/27/2017	345,531	PMTRX00011207	Accounts Payable	11402057019 9/17	Duke Energy		\$43.35
9/27/2017	345,532	PMTRX00011207	Accounts Payable	10300223228 9/17	Duke Energy		\$7,782.13
9/27/2017	345,539	PMTRX00011207	Accounts Payable	120184 01	Florence Winwater Works		\$734.40
9/27/2017	345,566	PMTRX00011208	Accounts Payable	3021812855	IDEXX Distribution, Inc.		\$2,118.96
9/27/2017	345,590	PMTRX00011209	Accounts Payable	5121002 9/17	Owen Electric Cooperative Inc		\$46.64
9/27/2017	345,594	PMTRX00011209	Accounts Payable	52572637.001	Pirtek Reading Road		\$5,672.43
9/27/2017	345,598	PMTRX00011209	Accounts Payable	2348253	RUMPKE		\$120.00
9/27/2017	345,606	PMTRX00011209	Accounts Payable	1249050	USALCO		\$5,789.08
9/27/2017	345,647	PMTRX00011211	Accounts Payable	9567657516	Grainger		\$203.84
9/27/2017	345,656	PMTRX00011211	Accounts Payable	17000579 RI 05700	Kruger Inc		\$968.19
9/27/2017	345,665	PMTRX00011211	Accounts Payable	3214H7087 4TH QTR	Travelers		\$110,143.30
9/28/2017	345,193	PMTRX00011202	Accounts Payable	FIRE HYDRANT 1866	AFM Demolition		\$32.77
9/28/2017	345,229	PMTRX00011204	Accounts Payable	927138	Lowe's		\$27.60
9/28/2017	345,262	PMTRX00011205	Accounts Payable	FIRE HYDRANT 1865	SWS Environmental		\$117.97
9/28/2017	345,511	PMTRX00011207	Accounts Payable	REFUND CREDIT 09/17	Bosley, Tyler		\$97.04
9/28/2017	345,512	PMTRX00011207	Accounts Payable	REFUND CREDIT 09/17	Brewer, Dan		\$93.12
9/28/2017	345,514	PMTRX00011207	Accounts Payable	REFUND CREDIT 09/17	Calderon, Michael		\$86.06

9/28/2017	345,526	PMTRX00011207	Accounts Payable	PERMITS 07-09,2017	City of Edgewood	\$240.00			
9/28/2017	345,529	PMTRX00011207	Accounts Payable	REFUND CREDIT 09/17	Daniels, Bradley	\$29.73			
9/28/2017	345,533	PMTRX00011207	Accounts Payable	27102181013 9/17	Duke Energy	\$7.96			
9/28/2017	345,538	PMTRX00011207	Accounts Payable	4099641	Fisher Scientific	\$1,858.42			
9/28/2017	345,540	PMTRX00011207	Accounts Payable	REFUND CREDIT 09/17	Foltz, Nicholas	\$45.15			
9/28/2017	345,541	PMTRX00011207	Accounts Payable	REFUND CREDIT 09/17	Fulmer, Jessica	\$75.34			
9/28/2017	345,545	PMTRX00011208	Accounts Payable	REFUND CREDIT 09/17	Gaylor, Vedra	\$114.90			
9/28/2017	345,546	PMTRX00011208	Accounts Payable	REFUND CREDIT 09/17	Glahn, Craig	\$74.35			
9/28/2017	345,548	PMTRX00011208	Accounts Payable	REFUND CREDIT 09/17	Groneck, John	\$126.15			
9/28/2017	345,550	PMTRX00011208	Accounts Payable	REFUND CREDIT 09/17	Hudson, Carl	\$115.29			
9/28/2017	345,567	PMTRX00011208	Accounts Payable	REFUND CREDIT 09/17	Isabel, Mark	\$13.15			
9/28/2017	345,568	PMTRX00011208	Accounts Payable	REFUND CREDIT 09/17	Jones & Simpson	\$41.90			
9/28/2017	345,575	PMTRX00011208	Accounts Payable	2289408	Lykins Oil Company	\$1,258.39			
9/28/2017	345,589	PMTRX00011209	Accounts Payable	REFUND CREDIT 09/17	Moore, Michael	\$126.32			
9/28/2017	345,601	PMTRX00011209	Accounts Payable	REFUND DEPOSIT 09/17	Schreiber, Stanley	\$81.93			
9/28/2017	345,603	PMTRX00011209	Accounts Payable	REFUND CREDIT 09/17	Shelton, Michelle	\$61.56			
9/28/2017	345,608	PMTRX00011209	Accounts Payable	REFUND CREDIT 09/17	Warren, Uriah	\$126.15			
9/28/2017	345,614	PMTRX00011209	Accounts Payable	REFUND CREDIT 09/17	Wolfe, Lenny	\$40.47			
9/28/2017	345,615	RECVG00002278	Accounts Payable	RCT0000009959	Electric Motor Technologies LLC	\$8,950.00			
9/28/2017	345,618	RECVG00002278	Accounts Payable	RCT0000009963	Viking Supply, Inc	\$847.50			
9/28/2017	345,641	PMTRX00011211	Accounts Payable	239420	Crescent Springs Hardware	\$84.78			
9/28/2017	345,642	PMTRX00011211	Accounts Payable	239419	Crescent Springs Hardware	\$10.98			
9/28/2017	345,644	PMTRX00011211	Accounts Payable	62900752208 10/17	Duke Energy	\$207.44			
9/28/2017	345,653	PMTRX00011211	Accounts Payable	359084	Kemper Inc Richard G	\$71.57			
9/29/2017	345,273	PMCHK00006900	Accounts Payable	91650	Abco Safety	\$241.76			
9/29/2017	345,274	PMCHK00006900	Accounts Payable	91651	AFM Demolition	\$32.77			
9/29/2017	345,275	PMCHK00006900	Accounts Payable	91652	American Red Cross	\$27.00			
System:	HISTORICAL DETAILED T 10/5/2018		10:45:50 AM	Page:	137	User Date:	10/5/2018	User ID:	skampsen
N Ky Water District									
9/29/2017	345,276	PMCHK00006900	Accounts Payable	91653	Analytical Services Inc	\$437.00			
9/29/2017	345,277	PMCHK00006900	Accounts Payable	91654	Arts Rental Equipment & Supply	\$493.76			
9/29/2017	345,278	PMCHK00006900	Accounts Payable	91655	AWWA	\$664.00			
9/29/2017	345,279	PMCHK00006900	Accounts Payable	91656	Battery Neighbor LLC	\$204.00			
9/29/2017	345,280	PMCHK00006900	Accounts Payable	91657	BestOne, Tire & Service of Mid America, Inc.	\$417.52			
9/29/2017	345,281	PMCHK00006900	Accounts Payable	91658	CA Advance	\$121.59			
9/29/2017	345,282	PMCHK00006900	Accounts Payable	91659	CDW Government Inc.	\$314.06			
9/29/2017	345,283	PMCHK00006900	Accounts Payable	91660	Cincinnati Bell	\$2,324.26			
9/29/2017	345,284	PMCHK00006900	Accounts Payable	91661	Cincinnati Bell Any Distance	\$100.33			
9/29/2017	345,285	PMCHK00006900	Accounts Payable	91662	Cincinnati Bell	\$1,472.91			
9/29/2017	345,286	PMCHK00006900	Accounts Payable	91663	Cincinnati State College	\$598.00			
9/29/2017	345,287	PMCHK00006900	Accounts Payable	91664	Crescent Springs Hardware	\$48.95			
9/29/2017	345,288	PMCHK00006900	Accounts Payable	91665	Dons Garage Inc	\$2,862.38			
9/29/2017	345,289	PMCHK00006900	Accounts Payable	91666	Dove Data Products, Inc.	\$527.00			
9/29/2017	345,290	PMCHK00006900	Accounts Payable	91667	Duke Energy	\$51,016.90			
9/29/2017	345,291	PMCHK00006900	Accounts Payable	91668	E & H Integrated Systems	\$4,037.57			
9/29/2017	345,292	PMCHK00006900	Accounts Payable	91669	Electric Motor Technologies LLC	\$5,250.00			
9/29/2017	345,293	PMCHK00006900	Accounts Payable	91670	Environmental Resource Assoc	\$206.97			
9/29/2017	345,294	PMCHK00006900	Accounts Payable	91671	Equipment Depot	\$446.13			
9/29/2017	345,295	PMCHK00006900	Accounts Payable	91672	Erlanger Window Cleaning	\$4,100.00			
9/29/2017	345,296	PMCHK00006900	Accounts Payable	91673	Fairway Crossing Condos	\$234.00			
9/29/2017	345,297	PMCHK00006900	Accounts Payable	91674	Fastech Alarms &	\$623.97			
9/29/2017	345,298	PMCHK00006900	Accounts Payable	91675	Fisher Scientific	\$271.46			
9/29/2017	345,299	PMCHK00006900	Accounts Payable	91676	Flaig Welding Co Inc	\$149.50			
9/29/2017	345,300	PMCHK00006900	Accounts Payable	91677	General Foundries, Inc.	\$700.00			
9/29/2017	345,301	PMCHK00006900	Accounts Payable	91678	Glass, Steve	\$99.06			
9/29/2017	345,302	PMCHK00006900	Accounts Payable	91679	Goetz Matt	\$220.00			
9/29/2017	345,303	PMCHK00006900	Accounts Payable	91680	Grainger	\$51.48			
9/29/2017	345,304	PMCHK00006900	Accounts Payable	91681	Greater Comfort Heating & Air	\$960.00			
9/29/2017	345,305	PMCHK00006900	Accounts Payable	91682	Hach Company	\$1,231.29			
9/29/2017	345,306	PMCHK00006900	Accounts Payable	91683	HDR Engineering, Inc.	\$1,259.17			
9/29/2017	345,307	PMCHK00006900	Accounts Payable	91684	Henn Plumbing Inc.	\$250.00			
9/29/2017	345,308	PMCHK00006900	Accounts Payable	91685	JD Power Systems	\$137.61			
9/29/2017	345,309	PMCHK00006900	Accounts Payable	91686	Kaman Fluid Power	\$500.00			
9/29/2017	345,310	PMCHK00006900	Accounts Payable	91687	Kennys Collision Center	\$1,055.14			

9/29/2017	345,311	PMCHK00006900	Accounts Payable	91688	KOI Enterprises, Inc	\$1,138.94	
9/29/2017	345,312	PMCHK00006900	Accounts Payable	91689	Kent Refrigeration Company	\$855.35	
9/29/2017	345,313	PMCHK00006900	Accounts Payable	91690	Len Riegler Blacktop, Inc.	\$312.03	
9/29/2017	345,314	PMCHK00006900	Accounts Payable	91691	Lincoln National Life Insurance Co.	\$5,395.27	
9/29/2017	345,315	PMCHK00006900	Accounts Payable	91692	Lowe's	\$997.54	
9/29/2017	345,316	PMCHK00006900	Accounts Payable	91693	Lucas Pools	\$3.60	
9/29/2017	345,317	PMCHK00006900	Accounts Payable	91694	Lykins Oil Company	\$1,310.98	
9/29/2017	345,318	PMCHK00006900	Accounts Payable	91695	Mainstrasse Village Assoc.	\$200.79	
9/29/2017	345,319	PMCHK00006900	Accounts Payable	91696	Mark's Garage	\$398.61	
9/29/2017	345,320	PMCHK00006900	Accounts Payable	91697	Matheson Tri-Gas, Inc.	\$677.36	
9/29/2017	345,321	PMCHK00006900	Accounts Payable	91698	Microsoft	\$6,468.00	
9/29/2017	345,322	PMCHK00006900	Accounts Payable	91699	Miller Pipeline	\$415.44	
9/29/2017	345,323	PMCHK00006900	Accounts Payable	91700	Minuteman/Design Press	\$531.50	
9/29/2017	345,324	PMCHK00006900	Accounts Payable	91701	Mine Safety Appliances Co. LLC	\$463.84	
9/29/2017	345,325	PMCHK00006900	Accounts Payable	91702	Mobilcomm Inc.	\$963.00	
9/29/2017	345,326	PMCHK00006900	Accounts Payable	91703	Mower Express, Inc.	\$80.00	
9/29/2017	345,327	PMCHK00006900	Accounts Payable	91704	North Star Painting Co Inc	\$275.20	
9/29/2017	345,328	PMCHK00006900	Accounts Payable	91705	OFFICETEAM, Specialized Admin. Staffing	\$152.46	
9/29/2017	345,329	PMCHK00006900	Accounts Payable	91706	O'Reilly Auto Parts	\$239.99	
9/29/2017	345,330	PMCHK00006900	Accounts Payable	91707	O'Rourke Wrecking Co	\$585.00	
9/29/2017	345,331	PMCHK00006900	Accounts Payable	91708	Orr Safety Corporation	\$1,001.82	
9/29/2017	345,332	PMCHK00006900	Accounts Payable	91709	Owen Electric Cooperative Inc	\$35.47	
9/29/2017	345,333	PMCHK00006900	Accounts Payable	91710	Polydyne, Inc.	\$3,344.00	
9/29/2017	345,334	PMCHK00006900	Accounts Payable	91711	Pridestaff Financial	\$2,176.00	
9/29/2017	345,335	PMCHK00006900	Accounts Payable	91712	Randy's Rugged Wear	\$1,094.97	
9/29/2017	345,336	PMCHK00006900	Accounts Payable	91713	R & M Welding Products Inc	\$27.89	
9/29/2017	345,337	PMCHK00006900	Accounts Payable	91714	Safeguard Business Systems	\$284.25	
9/29/2017	345,338	PMCHK00006900	Accounts Payable	91715	SafetyWear	\$211.42	
9/29/2017	345,339	PMCHK00006900	Accounts Payable	91716	Sanitation District No. 1	\$698.21	
9/29/2017	345,340	PMCHK00006900	Accounts Payable	91717	Sigma-Aldrich Inc	\$51.77	
9/29/2017	345,341	PMCHK00006900	Accounts Payable	91718	Southeastern Equipment Co Inc	\$3,245.43	
9/29/2017	345,342	PMCHK00006900	Accounts Payable	91719	Sumerel Tire Co., Inc., Bob	\$1,019.13	
9/29/2017	345,343	PMCHK00006900	Accounts Payable	91720	Supply Post Business Products	\$94.92	
9/29/2017	345,344	PMCHK00006900	Accounts Payable	91721	SWS Environmental	\$298.37	
9/29/2017	345,345	PMCHK00006900	Accounts Payable	91722	Tele-Vac Environmental	\$146.39	
9/29/2017	345,346	PMCHK00006900	Accounts Payable	91723	Univar USA Inc.	\$16,084.15	
9/29/2017	345,347	PMCHK00006900	Accounts Payable	91724	United Healthcare Insurance	\$241,503.39	
9/29/2017	345,348	PMCHK00006900	Accounts Payable	91725	USALCO	\$5,904.72	
9/29/2017	345,349	PMCHK00006900	Accounts Payable	91726	Wildman Corporate Apparel	\$2,501.19	
System:	HISTORICAL DETAILED T 10/5/2018		10:45:50 AM	138	User Date:	10/5/2018	User ID: skampsen
N Ky Water District							
9/29/2017	345,350	PMCHK00006900	Accounts Payable	91727	Wiseway Supply	\$3,993.99	
9/29/2017	345,437	RECVG00002277	Accounts Payable	RCT0000009954	Ferguson Waterworks	\$370.00	
9/29/2017	345,524	PMTRX00011207	Accounts Payable	4001799849	Cintas #315	\$632.48	
9/29/2017	345,537	PMTRX00011207	Accounts Payable	4188623	Fisher Scientific	\$566.83	
9/29/2017	345,574	PMTRX00011208	Accounts Payable	910057	Lowe's	\$37.04	
9/29/2017	345,591	PMTRX00011209	Accounts Payable	PETTY CASH 09/17	Colleen Medert-Petty Cash	\$51.51	
9/29/2017	345,604	PMTRX00011209	Accounts Payable	8787244	Southern States	\$205.90	
9/29/2017	345,633	PMTRX00011211	Accounts Payable	43630	Airport Towing	\$165.00	
9/29/2017	345,637	PMTRX00011211	Accounts Payable	4910801 9/17	Cincinnati Bell	\$129.26	
9/29/2017	345,638	PMTRX00011211	Accounts Payable	1031033 9/17	Cincinnati Bell	\$115.94	
9/29/2017	345,655	PMTRX00011211	Accounts Payable	743-113504	KOI Enterprises, Inc	\$21.52	
9/29/2017	345,667	PMTRX00011211	Accounts Payable	9365	Wessel Lawncare & Landscaping	\$2,543.36	
9/29/2017	345,891	PMTRX00011217	Accounts Payable	24398	Literature Fulfillment Services	\$18,209.03	
9/30/2017	345,588	PMTRX00011209	Accounts Payable	16223561	Matheson Tri-Gas, Inc.	\$208.73	
9/30/2017	345,595	PMTRX00011209	Accounts Payable	38046	Plant Trolley, Inc., The	\$177.12	
9/30/2017	345,597	PMTRX00011209	Accounts Payable	2379	RNK Environmental Inc	\$555.00	
9/30/2017	345,602	PMTRX00011209	Accounts Payable	MILEAGE 09/17	Jeff Schuchter	\$285.16	
9/30/2017	345,609	PMTRX00011209	Accounts Payable	51455314	Wex Bank	\$14,208.45	
9/30/2017	345,651	PMTRX00011211	Accounts Payable	3665342	Keidel Supply	\$864.19	
10/1/2017	345,434	RECVG00002277	Accounts Payable	RCT0000009951	CDW Government Inc.	\$995.91	
10/1/2017	345,435	RECVG00002277	Accounts Payable	RCT0000009952	Dell Financial Services	\$5,038.79	
10/1/2017	345,536	PMTRX00011207	Accounts Payable	163287206	EyeMed	\$1,219.36	
10/1/2017	345,573	PMTRX00011208	Accounts Payable	NKWSDBL1570164 10/17	Lincoln National Life Insurance Co.	\$914.66	

10/1/2017	345,663	PMTRX00011211	Accounts Payable	351281	Richie Trucking	\$1,625.00	
10/1/2017	345,816	PMTRX00011214	Accounts Payable	63203	Around the Clock Answering Service	\$537.00	
10/1/2017	345,818	PMTRX00011214	Accounts Payable	80014915	Badger Meter, Inc	\$81.00	
10/1/2017	345,819	PMTRX00011214	Accounts Payable	1189688	Badger Meter, Inc	\$2,228.76	
10/1/2017	345,823	PMTRX00011214	Accounts Payable	52884	Blue Chip Express & Courier Service	\$190.00	
10/1/2017	345,824	PMTRX00011214	Accounts Payable	125150	Bonded Lock Service LLC	\$432.00	
10/1/2017	345,825	PMTRX00011214	Accounts Payable	125241	Bonded Lock Service LLC	\$22.50	
10/1/2017	345,826	PMTRX00011214	Accounts Payable	99102	Bray Trucking Inc.	\$3,450.15	
10/1/2017	345,827	PMTRX00011214	Accounts Payable	99103	Bray Trucking Inc.	\$1,188.66	
10/1/2017	345,828	PMTRX00011214	Accounts Payable	99104	Bray Trucking Inc.	\$1,087.06	
10/1/2017	345,830	PMTRX00011214	Accounts Payable	1039861 10/17	Cincinnati Bell	\$36.74	
10/1/2017	345,833	PMTRX00011214	Accounts Payable	L164224 10/17	Cincinnati Bell	\$124.85	
10/1/2017	345,834	PMTRX00011214	Accounts Payable	D160351 10/17	Cincinnati Bell	\$1,454.50	
10/1/2017	345,835	PMTRX00011214	Accounts Payable	D160584 10/17	Cincinnati Bell	\$5,869.36	
10/1/2017	345,836	PMTRX00011214	Accounts Payable	073704B-IN	Cincinnati Ready Mix Concrete	\$1,292.44	
10/1/2017	345,839	PMTRX00011214	Accounts Payable	238792	Crescent Springs Hardware	\$5.99	
10/1/2017	345,843	PMTRX00011214	Accounts Payable	239064	Crescent Springs Hardware	\$59.96	
10/1/2017	345,844	PMTRX00011214	Accounts Payable	239134	Crescent Springs Hardware	\$17.98	
10/1/2017	345,845	PMTRX00011215	Accounts Payable	12002095015 10/17	Duke Energy	\$7.96	
10/1/2017	345,846	PMTRX00011215	Accounts Payable	24700807203 10/17	Duke Energy	\$11.35	
10/1/2017	345,859	PMTRX00011215	Accounts Payable	68200435200 10/17	Duke Energy	\$2,287.94	
10/1/2017	345,865	PMTRX00011215	Accounts Payable	15444	Fedders Feed Co., J. H.	\$127.70	
10/1/2017	345,866	PMTRX00011215	Accounts Payable	47157321436 10/17	Fifth Third Bank-Visa	\$4,151.93	
10/1/2017	345,870	PMTRX00011216	Accounts Payable	10649572	Hach Company	\$215.00	
10/1/2017	345,871	PMTRX00011216	Accounts Payable	10651006	Hach Company	\$1,317.51	
10/1/2017	345,872	PMTRX00011216	Accounts Payable	413927	Hall's Paving & Sealing, Inc.	\$2,453.05	
10/1/2017	345,873	PMTRX00011216	Accounts Payable	413924	Hall's Paving & Sealing, Inc.	\$2,735.20	
10/1/2017	345,876	PMTRX00011216	Accounts Payable	2263927	Ideal Supplies Inc	\$397.50	
10/1/2017	345,877	PMTRX00011216	Accounts Payable	2263922	Ideal Supplies Inc	\$1,100.00	
10/1/2017	345,878	PMTRX00011216	Accounts Payable	2263887	Ideal Supplies Inc	\$220.00	
10/1/2017	345,879	PMTRX00011216	Accounts Payable	2263834	Ideal Supplies Inc	\$275.00	
10/1/2017	345,880	PMTRX00011216	Accounts Payable	2263836	Ideal Supplies Inc	\$165.00	
10/1/2017	345,881	PMTRX00011216	Accounts Payable	2263881	Ideal Supplies Inc	\$440.00	
10/1/2017	345,882	PMTRX00011216	Accounts Payable	2263795	Ideal Supplies Inc	\$220.00	
10/1/2017	345,883	PMTRX00011216	Accounts Payable	2263796	Ideal Supplies Inc	\$220.00	
10/1/2017	345,884	PMTRX00011216	Accounts Payable	2263778	Ideal Supplies Inc	\$110.00	
10/1/2017	345,885	PMTRX00011216	Accounts Payable	2263750	Ideal Supplies Inc	\$945.00	
10/1/2017	345,886	PMTRX00011216	Accounts Payable	2263748	Ideal Supplies Inc	\$165.00	
10/1/2017	345,896	PMTRX00011219	Accounts Payable	79094	Lawn Systems, Inc.	\$5,999.00	
10/1/2017	345,897	PMTRX00011219	Accounts Payable	17-3591	Len Riegler Blacktop, Inc.	\$8,699.60	
10/1/2017	345,899	PMTRX00011219	Accounts Payable	991475	Lowe's	\$163.85	
10/1/2017	345,902	PMTRX00011219	Accounts Payable	382844	Minuteman/Design Press	\$88.00	
10/1/2017	345,903	PMTRX00011219	Accounts Payable	995255	Mobilcomm Inc.	\$464.00	
10/1/2017	345,904	PMTRX00011219	Accounts Payable	995245	Mobilcomm Inc.	\$499.00	
10/1/2017	345,906	PMTRX00011219	Accounts Payable	1802-307448	O'Reilly Auto Parts	\$18.96	
10/1/2017	345,907	PMTRX00011219	Accounts Payable	5175-109236	O'Reilly Auto Parts	\$99.94	
10/1/2017	345,912	PMTRX00011219	Accounts Payable	8000900010891780OC17	Pitney Bowes Inc.	\$3,000.00	
10/1/2017	345,913	PMTRX00011219	Accounts Payable	IVC020001208120	Pridestaff Financial	\$1,360.00	
10/1/2017	345,914	PMTRX00011219	Accounts Payable	IVC020001205499	Pridestaff Financial	\$1,360.00	
10/1/2017	345,922	PMTRX00011221	Accounts Payable	191233	Reis Concrete Products Inc	\$186.00	
10/1/2017	345,923	PMTRX00011221	Accounts Payable	191183	Reis Concrete Products Inc	\$348.00	
System:	HISTORICAL DETAILED T 10/5/2018		10:45:50 AM	Page:	139	User Date: 10/5/2018	User ID: skampsen
N Ky Water District							
10/1/2017	345,924	PMTRX00011221	Accounts Payable	R 100131	Res/Comm Security Systems Inc.	\$51.00	
10/1/2017	345,925	PMTRX00011221	Accounts Payable	R 100132	Res/Comm Security Systems Inc.	\$51.00	
10/1/2017	345,926	PMTRX00011221	Accounts Payable	R 100133	Res/Comm Security Systems Inc.	\$51.00	
10/1/2017	345,927	PMTRX00011221	Accounts Payable	R 100139	Res/Comm Security Systems Inc.	\$51.00	
10/1/2017	345,928	PMTRX00011221	Accounts Payable	R 100140	Res/Comm Security Systems Inc.	\$51.00	
10/1/2017	345,929	PMTRX00011221	Accounts Payable	R 100134	Res/Comm Security Systems Inc.	\$51.00	
10/1/2017	345,930	PMTRX00011221	Accounts Payable	88100	R & M Welding Products Inc	\$284.35	
10/1/2017	345,931	PMTRX00011221	Accounts Payable	897050	R & M Welding Products Inc	\$27.89	
10/1/2017	345,932	PMTRX00011221	Accounts Payable	562716	RUMPKE	\$10.00	
10/1/2017	345,934	PMTRX00011221	Accounts Payable	12479	Sanitation District No. 1	\$4,484.27	
10/1/2017	345,935	PMTRX00011221	Accounts Payable	8100034728000 10/17	Sanitation District No. 1	\$166.11	

10/1/2017	345,936	PMTRX00011221	Accounts Payable	8100034727001 10/17	Sanitation District No. 1	\$25.04
10/1/2017	345,939	PMTRX00011221	Accounts Payable	JS092917	Shirden's Carpet Cleaning Service	\$1,140.00
10/1/2017	345,940	PMTRX00011221	Accounts Payable	B26241	Southeastern Equipment Co Inc	\$396.75
10/1/2017	345,959	PMTRX00011222	Accounts Payable	100719	Taylor Brothers Excavating	\$305.00
10/1/2017	345,968	PMTRX00011222	Accounts Payable	9793266709	Verizon Wireless	\$150.10
10/1/2017	345,969	PMTRX00011222	Accounts Payable	430234 10/17	Vivial	\$630.80
10/1/2017	345,970	PMTRX00011222	Accounts Payable	26448	Waste Resource Management Inc.	\$986.24
10/1/2017	345,971	PMTRX00011222	Accounts Payable	26472	Waste Resource Management Inc.	\$431.04
10/1/2017	345,972	PMTRX00011222	Accounts Payable	26471	Waste Resource Management Inc.	\$1,048.00
10/1/2017	345,973	PMTRX00011222	Accounts Payable	26526	Waste Resource Management Inc.	\$507.20
10/1/2017	345,974	PMTRX00011222	Accounts Payable	26525	Waste Resource Management Inc.	\$1,685.76
10/1/2017	345,986	RECVG00002282	Accounts Payable	RCT0000009969	Ferguson Waterworks	\$10.00
10/1/2017	345,987	RECVG00002282	Accounts Payable	RCT0000009970	Ferguson Waterworks	\$100.00
10/1/2017	345,996	RECVG00002282	Accounts Payable	RCT0000009979	Fortiline, Inc.	\$121.92
10/1/2017	345,997	RECVG00002282	Accounts Payable	RCT0000009980	Perch Security	\$6,000.00
10/1/2017	345,998	RECVG00002282	Accounts Payable	RCT0000009981	Process Pump & Seal, Inc.	\$1,386.61
10/1/2017	346,000	RECVG00002282	Accounts Payable	RCT0000009983	Viking Supply, Inc	\$111.80
10/1/2017	346,001	PMTRX00011223	Accounts Payable	659713	Abco Safety	\$146.67
10/1/2017	346,002	PMTRX00011223	Accounts Payable	660226	Abco Safety	\$123.14
10/1/2017	346,006	PMTRX00011223	Accounts Payable	49086	Bray Truck & Parts	\$868.63
10/1/2017	346,007	PMTRX00011223	Accounts Payable	49098	Bray Truck & Parts	\$1,020.53
10/1/2017	346,012	PMTRX00011223	Accounts Payable	P461378378 10/17	Cincinnati Bell	\$647.78
10/1/2017	346,013	PMTRX00011223	Accounts Payable	V07101	Composite Industrial Group	\$150.00
10/1/2017	346,016	PMTRX00011223	Accounts Payable	9279	Dons Garage Inc	\$836.70
10/1/2017	346,024	PMTRX00011223	Accounts Payable	9570880048	Grainger	\$60.56
10/1/2017	346,028	PMTRX00011224	Accounts Payable	REFUND 668 WAYSKIN	Herald Cory	\$22.63
10/1/2017	346,029	PMTRX00011224	Accounts Payable	733-494738	KOI Enterprises, Inc	\$185.82
10/1/2017	346,030	PMTRX00011224	Accounts Payable	902143	Lowe's	\$198.44
10/1/2017	346,032	PMTRX00011224	Accounts Payable	903268	Lowe's	\$83.39
10/1/2017	346,037	PMTRX00011224	Accounts Payable	2277394	Lykins Oil Company	\$930.84
10/1/2017	346,039	PMTRX00011224	Accounts Payable	22036	Mark's Garage	\$789.85
10/1/2017	346,040	PMTRX00011224	Accounts Payable	22052	Mark's Garage	\$709.45
10/1/2017	346,041	PMTRX00011224	Accounts Payable	22065	Mark's Garage	\$1,702.46
10/1/2017	346,044	PMTRX00011224	Accounts Payable	INV4144296	Orr Safety Corporation	\$620.55
10/1/2017	346,045	PMTRX00011224	Accounts Payable	S07787	Southeastern Equipment Co Inc	\$588.70
10/1/2017	346,163	PMVVR00001347	Accounts Payable	47157321436 10/17	Fifth Third Bank-Visa	\$4,151.93
10/1/2017	346,165	PMTRX00011226	Accounts Payable	47157321436 10/17.	Fifth Third Bank-Visa	\$2,939.28
10/1/2017	346,239	PMTRX00011228	Accounts Payable	75052	Flynn Metering Systems	\$177.00
10/1/2017	346,243	PMTRX00011229	Accounts Payable	413925	Hall's Paving & Sealing, Inc.	\$5,310.40
10/1/2017	346,245	PMTRX00011229	Accounts Payable	413926	Hall's Paving & Sealing, Inc.	\$1,573.45
10/1/2017	346,247	PMTRX00011229	Accounts Payable	944217	Harper Oil Products Inc	\$259.37
10/1/2017	346,263	PMTRX00011229	Accounts Payable	733-93263	KOI Enterprises, Inc	\$19.40
10/1/2017	346,264	PMTRX00011229	Accounts Payable	733-93262	KOI Enterprises, Inc	\$105.49
10/1/2017	346,284	PMTRX00011231	Accounts Payable	91817	Randy's Rugged Wear	\$6,445.21
10/1/2017	346,293	PMTRX00011231	Accounts Payable	S07236	Southeastern Equipment Co Inc	\$3,078.63
10/1/2017	346,296	PMTRX00011231	Accounts Payable	3354526606	Staples Advantage	\$93.48
10/1/2017	346,297	PMTRX00011231	Accounts Payable	3354526607	Staples Advantage	\$136.99
10/1/2017	346,298	PMTRX00011231	Accounts Payable	3354530052	Staples Advantage	\$161.18
10/1/2017	346,310	RECVG00002284	Accounts Payable	RCT0000009987	Core & Main	\$3,725.00
10/1/2017	346,311	RECVG00002284	Accounts Payable	RCT0000009988	Core & Main	\$1,162.00
10/1/2017	346,318	RECVG00002284	Accounts Payable	RCT0000009995	Fortiline, Inc.	\$921.00
10/1/2017	346,319	RECVG00002284	Accounts Payable	RCT0000009996	Greater Comfort Heating & Air	\$2,891.08
10/1/2017	346,332	PMTRX00011232	Accounts Payable	9674	Crux Vinyl Graphics	\$889.04
10/1/2017	346,359	PMTRX00011232	Accounts Payable	740-161873	KOI Enterprises, Inc	\$26.98
10/1/2017	346,372	PMTRX00011232	Accounts Payable	SIN094254	Pacific Interpreters	\$24.65
10/1/2017	346,396	PMTRX00011233	Accounts Payable	17-577	Viox & Viox Inc.	\$2,495.00
10/1/2017	346,491	PMTRX00011234	Accounts Payable	162516*2653	Gannett Fleming Companies, Inc.	\$3,605.00
10/1/2017	346,525	PMTRX00011236	Accounts Payable	56844	Appalachian States Analytical, LLC	\$307.80
10/1/2017	346,559	PMTRX00011237	Accounts Payable	9300059029	Graybar Electric Co Inc	\$426.46
10/1/2017	346,564	PMTRX00011237	Accounts Payable	2017 LAB CERT WKSHT	Kentucky Division of Water	\$1,200.00
10/1/2017	346,574	PMTRX00011237	Accounts Payable	527786	Pelco	\$591.23
10/1/2017	346,636	PMTRX00011241	Accounts Payable	0 MEM PKWY 10/17	City of Ft. Thomas	\$158.00
10/1/2017	346,637	PMTRX00011241	Accounts Payable	700 ALEX PK 10/17	City of Ft. Thomas	\$158.00

System: HISTORICAL DETAILED T 10/5/2018

10:45:50 AM

Page:

140

User Date:

10/5/2018

User ID:

skampsen

N Ky Water District

10/1/2017	346,651	PMTRX00011241	Accounts Payable	17-2020	Greater Comfort Heating & Air	\$800.00
10/1/2017	346,654	PMTRX00011241	Accounts Payable	2277391	Lykins Oil Company	\$1,163.42
10/1/2017	346,655	PMTRX00011241	Accounts Payable	2277393	Lykins Oil Company	\$609.00
10/1/2017	346,893	PMTRX00011247	Accounts Payable	10635619	Hach Company	\$881.84
10/1/2017	346,919	PMTRX00011247	Accounts Payable	925774	Lowe's	\$64.63
10/1/2017	347,004	PMTRX00011249	Accounts Payable	4022856	Thatcher Chemical of Florida Inc	\$7,072.00
10/1/2017	347,163	PMTRX00011253	Accounts Payable	6491	Silver Grove Motors, Inc.	\$75.00
10/2/2017	345,513	PMTRX00011207	Accounts Payable	KWWOA 10/17	Browning, Brennan	\$120.00
10/2/2017	345,593	PMTRX00011209	Accounts Payable	TRAVEL 10/17	Matt Piccirillo	\$120.00
10/2/2017	345,611	PMTRX00011209	Accounts Payable	492053	Wildman Corporate Apparel	\$168.26
10/2/2017	345,612	PMTRX00011209	Accounts Payable	492023	Wildman Corporate Apparel	\$68.66
10/2/2017	345,820	PMTRX00011214	Accounts Payable	7606	Best Way Disposal	\$340.31
10/2/2017	345,821	PMTRX00011214	Accounts Payable	7431	Best Way Disposal	\$287.50
10/2/2017	345,822	PMTRX00011214	Accounts Payable	7895	Best Way Disposal	\$78.45
10/2/2017	345,831	PMTRX00011214	Accounts Payable	6556563 10/17	Cincinnati Bell	\$166.44
10/2/2017	345,832	PMTRX00011214	Accounts Payable	2820270 10/17	Cincinnati Bell	\$67.33
10/2/2017	345,851	PMTRX00011215	Accounts Payable	97700845013 10/17	Duke Energy	\$14,797.03
10/2/2017	345,860	PMTRX00011215	Accounts Payable	33800283200 10/17	Duke Energy	\$140.12
10/2/2017	345,867	PMTRX00011215	Accounts Payable	4529027	Fisher Scientific	\$79.55
10/2/2017	345,888	PMTRX00011216	Accounts Payable	2271697	KEMI	\$4,820.74
10/2/2017	345,937	PMTRX00011221	Accounts Payable	34880	Seal Analytical, Inc.	\$341.20
10/2/2017	345,942	PMTRX00011221	Accounts Payable	459448	St. Elizabeth Medical Center	\$962.50
10/2/2017	345,963	PMTRX00011222	Accounts Payable	SRV019200	TrinSoft, LLC	\$85.00
10/2/2017	345,967	PMTRX00011222	Accounts Payable	1249799	USALCO	\$5,800.88
10/2/2017	345,985	RECVG00002282	Accounts Payable	RCT0000009968	Core & Main	\$123.75
10/2/2017	345,993	RECVG00002282	Accounts Payable	RCT0000009976	Fortiline, Inc.	\$1,190.00
10/2/2017	346,005	PMTRX00011223	Accounts Payable	54975	Biederman Co., Inc., R.P.	\$81.00
10/2/2017	346,015	PMTRX00011223	Accounts Payable	9338	Dons Garage Inc	\$233.96
10/2/2017	346,026	PMTRX00011224	Accounts Payable	9571008615	Grainger	\$66.43
10/2/2017	346,027	PMTRX00011224	Accounts Payable	9571403147	Grainger	\$66.21
10/2/2017	346,578	PMTRX00011237	Accounts Payable	458490	St. Elizabeth Business Health	\$710.00
10/2/2017	346,681	RECVG00002289	Accounts Payable	RCT0000010014	Bonded Lock Service LLC	\$1,589.35
10/3/2017	345,480	PMTRX00011206	Accounts Payable	100617DEFCOMP	Kentucky State Treasurer	\$5,529.02
10/3/2017	345,481	PMTRX00011206	Accounts Payable	100617DEFLOANS	Kentucky State Treasurer	\$104.11
10/3/2017	345,482	PMCHK00006901	Accounts Payable	91728	Kentucky State Treasurer	\$5,633.13
10/3/2017	345,572	PMTRX00011208	Accounts Payable	92082370	Layne Christensen Company	\$1,600.00
10/3/2017	345,634	PMTRX00011211	Accounts Payable	259763-1	Arts Rental Equipment & Supply	\$38.30
10/3/2017	345,643	PMTRX00011211	Accounts Payable	73735	Crescent Springs Hardware	\$161.62
10/3/2017	345,664	PMTRX00011211	Accounts Payable	REFUND WSC 37391	Rust, Scott	\$750.00
10/3/2017	345,668	PMTRX00011211	Accounts Payable	492376	Wildman Corporate Apparel	\$69.94
10/3/2017	345,829	PMTRX00011214	Accounts Payable	REFUND CREDIT 09/17	Castleman, Paul	\$500.00
10/3/2017	345,837	PMTRX00011214	Accounts Payable	PERMIT 201713-18	City of Southgate	\$150.00
10/3/2017	345,847	PMTRX00011215	Accounts Payable	89500806010 10/17	Duke Energy	\$16,240.84
10/3/2017	345,848	PMTRX00011215	Accounts Payable	11102202017 10/17	Duke Energy	\$7.96
10/3/2017	345,849	PMTRX00011215	Accounts Payable	50100466217 10/17	Duke Energy	\$49.72
10/3/2017	345,850	PMTRX00011215	Accounts Payable	69402048026 10/17	Duke Energy	\$1,547.70
10/3/2017	345,857	PMTRX00011215	Accounts Payable	55403649014 10/17	Duke Energy	\$10.26
10/3/2017	345,858	PMTRX00011215	Accounts Payable	33400067207 10/17	Duke Energy	\$24.96
10/3/2017	345,938	PMTRX00011221	Accounts Payable	33138	Shannon Chemical Corporation	\$13,686.08
10/3/2017	345,966	PMTRX00011222	Accounts Payable	44490733	United Healthcare Insurance	\$5.71
10/3/2017	345,994	RECVG00002282	Accounts Payable	RCT0000009977	Fortiline, Inc.	\$816.00
10/3/2017	346,004	PMTRX00011223	Accounts Payable	834	Battery Neighbor LLC	\$135.00
10/3/2017	346,042	PMTRX00011224	Accounts Payable	INV4147227	Orr Safety Corporation	\$257.74
10/3/2017	346,043	PMTRX00011224	Accounts Payable	INV4147076	Orr Safety Corporation	\$605.55
10/3/2017	346,046	PMTRX00011224	Accounts Payable	103016968	Sumerel Tire Co., Inc., Bob	\$32.98
10/3/2017	346,047	PMTRX00011224	Accounts Payable	107015960	Sumerel Tire Co., Inc., Bob	\$460.81
10/3/2017	346,048	PMTRX00011224	Accounts Payable	107015955	Sumerel Tire Co., Inc., Bob	\$588.44
10/3/2017	346,049	PMTRX00011224	Accounts Payable	103017122	Sumerel Tire Co., Inc., Bob	\$588.44
10/3/2017	346,050	PMTRX00011224	Accounts Payable	103017115	Sumerel Tire Co., Inc., Bob	\$363.79
10/3/2017	346,171	PMTRX00011227	Accounts Payable	KJX0680	CDW Government Inc.	\$350.85
10/3/2017	346,172	PMTRX00011227	Accounts Payable	KJW5725	CDW Government Inc.	\$169.18
10/3/2017	346,253	PMTRX00011229	Accounts Payable	2264103	Ideal Supplies Inc	\$220.00
10/3/2017	346,257	PMTRX00011229	Accounts Payable	2264075	Ideal Supplies Inc	\$550.00

10/3/2017	346,258	PMTRX00011229	Accounts Payable	2264068	Ideal Supplies Inc	\$550.00	
10/3/2017	346,259	PMTRX00011229	Accounts Payable	2264074	Ideal Supplies Inc	\$240.00	
10/3/2017	346,317	RECVG00002284	Accounts Payable	RCT0000009994	Fortiline, Inc.	\$1,492.25	
10/3/2017	346,524	PMTRX00011236	Accounts Payable	141371	A & A Safety, Inc	\$1,752.00	
10/4/2017	345,571	PMTRX00011208	Accounts Payable	10968	KWVWOA	\$60.00	
10/4/2017	345,662	PMTRX00011211	Accounts Payable	1710-948160	Pilot Lumber	\$4.37	
10/4/2017	345,852	PMTRX00011215	Accounts Payable	47500467203 10/17	Duke Energy	\$149.90	
10/4/2017	345,853	PMTRX00011215	Accounts Payable	2200252201 10/17	Duke Energy	\$41.62	
10/4/2017	345,854	PMTRX00011215	Accounts Payable	27202174014 10/17	Duke Energy	\$1,994.17	
10/4/2017	345,855	PMTRX00011215	Accounts Payable	63902189019 10/17	Duke Energy	\$26.38	
10/4/2017	345,856	PMTRX00011215	Accounts Payable	86502205015 10/17	Duke Energy	\$388.35	
System:	HISTORICAL DETAILED T 10/5/2018		10:45:50 AM	Page:	141	10/5/2018	User ID: skampsen
N Ky Water District							
10/4/2017	345,864	PMTRX00011215	Accounts Payable	16052	Fastech Alarms &	\$743.21	
10/4/2017	345,889	PMTRX00011216	Accounts Payable	9017563348	Kemira Water Solutions, Inc.	\$5,002.86	
10/4/2017	345,898	PMTRX00011219	Accounts Payable	925971	Lowe's	\$58.86	
10/4/2017	345,976	PMTRX00011222	Accounts Payable	492601	Wildman Corporate Apparel	\$49.75	
10/4/2017	345,977	PMTRX00011222	Accounts Payable	492603	Wildman Corporate Apparel	\$59.70	
10/4/2017	346,019	PMTRX00011223	Accounts Payable	39800877206 10/17	Duke Energy	\$57.13	
10/4/2017	346,020	PMTRX00011223	Accounts Payable	44000883201 10/17	Duke Energy	\$69.14	
10/4/2017	346,021	PMTRX00011223	Accounts Payable	75900841205 10/17	Duke Energy	\$52.72	
10/4/2017	346,022	PMTRX00011223	Accounts Payable	5-949-88854	Federal Express	\$41.81	
10/4/2017	346,035	PMTRX00011224	Accounts Payable	2295018	Lykins Oil Company	\$443.41	
10/4/2017	346,038	PMTRX00011224	Accounts Payable	2294566	Lykins Oil Company	\$672.83	
10/4/2017	346,054	PMTRX00011224	Accounts Payable	0492611N	Wildman Corporate Apparel	\$132.08	
10/4/2017	346,173	PMTRX00011227	Accounts Payable	4001880730	Cintas #315	\$569.29	
10/4/2017	346,176	PMTRX00011227	Accounts Payable	4001880073	Cintas #315	\$276.53	
10/4/2017	346,256	PMTRX00011229	Accounts Payable	2264151	Ideal Supplies Inc	\$137.50	
10/4/2017	346,323	RECVG00002284	Accounts Payable	RCT0000010000	Viking Supply, Inc	\$2,603.70	
10/4/2017	346,591	RECVG00002286	Accounts Payable	RCT0000010004	Wiseway Supply	\$3,804.86	
10/5/2017	345,670	PMCHK00006904	Accounts Payable	91729	Airport Towing	\$165.00	
10/5/2017	345,671	PMCHK00006904	Accounts Payable	91730	Arts Rental Equipment & Supply	\$808.30	
10/5/2017	345,672	PMCHK00006904	Accounts Payable	91731	Battery Neighbor LLC	\$494.64	
10/5/2017	345,673	PMCHK00006904	Accounts Payable	91732	B C Engineering Co	\$564.00	
10/5/2017	345,674	PMCHK00006904	Accounts Payable	91733	Becknell-Coghill Inc	\$28,410.00	
10/5/2017	345,675	PMCHK00006904	Accounts Payable	91734	Bosley, Tyler	\$97.04	
10/5/2017	345,676	PMCHK00006904	Accounts Payable	91735	Brewer, Dan	\$93.12	
10/5/2017	345,677	PMCHK00006904	Accounts Payable	91736	Browning, Brennan	\$120.00	
10/5/2017	345,678	PMCHK00006904	Accounts Payable	91737	Calderon, Michael	\$86.06	
10/5/2017	345,679	PMCHK00006904	Accounts Payable	91738	CDW Government Inc.	\$995.91	
10/5/2017	345,680	PMCHK00006904	Accounts Payable	91739	Cincinnati Bell	\$1,725.36	
10/5/2017	345,681	PMCHK00006904	Accounts Payable	91740	Cintas #315	\$2,097.10	
10/5/2017	345,682	PMCHK00006904	Accounts Payable	91741	City of Edgewood	\$240.00	
10/5/2017	345,683	PMCHK00006904	Accounts Payable	91742	Continental Technologies, LLC	\$750.00	
10/5/2017	345,684	PMCHK00006904	Accounts Payable	91743	Cornerstone Controls, Inc.	\$474.80	
10/5/2017	345,685	PMCHK00006904	Accounts Payable	91744	Core & Main	\$1,525.00	
10/5/2017	345,686	PMCHK00006904	Accounts Payable	91745	Crescent Springs Hardware	\$257.38	
10/5/2017	345,687	PMCHK00006904	Accounts Payable	91746	Daniels, Bradley	\$29.73	
10/5/2017	345,688	PMCHK00006904	Accounts Payable	91747	Dell Financial Services	\$5,038.79	
10/5/2017	345,689	PMCHK00006904	Accounts Payable	91748	Duke Energy	\$8,149.88	
10/5/2017	345,690	PMCHK00006904	Accounts Payable	91749	Electric Motor Technologies LLC	\$8,950.00	
10/5/2017	345,691	PMCHK00006904	Accounts Payable	91750	EyeMed	\$1,219.36	
10/5/2017	345,692	PMCHK00006904	Accounts Payable	91751	Ferguson Waterworks	\$370.00	
10/5/2017	345,693	PMCHK00006904	Accounts Payable	91752	Fisher Scientific	\$2,425.25	
10/5/2017	345,694	PMCHK00006904	Accounts Payable	91753	Florence Winwater Works	\$5,758.75	
10/5/2017	345,695	PMCHK00006904	Accounts Payable	91754	Foltz, Nicholas	\$45.15	
10/5/2017	345,696	PMCHK00006904	Accounts Payable	91755	Fulmer, Jessica	\$75.34	
10/5/2017	345,697	PMCHK00006904	Accounts Payable	91756	Gaylor, Vedra	\$114.90	
10/5/2017	345,698	PMCHK00006904	Accounts Payable	91757	Glahn, Craig	\$74.35	
10/5/2017	345,699	PMCHK00006904	Accounts Payable	91758	Grainger	\$767.36	
10/5/2017	345,700	PMCHK00006904	Accounts Payable	91759	Groneck, John	\$126.15	
10/5/2017	345,701	PMCHK00006904	Accounts Payable	91760	Habitat for Humanity	\$750.00	
10/5/2017	345,702	PMCHK00006904	Accounts Payable	91761	Harper Oil Products Inc	\$1,710.43	
10/5/2017	345,703	PMCHK00006904	Accounts Payable	91762	Hensley Plumbing Inc., Mike	\$230.00	



10/5/2017	345,704	PMCHK00006904	Accounts Payable	91763	Hudson, Carl	\$115.29		
10/5/2017	345,705	PMCHK00006904	Accounts Payable	91764	Human Resource Profile Inc	\$200.00		
10/5/2017	345,706	PMCHK00006904	Accounts Payable	91765	Ideal Supplies Inc	\$3,092.50		
10/5/2017	345,707	PMCHK00006904	Accounts Payable	91766	IDEXX Distribution, Inc.	\$2,118.96		
10/5/2017	345,708	PMCHK00006904	Accounts Payable	91767	Isabel, Mark	\$13.15		
10/5/2017	345,709	PMCHK00006904	Accounts Payable	91768	Jones & Simpson	\$41.90		
10/5/2017	345,710	PMCHK00006904	Accounts Payable	91769	Keidel Supply	\$828.39		
10/5/2017	345,711	PMCHK00006904	Accounts Payable	91770	Kemper Inc Richard G	\$130.29		
10/5/2017	345,712	PMCHK00006904	Accounts Payable	91771	Kemira Water Solutions, Inc.	\$4,983.38		
10/5/2017	345,713	PMCHK00006904	Accounts Payable	91772	KOI Enterprises, Inc	\$21.52		
10/5/2017	345,714	PMCHK00006904	Accounts Payable	91773	Kruger Inc	\$968.19		
10/5/2017	345,715	PMCHK00006904	Accounts Payable	91774	Kummer, Dilts & Collins PLLC	\$500.00		
10/5/2017	345,716	PMCHK00006904	Accounts Payable	91775	KWVWA	\$60.00		
10/5/2017	345,717	PMCHK00006904	Accounts Payable	91776	Layne Christensen Company	\$1,600.00		
10/5/2017	345,718	PMCHK00006904	Accounts Payable	91777	Lincoln National Life Insurance Co.	\$914.66		
10/5/2017	345,719	PMCHK00006904	Accounts Payable	91778	Lowe's	\$157.56		
10/5/2017	345,720	PMCHK00006904	Accounts Payable	91779	Lykins Oil Company	\$1,258.39		
10/5/2017	345,721	PMCHK00006904	Accounts Payable	91780	Matheson Tri-Gas, Inc.	\$208.73		
10/5/2017	345,722	PMCHK00006904	Accounts Payable	91781	Moore, Michael	\$126.32		
10/5/2017	345,723	PMCHK00006904	Accounts Payable	91782	Ovivo USA, LLC	\$4,030.00		
10/5/2017	345,724	PMCHK00006904	Accounts Payable	91783	Owen Electric Cooperative Inc	\$46.64		
10/5/2017	345,725	PMCHK00006904	Accounts Payable	91784	Colleen Medert-Petty Cash	\$51.51		
10/5/2017	345,726	PMCHK00006904	Accounts Payable	91785	Pension Corporation of America	\$4,630.48		
System:	HISTORICAL DETAILED T 10/5/2018		10:45:50 AM	Page:	142	User Date:	10/5/2018	skampsen
N Ky Water District								
10/5/2017	345,727	PMCHK00006904	Accounts Payable	91786	Matt Piccirillo	\$120.00		
10/5/2017	345,728	PMCHK00006904	Accounts Payable	91787	Pilot Lumber	\$4.37		
10/5/2017	345,729	PMCHK00006904	Accounts Payable	91788	Pirtek Reading Road	\$5,672.43		
10/5/2017	345,730	PMCHK00006904	Accounts Payable	91789	Plant Trolley, Inc., The	\$177.12		
10/5/2017	345,731	PMCHK00006904	Accounts Payable	91790	Richie Trucking	\$1,625.00		
10/5/2017	345,732	PMCHK00006904	Accounts Payable	91791	R & M Welding Products Inc	\$145.99		
10/5/2017	345,733	PMCHK00006904	Accounts Payable	91792	RNK Environmental Inc	\$555.00		
10/5/2017	345,734	PMCHK00006904	Accounts Payable	91793	RUMPKE	\$120.00		
10/5/2017	345,735	PMCHK00006904	Accounts Payable	91794	Rust, Scott	\$750.00		
10/5/2017	345,736	PMCHK00006904	Accounts Payable	91795	Sanitation District No. 1	\$85.17		
10/5/2017	345,737	PMCHK00006904	Accounts Payable	91796	Jeff Schuchter	\$285.16		
10/5/2017	345,738	PMCHK00006904	Accounts Payable	91797	Schreiber, Stanley	\$81.93		
10/5/2017	345,739	PMCHK00006904	Accounts Payable	91798	Shelton, Michelle	\$61.56		
10/5/2017	345,740	PMCHK00006904	Accounts Payable	91799	Southern States	\$205.90		
10/5/2017	345,741	PMCHK00006904	Accounts Payable	91800	Time Warner Cable	\$248.19		
10/5/2017	345,742	PMCHK00006904	Accounts Payable	91801	Travelers	\$110,143.30		
10/5/2017	345,743	PMCHK00006904	Accounts Payable	91802	Trane U.S., Inc.	\$810.00		
10/5/2017	345,744	PMCHK00006904	Accounts Payable	91803	USALCO	\$5,789.08		
10/5/2017	345,745	PMCHK00006904	Accounts Payable	91804	Verizon Wireless	\$7,381.98		
10/5/2017	345,746	PMCHK00006904	Accounts Payable	91805	Viking Supply, Inc	\$847.50		
10/5/2017	345,747	PMCHK00006904	Accounts Payable	91806	Warren, Uriah	\$126.15		
10/5/2017	345,748	PMCHK00006904	Accounts Payable	91807	Wessel Lawncare & Landscaping	\$2,543.36		
10/5/2017	345,749	PMCHK00006904	Accounts Payable	91808	Wex Bank	\$14,208.45		
10/5/2017	345,750	PMCHK00006904	Accounts Payable	91809	Wilder Winnelson	\$27.32		
10/5/2017	345,751	PMCHK00006904	Accounts Payable	91810	Wildman Corporate Apparel	\$455.50		
10/5/2017	345,752	PMCHK00006904	Accounts Payable	91811	Wolfe, Lenny	\$40.47		
10/5/2017	345,753	PMCHK00006904	Accounts Payable	91812	Zins Plumbing LLC	\$19,900.00		
10/5/2017	345,815	PMTRX00011214	Accounts Payable	31581-1017	ADS Environmental Services	\$600.00		
10/5/2017	345,862	PMTRX00011215	Accounts Payable	843852	Environmental Resource Assoc	\$274.43		
10/5/2017	345,874	PMTRX00011216	Accounts Payable	302723995	Hillyard Kentucky	\$876.45		
10/5/2017	345,875	PMTRX00011216	Accounts Payable	602723957	Hillyard Kentucky	\$380.63		
10/5/2017	345,887	PMTRX00011216	Accounts Payable	10207	Jolly Plumbing	\$1,843.50		
10/5/2017	345,908	PMTRX00011219	Accounts Payable	5121003 10/17	Owen Electric Cooperative Inc	\$13,305.51		
10/5/2017	345,909	PMTRX00011219	Accounts Payable	5121005 10/17	Owen Electric Cooperative Inc	\$536.53		
10/5/2017	345,933	PMTRX00011221	Accounts Payable	2351256	RUMPKE	\$73.37		
10/5/2017	345,941	PMTRX00011221	Accounts Payable	233805	Specialized Plumbing Parts Supply	\$9.00		
10/5/2017	345,960	PMTRX00011222	Accounts Payable	FIRMID 156866 10/17	Thomson Reuters	\$75.00		
10/5/2017	345,961	PMTRX00011222	Accounts Payable	FIRM ID 156866 10/17	Thomson Reuters	\$395.00		
10/5/2017	345,988	RECVG00002282	Accounts Payable	RCT0000009971	Ferguson Waterworks	\$714.50		

10/5/2017	346,008	PMTRX00011223	Accounts Payable	3567220 10/17	Cincinnati Bell		\$71.44
10/5/2017	346,009	PMTRX00011223	Accounts Payable	3564005 10/17	Cincinnati Bell		\$71.44
10/5/2017	346,010	PMTRX00011223	Accounts Payable	3561531 10/17	Cincinnati Bell		\$49.39
10/5/2017	346,011	PMTRX00011223	Accounts Payable	3314325 10/17	Cincinnati Bell		\$67.77
10/5/2017	346,014	PMTRX00011223	Accounts Payable	AQUA DR 10/17	Combined Public Comm.		\$496.01
10/5/2017	346,017	PMTRX00011223	Accounts Payable	96300067201 10/17	Duke Energy		\$112.56
10/5/2017	346,018	PMTRX00011223	Accounts Payable	53503889010 10/17	Duke Energy		\$85.26
10/5/2017	346,053	PMTRX00011224	Accounts Payable	0492925-IN	Wildman Corporate Apparel		\$9.95
10/5/2017	346,214	PMTRX00011228	Accounts Payable	9392	Dons Garage Inc		\$53.50
10/5/2017	346,236	PMTRX00011228	Accounts Payable	81213	Employers Resource Association		\$942.00
10/5/2017	346,238	PMTRX00011228	Accounts Payable	18529	Flaig Welding Co Inc		\$123.50
10/5/2017	346,252	PMTRX00011229	Accounts Payable	2264189	Ideal Supplies Inc		\$580.00
10/5/2017	346,254	PMTRX00011229	Accounts Payable	2264176	Ideal Supplies Inc		\$550.00
10/5/2017	346,255	PMTRX00011229	Accounts Payable	2264179	Ideal Supplies Inc		\$240.00
10/5/2017	346,390	PMTRX00011233	Accounts Payable	253067	Safety Shoe Distributors		\$136.99
10/5/2017	346,585	PMTRX00011237	Accounts Payable	103017012	Sumerel Tire Co., Inc., Bob		\$761.95
10/5/2017	346,652	PMTRX00011241	Accounts Payable	APPLICATION #1 10/17	Horizon Brothers Painting		\$259,075.62
10/6/2017	345,759	PMVVPY00001035	Accounts Payable	80692	Kentucky State Treasurer		\$6,586.44
10/6/2017	345,760	PMVVR00001346	Accounts Payable	020615DEFCOMP	Kentucky State Treasurer	\$5,835.50	
10/6/2017	345,761	PMVVR00001346	Accounts Payable	020615DEFLOANS	Kentucky State Treasurer	\$750.94	
10/6/2017	345,762	PMTRX00011212	Accounts Payable	020615DEFCOMP.	Kentucky State Treasurer		\$5,835.50
10/6/2017	345,763	PMTRX00011212	Accounts Payable	020615DEFLOANS.	Kentucky State Treasurer		\$750.94
10/6/2017	345,764	PMCHK00006906	Accounts Payable	91813	Kentucky State Treasurer	\$6,586.44	
10/6/2017	345,840	PMTRX00011214	Accounts Payable	239708	Crescent Springs Hardware		\$49.65
10/6/2017	345,841	PMTRX00011214	Accounts Payable	239706	Crescent Springs Hardware		\$2.56
10/6/2017	345,842	PMTRX00011214	Accounts Payable	239693	Crescent Springs Hardware		\$25.96
10/6/2017	345,861	PMTRX00011215	Accounts Payable	UNIFORMS 10/17	Emery, Dallas		\$184.95
10/6/2017	345,868	PMTRX00011215	Accounts Payable	5511549	Fisher Scientific		\$245.87
10/6/2017	345,869	PMTRX00011215	Accounts Payable	5511548	Fisher Scientific		\$618.30
10/6/2017	345,901	PMTRX00011219	Accounts Payable	E05004NRZX	Microsoft		\$196.15
10/6/2017	345,965	PMTRX00011222	Accounts Payable	C0044503512	United Healthcare Insurance		\$261,664.61
10/6/2017	345,975	PMTRX00011222	Accounts Payable	493251	Wildman Corporate Apparel		\$128.60
10/6/2017	346,174	PMTRX00011227	Accounts Payable	4001901858	Cintas #315		\$56.30
10/6/2017	346,219	PMTRX00011228	Accounts Payable	89000846202 10/17	Duke Energy		\$10.56
10/6/2017	346,249	PMTRX00011229	Accounts Payable	2264215	Ideal Supplies Inc		\$580.00
System:	HISTORICAL DETAILED T 10/5/2018	10:45:50 AM	Page:	143	User Date:	10/5/2018	User ID: skampsen
N Ky Water District							
10/6/2017	346,250	PMTRX00011229	Accounts Payable	2264207	Ideal Supplies Inc		\$110.00
10/6/2017	346,251	PMTRX00011229	Accounts Payable	2264222	Ideal Supplies Inc		\$415.00
10/6/2017	346,260	PMTRX00011229	Accounts Payable	2264214	Ideal Supplies Inc		\$330.00
10/6/2017	346,267	PMTRX00011229	Accounts Payable	986782	Mailender Inc.		\$277.13
10/6/2017	346,285	PMTRX00011231	Accounts Payable	3486091032000 10/17	Sanitation District No. 1		\$117.94
10/6/2017	346,291	PMTRX00011231	Accounts Payable	3486091031000 10/17	Sanitation District No. 1		\$37.80
10/6/2017	346,303	PMTRX00011231	Accounts Payable	341516151	US Bank Equipment Finance		\$1,076.70
10/6/2017	346,339	PMTRX00011232	Accounts Payable	1200078332	HDR Engineering, Inc.		\$599.32
10/7/2017	346,295	PMTRX00011231	Accounts Payable	3355518617	Staples Advantage		\$82.96
10/7/2017	346,385	PMTRX00011233	Accounts Payable	2264234	Ideal Supplies Inc		\$297.50
10/7/2017	346,584	PMTRX00011237	Accounts Payable	103017044	Sumerel Tire Co., Inc., Bob		\$28.93
10/8/2017	346,052	PMTRX00011224	Accounts Payable	69539	Vertical Systems Elevator		\$256.79
10/8/2017	346,177	PMTRX00011227	Accounts Payable	4260425 10/17	Cincinnati Bell		\$129.35
10/9/2017	345,863	PMTRX00011215	Accounts Payable	KYERL232145	Fastenal Company		\$451.65
10/9/2017	345,890	PMTRX00011216	Accounts Payable	740-165708	KOI Enterprises, Inc		\$319.90
10/9/2017	345,911	PMTRX00011219	Accounts Payable	52580612.001	Pirtek Reading Road		\$164.34
10/9/2017	345,943	PMTRX00011221	Accounts Payable	REIMBUSE CDL 10/17	Richie, Eric		\$52.00
10/9/2017	345,989	RECVG00002282	Accounts Payable	RCT0000009972	Ferguson Waterworks		\$714.50
10/9/2017	345,999	RECVG00002282	Accounts Payable	RCT0000009982	Viking Supply, Inc		\$1,796.00
10/9/2017	346,031	PMTRX00011224	Accounts Payable	903243	Lowe's		\$113.05
10/9/2017	346,036	PMTRX00011224	Accounts Payable	2298767	Lykins Oil Company		\$952.64
10/9/2017	346,055	PMTRX00011224	Accounts Payable	0493836-CM	Wildman Corporate Apparel	\$58.58	
10/9/2017	346,168	PMTRX00011227	Accounts Payable	283001	A & A Lawncare & Landscaping		\$495.00
10/9/2017	346,170	PMTRX00011227	Accounts Payable	AR00167754	Badger Daylighting Corp.		\$895.00
10/9/2017	346,215	PMTRX00011228	Accounts Payable	24002180010 10/17	Duke Energy		\$50.31
10/9/2017	346,216	PMTRX00011228	Accounts Payable	31902189010 10/17	Duke Energy		\$5,035.93
10/9/2017	346,217	PMTRX00011228	Accounts Payable	60702113019 10/17	Duke Energy		\$73,497.71

10/9/2017	346,218	PMTRX00011228	Accounts Payable	32203867017 10/17	Duke Energy	\$30.72	
10/9/2017	346,220	PMTRX00011228	Accounts Payable	33803662016 10/17	Duke Energy	\$53.33	
10/9/2017	346,221	PMTRX00011228	Accounts Payable	57603707011 10/17	Duke Energy	\$10.01	
10/9/2017	346,222	PMTRX00011228	Accounts Payable	36800736026 10/17	Duke Energy	\$10,339.76	
10/9/2017	346,223	PMTRX00011228	Accounts Payable	37603707010 10/17	Duke Energy	\$6.65	
10/9/2017	346,224	PMTRX00011228	Accounts Payable	95603661010 10/17	Duke Energy	\$9.82	
10/9/2017	346,232	PMTRX00011228	Accounts Payable	38200284213 10/17	Duke Energy	\$50.94	
10/9/2017	346,233	PMTRX00011228	Accounts Payable	36100729029 10/17	Duke Energy	\$6,658.72	
10/9/2017	346,237	PMTRX00011228	Accounts Payable	5594321	Fisher Scientific	\$289.86	
10/9/2017	346,244	PMTRX00011229	Accounts Payable	413928	Hall's Paving & Sealing, Inc.	\$5,450.07	
10/9/2017	346,261	PMTRX00011229	Accounts Payable	934494	Janell Inc.	\$6.72	
10/9/2017	346,288	PMTRX00011231	Accounts Payable	347166666000 10/17	Sanitation District No. 1	\$66.53	
10/9/2017	346,289	PMTRX00011231	Accounts Payable	3400000100991 10/17	Sanitation District No. 1	\$69.45	
10/9/2017	346,290	PMTRX00011231	Accounts Payable	3416025100000 10/17	Sanitation District No. 1	\$15.12	
10/9/2017	346,302	PMTRX00011231	Accounts Payable	28168	United Window Cleaning Co., Inc.	\$40.00	
10/9/2017	346,309	RECVG00002284	Accounts Payable	RCT0000009986	Core & Main	\$11,325.17	
10/9/2017	346,322	RECVG00002284	Accounts Payable	RCT0000009999	Viking Supply, Inc	\$3,192.00	
10/9/2017	346,346	PMTRX00011232	Accounts Payable	2264266	Ideal Supplies Inc	\$137.50	
10/9/2017	346,371	PMTRX00011232	Accounts Payable	429090	Ohio Valley Gasket	\$188.90	
10/9/2017	346,587	PMTRX00011237	Accounts Payable	SRV019246	TrinSoft, LLC	\$42.50	
10/9/2017	346,910	PMTRX00011247	Accounts Payable	100917B	KEMI	\$200.00	
10/9/2017	346,918	PMTRX00011247	Accounts Payable	952174	Lowe's	\$22.52	
10/9/2017	347,202	PMTRX00011254	Accounts Payable	239190	E & H Integrated Systems	\$333.25	
10/9/2017	347,226	PMTRX00011255	Accounts Payable	23147	Midwest Bottle Gas Dist. Inc	\$350.98	
10/10/2017	345,817	PMTRX00011214	Accounts Payable	W11423-1	Arts Rental Equipment & Supply	\$104.50	
10/10/2017	345,838	PMTRX00011214	Accounts Payable	B370771	Cottingham True Value	\$39.99	
10/10/2017	345,900	PMTRX00011219	Accounts Payable	903318	Lowe's	\$5.69	
10/10/2017	345,905	PMTRX00011219	Accounts Payable	49382354	OFFICETEAM, Specialized Admin. Staffing	\$629.37	
10/10/2017	345,910	PMTRX00011219	Accounts Payable	1710-949255	Pilot Lumber	\$29.24	
10/10/2017	345,964	PMTRX00011222	Accounts Payable	CI-762934	Univar USA Inc.	\$2,779.87	
10/10/2017	345,990	RECVG00002282	Accounts Payable	RCT0000009973	Florence Winwater Works	\$602.45	
10/10/2017	345,995	RECVG00002282	Accounts Payable	RCT0000009978	Fortiline, Inc.	\$1,137.00	
10/10/2017	346,003	PMTRX00011223	Accounts Payable	2236199	Allied Supply Co	\$206.64	
10/10/2017	346,023	PMTRX00011223	Accounts Payable	75491	Flynn Metering Systems	\$776.92	
10/10/2017	346,025	PMTRX00011223	Accounts Payable	NKWSDBL633284 11/17	Lincoln National Life Insurance Co.	\$5,642.66	
10/10/2017	346,033	PMTRX00011224	Accounts Payable	927629	Lowe's	\$37.00	
10/10/2017	346,051	PMTRX00011224	Accounts Payable	N70480279382	The Thaman Rubber Co.	\$852.72	
10/10/2017	346,178	PMTRX00011227	Accounts Payable	2616778 10/17	Cincinnati Bell	\$65.79	
10/10/2017	346,179	PMTRX00011227	Accounts Payable	5724798 10/17	Cincinnati Bell	\$272.71	
10/10/2017	346,180	PMTRX00011227	Accounts Payable	4310282 10/17	Cincinnati Bell	\$298.32	
10/10/2017	346,181	PMTRX00011227	Accounts Payable	2611750 10/17	Cincinnati Bell	\$67.71	
10/10/2017	346,230	PMTRX00011228	Accounts Payable	20102202016 10/17	Duke Energy	\$7.80	
10/10/2017	346,242	PMTRX00011229	Accounts Payable	9579190670	Grainger	\$584.39	
10/10/2017	346,246	PMTRX00011229	Accounts Payable	945612	Harper Oil Products Inc	\$804.78	
10/10/2017	346,292	PMTRX00011231	Accounts Payable	B28619	Southeastern Equipment Co Inc	\$285.84	
10/10/2017	346,308	RECVG00002284	Accounts Payable	RCT0000009985	Core & Main	\$603.00	
10/10/2017	346,313	RECVG00002284	Accounts Payable	RCT0000009990	Florence Winwater Works	\$2,517.75	
System:	HISTORICAL DETAILED T 10/5/2018		10:45:50 AM	Page:	144	User Date: 10/5/2018	User ID: skampsen
N Ky Water District							
10/10/2017	346,314	RECVG00002284	Accounts Payable	RCT0000009991	Florence Winwater Works	\$1,398.75	
10/10/2017	346,315	RECVG00002284	Accounts Payable	RCT0000009992	Florence Winwater Works	\$2,797.50	
10/10/2017	346,320	RECVG00002284	Accounts Payable	RCT0000009997	Industrial Wire Rope Supply Co Inc	\$2,575.00	
10/10/2017	346,321	RECVG00002284	Accounts Payable	RCT0000009998	Viking Supply, Inc	\$1,008.00	
10/10/2017	346,331	PMTRX00011232	Accounts Payable	2615788 10/17	Cincinnati Bell	\$65.79	
10/10/2017	346,337	PMTRX00011232	Accounts Payable	18545	Flaig Welding Co Inc	\$135.00	
10/10/2017	346,343	PMTRX00011232	Accounts Payable	2264307	Ideal Supplies Inc	\$1,050.00	
10/10/2017	346,344	PMTRX00011232	Accounts Payable	2264312	Ideal Supplies Inc	\$137.50	
10/10/2017	346,345	PMTRX00011232	Accounts Payable	2264321	Ideal Supplies Inc	\$330.00	
10/10/2017	346,566	PMTRX00011237	Accounts Payable	927665	Lowe's	\$140.29	
10/10/2017	346,962	PMTRX00011248	Accounts Payable	4023102	Thatcher Chemical of Florida Inc	\$10,608.00	
10/10/2017	346,983	PMTRX00011249	Accounts Payable	B370779	Cottingham True Value	\$49.96	
10/10/2017	347,151	PMTRX00011253	Accounts Payable	11712	Klingenberg's - Covington	\$10.50	
10/10/2017	347,224	PMTRX00011255	Accounts Payable	934196	Janell Inc.	\$156.89	
10/11/2017	345,811	PMTRX00011213	Accounts Payable	101317DEFCOMP	Kentucky State Treasurer	\$5,411.52	

10/11/2017	345,812	PMTRX00011213	Accounts Payable	101317DEFLOANS	Kentucky State Treasurer		\$116.31
10/11/2017	345,813	PMCHK00006907	Accounts Payable	91814	Kentucky State Treasurer	\$5,527.83	
10/11/2017	345,991	RECVG00002282	Accounts Payable	RCT0000009974	Florence Winwater Works		\$2,199.00
10/11/2017	345,992	RECVG00002282	Accounts Payable	RCT0000009975	Florence Winwater Works		\$799.25
10/11/2017	346,034	PMTRX00011224	Accounts Payable	927862	Lowe's		\$36.08
10/11/2017	346,169	PMTRX00011227	Accounts Payable	ACE212952	Ace-Tex Enterprises, Inc.		\$391.15
10/11/2017	346,226	PMTRX00011228	Accounts Payable	8200284217 10/17	Duke Energy		\$50.31
10/11/2017	346,227	PMTRX00011228	Accounts Payable	40502120028 10/17	Duke Energy		\$161.23
10/11/2017	346,228	PMTRX00011228	Accounts Payable	52800530202 10/17	Duke Energy		\$23.58
10/11/2017	346,229	PMTRX00011228	Accounts Payable	71100846203 10/17	Duke Energy		\$9.02
10/11/2017	346,231	PMTRX00011228	Accounts Payable	30200530205 10/17	Duke Energy		\$7.73
10/11/2017	346,234	PMTRX00011228	Accounts Payable	43500863200 10/17	Duke Energy		\$1,640.05
10/11/2017	346,235	PMTRX00011228	Accounts Payable	54000843205 10/17	Duke Energy		\$7.73
10/11/2017	346,248	PMTRX00011229	Accounts Payable	945646	Harper Oil Products Inc		\$386.21
10/11/2017	346,262	PMTRX00011229	Accounts Payable	9017564293	Kemira Water Solutions, Inc.		\$5,389.19
10/11/2017	346,271	PMTRX00011229	Accounts Payable	52582296.001	Pirtek Reading Road		\$588.39
10/11/2017	346,299	PMTRX00011231	Accounts Payable	KK279797	Truck and Trailer Supply		\$549.60
10/11/2017	346,307	PMTRX00011231	Accounts Payable	494186	Wildman Corporate Apparel		\$35.36
10/11/2017	346,316	RECVG00002284	Accounts Payable	RCT0000009993	Florence Winwater Works		\$6,918.10
10/11/2017	346,336	PMTRX00011232	Accounts Payable	5-957-92839	Federal Express		\$40.05
10/11/2017	346,342	PMTRX00011232	Accounts Payable	2264357	Ideal Supplies Inc		\$110.00
10/11/2017	346,355	PMTRX00011232	Accounts Payable	2264355	Ideal Supplies Inc		\$165.00
10/11/2017	346,356	PMTRX00011232	Accounts Payable	2264354	Ideal Supplies Inc		\$165.00
10/11/2017	346,358	PMTRX00011232	Accounts Payable	733-496693	KOI Enterprises, Inc		\$86.00
10/11/2017	346,365	PMTRX00011232	Accounts Payable	22125	Mark's Garage		\$746.79
10/11/2017	346,378	PMTRX00011232	Accounts Payable	107016186	Sumerel Tire Co., Inc., Bob		\$1,736.04
10/11/2017	346,379	PMTRX00011232	Accounts Payable	103017170	Sumerel Tire Co., Inc., Bob		\$165.73
10/11/2017	346,380	PMTRX00011232	Accounts Payable	103017161	Sumerel Tire Co., Inc., Bob		\$477.64
10/11/2017	346,570	PMTRX00011237	Accounts Payable	INV4155961	Orr Safety Corporation		\$991.52
10/12/2017	346,225	PMTRX00011228	Accounts Payable	4403644019 10/17	Duke Energy		\$9.30
10/12/2017	346,269	PMTRX00011229	Accounts Payable	382979	Minuteman/Design Press		\$345.00
10/12/2017	346,304	PMTRX00011231	Accounts Payable	1250236	USALCO		\$5,852.80
10/12/2017	346,312	RECVG00002284	Accounts Payable	RCT0000009989	Flaig Welding Co Inc		\$8,291.00
10/12/2017	346,354	PMTRX00011232	Accounts Payable	2264377	Ideal Supplies Inc		\$1,080.00
10/12/2017	346,386	PMTRX00011233	Accounts Payable	743-114733	KOI Enterprises, Inc		\$155.75
10/12/2017	346,663	PMTRX00011241	Accounts Payable	1005495052	Pitney Bowes Inc.		\$389.04
10/12/2017	346,954	PMTRX00011248	Accounts Payable	25426	Schmidt Plumbing Inc. E. C.		\$4,029.00
10/13/2017	346,056	PMCHK00006910	Accounts Payable	91815	Abco Safety	\$269.81	
10/13/2017	346,057	PMCHK00006910	Accounts Payable	91816	ADS Environmental Services	\$600.00	
10/13/2017	346,058	PMCHK00006910	Accounts Payable	91817	Allied Supply Co	\$206.64	
10/13/2017	346,059	PMCHK00006910	Accounts Payable	91818	Around the Clock Answering Service	\$537.00	
10/13/2017	346,060	PMCHK00006910	Accounts Payable	91819	Arts Rental Equipment & Supply	\$104.50	
10/13/2017	346,061	PMCHK00006910	Accounts Payable	91820	Badger Meter, Inc	\$2,309.76	
10/13/2017	346,062	PMCHK00006910	Accounts Payable	91821	Battery Neighbor LLC	\$135.00	
10/13/2017	346,063	PMCHK00006910	Accounts Payable	91822	Best Way Disposal	\$706.26	
10/13/2017	346,064	PMCHK00006910	Accounts Payable	91823	Biederman Co., Inc., R.P.	\$81.00	
10/13/2017	346,065	PMCHK00006910	Accounts Payable	91824	Blue Chip Express & Courier Service	\$190.00	
10/13/2017	346,066	PMCHK00006910	Accounts Payable	91825	Bonded Lock Service LLC	\$454.50	
10/13/2017	346,067	PMCHK00006910	Accounts Payable	91826	Bray Trucking Inc.	\$5,725.87	
10/13/2017	346,068	PMCHK00006910	Accounts Payable	91827	Bray Truck & Parts	\$1,889.16	
10/13/2017	346,069	PMCHK00006910	Accounts Payable	91828	Castleman, Paul	\$500.00	
10/13/2017	346,070	PMCHK00006910	Accounts Payable	91829	Cincinnati Bell	\$7,979.26	
10/13/2017	346,071	PMCHK00006910	Accounts Payable	91830	Cincinnati Bell	\$647.78	
10/13/2017	346,072	PMCHK00006910	Accounts Payable	91831	Cincinnati Ready Mix Concrete	\$1,292.44	
10/13/2017	346,073	PMCHK00006910	Accounts Payable	91832	City of Southgate	\$150.00	
10/13/2017	346,074	PMCHK00006910	Accounts Payable	91833	Combined Public Comm.	\$496.01	
10/13/2017	346,075	PMCHK00006910	Accounts Payable	91834	Composite Industrial Group	\$150.00	
10/13/2017	346,076	PMCHK00006910	Accounts Payable	91835	Core & Main	\$123.75	
10/13/2017	346,077	PMCHK00006910	Accounts Payable	91836	Cottingham True Value	\$39.99	
System:	HISTORICAL DETAILED T 10/5/2018		10:45:50 AM	Page: 145	User Date: 10/5/2018	User ID: skampsen	
N Ky Water District							
10/13/2017	346,078	PMCHK00006910	Accounts Payable	91837	Crescent Springs Hardware	\$162.10	
10/13/2017	346,079	PMCHK00006910	Accounts Payable	91838	Dons Garage Inc	\$1,070.66	
10/13/2017	346,080	PMCHK00006910	Accounts Payable	91839	Duke Energy	\$38,103.07	

10/13/2017	346,081	PMCHK00006910	Accounts Payable	91840	Emery, Dallas	\$184.95
10/13/2017	346,082	PMCHK00006910	Accounts Payable	91841	Environmental Resource Assoc	\$274.43
10/13/2017	346,083	PMCHK00006910	Accounts Payable	91842	Fastenal Company	\$451.65
10/13/2017	346,084	PMCHK00006910	Accounts Payable	91843	Fastech Alarms &	\$743.21
10/13/2017	346,085	PMCHK00006910	Accounts Payable	91844	Fedders Feed Co., J. H.	\$127.70
10/13/2017	346,086	PMCHK00006910	Accounts Payable	91845	Federal Express	\$41.81
10/13/2017	346,087	PMCHK00006910	Accounts Payable	91846	Ferguson Waterworks	\$1,539.00
10/13/2017	346,088	PMCHK00006910	Accounts Payable	91847	Fifth Third Bank-Visa	\$4,151.93
10/13/2017	346,089	PMCHK00006910	Accounts Payable	91848	Fisher Scientific	\$943.72
10/13/2017	346,090	PMCHK00006910	Accounts Payable	91849	Florence Winwater Works	\$3,600.70
10/13/2017	346,091	PMCHK00006910	Accounts Payable	91850	Flynn Metering Systems	\$776.92
10/13/2017	346,092	PMCHK00006910	Accounts Payable	91851	Fortiline, Inc.	\$3,264.92
10/13/2017	346,093	PMCHK00006910	Accounts Payable	91852	Grainger	\$60.34
10/13/2017	346,094	PMCHK00006910	Accounts Payable	91853	Hach Company	\$1,532.51
10/13/2017	346,095	PMCHK00006910	Accounts Payable	91854	Hall's Paving & Sealing, Inc.	\$5,188.25
10/13/2017	346,096	PMCHK00006910	Accounts Payable	91855	Herald Cory	\$22.63
10/13/2017	346,097	PMCHK00006910	Accounts Payable	91856	Hillyard Kentucky	\$1,257.08
10/13/2017	346,098	PMCHK00006910	Accounts Payable	91857	Ideal Supplies Inc	\$4,257.50
10/13/2017	346,099	PMCHK00006910	Accounts Payable	91858	Jolly Plumbing	\$1,843.50
10/13/2017	346,100	PMCHK00006910	Accounts Payable	91859	KEMI	\$4,820.74
10/13/2017	346,101	PMCHK00006910	Accounts Payable	91860	Kemira Water Solutions, Inc.	\$5,002.86
10/13/2017	346,102	PMCHK00006910	Accounts Payable	91861	KOI Enterprises, Inc	\$505.72
10/13/2017	346,103	PMCHK00006910	Accounts Payable	91862	Lawn Systems, Inc.	\$5,999.00
10/13/2017	346,104	PMCHK00006910	Accounts Payable	91863	Len Riegler Blacktop, Inc.	\$8,699.60
10/13/2017	346,105	PMCHK00006910	Accounts Payable	91864	Lincoln National Life Insurance Co.	\$5,642.66
10/13/2017	346,106	PMCHK00006910	Accounts Payable	91865	Literature Fulfillment Services	\$18,209.03
10/13/2017	346,107	PMCHK00006910	Accounts Payable	91866	Lowe's	\$696.36
10/13/2017	346,108	PMCHK00006910	Accounts Payable	91867	Lykins Oil Company	\$1,138.04
10/13/2017	346,109	PMCHK00006910	Accounts Payable	91868	Mark's Garage	\$3,201.76
10/13/2017	346,110	PMCHK00006910	Accounts Payable	91869	Microsoft	\$196.15
10/13/2017	346,111	PMCHK00006910	Accounts Payable	91870	Minuteman/Design Press	\$88.00
10/13/2017	346,112	PMCHK00006910	Accounts Payable	91871	Mobilcomm Inc.	\$963.00
10/13/2017	346,113	PMCHK00006910	Accounts Payable	91872	OFFICETEAM, Specialized Admin. Staffing	\$629.37
10/13/2017	346,114	PMCHK00006910	Accounts Payable	91873	O'Reilly Auto Parts	\$118.90
10/13/2017	346,115	PMCHK00006910	Accounts Payable	91874	Orr Safety Corporation	\$1,483.84
10/13/2017	346,116	PMCHK00006910	Accounts Payable	91875	Owen Electric Cooperative Inc	\$13,842.04
10/13/2017	346,117	PMCHK00006910	Accounts Payable	91876	Perch Security	\$6,000.00
10/13/2017	346,118	PMCHK00006910	Accounts Payable	91877	Pilot Lumber	\$29.24
10/13/2017	346,119	PMCHK00006910	Accounts Payable	91878	Pirtek Reading Road	\$164.34
10/13/2017	346,120	PMCHK00006910	Accounts Payable	91879	Pitney Bowes Inc.	\$3,000.00
10/13/2017	346,121	PMCHK00006910	Accounts Payable	91880	Pridestaff Financial	\$2,720.00
10/13/2017	346,122	PMCHK00006910	Accounts Payable	91881	Process Pump & Seal, Inc.	\$1,386.61
10/13/2017	346,123	PMCHK00006910	Accounts Payable	91882	Reis Concrete Products Inc	\$534.00
10/13/2017	346,124	PMCHK00006910	Accounts Payable	91883	Res/Comm Security Systems Inc.	\$306.00
10/13/2017	346,125	PMCHK00006910	Accounts Payable	91884	Richie, Eric	\$52.00
10/13/2017	346,126	PMCHK00006910	Accounts Payable	91885	R & M Welding Products Inc	\$312.24
10/13/2017	346,127	PMCHK00006910	Accounts Payable	91886	RUMPKE	\$83.37
10/13/2017	346,128	PMCHK00006910	Accounts Payable	91887	Sanitation District No. 1	\$4,484.27
10/13/2017	346,129	PMCHK00006910	Accounts Payable	91888	Sanitation District No. 1	\$191.15
10/13/2017	346,130	PMCHK00006910	Accounts Payable	91889	Seal Analytical, Inc.	\$341.20
10/13/2017	346,131	PMCHK00006910	Accounts Payable	91890	Shannon Chemical Corporation	\$13,686.08
10/13/2017	346,132	PMCHK00006910	Accounts Payable	91891	Shirden's Carpet Cleaning Service	\$1,140.00
10/13/2017	346,133	PMCHK00006910	Accounts Payable	91892	Southeastern Equipment Co Inc	\$985.45
10/13/2017	346,134	PMCHK00006910	Accounts Payable	91893	Specialized Plumbing Parts Supply	\$9.00
10/13/2017	346,135	PMCHK00006910	Accounts Payable	91894	St. Elizabeth Medical Center	\$962.50
10/13/2017	346,136	PMCHK00006910	Accounts Payable	91895	Sumerel Tire Co., Inc., Bob	\$2,034.46
10/13/2017	346,137	PMCHK00006910	Accounts Payable	91896	Taylor Brothers Excavating	\$305.00
10/13/2017	346,138	PMCHK00006910	Accounts Payable	91897	The Thaman Rubber Co.	\$852.72
10/13/2017	346,139	PMCHK00006910	Accounts Payable	91898	Thomson Reuters	\$75.00
10/13/2017	346,140	PMCHK00006910	Accounts Payable	91899	Thomson Reuters	\$395.00
10/13/2017	346,141	PMCHK00006910	Accounts Payable	91900	Travelers	\$938.27
10/13/2017	346,142	PMCHK00006910	Accounts Payable	91901	TrinSoft, LLC	\$85.00
10/13/2017	346,143	PMCHK00006910	Accounts Payable	91902	Univar USA Inc.	\$2,779.87
10/13/2017	346,144	PMCHK00006910	Accounts Payable	91903	United Healthcare Insurance	\$261,670.32

10/13/2017	346,145	PMCHK00006910	Accounts Payable	91904	USALCO	\$5,800.88			
10/13/2017	346,146	PMCHK00006910	Accounts Payable	91905	Verizon Wireless	\$150.10			
10/13/2017	346,147	PMCHK00006910	Accounts Payable	91906	Vertical Systems Elevator	\$256.79			
10/13/2017	346,148	PMCHK00006910	Accounts Payable	91907	Viking Supply, Inc	\$1,907.80			
10/13/2017	346,149	PMCHK00006910	Accounts Payable	91908	Vivial	\$630.80			
10/13/2017	346,150	PMCHK00006910	Accounts Payable	91909	Waste Resource Management Inc.	\$4,658.24			
10/13/2017	346,151	PMCHK00006910	Accounts Payable	91910	Wildman Corporate Apparel	\$321.50			
System:	HISTORICAL DETAILED T 10/5/2018		10:45:50 AM	Page:	146	User Date:	10/5/2018	User ID:	skampsen
N Ky Water District									
10/13/2017	346,162	PMVPY00001036	Accounts Payable	91847	Fifth Third Bank-Visa	\$4,151.93			
10/13/2017	346,175	PMTRX00011227	Accounts Payable	4001985043	Cintas #315	\$680.08			
10/13/2017	346,270	PMTRX00011229	Accounts Payable	48155	Passport Health	\$164.00			
10/13/2017	346,286	PMTRX00011231	Accounts Payable	2132526000004 10/17	Sanitation District No. 1	\$21.17			
10/13/2017	346,287	PMTRX00011231	Accounts Payable	2132520210000 10/17	Sanitation District No. 1	\$15.12			
10/13/2017	346,294	PMTRX00011231	Accounts Payable	8910033	Southern States	\$149.10			
10/13/2017	346,301	PMTRX00011231	Accounts Payable	CI-763425	Univar USA Inc.	\$2,778.63			
10/13/2017	346,333	PMTRX00011232	Accounts Payable	9496	Dons Garage Inc	\$229.12			
10/13/2017	346,335	PMTRX00011232	Accounts Payable	20254334	Environmental Laboratories, Inc.	\$128.00			
10/13/2017	346,348	PMTRX00011232	Accounts Payable	2264422	Ideal Supplies Inc	\$165.00			
10/13/2017	346,349	PMTRX00011232	Accounts Payable	2264453	Ideal Supplies Inc	\$935.00			
10/13/2017	346,383	RECVG00002285	Accounts Payable	RCT0000010002	Industrial Wire Rope Supply Co Inc	\$287.56			
10/13/2017	346,389	PMTRX00011233	Accounts Payable	927394	Lowe's	\$47.46			
10/13/2017	346,553	PMTRX00011236	Accounts Payable	97600131200 10/17	Duke Energy	\$11.69			
10/13/2017	346,554	PMTRX00011236	Accounts Payable	9300832200 10/17	Duke Energy	\$37.33			
10/13/2017	346,568	PMTRX00011237	Accounts Payable	925050	Lowe's	\$5.03			
10/13/2017	346,650	PMTRX00011241	Accounts Payable	115056	Geotechnology Inc.	\$900.00			
10/13/2017	346,669	PMTRX00011241	Accounts Payable	27.19736368	Roto-Rooter	\$341.00			
10/13/2017	346,995	PMTRX00011249	Accounts Payable	359536	Kemper Inc Richard G	\$322.62			
10/13/2017	346,997	PMTRX00011249	Accounts Payable	927378..	Lowe's	\$17.99			
10/13/2017	347,139	PMTRX00011253	Accounts Payable	18547	Flaig Welding Co Inc	\$992.50			
10/13/2017	347,217	PMTRX00011255	Accounts Payable	239894	Crescent Springs Hardware	\$15.50			
10/14/2017	346,268	PMTRX00011229	Accounts Payable	UNIFORMS 10/17	McKenzie, Michelle	\$80.91			
10/14/2017	346,393	PMTRX00011233	Accounts Payable	115850401 10/17	Time Warner Cable	\$110.00			
10/14/2017	346,528	PMTRX00011236	Accounts Payable	4411013 10/17	Cincinnati Bell	\$112.20			
10/14/2017	346,529	PMTRX00011236	Accounts Payable	4413118 10/17	Cincinnati Bell	\$65.79			
10/14/2017	346,530	PMTRX00011236	Accounts Payable	4410482 10/17	Cincinnati Bell	\$561.78			
10/14/2017	346,531	PMTRX00011236	Accounts Payable	4410675 10/17	Cincinnati Bell	\$176.78			
10/14/2017	346,532	PMTRX00011236	Accounts Payable	4411893 10/17	Cincinnati Bell	\$219.74			
10/14/2017	346,533	PMTRX00011236	Accounts Payable	4413130 10/17	Cincinnati Bell	\$67.71			
10/14/2017	346,534	PMTRX00011236	Accounts Payable	4410815 10/17	Cincinnati Bell	\$204.09			
10/14/2017	346,535	PMTRX00011236	Accounts Payable	4410896 10/17	Cincinnati Bell	\$61.45			
10/14/2017	346,536	PMTRX00011236	Accounts Payable	4419198 10/17	Cincinnati Bell	\$174.43			
10/14/2017	346,537	PMTRX00011236	Accounts Payable	4419432 10/17	Cincinnati Bell	\$135.44			
10/14/2017	346,538	PMTRX00011236	Accounts Payable	4414090 10/17	Cincinnati Bell	\$407.15			
10/14/2017	346,539	PMTRX00011236	Accounts Payable	4413805 10/17	Cincinnati Bell	\$112.20			
10/14/2017	346,575	PMTRX00011237	Accounts Payable	3356120853	Staples Advantage	\$167.90			
10/14/2017	346,576	PMTRX00011237	Accounts Payable	3356120854	Staples Advantage	\$68.29			
10/14/2017	346,577	PMTRX00011237	Accounts Payable	3356120855	Staples Advantage	\$7.49			
10/15/2017	345,962	PMTRX00011222	Accounts Payable	527221	Travelers	\$938.27			
10/15/2017	346,898	PMTRX00011247	Accounts Payable	HRP-0000117118	Human Resource Profile Inc	\$128.00			
10/15/2017	346,945	PMTRX00011248	Accounts Payable	IVC020001212993	Pridestaff Financial	\$1,360.00			
10/15/2017	346,950	PMTRX00011248	Accounts Payable	9455009900000 10/17	Sanitation District No. 1	\$15.62			
10/15/2017	347,003	PMTRX00011249	Accounts Payable	IVC020001211611	Pridestaff Financial	\$1,360.00			
10/16/2017	346,154	PMTRX00011225	Accounts Payable	A0005344 3RD QTR 17	United Way of Greater Cinti	\$1,387.79			
10/16/2017	346,155	PMTRX00011225	Accounts Payable	102017DEFCOMP	Kentucky State Treasurer	\$5,456.52			
10/16/2017	346,156	PMTRX00011225	Accounts Payable	102017DEFLOANS	Kentucky State Treasurer	\$108.79			
10/16/2017	346,157	PMCHK00006911	Accounts Payable	91911	Kentucky State Treasurer	\$5,565.31			
10/16/2017	346,158	PMCHK00006911	Accounts Payable	91912	United Way of Greater Cinti	\$1,387.79			
10/16/2017	346,182	PMTRX00011227	Accounts Payable	239949	Crescent Springs Hardware	\$29.95			
10/16/2017	346,266	PMTRX00011229	Accounts Payable	952901	Lowe's	\$18.99			
10/16/2017	346,305	PMTRX00011231	Accounts Payable	495590	Wildman Corporate Apparel	\$58.58			
10/16/2017	346,326	PMTRX00011232	Accounts Payable	837	Battery Neighbor LLC	\$387.84			
10/16/2017	346,347	PMTRX00011232	Accounts Payable	2264485	Ideal Supplies Inc	\$157.50			
10/16/2017	346,362	PMTRX00011232	Accounts Payable	2303737	Lykins Oil Company	\$188.44			

10/16/2017	346,363	PMTRX00011232	Accounts Payable	2303735	Lykins Oil Company	\$1,199.56	
10/16/2017	346,376	PMTRX00011232	Accounts Payable	829060	Southeastern Equipment Co Inc	\$413.94	
10/16/2017	346,377	PMTRX00011232	Accounts Payable	107016245	Sumerel Tire Co., Inc., Bob	\$253.98	
10/16/2017	346,381	PMTRX00011232	Accounts Payable	107016238	Sumerel Tire Co., Inc., Bob	\$220.00	
10/16/2017	346,384	PMTRX00011233	Accounts Payable	350861454	Humana Dental Ins. Co.	\$1,041.20	
10/16/2017	346,387	PMTRX00011233	Accounts Payable	743-115036	KOI Enterprises, Inc	\$28.48	
10/16/2017	346,391	PMTRX00011233	Accounts Payable	100801	Taylor Brothers Excavating	\$55.00	
10/16/2017	346,526	PMTRX00011236	Accounts Payable	49202	Bray Truck & Parts	\$379.95	
10/16/2017	346,540	PMTRX00011236	Accounts Payable	4410813 10/17	Cincinnati Bell	\$69.15	
10/16/2017	346,543	PMTRX00011236	Accounts Payable	37103690014 10/17	Duke Energy	\$10.40	
10/16/2017	346,560	PMTRX00011237	Accounts Payable	413929	Hall's Paving & Sealing, Inc.	\$5,791.50	
10/16/2017	346,567	PMTRX00011237	Accounts Payable	910114	Lowe's	\$15.43	
10/16/2017	346,571	PMTRX00011237	Accounts Payable	INV4160658	Orr Safety Corporation	\$284.54	
10/16/2017	346,829	PMTRX00011243	Accounts Payable	221111	Abraxis, LLC	\$1,063.00	
10/16/2017	346,832	PMTRX00011243	Accounts Payable	309995	Chemrite, Inc.	\$14,881.05	
10/16/2017	346,833	PMTRX00011243	Accounts Payable	309996	Chemrite, Inc.	\$14,881.05	
10/16/2017	346,946	PMTRX00011248	Accounts Payable	101617	Randy's Rugged Wear	\$1,679.94	
10/16/2017	346,986	PMTRX00011249	Accounts Payable	OHC1677743	Fastenal Company	\$166.66	
10/16/2017	347,008	PMTRX00011250	Accounts Payable	16140	Fastech Alarms &	\$75.00	
System:	HISTORICAL DETAILED T 10/5/2018		10:45:50 AM	Page:	147	User Date: 10/5/2018	User ID: skampsen
N Ky Water District							
10/16/2017	347,218	PMTRX00011255	Accounts Payable	239919	Crescent Springs Hardware	\$29.97	
10/17/2017	346,265	PMTRX00011229	Accounts Payable	767-016148	KOI Enterprises, Inc	\$85.32	
10/17/2017	346,300	PMTRX00011231	Accounts Payable	CI-763925	Univar USA Inc.	\$2,777.40	
10/17/2017	346,306	PMTRX00011231	Accounts Payable	495605	Wildman Corporate Apparel	\$59.70	
10/17/2017	346,334	PMTRX00011232	Accounts Payable	9530	Dons Garage Inc	\$546.31	
10/17/2017	346,350	PMTRX00011232	Accounts Payable	2264526	Ideal Supplies Inc	\$135.00	
10/17/2017	346,351	PMTRX00011232	Accounts Payable	2264527	Ideal Supplies Inc	\$330.00	
10/17/2017	346,352	PMTRX00011232	Accounts Payable	2264532	Ideal Supplies Inc	\$187.50	
10/17/2017	346,353	PMTRX00011232	Accounts Payable	2264544	Ideal Supplies Inc	\$220.00	
10/17/2017	346,368	PMTRX00011232	Accounts Payable	17365	Mower Express, Inc.	\$1,563.84	
10/17/2017	346,370	PMTRX00011232	Accounts Payable	49432537	OFFICETEAM, Specialized Admin. Staffing	\$814.19	
10/17/2017	346,388	PMTRX00011233	Accounts Payable	927179	Lowe's	\$81.69	
10/17/2017	346,546	PMTRX00011236	Accounts Payable	30800678010 10/17	Duke Energy	\$21,740.41	
10/17/2017	346,547	PMTRX00011236	Accounts Payable	13300564210 10/17	Duke Energy	\$7.96	
10/17/2017	346,548	PMTRX00011236	Accounts Payable	76203669018 10/17	Duke Energy	\$56.35	
10/17/2017	346,549	PMTRX00011236	Accounts Payable	55002055014 10/17	Duke Energy	\$2,352.08	
10/17/2017	346,550	PMTRX00011236	Accounts Payable	98003659011 10/17	Duke Energy	\$850.17	
10/17/2017	346,551	PMTRX00011236	Accounts Payable	74300342209 10/17	Duke Energy	\$113.46	
10/17/2017	346,552	PMTRX00011236	Accounts Payable	9800343205 10/17	Duke Energy	\$894.40	
10/17/2017	346,558	PMTRX00011237	Accounts Payable	9586983513	Grainger	\$25.46	
10/17/2017	346,565	PMTRX00011237	Accounts Payable	903126	Lowe's	\$208.02	
10/17/2017	346,572	PMTRX00011237	Accounts Payable	5121000 10/17	Owen Electric Cooperative Inc	\$50.12	
10/17/2017	346,573	PMTRX00011237	Accounts Payable	5121001 10/17	Owen Electric Cooperative Inc	\$36.32	
10/17/2017	346,619	RECVG00002287	Accounts Payable	RCT0000010009	Fortiline, Inc.	\$2,079.00	
10/17/2017	346,966	PMTRX00011248	Accounts Payable	395854	USA Bluebook	\$229.57	
10/17/2017	347,006	PMTRX00011249	Accounts Payable	1250622	USALCO	\$5,751.32	
10/17/2017	347,161	PMTRX00011253	Accounts Payable	566761	RUMPKPE	\$10.00	
10/18/2017	346,166	PMCHK00006912	Accounts Payable	91913	Fifth Third Bank-Visa	\$2,939.28	
10/18/2017	346,183	PMTRX00011227	Accounts Payable	239986	Crescent Springs Hardware	\$33.97	
10/18/2017	346,327	PMTRX00011232	Accounts Payable	8026834	BestOne, Tire & Service of Mid America, Inc.	\$486.33	
10/18/2017	346,364	PMTRX00011232	Accounts Payable	01-16-078-3	Marine Solutions Inc.	\$9,800.00	
10/18/2017	346,374	PMTRX00011232	Accounts Payable	52586256.001	Pirtek Reading Road	\$666.01	
10/18/2017	346,395	PMTRX00011233	Accounts Payable	CI-764068	Univar USA Inc.	\$2,779.25	
10/18/2017	346,397	PMTRX00011233	Accounts Payable	495712	Wildman Corporate Apparel	\$101.72	
10/18/2017	346,542	PMTRX00011236	Accounts Payable	9553	Dons Garage Inc	\$221.06	
10/18/2017	346,544	PMTRX00011236	Accounts Payable	16503714012 10/17	Duke Energy	\$7.80	
10/18/2017	346,545	PMTRX00011236	Accounts Payable	92203548011 10/17	Duke Energy	\$8.19	
10/18/2017	346,586	PMTRX00011237	Accounts Payable	PINV292964	Supply Post Business Products	\$423.24	
10/18/2017	346,588	PMTRX00011237	Accounts Payable	1250790	USALCO	\$5,687.60	
10/18/2017	346,590	RECVG00002286	Accounts Payable	RCT0000010003	CDW Government Inc.	\$1,840.65	
10/18/2017	346,618	RECVG00002287	Accounts Payable	RCT0000010008	Fortiline, Inc.	\$143.00	
10/18/2017	346,622	RECVG00002287	Accounts Payable	RCT0000010012	Viking Supply, Inc	\$3,249.50	
10/18/2017	346,630	PMTRX00011241	Accounts Payable	125521	Bonded Lock Service LLC	\$168.06	

10/18/2017	346,644	PMTRX00011241	Accounts Payable	21100162200 10/17	Duke Energy	\$8.11	
10/18/2017	346,666	PMTRX00011241	Accounts Payable	43780	Quinn Electric Corp.	\$305.00	
10/18/2017	346,667	PMTRX00011241	Accounts Payable	25439	Raynmaster Lawn Sprinklers	\$595.00	
10/18/2017	346,845	PMTRX00011243	Accounts Payable	4002040712	Cintas #315	\$569.29	
10/18/2017	346,846	PMTRX00011243	Accounts Payable	4002040485	Cintas #315	\$276.53	
10/18/2017	346,907	PMTRX00011247	Accounts Payable	2264579	Ideal Supplies Inc	\$250.00	
10/18/2017	346,908	PMTRX00011247	Accounts Payable	2264587	Ideal Supplies Inc	\$220.00	
10/18/2017	346,936	RECVG00002291	Accounts Payable	RCT0000010025	General Foundries, Inc.	\$875.00	
10/19/2017	346,324	PMTRX00011232	Accounts Payable	REFUND CREDIT 10/17	Abel, Jason	\$59.30	
10/19/2017	346,325	PMTRX00011232	Accounts Payable	20171019-01	American Ground Water Trust	\$530.00	
10/19/2017	346,328	PMTRX00011232	Accounts Payable	REFUND CREDIT 10/17	Brown, Autumn	\$46.76	
10/19/2017	346,329	PMTRX00011232	Accounts Payable	REFUND CREDIT 10/17	Cahill, Michael	\$88.96	
10/19/2017	346,330	PMTRX00011232	Accounts Payable	REFUND CREDIT 10/17	Callen, Wilburn	\$70.61	
10/19/2017	346,338	PMTRX00011232	Accounts Payable	REFUND CREDIT 10/17	Hall, Linda	\$37.34	
10/19/2017	346,340	PMTRX00011232	Accounts Payable	REFUND CREDIT 10/17	Higgins, Mathew	\$59.16	
10/19/2017	346,341	PMTRX00011232	Accounts Payable	REFUND CREDIT 10/17	Hopkins, Tad	\$125.98	
10/19/2017	346,357	PMTRX00011232	Accounts Payable	REFUND CREDIT 10/17	Jerauld, Stacy	\$67.17	
10/19/2017	346,360	PMTRX00011232	Accounts Payable	REFUND CREDIT 10/17	Kinney, Alvis	\$27.65	
10/19/2017	346,361	PMTRX00011232	Accounts Payable	REFUND CREDIT 10/17	Luken, Matt	\$125.58	
10/19/2017	346,366	PMTRX00011232	Accounts Payable	REFUND CREDIT 10/17	Matteoli, Sean	\$60.96	
10/19/2017	346,367	PMTRX00011232	Accounts Payable	REFUND CREDIT 10/17	Moore, Shelia	\$90.84	
10/19/2017	346,369	PMTRX00011232	Accounts Payable	REFUND CREDIT 10/17	Myers, Justin	\$59.74	
10/19/2017	346,373	PMTRX00011232	Accounts Payable	REFUND CREDIT 10/17	Peet, Margaret	\$82.71	
10/19/2017	346,375	PMTRX00011232	Accounts Payable	REFUND CREDIT 10/17	Robinson, Tonya	\$36.35	
10/19/2017	346,382	RECVG00002285	Accounts Payable	RCT0000010001	Core & Main	\$5,492.83	
10/19/2017	346,392	PMTRX00011233	Accounts Payable	REFUND CREDIT 10/17	Thompson-Lang, Tracy	\$66.16	
10/19/2017	346,394	PMTRX00011233	Accounts Payable	REFUND CREDIT 10/17	Turner, Seth	\$95.85	
10/19/2017	346,398	PMTRX00011233	Accounts Payable	REFUND CREDIT 10/17	Wright, Jonathan	\$68.24	
10/19/2017	346,399	PMTRX00011233	Accounts Payable	REFUND CREDIT 10/17	Young, Paula	\$125.26	
10/19/2017	346,541	PMTRX00011236	Accounts Payable	9557	Dons Garage Inc	\$87.00	
10/19/2017	346,563	PMTRX00011237	Accounts Payable	44550	Kennys Collision Center	\$1,000.00	
System:	HISTORICAL DETAILED T 10/5/2018		10:45:50 AM	Page:	148	User Date: 10/5/2018	User ID: skampsen
N Ky Water District							
10/19/2017	346,582	PMTRX00011237	Accounts Payable	107016308	Sumerel Tire Co., Inc., Bob	\$355.92	
10/19/2017	346,583	PMTRX00011237	Accounts Payable	107016309	Sumerel Tire Co., Inc., Bob	\$85.15	
10/19/2017	346,632	PMTRX00011241	Accounts Payable	5789898 10/17	Cincinnati Bell	\$1,734.15	
10/19/2017	346,633	PMTRX00011241	Accounts Payable	5788795 10/17	Cincinnati Bell	\$136.10	
10/19/2017	346,634	PMTRX00011241	Accounts Payable	3413035 10/17	Cincinnati Bell	\$168.28	
10/19/2017	346,635	PMTRX00011241	Accounts Payable	2830886 10/17	Cincinnati Bell	\$67.72	
10/19/2017	346,647	PMTRX00011241	Accounts Payable	6181441	Fisher Scientific	\$138.05	
10/19/2017	346,648	PMTRX00011241	Accounts Payable	6181442	Fisher Scientific	\$345.59	
10/19/2017	346,682	RECVG00002289	Accounts Payable	RCT0000010015	Consolidated Pipe & Supply Co Inc.	\$775.00	
10/19/2017	346,905	PMTRX00011247	Accounts Payable	2264631	Ideal Supplies Inc	\$495.00	
10/19/2017	346,906	PMTRX00011247	Accounts Payable	2264632	Ideal Supplies Inc	\$385.00	
10/19/2017	346,912	PMTRX00011247	Accounts Payable	87426	Kens Crescent Springs Service	\$315.00	
10/19/2017	346,924	PMTRX00011247	Accounts Payable	INV4164487	Orr Safety Corporation	\$133.76	
10/19/2017	346,925	PMTRX00011247	Accounts Payable	INV4164459	Orr Safety Corporation	\$465.75	
10/19/2017	346,996	PMTRX00011249	Accounts Payable	925827	Lowe's	\$11.88	
10/19/2017	347,156	PMTRX00011253	Accounts Payable	22158	Mark's Garage	\$43.93	
10/19/2017	347,167	PMTRX00011253	Accounts Payable	CI-764340	Univar USA Inc.	\$4,224.00	
10/19/2017	347,168	PMTRX00011253	Accounts Payable	CI-764341	Univar USA Inc.	\$1,512.00	
10/20/2017	346,400	PMCHK00006915	Accounts Payable	91914	A & A Lawncare & Landscaping	\$495.00	
10/20/2017	346,401	PMCHK00006915	Accounts Payable	91915	Abel, Jason	\$59.30	
10/20/2017	346,402	PMCHK00006915	Accounts Payable	91916	Ace-Tex Enterprises, Inc.	\$391.15	
10/20/2017	346,403	PMCHK00006915	Accounts Payable	91917	American Ground Water Trust	\$530.00	
10/20/2017	346,404	PMCHK00006915	Accounts Payable	91918	Badger Daylighting Corp.	\$895.00	
10/20/2017	346,405	PMCHK00006915	Accounts Payable	91919	Battery Neighbor LLC	\$387.84	
10/20/2017	346,406	PMCHK00006915	Accounts Payable	91920	BestOne, Tire & Service of Mid America, Inc.	\$486.33	
10/20/2017	346,407	PMCHK00006915	Accounts Payable	91921	Brown, Autumn	\$46.76	
10/20/2017	346,408	PMCHK00006915	Accounts Payable	91922	Cahill, Michael	\$88.96	
10/20/2017	346,409	PMCHK00006915	Accounts Payable	91923	Callen, Wilburn	\$70.61	
10/20/2017	346,410	PMCHK00006915	Accounts Payable	91924	CDW Government Inc.	\$520.03	
10/20/2017	346,411	PMCHK00006915	Accounts Payable	91925	Cincinnati Bell	\$899.67	
10/20/2017	346,412	PMCHK00006915	Accounts Payable	91926	Cintas #315	\$1,582.20	



10/20/2017	346,413	PMCHK00006915	Accounts Payable	91927	Core & Main	\$22,308.00	
10/20/2017	346,414	PMCHK00006915	Accounts Payable	91928	Crescent Springs Hardware	\$63.92	
10/20/2017	346,415	PMCHK00006915	Accounts Payable	91929	Crux Vinyl Graphics	\$889.04	
10/20/2017	346,416	PMCHK00006915	Accounts Payable	91930	Dons Garage Inc	\$828.93	
10/20/2017	346,417	PMCHK00006915	Accounts Payable	91931	Duke Energy	\$97,671.21	
10/20/2017	346,418	PMCHK00006915	Accounts Payable	91932	Employers Resource Association	\$942.00	
10/20/2017	346,419	PMCHK00006915	Accounts Payable	91933	Environmental Laboratories, Inc.	\$128.00	
10/20/2017	346,420	PMCHK00006915	Accounts Payable	91934	Federal Express	\$40.05	
10/20/2017	346,421	PMCHK00006915	Accounts Payable	91935	Fisher Scientific	\$289.86	
10/20/2017	346,422	PMCHK00006915	Accounts Payable	91936	Flaig Welding Co Inc	\$8,549.50	
10/20/2017	346,423	PMCHK00006915	Accounts Payable	91937	Florence Winwater Works	\$13,632.10	
10/20/2017	346,424	PMCHK00006915	Accounts Payable	91938	Flynn Metering Systems	\$177.00	
10/20/2017	346,425	PMCHK00006915	Accounts Payable	91939	Fortiline, Inc.	\$2,413.25	
10/20/2017	346,426	PMCHK00006915	Accounts Payable	91940	Grainger	\$584.39	
10/20/2017	346,427	PMCHK00006915	Accounts Payable	91941	Greater Comfort Heating & Air	\$2,891.08	
10/20/2017	346,428	PMCHK00006915	Accounts Payable	91942	Hall's Paving & Sealing, Inc.	\$12,333.92	
10/20/2017	346,429	PMCHK00006915	Accounts Payable	91943	Hall, Linda	\$37.34	
10/20/2017	346,430	PMCHK00006915	Accounts Payable	91944	Harper Oil Products Inc	\$1,450.36	
10/20/2017	346,431	PMCHK00006915	Accounts Payable	91945	HDR Engineering, Inc.	\$599.32	
10/20/2017	346,432	PMCHK00006915	Accounts Payable	91946	Higgins, Mathew	\$59.16	
10/20/2017	346,433	PMCHK00006915	Accounts Payable	91947	Hopkins, Tad	\$125.98	
10/20/2017	346,434	PMCHK00006915	Accounts Payable	91948	Humana Dental Ins. Co.	\$1,041.20	
10/20/2017	346,435	PMCHK00006915	Accounts Payable	91949	Ideal Supplies Inc	\$10,105.00	
10/20/2017	346,436	PMCHK00006915	Accounts Payable	91950	Industrial Wire Rope Supply Co Inc	\$2,862.56	
10/20/2017	346,437	PMCHK00006915	Accounts Payable	91951	Janell Inc.	\$6.72	
10/20/2017	346,438	PMCHK00006915	Accounts Payable	91952	Jerauld, Stacy	\$67.17	
10/20/2017	346,439	PMCHK00006915	Accounts Payable	91953	Kemira Water Solutions, Inc.	\$5,389.19	
10/20/2017	346,440	PMCHK00006915	Accounts Payable	91954	KOI Enterprises, Inc	\$507.42	
10/20/2017	346,441	PMCHK00006915	Accounts Payable	91955	Kinney, Alvis	\$27.65	
10/20/2017	346,442	PMCHK00006915	Accounts Payable	91956	Lowe's	\$148.14	
10/20/2017	346,443	PMCHK00006915	Accounts Payable	91957	Luken, Matt	\$125.58	
10/20/2017	346,444	PMCHK00006915	Accounts Payable	91958	Lykins Oil Company	\$1,388.00	
10/20/2017	346,445	PMCHK00006915	Accounts Payable	91959	Mailender Inc.	\$277.13	
10/20/2017	346,446	PMCHK00006915	Accounts Payable	91960	Mark's Garage	\$746.79	
10/20/2017	346,447	PMCHK00006915	Accounts Payable	91961	Marine Solutions Inc.	\$9,800.00	
10/20/2017	346,448	PMCHK00006915	Accounts Payable	91962	Matteoli, Sean	\$60.96	
10/20/2017	346,449	PMCHK00006915	Accounts Payable	91963	McKenzie, Michelle	\$80.91	
10/20/2017	346,450	PMCHK00006915	Accounts Payable	91964	Minuteman/Design Press	\$345.00	
10/20/2017	346,451	PMCHK00006915	Accounts Payable	91965	Moore, Shelia	\$90.84	
10/20/2017	346,452	PMCHK00006915	Accounts Payable	91966	Mower Express, Inc.	\$1,563.84	
10/20/2017	346,453	PMCHK00006915	Accounts Payable	91967	Myers, Justin	\$59.74	
10/20/2017	346,454	PMCHK00006915	Accounts Payable	91968	OFFICETEAM, Specialized Admin. Staffing	\$814.19	
10/20/2017	346,455	PMCHK00006915	Accounts Payable	91969	Ohio Valley Gasket	\$188.90	
System:	HISTORICAL DETAILED T	10/5/2018	10:45:50 AM	Page:	User Date:	10/5/2018	User ID: skampsen
N Ky Water District							
10/20/2017	346,456	PMCHK00006915	Accounts Payable	91970	Pacific Interpreters	\$24.65	
10/20/2017	346,457	PMCHK00006915	Accounts Payable	91971	Passport Health	\$164.00	
10/20/2017	346,458	PMCHK00006915	Accounts Payable	91972	Peet, Margaret	\$82.71	
10/20/2017	346,459	PMCHK00006915	Accounts Payable	91973	Pirtek Reading Road	\$1,254.40	
10/20/2017	346,460	PMCHK00006915	Accounts Payable	91974	Randy's Rugged Wear	\$6,445.21	
10/20/2017	346,461	PMCHK00006915	Accounts Payable	91975	Robinson, Tonya	\$36.35	
10/20/2017	346,462	PMCHK00006915	Accounts Payable	91976	Safety Shoe Distributors	\$136.99	
10/20/2017	346,463	PMCHK00006915	Accounts Payable	91977	Sanitation District No. 1	\$343.13	
10/20/2017	346,464	PMCHK00006915	Accounts Payable	91978	Southeastern Equipment Co Inc	\$3,778.41	
10/20/2017	346,465	PMCHK00006915	Accounts Payable	91979	Southern States	\$149.10	
10/20/2017	346,466	PMCHK00006915	Accounts Payable	91980	Staples Advantage	\$474.61	
10/20/2017	346,467	PMCHK00006915	Accounts Payable	91981	Sumerel Tire Co., Inc., Bob	\$2,853.39	
10/20/2017	346,468	PMCHK00006915	Accounts Payable	91982	Taylor Brothers Excavating	\$55.00	
10/20/2017	346,469	PMCHK00006915	Accounts Payable	91983	Thompson-Lang, Tracy	\$66.16	
10/20/2017	346,470	PMCHK00006915	Accounts Payable	91984	Time Warner Cable	\$110.00	
10/20/2017	346,471	PMCHK00006915	Accounts Payable	91985	Truck and Trailer Supply	\$549.60	
10/20/2017	346,472	PMCHK00006915	Accounts Payable	91986	Turner, Seth	\$95.85	
10/20/2017	346,473	PMCHK00006915	Accounts Payable	91987	Univar USA Inc.	\$8,335.28	
10/20/2017	346,474	PMCHK00006915	Accounts Payable	91988	United Window Cleaning Co., Inc.	\$40.00	

10/20/2017	346,475	PMCHK00006915	Accounts Payable	91989	USALCO	\$5,852.80			
10/20/2017	346,476	PMCHK00006915	Accounts Payable	91990	US Bank Equipment Finance	\$1,076.70			
10/20/2017	346,477	PMCHK00006915	Accounts Payable	91991	Viking Supply, Inc	\$6,803.70			
10/20/2017	346,478	PMCHK00006915	Accounts Payable	91992	Viox & Viox Inc.	\$2,495.00			
10/20/2017	346,479	PMCHK00006915	Accounts Payable	91993	Wildman Corporate Apparel	\$255.36			
10/20/2017	346,480	PMCHK00006915	Accounts Payable	91994	Wright, Jonathan	\$68.24			
10/20/2017	346,481	PMCHK00006915	Accounts Payable	91995	Young, Paula	\$125.26			
10/20/2017	346,555	PMTRX00011236	Accounts Payable	20254692	Environmental Laboratories, Inc.		\$61.00		
10/20/2017	346,556	PMTRX00011236	Accounts Payable	16138	Fastech Alarms &		\$75.00		
10/20/2017	346,561	PMTRX00011237	Accounts Payable	945997	Harper Oil Products Inc		\$259.37		
10/20/2017	346,579	PMTRX00011237	Accounts Payable	107016333	Sumerel Tire Co., Inc., Bob		\$28.99		
10/20/2017	346,580	PMTRX00011237	Accounts Payable	103017339	Sumerel Tire Co., Inc., Bob		\$71.33		
10/20/2017	346,581	PMTRX00011237	Accounts Payable	103017338	Sumerel Tire Co., Inc., Bob		\$215.12		
10/20/2017	346,620	RECVG00002287	Accounts Payable	RCT0000010010	Industrial Wire Rope Supply Co Inc		\$1,664.50		
10/20/2017	346,621	RECVG00002287	Accounts Payable	RCT0000010011	Viking Supply, Inc		\$2,160.00		
10/20/2017	346,628	PMTRX00011241	Accounts Payable	66290	Ace Auto Accessories		\$375.00		
10/20/2017	346,645	PMTRX00011241	Accounts Payable	55600815015 10/17	Duke Energy		\$19,050.21		
10/20/2017	346,646	PMTRX00011241	Accounts Payable	6257400	Fisher Scientific		\$431.98		
10/20/2017	346,656	PMTRX00011241	Accounts Payable	2248045	Lykins Oil Company		\$1,344.28		
10/20/2017	346,670	PMTRX00011241	Accounts Payable	JS102017	Shirden's Carpet Cleaning Service		\$1,420.00		
10/20/2017	346,678	PMTRX00011241	Accounts Payable	496273	Wildman Corporate Apparel		\$15.18		
10/20/2017	346,843	PMTRX00011243	Accounts Payable	896115 10/17	Cincinnati Bell Any Distance		\$100.25		
10/20/2017	346,844	PMTRX00011243	Accounts Payable	4002072767	Cintas #315		\$56.30		
10/20/2017	346,903	PMTRX00011247	Accounts Payable	2264650	Ideal Supplies Inc		\$240.00		
10/20/2017	346,904	PMTRX00011247	Accounts Payable	2264663	Ideal Supplies Inc		\$247.50		
10/20/2017	346,927	PMTRX00011247	Accounts Payable	INV4165483	Orr Safety Corporation		\$595.11		
10/20/2017	346,928	PMTRX00011247	Accounts Payable	INV4165428	Orr Safety Corporation		\$29.78		
10/20/2017	346,939	RECVG00002291	Accounts Payable	RCT0000010028	U.S. Crane, Inc.		\$1,800.00		
10/20/2017	346,956	PMTRX00011248	Accounts Payable	2055958	Silco Fire Protection Co		\$990.75		
10/20/2017	346,957	PMTRX00011248	Accounts Payable	2055961	Silco Fire Protection Co		\$1,306.50		
10/20/2017	346,958	PMTRX00011248	Accounts Payable	2055970	Silco Fire Protection Co		\$1,150.00		
10/20/2017	346,959	PMTRX00011248	Accounts Payable	2055967	Silco Fire Protection Co		\$170.50		
10/20/2017	346,976	RECVG00002292	Accounts Payable	RCT0000010034	Fortiline, Inc.		\$555.96		
10/20/2017	347,166	PMTRX00011253	Accounts Payable	103017325	Sumerel Tire Co., Inc., Bob		\$36.93		
10/21/2017	346,527	PMTRX00011236	Accounts Payable	KNX5386	CDW Government Inc.		\$380.25		
10/21/2017	346,960	PMTRX00011248	Accounts Payable	3356776712	Staples Advantage		\$149.68		
10/21/2017	346,961	PMTRX00011248	Accounts Payable	3356776713	Staples Advantage		\$29.97		
10/21/2017	347,164	PMTRX00011253	Accounts Payable	3356777804	Staples Advantage		\$166.45		
10/22/2017	346,841	PMTRX00011243	Accounts Payable	2920102 10/17	Cincinnati Bell		\$27.38		
10/22/2017	346,842	PMTRX00011243	Accounts Payable	5810345 10/17	Cincinnati Bell		\$65.79		
10/22/2017	346,951	PMTRX00011248	Accounts Payable	2033023400004 10/17	Sanitation District No. 1		\$49.90		
10/22/2017	346,952	PMTRX00011248	Accounts Payable	2036046701002 10/17	Sanitation District No. 1		\$1,861.27		
10/22/2017	346,953	PMTRX00011248	Accounts Payable	2036046700003 10/17	Sanitation District No. 1		\$497.54		
10/23/2017	346,562	PMTRX00011237	Accounts Payable	DAMAGES 10/17	Kautzman, Mike		\$1,100.00		
10/23/2017	346,569	PMTRX00011237	Accounts Payable	MILEAGE 01-10,2017	Medert Colleen		\$185.71		
10/23/2017	346,592	RECVG00002286	Accounts Payable	RCT0000010005	Fortiline, Inc.		\$1,137.00		
10/23/2017	346,616	RECVG00002287	Accounts Payable	RCT0000010006	CDW Government Inc.		\$5,321.17		
10/23/2017	346,629	PMTRX00011241	Accounts Payable	268168-4	Arts Rental Equipment & Supply		\$108.00		
10/23/2017	346,639	PMTRX00011241	Accounts Payable	240128	Crescent Springs Hardware		\$61.42		
10/23/2017	346,640	PMTRX00011241	Accounts Payable	240123	Crescent Springs Hardware		\$59.70		
10/23/2017	346,641	PMTRX00011241	Accounts Payable	240110	Crescent Springs Hardware		\$57.98		
10/23/2017	346,643	PMTRX00011241	Accounts Payable	9606	Dons Garage Inc		\$110.85		
10/23/2017	346,659	PMTRX00011241	Accounts Payable	REFUND CREDIT 10/17	Murray, David		\$197.09		
10/23/2017	346,679	PMTRX00011241	Accounts Payable	496824	Wildman Corporate Apparel		\$93.00		
10/23/2017	346,849	PMTRX00011243	Accounts Payable	SI-1631019	Dove Data Products, Inc.		\$340.00		
System:	HISTORICAL DETAILED T 10/5/2018		10:45:50 AM	Page:	150	User Date:	10/5/2018	User ID:	skampsen
N Ky Water District									
10/23/2017	346,855	PMTRX00011243	Accounts Payable	28203690012 10/17	Duke Energy		\$13.95		
10/23/2017	346,856	PMTRX00011243	Accounts Payable	80000694200 10/17	Duke Energy		\$104.64		
10/23/2017	346,857	PMTRX00011243	Accounts Payable	30903811010 10/17	Duke Energy		\$332.94		
10/23/2017	346,896	PMTRX00011247	Accounts Payable	413930	Hall's Paving & Sealing, Inc.		\$1,664.00		
10/23/2017	346,902	PMTRX00011247	Accounts Payable	2264714	Ideal Supplies Inc		\$1,100.00		
10/23/2017	346,926	PMTRX00011247	Accounts Payable	INV4167461	Orr Safety Corporation		\$540.98		
10/23/2017	346,929	PMTRX00011247	Accounts Payable	INV4167419	Orr Safety Corporation		\$116.56		

10/23/2017	346,931	PMTRX00011247	Accounts Payable	5121004 11/17	Owen Electric Cooperative Inc	\$33.11
10/23/2017	346,981	PMTRX00011249	Accounts Payable	49249	Bray Truck & Parts	\$2,064.00
10/23/2017	346,989	PMTRX00011249	Accounts Payable	9591901096	Grainger	\$84.25
10/23/2017	347,012	PMTRX00011250	Accounts Payable	9795033269	Verizon Wireless	\$150.10
10/23/2017	347,219	PMTRX00011255	Accounts Payable	240119	Crescent Springs Hardware	\$36.48
10/24/2017	346,492	PMCHK00006916	Accounts Payable	91996	Gannett Fleming Companies, Inc.	\$3,605.00
10/24/2017	346,493	PMTRX00011235	Accounts Payable	102717DEFCOMP	Kentucky State Treasurer	\$5,456.52
10/24/2017	346,494	PMTRX00011235	Accounts Payable	102717DEFLOANS	Kentucky State Treasurer	\$89.68
10/24/2017	346,495	PMCHK00006917	Accounts Payable	91997	Kentucky State Treasurer	\$5,546.20
10/24/2017	346,589	PMTRX00011237	Accounts Payable	497212	Wildman Corporate Apparel	\$135.32
10/24/2017	346,617	RECVG00002287	Accounts Payable	RCT0000010007	Core & Main	\$17,761.00
10/24/2017	346,638	PMTRX00011241	Accounts Payable	240138	Crescent Springs Hardware	\$15.99
10/24/2017	346,642	PMTRX00011241	Accounts Payable	240149	Crescent Springs Hardware	\$10.49
10/24/2017	346,657	PMTRX00011241	Accounts Payable	REFUND CREDIT 10/17	Medical Properties/Crestview Hills	\$1,886.89
10/24/2017	346,661	PMTRX00011241	Accounts Payable	49483783	OFFICETEAM, Specialized Admin. Staffing	\$799.20
10/24/2017	346,662	PMTRX00011241	Accounts Payable	5175-112614	O'Reilly Auto Parts	\$61.60
10/24/2017	346,676	PMTRX00011241	Accounts Payable	107016383	Sumerel Tire Co., Inc., Bob	\$298.85
10/24/2017	346,850	PMTRX00011243	Accounts Payable	81903790016 10/17	Duke Energy	\$8.19
10/24/2017	346,863	PMTRX00011243	Accounts Payable	Jan-17	Frost Brown Todd LLC	\$8,028.48
10/24/2017	346,864	PMTRX00011243	Accounts Payable	Feb-17	Frost Brown Todd LLC	\$6,692.00
10/24/2017	346,865	PMTRX00011243	Accounts Payable	Mar-17	Frost Brown Todd LLC	\$4,869.09
10/24/2017	346,866	PMTRX00011243	Accounts Payable	Apr-17	Frost Brown Todd LLC	\$8,850.43
10/24/2017	346,867	PMTRX00011243	Accounts Payable	May-17	Frost Brown Todd LLC	\$5,554.00
10/24/2017	346,868	PMTRX00011243	Accounts Payable	Jun-17	Frost Brown Todd LLC	\$7,018.00
10/24/2017	346,869	PMTRX00011243	Accounts Payable	Jul-17	Frost Brown Todd LLC	\$7,495.00
10/24/2017	346,870	PMTRX00011243	Accounts Payable	Aug-17	Frost Brown Todd LLC	\$8,115.19
10/24/2017	346,871	PMTRX00011243	Accounts Payable	Sep-17	Frost Brown Todd LLC	\$6,369.00
10/24/2017	346,899	PMTRX00011247	Accounts Payable	2264747	Ideal Supplies Inc	\$165.00
10/24/2017	346,900	PMTRX00011247	Accounts Payable	2264748	Ideal Supplies Inc	\$660.00
10/24/2017	346,901	PMTRX00011247	Accounts Payable	2264739	Ideal Supplies Inc	\$335.00
10/24/2017	346,911	PMTRX00011247	Accounts Payable	9017565719	Kemira Water Solutions, Inc.	\$4,827.55
10/24/2017	346,914	PMTRX00011247	Accounts Payable	17-3711	Len Riegler Blacktop, Inc.	\$24,069.00
10/24/2017	346,932	RECVG00002291	Accounts Payable	RCT0000010021	Buckeye Power Sales Co., Inc	\$2,804.30
10/24/2017	347,135	PMTRX00011253	Accounts Payable	20035077	CPI International	\$112.86
10/24/2017	347,160	PMTRX00011253	Accounts Payable	22182	Mark's Garage	\$617.34
10/24/2017	347,225	PMTRX00011255	Accounts Payable	989267	Mailender Inc.	\$118.20
10/25/2017	346,649	PMTRX00011241	Accounts Payable	REFUND CREDIT 10/17	Garnett-Gray, Robin	\$148.78
10/25/2017	346,653	PMTRX00011241	Accounts Payable	18228	Kentucky Rural Water Assoc	\$1,700.00
10/25/2017	346,664	PMTRX00011241	Accounts Payable	LOU NOLL 10/17	Planning & Development Service of Kenton Cou	\$48.99
10/25/2017	346,665	PMTRX00011241	Accounts Payable	REFUND CREDIT 10/17	Plasters, Tara	\$71.11
10/25/2017	346,671	PMTRX00011241	Accounts Payable	REIMBURSE CDL 10/17	Smith, Adam	\$50.00
10/25/2017	346,672	PMTRX00011241	Accounts Payable	107016400	Sumerel Tire Co., Inc., Bob	\$66.99
10/25/2017	346,673	PMTRX00011241	Accounts Payable	103017431	Sumerel Tire Co., Inc., Bob	\$105.13
10/25/2017	346,674	PMTRX00011241	Accounts Payable	107016402	Sumerel Tire Co., Inc., Bob	\$497.28
10/25/2017	346,675	PMTRX00011241	Accounts Payable	107016405	Sumerel Tire Co., Inc., Bob	\$857.42
10/25/2017	346,683	RECVG00002289	Accounts Payable	RCT0000010016	Rosemount Inc.	\$4,784.53
10/25/2017	346,834	PMTRX00011243	Accounts Payable	7811600 10/17	Cincinnati Bell	\$333.08
10/25/2017	346,835	PMTRX00011243	Accounts Payable	7811203 10/17	Cincinnati Bell	\$189.15
10/25/2017	346,836	PMTRX00011243	Accounts Payable	7810420 10/17	Cincinnati Bell	\$68.06
10/25/2017	346,839	PMTRX00011243	Accounts Payable	1007823 10/17	Cincinnati Bell	\$241.35
10/25/2017	346,840	PMTRX00011243	Accounts Payable	4410536 10/17	Cincinnati Bell	\$255.06
10/25/2017	346,852	PMTRX00011243	Accounts Payable	51502144018 10/17	Duke Energy	\$24.37
10/25/2017	346,858	PMTRX00011243	Accounts Payable	11336251	Equipment Depot	\$90.50
10/25/2017	346,861	PMTRX00011243	Accounts Payable	MILEAGE 10/17	Fischer, Eric	\$91.49
10/25/2017	346,934	RECVG00002291	Accounts Payable	RCT0000010023	Fortiline, Inc.	\$1,750.00
10/25/2017	346,935	RECVG00002291	Accounts Payable	RCT0000010024	Fortiline, Inc.	\$408.00
10/25/2017	346,940	RECVG00002291	Accounts Payable	RCT0000010029	Viking Supply, Inc	\$2,232.50
10/25/2017	346,943	PMTRX00011248	Accounts Payable	145262	Phillips Supply Co	\$226.33
10/25/2017	346,963	PMTRX00011248	Accounts Payable	140175801 10/17	Time Warner Cable	\$248.18
10/25/2017	346,972	RECVG00002292	Accounts Payable	RCT0000010030	Core & Main	\$603.00
10/25/2017	346,984	PMTRX00011249	Accounts Payable	9631	Dons Garage Inc	\$1,131.07
10/25/2017	346,985	PMTRX00011249	Accounts Payable	239282	E & H Integrated Systems	\$230.50
10/25/2017	346,987	PMTRX00011249	Accounts Payable	KYERL232717	Fastenal Company	\$1,365.60
10/25/2017	346,988	PMTRX00011249	Accounts Payable	5-972-436838	Federal Express	\$41.10

10/25/2017	346,990	PMTRX00011249	Accounts Payable		9595973059	Grainger		\$112.40
10/25/2017	347,150	PMTRX00011253	Accounts Payable		9017565893	Kemira Water Solutions, Inc.		\$4,957.41
10/25/2017	347,165	PMTRX00011253	Accounts Payable		107016406	Sumerel Tire Co., Inc., Bob		\$86.98
System:	HISTORICAL DETAILED T	10/5/2018	10:45:50 AM	Page:	151	User Date:	10/5/2018	User ID: skampsen
N Ky Water District								
10/25/2017	347,200	PMTRX00011254	Accounts Payable		87400403218 10/17	Duke Energy		\$30.56
10/25/2017	347,201	PMTRX00011254	Accounts Payable		8400403202 10/17	Duke Energy		\$7.90
10/25/2017	347,208	PMTRX00011254	Accounts Payable		9795226779	Verizon Wireless		\$7,725.53
10/26/2017	346,677	PMTRX00011241	Accounts Payable		CI-765080	Univar USA Inc.		\$2,780.49
10/26/2017	346,680	PMTRX00011241	Accounts Payable		0497736-CM	Wildman Corporate Apparel	\$9.95	
10/26/2017	346,837	PMTRX00011243	Accounts Payable		5811080 10/17	Cincinnati Bell		\$298.20
10/26/2017	346,838	PMTRX00011243	Accounts Payable		4480307 10/17	Cincinnati Bell		\$64.46
10/26/2017	346,848	PMTRX00011243	Accounts Payable		240239	Crescent Springs Hardware		\$17.97
10/26/2017	346,851	PMTRX00011243	Accounts Payable		10300223228 10/17	Duke Energy		\$7,165.85
10/26/2017	346,853	PMTRX00011243	Accounts Payable		11402057019 10/17	Duke Energy		\$40.09
10/26/2017	346,894	PMTRX00011247	Accounts Payable		1062876	Hach Company		\$99.82
10/26/2017	346,895	PMTRX00011247	Accounts Payable		413931	Hall's Paving & Sealing, Inc.		\$4,652.84
10/26/2017	346,909	PMTRX00011247	Accounts Payable		17461	Imbus Roofing Co. Inc.		\$722.60
10/26/2017	346,922	PMTRX00011247	Accounts Payable		16380204	Matheson Tri-Gas, Inc.		\$808.96
10/26/2017	346,948	PMTRX00011248	Accounts Payable		2356977	RUMPKE		\$120.00
10/26/2017	346,955	PMTRX00011248	Accounts Payable		543134250	Sigma-Aldrich Inc		\$141.00
10/26/2017	346,967	PMTRX00011248	Accounts Payable		1251388	USALCO		\$5,918.88
10/26/2017	346,973	RECVG00002292	Accounts Payable		RCT0000010031	Florence Winnelson Co		\$2,180.00
10/26/2017	346,974	RECVG00002292	Accounts Payable		RCT0000010032	Florence Winwater Works		\$6,464.75
10/26/2017	346,975	RECVG00002292	Accounts Payable		RCT0000010033	Florence Winwater Works		\$11,653.50
10/26/2017	346,978	PMTRX00011249	Accounts Payable		142812	A-1 Electric Motor Service		\$75.00
10/26/2017	346,979	PMTRX00011249	Accounts Payable		142813	A-1 Electric Motor Service		\$385.88
10/26/2017	346,999	PMTRX00011249	Accounts Payable		925600	Lowe's		\$53.51
10/26/2017	347,005	PMTRX00011249	Accounts Payable		CI-765014	Univar USA Inc.		\$1,360.00
10/26/2017	347,137	PMTRX00011253	Accounts Payable		REIMBURSE CDL 10/17	Emery, Dallas		\$85.00
10/26/2017	347,140	PMTRX00011253	Accounts Payable		2264810	Ideal Supplies Inc		\$945.00
10/26/2017	347,141	PMTRX00011253	Accounts Payable		2264840	Ideal Supplies Inc		\$165.00
10/26/2017	347,142	PMTRX00011253	Accounts Payable		2264842	Ideal Supplies Inc		\$550.00
10/26/2017	347,143	PMTRX00011253	Accounts Payable		2264843	Ideal Supplies Inc		\$550.00
10/26/2017	347,153	PMTRX00011253	Accounts Payable		2314614RB	Lykins Oil Company		\$864.32
10/26/2017	347,155	PMTRX00011253	Accounts Payable		2314616	Lykins Oil Company		\$682.77
10/26/2017	347,157	PMTRX00011253	Accounts Payable		22195	Mark's Garage		\$323.13
10/26/2017	347,158	PMTRX00011253	Accounts Payable		22191	Mark's Garage		\$114.80
10/26/2017	347,204	PMTRX00011254	Accounts Payable		18560	Flaig Welding Co Inc		\$136.87
10/26/2017	347,205	PMTRX00011254	Accounts Payable		989266	Mailender Inc.		\$716.25
10/27/2017	346,627	PMTRX00011241	Accounts Payable		FIRE HYDRANT 1878	4 Seasons Grounds Management		\$105.99
10/27/2017	346,631	PMTRX00011241	Accounts Payable		FIRE HYDRANT 1874	CA Advance		\$355.59
10/27/2017	346,658	PMTRX00011241	Accounts Payable		FIRE HYDRANT 1876	Michels and Sons Inc., Paul		\$165.99
10/27/2017	346,660	PMTRX00011241	Accounts Payable		FIRE HYDRANT 1873	North Star Painting Co Inc		\$197.18
10/27/2017	346,668	PMTRX00011241	Accounts Payable		FIRE HYDRANT 1872	Len Riegler Blacktop, Inc.		\$335.20
10/27/2017	346,684	PMCHK00006922	Accounts Payable		91998	4 Seasons Grounds Management	\$105.99	
10/27/2017	346,685	PMCHK00006922	Accounts Payable		91999	A & A Safety, Inc	\$1,752.00	
10/27/2017	346,686	PMCHK00006922	Accounts Payable		92000	Ace Auto Accessories	\$375.00	
10/27/2017	346,687	PMCHK00006922	Accounts Payable		92001	Appalachian States Analytical, LLC	\$307.80	
10/27/2017	346,688	PMCHK00006922	Accounts Payable		92002	Arts Rental Equipment & Supply	\$108.00	
10/27/2017	346,689	PMCHK00006922	Accounts Payable		92003	Bonded Lock Service LLC	\$1,757.41	
10/27/2017	346,690	PMCHK00006922	Accounts Payable		92004	Bray Truck & Parts	\$379.95	
10/27/2017	346,691	PMCHK00006922	Accounts Payable		92005	CA Advance	\$355.59	
10/27/2017	346,692	PMCHK00006922	Accounts Payable		92006	CDW Government Inc.	\$7,542.07	
10/27/2017	346,693	PMCHK00006922	Accounts Payable		92007	Cincinnati Bell	\$4,474.16	
10/27/2017	346,694	PMCHK00006922	Accounts Payable		92008	City of Ft. Thomas	\$316.00	
10/27/2017	346,695	PMCHK00006922	Accounts Payable		92009	Consolidated Pipe & Supply Co Inc.	\$775.00	
10/27/2017	346,696	PMCHK00006922	Accounts Payable		92010	Core & Main	\$17,761.00	
10/27/2017	346,697	PMCHK00006922	Accounts Payable		92011	Crescent Springs Hardware	\$205.58	
10/27/2017	346,698	PMCHK00006922	Accounts Payable		92012	Dons Garage Inc	\$418.91	
10/27/2017	346,699	PMCHK00006922	Accounts Payable		92013	Duke Energy	\$45,148.56	
10/27/2017	346,700	PMCHK00006922	Accounts Payable		92014	Environmental Laboratories, Inc.	\$61.00	
10/27/2017	346,701	PMCHK00006922	Accounts Payable		92015	Fastech Alarms &	\$75.00	
10/27/2017	346,702	PMCHK00006922	Accounts Payable		92016	Fisher Scientific	\$915.62	

10/27/2017	346,703	PMCHK00006922	Accounts Payable	92017	Fortiline, Inc.	\$3,359.00			
10/27/2017	346,704	PMCHK00006922	Accounts Payable	92018	Garnett-Gray, Robin	\$148.78			
10/27/2017	346,705	PMCHK00006922	Accounts Payable	92019	Geotechnology Inc.	\$900.00			
10/27/2017	346,706	PMCHK00006922	Accounts Payable	92020	Grainger	\$25.46			
10/27/2017	346,707	PMCHK00006922	Accounts Payable	92021	Graybar Electric Co Inc	\$426.46			
10/27/2017	346,708	PMCHK00006922	Accounts Payable	92022	Greater Comfort Heating & Air	\$800.00			
10/27/2017	346,709	PMCHK00006922	Accounts Payable	92023	Hall's Paving & Sealing, Inc.	\$5,791.50			
10/27/2017	346,710	PMCHK00006922	Accounts Payable	92024	Harper Oil Products Inc	\$259.37			
10/27/2017	346,711	PMCHK00006922	Accounts Payable	92025	Horizon Brothers Painting	\$259,075.62			
10/27/2017	346,712	PMCHK00006922	Accounts Payable	92026	Industrial Wire Rope Supply Co Inc	\$1,664.50			
10/27/2017	346,713	PMCHK00006922	Accounts Payable	92027	Kautzman, Mike	\$1,100.00			
10/27/2017	346,714	PMCHK00006922	Accounts Payable	92028	Kennys Collision Center	\$1,000.00			
10/27/2017	346,715	PMCHK00006922	Accounts Payable	92029	Kentucky Rural Water Assoc	\$1,700.00			
10/27/2017	346,716	PMCHK00006922	Accounts Payable	92030	Kentucky Division of Water	\$1,200.00			
10/27/2017	346,717	PMCHK00006922	Accounts Payable	92031	Len Riegler Blacktop, Inc.	\$335.20			
System:	HISTORICAL DETAILED T 10/5/2018		10:45:50 AM	Page:	152	User Date:	10/5/2018	User ID:	skampsen
N Ky Water District									
10/27/2017	346,718	PMCHK00006922	Accounts Payable	92032	Lowe's	\$368.77			
10/27/2017	346,719	PMCHK00006922	Accounts Payable	92033	Lykins Oil Company	\$3,116.70			
10/27/2017	346,720	PMCHK00006922	Accounts Payable	92034	Medert Colleen	\$185.71			
10/27/2017	346,721	PMCHK00006922	Accounts Payable	92035	Medical Properties/Crestview Hills	\$1,886.89			
10/27/2017	346,722	PMCHK00006922	Accounts Payable	92036	Michels and Sons Inc., Paul	\$165.99			
10/27/2017	346,723	PMCHK00006922	Accounts Payable	92037	Murray, David	\$197.09			
10/27/2017	346,724	PMCHK00006922	Accounts Payable	92038	North Star Painting Co Inc	\$197.18			
10/27/2017	346,725	PMCHK00006922	Accounts Payable	92039	OFFICETEAM, Specialized Admin. Staffing	\$799.20			
10/27/2017	346,726	PMCHK00006922	Accounts Payable	92040	O'Reilly Auto Parts	\$61.60			
10/27/2017	346,727	PMCHK00006922	Accounts Payable	92041	Orr Safety Corporation	\$1,276.06			
10/27/2017	346,728	PMCHK00006922	Accounts Payable	92042	Owen Electric Cooperative Inc	\$86.44			
10/27/2017	346,729	PMCHK00006922	Accounts Payable	92043	Pelco	\$591.23			
10/27/2017	346,730	PMCHK00006922	Accounts Payable	92044	Pitney Bowes Inc.	\$389.04			
10/27/2017	346,731	PMCHK00006922	Accounts Payable	92045	Planning & Development Service of Kenton Cou	\$48.99			
10/27/2017	346,732	PMCHK00006922	Accounts Payable	92046	Plasters, Tara	\$71.11			
10/27/2017	346,733	PMCHK00006922	Accounts Payable	92047	Quinn Electric Corp.	\$305.00			
10/27/2017	346,734	PMCHK00006922	Accounts Payable	92048	Raynmaster Lawn Sprinklers	\$595.00			
10/27/2017	346,735	PMCHK00006922	Accounts Payable	92049	Rosemount Inc.	\$4,784.53			
10/27/2017	346,736	PMCHK00006922	Accounts Payable	92050	Roto-Rooter	\$341.00			
10/27/2017	346,737	PMCHK00006922	Accounts Payable	92051	Shirden's Carpet Cleaning Service	\$1,420.00			
10/27/2017	346,738	PMCHK00006922	Accounts Payable	92052	Smith, Adam	\$50.00			
10/27/2017	346,739	PMCHK00006922	Accounts Payable	92053	Staples Advantage	\$243.68			
10/27/2017	346,740	PMCHK00006922	Accounts Payable	92054	St. Elizabeth Business Health	\$710.00			
10/27/2017	346,741	PMCHK00006922	Accounts Payable	92055	Sumerel Tire Co., Inc., Bob	\$3,373.06			
10/27/2017	346,742	PMCHK00006922	Accounts Payable	92056	Supply Post Business Products	\$423.24			
10/27/2017	346,743	PMCHK00006922	Accounts Payable	92057	TrinSoft, LLC	\$42.50			
10/27/2017	346,744	PMCHK00006922	Accounts Payable	92058	Univar USA Inc.	\$2,780.49			
10/27/2017	346,745	PMCHK00006922	Accounts Payable	92059	USALCO	\$5,687.60			
10/27/2017	346,746	PMCHK00006922	Accounts Payable	92060	Viking Supply, Inc	\$5,409.50			
10/27/2017	346,747	PMCHK00006922	Accounts Payable	92061	Wildman Corporate Apparel	\$233.55			
10/27/2017	346,748	PMCHK00006922	Accounts Payable	92062	Wiseway Supply	\$3,804.86			
10/27/2017	346,847	PMTRX00011243	Accounts Payable	4002171377	Cintas #315	\$632.48			
10/27/2017	346,854	PMTRX00011243	Accounts Payable	27102181013 10/17	Duke Energy	\$9.03			
10/27/2017	346,860	PMTRX00011243	Accounts Payable	6689615	Fisher Scientific	\$45.41			
10/27/2017	346,923	PMTRX00011247	Accounts Payable	383056	Minuteman/Design Press	\$325.00			
10/27/2017	346,930	PMTRX00011247	Accounts Payable	5121002 10/17	Owen Electric Cooperative Inc	\$35.08			
10/27/2017	346,933	RECVG00002291	Accounts Payable	RCT0000010022	Ferguson Waterworks	\$3,897.00			
10/27/2017	346,947	PMTRX00011248	Accounts Payable	2382	RNK Environmental Inc	\$286.00			
10/27/2017	346,949	PMTRX00011248	Accounts Payable	12498	Sanitation District No. 1	\$4,661.48			
10/27/2017	346,969	PMTRX00011248	Accounts Payable	497850	Wildman Corporate Apparel	\$178.48			
10/27/2017	346,991	PMTRX00011249	Accounts Payable	10694319	Hach Company	\$617.51			
10/27/2017	347,007	PMTRX00011250	Accounts Payable	793319	Burgess & Niple	\$6,400.00			
10/27/2017	347,144	PMTRX00011253	Accounts Payable	2264877	Ideal Supplies Inc	\$550.00			
10/27/2017	347,145	PMTRX00011253	Accounts Payable	2264890	Ideal Supplies Inc	\$192.50			
10/29/2017	347,002	PMTRX00011249	Accounts Payable	927749..	Lowe's	\$16.98			
10/29/2017	347,198	PMTRX00011254	Accounts Payable	4910801 10/17	Cincinnati Bell	\$129.32			
10/29/2017	347,199	PMTRX00011254	Accounts Payable	1031033 10/17	Cincinnati Bell	\$115.94			

10/29/2017	347,206	PMTRX00011254	Accounts Payable	1356165410000 10/17	Sanitation District No. 1	\$15.12	
10/29/2017	347,207	PMTRX00011254	Accounts Payable	1360239900000 10/17	Sanitation District No. 1	\$40.82	
10/30/2017	346,758	PMCHK00006923	Accounts Payable	92063	Kentucky State Treasurer	\$5,586.20	
10/30/2017	346,830	PMTRX00011243	Accounts Payable	270748-4	Arts Rental Equipment & Supply	\$31.00	
10/30/2017	346,862	PMTRX00011243	Accounts Payable	E. FISCHER 2017	Fouser Environmental Services	\$550.00	
10/30/2017	346,897	PMTRX00011247	Accounts Payable	946277	Harper Oil Products Inc	\$733.97	
10/30/2017	346,916	PMTRX00011247	Accounts Payable	903527	Lowe's	\$8.14	
10/30/2017	346,917	PMTRX00011247	Accounts Payable	903519	Lowe's	\$68.37	
10/30/2017	346,920	PMTRX00011247	Accounts Payable	910587	Lowe's	\$19.88	
10/30/2017	346,921	PMTRX00011247	Accounts Payable	917056	Lowe's	\$7.45	
10/30/2017	346,968	PMTRX00011248	Accounts Payable	498242	Wildman Corporate Apparel	\$27.14	
10/30/2017	346,970	PMTRX00011248	Accounts Payable	498271	Wildman Corporate Apparel	\$45.50	
10/30/2017	346,980	PMTRX00011249	Accounts Payable	31843	Analytical Services Inc	\$1,800.00	
10/30/2017	346,982	PMTRX00011249	Accounts Payable	KQN3636	CDW Government Inc.	\$219.51	
10/30/2017	346,992	PMTRX00011249	Accounts Payable	10696784	Hach Company	\$155.12	
10/30/2017	347,001	PMTRX00011249	Accounts Payable	925071	Lowe's	\$77.87	
10/30/2017	347,010	PMTRX00011250	Accounts Payable	996372	Mobilcomm Inc.	\$464.00	
10/30/2017	347,011	PMTRX00011250	Accounts Payable	996363	Mobilcomm Inc.	\$499.00	
10/30/2017	347,132	PMTRX00011253	Accounts Payable	AR00171136	Badger Daylighting Corp.	\$1,675.00	
10/30/2017	347,136	PMTRX00011253	Accounts Payable	20035154	CPI International	\$527.03	
10/30/2017	347,146	PMTRX00011253	Accounts Payable	2264914	Ideal Supplies Inc	\$330.00	
10/30/2017	347,147	PMTRX00011253	Accounts Payable	2264942	Ideal Supplies Inc	\$220.00	
10/30/2017	347,148	PMTRX00011253	Accounts Payable	2264945	Ideal Supplies Inc	\$165.00	
10/30/2017	347,154	PMTRX00011253	Accounts Payable	2248047	Lykins Oil Company	\$692.58	
10/30/2017	347,171	PMTRX00011253	Accounts Payable	REFUND CREDIT 10/17	Zimmerman, Joseph	\$396.95	
10/30/2017	347,222	PMTRX00011255	Accounts Payable	6401	Gould Metal Works	\$225.00	
10/31/2017	346,831	PMTRX00011243	Accounts Payable	8028085	BestOne, Tire & Service of Mid America, Inc.	\$336.50	
System:	HISTORICAL DETAILED T 10/5/2018		10:45:50 AM	Page:	153	User Date: 10/5/2018	User ID: skampsen
N Ky Water District							
10/31/2017	346,913	PMTRX00011247	Accounts Payable	767-016439	KOI Enterprises, Inc	\$85.32	
10/31/2017	346,941	PMTRX00011248	Accounts Payable	PETTY CASH 10/17	Colleen Medert-Petty Cash	\$127.00	
10/31/2017	346,944	PMTRX00011248	Accounts Payable	38351	Plant Trolley, Inc., The	\$177.12	
10/31/2017	346,993	PMTRX00011249	Accounts Payable	946340	Harper Oil Products Inc	\$259.37	
10/31/2017	346,994	PMTRX00011249	Accounts Payable	946339	Harper Oil Products Inc	\$437.23	
10/31/2017	346,998	PMTRX00011249	Accounts Payable	927128	Lowe's	\$33.42	
10/31/2017	347,000	PMTRX00011249	Accounts Payable	925156	Lowe's	\$73.01	
10/31/2017	347,009	PMTRX00011250	Accounts Payable	996319	Mobilcomm Inc.	\$672.00	
10/31/2017	347,013	PMTRX00011250	Accounts Payable	9407	Wessel Lawncare & Landscaping	\$2,543.36	
10/31/2017	347,096	PMTRX00011251	Accounts Payable	MILEAGE 10/17	Jeff Schuchter	\$128.40	
10/31/2017	347,098	PMTRX00011251	Accounts Payable	REFUND CREDIT 10/17	Morgeson Jr., Mark	\$302.49	
10/31/2017	347,131	PMTRX00011253	Accounts Payable	8283332	Automationdirect.com, Inc.	\$2,319.00	
10/31/2017	347,133	PMTRX00011253	Accounts Payable	52946	Blue Chip Express & Courier Service	\$200.00	
10/31/2017	347,134	PMTRX00011253	Accounts Payable	49287	Bray Truck & Parts	\$1,231.99	
10/31/2017	347,138	PMTRX00011253	Accounts Payable	KYERL232899	Fastenal Company	\$374.13	
10/31/2017	347,149	PMTRX00011253	Accounts Payable	2264969	Ideal Supplies Inc	\$675.00	
10/31/2017	347,152	PMTRX00011253	Accounts Payable	24592	Literature Fulfillment Services	\$15,386.98	
10/31/2017	347,159	PMTRX00011253	Accounts Payable	49533773	OFFICETEAM, Specialized Admin. Staffing	\$799.20	
10/31/2017	347,162	PMTRX00011253	Accounts Payable	REFUND CREDIT 10/17	Seiter, Megan	\$82.20	
10/31/2017	347,169	PMTRX00011253	Accounts Payable	44610411	United Healthcare Insurance	\$5.65	
10/31/2017	347,170	PMTRX00011253	Accounts Payable	51830848	Wex Bank	\$16,202.49	
10/31/2017	347,203	PMTRX00011254	Accounts Payable	239308	E & H Integrated Systems	\$367.50	
10/31/2017	347,214	PMTRX00011255	Accounts Payable	100080	Bray Trucking Inc.	\$1,072.11	
10/31/2017	347,215	PMTRX00011255	Accounts Payable	100078	Bray Trucking Inc.	\$5,244.69	
10/31/2017	347,216	PMTRX00011255	Accounts Payable	100079	Bray Trucking Inc.	\$430.15	
10/31/2017	347,220	PMTRX00011255	Accounts Payable	240348	Crescent Springs Hardware	\$47.88	
10/31/2017	347,221	PMTRX00011255	Accounts Payable	240349	Crescent Springs Hardware	\$12.99	
10/31/2017	347,223	PMTRX00011255	Accounts Payable	81869	Independence Lumber & Supply	\$4.97	
10/31/2017	347,227	PMTRX00011255	Accounts Payable	S10034	Southeastern Equipment Co Inc	\$984.45	
11/1/2017	346,859	PMTRX00011243	Accounts Payable	163314468	EyeMed	\$1,330.00	
11/1/2017	346,889	PMTRX00011246	Accounts Payable	020615DEFLOAN INTERE	Kentucky State Treasurer	\$587.46	
11/1/2017	346,890	PMTRX00011246	Accounts Payable	020615DEFLOAN INTERE	Kentucky State Treasurer	\$75.60	
11/1/2017	346,915	PMTRX00011247	Accounts Payable	NKWSDBL1570164 11/17	Lincoln National Life Insurance Co.	\$710.35	
11/1/2017	346,937	RECVG00002291	Accounts Payable	RCT0000010026	GetGo, Inc	\$1,320.00	
11/1/2017	346,938	RECVG00002291	Accounts Payable	RCT0000010027	New Net Technologies LLC	\$5,999.00	

11/1/2017	346,942	PMTRX00011248	Accounts Payable	10776	Pension Corporation of America	\$4,629.98	
11/1/2017	346,964	PMTRX00011248	Accounts Payable	PRD011032	TrinSoft, LLC	\$2,624.00	
11/1/2017	346,965	PMTRX00011248	Accounts Payable	STACEY KAMPSEN 11/17	Agricultural Economics	\$325.00	
11/1/2017	347,230	PMTRX00011256	Accounts Payable	271939-4	Arts Rental Equipment & Supply	\$13.44	
11/1/2017	347,231	PMTRX00011256	Accounts Payable	656281	A & S Electric Supply, Inc.	\$17.78	
11/1/2017	347,232	PMTRX00011256	Accounts Payable	8959	Best Way Disposal	\$78.45	
11/1/2017	347,233	PMTRX00011256	Accounts Payable	8497	Best Way Disposal	\$287.50	
11/1/2017	347,234	PMTRX00011256	Accounts Payable	8672	Best Way Disposal	\$284.31	
11/1/2017	347,236	PMTRX00011256	Accounts Payable	7197522	CBT Company	\$141.34	
11/1/2017	347,246	PMTRX00011256	Accounts Payable	33800283200 11/17	Duke Energy	\$43.12	
11/1/2017	347,247	PMTRX00011256	Accounts Payable	89500806010 11/17	Duke Energy	\$18,529.15	
11/1/2017	347,249	PMTRX00011256	Accounts Payable	69402048026 11/17	Duke Energy	\$342.00	
11/1/2017	347,250	PMTRX00011256	Accounts Payable	55403649014 11/17	Duke Energy	\$10.59	
11/1/2017	347,251	PMTRX00011256	Accounts Payable	75900841205 11/17	Duke Energy	\$50.31	
11/1/2017	347,252	PMTRX00011256	Accounts Payable	97700845013 11/17	Duke Energy	\$20,103.64	
11/1/2017	347,253	PMTRX00011256	Accounts Payable	63902189019 11/17	Duke Energy	\$90.41	
11/1/2017	347,254	PMTRX00011256	Accounts Payable	68200435200 11/17	Duke Energy	\$2,088.67	
11/1/2017	347,255	PMTRX00011256	Accounts Payable	24700807203 11/17	Duke Energy	\$13.79	
11/1/2017	347,256	PMTRX00011256	Accounts Payable	27202174014 11/17	Duke Energy	\$1,931.03	
11/1/2017	347,257	PMTRX00011256	Accounts Payable	12002095015 11/17	Duke Energy	\$7.96	
11/1/2017	347,258	PMTRX00011256	Accounts Payable	33400067207 11/17	Duke Energy	\$24.56	
11/1/2017	347,260	PMTRX00011256	Accounts Payable	111022202017 11/17	Duke Energy	\$8.08	
11/1/2017	347,261	PMTRX00011256	Accounts Payable	50100466217 11/17	Duke Energy	\$57.74	
11/1/2017	347,262	PMTRX00011256	Accounts Payable	44000883201 11/17	Duke Energy	\$72.85	
11/1/2017	347,263	PMTRX00011256	Accounts Payable	39800877206 11/17	Duke Energy	\$74.99	
11/1/2017	347,264	PMTRX00011256	Accounts Payable	47500467203 11/17	Duke Energy	\$234.86	
11/1/2017	347,270	RECVG00002293	Accounts Payable	RCT0000010035	Calgon Carbon Corporation	\$163,017.00	
11/1/2017	347,271	RECVG00002293	Accounts Payable	RCT0000010036	Calgon Carbon Corporation	\$269,740.00	
11/1/2017	347,273	RECVG00002293	Accounts Payable	RCT0000010038	Viking Supply, Inc	\$198.30	
11/1/2017	347,277	PMTRX00011257	Accounts Payable	772-072886	KOI Enterprises, Inc	\$18.40	
11/1/2017	347,279	PMTRX00011257	Accounts Payable	79168	Lawn Systems, Inc.	\$5,999.00	
11/1/2017	347,282	PMTRX00011257	Accounts Payable	927295..	Lowe's	\$87.80	
11/1/2017	347,283	PMTRX00011257	Accounts Payable	REFUND CREDIT 11/17	McFarland, Kathleen	\$141.52	
11/1/2017	347,288	PMTRX00011257	Accounts Payable	301003315	Pridestaff Financial	\$1,354.56	
11/1/2017	347,290	PMTRX00011257	Accounts Payable	R 100428	Res/Comm Security Systems Inc.	\$54.00	
11/1/2017	347,291	PMTRX00011257	Accounts Payable	R 100429	Res/Comm Security Systems Inc.	\$54.00	
11/1/2017	347,292	PMTRX00011257	Accounts Payable	R 100424	Res/Comm Security Systems Inc.	\$54.00	
11/1/2017	347,293	PMTRX00011257	Accounts Payable	R 100426	Res/Comm Security Systems Inc.	\$54.00	
11/1/2017	347,294	PMTRX00011257	Accounts Payable	351282	Richie Trucking	\$1,625.00	
System:	HISTORICAL DETAILED T 10/5/2018		10:45:50 AM	Page:	154	User Date: 10/5/2018	User ID: skampsen
N Ky Water District							
11/1/2017	347,300	PMTRX00011257	Accounts Payable	430234 11/17	Vivial	\$630.80	
11/1/2017	347,301	PMTRX00011257	Accounts Payable	498822	Wildman Corporate Apparel	\$9.95	
11/1/2017	347,306	PMTRX00011258	Accounts Payable	6017	B C Engineering Co	\$437.10	
11/1/2017	347,308	PMTRX00011258	Accounts Payable	65101	Budget Door of Cincinnati, Inc.	\$199.50	
11/1/2017	347,311	PMTRX00011258	Accounts Payable	KYHEB67032	Fastenal Company	\$32.43	
11/1/2017	347,312	PMTRX00011258	Accounts Payable	KYHEB67133	Fastenal Company	\$127.22	
11/1/2017	347,313	PMTRX00011258	Accounts Payable	9597771576	Grainger	\$53.48	
11/1/2017	347,314	PMTRX00011258	Accounts Payable	9597771584	Grainger	\$3.90	
11/1/2017	347,315	PMTRX00011258	Accounts Payable	9597946749	Grainger	\$240.47	
11/1/2017	347,316	PMTRX00011258	Accounts Payable	9597253617	Grainger	\$117.54	
11/1/2017	347,318	PMTRX00011258	Accounts Payable	SII-0154210	High Purity Standards	\$164.81	
11/1/2017	347,319	PMTRX00011258	Accounts Payable	602753732	Hillyard Kentucky	\$87.72	
11/1/2017	347,322	PMTRX00011258	Accounts Payable	16405690	Matheson Tri-Gas, Inc.	\$1,208.70	
11/1/2017	347,323	PMTRX00011258	Accounts Payable	16405816	Matheson Tri-Gas, Inc.	\$208.73	
11/1/2017	347,325	PMTRX00011258	Accounts Payable	9020730888	Thermo Electron NA LLC	\$1,208.32	
11/1/2017	347,326	PMTRX00011258	Accounts Payable	9020738048	Thermo Electron NA LLC	\$1,358.38	
11/1/2017	347,327	PMTRX00011258	Accounts Payable	9020743720	Thermo Electron NA LLC	\$2,198.01	
11/1/2017	347,418	PMTRX00011260	Accounts Payable	143146	A-1 Electric Motor Service	\$272.49	
11/1/2017	347,422	PMTRX00011260	Accounts Payable	AR00171149	Badger Daylighting Corp.	\$895.00	
11/1/2017	347,424	PMTRX00011260	Accounts Payable	6040	B C Engineering Co	\$489.00	
11/1/2017	347,425	PMTRX00011260	Accounts Payable	Sep-17	Becknell-Coghill Inc	\$14,184.98	
11/1/2017	347,433	PMTRX00011260	Accounts Payable	D160584 11/17	Cincinnati Bell	\$7,061.66	
11/1/2017	347,434	PMTRX00011260	Accounts Payable	L164224 11/17	Cincinnati Bell	\$124.85	

11/1/2017	347,435	PMTRX00011260	Accounts Payable	D160351 11/17	Cincinnati Bell	\$1,454.50	
11/1/2017	347,436	PMTRX00011260	Accounts Payable	1039861 11/17	Cincinnati Bell	\$36.74	
11/1/2017	347,437	PMTRX00011260	Accounts Payable	P461378378 11/17	Cincinnati Bell	\$647.78	
11/1/2017	347,439	PMTRX00011260	Accounts Payable	4002213604	Cintas #315	\$569.29	
11/1/2017	347,440	PMTRX00011260	Accounts Payable	4002213368	Cintas #315	\$276.53	
11/1/2017	347,442	PMTRX00011260	Accounts Payable	240139	Crescent Springs Hardware	\$17.98	
11/1/2017	347,443	PMTRX00011260	Accounts Payable	239735	Crescent Springs Hardware	\$65.98	
11/1/2017	347,444	PMTRX00011260	Accounts Payable	239756	Crescent Springs Hardware	\$11.99	
11/1/2017	347,454	PMTRX00011261	Accounts Payable	KYERL232898	Fastenal Company	\$143.85	
11/1/2017	347,456	PMTRX00011261	Accounts Payable	47157321436 10/17..	Fifth Third Bank-Visa	\$2,464.14	
11/1/2017	347,457	PMTRX00011261	Accounts Payable	18559	Flaig Welding Co Inc	\$80.00	
11/1/2017	347,461	PMTRX00011261	Accounts Payable	9597771568	Grainger	\$16.85	
11/1/2017	347,463	PMTRX00011261	Accounts Payable	413932	Hall's Paving & Sealing, Inc.	\$3,732.05	
11/1/2017	347,473	PMTRX00011261	Accounts Payable	2265081	Ideal Supplies Inc	\$480.00	
11/1/2017	347,484	PMTRX00011263	Accounts Payable	2280967	KEMI	\$3,362.76	
11/1/2017	347,486	PMTRX00011263	Accounts Payable	733-500126	KOI Enterprises, Inc	\$471.61	
11/1/2017	347,490	PMTRX00011263	Accounts Payable	11795	Klingenberg's - Covington	\$9.47	
11/1/2017	347,498	PMTRX00011263	Accounts Payable	925028	Lowe's	\$39.85	
11/1/2017	347,499	PMTRX00011263	Accounts Payable	925029	Lowe's	\$266.93	
11/1/2017	347,510	PMTRX00011263	Accounts Payable	301000480	Pridestaff Financial	\$1,360.00	
11/1/2017	347,512	PMTRX00011263	Accounts Payable	R 100427	Res/Comm Security Systems Inc.	\$54.00	
11/1/2017	347,514	PMTRX00011263	Accounts Payable	88729	R & M Welding Products Inc	\$293.63	
11/1/2017	347,524	RECVG00002295	Accounts Payable	RCT0000010042	Core & Main	\$472.40	
11/1/2017	347,526	RECVG00002295	Accounts Payable	RCT0000010044	Core & Main	\$3,547.60	
11/1/2017	347,528	RECVG00002295	Accounts Payable	RCT0000010046	Fortiline, Inc.	\$1,870.00	
11/1/2017	347,531	RECVG00002295	Accounts Payable	RCT0000010049	Viking Supply, Inc	\$1,800.00	
11/1/2017	347,534	RECVG00002295	Accounts Payable	RCT0000010052	Clear Edge Filtration	\$1,711.25	
11/1/2017	347,553	PMTRX00011267	Accounts Payable	8100034727001 11/17	Sanitation District No. 1	\$25.04	
11/1/2017	347,554	PMTRX00011267	Accounts Payable	8100034728000 11/17	Sanitation District No. 1	\$166.11	
11/1/2017	347,555	PMTRX00011267	Accounts Payable	2621	Seiter Farms Inc.	\$200.00	
11/1/2017	347,559	PMTRX00011267	Accounts Payable	3357675221	Staples Advantage	\$170.61	
11/1/2017	347,560	PMTRX00011267	Accounts Payable	3357675220	Staples Advantage	\$122.98	
11/1/2017	347,561	PMTRX00011267	Accounts Payable	3357675222	Staples Advantage	\$52.97	
11/1/2017	347,568	PMTRX00011267	Accounts Payable	26601	Waste Resource Management Inc.	\$579.52	
11/1/2017	347,569	PMTRX00011267	Accounts Payable	26643	Waste Resource Management Inc.	\$450.88	
11/1/2017	347,571	PMTRX00011267	Accounts Payable	26579	Waste Resource Management Inc.	\$1,776.96	
11/1/2017	347,572	PMTRX00011267	Accounts Payable	26566	Waste Resource Management Inc.	\$2,704.00	
11/1/2017	347,573	PMTRX00011267	Accounts Payable	26600	Waste Resource Management Inc.	\$2,497.28	
11/1/2017	347,574	PMTRX00011267	Accounts Payable	26642	Waste Resource Management Inc.	\$2,253.76	
11/1/2017	347,581	PMTRX00011268	Accounts Payable	80015616	Badger Meter, Inc	\$81.00	
11/1/2017	347,585	PMTRX00011268	Accounts Payable	QKV2735	CDW Government Inc.	\$44.53	
11/1/2017	347,599	PMTRX00011268	Accounts Payable	MILEAGE 11/17	Dennis, Justen	\$88.60	
11/1/2017	347,628	PMTRX00011268	Accounts Payable	AR00172617	Badger Daylighting Corp.	\$1,580.00	
11/1/2017	347,653	PMTRX00011269	Accounts Payable	82618	Indiana Safety & Supply Co.	\$232.20	
11/1/2017	347,660	PMTRX00011269	Accounts Payable	17-3783	Len Riegler Blacktop, Inc.	\$18,431.60	
11/1/2017	347,661	PMTRX00011269	Accounts Payable	902807	Lowe's	\$56.98	
11/1/2017	347,663	PMTRX00011269	Accounts Payable	925177..	Lowe's	\$124.10	
11/1/2017	347,666	PMTRX00011269	Accounts Payable	911057	Lowe's	\$38.00	
11/1/2017	347,669	PMTRX00011269	Accounts Payable	INV4174728	Orr Safety Corporation	\$235.67	
11/1/2017	347,670	PMTRX00011269	Accounts Payable	INV4174607	Orr Safety Corporation	\$99.85	
11/1/2017	347,671	PMTRX00011269	Accounts Payable	INV4175930	Orr Safety Corporation	\$417.41	
System:	HISTORICAL DETAILED T 10/5/2018		10:45:50 AM	Page:	155	User Date: 10/5/2018	User ID: skampsen
N Ky Water District							
11/1/2017	347,672	PMTRX00011269	Accounts Payable	INV4171430	Orr Safety Corporation	\$51.22	
11/1/2017	347,673	PMTRX00011269	Accounts Payable	INV4172757	Orr Safety Corporation	\$109.60	
11/1/2017	347,674	PMTRX00011269	Accounts Payable	INV4172617	Orr Safety Corporation	\$250.10	
11/1/2017	347,676	PMTRX00011269	Accounts Payable	3258175	SafetyWear	\$71.91	
11/1/2017	347,841	PMTRX00011271	Accounts Payable	63503	Around the Clock Answering Service	\$463.50	
11/1/2017	347,908	PMTRX00011273	Accounts Payable	459763	St. Elizabeth Business Health	\$454.00	
11/1/2017	347,952	RECVG00002298	Accounts Payable	RCT0000010059	Fortiline, Inc.	\$395.00	
11/1/2017	348,120	PMTRX00011277	Accounts Payable	MILEAGE 10/2017	Browning, Brennan	\$103.79	
11/1/2017	348,241	PMTRX00011281	Accounts Payable	107016141	Sumerel Tire Co., Inc., Bob	\$98.99	
11/1/2017	348,491	PMTRX00011285	Accounts Payable	927383	Lowe's	\$55.06	
11/1/2017	348,492	PMTRX00011285	Accounts Payable	927160	Lowe's	\$36.08	



11/1/2017	348,505	PMTRX00011285	Accounts Payable	REFUND CREDIT 10/17.	Matteoli, Sean	\$60.96
11/1/2017	348,526	PMTRX00011287	Accounts Payable	SIN096543	Pacific Interpreters	\$40.60
11/1/2017	348,559	PMTRX00011288	Accounts Payable	SIN007063	CyberScout, LLC	\$8,000.00
11/1/2017	348,567	PMTRX00011288	Accounts Payable	1198501	Badger Meter, Inc	\$11,863.92
11/1/2017	348,573	PMTRX00011288	Accounts Payable	113393	Kentucky State Treasurer	\$100.00
11/2/2017	346,891	PMCHK00006926	Accounts Payable	92064	Kentucky State Treasurer	\$663.06
11/2/2017	347,237	PMTRX00011256	Accounts Payable	7197890	CBT Company	\$53.32
11/2/2017	347,238	PMTRX00011256	Accounts Payable	11/02/17 PERMITS	City of Cold Spring	\$300.00
11/2/2017	347,239	PMTRX00011256	Accounts Payable	240418	Crescent Springs Hardware	\$18.14
11/2/2017	347,248	PMTRX00011256	Accounts Payable	86502205015 11/17	Duke Energy	\$20.61
11/2/2017	347,259	PMTRX00011256	Accounts Payable	2200252201 11/17	Duke Energy	\$51.93
11/2/2017	347,276	PMTRX00011257	Accounts Payable	946441	Harper Oil Products Inc	\$386.13
11/2/2017	347,278	PMTRX00011257	Accounts Payable	KSPE RENEWAL 11/17	Kramer, Amy	\$117.00
11/2/2017	347,281	PMTRX00011257	Accounts Payable	927601..	Lowe's	\$219.24
11/2/2017	347,286	PMTRX00011257	Accounts Payable	S2597671.001	Pirtek Reading Road	\$323.38
11/2/2017	347,295	PMTRX00011257	Accounts Payable	B32615	Southeastern Equipment Co Inc	\$196.65
11/2/2017	347,298	PMTRX00011257	Accounts Payable	CI-765839	Univar USA Inc.	\$5,842.43
11/2/2017	347,307	PMTRX00011258	Accounts Payable	64632	Budget Door of Cincinnati, Inc.	\$998.50
11/2/2017	347,317	PMTRX00011258	Accounts Payable	10702879	Hach Company	\$124.29
11/2/2017	347,431	PMTRX00011260	Accounts Payable	6556563 11/17	Cincinnati Bell	\$166.37
11/2/2017	347,432	PMTRX00011260	Accounts Payable	2820270 11/17	Cincinnati Bell	\$67.26
11/2/2017	347,458	PMTRX00011261	Accounts Payable	WSC 37442	Ganesh, Santosh	\$750.00
11/2/2017	347,469	PMTRX00011261	Accounts Payable	2265114	Ideal Supplies Inc	\$177.50
11/2/2017	347,470	PMTRX00011261	Accounts Payable	2265117	Ideal Supplies Inc	\$125.00
11/2/2017	347,471	PMTRX00011261	Accounts Payable	2265121	Ideal Supplies Inc	\$550.00
11/2/2017	347,472	PMTRX00011261	Accounts Payable	2265127	Ideal Supplies Inc	\$165.00
11/2/2017	347,633	PMTRX00011268	Accounts Payable	9603783318	Grainger	\$532.50
11/2/2017	347,634	PMTRX00011268	Accounts Payable	17-2545	Greater Comfort Heating & Air	\$225.00
11/2/2017	347,905	PMTRX00011273	Accounts Payable	656382	A & S Electric Supply, Inc.	\$110.70
11/2/2017	348,471	PMTRX00011284	Accounts Payable	16191	Fastech Alarms &	\$772.86
11/3/2017	346,756	PMTRX00011242	Accounts Payable	110317DEFCOMP	Kentucky State Treasurer	\$5,496.52
11/3/2017	346,757	PMTRX00011242	Accounts Payable	110317DEFLOANS	Kentucky State Treasurer	\$89.68
11/3/2017	347,014	PMCHK00006927	Accounts Payable	92065	A-1 Electric Motor Service	\$460.88
11/3/2017	347,015	PMCHK00006927	Accounts Payable	92066	Abraxis, LLC	\$1,063.00
11/3/2017	347,016	PMCHK00006927	Accounts Payable	92067	Analytical Services Inc	\$1,800.00
11/3/2017	347,017	PMCHK00006927	Accounts Payable	92068	Arts Rental Equipment & Supply	\$31.00
11/3/2017	347,018	PMCHK00006927	Accounts Payable	92069	BestOne, Tire & Service of Mid America, Inc.	\$336.50
11/3/2017	347,019	PMCHK00006927	Accounts Payable	92070	Bray Truck & Parts	\$2,064.00
11/3/2017	347,020	PMCHK00006927	Accounts Payable	92071	Buckeye Power Sales Co., Inc	\$2,804.30
11/3/2017	347,021	PMCHK00006927	Accounts Payable	92072	Burgess & Niple	\$6,400.00
11/3/2017	347,022	PMCHK00006927	Accounts Payable	92073	CDW Government Inc.	\$219.51
11/3/2017	347,023	PMCHK00006927	Accounts Payable	92074	Chemrite, Inc.	\$29,762.10
11/3/2017	347,024	PMCHK00006927	Accounts Payable	92075	Cincinnati Bell	\$1,542.53
11/3/2017	347,025	PMCHK00006927	Accounts Payable	92076	Cincinnati Bell Any Distance	\$100.25
11/3/2017	347,026	PMCHK00006927	Accounts Payable	92077	Cintas #315	\$1,534.60
11/3/2017	347,027	PMCHK00006927	Accounts Payable	92078	Core & Main	\$603.00
11/3/2017	347,028	PMCHK00006927	Accounts Payable	92079	Cottingham True Value	\$49.96
11/3/2017	347,029	PMCHK00006927	Accounts Payable	92080	Crescent Springs Hardware	\$17.97
11/3/2017	347,030	PMCHK00006927	Accounts Payable	92081	Dons Garage Inc	\$1,131.07
11/3/2017	347,031	PMCHK00006927	Accounts Payable	92082	Dove Data Products, Inc.	\$340.00
11/3/2017	347,032	PMCHK00006927	Accounts Payable	92083	Duke Energy	\$7,699.06
11/3/2017	347,033	PMCHK00006927	Accounts Payable	92084	E & H Integrated Systems	\$230.50
11/3/2017	347,034	PMCHK00006927	Accounts Payable	92085	Equipment Depot	\$90.50
11/3/2017	347,035	PMCHK00006927	Accounts Payable	92086	EyeMed	\$1,330.00
11/3/2017	347,036	PMCHK00006927	Accounts Payable	92087	Fastenal Company	\$1,532.26
11/3/2017	347,037	PMCHK00006927	Accounts Payable	92088	Fastech Alarms &	\$75.00
11/3/2017	347,038	PMCHK00006927	Accounts Payable	92089	Federal Express	\$41.10
11/3/2017	347,039	PMCHK00006927	Accounts Payable	92090	Ferguson Waterworks	\$3,897.00
11/3/2017	347,040	PMCHK00006927	Accounts Payable	92091	Fisher Scientific	\$45.41
11/3/2017	347,041	PMCHK00006927	Accounts Payable	92092	Fischer, Eric	\$91.49
11/3/2017	347,042	PMCHK00006927	Accounts Payable	92093	Florence Winnelson Co	\$2,180.00
11/3/2017	347,043	PMCHK00006927	Accounts Payable	92094	Florence Winwater Works	\$18,118.25
11/3/2017	347,044	PMCHK00006927	Accounts Payable	92095	Fortiline, Inc.	\$2,713.96

N Ky Water District

11/3/2017	347,045	PMCHK00006927	Accounts Payable	92096	Fouser Environmental Services	\$550.00	
11/3/2017	347,046	PMCHK00006927	Accounts Payable	92097	Frost Brown Todd LLC	\$62,991.19	
11/3/2017	347,047	PMCHK00006927	Accounts Payable	92098	General Foundries, Inc.	\$875.00	
11/3/2017	347,048	PMCHK00006927	Accounts Payable	92099	GetGo, Inc	\$1,320.00	
11/3/2017	347,049	PMCHK00006927	Accounts Payable	92100	Grainger	\$196.65	
11/3/2017	347,050	PMCHK00006927	Accounts Payable	92101	Hach Company	\$1,754.29	
11/3/2017	347,051	PMCHK00006927	Accounts Payable	92102	Hall's Paving & Sealing, Inc.	\$6,316.84	
11/3/2017	347,052	PMCHK00006927	Accounts Payable	92103	Harper Oil Products Inc	\$1,430.57	
11/3/2017	347,053	PMCHK00006927	Accounts Payable	92104	Human Resource Profile Inc	\$128.00	
11/3/2017	347,054	PMCHK00006927	Accounts Payable	92105	Ideal Supplies Inc	\$4,097.50	
11/3/2017	347,055	PMCHK00006927	Accounts Payable	92106	Imbus Roofing Co. Inc.	\$722.60	
11/3/2017	347,056	PMCHK00006927	Accounts Payable	92107	Kemper Inc Richard G	\$322.62	
11/3/2017	347,057	PMCHK00006927	Accounts Payable	92108	KEMI	\$200.00	
11/3/2017	347,058	PMCHK00006927	Accounts Payable	92109	Kemira Water Solutions, Inc.	\$4,827.55	
11/3/2017	347,059	PMCHK00006927	Accounts Payable	92110	Kens Crescent Springs Service	\$315.00	
11/3/2017	347,060	PMCHK00006927	Accounts Payable	92111	KOI Enterprises, Inc	\$85.32	
11/3/2017	347,061	PMCHK00006927	Accounts Payable	92112	Len Riegler Blacktop, Inc.	\$24,069.00	
11/3/2017	347,062	PMCHK00006927	Accounts Payable	92113	Lincoln National Life Insurance Co.	\$710.35	
11/3/2017	347,063	PMCHK00006927	Accounts Payable	92114	Lowe's	\$460.75	
11/3/2017	347,064	PMCHK00006927	Accounts Payable	92115	Matheson Tri-Gas, Inc.	\$808.96	
11/3/2017	347,065	PMCHK00006927	Accounts Payable	92116	Minuteman/Design Press	\$325.00	
11/3/2017	347,066	PMCHK00006927	Accounts Payable	92117	Mobilcomm Inc.	\$1,635.00	
11/3/2017	347,067	PMCHK00006927	Accounts Payable	92118	New Net Technologies LLC	\$5,999.00	
11/3/2017	347,068	PMCHK00006927	Accounts Payable	92119	Orr Safety Corporation	\$1,881.94	
11/3/2017	347,069	PMCHK00006927	Accounts Payable	92120	Owen Electric Cooperative Inc	\$68.19	
11/3/2017	347,070	PMCHK00006927	Accounts Payable	92121	Colleen Medert-Petty Cash	\$127.00	
11/3/2017	347,071	PMCHK00006927	Accounts Payable	92122	Pension Corporation of America	\$4,629.98	
11/3/2017	347,072	PMCHK00006927	Accounts Payable	92123	Phillips Supply Co	\$226.33	
11/3/2017	347,073	PMCHK00006927	Accounts Payable	92124	Plant Trolley, Inc., The	\$177.12	
11/3/2017	347,074	PMCHK00006927	Accounts Payable	92125	Pridestaff Financial	\$2,720.00	
11/3/2017	347,075	PMCHK00006927	Accounts Payable	92126	Randy's Rugged Wear	\$1,679.94	
11/3/2017	347,076	PMCHK00006927	Accounts Payable	92127	RNK Environmental Inc	\$286.00	
11/3/2017	347,077	PMCHK00006927	Accounts Payable	92128	RUMPKE	\$120.00	
11/3/2017	347,078	PMCHK00006927	Accounts Payable	92129	Sanitation District No. 1	\$4,661.48	
11/3/2017	347,079	PMCHK00006927	Accounts Payable	92130	Sanitation District No. 1	\$2,424.33	
11/3/2017	347,080	PMCHK00006927	Accounts Payable	92131	Schmidt Plumbing Inc. E. C.	\$4,029.00	
11/3/2017	347,081	PMCHK00006927	Accounts Payable	92132	Sigma-Aldrich Inc	\$141.00	
11/3/2017	347,082	PMCHK00006927	Accounts Payable	92133	Silco Fire Protection Co	\$3,617.75	
11/3/2017	347,083	PMCHK00006927	Accounts Payable	92134	Staples Advantage	\$179.65	
11/3/2017	347,084	PMCHK00006927	Accounts Payable	92135	Thatcher Chemical of Florida Inc	\$17,680.00	
11/3/2017	347,085	PMCHK00006927	Accounts Payable	92136	Time Warner Cable	\$248.18	
11/3/2017	347,086	PMCHK00006927	Accounts Payable	92137	TrinSoft, LLC	\$2,624.00	
11/3/2017	347,087	PMCHK00006927	Accounts Payable	92138	Agricultural Economics	\$325.00	
11/3/2017	347,088	PMCHK00006927	Accounts Payable	92139	Univar USA Inc.	\$1,360.00	
11/3/2017	347,089	PMCHK00006927	Accounts Payable	92140	USA Bluebook	\$229.57	
11/3/2017	347,090	PMCHK00006927	Accounts Payable	92141	USALCO	\$11,670.20	
11/3/2017	347,091	PMCHK00006927	Accounts Payable	92142	U.S. Crane, Inc.	\$1,800.00	
11/3/2017	347,092	PMCHK00006927	Accounts Payable	92143	Verizon Wireless	\$150.10	
11/3/2017	347,093	PMCHK00006927	Accounts Payable	92144	Viking Supply, Inc	\$2,232.50	
11/3/2017	347,094	PMCHK00006927	Accounts Payable	92145	Wessel Lawncare & Landscaping	\$2,543.36	
11/3/2017	347,095	PMCHK00006927	Accounts Payable	92146	Wildman Corporate Apparel	\$160.12	
11/3/2017	347,097	PMTRX00011251	Accounts Payable	CDL 11/17	Slade, Mark	\$60.00	
11/3/2017	347,243	PMTRX00011256	Accounts Payable	240433	Crescent Springs Hardware	\$1.29	
11/3/2017	347,244	PMTRX00011256	Accounts Payable	240444	Crescent Springs Hardware	\$7.00	
11/3/2017	347,272	RECVG00002293	Accounts Payable	RCT0000010037	Utility Sales Agency	\$1,101.00	
11/3/2017	347,289	PMTRX00011257	Accounts Payable	DE-400322	Project Resources Group, Inc.	\$3,803.04	
11/3/2017	347,299	PMTRX00011257	Accounts Payable	1252173	USALCO	\$5,925.96	
11/3/2017	347,419	PMTRX00011260	Accounts Payable	WSC 37392	Armstrong, Tamra	\$900.00	
11/3/2017	347,441	PMTRX00011260	Accounts Payable	4002248477	Cintas #315	\$56.30	
11/3/2017	347,449	PMTRX00011260	Accounts Payable	96300067201 11/17	Duke Energy	\$56.62	
11/3/2017	347,450	PMTRX00011260	Accounts Payable	53503889010 11/17	Duke Energy	\$361.99	
11/3/2017	347,459	PMTRX00011261	Accounts Payable	9605068148	Grainger	\$439.04	
11/3/2017	347,460	PMTRX00011261	Accounts Payable	9605068155	Grainger	\$130.68	

11/3/2017	347,462	PMTRX00011261	Accounts Payable	413933	Hall's Paving & Sealing, Inc.	\$1,884.80			
11/3/2017	347,466	PMTRX00011261	Accounts Payable	2265162	Ideal Supplies Inc	\$302.50			
11/3/2017	347,467	PMTRX00011261	Accounts Payable	2265141	Ideal Supplies Inc	\$1,745.00			
11/3/2017	347,468	PMTRX00011261	Accounts Payable	2265156	Ideal Supplies Inc	\$105.00			
11/3/2017	347,475	PMTRX00011261	Accounts Payable	S100170664.001	Johnson Electric Supply Co., The	\$317.28			
11/3/2017	347,525	RECVG00002295	Accounts Payable	RCT0000010043	Core & Main	\$14,373.00			
11/3/2017	347,527	RECVG00002295	Accounts Payable	RCT0000010045	Core & Main	\$1,477.00			
11/3/2017	347,532	RECVG00002295	Accounts Payable	RCT0000010050	General Foundries, Inc.	\$700.00			
11/3/2017	347,622	PMTRX00011268	Accounts Payable	18575	Flaig Welding Co Inc	\$250.00			
11/3/2017	347,920	PMTRX00011273	Accounts Payable	240454	Crescent Springs Hardware	\$19.99			
11/3/2017	348,226	PMTRX00011281	Accounts Payable	KRX7772	CDW Government Inc.	\$388.96			
System:	HISTORICAL DETAILED T 10/5/2018		10:45:50 AM	Page:	157	User Date:	10/5/2018	User ID:	skampsen
N Ky Water District									
11/3/2017	348,488	PMTRX00011285	Accounts Payable	12173	Klingenberg's - Covington	\$19.98			
11/3/2017	348,553	PMTRX00011288	Accounts Payable	1.71107E+11	Boone-Kenton Lumber Supply Co.	\$78.14			
11/3/2017	348,557	PMTRX00011288	Accounts Payable	240456	Crescent Springs Hardware	\$64.36			
11/4/2017	347,552	PMTRX00011267	Accounts Payable	32498077	Safeguard Business Systems	\$132.85			
11/4/2017	347,570	PMTRX00011267	Accounts Payable	26695	Waste Resource Management Inc.	\$375.36			
11/4/2017	347,575	PMTRX00011267	Accounts Payable	26694	Waste Resource Management Inc.	\$1,808.00			
11/4/2017	347,675	PMTRX00011269	Accounts Payable	6343941 11/17	Provident Life & Accident Ins.	\$577.75			
11/4/2017	347,685	PMTRX00011269	Accounts Payable	3358659371	Staples Advantage	\$449.62			
11/4/2017	347,686	PMTRX00011269	Accounts Payable	3358659370	Staples Advantage	\$62.90			
11/5/2017	347,586	PMTRX00011268	Accounts Payable	3567220 11/14	Cincinnati Bell	\$71.36			
11/5/2017	347,592	PMTRX00011268	Accounts Payable	3564005 11/17	Cincinnati Bell	\$71.36			
11/5/2017	347,593	PMTRX00011268	Accounts Payable	3561531 11/17	Cincinnati Bell	\$49.31			
11/5/2017	347,594	PMTRX00011268	Accounts Payable	3314325 11/17	Cincinnati Bell	\$67.69			
11/5/2017	347,910	PMTRX00011273	Accounts Payable	301004579	Pridestaff Financial	\$1,360.00			
11/6/2017	347,099	PMCHK00006928	Accounts Payable	92147	Morgeson Jr., Mark	\$302.49			
11/6/2017	347,100	PMCHK00006928	Accounts Payable	92148	Jeff Schuchter	\$128.40			
11/6/2017	347,101	PMCHK00006928	Accounts Payable	92149	Slade, Mark	\$60.00			
11/6/2017	347,241	PMTRX00011256	Accounts Payable	240494	Crescent Springs Hardware	\$7.98			
11/6/2017	347,245	PMTRX00011256	Accounts Payable	9761	Dons Garage Inc	\$115.00			
11/6/2017	347,274	PMTRX00011257	Accounts Payable	WORH-6069	Electric Motor Technologies LLC	\$435.00			
11/6/2017	347,284	PMTRX00011257	Accounts Payable	E05004TPK4	Microsoft	\$182.15			
11/6/2017	347,296	PMTRX00011257	Accounts Payable	107016624	Sumerel Tire Co., Inc., Bob	\$63.99			
11/6/2017	347,320	PMTRX00011258	Accounts Payable	3023433196	IDEXX Distribution, Inc.	\$3,419.32			
11/6/2017	347,324	PMTRX00011258	Accounts Payable	234949	Specialized Plumbing Parts Supply	\$29.45			
11/6/2017	347,446	PMTRX00011260	Accounts Payable	9772	Dons Garage Inc	\$750.83			
11/6/2017	347,500	PMTRX00011263	Accounts Payable	2324925	Lykins Oil Company	\$1,227.14			
11/6/2017	347,501	PMTRX00011263	Accounts Payable	2330149	Lykins Oil Company	\$357.18			
11/6/2017	347,508	PMTRX00011263	Accounts Payable	5121003 11/17	Owen Electric Cooperative Inc	\$10,612.34			
11/6/2017	347,509	PMTRX00011263	Accounts Payable	5121005 11/17	Owen Electric Cooperative Inc	\$501.36			
11/6/2017	347,511	PMTRX00011263	Accounts Payable	REFUND CREDIT 11/17	Reckers, Stephen	\$979.89			
11/6/2017	347,582	PMTRX00011268	Accounts Payable	49314	Bray Truck & Parts	\$235.41			
11/6/2017	347,603	PMTRX00011268	Accounts Payable	89000846202 11/17	Duke Energy	\$10.85			
11/6/2017	347,623	PMTRX00011268	Accounts Payable	9607062636	Grainger	\$44.96			
11/6/2017	347,649	PMTRX00011269	Accounts Payable	2265205	Ideal Supplies Inc	\$315.00			
11/6/2017	347,654	PMTRX00011269	Accounts Payable	MILEAGE 11/6/17	Kampsen, Stacey	\$99.51			
11/6/2017	347,689	PMTRX00011269	Accounts Payable	412621	USA Bluebook	\$234.08			
11/6/2017	347,691	PMTRX00011269	Accounts Payable	343672242	US Bank Equipment Finance	\$1,076.70			
11/6/2017	348,495	PMTRX00011285	Accounts Payable	927403	Lowe's	\$1,432.62			
11/6/2017	348,496	PMTRX00011285	Accounts Payable	950892	Lowe's	\$113.70			
11/6/2017	348,574	PMTRX00011288	Accounts Payable	12195	Klingenberg's - Covington	\$21.61			
11/7/2017	347,128	PMTRX00011252	Accounts Payable	111017DEFLOMPC	Kentucky State Treasurer	\$5,496.52			
11/7/2017	347,129	PMTRX00011252	Accounts Payable	111017DEFLOANS	Kentucky State Treasurer	\$89.68			
11/7/2017	347,130	PMCHK00006929	Accounts Payable	92150	Kentucky State Treasurer	\$5,586.20			
11/7/2017	347,235	PMTRX00011256	Accounts Payable	REIMBURSE CDL 11/17	Bruck Ronald M	\$50.00			
11/7/2017	347,240	PMTRX00011256	Accounts Payable	240499	Crescent Springs Hardware	\$17.98			
11/7/2017	347,242	PMTRX00011256	Accounts Payable	240515	Crescent Springs Hardware	\$34.99			
11/7/2017	347,275	PMTRX00011257	Accounts Payable	REIMBURSE CDL 11/17	Franzen, TJ	\$27.50			
11/7/2017	347,280	PMTRX00011257	Accounts Payable	910249	Lowe's	\$141.76			
11/7/2017	347,285	PMTRX00011257	Accounts Payable	49584561	OFFICETEAM, Specialized Admin. Staffing	\$799.20			
11/7/2017	347,287	PMTRX00011257	Accounts Payable	S2599197.001	Pirtek Reading Road	\$205.00			
11/7/2017	347,297	PMTRX00011257	Accounts Payable	CI-766358	Univar USA Inc.	\$2,779.25			

11/7/2017	347,321	PMTRX00011258	Accounts Payable	AC34764	Kaffenbarger Truck Eqpt. Co.	\$328.23	
11/7/2017	347,485	PMTRX00011263	Accounts Payable	9017567731	Kemira Water Solutions, Inc.	\$4,908.71	
11/7/2017	347,496	PMTRX00011263	Accounts Payable	927507	Lowe's	\$42.61	
11/7/2017	347,497	PMTRX00011263	Accounts Payable	925171	Lowe's	\$43.53	
11/7/2017	347,504	PMTRX00011263	Accounts Payable	REFUND CREDIT 11/17	McEveen, Allison	\$150.43	
11/7/2017	347,563	PMTRX00011267	Accounts Payable	107016642	Sumerel Tire Co., Inc., Bob	\$486.07	
11/7/2017	347,564	PMTRX00011267	Accounts Payable	107016640	Sumerel Tire Co., Inc., Bob	\$510.52	
11/7/2017	347,580	PMTRX00011268	Accounts Payable	17-314035	A & B Deburring Co.	\$130.01	
11/7/2017	347,600	PMTRX00011268	Accounts Payable	31902189010 11/17	Duke Energy	\$125.82	
11/7/2017	347,601	PMTRX00011268	Accounts Payable	24002180010 11/17	Duke Energy	\$66.97	
11/7/2017	347,602	PMTRX00011268	Accounts Payable	36800736026 11/17	Duke Energy	\$858.09	
11/7/2017	347,609	PMTRX00011268	Accounts Payable	36100729029 11/17	Duke Energy	\$6,708.29	
11/7/2017	347,610	PMTRX00011268	Accounts Payable	38200284213 11/17	Duke Energy	\$509.48	
11/7/2017	347,612	PMTRX00011268	Accounts Payable	95603661010 11/17	Duke Energy	\$10.30	
11/7/2017	347,613	PMTRX00011268	Accounts Payable	37603707010 11/17	Duke Energy	\$7.32	
11/7/2017	347,614	PMTRX00011268	Accounts Payable	32203867017 11/17	Duke Energy	\$18.27	
11/7/2017	347,615	PMTRX00011268	Accounts Payable	60702113019 11/17	Duke Energy	\$52,232.05	
11/7/2017	347,616	PMTRX00011268	Accounts Payable	33803662016 11/17	Duke Energy	\$490.33	
11/7/2017	347,617	PMTRX00011268	Accounts Payable	57603707011 11/17	Duke Energy	\$10.53	
11/7/2017	347,624	PMTRX00011268	Accounts Payable	9608253135	Grainger	\$10.71	
11/7/2017	347,625	PMTRX00011268	Accounts Payable	9608253143	Grainger	\$193.32	
11/7/2017	347,630	PMTRX00011268	Accounts Payable	7200170	CBT Company	\$141.36	
11/7/2017	347,639	PMTRX00011268	Accounts Payable	7874142	Fisher Scientific	\$2,573.07	
System:	HISTORICAL DETAILED T 10/5/2018		10:45:50 AM	Page:	158	User Date: 10/5/2018	User ID: skampsen
N Ky Water District							
11/7/2017	347,650	PMTRX00011269	Accounts Payable	2265233	Ideal Supplies Inc	\$335.00	
11/7/2017	347,651	PMTRX00011269	Accounts Payable	2265227	Ideal Supplies Inc	\$210.00	
11/7/2017	347,668	PMTRX00011269	Accounts Payable	99328266	Mine Safety Appliances Co. LLC	\$515.00	
11/7/2017	347,688	PMTRX00011269	Accounts Payable	401660	Ultra Scientific Analytical Solutions	\$680.41	
11/7/2017	348,555	PMTRX00011288	Accounts Payable	240517	Crescent Springs Hardware	\$23.98	
11/7/2017	348,556	PMTRX00011288	Accounts Payable	240512	Crescent Springs Hardware	\$49.97	
11/8/2017	347,309	PMTRX00011258	Accounts Payable	20255605	Environmental Laboratories, Inc.	\$65.00	
11/8/2017	347,310	PMTRX00011258	Accounts Payable	20255607	Environmental Laboratories, Inc.	\$75.00	
11/8/2017	347,328	PMTRX00011258	Accounts Payable	CI-766625	Univar USA Inc.	\$2,776.17	
11/8/2017	347,329	PMTRX00011258	Accounts Payable	CI-766602	Univar USA Inc.	\$1,480.00	
11/8/2017	347,421	PMTRX00011260	Accounts Payable	274734-1	Arts Rental Equipment & Supply	\$19.95	
11/8/2017	347,445	PMTRX00011260	Accounts Payable	17-2967	Dixon Engineering, Inc.	\$2,500.00	
11/8/2017	347,447	PMTRX00011260	Accounts Payable	9809	Dons Garage Inc	\$608.57	
11/8/2017	347,494	PMTRX00011263	Accounts Payable	925292	Lowe's	\$376.12	
11/8/2017	347,495	PMTRX00011263	Accounts Payable	927881	Lowe's	\$208.16	
11/8/2017	347,517	PMTRX00011263	Accounts Payable	2361071	RUMPKE	\$73.37	
11/8/2017	347,529	RECVG00002295	Accounts Payable	RCT0000010047	Florence Winwater Works	\$3,506.93	
11/8/2017	347,557	PMTRX00011267	Accounts Payable	833541	Southeastern Equipment Co Inc	\$7.53	
11/8/2017	347,562	PMTRX00011267	Accounts Payable	107016665	Sumerel Tire Co., Inc., Bob	\$544.34	
11/8/2017	347,565	PMTRX00011267	Accounts Payable	69994	Vertical Systems Elevator	\$256.79	
11/8/2017	347,595	PMTRX00011268	Accounts Payable	4260425 11/17	Cincinnati Bell	\$129.36	
11/8/2017	347,611	PMTRX00011268	Accounts Payable	20102202016 11/17	Duke Energy	\$8.60	
11/8/2017	347,627	PMTRX00011268	Accounts Payable	143930	A & A Safety, Inc	\$731.70	
11/8/2017	347,636	PMTRX00011268	Accounts Payable	5-986-59002	Federal Express	\$49.49	
11/8/2017	347,637	PMTRX00011268	Accounts Payable	5-987-64452	Federal Express	\$37.54	
11/8/2017	347,641	PMTRX00011269	Accounts Payable	2265265	Ideal Supplies Inc	\$140.00	
11/8/2017	347,642	PMTRX00011269	Accounts Payable	2265280	Ideal Supplies Inc	\$270.00	
11/8/2017	347,648	PMTRX00011269	Accounts Payable	2265269	Ideal Supplies Inc	\$55.00	
11/8/2017	347,652	PMTRX00011269	Accounts Payable	2265271	Ideal Supplies Inc	\$220.00	
11/8/2017	347,664	PMTRX00011269	Accounts Payable	925282	Lowe's	\$113.90	
11/8/2017	347,832	PMTRX00011271	Accounts Payable	2265270	Ideal Supplies Inc	\$275.00	
11/8/2017	347,843	PMTRX00011271	Accounts Payable	C0044632135	United Healthcare Insurance	\$255,128.21	
11/8/2017	347,906	PMTRX00011273	Accounts Payable	899516	R & M Welding Products Inc	\$64.59	
11/8/2017	347,919	PMTRX00011273	Accounts Payable	1711-109936	Florence Hardware & Industrial Supply	\$71.42	
11/8/2017	348,167	RECVG00002300	Accounts Payable	RCT0000010072	Wiseway Supply	\$3,804.86	
11/8/2017	348,497	PMTRX00011285	Accounts Payable	927791	Lowe's	\$13.84	
11/8/2017	348,569	PMTRX00011288	Accounts Payable	240538	Crescent Springs Hardware	\$90.10	
11/8/2017	348,575	PMTRX00011288	Accounts Payable	952275	Lowe's	\$115.71	
11/9/2017	347,336	PMCHK00006931	Accounts Payable	92151	Arts Rental Equipment & Supply	\$13.44	

11/9/2017	347,337	PMCHK00006931	Accounts Payable	92152	A & S Electric Supply, Inc.	\$17.78		
11/9/2017	347,338	PMCHK00006931	Accounts Payable	92153	Automationdirect.com, Inc.	\$2,319.00		
11/9/2017	347,339	PMCHK00006931	Accounts Payable	92154	Badger Daylighting Corp.	\$1,675.00		
11/9/2017	347,340	PMCHK00006931	Accounts Payable	92155	B C Engineering Co	\$437.10		
11/9/2017	347,341	PMCHK00006931	Accounts Payable	92156	Best Way Disposal	\$650.26		
11/9/2017	347,342	PMCHK00006931	Accounts Payable	92157	Blue Chip Express & Courier Service	\$200.00		
11/9/2017	347,343	PMCHK00006931	Accounts Payable	92158	Bray Trucking Inc.	\$6,746.95		
11/9/2017	347,344	PMCHK00006931	Accounts Payable	92159	Bray Truck & Parts	\$1,231.99		
11/9/2017	347,345	PMCHK00006931	Accounts Payable	92160	Bruck Ronald M	\$50.00		
11/9/2017	347,346	PMCHK00006931	Accounts Payable	92161	Budget Door of Cincinnati, Inc.	\$1,198.00		
11/9/2017	347,347	PMCHK00006931	Accounts Payable	92162	Calgon Carbon Corporation	\$432,757.00		
11/9/2017	347,348	PMCHK00006931	Accounts Payable	92163	CBT Company	\$194.66		
11/9/2017	347,349	PMCHK00006931	Accounts Payable	92164	Cincinnati Bell	\$245.26		
11/9/2017	347,350	PMCHK00006931	Accounts Payable	92165	City of Cold Spring	\$300.00		
11/9/2017	347,351	PMCHK00006931	Accounts Payable	92166	CPI International	\$639.89		
11/9/2017	347,352	PMCHK00006931	Accounts Payable	92167	Crescent Springs Hardware	\$230.20		
11/9/2017	347,353	PMCHK00006931	Accounts Payable	92168	Dons Garage Inc	\$115.00		
11/9/2017	347,354	PMCHK00006931	Accounts Payable	92169	Duke Energy	\$43,794.75		
11/9/2017	347,355	PMCHK00006931	Accounts Payable	92170	E & H Integrated Systems	\$700.75		
11/9/2017	347,356	PMCHK00006931	Accounts Payable	92171	Electric Motor Technologies LLC	\$435.00		
11/9/2017	347,357	PMCHK00006931	Accounts Payable	92172	Emery, Dallas	\$85.00		
11/9/2017	347,358	PMCHK00006931	Accounts Payable	92173	Environmental Laboratories, Inc.	\$140.00		
11/9/2017	347,359	PMCHK00006931	Accounts Payable	92174	Fastenal Company	\$533.78		
11/9/2017	347,360	PMCHK00006931	Accounts Payable	92175	Flaig Welding Co Inc	\$1,129.37		
11/9/2017	347,361	PMCHK00006931	Accounts Payable	92176	Franzen, TJ	\$27.50		
11/9/2017	347,362	PMCHK00006931	Accounts Payable	92177	Gould Metal Works	\$225.00		
11/9/2017	347,363	PMCHK00006931	Accounts Payable	92178	Grainger	\$415.39		
11/9/2017	347,364	PMCHK00006931	Accounts Payable	92179	Hach Company	\$124.29		
11/9/2017	347,365	PMCHK00006931	Accounts Payable	92180	Harper Oil Products Inc	\$386.13		
11/9/2017	347,366	PMCHK00006931	Accounts Payable	92181	High Purity Standards	\$164.81		
11/9/2017	347,367	PMCHK00006931	Accounts Payable	92182	Hillyard Kentucky	\$87.72		
11/9/2017	347,368	PMCHK00006931	Accounts Payable	92183	Ideal Supplies Inc	\$4,342.50		
11/9/2017	347,369	PMCHK00006931	Accounts Payable	92184	IDEXX Distribution, Inc.	\$3,419.32		
11/9/2017	347,370	PMCHK00006931	Accounts Payable	92185	Independence Lumber & Supply	\$4.97		
11/9/2017	347,371	PMCHK00006931	Accounts Payable	92186	Janell Inc.	\$156.89		
System:	HISTORICAL DETAILED T 10/5/2018		10:45:50 AM	Page:	159	User Date:	10/5/2018	User ID: skampsen
N Ky Water District								
11/9/2017	347,372	PMCHK00006931	Accounts Payable	92187	Kaffenbarger Truck Eqpt. Co.	\$328.23		
11/9/2017	347,373	PMCHK00006931	Accounts Payable	92188	Kemira Water Solutions, Inc.	\$4,957.41		
11/9/2017	347,374	PMCHK00006931	Accounts Payable	92189	KOI Enterprises, Inc	\$18.40		
11/9/2017	347,375	PMCHK00006931	Accounts Payable	92190	Klingenberg's - Covington	\$10.50		
11/9/2017	347,376	PMCHK00006931	Accounts Payable	92191	Kramer, Amy	\$117.00		
11/9/2017	347,377	PMCHK00006931	Accounts Payable	92192	Lawn Systems, Inc.	\$5,999.00		
11/9/2017	347,378	PMCHK00006931	Accounts Payable	92193	Literature Fulfillment Services	\$15,386.98		
11/9/2017	347,379	PMCHK00006931	Accounts Payable	92194	Lowe's	\$448.80		
11/9/2017	347,380	PMCHK00006931	Accounts Payable	92195	Lykins Oil Company	\$2,239.67		
11/9/2017	347,381	PMCHK00006931	Accounts Payable	92196	Mailender Inc.	\$834.45		
11/9/2017	347,382	PMCHK00006931	Accounts Payable	92197	Mark's Garage	\$1,099.20		
11/9/2017	347,383	PMCHK00006931	Accounts Payable	92198	Matheson Tri-Gas, Inc.	\$1,417.43		
11/9/2017	347,384	PMCHK00006931	Accounts Payable	92199	McFarland, Kathleen	\$141.52		
11/9/2017	347,385	PMCHK00006931	Accounts Payable	92200	Microsoft	\$182.15		
11/9/2017	347,386	PMCHK00006931	Accounts Payable	92201	Midwest Bottle Gas Dist. Inc	\$350.98		
11/9/2017	347,387	PMCHK00006931	Accounts Payable	92202	OFFICETEAM, Specialized Admin. Staffing	\$1,598.40		
11/9/2017	347,388	PMCHK00006931	Accounts Payable	92203	Pirtek Reading Road	\$528.38		
11/9/2017	347,389	PMCHK00006931	Accounts Payable	92204	Pridestaff Financial	\$1,354.56		
11/9/2017	347,390	PMCHK00006931	Accounts Payable	92205	Project Resources Group, Inc.	\$3,803.04		
11/9/2017	347,391	PMCHK00006931	Accounts Payable	92206	Res/Comm Security Systems Inc.	\$216.00		
11/9/2017	347,392	PMCHK00006931	Accounts Payable	92207	Richie Trucking	\$1,625.00		
11/9/2017	347,393	PMCHK00006931	Accounts Payable	92208	RUMPKE	\$10.00		
11/9/2017	347,394	PMCHK00006931	Accounts Payable	92209	Sanitation District No. 1	\$55.94		
11/9/2017	347,395	PMCHK00006931	Accounts Payable	92210	Seiter, Megan	\$82.20		
11/9/2017	347,396	PMCHK00006931	Accounts Payable	92211	Silver Grove Motors, Inc.	\$75.00		
11/9/2017	347,397	PMCHK00006931	Accounts Payable	92212	Southeastern Equipment Co Inc	\$1,181.10		
11/9/2017	347,398	PMCHK00006931	Accounts Payable	92213	Specialized Plumbing Parts Supply	\$29.45		

11/9/2017	347,399	PMCHK00006931	Accounts Payable	92214	Staples Advantage	\$166.45			
11/9/2017	347,400	PMCHK00006931	Accounts Payable	92215	Sumerel Tire Co., Inc., Bob	\$187.90			
11/9/2017	347,401	PMCHK00006931	Accounts Payable	92216	Thermo Electron NA LLC	\$4,764.71			
11/9/2017	347,402	PMCHK00006931	Accounts Payable	92217	Univar USA Inc.	\$18,613.85			
11/9/2017	347,403	PMCHK00006931	Accounts Payable	92218	United Healthcare Insurance	\$5.65			
11/9/2017	347,404	PMCHK00006931	Accounts Payable	92219	USALCO	\$5,925.96			
11/9/2017	347,405	PMCHK00006931	Accounts Payable	92220	Utility Sales Agency	\$1,101.00			
11/9/2017	347,406	PMCHK00006931	Accounts Payable	92221	Verizon Wireless	\$7,725.53			
11/9/2017	347,407	PMCHK00006931	Accounts Payable	92222	Viking Supply, Inc	\$198.30			
11/9/2017	347,408	PMCHK00006931	Accounts Payable	92223	Vivial	\$630.80			
11/9/2017	347,409	PMCHK00006931	Accounts Payable	92224	Wex Bank	\$16,202.49			
11/9/2017	347,410	PMCHK00006931	Accounts Payable	92225	Wildman Corporate Apparel	\$9.95			
11/9/2017	347,411	PMCHK00006931	Accounts Payable	92226	Zimmerman, Joseph	\$396.95			
11/9/2017	347,420	PMTRX00011260	Accounts Payable	274996-1	Arts Rental Equipment & Supply		\$79.80		
11/9/2017	347,423	PMTRX00011260	Accounts Payable	WSC 37232	Bauman, Robert		\$1,100.00		
11/9/2017	347,453	PMTRX00011261	Accounts Payable	REFUND CREDIT 11/17	Essenmacher, Dan		\$64.51		
11/9/2017	347,487	PMTRX00011263	Accounts Payable	595755-001	Kentucky FluidAir		\$20.09		
11/9/2017	347,488	PMTRX00011263	Accounts Payable	595756-001	Kentucky FluidAir		\$18.11		
11/9/2017	347,506	PMTRX00011263	Accounts Payable	REFUND CREDIT 11/17	Newman, Lawrence		\$9.78		
11/9/2017	347,558	PMTRX00011267	Accounts Payable	9151028	Southern States		\$12.07		
11/9/2017	347,583	PMTRX00011268	Accounts Payable	PSV131471	Buckeye Power Sales Co., Inc		\$13,020.00		
11/9/2017	347,605	PMTRX00011268	Accounts Payable	8200284217 11/17	Duke Energy		\$50.31		
11/9/2017	347,606	PMTRX00011268	Accounts Payable	40502120028 11/17	Duke Energy		\$223.82		
11/9/2017	347,607	PMTRX00011268	Accounts Payable	52800530202 11/17	Duke Energy		\$24.81		
11/9/2017	347,608	PMTRX00011268	Accounts Payable	71100846203 11/17	Duke Energy		\$14.41		
11/9/2017	347,618	PMTRX00011268	Accounts Payable	30200530205 11/17	Duke Energy		\$7.73		
11/9/2017	347,619	PMTRX00011268	Accounts Payable	54000843205 11/17	Duke Energy		\$15.45		
11/9/2017	347,620	PMTRX00011268	Accounts Payable	43500863200 11/17	Duke Energy		\$1,570.95		
11/9/2017	347,640	PMTRX00011268	Accounts Payable	8203905	Fisher Scientific		\$108.85		
11/9/2017	347,643	PMTRX00011269	Accounts Payable	2265306	Ideal Supplies Inc		\$195.00		
11/9/2017	347,644	PMTRX00011269	Accounts Payable	2265333	Ideal Supplies Inc		\$180.00		
11/9/2017	347,645	PMTRX00011269	Accounts Payable	2265331	Ideal Supplies Inc		\$180.00		
11/9/2017	347,657	PMTRX00011269	Accounts Payable	743-117458	KOI Enterprises, Inc		\$1.80		
11/9/2017	347,662	PMTRX00011269	Accounts Payable	950965	Lowe's		\$81.67		
11/9/2017	347,684	PMTRX00011269	Accounts Payable	543245484	Sigma-Aldrich Inc		\$144.78		
11/9/2017	347,904	PMTRX00011273	Accounts Payable	CI-766754	Univar USA Inc.		\$5,209.87		
11/9/2017	347,917	PMTRX00011273	Accounts Payable	MTG 11/09/17	No Ky Public Works Association		\$8.00		
11/9/2017	347,936	PMTRX00011274	Accounts Payable	9611284267	Grainger		\$299.93		
11/9/2017	347,937	PMTRX00011274	Accounts Payable	9611525149	Grainger		\$508.06		
11/9/2017	347,940	PMTRX00011274	Accounts Payable	9611525164	Grainger		\$508.06		
11/9/2017	348,474	PMTRX00011284	Accounts Payable	9611525156	Grainger		\$96.45		
11/9/2017	348,482	PMTRX00011284	Accounts Payable	S100171520.001	Johnson Electric Supply Co., The		\$7.29		
11/9/2017	348,565	PMTRX00011288	Accounts Payable	FWC7783	Fairway Crossing Condos		\$185.00		
11/10/2017	347,426	PMTRX00011260	Accounts Payable	8028474	BestOne, Tire & Service of Mid America, Inc.		\$255.57		
11/10/2017	347,427	PMTRX00011260	Accounts Payable	MILEAGE 07-11,2017	Boden, Deanna		\$309.23		
11/10/2017	347,428	PMTRX00011260	Accounts Payable	REFUND CREDIT 11/17	Bramlage, Emily		\$59.71		
11/10/2017	347,429	PMTRX00011260	Accounts Payable	REFUND CREDIT 11/17	Canfield, Sheryl		\$88.55		
System:	HISTORICAL DETAILED T 10/5/2018		10:45:50 AM	Page:	160	User Date:	10/5/2018	User ID:	skampsen
N Ky Water District									
11/10/2017	347,430	PMTRX00011260	Accounts Payable	REFUND CREDIT 11/17	Caudill, Michelle		\$12.70		
11/10/2017	347,438	PMTRX00011260	Accounts Payable	4002350263	Cintas #315		\$651.52		
11/10/2017	347,448	PMTRX00011260	Accounts Payable	REFUND CREDIT 11/17	Dreiling, Noelle		\$2.52		
11/10/2017	347,451	PMTRX00011260	Accounts Payable	REFUND CREDIT 11/17	Durham, Chris		\$77.26		
11/10/2017	347,455	PMTRX00011261	Accounts Payable	REFUND CREDIT 11/17	Fields, Keith		\$13.85		
11/10/2017	347,464	PMTRX00011261	Accounts Payable	REFUND CREDIT 11/17	Hall Jr., Robert		\$52.11		
11/10/2017	347,465	PMTRX00011261	Accounts Payable	REFUND CREDIT 11/17	Hartman, Brian		\$30.87		
11/10/2017	347,474	PMTRX00011261	Accounts Payable	REFUND CREDIT 11/17	Ison, Samantha		\$47.78		
11/10/2017	347,476	PMTRX00011261	Accounts Payable	REFUND CREDIT 11/17	Justice, Raenon		\$3.61		
11/10/2017	347,489	PMTRX00011263	Accounts Payable	REFUND CREDIT 11/17	Kinnett, Alice		\$53.78		
11/10/2017	347,491	PMTRX00011263	Accounts Payable	REFUND CREDIT 11/17	Knew Day LLC		\$91.02		
11/10/2017	347,492	PMTRX00011263	Accounts Payable	REFUND CREDIT 11/17	Koester, Kenneth		\$29.35		
11/10/2017	347,493	PMTRX00011263	Accounts Payable	REFUND CREDIT 11/17	Lahrman, Paul		\$98.82		
11/10/2017	347,502	PMTRX00011263	Accounts Payable	REFUND CREDIT 11/17	Mayhaus, Colleen		\$77.09		
11/10/2017	347,503	PMTRX00011263	Accounts Payable	REFUND CREDIT 11/17	McClure, Meggan		\$34.73		

11/10/2017	347,505	PMTRX00011263	Accounts Payable	REFUND CREDIT 11/17	McFall, Raymond	\$96.00	
11/10/2017	347,507	PMTRX00011263	Accounts Payable	REFUND CREDIT 11/17	Oden, Ruth	\$44.50	
11/10/2017	347,513	PMTRX00011263	Accounts Payable	REFUND CREDIT 11/17	Rizzo, Justin	\$74.63	
11/10/2017	347,515	PMTRX00011263	Accounts Payable	REFUND CREDIT 11/17	Roehm, Tim	\$125.97	
11/10/2017	347,516	PMTRX00011263	Accounts Payable	REFUND CREDIT 11/17	Roller, Michael	\$64.76	
11/10/2017	347,523	RECVG00002295	Accounts Payable	RCT0000010041	Core & Main	\$280.25	
11/10/2017	347,533	RECVG00002295	Accounts Payable	RCT0000010051	Core & Main	\$10,579.00	
11/10/2017	347,556	PMTRX00011267	Accounts Payable	REFUND CREDIT 11/17	Smiddy, Diana	\$72.33	
11/10/2017	347,566	PMTRX00011267	Accounts Payable	4621	Victory Battery Co.	\$795.80	
11/10/2017	347,567	PMTRX00011267	Accounts Payable	REFUND CREDIT 11/17	Visse, Craig	\$28.39	
11/10/2017	347,576	PMTRX00011267	Accounts Payable	REFUND CREDIT 11/17	Wood, Katherine	\$64.00	
11/10/2017	347,579	RECVG00002297	Accounts Payable	RCT0000010056	Viking Supply, Inc	\$198.30	
11/10/2017	347,587	PMTRX00011268	Accounts Payable	2615788 11/17	Cincinnati Bell	\$65.81	
11/10/2017	347,588	PMTRX00011268	Accounts Payable	5724798 11/17	Cincinnati Bell	\$272.73	
11/10/2017	347,589	PMTRX00011268	Accounts Payable	2611750 11/17	Cincinnati Bell	\$67.73	
11/10/2017	347,590	PMTRX00011268	Accounts Payable	2616778 11/17	Cincinnati Bell	\$65.81	
11/10/2017	347,591	PMTRX00011268	Accounts Payable	4310282 11/17	Cincinnati Bell	\$298.34	
11/10/2017	347,604	PMTRX00011268	Accounts Payable	4403644019 11/17	Duke Energy	\$38.83	
11/10/2017	347,621	PMTRX00011268	Accounts Payable	64491	Dupont Inc	\$130.00	
11/10/2017	347,631	PMTRX00011268	Accounts Payable	7202936	CBT Company	\$104.09	
11/10/2017	347,632	PMTRX00011268	Accounts Payable	KT7147	CDW Government Inc.	\$173.18	
11/10/2017	347,646	PMTRX00011269	Accounts Payable	2265368	Ideal Supplies Inc	\$190.00	
11/10/2017	347,647	PMTRX00011269	Accounts Payable	2265380	Ideal Supplies Inc	\$300.00	
11/10/2017	347,658	PMTRX00011269	Accounts Payable	743-117507	KOI Enterprises, Inc	\$70.96	
11/10/2017	347,665	PMTRX00011269	Accounts Payable	925499	Lowe's	\$28.90	
11/10/2017	347,687	PMTRX00011269	Accounts Payable	169013	Temco Inc.	\$860.50	
11/10/2017	347,840	PMTRX00011271	Accounts Payable	112117	Randy's Rugged Wear	\$2,376.60	
11/10/2017	347,912	PMTRX00011273	Accounts Payable	38608706	Trane U.S., Inc.	\$2,010.00	
11/10/2017	347,954	RECVG00002298	Accounts Payable	RCT0000010061	Accelerated Technology Lab Inc	\$495.00	
11/10/2017	348,159	RECVG00002300	Accounts Payable	RCT0000010064	Florence Winwater Works	\$6,918.10	
11/10/2017	348,161	RECVG00002300	Accounts Payable	RCT0000010066	Florence Winwater Works	\$165.48	
11/10/2017	348,165	RECVG00002300	Accounts Payable	RCT0000010070	Viking Supply, Inc	\$156.40	
11/10/2017	348,476	PMTRX00011284	Accounts Payable	9612481573	Grainger	\$333.03	
11/10/2017	348,493	PMTRX00011285	Accounts Payable	909847	Lowe's	\$55.26	
11/11/2017	347,677	PMTRX00011269	Accounts Payable	3158053737002 11/17	Sanitation District No. 1	\$1,310.65	
11/11/2017	347,678	PMTRX00011269	Accounts Payable	3156059150000 11/17	Sanitation District No. 1	\$16.63	
11/11/2017	347,679	PMTRX00011269	Accounts Payable	3182091200000 11/17	Sanitation District No. 1	\$1,441.38	
11/11/2017	347,680	PMTRX00011269	Accounts Payable	3138056050000 11/17	Sanitation District No. 1	\$49.90	
11/11/2017	347,681	PMTRX00011269	Accounts Payable	3182090000000 11/17	Sanitation District No. 1	\$1,232.83	
11/11/2017	347,682	PMTRX00011269	Accounts Payable	3182090100000 11/17	Sanitation District No. 1	\$46.38	
11/11/2017	347,683	PMTRX00011269	Accounts Payable	3182091000003 11/17	Sanitation District No. 1	\$15.12	
11/11/2017	347,839	PMTRX00011271	Accounts Payable	110917	Randy's Rugged Wear	\$1,195.95	
11/11/2017	347,842	PMTRX00011271	Accounts Payable	NKWSDBL633284 12/17	Lincoln National Life Insurance Co.	\$5,501.28	
11/11/2017	348,087	PMTRX00011276	Accounts Payable	3359271641	Staples Advantage	\$122.14	
11/11/2017	348,088	PMTRX00011276	Accounts Payable	3359271643	Staples Advantage	\$417.78	
11/11/2017	348,089	PMTRX00011276	Accounts Payable	3359271644	Staples Advantage	\$61.70	
11/11/2017	348,090	PMTRX00011276	Accounts Payable	3359271645	Staples Advantage	\$77.90	
11/11/2017	348,091	PMTRX00011276	Accounts Payable	3359271647	Staples Advantage	\$288.56	
11/11/2017	348,191	PMTRX00011279	Accounts Payable	26716	Waste Resource Management Inc.	\$797.44	
11/11/2017	348,192	PMTRX00011279	Accounts Payable	26717	Waste Resource Management Inc.	\$1,065.28	
11/12/2017	347,909	PMTRX00011273	Accounts Payable	301007410	Pridestaff Financial	\$1,360.00	
11/13/2017	347,584	PMTRX00011268	Accounts Payable	KTP6065	CDW Government Inc.	\$325.07	
11/13/2017	347,629	PMTRX00011268	Accounts Payable	7203604	CBT Company	\$769.23	
11/13/2017	347,638	PMTRX00011268	Accounts Payable	8771622	Fisher Scientific	\$474.09	
11/13/2017	347,656	PMTRX00011269	Accounts Payable	360531	Kemper Inc Richard G	\$46.92	
11/13/2017	347,690	PMTRX00011269	Accounts Payable	1252918	USALCO	\$5,937.76	
11/13/2017	347,831	PMTRX00011271	Accounts Payable	16128	Greko Supply Company	\$934.00	
11/13/2017	347,854	PMTRX00011272	Accounts Payable	9300832200 11/17	Duke Energy	\$44.08	
11/13/2017	347,855	PMTRX00011272	Accounts Payable	97600131200 11/17	Duke Energy	\$9.46	
System:	HISTORICAL DETAILED T 10/5/2018		10:45:50 AM	Page:	161	User Date: 10/5/2018	User ID: skampsen
N Ky Water District							
11/13/2017	347,859	PMTRX00011272	Accounts Payable	208371000007 11/17	Sanitation District No. 1	\$31.75	
11/13/2017	347,914	PMTRX00011273	Accounts Payable	9614462969	Grainger	\$532.50	
11/13/2017	347,915	PMTRX00011273	Accounts Payable	9613763003	Grainger	\$483.31	

11/13/2017	347,921	PMTRX00011273	Accounts Payable	115660	Geotechnology Inc.		\$1,335.00
11/13/2017	347,931	PMTRX00011274	Accounts Payable	2331324	Lykins Oil Company		\$1,406.36
11/13/2017	348,136	PMTRX00011277	Accounts Payable	2265412	Ideal Supplies Inc		\$645.00
11/13/2017	348,137	PMTRX00011277	Accounts Payable	2265409	Ideal Supplies Inc		\$305.00
11/13/2017	348,138	PMTRX00011277	Accounts Payable	2265408	Ideal Supplies Inc		\$600.00
11/13/2017	348,139	PMTRX00011277	Accounts Payable	2265432	Ideal Supplies Inc		\$240.00
11/13/2017	348,140	PMTRX00011277	Accounts Payable	2265431	Ideal Supplies Inc		\$300.00
11/13/2017	348,477	PMTRX00011284	Accounts Payable	9301010514	Graybar Electric Co Inc		\$142.27
11/14/2017	347,530	RECVG00002295	Accounts Payable	RCT0000010048	Ferguson Waterworks		\$949.05
11/14/2017	347,626	PMTRX00011268	Accounts Payable	602773438	Hillyard Kentucky		\$678.28
11/14/2017	347,659	PMTRX00011269	Accounts Payable	767-016653	KOI Enterprises, Inc		\$116.79
11/14/2017	347,667	PMTRX00011269	Accounts Payable	383123	Minuteman/Design Press		\$520.00
11/14/2017	347,850	PMTRX00011272	Accounts Payable	37103690014 11/17	Duke Energy		\$10.61
11/14/2017	347,856	PMTRX00011272	Accounts Payable	115850401 11/17	Time Warner Cable		\$110.00
11/14/2017	347,860	PMTRX00011272	Accounts Payable	4411013 11/17	Cincinnati Bell		\$112.23
11/14/2017	347,861	PMTRX00011272	Accounts Payable	4411893 11/17	Cincinnati Bell		\$219.76
11/14/2017	347,862	PMTRX00011272	Accounts Payable	4413118 11/17	Cincinnati Bell		\$65.81
11/14/2017	347,863	PMTRX00011272	Accounts Payable	4413130 11/17	Cincinnati Bell		\$67.73
11/14/2017	347,864	PMTRX00011272	Accounts Payable	4413805 11/17	Cincinnati Bell		\$112.23
11/14/2017	347,865	PMTRX00011272	Accounts Payable	4414090 11/17	Cincinnati Bell		\$407.18
11/14/2017	347,866	PMTRX00011272	Accounts Payable	4419432 11/17	Cincinnati Bell		\$135.47
11/14/2017	347,867	PMTRX00011272	Accounts Payable	4419198 11/17	Cincinnati Bell		\$174.46
11/14/2017	347,868	PMTRX00011272	Accounts Payable	4410482 11/17	Cincinnati Bell		\$562.26
11/14/2017	347,869	PMTRX00011272	Accounts Payable	4410675 11/17	Cincinnati Bell		\$176.83
11/14/2017	347,870	PMTRX00011272	Accounts Payable	4410815 11/17	Cincinnati Bell		\$204.11
11/14/2017	347,871	PMTRX00011272	Accounts Payable	4410896 11/17	Cincinnati Bell		\$61.47
11/14/2017	347,903	PMTRX00011273	Accounts Payable	9614961549	Grainger		\$564.44
11/14/2017	347,922	PMTRX00011273	Accounts Payable	6065	B C Engineering Co		\$325.60
11/14/2017	347,926	PMTRX00011274	Accounts Payable	170721-1	CT Consultants		\$3,900.00
11/14/2017	347,933	PMTRX00011274	Accounts Payable	4002398471	Cintas #315		\$569.29
11/14/2017	347,935	PMTRX00011274	Accounts Payable	96148042525	Grainger		\$215.85
11/14/2017	347,938	PMTRX00011274	Accounts Payable	9614804541	Grainger	\$508.06	
11/14/2017	347,939	PMTRX00011274	Accounts Payable	9614804533	Grainger	\$508.06	
11/14/2017	347,950	RECVG00002298	Accounts Payable	RCT0000010057	Viking Supply, Inc		\$2,732.24
11/14/2017	348,094	PMTRX00011276	Accounts Payable	419147	USA Bluebook		\$369.61
11/14/2017	348,130	PMTRX00011277	Accounts Payable	2265445	Ideal Supplies Inc		\$225.00
11/14/2017	348,152	PMTRX00011277	Accounts Payable	REFUND CREDIT 11/17	PLP Properties		\$124.31
11/14/2017	348,234	PMTRX00011281	Accounts Payable	743-117857	KOI Enterprises, Inc		\$36.61
11/14/2017	348,494	PMTRX00011285	Accounts Payable	927103	Lowe's		\$9.43
11/15/2017	347,477	PMTRX00011262	Accounts Payable	111717DEFCOMP	Kentucky State Treasurer		\$5,441.56
11/15/2017	347,478	PMTRX00011262	Accounts Payable	111717DEFLOANS	Kentucky State Treasurer		\$89.68
11/15/2017	347,479	PMCHK00006932	Accounts Payable	92227	Kentucky State Treasurer	\$5,531.24	
11/15/2017	347,481	PMVVPY00001037	Accounts Payable	92227	Kentucky State Treasurer		\$5,531.24
11/15/2017	347,482	PMVVR00001348	Accounts Payable	111717DEFCOMP	Kentucky State Treasurer	\$5,441.56	
11/15/2017	347,483	PMVVR00001348	Accounts Payable	111717DEFLOANS	Kentucky State Treasurer	\$89.68	
11/15/2017	347,518	PMTRX00011264	Accounts Payable	111717DEFCOMP.	Kentucky State Treasurer		\$5,506.52
11/15/2017	347,519	PMTRX00011264	Accounts Payable	111717DEFLOANS.	Kentucky State Treasurer		\$89.68
11/15/2017	347,520	PMCHK00006933	Accounts Payable	92228	Kentucky State Treasurer	\$5,596.20	
11/15/2017	347,596	PMTRX00011268	Accounts Payable	MILEAGE 02-05,2017	Cook, Sherril		\$20.33
11/15/2017	347,597	PMTRX00011268	Accounts Payable	240716	Crescent Springs Hardware		\$24.98
11/15/2017	347,598	PMTRX00011268	Accounts Payable	INV044456	Data Strategy		\$549.10
11/15/2017	347,655	PMTRX00011269	Accounts Payable	MILEAGE 08-11,2017	Kampsen, Stacey		\$24.61
11/15/2017	347,837	PMTRX00011271	Accounts Payable	869000	AccuStandard, Inc.		\$78.59
11/15/2017	347,838	PMTRX00011271	Accounts Payable	869030	AccuStandard, Inc.		\$842.56
11/15/2017	347,845	PMTRX00011272	Accounts Payable	76203669018 11/17	Duke Energy		\$158.71
11/15/2017	347,846	PMTRX00011272	Accounts Payable	55002055014 11/17	Duke Energy		\$2,470.52
11/15/2017	347,847	PMTRX00011272	Accounts Payable	98003659011 11/17	Duke Energy		\$858.15
11/15/2017	347,851	PMTRX00011272	Accounts Payable	30800678010 11/17	Duke Energy		\$19,014.00
11/15/2017	347,852	PMTRX00011272	Accounts Payable	13300564210 11/17	Duke Energy		\$24.49
11/15/2017	347,853	PMTRX00011272	Accounts Payable	74300342209 11/17	Duke Energy		\$650.38
11/15/2017	347,857	PMTRX00011272	Accounts Payable	5121001 11/17	Owen Electric Cooperative Inc		\$37.02
11/15/2017	347,858	PMTRX00011272	Accounts Payable	5121000 11/17	Owen Electric Cooperative Inc		\$74.92
11/15/2017	347,907	PMTRX00011273	Accounts Payable	PINV296629	Supply Post Business Products		\$135.18
11/15/2017	347,913	PMTRX00011273	Accounts Payable	9017568599	Kemira Water Solutions, Inc.		\$4,967.15



11/15/2017	347,918	PMTRX00011273	Accounts Payable	413934	Hall's Paving & Sealing, Inc.	\$3,636.60	
11/15/2017	347,930	PMTRX00011274	Accounts Payable	239345	E & H Integrated Systems	\$504.50	
11/15/2017	347,932	PMTRX00011274	Accounts Payable	4002398211	Cintas #315	\$276.53	
11/15/2017	348,129	PMTRX00011277	Accounts Payable	HRP-0000117875	Human Resource Profile Inc	\$50.00	
11/15/2017	348,145	PMTRX00011277	Accounts Payable	2265496	Ideal Supplies Inc	\$180.00	
11/15/2017	348,146	PMTRX00011277	Accounts Payable	2265513	Ideal Supplies Inc	\$180.00	
11/15/2017	348,147	PMTRX00011277	Accounts Payable	2265512	Ideal Supplies Inc	\$150.00	
System:	HISTORICAL DETAILED T 10/5/2018		10:45:50 AM	Page:	162	User Date:	10/5/2018
N Ky Water District						User ID:	skampsen
11/15/2017	348,227	PMTRX00011281	Accounts Payable	9886	Dons Garage Inc	\$254.92	
11/15/2017	348,229	PMTRX00011281	Accounts Payable	9887	Dons Garage Inc	\$65.00	
11/15/2017	348,233	PMTRX00011281	Accounts Payable	733-502365	KOI Enterprises, Inc	\$281.02	
11/15/2017	348,242	PMTRX00011281	Accounts Payable	107016767	Sumerel Tire Co., Inc., Bob	\$453.08	
11/15/2017	348,470	PMTRX00011284	Accounts Payable	16247	Fastech Alarms &	\$545.00	
11/16/2017	347,522	PMCHK00006934	Accounts Payable	92229	Fifth Third Bank-Visa	\$2,464.14	
11/16/2017	347,578	RECVG00002297	Accounts Payable	RCT0000010055	Core & Main	\$1,128.00	
11/16/2017	347,833	PMTRX00011271	Accounts Payable	WSC 37490	Lunsford Custom Homes	\$750.00	
11/16/2017	347,834	PMTRX00011271	Accounts Payable	900	Rye Engineering PLC	\$26,325.00	
11/16/2017	347,844	PMTRX00011271	Accounts Payable	350861457	Humana Dental Ins. Co.	\$1,000.10	
11/16/2017	347,848	PMTRX00011272	Accounts Payable	92203548011 11/17	Duke Energy	\$49.49	
11/16/2017	347,849	PMTRX00011272	Accounts Payable	16503714012 11/17	Duke Energy	\$7.73	
11/16/2017	347,872	PMTRX00011272	Accounts Payable	4410813 11/17	Cincinnati Bell	\$69.18	
11/16/2017	347,916	PMTRX00011273	Accounts Payable	44049	Quinn Electric Corp.	\$475.00	
11/16/2017	347,923	PMTRX00011273	Accounts Payable	S170103.001	Pirtek Reading Road	\$1,267.80	
11/16/2017	347,934	PMTRX00011274	Accounts Payable	KYERL233449	Fastenal Company	\$154.43	
11/16/2017	347,953	RECVG00002298	Accounts Payable	RCT0000010060	Core & Main	\$360.00	
11/16/2017	348,069	PMTRX00011276	Accounts Payable	21100162200 11/17	Duke Energy	\$7.73	
11/16/2017	348,131	PMTRX00011277	Accounts Payable	2265540	Ideal Supplies Inc	\$180.00	
11/16/2017	348,148	PMTRX00011277	Accounts Payable	2265543	Ideal Supplies Inc	\$180.00	
11/16/2017	348,243	PMTRX00011281	Accounts Payable	107016785	Sumerel Tire Co., Inc., Bob	\$501.13	
11/16/2017	348,247	PMTRX00011281	Accounts Payable	169079	Temco Inc.	\$627.31	
11/17/2017	347,635	PMTRX00011268	Accounts Payable	DAMAGES 11/17	Ethos Laboratories	\$2,305.16	
11/17/2017	347,692	PMCHK00006937	Accounts Payable	92230	A-1 Electric Motor Service	\$272.49	
11/17/2017	347,693	PMCHK00006937	Accounts Payable	92231	A & A Safety, Inc	\$731.70	
11/17/2017	347,694	PMCHK00006937	Accounts Payable	92232	A & B Deburring Co.	\$130.01	
11/17/2017	347,695	PMCHK00006937	Accounts Payable	92233	Armstrong, Tamra	\$900.00	
11/17/2017	347,696	PMCHK00006937	Accounts Payable	92234	Arts Rental Equipment & Supply	\$99.75	
11/17/2017	347,697	PMCHK00006937	Accounts Payable	92235	Badger Daylighting Corp.	\$2,475.00	
11/17/2017	347,698	PMCHK00006937	Accounts Payable	92236	Badger Meter, Inc	\$81.00	
11/17/2017	347,699	PMCHK00006937	Accounts Payable	92237	Bauman, Robert	\$1,100.00	
11/17/2017	347,700	PMCHK00006937	Accounts Payable	92238	B C Engineering Co	\$489.00	
11/17/2017	347,701	PMCHK00006937	Accounts Payable	92239	Becknell-Coghill Inc	\$14,184.98	
11/17/2017	347,702	PMCHK00006937	Accounts Payable	92240	BestOne, Tire & Service of Mid America, Inc.	\$255.57	
11/17/2017	347,703	PMCHK00006937	Accounts Payable	92241	Boden, Deanna	\$309.23	
11/17/2017	347,704	PMCHK00006937	Accounts Payable	92242	Bray Truck & Parts	\$235.41	
11/17/2017	347,705	PMCHK00006937	Accounts Payable	92243	Bramlage, Emily	\$59.71	
11/17/2017	347,706	PMCHK00006937	Accounts Payable	92244	Buckeye Power Sales Co., Inc	\$13,020.00	
11/17/2017	347,707	PMCHK00006937	Accounts Payable	92245	Canfield, Sheryl	\$88.55	
11/17/2017	347,708	PMCHK00006937	Accounts Payable	92246	Caudill, Michelle	\$12.70	
11/17/2017	347,709	PMCHK00006937	Accounts Payable	92247	CBT Company	\$1,014.68	
11/17/2017	347,710	PMCHK00006937	Accounts Payable	92248	CDW Government Inc.	\$542.78	
11/17/2017	347,711	PMCHK00006937	Accounts Payable	92249	Cincinnati Bell	\$10,070.88	
11/17/2017	347,712	PMCHK00006937	Accounts Payable	92250	Cincinnati Bell	\$647.78	
11/17/2017	347,713	PMCHK00006937	Accounts Payable	92251	Cintas #315	\$1,553.64	
11/17/2017	347,714	PMCHK00006937	Accounts Payable	92252	Clear Edge Filtration	\$1,711.25	
11/17/2017	347,715	PMCHK00006937	Accounts Payable	92253	Cook, Sherril	\$20.33	
11/17/2017	347,716	PMCHK00006937	Accounts Payable	92254	Core & Main	\$31,857.25	
11/17/2017	347,717	PMCHK00006937	Accounts Payable	92255	Crescent Springs Hardware	\$120.93	
11/17/2017	347,718	PMCHK00006937	Accounts Payable	92256	Data Strategy	\$549.10	
11/17/2017	347,719	PMCHK00006937	Accounts Payable	92257	Dennis, Justen	\$88.60	
11/17/2017	347,720	PMCHK00006937	Accounts Payable	92258	Dixon Engineering, Inc.	\$2,500.00	
11/17/2017	347,721	PMCHK00006937	Accounts Payable	92259	Dons Garage Inc	\$1,359.40	
11/17/2017	347,722	PMCHK00006937	Accounts Payable	92260	Dreiling, Noelle	\$2.52	
11/17/2017	347,723	PMCHK00006937	Accounts Payable	92261	Duke Energy	\$63,421.82	

11/17/2017	347,724	PMCHK00006937	Accounts Payable	92262	Dupont Inc	\$130.00			
11/17/2017	347,725	PMCHK00006937	Accounts Payable	92263	Durham, Chris	\$77.26			
11/17/2017	347,726	PMCHK00006937	Accounts Payable	92264	Essenmacher, Dan	\$64.51			
11/17/2017	347,727	PMCHK00006937	Accounts Payable	92265	Ethos Laboratories	\$2,305.16			
11/17/2017	347,728	PMCHK00006937	Accounts Payable	92266	Fastenal Company	\$143.85			
11/17/2017	347,729	PMCHK00006937	Accounts Payable	92267	Federal Express	\$87.03			
11/17/2017	347,730	PMCHK00006937	Accounts Payable	92268	Ferguson Waterworks	\$949.05			
11/17/2017	347,731	PMCHK00006937	Accounts Payable	92269	Fields, Keith	\$13.85			
11/17/2017	347,732	PMCHK00006937	Accounts Payable	92270	Fisher Scientific	\$3,156.01			
11/17/2017	347,733	PMCHK00006937	Accounts Payable	92271	Flaig Welding Co Inc	\$330.00			
11/17/2017	347,734	PMCHK00006937	Accounts Payable	92272	Florence Winwater Works	\$3,506.93			
11/17/2017	347,735	PMCHK00006937	Accounts Payable	92273	Fortiline, Inc.	\$1,870.00			
11/17/2017	347,736	PMCHK00006937	Accounts Payable	92274	Ganesh, Santosh	\$750.00			
11/17/2017	347,737	PMCHK00006937	Accounts Payable	92275	General Foundries, Inc.	\$700.00			
11/17/2017	347,738	PMCHK00006937	Accounts Payable	92276	Grainger	\$1,368.06			
11/17/2017	347,739	PMCHK00006937	Accounts Payable	92277	Greater Comfort Heating & Air	\$225.00			
11/17/2017	347,740	PMCHK00006937	Accounts Payable	92278	Hall's Paving & Sealing, Inc.	\$5,616.85			
11/17/2017	347,741	PMCHK00006937	Accounts Payable	92279	Hall Jr., Robert	\$52.11			
11/17/2017	347,742	PMCHK00006937	Accounts Payable	92280	Hartman, Brian	\$30.87			
System:	HISTORICAL DETAILED T 10/5/2018		10:45:50 AM	Page:	163	User Date:	10/5/2018	User ID:	skampsen
N Ky Water District									
11/17/2017	347,743	PMCHK00006937	Accounts Payable	92281	Hillyard Kentucky	\$678.28			
11/17/2017	347,744	PMCHK00006937	Accounts Payable	92282	Ideal Supplies Inc	\$6,240.00			
11/17/2017	347,745	PMCHK00006937	Accounts Payable	92283	Indiana Safety & Supply Co.	\$232.20			
11/17/2017	347,746	PMCHK00006937	Accounts Payable	92284	Ison, Samantha	\$47.78			
11/17/2017	347,747	PMCHK00006937	Accounts Payable	92285	Johnson Electric Supply Co., The	\$317.28			
11/17/2017	347,748	PMCHK00006937	Accounts Payable	92286	Justice, Raenon	\$3.61			
11/17/2017	347,749	PMCHK00006937	Accounts Payable	92287	Kampsen, Stacey	\$124.12			
11/17/2017	347,750	PMCHK00006937	Accounts Payable	92288	Kemper Inc Richard G	\$46.92			
11/17/2017	347,751	PMCHK00006937	Accounts Payable	92289	KEMI	\$3,362.76			
11/17/2017	347,752	PMCHK00006937	Accounts Payable	92290	Kemira Water Solutions, Inc.	\$4,908.71			
11/17/2017	347,753	PMCHK00006937	Accounts Payable	92291	KOI Enterprises, Inc	\$661.16			
11/17/2017	347,754	PMCHK00006937	Accounts Payable	92292	Kentucky FluidAir	\$38.20			
11/17/2017	347,755	PMCHK00006937	Accounts Payable	92293	Kinnett, Alice	\$53.78			
11/17/2017	347,756	PMCHK00006937	Accounts Payable	92294	Klingenbergs - Covington	\$9.47			
11/17/2017	347,757	PMCHK00006937	Accounts Payable	92295	Knew Day LLC	\$91.02			
11/17/2017	347,758	PMCHK00006937	Accounts Payable	92296	Koester, Kenneth	\$29.35			
11/17/2017	347,759	PMCHK00006937	Accounts Payable	92297	Lahrman, Paul	\$98.82			
11/17/2017	347,760	PMCHK00006937	Accounts Payable	92298	Len Riegler Blacktop, Inc.	\$18,431.60			
11/17/2017	347,761	PMCHK00006937	Accounts Payable	92299	Lowe's	\$1,420.75			
11/17/2017	347,762	PMCHK00006937	Accounts Payable	92300	Lykins Oil Company	\$1,584.32			
11/17/2017	347,763	PMCHK00006937	Accounts Payable	92301	Mayhaus, Colleen	\$77.09			
11/17/2017	347,764	PMCHK00006937	Accounts Payable	92302	McClure, Meggan	\$34.73			
11/17/2017	347,765	PMCHK00006937	Accounts Payable	92303	McElveen, Allison	\$150.43			
11/17/2017	347,766	PMCHK00006937	Accounts Payable	92304	McFall, Raymond	\$96.00			
11/17/2017	347,767	PMCHK00006937	Accounts Payable	92305	Minuteman/Design Press	\$520.00			
11/17/2017	347,768	PMCHK00006937	Accounts Payable	92306	Mine Safety Appliances Co. LLC	\$515.00			
11/17/2017	347,769	PMCHK00006937	Accounts Payable	92307	Newman, Lawrence	\$9.78			
11/17/2017	347,770	PMCHK00006937	Accounts Payable	92308	Oden, Ruth	\$44.50			
11/17/2017	347,771	PMCHK00006937	Accounts Payable	92309	Orr Safety Corporation	\$1,163.85			
11/17/2017	347,772	PMCHK00006937	Accounts Payable	92310	Owen Electric Cooperative Inc	\$11,113.70			
11/17/2017	347,773	PMCHK00006937	Accounts Payable	92311	Pridestaff Financial	\$1,360.00			
11/17/2017	347,774	PMCHK00006937	Accounts Payable	92312	Provident Life & Accident Ins.	\$577.75			
11/17/2017	347,775	PMCHK00006937	Accounts Payable	92313	Reckers, Stephen	\$979.89			
11/17/2017	347,776	PMCHK00006937	Accounts Payable	92314	Res/Comm Security Systems Inc.	\$54.00			
11/17/2017	347,777	PMCHK00006937	Accounts Payable	92315	Rizzo, Justin	\$74.63			
11/17/2017	347,778	PMCHK00006937	Accounts Payable	92316	R & M Welding Products Inc	\$293.63			
11/17/2017	347,779	PMCHK00006937	Accounts Payable	92317	Roehm, Tim	\$125.97			
11/17/2017	347,780	PMCHK00006937	Accounts Payable	92318	Roller, Michael	\$64.76			
11/17/2017	347,781	PMCHK00006937	Accounts Payable	92319	RUMPKE	\$73.37			
11/17/2017	347,782	PMCHK00006937	Accounts Payable	92320	Safeguard Business Systems	\$132.85			
11/17/2017	347,783	PMCHK00006937	Accounts Payable	92321	SafetyWear	\$71.91			
11/17/2017	347,784	PMCHK00006937	Accounts Payable	92322	Sanitation District No. 1	\$4,304.04			
11/17/2017	347,785	PMCHK00006937	Accounts Payable	92323	Seiter Farms Inc.	\$200.00			

11/17/2017	347,786	PMCHK00006937	Accounts Payable	92324	Sigma-Aldrich Inc	\$144.78			
11/17/2017	347,787	PMCHK00006937	Accounts Payable	92325	Smiddy, Diana	\$72.33			
11/17/2017	347,788	PMCHK00006937	Accounts Payable	92326	Southeastern Equipment Co Inc	\$7.53			
11/17/2017	347,789	PMCHK00006937	Accounts Payable	92327	Southern States	\$12.07			
11/17/2017	347,790	PMCHK00006937	Accounts Payable	92328	Staples Advantage	\$859.08			
11/17/2017	347,791	PMCHK00006937	Accounts Payable	92329	Sumerel Tire Co., Inc., Bob	\$1,540.93			
11/17/2017	347,792	PMCHK00006937	Accounts Payable	92330	Temco Inc.	\$860.50			
11/17/2017	347,793	PMCHK00006937	Accounts Payable	92331	Ultra Scientific Analytical Solutions	\$680.41			
11/17/2017	347,794	PMCHK00006937	Accounts Payable	92332	USA Bluebook	\$234.08			
11/17/2017	347,795	PMCHK00006937	Accounts Payable	92333	USALCO	\$5,937.76			
11/17/2017	347,796	PMCHK00006937	Accounts Payable	92334	US Bank Equipment Finance	\$1,076.70			
11/17/2017	347,797	PMCHK00006937	Accounts Payable	92335	Vertical Systems Elevator	\$256.79			
11/17/2017	347,798	PMCHK00006937	Accounts Payable	92336	Victory Battery Co.	\$795.80			
11/17/2017	347,799	PMCHK00006937	Accounts Payable	92337	Viking Supply, Inc	\$1,998.30			
11/17/2017	347,800	PMCHK00006937	Accounts Payable	92338	Visse, Craig	\$28.39			
11/17/2017	347,801	PMCHK00006937	Accounts Payable	92339	Waste Resource Management Inc.	\$12,445.76			
11/17/2017	347,802	PMCHK00006937	Accounts Payable	92340	Wood, Katherine	\$64.00			
11/17/2017	347,929	PMTRX00011274	Accounts Payable	278472-4	Arts Rental Equipment & Supply		\$23.50		
11/17/2017	347,951	RECVG00002298	Accounts Payable	RCT0000010058	Viking Supply, Inc		\$1,950.00		
11/17/2017	348,068	PMTRX00011276	Accounts Payable	9800343205 11/17	Duke Energy		\$862.18		
11/17/2017	348,071	PMTRX00011276	Accounts Payable	239378	E & H Integrated Systems		\$367.50		
11/17/2017	348,085	PMTRX00011276	Accounts Payable	9221038	Southern States		\$41.70		
11/17/2017	348,125	PMTRX00011277	Accounts Payable	REFUND CREDIT 11/17	Eppert, Dale		\$380.89		
11/17/2017	348,127	PMTRX00011277	Accounts Payable	REFUND CREDIT 11/17	Franks, David		\$131.77		
11/17/2017	348,141	PMTRX00011277	Accounts Payable	2265589	Ideal Supplies Inc		\$180.00		
11/17/2017	348,142	PMTRX00011277	Accounts Payable	2265591	Ideal Supplies Inc		\$180.00		
11/17/2017	348,143	PMTRX00011277	Accounts Payable	2265571	Ideal Supplies Inc		\$510.00		
11/17/2017	348,144	PMTRX00011277	Accounts Payable	2265583	Ideal Supplies Inc		\$360.00		
11/17/2017	348,150	PMTRX00011277	Accounts Payable	REFUND CREDIT 11/17	Mattingly, Emily		\$145.37		
11/17/2017	348,164	RECVG00002300	Accounts Payable	RCT0000010069	Viking Supply, Inc		\$92.00		
11/17/2017	348,166	RECVG00002300	Accounts Payable	RCT0000010071	Viking Supply, Inc		\$441.20		
System:	HISTORICAL DETAILED T 10/5/2018		10:45:50 AM	Page:	164	User Date:	10/5/2018	User ID:	skampsen
N Ky Water District									
11/17/2017	348,193	PMTRX00011279	Accounts Payable	9003138237	Zep Sales & Service		\$834.51		
11/17/2017	348,239	PMTRX00011281	Accounts Payable	510847	Southeastern Equipment Co Inc		\$540.97		
11/17/2017	348,475	PMTRX00011284	Accounts Payable	9619379473	Grainger		\$204.53		
11/17/2017	348,501	PMTRX00011285	Accounts Payable	2248049	Lykins Oil Company		\$1,033.09		
11/18/2017	348,188	PMTRX00011279	Accounts Payable	26769	Waste Resource Management Inc.		\$1,184.96		
11/18/2017	348,537	PMTRX00011287	Accounts Payable	3359921947	Staples Advantage		\$39.99		
11/18/2017	348,538	PMTRX00011287	Accounts Payable	3359921059	Staples Advantage		\$121.97		
11/18/2017	348,539	PMTRX00011287	Accounts Payable	3359921058	Staples Advantage		\$104.25		
11/18/2017	348,540	PMTRX00011287	Accounts Payable	3359921054	Staples Advantage		\$96.29		
11/18/2017	348,541	PMTRX00011287	Accounts Payable	3359921057	Staples Advantage		\$154.76		
11/18/2017	348,542	PMTRX00011287	Accounts Payable	3359921056	Staples Advantage		\$111.56		
11/19/2017	348,058	PMTRX00011276	Accounts Payable	5788795 11/17	Cincinnati Bell		\$136.11		
11/19/2017	348,059	PMTRX00011276	Accounts Payable	3413035 11/17	Cincinnati Bell		\$168.33		
11/19/2017	348,060	PMTRX00011276	Accounts Payable	2830886 11/17	Cincinnati Bell		\$67.73		
11/19/2017	348,061	PMTRX00011276	Accounts Payable	5789898 11/17	Cincinnati Bell		\$1,733.79		
11/19/2017	348,153	PMTRX00011277	Accounts Payable	301010304	Pridestaff Financial		\$1,360.00		
11/19/2017	348,566	PMTRX00011288	Accounts Payable	9455009900000 64/99	Sanitation District No. 1		\$15.62		
11/20/2017	347,928	PMTRX00011274	Accounts Payable	EVENT 12/14/17	A Catered Affair		\$75.00		
11/20/2017	347,955	RECVG00002298	Accounts Payable	RCT0000010062	Hach Company		\$940.00		
11/20/2017	348,064	PMTRX00011276	Accounts Payable	896115 11/17	Cincinnati Bell Any Distance		\$130.32		
11/20/2017	348,070	PMTRX00011276	Accounts Payable	55600815015 11/17	Duke Energy		\$20,044.91		
11/20/2017	348,078	PMTRX00011276	Accounts Payable	903397	Low'e's		\$280.06		
11/20/2017	348,093	PMTRX00011276	Accounts Payable	CI-768053	Univar USA Inc.		\$2,782.95		
11/20/2017	348,095	PMTRX00011276	Accounts Payable	1253557	USALCO		\$5,807.96		
11/20/2017	348,128	PMTRX00011277	Accounts Payable	9620187865	Grainger		\$186.74		
11/20/2017	348,135	PMTRX00011277	Accounts Payable	2265639	Ideal Supplies Inc		\$180.00		
11/20/2017	348,163	RECVG00002300	Accounts Payable	RCT0000010068	Next Gen Cabling, Inc.		\$5,633.68		
11/20/2017	348,223	PMTRX00011281	Accounts Payable	49389	Bray Truck & Parts		\$599.27		
11/20/2017	348,231	PMTRX00011281	Accounts Payable	9621027425	Grainger		\$4.76		
11/20/2017	348,232	PMTRX00011281	Accounts Payable	9621027417	Grainger		\$236.30		
11/20/2017	348,246	PMTRX00011281	Accounts Payable	107016858	Sumerel Tire Co., Inc., Bob		\$807.00		

11/20/2017	348,572	PMTRX00011288	Accounts Payable	17-2779	Greater Comfort Heating & Air		\$1,189.83		
11/21/2017	347,805	PMTRX00011270	Accounts Payable	112417DEFCOMP	Kentucky State Treasurer		\$5,541.52		
11/21/2017	347,806	PMTRX00011270	Accounts Payable	112417DEFLOANS	Kentucky State Treasurer		\$89.68		
11/21/2017	347,807	PMCHK00006938	Accounts Payable	92341	Kentucky State Treasurer	\$5,631.20			
11/21/2017	347,835	PMTRX00011271	Accounts Payable	CI-768210	Univar USA Inc.		\$1,056.00		
11/21/2017	347,836	PMTRX00011271	Accounts Payable	383168	Minuteman/Design Press		\$345.00		
11/21/2017	347,911	PMTRX00011273	Accounts Payable	MILEAGE 11/17	Bellm, Jennifer		\$24.40		
11/21/2017	347,924	PMTRX00011273	Accounts Payable	SUB M USDA RD LOAN	U S Dept of Agriculture		\$2,742.00		
11/21/2017	347,927	PMTRX00011274	Accounts Payable	5 RENEWALS 11/17	Kentucky Society of Professional Engineers		\$665.10		
11/21/2017	348,066	PMTRX00011276	Accounts Payable	30903811010 11/17	Duke Energy		\$439.26		
11/21/2017	348,067	PMTRX00011276	Accounts Payable	28203690012 11/17	Duke Energy		\$55.72		
11/21/2017	348,074	PMTRX00011276	Accounts Payable	KYERL233602	Fastenal Company		\$115.09		
11/21/2017	348,077	PMTRX00011276	Accounts Payable	927390	Lowe's		\$512.97		
11/21/2017	348,080	PMTRX00011276	Accounts Payable	5121004 11/17.	Owen Electric Cooperative Inc		\$33.85		
11/21/2017	348,083	PMTRX00011276	Accounts Payable	900483	R & M Welding Products Inc		\$27.89		
11/21/2017	348,115	PMVVR00001349	Accounts Payable	SUB M USDA RD LOAN	U S Dept of Agriculture	\$2,742.00			
11/21/2017	348,117	PMTRX00011277	Accounts Payable	869307	AccuStandard, Inc.		\$221.36		
11/21/2017	348,123	PMTRX00011277	Accounts Payable	REFUND CREDIT 11/17	Destefano, Natalie		\$87.21		
11/21/2017	348,124	PMTRX00011277	Accounts Payable	80000694200 11/17	Duke Energy		\$560.19		
11/21/2017	348,132	PMTRX00011277	Accounts Payable	2265675	Ideal Supplies Inc		\$787.50		
11/21/2017	348,160	RECVG00002300	Accounts Payable	RCT0000010065	Florence Winwater Works		\$5,157.30		
11/21/2017	348,183	PMTRX00011279	Accounts Payable	120236 01	Florence Winwater Works		\$950.00		
11/21/2017	348,228	PMTRX00011281	Accounts Payable	9946	Dons Garage Inc		\$100.50		
11/21/2017	348,498	PMTRX00011285	Accounts Payable	914268	Lowe's		\$158.39		
11/21/2017	348,499	PMTRX00011285	Accounts Payable	925981	Lowe's		\$78.98		
11/21/2017	348,502	PMTRX00011285	Accounts Payable	2340848	Lykins Oil Company		\$4,739.80		
11/21/2017	348,570	PMTRX00011288	Accounts Payable	240840	Crescent Springs Hardware		\$16.97		
11/21/2017	348,576	PMTRX00011288	Accounts Payable	910038	Lowe's		\$74.86		
11/22/2017	348,062	PMTRX00011276	Accounts Payable	5810345 11/17	Cincinnati Bell		\$65.81		
11/22/2017	348,063	PMTRX00011276	Accounts Payable	2920102 11/17	Cincinnati Bell		\$54.52		
11/22/2017	348,065	PMTRX00011276	Accounts Payable	81903790016 11/17	Duke Energy		\$8.19		
11/22/2017	348,075	PMTRX00011276	Accounts Payable	938228	Janell Inc.		\$114.51		
11/22/2017	348,084	PMTRX00011276	Accounts Payable	9263696	Southern States		\$81.56		
11/22/2017	348,086	PMTRX00011276	Accounts Payable	9264514	Southern States		\$29.02		
11/22/2017	348,126	PMTRX00011277	Accounts Payable	6-001-62562	Federal Express		\$47.74		
11/22/2017	348,133	PMTRX00011277	Accounts Payable	2265709	Ideal Supplies Inc		\$350.00		
11/22/2017	348,134	PMTRX00011277	Accounts Payable	2265720	Ideal Supplies Inc		\$290.00		
11/22/2017	348,187	PMTRX00011279	Accounts Payable	178255	Viking Supply, Inc		\$23.00		
11/22/2017	348,222	PMTRX00011281	Accounts Payable	V9PYX901	ADI		\$131.02		
11/22/2017	348,230	PMTRX00011281	Accounts Payable	9976	Dons Garage Inc		\$961.36		
11/22/2017	348,448	PMTRX00011283	Accounts Payable	143817	A-1 Electric Motor Service		\$112.30		
11/22/2017	348,450	PMTRX00011283	Accounts Payable	657495	A & S Electric Supply, Inc.		\$78.73		
11/22/2017	348,468	PMTRX00011284	Accounts Payable	4000726575	Eppendorf North America, Inc.		\$15.07		
System:	HISTORICAL DETAILED T 10/5/2018		Page:	10:45:50 AM	165	User Date:	10/5/2018	User ID:	skampsen
N Ky Water District									
11/22/2017	348,486	PMTRX00011285	Accounts Payable	360910	Kemper Inc Richard G		\$23.16		
11/22/2017	348,503	PMTRX00011285	Accounts Payable	2341816	Lykins Oil Company		\$1,022.35		
11/22/2017	348,504	PMTRX00011285	Accounts Payable	2341820	Lykins Oil Company		\$394.43		
11/22/2017	348,527	PMTRX00011287	Accounts Payable	29653	Patron Graphics		\$236.08		
11/22/2017	348,533	PMTRX00011287	Accounts Payable	730101	Silco Fire Protection Co		\$4,665.00		
11/22/2017	348,577	PMTRX00011288	Accounts Payable	925129..	Lowe's		\$154.44		
11/22/2017	348,578	PMTRX00011288	Accounts Payable	REFUND CREDIT 11/17	Marimon, James		\$58.27		
11/23/2017	348,547	PMTRX00011287	Accounts Payable	9796810365	Verizon Wireless		\$150.10		
11/24/2017	348,154	PMTRX00011277	Accounts Payable	1Z1AF6380374129799	The UPS Store		\$10.20		
11/24/2017	348,224	PMTRX00011281	Accounts Payable	KWX7214	CDW Government Inc.		\$710.86		
11/25/2017	348,189	PMTRX00011279	Accounts Payable	26771	Waste Resource Management Inc.		\$727.36		
11/25/2017	348,190	PMTRX00011279	Accounts Payable	26770	Waste Resource Management Inc.		\$921.60		
11/25/2017	348,449	PMTRX00011283	Accounts Payable	657605	A & S Electric Supply, Inc.	\$42.21			
11/25/2017	348,459	PMTRX00011283	Accounts Payable	7811203 11/17	Cincinnati Bell		\$189.18		
11/25/2017	348,460	PMTRX00011283	Accounts Payable	7810420 11/17	Cincinnati Bell		\$68.09		
11/25/2017	348,461	PMTRX00011283	Accounts Payable	1007823 11/17	Cincinnati Bell		\$241.35		
11/25/2017	348,462	PMTRX00011283	Accounts Payable	4410536 11/17	Cincinnati Bell		\$251.31		
11/25/2017	348,465	PMTRX00011283	Accounts Payable	7811600 11/17	Cincinnati Bell		\$333.17		
11/25/2017	348,544	PMTRX00011287	Accounts Payable	140175801 11/17	Time Warner Cable		\$248.18		

11/25/2017	348,548	PMTRX00011287	Accounts Payable	9797006254	Verizon Wireless	\$7,556.89		
11/26/2017	348,457	PMTRX00011283	Accounts Payable	5811080 11/17	Cincinnati Bell	\$298.28		
11/26/2017	348,458	PMTRX00011283	Accounts Payable	4480307 11/17	Cincinnati Bell	\$64.49		
11/26/2017	348,529	PMTRX00011287	Accounts Payable	301011652	Pridestaff Financial	\$816.00		
11/27/2017	348,056	PMTRX00011276	Accounts Payable	FIRE HYDRANT 1887	Brett Constuction	\$237.97		
11/27/2017	348,057	PMTRX00011276	Accounts Payable	FIRE HYDRANT 1895	CA Advance	\$291.98		
11/27/2017	348,072	PMTRX00011276	Accounts Payable	1894	Eaton Asphalt Paving Co. Inc.	\$200.79		
11/27/2017	348,073	PMTRX00011276	Accounts Payable	FIRE HYDRANT 1893	Enviro Core Inc.	\$65.20		
11/27/2017	348,076	PMTRX00011276	Accounts Payable	1890	Len Riegler Blacktop, Inc.	\$367.58		
11/27/2017	348,079	PMTRX00011276	Accounts Payable	FIRE HYDRANT 1891	Lucas Pools	\$68.62		
11/27/2017	348,081	PMTRX00011276	Accounts Payable	FIRE HYDRANT 1889	Prus Construction	\$185.33		
11/27/2017	348,082	PMTRX00011276	Accounts Payable	FIRE HYDRANT 1888	Miller Pipeline	\$771.77		
11/27/2017	348,118	PMTRX00011277	Accounts Payable	281386-3	Arts Rental Equipment & Supply	\$30.80		
11/27/2017	348,121	PMTRX00011277	Accounts Payable	KXG2298	CDW Government Inc.	\$163.85		
11/27/2017	348,149	PMTRX00011277	Accounts Payable	938361	Janell Inc.	\$57.67		
11/27/2017	348,156	PMTRX00011277	Accounts Payable	9538	Wessel Lawncare & Landscaping	\$2,543.36		
11/27/2017	348,162	RECVG00002300	Accounts Payable	RCT0000010067	Johnson Doppler Lumber	\$2,083.00		
11/27/2017	348,180	PMTRX00011279	Accounts Payable	63803	Around the Clock Answering Service	\$537.50		
11/27/2017	348,225	PMTRX00011281	Accounts Payable	KXB6205	CDW Government Inc.	\$611.00		
11/27/2017	348,236	PMTRX00011281	Accounts Payable	925460	Lowe's	\$24.47		
11/27/2017	348,467	PMTRX00011284	Accounts Payable	51502144018 11/17	Duke Energy	\$84.90		
11/27/2017	348,469	PMTRX00011284	Accounts Payable	40000727022	Eppendorf North America, Inc.	\$715.44		
11/27/2017	348,530	PMTRX00011287	Accounts Payable	2365932	RUMPKE	\$120.00		
11/27/2017	348,535	PMTRX00011287	Accounts Payable	509636	Southeastern Equipment Co Inc	\$1,921.70		
11/27/2017	348,561	PMTRX00011288	Accounts Payable	87400403218 11/17	Duke Energy	\$32.56		
11/27/2017	348,562	PMTRX00011288	Accounts Payable	8400403202 11/17	Duke Energy	\$8.15		
11/28/2017	347,956	PMCHK00006939	Accounts Payable	92342	A Catered Affair	\$75.00		
11/28/2017	347,957	PMCHK00006939	Accounts Payable	92343	AccuStandard, Inc.	\$921.15		
11/28/2017	347,958	PMCHK00006939	Accounts Payable	92344	Accelerated Technology Lab Inc	\$495.00		
11/28/2017	347,959	PMCHK00006939	Accounts Payable	92345	Around the Clock Answering Service	\$463.50		
11/28/2017	347,960	PMCHK00006939	Accounts Payable	92346	Arts Rental Equipment & Supply	\$23.50		
11/28/2017	347,961	PMCHK00006939	Accounts Payable	92347	A & S Electric Supply, Inc.	\$110.70		
11/28/2017	347,962	PMCHK00006939	Accounts Payable	92348	B C Engineering Co	\$325.60		
11/28/2017	347,963	PMCHK00006939	Accounts Payable	92349	Bellm, Jennifer	\$24.40		
11/28/2017	347,964	PMCHK00006939	Accounts Payable	92350	Cincinnati Bell	\$2,368.72		
11/28/2017	347,965	PMCHK00006939	Accounts Payable	92351	Cintas #315	\$845.82		
11/28/2017	347,966	PMCHK00006939	Accounts Payable	92352	Core & Main	\$360.00		
11/28/2017	347,967	PMCHK00006939	Accounts Payable	92353	Crescent Springs Hardware	\$19.99		
11/28/2017	347,968	PMCHK00006939	Accounts Payable	92354	CT Consultants	\$3,900.00		
11/28/2017	347,969	PMCHK00006939	Accounts Payable	92355	Duke Energy	\$23,297.62		
11/28/2017	347,970	PMCHK00006939	Accounts Payable	92356	E & H Integrated Systems	\$504.50		
11/28/2017	347,971	PMCHK00006939	Accounts Payable	92357	Fastenal Company	\$154.43		
11/28/2017	347,972	PMCHK00006939	Accounts Payable	92358	Florence Hardware & Industrial Supply	\$71.42		
11/28/2017	347,973	PMCHK00006939	Accounts Payable	92359	Fortiline, Inc.	\$395.00		
11/28/2017	347,974	PMCHK00006939	Accounts Payable	92360	Geotechnology Inc.	\$1,335.00		
11/28/2017	347,975	PMCHK00006939	Accounts Payable	92361	Grainger	\$2,096.03		
11/28/2017	347,976	PMCHK00006939	Accounts Payable	92362	Greko Supply Company	\$934.00		
11/28/2017	347,977	PMCHK00006939	Accounts Payable	92363	Hach Company	\$940.00		
11/28/2017	347,978	PMCHK00006939	Accounts Payable	92364	Hall's Paving & Sealing, Inc.	\$3,636.60		
11/28/2017	347,979	PMCHK00006939	Accounts Payable	92365	Humana Dental Ins. Co.	\$1,000.10		
11/28/2017	347,980	PMCHK00006939	Accounts Payable	92366	Ideal Supplies Inc	\$275.00		
11/28/2017	347,981	PMCHK00006939	Accounts Payable	92367	Kemira Water Solutions, Inc.	\$4,967.15		
11/28/2017	347,982	PMCHK00006939	Accounts Payable	92368	Kentucky Society of Professional Engineers	\$665.10		
11/28/2017	347,983	PMCHK00006939	Accounts Payable	92369	Lincoln National Life Insurance Co.	\$5,501.28		
11/28/2017	347,984	PMCHK00006939	Accounts Payable	92370	Lunsford Custom Homes	\$750.00		
System:	HISTORICAL DETAILED T 10/5/2018	10:45:50 AM	Page:	166	User Date:	10/5/2018	User ID:	skampsen
N Ky Water District								
11/28/2017	347,985	PMCHK00006939	Accounts Payable	92371	Lykins Oil Company	\$1,406.36		
11/28/2017	347,986	PMCHK00006939	Accounts Payable	92372	Minuteman/Design Press	\$345.00		
11/28/2017	347,987	PMCHK00006939	Accounts Payable	92373	No Ky Public Works Association	\$8.00		
11/28/2017	347,988	PMCHK00006939	Accounts Payable	92374	Owen Electric Cooperative Inc	\$111.94		
11/28/2017	347,989	PMCHK00006939	Accounts Payable	92375	Pirtek Reading Road	\$1,267.80		
11/28/2017	347,990	PMCHK00006939	Accounts Payable	92376	Pridestaff Financial	\$2,720.00		
11/28/2017	347,991	PMCHK00006939	Accounts Payable	92377	Quinn Electric Corp.	\$475.00		

11/28/2017	347,992	PMCHK00006939	Accounts Payable	92378	Randy's Rugged Wear	\$3,572.55	
11/28/2017	347,993	PMCHK00006939	Accounts Payable	92379	R & M Welding Products Inc	\$64.59	
11/28/2017	347,994	PMCHK00006939	Accounts Payable	92380	Rye Engineering PLC	\$26,325.00	
11/28/2017	347,995	PMCHK00006939	Accounts Payable	92381	Sanitation District No. 1	\$31.75	
11/28/2017	347,996	PMCHK00006939	Accounts Payable	92382	St. Elizabeth Business Health	\$454.00	
11/28/2017	347,997	PMCHK00006939	Accounts Payable	92383	Supply Post Business Products	\$135.18	
11/28/2017	347,998	PMCHK00006939	Accounts Payable	92384	Time Warner Cable	\$110.00	
11/28/2017	347,999	PMCHK00006939	Accounts Payable	92385	Trane U.S., Inc.	\$2,010.00	
11/28/2017	348,000	PMCHK00006939	Accounts Payable	92386	Univar USA Inc.	\$6,265.87	
11/28/2017	348,001	PMCHK00006939	Accounts Payable	92387	United Healthcare Insurance	\$255,128.21	
11/28/2017	348,002	PMCHK00006939	Accounts Payable	92388	U S Dept of Agriculture	\$2,742.00	
11/28/2017	348,003	PMCHK00006939	Accounts Payable	92389	Viking Supply, Inc	\$4,682.24	
11/28/2017	348,092	PMTRX00011276	Accounts Payable	866699	Stoll Keenon Ogden PLLC		\$598.40
11/28/2017	348,114	PMVPY00001038	Accounts Payable	92388	U S Dept of Agriculture		\$2,742.00
11/28/2017	348,119	PMTRX00011277	Accounts Payable	657753	A & S Electric Supply, Inc.		\$112.00
11/28/2017	348,122	PMTRX00011277	Accounts Payable	REFUND CREDIT 11/17	Daniel, Lisa		\$192.42
11/28/2017	348,245	PMTRX00011281	Accounts Payable	111016490	Sumerel Tire Co., Inc., Bob		\$367.68
11/28/2017	348,248	PMTRX00011281	Accounts Payable	504390	Wildman Corporate Apparel		\$23.96
11/28/2017	348,456	PMTRX00011283	Accounts Payable	KXJ5081	CDW Government Inc.		\$62.77
11/28/2017	348,479	PMTRX00011284	Accounts Payable	2265820	Ideal Supplies Inc		\$1,230.00
11/28/2017	348,485	PMTRX00011285	Accounts Payable	NKWD 11/17	Keaton Real Estate Services, LLC		\$500.00
11/28/2017	348,487	PMTRX00011285	Accounts Payable	9017569955	Kemira Water Solutions, Inc.		\$5,116.48
11/28/2017	348,510	PMTRX00011285	Accounts Payable	INV4201934	Orr Safety Corporation		\$70.22
11/28/2017	348,525	PMTRX00011287	Accounts Payable	5121002 11/17	Owen Electric Cooperative Inc		\$123.26
11/28/2017	348,528	PMTRX00011287	Accounts Payable	1191316	Polydyne, Inc.		\$3,344.00
11/28/2017	348,532	PMTRX00011287	Accounts Payable	6211	Schaner's Wastewater Products Inc		\$2,460.10
11/28/2017	348,549	PMTRX00011287	Accounts Payable	430234 12/17	Vivial		\$630.80
11/28/2017	348,551	PMTRX00011287	Accounts Payable	504464	Wildman Corporate Apparel		\$126.06
11/28/2017	348,554	PMTRX00011288	Accounts Payable	240979	Crescent Springs Hardware		\$26.75
11/28/2017	348,560	PMTRX00011288	Accounts Payable	10300223228 11/17	Duke Energy		\$10,443.02
11/28/2017	348,563	PMTRX00011288	Accounts Payable	11402057019 11/17	Duke Energy		\$99.69
11/28/2017	348,580	PMTRX00011288	Accounts Payable	38643534	Trane U.S., Inc.		\$1,317.00
11/29/2017	348,053	PMCHK00006940	Accounts Payable	92390	Kentucky State Treasurer	\$5,631.20	
11/29/2017	348,151	PMTRX00011277	Accounts Payable	REFUND CREDIT 11/17	Orr, Darryl		\$85.11
11/29/2017	348,186	PMTRX00011279	Accounts Payable	CI-768960	Univar USA Inc.		\$2,787.28
11/29/2017	348,244	PMTRX00011281	Accounts Payable	111016512	Sumerel Tire Co., Inc., Bob		\$270.05
11/29/2017	348,455	PMTRX00011283	Accounts Payable	7211605	CBT Company		\$580.95
11/29/2017	348,463	PMTRX00011283	Accounts Payable	1031033 11/17	Cincinnati Bell		\$115.94
11/29/2017	348,464	PMTRX00011283	Accounts Payable	4910801 11/17	Cincinnati Bell		\$129.36
11/29/2017	348,472	PMTRX00011284	Accounts Payable	16534	Fastech Alarms &		\$665.82
11/29/2017	348,478	PMTRX00011284	Accounts Payable	2265870	Ideal Supplies Inc		\$600.00
11/29/2017	348,481	PMTRX00011284	Accounts Payable	2265862	Ideal Supplies Inc		\$600.00
11/29/2017	348,500	PMTRX00011285	Accounts Payable	2348075	Lykins Oil Company		\$1,265.94
11/29/2017	348,506	PMTRX00011285	Accounts Payable	REIMBURSE CDL 11/17	Miller, Jason		\$52.00
11/29/2017	348,511	PMTRX00011285	Accounts Payable	INV4203099	Orr Safety Corporation		\$71.93
11/29/2017	348,512	PMTRX00011285	Accounts Payable	INV4203181	Orr Safety Corporation		\$56.77
11/29/2017	348,531	PMTRX00011287	Accounts Payable	12501	Sanitation District No. 1		\$4,870.91
11/29/2017	348,534	PMTRX00011287	Accounts Payable	730103	Silco Fire Protection Co		\$240.00
11/29/2017	348,543	PMTRX00011287	Accounts Payable	PINV298209	Supply Post Business Products		\$77.30
11/29/2017	348,546	PMTRX00011287	Accounts Payable	1254282	USALCO		\$5,959.00
11/29/2017	348,558	PMTRX00011288	Accounts Payable	240989	Crescent Springs Hardware		\$7.98
11/29/2017	348,564	PMTRX00011288	Accounts Payable	27102181013 11/17	Duke Energy		\$10.01
11/30/2017	348,181	PMTRX00011279	Accounts Payable	853270	Murphy Tractor & Equipment Co.		\$409.47
11/30/2017	348,237	PMTRX00011281	Accounts Payable	PETTY CASH 11/17	Colleen Medert-Petty Cash		\$50.00
11/30/2017	348,238	PMTRX00011281	Accounts Payable	38578	Plant Trolley, Inc., The		\$177.12
11/30/2017	348,451	PMTRX00011283	Accounts Payable	53009	Blue Chip Express & Courier Service		\$190.00
11/30/2017	348,452	PMTRX00011283	Accounts Payable	100912	Bray Trucking Inc.		\$707.91
11/30/2017	348,453	PMTRX00011283	Accounts Payable	100911	Bray Trucking Inc.		\$4,984.05
11/30/2017	348,454	PMTRX00011283	Accounts Payable	100960	Bray Trucking Inc.		\$1,649.12
11/30/2017	348,473	PMTRX00011284	Accounts Payable	2464761	Fisher Scientific		\$771.18
11/30/2017	348,480	PMTRX00011284	Accounts Payable	2265900	Ideal Supplies Inc		\$180.00
11/30/2017	348,489	PMTRX00011285	Accounts Payable	WOESTE RD 2017	Kramer, Tim		\$2,950.00
11/30/2017	348,490	PMTRX00011285	Accounts Payable	24798	Literature Fulfillment Services		\$11,481.85
11/30/2017	348,507	PMTRX00011285	Accounts Payable	994042	Mobilcomm Inc.		\$715.00

11/30/2017	348,508	PMTRX00011285	Accounts Payable	997640	Mobilcomm Inc.	\$464.00
11/30/2017	348,509	PMTRX00011285	Accounts Payable	997631	Mobilcomm Inc.	\$499.00
11/30/2017	348,536	PMTRX00011287	Accounts Payable	B32623	Southeastern Equipment Co Inc	\$196.65
System:	HISTORICAL DETAILED T	10/5/2018	10:45:50 AM	Page:	167	User Date: 10/5/2018 User ID: skampsen
N Ky Water District						
11/30/2017	348,545	PMTRX00011287	Accounts Payable	44714400	United Healthcare Insurance	\$5.69
11/30/2017	348,550	PMTRX00011287	Accounts Payable	52205957	Wex Bank	\$15,176.61
11/30/2017	348,568	PMTRX00011288	Accounts Payable	80016285	Badger Meter, Inc	\$78.00
11/30/2017	348,571	PMTRX00011288	Accounts Payable	SI-1640302	Dove Data Products, Inc.	\$180.00
11/30/2017	348,579	PMTRX00011288	Accounts Payable	89338	R & M Welding Products Inc	\$284.35
11/30/2017	348,586	RECVG00002303	Accounts Payable	RCT0000010089	Florence Winwater Works	\$366.45
12/1/2017	348,051	PMTRX00011275	Accounts Payable	120117DEFLOANS	Kentucky State Treasurer	\$5,541.52
12/1/2017	348,052	PMTRX00011275	Accounts Payable	120117DEFLOANS	Kentucky State Treasurer	\$89.68
12/1/2017	348,155	PMTRX00011277	Accounts Payable	LOAN SERIES 2014	U S Dept of Agriculture	\$6,790.00
12/1/2017	348,182	PMTRX00011279	Accounts Payable	163342390	EyeMed	\$1,271.50
12/1/2017	348,184	PMTRX00011279	Accounts Payable	NKWSDBL1570164 12/17	Lincoln National Life Insurance Co.	\$766.39
12/1/2017	348,185	PMTRX00011279	Accounts Payable	10815	Pension Corporation of America	\$5,610.85
12/1/2017	348,235	PMTRX00011281	Accounts Payable	BRINKMAN 2018	Kentucky State Treasurer	\$100.00
12/1/2017	348,240	PMTRX00011281	Accounts Payable	BRINKMAN CLASS 12/17	Studer, Tom	\$100.00
12/1/2017	348,249	PMCHK00006944	Accounts Payable	92391	AccuStandard, Inc.	\$221.36
12/1/2017	348,250	PMCHK00006944	Accounts Payable	92392	ADI	\$131.02
12/1/2017	348,251	PMCHK00006944	Accounts Payable	92393	Around the Clock Answering Service	\$537.50
12/1/2017	348,252	PMCHK00006944	Accounts Payable	92394	Arts Rental Equipment & Supply	\$30.80
12/1/2017	348,253	PMCHK00006944	Accounts Payable	92395	A & S Electric Supply, Inc.	\$112.00
12/1/2017	348,254	PMCHK00006944	Accounts Payable	92396	Bray Truck & Parts	\$599.27
12/1/2017	348,255	PMCHK00006944	Accounts Payable	92397	Brett Constuction	\$237.97
12/1/2017	348,256	PMCHK00006944	Accounts Payable	92398	Browning, Brennan	\$103.79
12/1/2017	348,257	PMCHK00006944	Accounts Payable	92399	CA Advance	\$291.98
12/1/2017	348,258	PMCHK00006944	Accounts Payable	92400	CDW Government Inc.	\$1,874.67
12/1/2017	348,259	PMCHK00006944	Accounts Payable	92401	Cincinnati Bell	\$2,226.29
12/1/2017	348,260	PMCHK00006944	Accounts Payable	92402	Cincinnati Bell Any Distance	\$130.32
12/1/2017	348,261	PMCHK00006944	Accounts Payable	92403	Daniel, Lisa	\$192.42
12/1/2017	348,262	PMCHK00006944	Accounts Payable	92404	Destefano, Natalie	\$87.21
12/1/2017	348,263	PMCHK00006944	Accounts Payable	92405	Dons Garage Inc	\$1,381.78
12/1/2017	348,264	PMCHK00006944	Accounts Payable	92406	Duke Energy	\$21,978.18
12/1/2017	348,265	PMCHK00006944	Accounts Payable	92407	E & H Integrated Systems	\$367.50
12/1/2017	348,266	PMCHK00006944	Accounts Payable	92408	Eaton Asphalt Paving Co. Inc.	\$200.79
12/1/2017	348,267	PMCHK00006944	Accounts Payable	92409	Enviro Core Inc.	\$65.20
12/1/2017	348,268	PMCHK00006944	Accounts Payable	92410	Eppert, Dale	\$380.89
12/1/2017	348,269	PMCHK00006944	Accounts Payable	92411	EyeMed	\$1,271.50
12/1/2017	348,270	PMCHK00006944	Accounts Payable	92412	Fastenal Company	\$115.09
12/1/2017	348,271	PMCHK00006944	Accounts Payable	92413	Federal Express	\$47.74
12/1/2017	348,272	PMCHK00006944	Accounts Payable	92414	Florence Winwater Works	\$13,190.88
12/1/2017	348,273	PMCHK00006944	Accounts Payable	92415	Franks, David	\$131.77
12/1/2017	348,274	PMCHK00006944	Accounts Payable	92416	Grainger	\$427.80
12/1/2017	348,275	PMCHK00006944	Accounts Payable	92417	Human Resource Profile Inc	\$50.00
12/1/2017	348,276	PMCHK00006944	Accounts Payable	92418	Ideal Supplies Inc	\$6,022.50
12/1/2017	348,277	PMCHK00006944	Accounts Payable	92419	Janell Inc.	\$172.18
12/1/2017	348,278	PMCHK00006944	Accounts Payable	92420	Johnson Doppler Lumber	\$2,083.00
12/1/2017	348,279	PMCHK00006944	Accounts Payable	92421	KOI Enterprises, Inc	\$317.63
12/1/2017	348,280	PMCHK00006944	Accounts Payable	92422	Kentucky State Treasurer	\$100.00
12/1/2017	348,281	PMCHK00006944	Accounts Payable	92423	Len Riegler Blacktop, Inc.	\$367.58
12/1/2017	348,282	PMCHK00006944	Accounts Payable	92424	Lincoln National Life Insurance Co.	\$766.39
12/1/2017	348,283	PMCHK00006944	Accounts Payable	92425	Lowe's	\$817.50
12/1/2017	348,284	PMCHK00006944	Accounts Payable	92426	Lucas Pools	\$68.62
12/1/2017	348,285	PMCHK00006944	Accounts Payable	92427	Mattingly, Emily	\$145.37
12/1/2017	348,286	PMCHK00006944	Accounts Payable	92428	Miller Pipeline	\$771.77
12/1/2017	348,287	PMCHK00006944	Accounts Payable	92429	Murphy Tractor & Equipment Co.	\$409.47
12/1/2017	348,288	PMCHK00006944	Accounts Payable	92430	Next Gen Cabling, Inc.	\$5,633.68
12/1/2017	348,289	PMCHK00006944	Accounts Payable	92431	Orr, Darryl	\$85.11
12/1/2017	348,290	PMCHK00006944	Accounts Payable	92432	Owen Electric Cooperative Inc	\$33.85
12/1/2017	348,291	PMCHK00006944	Accounts Payable	92433	Colleen Medert-Petty Cash	\$50.00
12/1/2017	348,292	PMCHK00006944	Accounts Payable	92434	Pension Corporation of America	\$5,610.85
12/1/2017	348,293	PMCHK00006944	Accounts Payable	92435	Plant Trolley, Inc., The	\$177.12

12/1/2017	348,294	PMCHK00006944	Accounts Payable	92436	PLP Properties	\$124.31		
12/1/2017	348,295	PMCHK00006944	Accounts Payable	92437	Pridestaff Financial	\$1,360.00		
12/1/2017	348,296	PMCHK00006944	Accounts Payable	92438	Prus Construction	\$185.33		
12/1/2017	348,297	PMCHK00006944	Accounts Payable	92439	R & M Welding Products Inc	\$27.89		
12/1/2017	348,298	PMCHK00006944	Accounts Payable	92440	Southeastern Equipment Co Inc	\$540.97		
12/1/2017	348,299	PMCHK00006944	Accounts Payable	92441	Southern States	\$152.28		
12/1/2017	348,300	PMCHK00006944	Accounts Payable	92442	Staples Advantage	\$968.08		
12/1/2017	348,301	PMCHK00006944	Accounts Payable	92443	Stoll Keenon Ogden PLLC	\$598.40		
12/1/2017	348,302	PMCHK00006944	Accounts Payable	92444	Studer, Tom	\$100.00		
12/1/2017	348,303	PMCHK00006944	Accounts Payable	92445	Sumerel Tire Co., Inc., Bob	\$2,497.93		
12/1/2017	348,304	PMCHK00006944	Accounts Payable	92446	Temco Inc.	\$627.31		
12/1/2017	348,305	PMCHK00006944	Accounts Payable	92447	Univar USA Inc.	\$5,570.23		
12/1/2017	348,306	PMCHK00006944	Accounts Payable	92448	The UPS Store	\$10.20		
12/1/2017	348,307	PMCHK00006944	Accounts Payable	92449	USA Bluebook	\$369.61		
12/1/2017	348,308	PMCHK00006944	Accounts Payable	92450	USALCO	\$5,807.96		
System:	HISTORICAL DETAILED T 10/5/2018		10:45:50 AM	Page:	168	User Date:	10/5/2018	User ID: skampsen
N Ky Water District								
12/1/2017	348,309	PMCHK00006944	Accounts Payable	92451	Viking Supply, Inc	\$712.60		
12/1/2017	348,310	PMCHK00006944	Accounts Payable	92452	Waste Resource Management Inc.	\$4,696.64		
12/1/2017	348,311	PMCHK00006944	Accounts Payable	92453	Wessel Lawncare & Landscaping	\$2,543.36		
12/1/2017	348,312	PMCHK00006944	Accounts Payable	92454	Wildman Corporate Apparel	\$23.96		
12/1/2017	348,313	PMCHK00006944	Accounts Payable	92455	Wiseway Supply	\$3,804.86		
12/1/2017	348,314	PMCHK00006944	Accounts Payable	92456	Zep Sales & Service	\$834.51		
12/1/2017	348,585	RECVG00002303	Accounts Payable	RCT0000010088	Florence Winwater Works		\$539.35	
12/1/2017	348,587	RECVG00002303	Accounts Payable	RCT0000010090	Florence Winwater Works		\$5,310.00	
12/1/2017	348,588	RECVG00002303	Accounts Payable	RCT0000010091	Fortiline, Inc.		\$1,712.80	
12/1/2017	348,589	PMTRX00011290	Accounts Payable	2018 RENEWAL	AMWA		\$7,674.00	
12/1/2017	348,592	PMTRX00011290	Accounts Payable	24700807203 12/17	Duke Energy		\$69.78	
12/1/2017	348,593	PMTRX00011290	Accounts Payable	12002095015 12/17	Duke Energy		\$7.96	
12/1/2017	348,597	PMTRX00011290	Accounts Payable	2265998	Ideal Supplies Inc		\$240.00	
12/1/2017	348,598	PMTRX00011290	Accounts Payable	2265993	Ideal Supplies Inc		\$337.50	
12/1/2017	348,601	PMTRX00011290	Accounts Payable	212958	No Ky Chamber of Commerce		\$1,612.00	
12/1/2017	348,602	PMTRX00011290	Accounts Payable	2677	Peoples Trophies & Signs		\$15.00	
12/1/2017	348,603	PMTRX00011290	Accounts Payable	351284	Richie Trucking		\$1,625.00	
12/1/2017	348,609	PMTRX00011290	Accounts Payable	9335586	Southern States		\$742.00	
12/1/2017	348,610	PMTRX00011290	Accounts Payable	PINV298751	Supply Post Business Products		\$20.38	
12/1/2017	348,611	PMTRX00011290	Accounts Payable	3003558616	ThyssenKrupp Elevator		\$255.09	
12/1/2017	348,612	PMTRX00011290	Accounts Payable	2018-0101	Water ISAC		\$1,999.00	
12/1/2017	348,713	PMTRX00011295	Accounts Payable	ACE215047	Ace-Tex Enterprises, Inc.		\$391.15	
12/1/2017	348,720	PMTRX00011295	Accounts Payable	9459	Best Way Disposal		\$342.19	
12/1/2017	348,721	PMTRX00011295	Accounts Payable	9283	Best Way Disposal		\$289.39	
12/1/2017	348,722	PMTRX00011295	Accounts Payable	9745	Best Way Disposal		\$78.45	
12/1/2017	348,724	PMTRX00011295	Accounts Payable	49412	Bray Truck & Parts		\$1,756.37	
12/1/2017	348,730	PMTRX00011295	Accounts Payable	D160584 12/17	Cincinnati Bell		\$12,164.81	
12/1/2017	348,731	PMTRX00011295	Accounts Payable	D160351 12/17	Cincinnati Bell		\$1,454.50	
12/1/2017	348,732	PMTRX00011295	Accounts Payable	L164224 12/17	Cincinnati Bell		\$124.85	
12/1/2017	348,733	PMTRX00011295	Accounts Payable	1039861 12/17	Cincinnati Bell		\$36.74	
12/1/2017	348,739	PMTRX00011295	Accounts Payable	P461378378 12/17	Cincinnati Bell		\$648.98	
12/1/2017	348,746	PMTRX00011295	Accounts Payable	884153	DeBra-Kuempel		\$3,776.00	
12/1/2017	348,747	PMTRX00011295	Accounts Payable	82803	Document Destruction		\$395.00	
12/1/2017	348,756	PMTRX00011295	Accounts Payable	86502205015 12/17	Duke Energy		\$60.53	
12/1/2017	348,757	PMTRX00011295	Accounts Payable	27202174014 12/17	Duke Energy		\$2,420.60	
12/1/2017	348,758	PMTRX00011295	Accounts Payable	47500467203 12/17	Duke Energy		\$1,017.85	
12/1/2017	348,762	PMTRX00011295	Accounts Payable	97700845013 12/17	Duke Energy		\$19,323.07	
12/1/2017	348,789	PMTRX00011296	Accounts Payable	413935	Hall's Paving & Sealing, Inc.		\$7,970.10	
12/1/2017	348,792	PMTRX00011296	Accounts Payable	REFUND CREDIT 07/17.	Hissong, Michael		\$66.79	
12/1/2017	348,818	PMTRX00011296	Accounts Payable	2289911	KEMI		\$4,814.96	
12/1/2017	348,832	RECVG00002304	Accounts Payable	RCT0000010092	Advanced Glazing Contractors LLC		\$6,551.00	
12/1/2017	348,833	RECVG00002304	Accounts Payable	RCT0000010093	Arts Rental Equipment & Supply		\$350.00	
12/1/2017	348,835	RECVG00002304	Accounts Payable	RCT0000010095	CE Power Solutions, LLC		\$2,400.00	
12/1/2017	348,836	RECVG00002304	Accounts Payable	RCT0000010096	CE Power Solutions, LLC		\$2,340.00	
12/1/2017	348,840	RECVG00002304	Accounts Payable	RCT0000010100	Delaney & Associates Inc		\$5,114.00	
12/1/2017	348,841	RECVG00002304	Accounts Payable	RCT0000010101	Electric Motor Technologies LLC		\$14,035.00	
12/1/2017	348,844	RECVG00002304	Accounts Payable	RCT0000010104	Fortiline, Inc.		\$2,315.75	



12/1/2017	348,845	RECVG00002304	Accounts Payable	RCT0000010105	IDEXX Distribution, Inc.	\$3,499.38	
12/1/2017	348,846	RECVG00002304	Accounts Payable	RCT0000010106	Pirtek Reading Road	\$2,375.53	
12/1/2017	348,847	RECVG00002304	Accounts Payable	RCT0000010107	Viking Supply, Inc	\$549.90	
12/1/2017	348,848	RECVG00002304	Accounts Payable	RCT0000010108	Viking Supply, Inc	\$1,244.75	
12/1/2017	348,853	PMTRX00011297	Accounts Payable	4741516	Miele Inc.	\$524.48	
12/1/2017	348,868	PMTRX00011297	Accounts Payable	112217	Randy's Rugged Wear	\$1,179.99	
12/1/2017	348,870	PMTRX00011297	Accounts Payable	2384	RNK Environmental Inc	\$238.50	
12/1/2017	348,872	PMTRX00011297	Accounts Payable	571697	RUMPKPE	\$10.00	
12/1/2017	348,887	PMTRX00011299	Accounts Payable	8100034727001 12/17	Sanitation District No. 1	\$25.04	
12/1/2017	348,888	PMTRX00011299	Accounts Payable	8100034728000 12/17	Sanitation District No. 1	\$159.17	
12/1/2017	348,893	PMTRX00011299	Accounts Payable	107017052	Sumerel Tire Co., Inc., Bob	\$30.04	
12/1/2017	348,895	PMTRX00011299	Accounts Payable	530214	Travelers	\$2,000.00	
12/1/2017	348,900	PMTRX00011299	Accounts Payable	428514	USA Bluebook	\$9.89	
12/1/2017	348,901	PMTRX00011299	Accounts Payable	428641	USA Bluebook	\$395.64	
12/1/2017	348,907	PMTRX00011299	Accounts Payable	WPC 07/17.	Wagner Mary Carol	\$337.34	
12/1/2017	348,933	PMTRX00011301	Accounts Payable	#89311 2018 CF	ACE Exterminating Co. / Dawn	\$2,229.64	
12/1/2017	348,942	PMTRX00011301	Accounts Payable	17-2698	Greater Comfort Heating & Air	\$245.00	
12/1/2017	348,943	PMTRX00011301	Accounts Payable	17-2823	Greater Comfort Heating & Air	\$1,150.28	
12/1/2017	348,947	PMTRX00011301	Accounts Payable	113863	Kentucky State Treasurer	\$100.00	
12/1/2017	348,950	PMTRX00011301	Accounts Payable	16581325	Matheson Tri-Gas, Inc.	\$208.73	
12/1/2017	348,951	PMTRX00011301	Accounts Payable	48434	Passport Health	\$388.00	
12/1/2017	348,953	PMTRX00011301	Accounts Payable	SI-15841	Teasdale Fenton	\$7,696.92	
12/1/2017	348,960	PMVVR00001353	Accounts Payable	3024317564	IDEXX Distribution, Inc.	\$3,499.38	
12/1/2017	348,961	PMTRX00011303	Accounts Payable	3024317564	IDEXX Distribution, Inc.	\$3,499.37	
12/1/2017	349,147	RECVG00002307	Accounts Payable	RCT0000010117	Fortiline, Inc.	\$300.00	
12/1/2017	349,153	RECVG00002307	Accounts Payable	RCT0000010123	Desert Diamond Industries, LLC	\$3,675.00	
12/1/2017	349,171	PMTRX00011305	Accounts Payable	4002618605	Cintas #315	\$569.29	
System:	HISTORICAL DETAILED T 10/5/2018		10:45:50 AM	Page:	169	User Date: 10/5/2018	User ID: skampsen
N Ky Water District							
12/1/2017	349,172	PMTRX00011305	Accounts Payable	4002547851	Cintas #315	\$632.48	
12/1/2017	349,173	PMTRX00011305	Accounts Payable	4002618451	Cintas #315	\$237.48	
12/1/2017	349,175	PMTRX00011305	Accounts Payable	4002659060	Cintas #315	\$380.27	
12/1/2017	349,177	PMTRX00011305	Accounts Payable	4002549250	Cintas #315	\$56.30	
12/1/2017	349,190	PMTRX00011305	Accounts Payable	68200435200 12/17	Duke Energy	\$3,077.47	
12/1/2017	349,192	PMTRX00011305	Accounts Payable	33800283200 12/17	Duke Energy	\$468.58	
12/1/2017	349,193	PMTRX00011305	Accounts Payable	39800877206 12/17	Duke Energy	\$554.83	
12/1/2017	349,194	PMTRX00011305	Accounts Payable	44000883201 12/17	Duke Energy	\$106.28	
12/1/2017	349,195	PMTRX00011305	Accounts Payable	75900841205 12/17	Duke Energy	\$265.61	
12/1/2017	349,208	PMTRX00011306	Accounts Payable	29227	GRW Engineers, Inc	\$1,400.00	
12/1/2017	349,212	PMTRX00011306	Accounts Payable	HRP-0000118222	Human Resource Profile Inc	\$100.00	
12/1/2017	349,219	PMTRX00011307	Accounts Payable	17-3928	Len Riegler Blacktop, Inc.	\$38,375.50	
12/1/2017	349,234	PMTRX00011307	Accounts Payable	993190	Mailender Inc.	\$294.74	
12/1/2017	349,296	PMTRX00011310	Accounts Payable	7001451032	AWWA	\$9,559.00	
12/1/2017	349,489	PMTRX00011315	Accounts Payable	49712550	OFFICETEAM, Specialized Admin. Staffing	\$479.52	
12/1/2017	349,491	PMTRX00011315	Accounts Payable	49665948	OFFICETEAM, Specialized Admin. Staffing	\$479.52	
12/1/2017	349,492	PMTRX00011315	Accounts Payable	49634428	OFFICETEAM, Specialized Admin. Staffing	\$799.20	
12/1/2017	349,496	PMTRX00011315	Accounts Payable	SIN098821	Pacific Interpreters	\$13.05	
12/1/2017	349,497	PMTRX00011315	Accounts Payable	3304967891	Pitney Bowes Inc.	\$765.12	
12/1/2017	349,499	PMTRX00011315	Accounts Payable	461795	St. Elizabeth Business Health	\$779.00	
12/1/2017	349,612	PMTRX00011317	Accounts Payable	743-118615	KOI Enterprises, Inc	\$189.38	
12/1/2017	349,613	PMTRX00011317	Accounts Payable	733-98851	KOI Enterprises, Inc	\$10.00	
12/1/2017	349,751	PMTRX00011319	Accounts Payable	3880	City of Cold Spring	\$229.50	
12/1/2017	349,752	PMTRX00011319	Accounts Payable	3886	City of Cold Spring	\$13.50	
12/1/2017	349,798	PMTRX00011321	Accounts Payable	851458	Murphy Tractor & Equipment Co.	\$175.50	
12/1/2017	349,802	PMTRX00011321	Accounts Payable	135629	Phenova	\$863.54	
12/1/2017	349,881	PMTRX00011323	Accounts Payable	A241428	Cottingham True Value	\$109.98	
12/1/2017	349,894	PMTRX00011323	Accounts Payable	925465	Lowe's	\$245.09	
12/1/2017	349,895	PMTRX00011323	Accounts Payable	927795	Lowe's	\$26.57	
12/1/2017	349,907	PMTRX00011323	Accounts Payable	N7048 0282946	The Thaman Rubber Co.	\$976.00	
12/1/2017	350,025	PMTRX00011326	Accounts Payable	914623	Lowe's	\$512.94	
12/1/2017	350,026	PMTRX00011326	Accounts Payable	902646	Lowe's	\$22.35	
12/1/2017	350,042	PMTRX00011326	Accounts Payable	120236 01.	Florence Winwater Works	\$950.00	
12/1/2017	350,086	PMTRX00011326	Accounts Payable	TRAVEL 11/17	Wagner Mary Carol	\$2,191.83	
12/1/2017	350,100	RECVG00002313	Accounts Payable	RCT0000010148	CBT Company	\$3,699.10	

12/1/2017	350,113	PMTRX00011329	Accounts Payable	DORIEL DR 10/17	City of Villa Hills	\$3,779.80		
12/1/2017	350,115	PMTRX00011329	Accounts Payable	10049	Dons Garage Inc	\$1,454.43		
12/1/2017	350,235	PMTRX00011332	Accounts Payable	103017443	Sumerel Tire Co., Inc., Bob	\$477.64		
12/1/2017	350,321	PMTRX00011333	Accounts Payable	CDL 11/17	Williams, Jacob	\$50.00		
12/1/2017	350,329	PMTRX00011334	Accounts Payable	Oct-17	Frost Brown Todd LLC	\$7,552.00		
12/1/2017	350,331	PMTRX00011334	Accounts Payable	K767-17	Mills Fence Co., Inc.	\$1,490.00		
12/1/2017	350,613	PMTRX00011345	Accounts Payable	382388	Minuteman/Design Press	\$88.00		
12/1/2017	350,894	PMTRX00011350	Accounts Payable	49598	Scientific Notebook Co.	\$706.63		
12/1/2017	352,248	PMTRX00011383	Accounts Payable	May-17	Becknell-Coghill Inc	\$26,345.00		
12/1/2017	352,249	PMTRX00011383	Accounts Payable	OCTOBER 2017.	Becknell-Coghill Inc	\$28,380.00		
12/1/2017	352,250	PMTRX00011383	Accounts Payable	NOVEMBER 2017.	Becknell-Coghill Inc	\$31,097.50		
12/1/2017	352,251	PMTRX00011383	Accounts Payable	DECEMBER 2017.	Becknell-Coghill Inc	\$24,317.50		
12/2/2017	348,596	PMTRX00011290	Accounts Payable	2266005	Ideal Supplies Inc	\$300.00		
12/2/2017	348,605	PMTRX00011290	Accounts Payable	416005100000 12/17	Sanitation District No. 1	\$119.45		
12/2/2017	348,606	PMTRX00011290	Accounts Payable	427446100000 12/17	Sanitation District No. 1	\$22.68		
12/2/2017	348,729	PMTRX00011295	Accounts Payable	6556563 12/17	Cincinnati Bell	\$166.41		
12/2/2017	348,738	PMTRX00011295	Accounts Payable	2820270 12/17	Cincinnati Bell	\$68.03		
12/2/2017	349,275	PMTRX00011309	Accounts Payable	3361560162	Staples Advantage	\$57.38		
12/2/2017	349,276	PMTRX00011309	Accounts Payable	3361560161	Staples Advantage	\$79.54		
12/2/2017	349,277	PMTRX00011309	Accounts Payable	3361559020	Staples Advantage	\$71.36		
12/2/2017	349,503	PMTRX00011315	Accounts Payable	26815	Waste Resource Management Inc.	\$365.12		
12/2/2017	349,506	PMTRX00011315	Accounts Payable	26816	Waste Resource Management Inc.	\$940.16		
12/3/2017	349,318	PMTRX00011310	Accounts Payable	301014654	Pridestaff Financial	\$1,360.00		
12/4/2017	348,590	PMTRX00011290	Accounts Payable	CONF # 138925	Best Western Plus Hotel	\$1,202.00		
12/4/2017	348,594	PMTRX00011290	Accounts Payable	REFUND CREDIT 12/17	Ehrhardt, Janet	\$48.35		
12/4/2017	348,595	PMTRX00011290	Accounts Payable	APPLICATION 2 DUDLEY	Horizon Brothers Painting	\$305,889.38		
12/4/2017	348,600	PMTRX00011290	Accounts Payable	TRAVEL 01/17	Marmo, Maria	\$250.00		
12/4/2017	348,725	PMTRX00011295	Accounts Payable	49447	Bray Truck & Parts	\$383.79		
12/4/2017	348,726	PMTRX00011295	Accounts Payable	49453	Bray Truck & Parts	\$473.54		
12/4/2017	348,748	PMTRX00011295	Accounts Payable	10067	Dons Garage Inc	\$418.19		
12/4/2017	348,752	PMTRX00011295	Accounts Payable	11102202017 12/17	Duke Energy	\$8.59		
12/4/2017	348,753	PMTRX00011295	Accounts Payable	63902189019 12/17	Duke Energy	\$1,469.20		
12/4/2017	348,754	PMTRX00011295	Accounts Payable	89500806010 12/17	Duke Energy	\$20,331.17		
12/4/2017	348,755	PMTRX00011295	Accounts Payable	33400067207 12/17	Duke Energy	\$92.07		
12/4/2017	348,759	PMTRX00011295	Accounts Payable	55403649014 12/17	Duke Energy	\$10.46		
12/4/2017	348,760	PMTRX00011295	Accounts Payable	50100466217 12/17	Duke Energy	\$171.64		
12/4/2017	348,761	PMTRX00011295	Accounts Payable	69402048026 12/17	Duke Energy	\$500.00		
12/4/2017	348,788	PMTRX00011296	Accounts Payable	10742546	Hach Company	\$120.30		
12/4/2017	348,793	PMTRX00011296	Accounts Payable	2266033	Ideal Supplies Inc	\$140.00		
System:	HISTORICAL DETAILED T 10/5/2018		10:45:50 AM	170	User Date:	10/5/2018	User ID:	skampsen
N Ky Water District								
12/4/2017	348,794	PMTRX00011296	Accounts Payable	2266034	Ideal Supplies Inc	\$560.00		
12/4/2017	348,795	PMTRX00011296	Accounts Payable	2266043	Ideal Supplies Inc	\$180.00		
12/4/2017	348,799	PMTRX00011296	Accounts Payable	2266042	Ideal Supplies Inc	\$510.00		
12/4/2017	348,800	PMTRX00011296	Accounts Payable	2266049	Ideal Supplies Inc	\$180.00		
12/4/2017	348,807	PMTRX00011296	Accounts Payable	2266048	Ideal Supplies Inc	\$620.00		
12/4/2017	348,808	PMTRX00011296	Accounts Payable	2266051	Ideal Supplies Inc	\$240.00		
12/4/2017	348,828	PMTRX00011296	Accounts Payable	903794	Lowe's	\$168.15		
12/4/2017	348,829	PMTRX00011296	Accounts Payable	927970..	Lowe's	\$28.90		
12/4/2017	348,830	PMTRX00011296	Accounts Payable	925332	Lowe's	\$341.96		
12/4/2017	348,831	PMTRX00011296	Accounts Payable	2351948	Lykins Oil Company	\$1,295.87		
12/4/2017	349,162	PMTRX00011305	Accounts Payable	2017-537	Berling Engineering, PLLC., James W	\$425.00		
12/4/2017	349,179	PMTRX00011305	Accounts Payable	17-3101	Dixon Engineering, Inc.	\$1,500.00		
12/4/2017	349,180	PMTRX00011305	Accounts Payable	17-3102	Dixon Engineering, Inc.	\$2,000.00		
12/4/2017	349,181	PMTRX00011305	Accounts Payable	17-3100	Dixon Engineering, Inc.	\$2,000.00		
12/4/2017	349,202	PMTRX00011306	Accounts Payable	142598	Fisher Scientific	\$2,211.31		
12/4/2017	349,205	PMTRX00011306	Accounts Payable	9633400511	Grainger	\$72.60		
12/4/2017	349,207	PMTRX00011306	Accounts Payable	17-2905	Greater Comfort Heating & Air	\$1,229.62		
12/4/2017	349,236	PMTRX00011307	Accounts Payable	24474	Midwest Bottle Gas Dist. Inc	\$310.74		
12/4/2017	349,294	RECVG00002308	Accounts Payable	RCT0000010128	Viking Supply, Inc	\$393.40		
12/4/2017	349,314	PMTRX00011310	Accounts Payable	16637008	Matheson Tri-Gas, Inc.	\$651.08		
12/4/2017	349,330	PMVVR00001354	Accounts Payable	142598	Fisher Scientific	\$2,211.31		
12/4/2017	349,332	PMTRX00011311	Accounts Payable	142598	Flashlight Outlet	\$2,211.31		
12/5/2017	348,335	PMTRX00011282	Accounts Payable	00-932071A-4 3RD QTR	Kentucky League of Cities	\$1,800.64		

12/5/2017	348,336	PMTRX00011282	Accounts Payable	120817DEFCOMP	Kentucky State Treasurer		\$5,541.52		
12/5/2017	348,337	PMTRX00011282	Accounts Payable	120817DEFLOANS	Kentucky State Treasurer		\$89.68		
12/5/2017	348,338	PMCHK00006946	Accounts Payable	92458	Kentucky League of Cities	\$1,800.64			
12/5/2017	348,339	PMCHK00006946	Accounts Payable	92459	Kentucky State Treasurer	\$5,631.20			
12/5/2017	348,604	PMTRX00011290	Accounts Payable	REFUND CREDIT 12/17	Sakaki, Duke		\$9.17		
12/5/2017	348,607	PMTRX00011290	Accounts Payable	REIMBURSE CDL 12/17	Schawe, Eddie		\$50.00		
12/5/2017	348,718	PMTRX00011295	Accounts Payable	283846-5	Arts Rental Equipment & Supply		\$665.50		
12/5/2017	348,734	PMTRX00011295	Accounts Payable	3567220 12/17	Cincinnati Bell		\$71.40		
12/5/2017	348,735	PMTRX00011295	Accounts Payable	3314325 12/17	Cincinnati Bell		\$67.73		
12/5/2017	348,736	PMTRX00011295	Accounts Payable	3561531 12/17	Cincinnati Bell		\$49.36		
12/5/2017	348,737	PMTRX00011295	Accounts Payable	3564005 12/17	Cincinnati Bell		\$71.40		
12/5/2017	348,751	PMTRX00011295	Accounts Payable	2200252201 12/17	Duke Energy		\$110.40		
12/5/2017	348,778	PMTRX00011295	Accounts Payable	64789	EST Analytical		\$219.69		
12/5/2017	348,802	PMTRX00011296	Accounts Payable	2266074	IDEAL Supplies Inc		\$240.00		
12/5/2017	348,816	PMTRX00011296	Accounts Payable	3024512353	IDEXX Distribution, Inc.		\$1,060.02		
12/5/2017	348,817	PMTRX00011296	Accounts Payable	3024512345	IDEXX Distribution, Inc.		\$242.65		
12/5/2017	348,819	PMTRX00011296	Accounts Payable	767-016925	KOI Enterprises, Inc		\$157.82		
12/5/2017	348,826	PMTRX00011296	Accounts Payable	911843	Lowe's		\$16.31		
12/5/2017	348,827	PMTRX00011296	Accounts Payable	911883	Lowe's		\$50.28		
12/5/2017	348,838	RECVG00002304	Accounts Payable	RCT0000010098	Core & Main		\$8,823.00		
12/5/2017	348,843	RECVG00002304	Accounts Payable	RCT0000010103	Fortiline, Inc.		\$1,699.00		
12/5/2017	348,850	PMTRX00011297	Accounts Payable	993414	Mailender Inc.		\$353.57		
12/5/2017	348,863	PMTRX00011297	Accounts Payable	49783750	OFFICETEAM, Specialized Admin. Staffing		\$799.20		
12/5/2017	348,871	PMTRX00011297	Accounts Payable	2369494	RUMPKME		\$73.37		
12/5/2017	348,898	PMTRX00011299	Accounts Payable	28455	United Window Cleaning Co., Inc.		\$40.00		
12/5/2017	348,932	PMTRX00011301	Accounts Payable	144153	A-1 Electric Motor Service		\$591.32		
12/5/2017	349,197	PMTRX00011306	Accounts Payable	4000729061	Eppendorf North America, Inc.		\$481.14		
12/5/2017	349,273	PMTRX00011309	Accounts Payable	MILEAGE 11/17	Jeff Schuchter		\$137.50		
12/5/2017	349,281	PMTRX00011309	Accounts Payable	SP8330157	Thomson Reuters		\$144.00		
12/5/2017	349,459	RECVG00002310	Accounts Payable	RCT0000010134	Viking Supply, Inc		\$500.05		
12/5/2017	349,888	PMTRX00011323	Accounts Payable	10744795	Hach Company		\$2,506.85		
12/6/2017	348,591	PMTRX00011290	Accounts Payable	SERVICES 12/11/17	Dinsmore & Shohl LLP		\$11,084.36		
12/6/2017	348,599	PMTRX00011290	Accounts Payable	REFUND CREDIT 12/17	Kubiak, Kevin		\$100.00		
12/6/2017	348,608	PMTRX00011290	Accounts Payable	INVOICE 12/11/17	Smith, Melanie		\$250.00		
12/6/2017	348,771	PMTRX00011295	Accounts Payable	26800465213 12/17	Duke Energy		\$22.48		
12/6/2017	348,772	PMTRX00011295	Accounts Payable	53503889010 12/17	Duke Energy		\$638.86		
12/6/2017	348,773	PMTRX00011295	Accounts Payable	96300067201 12/17	Duke Energy		\$118.85		
12/6/2017	348,796	PMTRX00011296	Accounts Payable	2266099	Ideal Supplies Inc		\$390.00		
12/6/2017	348,797	PMTRX00011296	Accounts Payable	2266100	Ideal Supplies Inc		\$360.00		
12/6/2017	348,798	PMTRX00011296	Accounts Payable	2266102	Ideal Supplies Inc		\$600.00		
12/6/2017	348,801	PMTRX00011296	Accounts Payable	2266107	Ideal Supplies Inc		\$600.00		
12/6/2017	348,803	PMTRX00011296	Accounts Payable	2266097	Ideal Supplies Inc		\$255.00		
12/6/2017	348,834	RECVG00002304	Accounts Payable	RCT0000010094	Calgon Carbon UV Tech, LLC		\$6,906.46		
12/6/2017	348,837	RECVG00002304	Accounts Payable	RCT0000010097	Core & Main		\$3,288.00		
12/6/2017	348,842	RECVG00002304	Accounts Payable	RCT0000010102	Fortiline, Inc.		\$510.00		
12/6/2017	348,852	PMTRX00011297	Accounts Payable	E05004ZQJX	Microsoft		\$183.12		
12/6/2017	348,861	PMTRX00011297	Accounts Payable	151957	NetGain Technologies		\$300.00		
12/6/2017	348,864	PMTRX00011297	Accounts Payable	5121003 12/17	Owen Electric Cooperative Inc		\$12,487.27		
12/6/2017	348,865	PMTRX00011297	Accounts Payable	5121005 12/17	Owen Electric Cooperative Inc		\$750.43		
12/6/2017	348,869	PMTRX00011297	Accounts Payable	901325	R & M Welding Products Inc		\$63.97		
12/6/2017	348,897	PMTRX00011299	Accounts Payable	CI-769966	Univar USA Inc.		\$2,782.95		
System:	HISTORICAL DETAILED T 10/5/2018		10:45:50 AM	Page:	171	User Date:	10/5/2018	User ID:	skampsen
N Ky Water District									
12/6/2017	348,899	PMTRX00011299	Accounts Payable	5299059	US Plastic Corp		\$243.32		
12/6/2017	348,902	PMTRX00011299	Accounts Payable	1254783	USALCO		\$5,699.40		
12/6/2017	348,934	PMTRX00011301	Accounts Payable	49470	Bray Truck & Parts		\$306.35		
12/6/2017	348,941	PMTRX00011301	Accounts Payable	9636294481	Grainger		\$72.28		
12/6/2017	348,958	PMVVR00001352	Accounts Payable	90050510	Calgon Carbon UV Tech, LLC	\$6,906.46			
12/6/2017	348,959	PMTRX00011302	Accounts Payable	90050510	Calgon Carbon UV Tech, LLC		\$6,906.47		
12/6/2017	349,152	RECVG00002307	Accounts Payable	RCT0000010122	CBT Company		\$1,787.92		
12/6/2017	349,198	PMTRX00011306	Accounts Payable	OHCI679023	Fastenal Company		\$16.04		
12/6/2017	349,199	PMTRX00011306	Accounts Payable	OHCI679019	Fastenal Company		\$45.22		
12/6/2017	349,224	PMTRX00011307	Accounts Payable	952773	Lowe's		\$278.37		
12/6/2017	349,264	PMTRX00011309	Accounts Payable	INV4210120	Orr Safety Corporation		\$74.10		

12/6/2017	349,286	PMTRX00011309	Accounts Payable	436105	USA Bluebook		\$819.48
12/6/2017	350,076	PMTRX00011326	Accounts Payable	61975	K E Rose Company		\$1,141.00
12/7/2017	348,483	PMVVPY00001039	Accounts Payable	91962	Matteoli, Sean		\$60.96
12/7/2017	348,484	PMVVR000001350	Accounts Payable	REFUND CREDIT 10/17	Matteoli, Sean	\$60.96	
12/7/2017	348,552	PMTRX00011287	Accounts Payable	506706	Wildman Corporate Apparel	\$18.00	
12/7/2017	348,741	PMTRX00011295	Accounts Payable	241238	Crescent Springs Hardware		\$26.97
12/7/2017	348,770	PMTRX00011295	Accounts Payable	89000846202 12/17	Duke Energy		\$11.77
12/7/2017	348,804	PMTRX00011296	Accounts Payable	2266153	Ideal Supplies Inc		\$180.00
12/7/2017	348,805	PMTRX00011296	Accounts Payable	2266159	Ideal Supplies Inc		\$600.00
12/7/2017	348,806	PMTRX00011296	Accounts Payable	2266162	Ideal Supplies Inc		\$120.00
12/7/2017	348,810	PMTRX00011296	Accounts Payable	2266139	Ideal Supplies Inc		\$410.00
12/7/2017	348,811	PMTRX00011296	Accounts Payable	2266143	Ideal Supplies Inc		\$201.75
12/7/2017	348,813	PMTRX00011296	Accounts Payable	2266160	Ideal Supplies Inc		\$180.00
12/7/2017	348,820	PMTRX00011296	Accounts Payable	733-505641	KOI Enterprises, Inc		\$127.67
12/7/2017	348,824	PMTRX00011296	Accounts Payable	927522	Lowe's		\$22.72
12/7/2017	348,905	PMTRX00011299	Accounts Payable	62934	Vogelpohl Fire Equipment, Inc.		\$1,984.58
12/7/2017	348,935	PMTRX00011301	Accounts Payable	49481	Bray Truck & Parts		\$1,089.61
12/7/2017	348,945	PMTRX00011301	Accounts Payable	361253	Kemper Inc Richard G		\$71.81
12/7/2017	348,946	PMTRX00011301	Accounts Payable	361310	Kemper Inc Richard G		\$40.16
12/7/2017	348,954	PMTRX00011301	Accounts Payable	181121	VonLehman & Company Inc.		\$1,000.00
12/7/2017	349,163	PMTRX00011305	Accounts Payable	126292	Bonded Lock Service LLC		\$194.50
12/7/2017	349,201	PMTRX00011306	Accounts Payable	142604	Fisher Scientific		\$362.70
12/7/2017	349,209	PMTRX00011306	Accounts Payable	10748413	Hach Company		\$169.14
12/7/2017	349,213	PMTRX00011306	Accounts Payable	2266144	Ideal Supplies Inc		\$120.00
12/7/2017	349,232	PMTRX00011307	Accounts Payable	903049	Lowe's		\$4.02
12/7/2017	349,268	PMTRX00011309	Accounts Payable	901796	R & M Welding Products Inc		\$400.25
12/7/2017	349,288	PMTRX00011309	Accounts Payable	345881486	US Bank Equipment Finance		\$1,169.26
12/7/2017	349,289	PMTRX00011309	Accounts Payable	909643	Wesco Receivables Corp		\$521.11
12/7/2017	349,319	PMTRX00011310	Accounts Payable	901797	R & M Welding Products Inc		\$310.48
12/7/2017	349,320	PMTRX00011310	Accounts Payable	901795	R & M Welding Products Inc		\$141.30
12/7/2017	349,329	PMVVR00001354	Accounts Payable	142604	Fisher Scientific	\$362.70	
12/7/2017	349,331	PMTRX00011311	Accounts Payable	142604	Flashlight Outlet		\$362.70
12/7/2017	349,507	PMTRX00011315	Accounts Payable	506878	Wildman Corporate Apparel		\$85.40
12/7/2017	349,512	RECVG00002311	Accounts Payable	RCT0000010139	Security Fence Group, Inc.		\$1,320.00
12/7/2017	350,333	PMTRX00011334	Accounts Payable	10215	Crux Vinyl Graphics		\$1,150.80
12/8/2017	348,613	PMCHK00006949	Accounts Payable	92460	A-1 Electric Motor Service	\$112.30	
12/8/2017	348,614	PMCHK00006949	Accounts Payable	92461	AMWA	\$7,674.00	
12/8/2017	348,615	PMCHK00006949	Accounts Payable	92462	A & S Electric Supply, Inc.	\$36.52	
12/8/2017	348,616	PMCHK00006949	Accounts Payable	92463	Badger Meter, Inc	\$11,941.92	
12/8/2017	348,617	PMCHK00006949	Accounts Payable	92464	Best Western Plus Hotel	\$1,202.00	
12/8/2017	348,618	PMCHK00006949	Accounts Payable	92465	Blue Chip Express & Courier Service	\$190.00	
12/8/2017	348,619	PMCHK00006949	Accounts Payable	92466	Boone-Kenton Lumber Supply Co.	\$78.14	
12/8/2017	348,620	PMCHK00006949	Accounts Payable	92467	Bray Trucking Inc.	\$7,341.08	
12/8/2017	348,621	PMCHK00006949	Accounts Payable	92468	CBT Company	\$580.95	
12/8/2017	348,622	PMCHK00006949	Accounts Payable	92469	CDW Government Inc.	\$62.77	
12/8/2017	348,623	PMCHK00006949	Accounts Payable	92470	Cincinnati Bell	\$1,691.17	
12/8/2017	348,624	PMCHK00006949	Accounts Payable	92471	Crescent Springs Hardware	\$280.11	
12/8/2017	348,625	PMCHK00006949	Accounts Payable	92472	CyberScout, LLC	\$8,000.00	
12/8/2017	348,626	PMCHK00006949	Accounts Payable	92473	Dinsmore & Shohl LLP	\$11,084.36	
12/8/2017	348,627	PMCHK00006949	Accounts Payable	92474	Dove Data Products, Inc.	\$180.00	
12/8/2017	348,628	PMCHK00006949	Accounts Payable	92475	Duke Energy	\$10,756.07	
12/8/2017	348,629	PMCHK00006949	Accounts Payable	92476	Ehrhardt, Janet	\$48.35	
12/8/2017	348,630	PMCHK00006949	Accounts Payable	92477	Eppendorf North America, Inc.	\$730.51	
12/8/2017	348,631	PMCHK00006949	Accounts Payable	92478	Fairway Crossing Condos	\$185.00	
12/8/2017	348,632	PMCHK00006949	Accounts Payable	92479	Fastech Alarms &	\$1,983.68	
12/8/2017	348,633	PMCHK00006949	Accounts Payable	92480	Fisher Scientific	\$771.18	
12/8/2017	348,634	PMCHK00006949	Accounts Payable	92481	Florence Winwater Works	\$6,215.80	
12/8/2017	348,635	PMCHK00006949	Accounts Payable	92482	Fortiline, Inc.	\$1,712.80	
12/8/2017	348,636	PMCHK00006949	Accounts Payable	92483	Grainger	\$634.01	
12/8/2017	348,637	PMCHK00006949	Accounts Payable	92484	Graybar Electric Co Inc	\$142.27	
12/8/2017	348,638	PMCHK00006949	Accounts Payable	92485	Greater Comfort Heating & Air	\$1,189.83	
12/8/2017	348,639	PMCHK00006949	Accounts Payable	92486	Horizon Brothers Painting	\$305,889.38	
12/8/2017	348,640	PMCHK00006949	Accounts Payable	92487	Ideal Supplies Inc	\$3,487.50	

System: HISTORICAL DETAILED T 10/5/2018

10:45:50 AM

Page:

172

User Date:

10/5/2018

User ID:

skampsen

N Ky Water District

12/8/2017	348,641	PMCHK00006949	Accounts Payable	92488	Johnson Electric Supply Co., The	\$7.29	
12/8/2017	348,642	PMCHK00006949	Accounts Payable	92489	Keaton Real Estate Services, LLC	\$500.00	
12/8/2017	348,643	PMCHK00006949	Accounts Payable	92490	Kemper Inc Richard G	\$23.16	
12/8/2017	348,644	PMCHK00006949	Accounts Payable	92491	Kemira Water Solutions, Inc.	\$5,116.48	
12/8/2017	348,645	PMCHK00006949	Accounts Payable	92492	Kentucky State Treasurer	\$100.00	
12/8/2017	348,646	PMCHK00006949	Accounts Payable	92493	Klingenberg's - Covington	\$41.59	
12/8/2017	348,647	PMCHK00006949	Accounts Payable	92494	Kramer, Tim	\$2,950.00	
12/8/2017	348,648	PMCHK00006949	Accounts Payable	92495	Kubiak, Kevin	\$100.00	
12/8/2017	348,649	PMCHK00006949	Accounts Payable	92496	Literature Fulfillment Services	\$11,481.85	
12/8/2017	348,650	PMCHK00006949	Accounts Payable	92497	Lowe's	\$2,070.97	
12/8/2017	348,651	PMCHK00006949	Accounts Payable	92498	Lykins Oil Company	\$8,455.61	
12/8/2017	348,652	PMCHK00006949	Accounts Payable	92499	Marimon, James	\$58.27	
12/8/2017	348,653	PMCHK00006949	Accounts Payable	92500	Marmo, Maria	\$250.00	
12/8/2017	348,654	PMCHK00006949	Accounts Payable	92501	Matteoli, Sean	\$60.96	
12/8/2017	348,655	PMCHK00006949	Accounts Payable	92502	Miller, Jason	\$52.00	
12/8/2017	348,656	PMCHK00006949	Accounts Payable	92503	Mobilcomm Inc.	\$1,678.00	
12/8/2017	348,657	PMCHK00006949	Accounts Payable	92504	No Ky Chamber of Commerce	\$1,612.00	
12/8/2017	348,658	PMCHK00006949	Accounts Payable	92505	Orr Safety Corporation	\$198.92	
12/8/2017	348,659	PMCHK00006949	Accounts Payable	92506	Owen Electric Cooperative Inc	\$123.26	
12/8/2017	348,660	PMCHK00006949	Accounts Payable	92507	Pacific Interpreters	\$40.60	
12/8/2017	348,661	PMCHK00006949	Accounts Payable	92508	Patron Graphics	\$236.08	
12/8/2017	348,662	PMCHK00006949	Accounts Payable	92509	Peoples Trophies & Signs	\$15.00	
12/8/2017	348,663	PMCHK00006949	Accounts Payable	92510	Polydyne, Inc.	\$3,344.00	
12/8/2017	348,664	PMCHK00006949	Accounts Payable	92511	Pridestaff Financial	\$816.00	
12/8/2017	348,665	PMCHK00006949	Accounts Payable	92512	Richie Trucking	\$1,625.00	
12/8/2017	348,666	PMCHK00006949	Accounts Payable	92513	R & M Welding Products Inc	\$284.35	
12/8/2017	348,667	PMCHK00006949	Accounts Payable	92514	RUMPKE	\$120.00	
12/8/2017	348,668	PMCHK00006949	Accounts Payable	92515	Sakaki, Duke	\$9.17	
12/8/2017	348,669	PMCHK00006949	Accounts Payable	92516	Sanitation District No. 1	\$4,870.91	
12/8/2017	348,670	PMCHK00006949	Accounts Payable	92517	Sanitation District No. 1	\$157.75	
12/8/2017	348,671	PMCHK00006949	Accounts Payable	92518	Schawe, Eddie	\$50.00	
12/8/2017	348,672	PMCHK00006949	Accounts Payable	92519	Schaner's Wastewater Products Inc	\$2,460.10	
12/8/2017	348,673	PMCHK00006949	Accounts Payable	92520	Silco Fire Protection Co	\$4,905.00	
12/8/2017	348,674	PMCHK00006949	Accounts Payable	92521	Smith, Melanie	\$250.00	
12/8/2017	348,675	PMCHK00006949	Accounts Payable	92522	Southeastern Equipment Co Inc	\$2,118.35	
12/8/2017	348,676	PMCHK00006949	Accounts Payable	92523	Southern States	\$742.00	
12/8/2017	348,677	PMCHK00006949	Accounts Payable	92524	Staples Advantage	\$628.82	
12/8/2017	348,678	PMCHK00006949	Accounts Payable	92525	Supply Post Business Products	\$97.68	
12/8/2017	348,679	PMCHK00006949	Accounts Payable	92526	ThyssenKrupp Elevator	\$255.09	
12/8/2017	348,680	PMCHK00006949	Accounts Payable	92527	Time Warner Cable	\$248.18	
12/8/2017	348,681	PMCHK00006949	Accounts Payable	92528	Trane U.S., Inc.	\$1,317.00	
12/8/2017	348,682	PMCHK00006949	Accounts Payable	92529	United Healthcare Insurance	\$5.69	
12/8/2017	348,683	PMCHK00006949	Accounts Payable	92530	USALCO	\$5,959.00	
12/8/2017	348,684	PMCHK00006949	Accounts Payable	92531	Verizon Wireless	\$7,706.99	
12/8/2017	348,685	PMCHK00006949	Accounts Payable	92532	Vivial	\$630.80	
12/8/2017	348,686	PMCHK00006949	Accounts Payable	92533	Water ISAC	\$1,999.00	
12/8/2017	348,687	PMCHK00006949	Accounts Payable	92534	Wex Bank	\$15,176.61	
12/8/2017	348,688	PMCHK00006949	Accounts Payable	92535	Wildman Corporate Apparel	\$108.06	
12/8/2017	348,705	PMTRX00011293	Accounts Payable	REIMBURSE CDL 12/17	Loschiamo, Matt	\$60.00	
12/8/2017	348,742	PMTRX00011295	Accounts Payable	241324	Crescent Springs Hardware	\$6.20	
12/8/2017	348,763	PMTRX00011295	Accounts Payable	36800736026 12/17	Duke Energy	\$709.88	
12/8/2017	348,764	PMTRX00011295	Accounts Payable	57603707011 12/17	Duke Energy	\$10.41	
12/8/2017	348,765	PMTRX00011295	Accounts Payable	33803662016 12/17	Duke Energy	\$1,457.67	
12/8/2017	348,766	PMTRX00011295	Accounts Payable	60702113019 12/17	Duke Energy	\$60,128.20	
12/8/2017	348,767	PMTRX00011295	Accounts Payable	32203867017 12/17	Duke Energy	\$18.84	
12/8/2017	348,768	PMTRX00011295	Accounts Payable	37603707010 12/17	Duke Energy	\$7.16	
12/8/2017	348,769	PMTRX00011295	Accounts Payable	95603661010 12/17	Duke Energy	\$10.27	
12/8/2017	348,774	PMTRX00011295	Accounts Payable	36100729029 12/17	Duke Energy	\$9,169.96	
12/8/2017	348,775	PMTRX00011295	Accounts Payable	38200284213 12/17	Duke Energy	\$1,681.25	
12/8/2017	348,776	PMTRX00011295	Accounts Payable	31902189010 12/17	Duke Energy	\$130.95	
12/8/2017	348,777	PMTRX00011295	Accounts Payable	24002180010 12/17	Duke Energy	\$136.55	
12/8/2017	348,790	PMTRX00011296	Accounts Payable	413936	Hall's Paving & Sealing, Inc.	\$3,652.15	
12/8/2017	348,809	PMTRX00011296	Accounts Payable	2266169	Ideal Supplies Inc	\$248.00	

12/8/2017	348,812	PMTRX00011296	Accounts Payable	2266184	Ideal Supplies Inc	\$300.00	
12/8/2017	348,814	PMTRX00011296	Accounts Payable	2266182	Ideal Supplies Inc	\$240.00	
12/8/2017	348,815	PMTRX00011296	Accounts Payable	2266181	Ideal Supplies Inc	\$600.00	
12/8/2017	348,839	RECVG00002304	Accounts Payable	RCT0000010099	Core & Main	\$3,808.50	
12/8/2017	348,860	PMTRX00011297	Accounts Payable	152147	NetGain Technologies	\$350.00	
12/8/2017	348,903	PMTRX00011299	Accounts Payable	70423	Vertical Systems Elevator	\$369.63	
12/8/2017	348,938	PMTRX00011301	Accounts Payable	REFUND CREDIT 12/17	Clay Smokey	\$325.64	
12/8/2017	348,939	PMTRX00011301	Accounts Payable	KYERL234120	Fastenal Company	\$588.50	
12/8/2017	348,948	PMTRX00011301	Accounts Payable	2172624A	Lykins Oil Company	\$743.74	
12/8/2017	348,949	PMTRX00011301	Accounts Payable	2248053A	Lykins Oil Company	\$1,174.05	
12/8/2017	348,952	PMTRX00011301	Accounts Payable	107017178	Sumerel Tire Co., Inc., Bob	\$869.93	
System:	HISTORICAL DETAILED T 10/5/2018		10:45:50 AM	Page:	173	User Date: 10/5/2018	User ID: skampsen
N Ky Water District							
12/8/2017	349,148	RECVG00002307	Accounts Payable	RCT0000010118	Viking Supply, Inc	\$718.00	
12/8/2017	349,151	RECVG00002307	Accounts Payable	RCT0000010121	CBT Company	\$9,747.59	
12/8/2017	349,170	PMTRX00011305	Accounts Payable	4260425 12/17	Cincinnati Bell	\$129.36	
12/8/2017	349,176	PMTRX00011305	Accounts Payable	4002778360	Cintas #315	\$651.52	
12/8/2017	349,204	PMTRX00011306	Accounts Payable	9638321175	Grainger	\$66.00	
12/8/2017	349,216	PMTRX00011307	Accounts Payable	9017571429	Kemira Water Solutions, Inc.	\$4,976.88	
12/8/2017	349,220	PMTRX00011307	Accounts Payable	NKWSDBL633284 01/18	Lincoln National Life Insurance Co.	\$5,501.66	
12/8/2017	349,285	PMTRX00011309	Accounts Payable	C0044737767	United Healthcare Insurance	\$264,338.46	
12/8/2017	349,292	RECVG00002308	Accounts Payable	RCT0000010126	Pollard Water	\$477.81	
12/8/2017	349,310	PMTRX00011310	Accounts Payable	KYERL234119	Fastenal Company	\$57.91	
12/8/2017	349,322	PMTRX00011310	Accounts Payable	907	Rye Engineering PLC	\$32,175.00	
12/8/2017	350,027	PMTRX00011326	Accounts Payable	925815	Lowe's	\$21.76	
12/9/2017	348,703	PMTRX00011292	Accounts Payable	REIMBURSE CDL 12/17	Riley, Clint	\$61.00	
12/9/2017	349,501	PMTRX00011315	Accounts Payable	3362121173	Staples Advantage	\$52.45	
12/9/2017	349,502	PMTRX00011315	Accounts Payable	3362121174	Staples Advantage	\$1.55	
12/9/2017	349,505	PMTRX00011315	Accounts Payable	26821	Waste Resource Management Inc.	\$760.00	
12/10/2017	349,165	PMTRX00011305	Accounts Payable	2611750 12/17	Cincinnati Bell	\$67.73	
12/10/2017	349,166	PMTRX00011305	Accounts Payable	2616778 12/17	Cincinnati Bell	\$65.81	
12/10/2017	349,167	PMTRX00011305	Accounts Payable	4310282 12/17	Cincinnati Bell	\$298.34	
12/10/2017	349,168	PMTRX00011305	Accounts Payable	5724798 12/17	Cincinnati Bell	\$272.73	
12/10/2017	349,169	PMTRX00011305	Accounts Payable	2615788 12/17	Cincinnati Bell	\$65.81	
12/10/2017	349,317	PMTRX00011310	Accounts Payable	301015971	Pridestaff Financial	\$1,360.00	
12/11/2017	348,315	PMCHK00006945	Accounts Payable	92457	U S Dept of Agriculture	\$6,790.00	
12/11/2017	348,723	PMTRX00011295	Accounts Payable	914-01	Bluegrass Electrical Consultants, Inc.	\$1,245.56	
12/11/2017	348,740	PMTRX00011295	Accounts Payable	241380	Crescent Springs Hardware	\$18.46	
12/11/2017	348,823	PMTRX00011296	Accounts Payable	927206...	Lowe's	\$16.50	
12/11/2017	348,944	PMTRX00011301	Accounts Payable	TUITION 12/17	Hodges, Nathan	\$2,628.00	
12/11/2017	349,158	PMTRX00011305	Accounts Payable	286955-1	Arts Rental Equipment & Supply	\$145.00	
12/11/2017	349,159	PMTRX00011305	Accounts Payable	286850-1	Arts Rental Equipment & Supply	\$145.00	
12/11/2017	349,161	PMTRX00011305	Accounts Payable	287113-1	Arts Rental Equipment & Supply	\$76.50	
12/11/2017	349,191	PMTRX00011305	Accounts Payable	20102202016 12/17	Duke Energy	\$8.16	
12/11/2017	349,228	PMTRX00011307	Accounts Payable	927339	Lowe's	\$11.04	
12/11/2017	349,239	PMTRX00011307	Accounts Payable	8352	National Water Services, LLC	\$2,525.00	
12/11/2017	349,782	PMTRX00011321	Accounts Payable	2266217	Ideal Supplies Inc	\$134.50	
12/11/2017	349,800	PMTRX00011321	Accounts Payable	8472692	Ovivo USA, LLC	\$620.37	
12/11/2017	349,900	PMTRX00011323	Accounts Payable	63080	Overhead Door Co of Northern KY	\$358.00	
12/11/2017	349,912	PMTRX00011323	Accounts Payable	TRAVEL 10/17	Wagner Mary Carol	\$617.65	
12/11/2017	349,919	RECVG00002312	Accounts Payable	RCT0000010144	EMD Millipore Corp	\$902.00	
12/11/2017	350,075	PMTRX00011326	Accounts Payable	REISSUE TUITION	Hodges, Nathan	\$2,628.00	
12/12/2017	348,700	PMTRX00011291	Accounts Payable	121517DEFCOMP	Kentucky State Treasurer	\$5,541.52	
12/12/2017	348,701	PMTRX00011291	Accounts Payable	121517DEFLOANS	Kentucky State Treasurer	\$89.68	
12/12/2017	348,702	PMCHK00006950	Accounts Payable	92536	Kentucky State Treasurer	\$5,631.20	
12/12/2017	348,704	PMCHK00006951	Accounts Payable	92537	Riley, Clint	\$61.00	
12/12/2017	348,714	PMTRX00011295	Accounts Payable	REFUND CREDIT 12/17	Alford, Virgil	\$84.87	
12/12/2017	348,715	PMTRX00011295	Accounts Payable	REFUND CREDIT 12/17	Allegree, Katherine	\$106.01	
12/12/2017	348,716	PMTRX00011295	Accounts Payable	REFUND CREDIT 12/17	Armstrong, Lori	\$66.67	
12/12/2017	348,717	PMTRX00011295	Accounts Payable	287360-1	Arts Rental Equipment & Supply	\$764.22	
12/12/2017	348,719	PMTRX00011295	Accounts Payable	REFUND CREDIT 12/17	Auchter, James	\$117.28	
12/12/2017	348,727	PMTRX00011295	Accounts Payable	REFUND CREDIT 12/17	Bunch, Edgar	\$126.65	
12/12/2017	348,728	PMTRX00011295	Accounts Payable	REFUND CREDIT 12/17	Byrd, Brian	\$86.72	
12/12/2017	348,743	PMTRX00011295	Accounts Payable	REFUND CREDIT 12/17	Cox, June	\$97.68	

12/12/2017	348,744	PMTRX00011295	Accounts Payable	REFUND CREDIT 12/17	Davis, Joellen	\$53.11
12/12/2017	348,745	PMTRX00011295	Accounts Payable	REFUND CREDIT 12/17	Deatherage, Michelle	\$34.93
12/12/2017	348,749	PMTRX00011295	Accounts Payable	REFUND CREDIT 12/17	Drushal, Micah	\$83.16
12/12/2017	348,750	PMTRX00011295	Accounts Payable	REFUND CREDIT 12/17	Dugan, Emily	\$70.49
12/12/2017	348,779	PMTRX00011295	Accounts Payable	REFUND CREDIT 12/17	Evans, Deborah	\$32.91
12/12/2017	348,780	PMTRX00011295	Accounts Payable	REFUND CREDIT 12/17	Fein, Mark	\$4.36
12/12/2017	348,781	PMTRX00011295	Accounts Payable	REFUND CREDIT 12/17	Fenner, Patrick	\$62.43
12/12/2017	348,782	PMTRX00011295	Accounts Payable	REFUND CREDIT 12/17	Foegle, Paul	\$101.60
12/12/2017	348,784	PMTRX00011296	Accounts Payable	REFUND CREDIT 12/17	Gamble, Cody	\$30.93
12/12/2017	348,785	PMTRX00011296	Accounts Payable	REFUND CREDIT 12/17	Glutz, Shawn	\$103.24
12/12/2017	348,786	PMTRX00011296	Accounts Payable	REFUND CREDIT 12/17	Goldstein, Connie	\$71.40
12/12/2017	348,787	PMTRX00011296	Accounts Payable	REFUND CREDIT 12/17	Griffin Contracting & Restoration	\$89.33
12/12/2017	348,791	PMTRX00011296	Accounts Payable	REFUND CREDIT 12/17	Hassloch, Beth	\$14.44
12/12/2017	348,821	PMTRX00011296	Accounts Payable	740-174989	KOI Enterprises, Inc	\$74.95
12/12/2017	348,822	PMTRX00011296	Accounts Payable	REFUND CREDIT 12/17	Knowlton, Ford	\$52.19
12/12/2017	348,825	PMTRX00011296	Accounts Payable	910683	Lowe's	\$33.22
12/12/2017	348,849	PMTRX00011297	Accounts Payable	REFUND CREDIT 12/17	Maddin, Tanya	\$38.50
12/12/2017	348,851	PMTRX00011297	Accounts Payable	REFUND CREDIT 12/17	Mays, Joshua	\$33.82
12/12/2017	348,854	PMTRX00011297	Accounts Payable	REFUND CREDIT 12/17	Miller, Erik	\$33.82
12/12/2017	348,855	PMTRX00011297	Accounts Payable	REFUND CREDIT 12/17	Miller, Rick	\$78.27
12/12/2017	348,856	PMTRX00011297	Accounts Payable	REFUND CREDIT 12/17	Montgomery, Shelby	\$125.85
12/12/2017	348,857	PMTRX00011297	Accounts Payable	REFUND CREDIT 12/17	Montgomery, Shelby	\$4.19
12/12/2017	348,858	PMTRX00011297	Accounts Payable	REFUND CREDIT 12/17	Moore, Melvin	\$0.35
System:	HISTORICAL DETAILED T 10/5/2018		10:45:50 AM	Page:	174	User ID: skampsen
N Ky Water District						
12/12/2017	348,859	PMTRX00011297	Accounts Payable	REFUND CREDIT 12/17	Moore, Melvin	\$126.63
12/12/2017	348,862	PMTRX00011297	Accounts Payable	REFUND CREDIT 12/17	Noonchester, Judith	\$29.88
12/12/2017	348,866	PMTRX00011297	Accounts Payable	REFUND CREDIT 12/17	Paul, Jennifer	\$99.96
12/12/2017	348,867	PMTRX00011297	Accounts Payable	REFUND CREDIT 12/17	Pardo, Miguel	\$61.48
12/12/2017	348,889	PMTRX00011299	Accounts Payable	REFUND CREDIT 12/17	Sears, Joyce	\$64.01
12/12/2017	348,890	PMTRX00011299	Accounts Payable	REFUND CREDIT 12/17	Sharpshair, Melissa	\$40.04
12/12/2017	348,891	PMTRX00011299	Accounts Payable	REFUND CREDIT 12/17	Smith, Robert	\$24.88
12/12/2017	348,892	PMTRX00011299	Accounts Payable	REFUND CREDIT 12/17	Starnes, Christine	\$1.32
12/12/2017	348,894	PMTRX00011299	Accounts Payable	REFUND CREDIT 12/17	Taylor, William	\$96.73
12/12/2017	348,896	PMTRX00011299	Accounts Payable	REFUND CREDIT 12/17	Trenkamp, Holly	\$44.98
12/12/2017	348,904	PMTRX00011299	Accounts Payable	REFUND CREDIT 12/17	Verhoeven, Peiter	\$62.00
12/12/2017	348,906	PMTRX00011299	Accounts Payable	REFUND CREDIT 12/17	Voelker, Steve	\$74.77
12/12/2017	348,908	PMTRX00011299	Accounts Payable	9563	Wessel Lawncare & Landscaping	\$1,900.00
12/12/2017	348,909	PMTRX00011299	Accounts Payable	REFUND CREDIT 12/17	Winkler, John	\$11.31
12/12/2017	349,164	PMTRX00011305	Accounts Payable	126337	Bonded Lock Service LLC	\$337.50
12/12/2017	349,183	PMTRX00011305	Accounts Payable	8200284217 12/17	Duke Energy	\$50.31
12/12/2017	349,184	PMTRX00011305	Accounts Payable	52800530202 12/17	Duke Energy	\$62.03
12/12/2017	349,185	PMTRX00011305	Accounts Payable	71100846203 12/17	Duke Energy	\$26.41
12/12/2017	349,186	PMTRX00011305	Accounts Payable	40502120028 12/17	Duke Energy	\$591.27
12/12/2017	349,187	PMTRX00011305	Accounts Payable	30200530205 12/17	Duke Energy	\$7.73
12/12/2017	349,188	PMTRX00011305	Accounts Payable	43500863200 12/17	Duke Energy	\$1,898.85
12/12/2017	349,189	PMTRX00011305	Accounts Payable	54000843205 12/17	Duke Energy	\$49.89
12/12/2017	349,196	PMTRX00011306	Accounts Payable	20257306	Environmental Laboratories, Inc.	\$42.00
12/12/2017	349,200	PMTRX00011306	Accounts Payable	4138618	Fisher Scientific	\$708.37
12/12/2017	349,206	PMTRX00011306	Accounts Payable	9640786431	Grainger	\$65.24
12/12/2017	349,210	PMTRX00011306	Accounts Payable	413937	Hall's Paving & Sealing, Inc.	\$2,217.60
12/12/2017	349,274	PMTRX00011309	Accounts Payable	543505931	Sigma-Aldrich Inc	\$75.01
12/12/2017	349,279	PMTRX00011309	Accounts Payable	107017242	Sumerel Tire Co., Inc., Bob	\$588.44
12/12/2017	349,280	PMTRX00011309	Accounts Payable	107017246	Sumerel Tire Co., Inc., Bob	\$49.99
12/12/2017	349,309	PMTRX00011310	Accounts Payable	KYERL234216	Fastenal Company	\$177.43
12/12/2017	349,323	PMTRX00011310	Accounts Payable	9020766462	Thermo Electron NA LLC	\$1,028.88
12/12/2017	349,490	PMTRX00011315	Accounts Payable	49833999	OFFICETEAM, Specialized Admin. Staffing	\$799.20
12/12/2017	349,610	PMTRX00011317	Accounts Payable	2266234	Ideal Supplies Inc	\$120.00
12/12/2017	349,734	PMTRX00011319	Accounts Payable	221511	Abraxis, LLC	\$1,903.00
12/12/2017	349,781	PMTRX00011321	Accounts Payable	2266235	Ideal Supplies Inc	\$171.75
12/12/2017	349,898	PMTRX00011323	Accounts Payable	925329	Lowe's	\$97.30
12/12/2017	349,910	PMTRX00011323	Accounts Payable	440698	USA Bluebook	\$403.61
12/12/2017	350,035	PMTRX00011326	Accounts Payable	241408	Crescent Springs Hardware	\$48.98
12/12/2017	350,036	PMTRX00011326	Accounts Payable	241418	Crescent Springs Hardware	\$22.94

12/12/2017	350,080	PMTRX00011326	Accounts Payable	107017245	Sumerel Tire Co., Inc., Bob		\$398.38		
12/13/2017	348,706	PMCHK00006952	Accounts Payable	92538	Loschiavo, Matt	\$60.00			
12/13/2017	348,707	PMVPY00001040	Accounts Payable	91003	Hissong, Michael		\$66.79		
12/13/2017	348,708	PMVVR00001351	Accounts Payable	REFUND CREDIT 07/17	Hissong, Michael	\$66.79			
12/13/2017	348,711	PMTRX00011294	Accounts Payable	47157321436 11/17	Fifth Third Bank-Visa		\$4,466.70		
12/13/2017	348,712	PMCHK00006953	Accounts Payable	92539	Fifth Third Bank-Visa	\$4,466.70			
12/13/2017	348,936	PMTRX00011301	Accounts Payable	MILEAGE 09-12,2017	Bryant, Chris		\$494.88		
12/13/2017	348,940	PMTRX00011301	Accounts Payable	MILEAGE 03-12, 2017	Ford, Kenny		\$437.10		
12/13/2017	349,149	RECVG00002307	Accounts Payable	RCT0000010119	Viking Supply, Inc		\$1,347.05		
12/13/2017	349,150	RECVG00002307	Accounts Payable	RCT0000010120	Florence Winwater Works		\$248.22		
12/13/2017	349,154	RECVG00002307	Accounts Payable	RCT0000010124	Hach Company		\$940.00		
12/13/2017	349,174	PMTRX00011305	Accounts Payable	4002849507	Cintas #315		\$569.29		
12/13/2017	349,182	PMTRX00011305	Accounts Payable	4403644019 12/17	Duke Energy		\$78.31		
12/13/2017	349,203	PMTRX00011306	Accounts Payable	161289	Gleason Electric Inc		\$673.01		
12/13/2017	349,218	PMTRX00011307	Accounts Payable	733-506525	KOI Enterprises, Inc		\$56.76		
12/13/2017	349,226	PMTRX00011307	Accounts Payable	909777	Lowe's		\$28.44		
12/13/2017	349,229	PMTRX00011307	Accounts Payable	925504	Lowe's		\$159.60		
12/13/2017	349,230	PMTRX00011307	Accounts Payable	925445	Lowe's		\$121.55		
12/13/2017	349,233	PMTRX00011307	Accounts Payable	2248057A	Lykins Oil Company		\$1,318.14		
12/13/2017	349,265	PMTRX00011309	Accounts Payable	INV4217364	Orr Safety Corporation		\$53.16		
12/13/2017	349,290	PMTRX00011309	Accounts Payable	9578	Wessel Lawncare & Landscaping		\$700.00		
12/13/2017	349,311	PMTRX00011310	Accounts Payable	6-023-07451	Federal Express		\$41.81		
12/13/2017	349,312	PMTRX00011310	Accounts Payable	121353 00	Florence Winwater Works		\$177.12		
12/13/2017	349,313	PMTRX00011310	Accounts Payable	120383 01	Florence Winwater Works		\$459.46		
12/13/2017	349,321	PMTRX00011310	Accounts Payable	901798	R & M Welding Products Inc		\$119.14		
12/13/2017	349,458	RECVG00002310	Accounts Payable	RCT0000010133	Florence Winwater Works		\$6,462.50		
12/13/2017	349,511	RECVG00002311	Accounts Payable	RCT0000010138	Rawdon Myers Inc		\$2,130.00		
12/13/2017	349,754	PMTRX00011319	Accounts Payable	8375771	Cottingham True Value		\$470.70		
12/13/2017	349,775	PMTRX00011321	Accounts Payable	2266265	Ideal Supplies Inc		\$180.00		
12/13/2017	349,776	PMTRX00011321	Accounts Payable	2266266	Ideal Supplies Inc		\$134.50		
12/13/2017	349,777	PMTRX00011321	Accounts Payable	2266267	Ideal Supplies Inc		\$180.00		
12/13/2017	349,778	PMTRX00011321	Accounts Payable	2266280	Ideal Supplies Inc		\$134.50		
12/13/2017	349,886	PMTRX00011323	Accounts Payable	20257354	Environmental Laboratories, Inc.		\$75.00		
12/13/2017	350,037	PMTRX00011326	Accounts Payable	241434	Crescent Springs Hardware		\$15.48		
12/13/2017	350,114	PMTRX00011329	Accounts Payable	10189	Dons Garage Inc		\$928.02		
System:	HISTORICAL DETAILED T 10/5/2018		10:45:50 AM	Page:	175	User Date:	10/5/2018	User ID:	skampsen
N Ky Water District									
12/13/2017	350,117	PMTRX00011329	Accounts Payable	22362	Mark's Garage		\$92.95		
12/14/2017	349,157	PMTRX00011305	Accounts Payable	288002-3	Arts Rental Equipment & Supply		\$41.00		
12/14/2017	349,160	PMTRX00011305	Accounts Payable	288243-4	Arts Rental Equipment & Supply		\$15.75		
12/14/2017	349,214	PMTRX00011306	Accounts Payable	116224	Industrial Wire Rope Supply Co Inc		\$72.68		
12/14/2017	349,231	PMTRX00011307	Accounts Payable	927835	Lowe's		\$108.22		
12/14/2017	349,237	PMTRX00011307	Accounts Payable	PE EXAM 12/17	Moor, Johnathan		\$1,710.00		
12/14/2017	349,238	PMTRX00011307	Accounts Payable	MILEAGE 12/17	Moor, Johnathan		\$287.30		
12/14/2017	349,282	PMTRX00011309	Accounts Payable	115850401 12/17	Time Warner Cable		\$110.00		
12/14/2017	349,287	PMTRX00011309	Accounts Payable	1255542	USALCO		\$5,725.36		
12/14/2017	349,291	RECVG00002308	Accounts Payable	RCT0000010125	Core & Main		\$311.75		
12/14/2017	349,297	PMTRX00011310	Accounts Payable	4419198 12/17	Cincinnati Bell		\$174.46		
12/14/2017	349,298	PMTRX00011310	Accounts Payable	4419432 12/17	Cincinnati Bell		\$135.47		
12/14/2017	349,299	PMTRX00011310	Accounts Payable	4414090 12/17	Cincinnati Bell		\$407.18		
12/14/2017	349,300	PMTRX00011310	Accounts Payable	4413805 12/17	Cincinnati Bell		\$112.23		
12/14/2017	349,301	PMTRX00011310	Accounts Payable	4413130 12/17	Cincinnati Bell		\$67.73		
12/14/2017	349,302	PMTRX00011310	Accounts Payable	4413118 12/17	Cincinnati Bell		\$65.81		
12/14/2017	349,303	PMTRX00011310	Accounts Payable	4411893 12/17	Cincinnati Bell		\$219.76		
12/14/2017	349,304	PMTRX00011310	Accounts Payable	4411013 12/17	Cincinnati Bell		\$112.23		
12/14/2017	349,305	PMTRX00011310	Accounts Payable	4410896 12/17	Cincinnati Bell		\$61.47		
12/14/2017	349,306	PMTRX00011310	Accounts Payable	4410815 12/17	Cincinnati Bell		\$204.11		
12/14/2017	349,307	PMTRX00011310	Accounts Payable	4410675 12/17	Cincinnati Bell		\$176.83		
12/14/2017	349,308	PMTRX00011310	Accounts Payable	4410482 12/17	Cincinnati Bell		\$562.26		
12/14/2017	349,316	PMTRX00011310	Accounts Payable	4771320	Miele Inc.		\$706.00		
12/14/2017	349,477	PMTRX00011315	Accounts Payable	97600131200 12/17	Duke Energy		\$55.53		
12/14/2017	349,488	PMTRX00011315	Accounts Payable	383332	Minuteman/Design Press		\$132.00		
12/14/2017	349,587	PMVVR00001355	Accounts Payable	PE EXAM 12/17	Moor, Johnathan	\$1,710.00			
12/14/2017	349,597	PMTRX00011317	Accounts Payable	241507	Crescent Springs Hardware		\$4.47		



12/14/2017	349,620	PMTRX00011317	Accounts Payable	PE EXAM 12/17.	Moor, Johnathan		\$1,583.82		
12/14/2017	349,621	PMTRX00011317	Accounts Payable	8000900010891780DC17	Pitney Bowes Inc.		\$3,000.00		
12/14/2017	349,765	PMTRX00011321	Accounts Payable	239480	E & H Integrated Systems		\$513.75		
12/14/2017	349,774	PMTRX00011321	Accounts Payable	2266322	Ideal Supplies Inc		\$480.00		
12/14/2017	349,779	PMTRX00011321	Accounts Payable	2266297	Ideal Supplies Inc		\$120.00		
12/14/2017	349,780	PMTRX00011321	Accounts Payable	2266302	Ideal Supplies Inc		\$249.00		
12/14/2017	349,892	PMTRX00011323	Accounts Payable	12508	Klingenberg's - Covington		\$21.99		
12/14/2017	349,914	PMTRX00011324	Accounts Payable	442742	USA Bluebook		\$71.12		
12/14/2017	350,038	PMTRX00011326	Accounts Payable	241475	Crescent Springs Hardware		\$141.91		
12/14/2017	350,068	PMTRX00011326	Accounts Payable	191773	Reis Concrete Products Inc		\$1,440.00		
12/14/2017	350,077	PMTRX00011326	Accounts Payable	862338	Murphy Tractor & Equipment Co.		\$7,204.24		
12/14/2017	350,330	PMTRX00011334	Accounts Payable	508255	Wildman Corporate Apparel		\$406.24		
12/15/2017	348,937	PMTRX00011301	Accounts Payable	TUITION 12/17	Childs, Mark		\$2,340.00		
12/15/2017	348,955	PMTRX00011301	Accounts Payable	SPGE REGISTR. 2018	Kentucky State Treasurer		\$500.00		
12/15/2017	348,962	PMCHK00006956	Accounts Payable	92540	A-1 Electric Motor Service	\$591.32			
12/15/2017	348,963	PMCHK00006956	Accounts Payable	92541	ACE Exterminating Co. / Dawn	\$2,229.64			
12/15/2017	348,964	PMCHK00006956	Accounts Payable	92542	Ace-Tex Enterprises, Inc.	\$391.15			
12/15/2017	348,965	PMCHK00006956	Accounts Payable	92543	Advanced Glazing Contractors LLC	\$6,551.00			
12/15/2017	348,966	PMCHK00006956	Accounts Payable	92544	Alford, Virgil	\$84.87			
12/15/2017	348,967	PMCHK00006956	Accounts Payable	92545	Allegree, Katherine	\$106.01			
12/15/2017	348,968	PMCHK00006956	Accounts Payable	92546	Armstrong, Lori	\$66.67			
12/15/2017	348,969	PMCHK00006956	Accounts Payable	92547	Arts Rental Equipment & Supply	\$1,779.72			
12/15/2017	348,970	PMCHK00006956	Accounts Payable	92548	Auchter, James	\$117.28			
12/15/2017	348,971	PMCHK00006956	Accounts Payable	92549	Best Way Disposal	\$710.03			
12/15/2017	348,972	PMCHK00006956	Accounts Payable	92550	Bluegrass Electrical Consultants, Inc.	\$1,245.56			
12/15/2017	348,973	PMCHK00006956	Accounts Payable	92551	Bray Truck & Parts	\$4,009.66			
12/15/2017	348,974	PMCHK00006956	Accounts Payable	92552	Bryant, Chris	\$494.88			
12/15/2017	348,975	PMCHK00006956	Accounts Payable	92553	Bunch, Edgar	\$126.65			
12/15/2017	348,976	PMCHK00006956	Accounts Payable	92554	Byrd, Brian	\$86.72			
12/15/2017	348,977	PMCHK00006956	Accounts Payable	92555	Calgon Carbon UV Tech, LLC	\$6,906.47			
12/15/2017	348,978	PMCHK00006956	Accounts Payable	92556	CE Power Solutions, LLC	\$4,740.00			
12/15/2017	348,979	PMCHK00006956	Accounts Payable	92557	Childs, Mark	\$2,340.00			
12/15/2017	348,980	PMCHK00006956	Accounts Payable	92558	Cincinnati Bell	\$14,275.23			
12/15/2017	348,981	PMCHK00006956	Accounts Payable	92559	Cincinnati Bell	\$648.98			
12/15/2017	348,982	PMCHK00006956	Accounts Payable	92560	Clay Smokey	\$325.64			
12/15/2017	348,983	PMCHK00006956	Accounts Payable	92561	Core & Main	\$15,919.50			
12/15/2017	348,984	PMCHK00006956	Accounts Payable	92562	Cox, June	\$97.68			
12/15/2017	348,985	PMCHK00006956	Accounts Payable	92563	Crescent Springs Hardware	\$51.63			
12/15/2017	348,986	PMCHK00006956	Accounts Payable	92564	Davis, Joellen	\$53.11			
12/15/2017	348,987	PMCHK00006956	Accounts Payable	92565	Deatherage, Michelle	\$34.93			
12/15/2017	348,988	PMCHK00006956	Accounts Payable	92566	DeBra-Kuempel	\$3,776.00			
12/15/2017	348,989	PMCHK00006956	Accounts Payable	92567	Delaney & Associates Inc	\$5,114.00			
12/15/2017	348,990	PMCHK00006956	Accounts Payable	92568	Document Destruction	\$395.00			
12/15/2017	348,991	PMCHK00006956	Accounts Payable	92569	Dons Garage Inc	\$418.19			
12/15/2017	348,992	PMCHK00006956	Accounts Payable	92570	Drushal, Micah	\$83.16			
12/15/2017	348,993	PMCHK00006956	Accounts Payable	92571	Dugan, Emily	\$70.49			
12/15/2017	348,994	PMCHK00006956	Accounts Payable	92572	Duke Energy	\$119,768.68			
System:	HISTORICAL DETAILED T 10/5/2018		10:45:50 AM	Page:	176	User Date:	10/5/2018	User ID:	skampsen
N Ky Water District									
12/15/2017	348,995	PMCHK00006956	Accounts Payable	92573	Electric Motor Technologies LLC	\$14,035.00			
12/15/2017	348,996	PMCHK00006956	Accounts Payable	92574	EST Analytical	\$219.69			
12/15/2017	348,997	PMCHK00006956	Accounts Payable	92575	Evans, Deborah	\$32.91			
12/15/2017	348,998	PMCHK00006956	Accounts Payable	92576	Fastenal Company	\$588.50			
12/15/2017	348,999	PMCHK00006956	Accounts Payable	92577	Fein, Mark	\$4.36			
12/15/2017	349,000	PMCHK00006956	Accounts Payable	92578	Fenner, Patrick	\$62.43			
12/15/2017	349,001	PMCHK00006956	Accounts Payable	92579	Foegle, Paul	\$101.60			
12/15/2017	349,002	PMCHK00006956	Accounts Payable	92580	Fortiline, Inc.	\$4,524.75			
12/15/2017	349,003	PMCHK00006956	Accounts Payable	92581	Ford, Kenny	\$437.10			
12/15/2017	349,004	PMCHK00006956	Accounts Payable	92582	Gamble, Cody	\$30.93			
12/15/2017	349,005	PMCHK00006956	Accounts Payable	92583	Glutz, Shawn	\$103.24			
12/15/2017	349,006	PMCHK00006956	Accounts Payable	92584	Goldstein, Connie	\$71.40			
12/15/2017	349,007	PMCHK00006956	Accounts Payable	92585	Grainger	\$72.28			
12/15/2017	349,008	PMCHK00006956	Accounts Payable	92586	Greater Comfort Heating & Air	\$1,395.28			
12/15/2017	349,009	PMCHK00006956	Accounts Payable	92587	Griffin Contracting & Restoration	\$89.33			

12/15/2017	349,010	PMCHK00006956	Accounts Payable	92588	Hach Company	\$120.30			
12/15/2017	349,011	PMCHK00006956	Accounts Payable	92589	Hall's Paving & Sealing, Inc.	\$11,622.25			
12/15/2017	349,012	PMCHK00006956	Accounts Payable	92590	Hassloch, Beth	\$14.44			
12/15/2017	349,013	PMCHK00006956	Accounts Payable	92591	Hissong, Michael	\$66.79			
12/15/2017	349,014	PMCHK00006956	Accounts Payable	92592	Hodges, Nathan	\$2,628.00			
12/15/2017	349,015	PMCHK00006956	Accounts Payable	92593	Ideal Supplies Inc	\$7,954.75			
12/15/2017	349,016	PMCHK00006956	Accounts Payable	92594	IDEXX Distribution, Inc.	\$4,802.04			
12/15/2017	349,017	PMCHK00006956	Accounts Payable	92595	Kemper Inc Richard G	\$111.97			
12/15/2017	349,018	PMCHK00006956	Accounts Payable	92596	KEMI	\$4,814.96			
12/15/2017	349,019	PMCHK00006956	Accounts Payable	92597	KOI Enterprises, Inc	\$360.44			
12/15/2017	349,020	PMCHK00006956	Accounts Payable	92598	Kentucky State Treasurer	\$100.00			
12/15/2017	349,021	PMCHK00006956	Accounts Payable	92599	Kentucky State Treasurer	\$500.00			
12/15/2017	349,022	PMCHK00006956	Accounts Payable	92600	Knowlton, Ford	\$52.19			
12/15/2017	349,023	PMCHK00006956	Accounts Payable	92601	Lowe's	\$678.04			
12/15/2017	349,024	PMCHK00006956	Accounts Payable	92602	Lykins Oil Company	\$3,213.66			
12/15/2017	349,025	PMCHK00006956	Accounts Payable	92603	Maddin, Tanya	\$38.50			
12/15/2017	349,026	PMCHK00006956	Accounts Payable	92604	Mailender Inc.	\$353.57			
12/15/2017	349,027	PMCHK00006956	Accounts Payable	92605	Matheson Tri-Gas, Inc.	\$208.73			
12/15/2017	349,028	PMCHK00006956	Accounts Payable	92606	Mays, Joshua	\$33.82			
12/15/2017	349,029	PMCHK00006956	Accounts Payable	92607	Microsoft	\$183.12			
12/15/2017	349,030	PMCHK00006956	Accounts Payable	92608	Miele Inc.	\$524.48			
12/15/2017	349,031	PMCHK00006956	Accounts Payable	92609	Miller, Erik	\$33.82			
12/15/2017	349,032	PMCHK00006956	Accounts Payable	92610	Miller, Rick	\$78.27			
12/15/2017	349,033	PMCHK00006956	Accounts Payable	92611	Montgomery, Shelby	\$130.04			
12/15/2017	349,034	PMCHK00006956	Accounts Payable	92612	Moore, Melvin	\$126.98			
12/15/2017	349,035	PMCHK00006956	Accounts Payable	92613	NetGain Technologies	\$650.00			
12/15/2017	349,036	PMCHK00006956	Accounts Payable	92614	Noonchester, Judith	\$29.88			
12/15/2017	349,037	PMCHK00006956	Accounts Payable	92615	OFFICETEAM, Specialized Admin. Staffing	\$799.20			
12/15/2017	349,038	PMCHK00006956	Accounts Payable	92616	Owen Electric Cooperative Inc	\$13,237.70			
12/15/2017	349,039	PMCHK00006956	Accounts Payable	92617	Pardo, Miguel	\$61.48			
12/15/2017	349,040	PMCHK00006956	Accounts Payable	92618	Passport Health	\$388.00			
12/15/2017	349,041	PMCHK00006956	Accounts Payable	92619	Paul, Jennifer	\$99.96			
12/15/2017	349,042	PMCHK00006956	Accounts Payable	92620	Pirtek Reading Road	\$2,375.53			
12/15/2017	349,043	PMCHK00006956	Accounts Payable	92621	Randy's Rugged Wear	\$1,179.99			
12/15/2017	349,044	PMCHK00006956	Accounts Payable	92622	R & M Welding Products Inc	\$63.97			
12/15/2017	349,045	PMCHK00006956	Accounts Payable	92623	RNK Environmental Inc	\$238.50			
12/15/2017	349,046	PMCHK00006956	Accounts Payable	92624	RUMPKE	\$83.37			
12/15/2017	349,047	PMCHK00006956	Accounts Payable	92625	Sanitation District No. 1	\$184.21			
12/15/2017	349,048	PMCHK00006956	Accounts Payable	92626	Sears, Joyce	\$64.01			
12/15/2017	349,049	PMCHK00006956	Accounts Payable	92627	Sharpshair, Melissa	\$40.04			
12/15/2017	349,050	PMCHK00006956	Accounts Payable	92628	Smith, Robert	\$24.88			
12/15/2017	349,051	PMCHK00006956	Accounts Payable	92629	Starnes, Christine	\$1.32			
12/15/2017	349,052	PMCHK00006956	Accounts Payable	92630	Sumerel Tire Co., Inc., Bob	\$899.97			
12/15/2017	349,053	PMCHK00006956	Accounts Payable	92631	Taylor, William	\$96.73			
12/15/2017	349,054	PMCHK00006956	Accounts Payable	92632	Teasdale Fenton	\$7,696.92			
12/15/2017	349,055	PMCHK00006956	Accounts Payable	92633	Travelers	\$2,000.00			
12/15/2017	349,056	PMCHK00006956	Accounts Payable	92634	Trenkamp, Holly	\$44.98			
12/15/2017	349,057	PMCHK00006956	Accounts Payable	92635	Univar USA Inc.	\$2,782.95			
12/15/2017	349,058	PMCHK00006956	Accounts Payable	92636	United Window Cleaning Co., Inc.	\$40.00			
12/15/2017	349,059	PMCHK00006956	Accounts Payable	92637	USA Bluebook	\$405.53			
12/15/2017	349,060	PMCHK00006956	Accounts Payable	92638	USALCO	\$5,699.40			
12/15/2017	349,061	PMCHK00006956	Accounts Payable	92639	US Plastic Corp	\$243.32			
12/15/2017	349,062	PMCHK00006956	Accounts Payable	92640	Vertical Systems Elevator	\$369.63			
12/15/2017	349,063	PMCHK00006956	Accounts Payable	92641	Verhoeven, Peiter	\$62.00			
12/15/2017	349,064	PMCHK00006956	Accounts Payable	92642	Viking Supply, Inc	\$1,794.65			
12/15/2017	349,065	PMCHK00006956	Accounts Payable	92643	Voelker, Steve	\$74.77			
12/15/2017	349,066	PMCHK00006956	Accounts Payable	92644	Vogelpohl Fire Equipment, Inc.	\$1,984.58			
12/15/2017	349,067	PMCHK00006956	Accounts Payable	92645	VonLehman & Company Inc.	\$1,000.00			
12/15/2017	349,068	PMCHK00006956	Accounts Payable	92646	Wagner Mary Carol	\$337.34			
System:	HISTORICAL DETAILED T 10/5/2018		10:45:50 AM	Page:	177	User Date:	10/5/2018	User ID:	skampsen
N Ky Water District									
12/15/2017	349,069	PMCHK00006956	Accounts Payable	92647	Wessel Lawncare & Landscaping	\$1,900.00			
12/15/2017	349,070	PMCHK00006956	Accounts Payable	92648	Winkler, John	\$11.31			
12/15/2017	349,178	PMTRX00011305	Accounts Payable	195116	Crawford Insurance	\$1,298.00			

12/15/2017	349,211	PMTRX00011306	Accounts Payable	121517	Hughes, PSC., John N.	\$7,175.00
12/15/2017	349,227	PMTRX00011307	Accounts Payable	927144	Lowe's	\$47.34
12/15/2017	349,262	PMTRX00011309	Accounts Payable	5121001 12/17	Owen Electric Cooperative Inc	\$198.47
12/15/2017	349,263	PMTRX00011309	Accounts Payable	INV4219550	Orr Safety Corporation	\$441.79
12/15/2017	349,266	PMTRX00011309	Accounts Payable	5121000 12/17	Owen Electric Cooperative Inc	\$135.91
12/15/2017	349,284	PMTRX00011309	Accounts Payable	CI-771110	Univar USA Inc.	\$2,781.10
12/15/2017	349,293	RECVG00002308	Accounts Payable	RCT0000010127	Viking Supply, Inc	\$323.75
12/15/2017	349,295	RECVG00002308	Accounts Payable	RCT0000010129	Viking Supply, Inc	\$2,184.10
12/15/2017	349,479	PMTRX00011315	Accounts Payable	37103690014 12/17	Duke Energy	\$10.66
12/15/2017	349,604	PMTRX00011317	Accounts Payable	9645373029	Grainger	\$299.93
12/15/2017	349,606	PMTRX00011317	Accounts Payable	17-4077	Greater Comfort Heating & Air	\$913.92
12/15/2017	349,631	PMTRX00011317	Accounts Payable	346427438	US Bank Equipment Finance	\$79.50
12/15/2017	349,766	PMTRX00011321	Accounts Payable	64935	EST Analytical	\$55.31
12/15/2017	349,771	PMTRX00011321	Accounts Payable	2266349	Ideal Supplies Inc	\$240.00
12/15/2017	349,772	PMTRX00011321	Accounts Payable	2266350	Ideal Supplies Inc	\$240.00
12/15/2017	349,773	PMTRX00011321	Accounts Payable	2266353	Ideal Supplies Inc	\$600.00
12/15/2017	349,916	RECVG00002312	Accounts Payable	RCT0000010141	CDW Government Inc.	\$1,816.14
12/15/2017	349,921	RECVG00002312	Accounts Payable	RCT0000010146	USA Bluebook	\$1,401.00
12/15/2017	350,050	PMTRX00011326	Accounts Payable	241534	Crescent Springs Hardware	\$17.69
12/15/2017	350,072	PMTRX00011326	Accounts Payable	49517	Bray Truck & Parts	\$1,267.77
12/15/2017	350,073	PMTRX00011326	Accounts Payable	49518	Bray Truck & Parts	\$1,257.94
12/15/2017	350,099	RECVG00002313	Accounts Payable	RCT0000010147	Boone-Kenton Lumber Supply Co.	\$1,235.00
12/16/2017	349,475	PMTRX00011315	Accounts Payable	13300564210 12/17	Duke Energy	\$81.11
12/16/2017	349,476	PMTRX00011315	Accounts Payable	30800678010 12/17	Duke Energy	\$18,705.08
12/16/2017	349,478	PMTRX00011315	Accounts Payable	9300832200 12/17	Duke Energy	\$71.23
12/16/2017	349,480	PMTRX00011315	Accounts Payable	98003659011 12/17	Duke Energy	\$492.71
12/16/2017	349,481	PMTRX00011315	Accounts Payable	55002055014 12/17	Duke Energy	\$1,671.46
12/16/2017	349,504	PMTRX00011315	Accounts Payable	26896	Waste Resource Management Inc.	\$1,484.48
12/16/2017	349,519	PMTRX00011316	Accounts Payable	4410813 12/17	Cincinnati Bell	\$69.18
12/16/2017	349,906	PMTRX00011323	Accounts Payable	3362777461	Staples Advantage	\$50.34
12/17/2017	332,646	PMTRX00010917	Accounts Payable	9455009900000 3/4	Sanitation District No. 1	\$15.62
12/17/2017	349,625	PMTRX00011317	Accounts Payable	301018202	Pridestaff Financial	\$1,360.00
12/17/2017	349,626	PMTRX00011317	Accounts Payable	C-013021	Red Wing Shoes	\$169.99
12/18/2017	332,648	PMTRX00010917	Accounts Payable	438081923000 3/4	Sanitation District No. 1	\$378.00
12/18/2017	332,649	PMTRX00010917	Accounts Payable	437015560000 3/4	Sanitation District No. 1	\$21.17
12/18/2017	349,215	PMTRX00011307	Accounts Payable	MILEAGE 12/17	Kampsen, Stacey	\$23.01
12/18/2017	349,225	PMTRX00011307	Accounts Payable	910648	Lowe's	\$4.74
12/18/2017	349,235	PMTRX00011307	Accounts Payable	REFUND CREDIT 12/17	Mayhaus, Colleen	\$126.27
12/18/2017	349,267	PMTRX00011309	Accounts Payable	MILEAGE 04-12, 2017	Rechlin, Lindsey	\$218.07
12/18/2017	349,283	PMTRX00011309	Accounts Payable	SRV019528	TrinSoft, LLC	\$85.00
12/18/2017	349,471	PMTRX00011315	Accounts Payable	7221512	CBT Company	\$104.11
12/18/2017	349,472	PMTRX00011315	Accounts Payable	PERMITS 201718 & 19	City of Southgate	\$50.00
12/18/2017	349,482	PMTRX00011315	Accounts Payable	16503714012 12/17	Duke Energy	\$7.73
12/18/2017	349,483	PMTRX00011315	Accounts Payable	92203548011 12/17	Duke Energy	\$89.91
12/18/2017	349,510	RECVG00002311	Accounts Payable	RCT0000010137	Harper Oil Products Inc	\$4,009.03
12/18/2017	349,521	PMTRX00011316	Accounts Payable	21100162200 12/17	Duke Energy	\$7.73
12/18/2017	349,529	PMTRX00011316	Accounts Payable	428091000000 12/17	Sanitation District No. 1	\$15.12
12/18/2017	349,530	PMTRX00011316	Accounts Payable	438103599002 12/17	Sanitation District No. 1	\$30.24
12/18/2017	349,531	PMTRX00011316	Accounts Payable	437015560000 12/17	Sanitation District No. 1	\$21.17
12/18/2017	349,532	PMTRX00011316	Accounts Payable	438081923000 12/17	Sanitation District No. 1	\$378.00
12/18/2017	349,590	PMTRX00011317	Accounts Payable	144640	A-1 Electric Motor Service	\$112.30
12/18/2017	349,591	PMTRX00011317	Accounts Payable	114128190	Agilent Technologies	\$448.00
12/18/2017	349,605	PMTRX00011317	Accounts Payable	9646830019	Grainger	\$216.03
12/18/2017	349,785	PMTRX00011321	Accounts Payable	87710	Kens Crescent Springs Service	\$55.00
12/18/2017	349,788	PMTRX00011321	Accounts Payable	911200	Lowe's	\$30.39
12/18/2017	349,838	PMTRX00011322	Accounts Payable	511666	Southeastern Equipment Co Inc	\$1,031.57
12/18/2017	350,032	PMTRX00011326	Accounts Payable	9455009900000 55/78	Sanitation District No. 1	\$15.62
12/18/2017	350,067	PMTRX00011326	Accounts Payable	2266386	Ideal Supplies Inc	\$500.00
12/18/2017	350,078	PMTRX00011326	Accounts Payable	111016860	Sumerel Tire Co., Inc., Bob	\$28.99
12/18/2017	350,608	PMTRX00011345	Accounts Payable	589836	ACE Exterminating Co. / Dawn	\$97.00
12/19/2017	349,086	PMTRX00011304	Accounts Payable	122217DEFCOMP	Kentucky State Treasurer	\$5,171.52
12/19/2017	349,087	PMTRX00011304	Accounts Payable	122217DEFLOAN	Kentucky State Treasurer	\$89.68
12/19/2017	349,088	PMCHK00006957	Accounts Payable	92649	Kentucky State Treasurer	\$5,261.20
12/19/2017	349,217	PMTRX00011307	Accounts Payable	767-017201	KOI Enterprises, Inc	\$201.28

12/19/2017	349,222	PMTRX00011307	Accounts Payable	910734	Lowe's	\$1.90			
12/19/2017	349,223	PMTRX00011307	Accounts Payable	903008	Lowe's	\$3.69			
12/19/2017	349,278	PMTRX00011309	Accounts Payable	869540	Stoll Keenon Ogden PLLC	\$393.04			
12/19/2017	349,315	PMTRX00011310	Accounts Payable	16703697	Matheson Tri-Gas, Inc.	\$1,331.32			
12/19/2017	349,456	RECVG00002310	Accounts Payable	RCT0000010131	Core & Main	\$9,025.00			
12/19/2017	349,468	PMTRX00011315	Accounts Payable	7221971	CBT Company	\$247.30			
12/19/2017	349,469	PMTRX00011315	Accounts Payable	7221970	CBT Company	\$47.52			
System:	HISTORICAL DETAILED T 10/5/2018		10:45:50 AM	Page:	178	User Date:	10/5/2018	User ID:	skampsen
N Ky Water District									
12/19/2017	349,473	PMTRX00011315	Accounts Payable	EVENTS 10-12,2017	Clemons, Kim	\$124.80			
12/19/2017	349,486	PMTRX00011315	Accounts Payable	2373561	Lykins Oil Company	\$576.57			
12/19/2017	349,487	PMTRX00011315	Accounts Payable	2369524	Lykins Oil Company	\$951.15			
12/19/2017	349,494	PMTRX00011315	Accounts Payable	49880591	OFFICETEAM, Specialized Admin. Staffing	\$799.20			
12/19/2017	349,515	PMTRX00011316	Accounts Payable	5789898 12/17	Cincinnati Bell	\$1,721.95			
12/19/2017	349,516	PMTRX00011316	Accounts Payable	2830886 12/17	Cincinnati Bell	\$67.73			
12/19/2017	349,517	PMTRX00011316	Accounts Payable	3413035 12/17	Cincinnati Bell	\$168.33			
12/19/2017	349,518	PMTRX00011316	Accounts Payable	5788795 12/17	Cincinnati Bell	\$136.11			
12/19/2017	349,522	PMTRX00011316	Accounts Payable	9800343205 12/17	Duke Energy	\$923.56			
12/19/2017	349,523	PMTRX00011316	Accounts Payable	74300342209 12/17	Duke Energy	\$1,354.14			
12/19/2017	349,524	PMTRX00011316	Accounts Payable	76203669018 12/17	Duke Energy	\$294.31			
12/19/2017	349,589	PMTRX00011317	Accounts Payable	144689	A-1 Electric Motor Service	\$52.54			
12/19/2017	349,593	PMTRX00011317	Accounts Payable	852	Battery Neighbor LLC	\$138.24			
12/19/2017	349,603	PMTRX00011317	Accounts Payable	4983201	Fisher Scientific	\$288.05			
12/19/2017	349,627	PMTRX00011317	Accounts Payable	38702721	Trane U.S., Inc.	\$939.00			
12/19/2017	349,736	PMTRX00011319	Accounts Payable	289886-4	Arts Rental Equipment & Supply	\$42.99			
12/19/2017	349,783	PMTRX00011321	Accounts Payable	939972	Janell Inc.	\$34.60			
12/19/2017	349,794	PMTRX00011321	Accounts Payable	914819	Lowe's	\$92.07			
12/19/2017	349,846	PMTRX00011322	Accounts Payable	446503	USA Bluebook	\$85.88			
12/19/2017	349,847	PMTRX00011322	Accounts Payable	63037	Vogelpohl Fire Equipment, Inc.	\$874.00			
12/19/2017	350,028	PMTRX00011326	Accounts Payable	910859	Lowe's	\$23.12			
12/19/2017	350,063	PMTRX00011326	Accounts Payable	2266440	Ideal Supplies Inc	\$600.00			
12/19/2017	350,064	PMTRX00011326	Accounts Payable	2266415	Ideal Supplies Inc	\$315.00			
12/19/2017	350,065	PMTRX00011326	Accounts Payable	121917	Ideal Supplies Inc	\$120.00			
12/19/2017	350,066	PMTRX00011326	Accounts Payable	2266413	Ideal Supplies Inc	\$240.00			
12/19/2017	350,615	PMTRX00011345	Accounts Payable	575557	RUMPKE	\$10.00			
12/19/2017	350,616	PMTRX00011345	Accounts Payable	INV4080822	Verizon Wireless	\$1,200.00			
12/19/2017	350,881	PMTRX00011350	Accounts Payable	60088	Quality Signs & Service Co., Inc.	\$666.25			
12/20/2017	349,221	PMTRX00011307	Accounts Payable	927854	Lowe's	\$32.90			
12/20/2017	349,457	RECVG00002310	Accounts Payable	RCT0000010132	Florence Winwater Works	\$816.00			
12/20/2017	349,470	PMTRX00011315	Accounts Payable	7222756	CBT Company	\$287.68			
12/20/2017	349,520	PMTRX00011316	Accounts Payable	896115 12/17	Cincinnati Bell Any Distance	\$94.52			
12/20/2017	349,527	PMTRX00011316	Accounts Payable	55600815015 12/17	Duke Energy	\$18,280.77			
12/20/2017	349,595	PMTRX00011317	Accounts Payable	PSV134952	Buckeye Power Sales Co., Inc	\$342.88			
12/20/2017	349,602	PMTRX00011317	Accounts Payable	OHCI679325	Fastenal Company	\$14.40			
12/20/2017	349,608	PMTRX00011317	Accounts Payable	23638	Henn Plumbing Inc.	\$367.60			
12/20/2017	349,793	PMTRX00011321	Accounts Payable	903096	Lowe's	\$9.50			
12/20/2017	349,839	PMTRX00011322	Accounts Payable	9498490	Southern States	\$19.95			
12/20/2017	349,889	PMTRX00011323	Accounts Payable	REFUND CREDIT 12/17	Herald Cory	\$144.42			
12/20/2017	349,909	PMTRX00011323	Accounts Payable	REFUND CREDIT 12/17	Turner, Lance	\$1,014.61			
12/20/2017	349,917	RECVG00002312	Accounts Payable	RCT0000010142	Eckstein Roofing Co.	\$13,400.00			
12/20/2017	349,918	RECVG00002312	Accounts Payable	RCT0000010143	IDEXX Distribution, Inc.	\$3,499.37			
12/20/2017	350,062	PMTRX00011326	Accounts Payable	2266479	Ideal Supplies Inc	\$240.00			
12/20/2017	350,070	PMTRX00011326	Accounts Payable	32588831	Safeguard Business Systems	\$363.46			
12/21/2017	349,337	PMCHK00006960	Accounts Payable	92650	Arts Rental Equipment & Supply	\$423.25			
12/21/2017	349,338	PMCHK00006960	Accounts Payable	92651	AWWA	\$9,559.00			
12/21/2017	349,339	PMCHK00006960	Accounts Payable	92652	Berling Engineering, PLLC., James W	\$425.00			
12/21/2017	349,340	PMCHK00006960	Accounts Payable	92653	Bonded Lock Service LLC	\$532.00			
12/21/2017	349,341	PMCHK00006960	Accounts Payable	92654	CBT Company	\$11,535.51			
12/21/2017	349,342	PMCHK00006960	Accounts Payable	92655	Cincinnati Bell	\$3,199.32			
12/21/2017	349,343	PMCHK00006960	Accounts Payable	92656	Cintas #315	\$3,096.63			
12/21/2017	349,344	PMCHK00006960	Accounts Payable	92657	Core & Main	\$311.75			
12/21/2017	349,345	PMCHK00006960	Accounts Payable	92658	Crawford Insurance	\$1,298.00			
12/21/2017	349,346	PMCHK00006960	Accounts Payable	92659	Desert Diamond Industries, LLC	\$3,675.00			
12/21/2017	349,347	PMCHK00006960	Accounts Payable	92660	Dixon Engineering, Inc.	\$5,500.00			

12/21/2017	349,348	PMCHK00006960	Accounts Payable	92661	Duke Energy	\$7,245.73			
12/21/2017	349,349	PMCHK00006960	Accounts Payable	92662	Environmental Laboratories, Inc.	\$42.00			
12/21/2017	349,350	PMCHK00006960	Accounts Payable	92663	Eppendorf North America, Inc.	\$481.14			
12/21/2017	349,351	PMCHK00006960	Accounts Payable	92664	Fastenal Company	\$296.60			
12/21/2017	349,352	PMCHK00006960	Accounts Payable	92665	Federal Express	\$41.81			
12/21/2017	349,353	PMCHK00006960	Accounts Payable	92666	Fisher Scientific	\$708.37			
12/21/2017	349,354	PMCHK00006960	Accounts Payable	92667	Flashlight Outlet	\$2,574.01			
12/21/2017	349,355	PMCHK00006960	Accounts Payable	92668	Florence Winwater Works	\$884.80			
12/21/2017	349,356	PMCHK00006960	Accounts Payable	92669	Fortiline, Inc.	\$300.00			
12/21/2017	349,357	PMCHK00006960	Accounts Payable	92670	Gleason Electric Inc	\$673.01			
12/21/2017	349,358	PMCHK00006960	Accounts Payable	92671	Grainger	\$203.92			
12/21/2017	349,359	PMCHK00006960	Accounts Payable	92672	Greater Comfort Heating & Air	\$1,229.62			
12/21/2017	349,360	PMCHK00006960	Accounts Payable	92673	GRW Engineers, Inc	\$1,400.00			
12/21/2017	349,361	PMCHK00006960	Accounts Payable	92674	Hach Company	\$1,109.14			
12/21/2017	349,362	PMCHK00006960	Accounts Payable	92675	Hall's Paving & Sealing, Inc.	\$2,217.60			
12/21/2017	349,363	PMCHK00006960	Accounts Payable	92676	Hughes, PSC., John N.	\$7,175.00			
12/21/2017	349,364	PMCHK00006960	Accounts Payable	92677	Human Resource Profile Inc	\$100.00			
12/21/2017	349,365	PMCHK00006960	Accounts Payable	92678	Ideal Supplies Inc	\$120.00			
12/21/2017	349,366	PMCHK00006960	Accounts Payable	92679	Industrial Wire Rope Supply Co Inc	\$72.68			
System:	HISTORICAL DETAILED T 10/5/2018		10:45:50 AM	Page:	179	User Date:	10/5/2018	User ID:	skampsen
N Ky Water District									
12/21/2017	349,367	PMCHK00006960	Accounts Payable	92680	Kampsen, Stacey	\$23.01			
12/21/2017	349,368	PMCHK00006960	Accounts Payable	92681	Kemira Water Solutions, Inc.	\$4,976.88			
12/21/2017	349,369	PMCHK00006960	Accounts Payable	92682	KOI Enterprises, Inc	\$258.04			
12/21/2017	349,370	PMCHK00006960	Accounts Payable	92683	Len Riegler Blacktop, Inc.	\$38,375.50			
12/21/2017	349,371	PMCHK00006960	Accounts Payable	92684	Lincoln National Life Insurance Co.	\$5,501.66			
12/21/2017	349,372	PMCHK00006960	Accounts Payable	92685	Lowe's	\$801.81			
12/21/2017	349,373	PMCHK00006960	Accounts Payable	92686	Lykins Oil Company	\$1,318.14			
12/21/2017	349,374	PMCHK00006960	Accounts Payable	92687	Mailender Inc.	\$294.74			
12/21/2017	349,375	PMCHK00006960	Accounts Payable	92688	Matheson Tri-Gas, Inc.	\$1,982.40			
12/21/2017	349,376	PMCHK00006960	Accounts Payable	92689	Mayhaus, Colleen	\$126.27			
12/21/2017	349,377	PMCHK00006960	Accounts Payable	92690	Midwest Bottle Gas Dist. Inc	\$310.74			
12/21/2017	349,378	PMCHK00006960	Accounts Payable	92691	Miele Inc.	\$706.00			
12/21/2017	349,379	PMCHK00006960	Accounts Payable	92692	Moor, Johnathan	\$1,997.30			
12/21/2017	349,380	PMCHK00006960	Accounts Payable	92693	National Water Services, LLC	\$2,525.00			
12/21/2017	349,381	PMCHK00006960	Accounts Payable	92694	Orr Safety Corporation	\$569.05			
12/21/2017	349,382	PMCHK00006960	Accounts Payable	92695	Owen Electric Cooperative Inc	\$334.38			
12/21/2017	349,383	PMCHK00006960	Accounts Payable	92696	Pollard Water	\$477.81			
12/21/2017	349,384	PMCHK00006960	Accounts Payable	92697	Pridestaff Financial	\$2,720.00			
12/21/2017	349,385	PMCHK00006960	Accounts Payable	92698	Rechtin, Lindsey	\$218.07			
12/21/2017	349,386	PMCHK00006960	Accounts Payable	92699	R & M Welding Products Inc	\$971.17			
12/21/2017	349,387	PMCHK00006960	Accounts Payable	92700	Rye Engineering PLC	\$32,175.00			
12/21/2017	349,388	PMCHK00006960	Accounts Payable	92701	Sanitation District No. 1	\$195.04			
12/21/2017	349,389	PMCHK00006960	Accounts Payable	92702	Jeff Schuchter	\$137.50			
12/21/2017	349,390	PMCHK00006960	Accounts Payable	92703	Sigma-Aldrich Inc	\$75.01			
12/21/2017	349,391	PMCHK00006960	Accounts Payable	92704	Staples Advantage	\$208.28			
12/21/2017	349,392	PMCHK00006960	Accounts Payable	92705	Stoll Keenon Ogden PLLC	\$393.04			
12/21/2017	349,393	PMCHK00006960	Accounts Payable	92706	Sumerel Tire Co., Inc., Bob	\$638.43			
12/21/2017	349,394	PMCHK00006960	Accounts Payable	92707	Thermo Electron NA LLC	\$1,028.88			
12/21/2017	349,395	PMCHK00006960	Accounts Payable	92708	Thomson Reuters	\$144.00			
12/21/2017	349,396	PMCHK00006960	Accounts Payable	92709	Time Warner Cable	\$110.00			
12/21/2017	349,397	PMCHK00006960	Accounts Payable	92710	TrinSoft, LLC	\$85.00			
12/21/2017	349,398	PMCHK00006960	Accounts Payable	92711	Univar USA Inc.	\$2,781.10			
12/21/2017	349,399	PMCHK00006960	Accounts Payable	92712	United Healthcare Insurance	\$264,338.46			
12/21/2017	349,400	PMCHK00006960	Accounts Payable	92713	USA Bluebook	\$819.48			
12/21/2017	349,401	PMCHK00006960	Accounts Payable	92714	USALCO	\$5,725.36			
12/21/2017	349,402	PMCHK00006960	Accounts Payable	92715	US Bank Equipment Finance	\$1,169.26			
12/21/2017	349,403	PMCHK00006960	Accounts Payable	92716	Viking Supply, Inc	\$4,966.30			
12/21/2017	349,404	PMCHK00006960	Accounts Payable	92717	Wessel Lawncare & Landscaping	\$700.00			
12/21/2017	349,405	PMCHK00006960	Accounts Payable	92718	Wesco Receivables Corp	\$521.11			
12/21/2017	349,474	PMTRX00011315	Accounts Payable	MILEAGE 05-12,2017	Clemons, Kim		\$202.23		
12/21/2017	349,498	PMTRX00011315	Accounts Payable	543575506	Sigma-Aldrich Inc		\$1,302.99		
12/21/2017	349,500	PMTRX00011315	Accounts Payable	169679	Temco Inc.		\$164.26		
12/21/2017	349,525	PMTRX00011316	Accounts Payable	30903811010 12/17	Duke Energy		\$289.12		

12/21/2017	349,526	PMTRX00011316	Accounts Payable	28203690012 12/17	Duke Energy	\$76.79	
12/21/2017	349,528	PMTRX00011316	Accounts Payable	5121004 12/17	Owen Electric Cooperative Inc	\$93.12	
12/21/2017	349,586	PMVPY00001041	Accounts Payable	92692	Moor, Johnathan	\$1,997.30	
12/21/2017	349,596	PMTRX00011317	Accounts Payable	7223713	CBT Company	\$286.06	
12/21/2017	349,601	PMTRX00011317	Accounts Payable	4000733041	Eppendorf North America, Inc.	\$245.99	
12/21/2017	349,617	PMTRX00011317	Accounts Payable	2248059A	Lykins Oil Company	\$1,005.34	
12/21/2017	349,630	PMTRX00011317	Accounts Payable	1256068	USALCO	\$5,878.76	
12/21/2017	349,632	PMTRX00011317	Accounts Payable	509917	Wildman Corporate Apparel	\$75.96	
12/21/2017	349,633	PMTRX00011317	Accounts Payable	509918	Wildman Corporate Apparel	\$60.76	
12/21/2017	349,634	PMTRX00011317	Accounts Payable	509909	Wildman Corporate Apparel	\$22.78	
12/21/2017	349,635	PMTRX00011317	Accounts Payable	509911	Wildman Corporate Apparel	\$37.98	
12/21/2017	349,762	PMTRX00011321	Accounts Payable	80000694200 12/17	Duke Energy	\$724.16	
12/21/2017	349,784	PMTRX00011321	Accounts Payable	S100174415.001	Johnson Electric Supply Co., The	\$70.22	
12/21/2017	349,789	PMTRX00011321	Accounts Payable	927287	Lowe's	\$63.54	
12/21/2017	349,799	PMTRX00011321	Accounts Payable	17499	Next Gen Cabling, Inc.	\$777.11	
12/21/2017	349,897	PMTRX00011323	Accounts Payable	927226..	Lowe's	\$18.88	
12/21/2017	350,022	PMTRX00011326	Accounts Payable	853	Battery Neighbor LLC	\$236.00	
12/21/2017	350,024	PMTRX00011326	Accounts Payable	142621	Flashlight Outlet	\$619.31	
12/21/2017	350,030	PMTRX00011326	Accounts Payable	INV4224928	Orr Safety Corporation	\$48.49	
12/21/2017	350,057	PMTRX00011326	Accounts Payable	2266526	Ideal Supplies Inc	\$480.00	
12/21/2017	350,058	PMTRX00011326	Accounts Payable	2266524	Ideal Supplies Inc	\$440.00	
12/21/2017	350,059	PMTRX00011326	Accounts Payable	2266511	Ideal Supplies Inc	\$1,015.00	
12/21/2017	350,060	PMTRX00011326	Accounts Payable	2266509	Ideal Supplies Inc	\$240.00	
12/21/2017	350,061	PMTRX00011326	Accounts Payable	2266508	Ideal Supplies Inc	\$240.00	
12/21/2017	350,074	PMTRX00011326	Accounts Payable	49547	Bray Truck & Parts	\$220.00	
12/21/2017	350,081	PMTRX00011326	Accounts Payable	107017429	Sumerel Tire Co., Inc., Bob	\$30.99	
12/21/2017	350,082	PMTRX00011326	Accounts Payable	107017423	Sumerel Tire Co., Inc., Bob	\$68.99	
12/21/2017	350,091	PMVPY00001047	Accounts Payable	92662	Environmental Laboratories, Inc.	\$42.00	
12/22/2017	349,467	PMTRX00011315	Accounts Payable	MILEAGE 11-12,2017	Boden, Deanna	\$78.11	
12/22/2017	349,513	PMTRX00011316	Accounts Payable	2920102 12/17	Cincinnati Bell	\$54.52	
12/22/2017	349,514	PMTRX00011316	Accounts Payable	5810345 12/17	Cincinnati Bell	\$78.84	
System:	HISTORICAL DETAILED T 10/5/2018		10:45:50 AM	Page:	180	User Date: 10/5/2018	User ID: skampsen
N Ky Water District							
12/22/2017	349,600	PMTRX00011317	Accounts Payable	81903790016 12/17	Duke Energy	\$8.19	
12/22/2017	349,619	PMTRX00011317	Accounts Payable	MILEAGE 09-11, 2017	Moor, Johnathan	\$50.83	
12/22/2017	349,629	PMTRX00011317	Accounts Payable	80696	Unistrut Cincinnati	\$748.10	
12/22/2017	349,738	PMTRX00011319	Accounts Payable	44964	Calloway Cleaning & Restoration	\$3,139.06	
12/22/2017	349,739	PMTRX00011319	Accounts Payable	44963	Calloway Cleaning & Restoration	\$3,405.78	
12/22/2017	349,740	PMTRX00011319	Accounts Payable	44965	Calloway Cleaning & Restoration	\$1,536.29	
12/22/2017	349,741	PMTRX00011319	Accounts Payable	44962	Calloway Cleaning & Restoration	\$4,567.99	
12/22/2017	349,769	PMTRX00011321	Accounts Payable	S 32089	Georges Truck Center Inc	\$29.82	
12/22/2017	349,786	PMTRX00011321	Accounts Payable	17-3985	Len Riegler Blacktop, Inc.	\$4,217.40	
12/22/2017	349,787	PMTRX00011321	Accounts Payable	927365..	Lowe's	\$5.70	
12/22/2017	349,835	PMTRX00011322	Accounts Payable	12519	Sanitation District No. 1	\$2,051.66	
12/22/2017	349,844	PMTRX00011322	Accounts Payable	28550	United Window Cleaning Co., Inc.	\$40.00	
12/22/2017	349,850	PMTRX00011322	Accounts Payable	365741 00	Wilder Winnelson	\$552.69	
12/22/2017	349,896	PMTRX00011323	Accounts Payable	927464	Lowe's	\$150.26	
12/22/2017	349,920	RECVG00002312	Accounts Payable	RCT0000010145	Security Fence Group, Inc.	\$1,090.00	
12/22/2017	350,045	PMTRX00011326	Accounts Payable	10769560	Hach Company	\$192.89	
12/22/2017	350,051	PMTRX00011326	Accounts Payable	413938	Hall's Paving & Sealing, Inc.	\$8,210.35	
12/22/2017	350,052	PMTRX00011326	Accounts Payable	2266558	Ideal Supplies Inc	\$180.00	
12/22/2017	350,053	PMTRX00011326	Accounts Payable	2266555	Ideal Supplies Inc	\$590.00	
12/22/2017	350,054	PMTRX00011326	Accounts Payable	2266548	Ideal Supplies Inc	\$660.00	
12/22/2017	350,055	PMTRX00011326	Accounts Payable	2266543	Ideal Supplies Inc	\$165.00	
12/22/2017	350,056	PMTRX00011326	Accounts Payable	2266540	Ideal Supplies Inc	\$600.00	
12/22/2017	350,116	PMTRX00011329	Accounts Payable	772-76071	KOI Enterprises, Inc	\$35.80	
12/22/2017	350,119	PMTRX00011329	Accounts Payable	22400	Mark's Garage	\$823.49	
12/22/2017	350,207	PMTRX00011332	Accounts Payable	4002983865	Cintas #315	\$632.48	
12/23/2017	332,645	PMTRX00010917	Accounts Payable	2030061001000 3/4	Sanitation District No. 1	\$258.55	
12/23/2017	332,647	PMTRX00010917	Accounts Payable	5101003380000 3/4	Sanitation District No. 1	\$69.55	
12/23/2017	349,624	PMTRX00011317	Accounts Payable	3691841	Pratt, Co Henry	\$332.43	
12/23/2017	350,122	PMTRX00011329	Accounts Payable	3363325414	Staples Advantage	\$28.59	
12/23/2017	350,123	PMTRX00011329	Accounts Payable	9798610994	Verizon Wireless	\$150.10	
12/23/2017	350,617	PMTRX00011345	Accounts Payable	26842	Waste Resource Management Inc.	\$2,013.12	

12/23/2017	350,618	PMTRX00011345	Accounts Payable	26843	Waste Resource Management Inc.	\$1,007.36		
12/24/2017	350,227	PMTRX00011332	Accounts Payable	301020569	Pridestaff Financial	\$878.22		
12/25/2017	349,493	PMTRX00011315	Accounts Payable	49917738	OFFICETEAM, Specialized Admin. Staffing	\$799.20		
12/25/2017	349,495	PMTRX00011315	Accounts Payable	49917709	OFFICETEAM, Specialized Admin. Staffing	\$758.10		
12/25/2017	349,742	PMTRX00011319	Accounts Payable	1007823 12/17	Cincinnati Bell	\$241.35		
12/25/2017	349,743	PMTRX00011319	Accounts Payable	7810420 12/17	Cincinnati Bell	\$68.09		
12/25/2017	349,744	PMTRX00011319	Accounts Payable	7811600 12/17	Cincinnati Bell	\$333.17		
12/25/2017	349,747	PMTRX00011319	Accounts Payable	7811203 12/17	Cincinnati Bell	\$189.18		
12/25/2017	349,748	PMTRX00011319	Accounts Payable	4410536 12/17	Cincinnati Bell	\$248.98		
12/25/2017	349,753	PMTRX00011319	Accounts Payable	1706586318	Clean Harbors Env. Services	\$1,717.50		
12/25/2017	349,841	PMTRX00011322	Accounts Payable	140175801 12/17	Time Warner Cable	\$248.18		
12/25/2017	349,911	PMTRX00011323	Accounts Payable	9798807574	Verizon Wireless	\$7,797.74		
12/26/2017	349,745	PMTRX00011319	Accounts Payable	4480307 12/17	Cincinnati Bell	\$64.49		
12/26/2017	349,746	PMTRX00011319	Accounts Payable	5811080 12/17	Cincinnati Bell	\$298.28		
12/26/2017	350,021	PMTRX00011326	Accounts Payable	672859	Abco Safety	\$553.07		
12/26/2017	350,034	PMTRX00011326	Accounts Payable	195386	Crawford Insurance	\$102.00		
12/26/2017	350,069	PMTRX00011326	Accounts Payable	32595747	Safeguard Business Systems	\$35.35		
12/27/2017	349,451	PMTRX00011313	Accounts Payable	3214H7087 01/18	Travelers	\$121,608.00		
12/27/2017	349,452	PMCHK00006961	Accounts Payable	92719	Travelers	\$121,608.00		
12/27/2017	349,453	PMTRX00011314	Accounts Payable	122917DEFCOMP	Kentucky State Treasurer	\$5,281.13		
12/27/2017	349,454	PMTRX00011314	Accounts Payable	122917DEFLOANS	Kentucky State Treasurer	\$89.68		
12/27/2017	349,455	PMCHK00006962	Accounts Payable	92720	Kentucky State Treasurer	\$5,370.81		
12/27/2017	349,484	PMTRX00011315	Accounts Payable	UNIFORMS 12/17	Franzen, TJ	\$112.44		
12/27/2017	349,485	PMTRX00011315	Accounts Payable	UNIFORMS 12/17	Hoffman, Jeremy	\$79.88		
12/27/2017	349,594	PMTRX00011317	Accounts Payable	CDL 12/17	Blevins, Ronald	\$50.00		
12/27/2017	349,598	PMTRX00011317	Accounts Payable	241734	Crescent Springs Hardware	\$33.12		
12/27/2017	349,614	PMTRX00011317	Accounts Payable	743-121559	KOI Enterprises, Inc	\$82.92		
12/27/2017	349,763	PMTRX00011321	Accounts Payable	51502144018 12/17	Duke Energy	\$99.58		
12/27/2017	349,768	PMTRX00011321	Accounts Payable	S 32144	Georges Truck Center Inc	\$193.58		
12/27/2017	349,790	PMTRX00011321	Accounts Payable	927159	Lowe's	\$8.54		
12/27/2017	349,791	PMTRX00011321	Accounts Payable	927181	Lowe's	\$29.36		
12/27/2017	349,792	PMTRX00011321	Accounts Payable	927137..	Lowe's	\$23.77		
12/27/2017	349,834	PMTRX00011322	Accounts Payable	2375828	RUMPKE	\$120.00		
12/27/2017	349,840	PMTRX00011322	Accounts Payable	169732	Temco Inc.	\$514.71		
12/27/2017	349,848	PMTRX00011322	Accounts Payable	9593	Wessel Lawncare & Landscaping	\$795.00		
12/27/2017	349,877	PMTRX00011323	Accounts Payable	80016958	Badger Meter, Inc	\$78.00		
12/27/2017	349,884	PMTRX00011323	Accounts Payable	8400403202 12/17	Duke Energy	\$8.10		
12/27/2017	349,885	PMTRX00011323	Accounts Payable	87400403218 12/17	Duke Energy	\$32.10		
12/27/2017	349,890	PMTRX00011323	Accounts Payable	361914	Kemper Inc Richard G	\$13.99		
12/27/2017	349,893	PMTRX00011323	Accounts Payable	24909	Literature Fulfillment Services	\$18,839.63		
12/27/2017	349,905	PMTRX00011323	Accounts Payable	REFUND CREDIT 12/17	Smeller, Casey	\$531.87		
12/27/2017	349,908	PMTRX00011323	Accounts Payable	9020770175	Thermo Electron NA LLC	\$29.20		
12/27/2017	350,039	PMTRX00011326	Accounts Payable	47157321436 12/17	Fifth Third Bank-Visa	\$2,710.34		
System:	HISTORICAL DETAILED T 10/5/2018		Accounts Payable	181	User Date:	10/5/2018	User ID:	skampsen
N Ky Water District								
12/27/2017	350,071	PMTRX00011326	Accounts Payable	REISSUE CDL 12/17	Blevins, Ronald	\$50.00		
12/27/2017	350,079	PMTRX00011326	Accounts Payable	107017529	Sumerel Tire Co., Inc., Bob	\$54.97		
12/27/2017	350,118	PMTRX00011329	Accounts Payable	22415	Mark's Garage	\$106.95		
12/27/2017	350,120	PMTRX00011329	Accounts Payable	22414	Mark's Garage	\$525.40		
12/27/2017	350,195	RECVG00002315	Accounts Payable	RCT0000010154	Fortiline, Inc.	\$305.80		
12/27/2017	350,206	PMTRX00011332	Accounts Payable	4003045701	Cintas #315	\$569.29		
12/27/2017	350,228	PMTRX00011332	Accounts Payable	122617	Randy's Rugged Wear	\$2,098.93		
12/27/2017	350,236	PMTRX00011332	Accounts Payable	38713734	Trane U.S., Inc.	\$1,244.39		
12/27/2017	350,237	PMTRX00011332	Accounts Payable	365744 00	Wilder Winnelson	\$552.69		
12/28/2017	349,592	PMTRX00011317	Accounts Payable	RON LOVAN 2018	American Academy	\$200.00		
12/28/2017	349,599	PMTRX00011317	Accounts Payable	FIRE HYDRANT 1900	Derek Inc.	\$240.40		
12/28/2017	349,607	PMTRX00011317	Accounts Payable	FIRE HYDRANT 1901	Hall Contracting of Ky Inc.	\$320.79		
12/28/2017	349,611	PMTRX00011317	Accounts Payable	FIRE HYDRANT 1905	Joshua One LLC	\$200.79		
12/28/2017	349,615	PMTRX00011317	Accounts Payable	FIRE HYDRANT 1903	Leak Eliminators	\$111.98		
12/28/2017	349,616	PMTRX00011317	Accounts Payable	FIRE HYDRANT 1907	Len Riegler Blacktop, Inc.	\$37.09		
12/28/2017	349,618	PMTRX00011317	Accounts Payable	FIRE HYDRANT 1899	Miller Pipeline	\$947.74		
12/28/2017	349,628	PMTRX00011317	Accounts Payable	FIRE HYDRANT 1902	TWC Concrete	\$117.97		
12/28/2017	349,735	PMTRX00011319	Accounts Payable	291997-1	Arts Rental Equipment & Supply	\$136.00		
12/28/2017	349,761	PMTRX00011321	Accounts Payable	11402057019 12/17	Duke Energy	\$100.78		

12/28/2017	349,764	PMTRX00011321	Accounts Payable	10300223228 12/17	Duke Energy	\$12,071.27	
12/28/2017	349,801	PMTRX00011321	Accounts Payable	5121002 12/17	Owen Electric Cooperative Inc	\$228.61	
12/28/2017	349,828	PMTRX00011322	Accounts Payable	R101070	Res/Comm Security Systems Inc.	\$51.00	
12/28/2017	349,829	PMTRX00011322	Accounts Payable	R101071	Res/Comm Security Systems Inc.	\$51.00	
12/28/2017	349,830	PMTRX00011322	Accounts Payable	R101072	Res/Comm Security Systems Inc.	\$51.00	
12/28/2017	349,831	PMTRX00011322	Accounts Payable	R101078	Res/Comm Security Systems Inc.	\$51.00	
12/28/2017	349,832	PMTRX00011322	Accounts Payable	R101079	Res/Comm Security Systems Inc.	\$51.00	
12/28/2017	349,833	PMTRX00011322	Accounts Payable	R101069	Res/Comm Security Systems Inc.	\$51.00	
12/28/2017	349,882	PMTRX00011323	Accounts Payable	241754	Crescent Springs Hardware	\$10.15	
12/28/2017	349,883	PMTRX00011323	Accounts Payable	2004482	Dove Data Products, Inc.	\$505.00	
12/28/2017	349,891	PMTRX00011323	Accounts Payable	9017573523	Kemira Water Solutions, Inc.	\$5,210.63	
12/28/2017	349,902	PMTRX00011323	Accounts Payable	1511358	Restek Corporation	\$1,327.84	
12/28/2017	349,903	PMTRX00011323	Accounts Payable	902678	R & M Welding Products Inc	\$32.50	
12/28/2017	350,031	PMTRX00011326	Accounts Payable	INV4228758	Orr Safety Corporation	\$78.21	
12/28/2017	350,040	PMTRX00011326	Accounts Payable	121404 01	Florence Winwater Works	\$389.20	
12/29/2017	349,737	PMTRX00011319	Accounts Payable	855	Battery Neighbor LLC	\$406.32	
12/29/2017	349,755	PMTRX00011320	Accounts Payable	A0005344 4TH QTR 17	United Way of Greater Cinti	\$1,387.79	
12/29/2017	349,756	PMTRX00011320	Accounts Payable	00-932071A-4 DEC17	Kentucky League of Cities	\$1,856.23	
12/29/2017	349,767	PMTRX00011321	Accounts Payable	6001177	Fisher Scientific	\$1,330.42	
12/29/2017	349,770	PMTRX00011321	Accounts Payable	16225	Greko Supply Company	\$44.00	
12/29/2017	349,795	PMTRX00011321	Accounts Payable	927660	Lowe's	\$249.41	
12/29/2017	349,843	PMTRX00011322	Accounts Payable	CI-772468	Univar USA Inc.	\$2,774.31	
12/29/2017	349,845	PMTRX00011322	Accounts Payable	44828489	United Healthcare Insurance	\$5.68	
12/29/2017	349,879	PMTRX00011323	Accounts Payable	4910801 12/17	Cincinnati Bell	\$129.36	
12/29/2017	349,880	PMTRX00011323	Accounts Payable	1031033 12/17	Cincinnati Bell	\$115.94	
12/29/2017	349,887	PMTRX00011323	Accounts Payable	KYERL234628	Fastenal Company	\$14.32	
12/29/2017	349,899	PMTRX00011323	Accounts Payable	MILEAGE 10-12,2017	Medert Colleen	\$28.39	
12/29/2017	349,904	PMTRX00011323	Accounts Payable	2389	RNK Environmental Inc	\$715.00	
12/29/2017	350,023	PMTRX00011326	Accounts Payable	27102181013 12/17	Duke Energy	\$9.80	
12/29/2017	350,029	PMTRX00011326	Accounts Payable	2379976	Lykins Oil Company	\$1,298.41	
12/29/2017	350,033	PMTRX00011326	Accounts Payable	64104	Around the Clock Answering Service	\$610.00	
12/29/2017	350,083	PMTRX00011326	Accounts Payable	107017570	Sumerel Tire Co., Inc., Bob	\$75.85	
12/29/2017	350,084	PMTRX00011326	Accounts Payable	531731	Travelers	\$5,000.00	
12/29/2017	350,110	PMTRX00011329	Accounts Payable	AR00181575	Badger Daylighting Corp.	\$1,210.00	
12/29/2017	350,111	PMTRX00011329	Accounts Payable	AR00181589	Badger Daylighting Corp.	\$1,630.00	
12/29/2017	350,215	PMTRX00011332	Accounts Payable	16587	Fastech Alarms &	\$211.99	
12/29/2017	350,222	PMTRX00011332	Accounts Payable	998803	Mobilcomm Inc.	\$499.00	
12/29/2017	350,223	PMTRX00011332	Accounts Payable	998812	Mobilcomm Inc.	\$464.00	
12/29/2017	350,611	PMTRX00011345	Accounts Payable	87770	Kens Crescent Springs Service	\$165.00	
12/29/2017	352,176	PMTRX00011380	Accounts Payable	5170159.001	Pirtek Reading Road	\$1,565.15	
12/30/2017	349,749	PMTRX00011319	Accounts Payable	4125	City of Cold Spring	\$229.50	
12/30/2017	349,750	PMTRX00011319	Accounts Payable	4131	City of Cold Spring	\$13.50	
12/30/2017	349,797	PMTRX00011321	Accounts Payable	MILEAGE 12/17	McGrath William D	\$12.31	
12/30/2017	349,842	PMTRX00011322	Accounts Payable	CI-772626	Univar USA Inc.	\$6,098.83	
12/30/2017	350,232	PMTRX00011332	Accounts Payable	3363908291	Staples Advantage	\$53.10	
12/30/2017	350,233	PMTRX00011332	Accounts Payable	3363908290	Staples Advantage	\$74.64	
12/30/2017	350,332	PMTRX00011334	Accounts Payable	0001097580/55961	Enquirer Media	\$74.29	
12/30/2017	350,609	PMTRX00011345	Accounts Payable	Aug-17	Becknell-Coghill Inc	\$31,260.00	
12/30/2017	350,610	PMTRX00011345	Accounts Payable	0001097665/57333	Enquirer Media	\$573.16	
12/30/2017	350,619	PMTRX00011345	Accounts Payable	26844	Waste Resource Management Inc.	\$1,603.84	
12/31/2017	349,796	PMTRX00011321	Accounts Payable	16747531	Matheson Tri-Gas, Inc.	\$208.73	
12/31/2017	349,849	PMTRX00011322	Accounts Payable	52580515	Wex Bank	\$13,436.35	
12/31/2017	349,878	PMTRX00011323	Accounts Payable	53074	Blue Chip Express & Courier Service	\$210.00	
12/31/2017	349,901	PMTRX00011323	Accounts Payable	PETTY CASH 12/17	Mary C.Wagner / Petty Cash	\$287.36	
12/31/2017	350,046	PMTRX00011326	Accounts Payable	101573	Bray Trucking Inc.	\$4,395.76	
System:	HISTORICAL DETAILED T 10/5/2018		10:45:50 AM	Page:	182	User Date: 10/5/2018	User ID: skampsen
N Ky Water District							
12/31/2017	350,047	PMTRX00011326	Accounts Payable	101574	Bray Trucking Inc.	\$565.46	
12/31/2017	350,048	PMTRX00011326	Accounts Payable	101575	Bray Trucking Inc.	\$120.00	
12/31/2017	350,049	PMTRX00011326	Accounts Payable	101576	Bray Trucking Inc.	\$512.00	
12/31/2017	350,112	PMTRX00011329	Accounts Payable	7228019	CBT Company	\$474.85	
12/31/2017	350,121	PMTRX00011329	Accounts Payable	38304	Northern Kentucky Machine	\$165.00	
12/31/2017	350,203	PMTRX00011332	Accounts Payable	AR00182471	Badger Daylighting Corp.	\$1,105.00	
12/31/2017	350,229	PMTRX00011332	Accounts Payable	89954	R & M Welding Products Inc	\$293.63	



12/31/2017	350,614	PMTRX00011345	Accounts Payable	301023060	Pridestaff Financial		\$816.00	
12/31/2017	350,828	PMTRX00011348	Accounts Payable	SIN101083	Pacific Interpreters		\$8.70	
12/31/2017	350,907	PMTRX00011351	Accounts Payable	0562002027.02 11/17	City of Taylor Mill		\$203.98	
12/31/2017	351,509	GLTRX00045629					\$32,080.99	
12/31/2017	351,514	GLTRX00045632				\$12,240.88		
12/31/2017	351,523	PMTRX00011364	Accounts Payable	XT00129171	Advanced Utility Systems		\$700.00	
12/31/2017	351,690	PMTRX00011371	Accounts Payable	JUNE 2017- DEC 2017	City of Ft. Thomas		\$615.00	
			Totals:	Account:	231-0001-000	Ending Balance		
			Description:	Accounts Payable - I.R. & R.	(\$339,455.81)	(\$509,634.79)	\$9,621,950.96	\$9,961,406.77
Account:	231-0002-000		Distribution Reference	Beginning Balance:	(\$38,481.34)			
Trx Date	Jrnl No.	Orig. Audit Trail		Orig. Master Number	Orig. Master Name	Debit	Credit	
7/1/2017	341,935	PMTRX00011119	Accounts Payable	E15373	J.H. Fedders Feed & Seed		\$43.95	
7/1/2017	341,936	PMTRX00011119	Accounts Payable	E15371	J.H. Fedders Feed & Seed		\$71.75	
7/1/2017	341,937	PMTRX00011119	Accounts Payable	0258-01	Building Crafts Inc.		\$4,346.83	
7/1/2017	341,938	PMTRX00011119	Accounts Payable	2311	K.O.I. Precast Concrete, Inc		\$652.00	
7/1/2017	341,939	PMTRX00011119	Accounts Payable	0000518630-57333.	Enquirer Media		\$2,373.91	
7/1/2017	341,940	RECVG00002249	Accounts Payable	RCT0000009813	Endress & Hauser, Inc.		\$6,600.00	
7/1/2017	341,940	RECVG00002249	Accounts Payable	RCT0000009813	Endress & Hauser, Inc.		\$139.62	
7/1/2017	341,992	PMTRX00011122	Accounts Payable	0000518630-57333..	Enquirer Media		\$1,234.41	
7/1/2017	341,993	RECVG00002250	Accounts Payable	RCT0000009814	Badger Meter, Inc.		\$2,495.65	
7/1/2017	341,994	RECVG00002250	Accounts Payable	RCT0000009815	Badger Meter, Inc.		\$91,935.00	
7/1/2017	341,995	RECVG00002250	Accounts Payable	RCT0000009816	Badger Meter, Inc.		\$16,342.50	
7/6/2017	341,426	PMCHK00006836	Accounts Payable	10124	Loth-The Office Experts	\$2,611.18		
7/6/2017	342,271	RECVG00002252	Accounts Payable	RCT0000009820	CDW Government Inc.		\$1,309.97	
7/7/2017	341,576	PMCHK00006838	Accounts Payable	10125	CBTS	\$31,210.16		
7/13/2017	342,773	RECVG00002257	Accounts Payable	RCT0000009842	The Henry P Thompson Co		\$9,500.00	
7/14/2017	341,819	PMCHK00006840	Accounts Payable	90862	The Cincinnati Air	\$4,660.00		
7/17/2017	342,273	RECVG00002252	Accounts Payable	RCT0000009822	McCluskey Chevrolet		\$32,075.00	
7/18/2017	342,274	RECVG00002252	Accounts Payable	RCT0000009823	McCluskey Chevrolet		\$27,563.00	
7/19/2017	341,941	PMCHK00006843	Accounts Payable	10126	Building Crafts Inc.	\$4,346.83		
7/19/2017	341,942	PMCHK00006843	Accounts Payable	10127	Endress & Hauser, Inc.	\$6,739.62		
7/19/2017	341,943	PMCHK00006843	Accounts Payable	10128	Enquirer Media	\$2,373.91		
7/19/2017	341,944	PMCHK00006843	Accounts Payable	10129	J.H. Fedders Feed & Seed	\$115.70		
7/19/2017	341,945	PMCHK00006843	Accounts Payable	10130	K.O.I. Precast Concrete, Inc	\$652.00		
7/20/2017	341,946	PMVPY00001019	Accounts Payable	10128	Enquirer Media		\$2,373.91	
7/20/2017	341,947	PMVVR00001329	Accounts Payable	0000518630-57333.	Enquirer Media	\$2,373.91		
7/20/2017	341,996	PMCHK00006845	Accounts Payable	10131	Badger Meter, Inc.	\$110,773.15		
7/20/2017	341,997	PMCHK00006845	Accounts Payable	10132	Enquirer Media	\$1,234.41		
7/21/2017	342,417	RECVG00002254	Accounts Payable	RCT0000009834	Data Strategy		\$7,949.42	
7/24/2017	342,272	RECVG00002252	Accounts Payable	RCT0000009821	McCluskey Chevrolet		\$23,699.00	
7/26/2017	342,275	PMCHK00006850	Accounts Payable	10133	CDW Government Inc.	\$1,309.97		
7/26/2017	342,276	PMCHK00006850	Accounts Payable	10134	McCluskey Chevrolet	\$83,337.00		
7/27/2017	342,416	PMTRX00011132	Accounts Payable	EPAKYR-000-070-037	Kentucky State Treasurer		\$66.00	
7/28/2017	342,418	PMCHK00006852	Accounts Payable	10135	Data Strategy	\$7,949.42		
7/28/2017	342,419	PMCHK00006852	Accounts Payable	10136	Kentucky State Treasurer	\$66.00		
8/1/2017	343,281	RECVG00002259	Accounts Payable	RCT0000009860	Hach Company		\$5,809.42	
8/1/2017	343,282	RECVG00002259	Accounts Payable	RCT0000009863	Gilco		\$177.22	
8/1/2017	343,283	RECVG00002259	Accounts Payable	RCT0000009865	Gilco		\$267.00	
8/1/2017	343,284	RECVG00002259	Accounts Payable	RCT0000009867	Gilco		\$3,724.85	
8/1/2017	343,285	RECVG00002259	Accounts Payable	RCT0000009870	CDW Government Inc.		\$3,707.19	
8/1/2017	344,484	RECVG00002270	Accounts Payable	RCT0000009916	Dell Marketing L.P.		\$4,380.00	
8/1/2017	344,485	RECVG00002270	Accounts Payable	RCT0000009917	Trivaco		\$3,500.94	
8/3/2017	342,774	PMCHK00006856	Accounts Payable	10137	The Henry P Thompson Co	\$9,500.00		
8/3/2017	343,288	RECVG00002259	Accounts Payable	RCT0000009875	EST Analytical		\$16,116.00	
8/7/2017	343,423	RECVG00002263	Accounts Payable	RCT0000009886	Art's Rental Equipment & Supply		\$3,800.00	
8/10/2017	343,644	PMTRX00011160	Accounts Payable	170364-3	CT Consultants		\$97.00	
8/11/2017	343,643	PMTRX00011160	Accounts Payable	11992	LINE-X of Southern Ohio		\$1,969.00	
8/14/2017	343,286	RECVG00002259	Accounts Payable	RCT0000009872	McCluskey Chevrolet		\$30,612.00	
8/14/2017	343,287	RECVG00002259	Accounts Payable	RCT0000009874	McCluskey Chevrolet		\$30,612.00	
8/17/2017	343,289	PMCHK00006865	Accounts Payable	10138	Hach Company	\$5,809.42		
8/17/2017	343,290	PMCHK00006865	Accounts Payable	10139	Gilco	\$4,169.07		
8/17/2017	343,291	PMCHK00006865	Accounts Payable	10140	CDW Government Inc.	\$3,707.19		
8/17/2017	343,292	PMCHK00006865	Accounts Payable	10141	McCluskey Chevrolet	\$61,224.00		
8/17/2017	343,293	PMCHK00006865	Accounts Payable	10142	EST Analytical	\$16,116.00		

Date	Amount	Account ID	Account Name	Invoice ID	Vendor Name	Invoice Date	Balance
8/17/2017	344,483	PMTRX00011179	Accounts Payable	JVP7466	CDW Government Inc.		\$979.88
System:	HISTORICAL DETAILED T 10/5/2018		10:45:50 AM	Page:	183	User Date: 10/5/2018	User ID: skampsen
N Ky Water District							
8/18/2017	343,424	PMCHK00006866	Accounts Payable	10143	Art's Rental Equipment & Supply		\$3,800.00
8/24/2017	343,645	PMCHK00006870	Accounts Payable	10144	LINE-X of Southern Ohio		\$1,969.00
8/24/2017	343,646	PMCHK00006870	Accounts Payable	10145	CT Consultants		\$97.00
8/25/2017	344,108	RECVG00002267	Accounts Payable	RCT0000009903	Swiss Caps		\$1,425.00
8/31/2017	344,486	RECVG00002270	Accounts Payable	RCT0000009918	McCluskey Chevrolet		\$41,384.00
9/1/2017	344,109	PMCHK00006877	Accounts Payable	10146	Swiss Caps		\$1,425.00
9/1/2017	344,650	RECVG00002271	Accounts Payable	RCT0000009919	Xylem Water Solutions USA Inc		\$7,888.00
9/1/2017	344,651	RECVG00002271	Accounts Payable	RCT0000009920	Fischer Scientific		\$4,026.12
9/1/2017	344,968	RECVG00002274	Accounts Payable	RCT0000009942	CDW Government Inc.		\$1,564.07
9/11/2017	344,488	PMCHK00006882	Accounts Payable	10147	Dell Marketing L.P.		\$4,380.00
9/11/2017	344,489	PMCHK00006882	Accounts Payable	10148	Trivaco		\$3,500.94
9/11/2017	344,490	PMCHK00006882	Accounts Payable	10149	McCluskey Chevrolet		\$41,384.00
9/11/2017	344,491	PMCHK00006882	Accounts Payable	10150	CDW Government Inc.		\$979.88
9/12/2017	344,649	PMTRX00011188	Accounts Payable	APPLICATION 1 SUB M.	Smith & Brown Contractors, Inc		\$102,046.63
9/13/2017	344,969	RECVG00002274	Accounts Payable	RCT0000009943	A&S Electric Supply Inc.		\$39,114.21
9/14/2017	344,967	RECVG00002274	Accounts Payable	RCT0000009941	CDW Government Inc.		\$1,544.22
9/15/2017	344,652	PMCHK00006891	Accounts Payable	10151	Smith & Brown Contractors, Inc		\$102,046.63
9/15/2017	344,653	PMCHK00006891	Accounts Payable	10152	Xylem Water Solutions USA Inc		\$7,888.00
9/15/2017	344,654	PMCHK00006891	Accounts Payable	10153	Fischer Scientific		\$4,026.12
9/15/2017	345,173	RECVG00002275	Accounts Payable	RCT0000009944	BL Anderson Co. Inc.		\$15,555.93
9/21/2017	344,970	PMCHK00006895	Accounts Payable	10154	CDW Government Inc.		\$3,108.29
9/21/2017	344,971	PMCHK00006895	Accounts Payable	10155	A&S Electric Supply Inc.		\$39,114.21
9/27/2017	345,620	RECVG00002279	Accounts Payable	RCT0000009962	CDW Government Inc.		\$707.74
9/28/2017	345,174	PMTRX00011201	Accounts Payable	0063970-IN	EST Analytical		\$3,134.00
9/28/2017	345,175	PMCHK00006899	Accounts Payable	10156	EST Analytical		\$3,134.00
9/28/2017	345,176	PMCHK00006899	Accounts Payable	10157	BL Anderson Co. Inc.		\$15,555.93
10/1/2017	345,757	RECVG00002280	Accounts Payable	RCT0000009966	Hach Company		\$9,241.69
10/1/2017	345,892	PMTRX00011218	Accounts Payable	APPLICATION 2 SUBM	Smith & Brown Contractors, Inc		\$164,966.58
10/1/2017	345,893	RECVG00002281	Accounts Payable	RCT0000009967	Southeastern Equipment Co Inc.		\$96,340.00
10/1/2017	346,608	PMTRX00011239	Accounts Payable	APPLICATION 9 FINAL	Caldwell Tanks, Inc.		\$164,194.93
10/1/2017	346,876	RECVG00002290	Accounts Payable	RCT0000010020	Graybar Electric Co. Inc		\$289.37
10/4/2017	346,625	RECVG00002288	Accounts Payable	RCT0000010013	CDW Government Inc.		\$687.21
10/5/2017	345,621	RECVG00002279	Accounts Payable	RCT0000009965	Bain Enterprises		\$7,650.00
10/5/2017	345,622	PMCHK00006902	Accounts Payable	10158	CDW Government Inc.		\$707.74
10/5/2017	345,623	PMCHK00006902	Accounts Payable	10159	Bain Enterprises		\$7,650.00
10/5/2017	346,240	RECVG00002283	Accounts Payable	RCT0000009984	EST Analytical		\$16,058.60
10/6/2017	345,758	PMCHK00006905	Accounts Payable	10160	Hach Company		\$9,241.69
10/6/2017	346,610	PMTRX00011239	Accounts Payable	1200078337	HDR Engineering, Inc.		\$2,624.77
10/6/2017	346,623	PMTRX00011240	Accounts Payable	1200078338	HDR Engineering, Inc.		\$2,530.00
10/11/2017	346,609	PMTRX00011239	Accounts Payable	170364-4	CT Consultants		\$520.00
10/12/2017	345,894	PMCHK00006908	Accounts Payable	10161	Smith & Brown Contractors, Inc		\$164,966.58
10/12/2017	345,895	PMCHK00006908	Accounts Payable	10162	Southeastern Equipment Co Inc.		\$96,340.00
10/13/2017	346,875	RECVG00002290	Accounts Payable	RCT0000010019	Graybar Electric Co. Inc		\$2,676.41
10/19/2017	346,241	PMCHK00006913	Accounts Payable	10163	EST Analytical		\$16,058.60
10/19/2017	346,874	RECVG00002290	Accounts Payable	RCT0000010018	CBT Company		\$3,719.62
10/20/2017	346,872	PMTRX00011244	Accounts Payable	APPLICATION 3 SUB M.	Smith & Brown Contractors, Inc		\$186,278.29
10/24/2017	346,873	RECVG00002290	Accounts Payable	RCT0000010017	Delaney & Associates Inc.		\$14,895.00
10/26/2017	346,611	PMCHK00006919	Accounts Payable	10164	Caldwell Tanks, Inc.		\$164,194.93
10/26/2017	346,612	PMCHK00006919	Accounts Payable	10165	CT Consultants		\$520.00
10/26/2017	346,613	PMCHK00006919	Accounts Payable	10166	HDR Engineering, Inc.		\$2,624.77
10/27/2017	346,624	PMCHK00006920	Accounts Payable	10167	HDR Engineering, Inc.		\$2,530.00
10/27/2017	346,626	PMCHK00006921	Accounts Payable	10168	CDW Government Inc.		\$687.21
11/1/2017	347,331	PMTRX00011259	Accounts Payable	161197	Gleason Electric, Inc.		\$4,677.00
11/1/2017	347,332	RECVG00002294	Accounts Payable	RCT0000010039	Hayes Instrument Co Inc.		\$2,034.00
11/1/2017	347,333	RECVG00002294	Accounts Payable	RCT0000010040	Hayes Instrument Co Inc.		\$2,034.00
11/1/2017	347,547	RECVG00002296	Accounts Payable	RCT0000010053	Schneider Electric Systems USA Inc		\$7,138.77
11/1/2017	348,200	RECVG00002301	Accounts Payable	RCT0000010073	Badger Meter, Inc.		\$15,204.50
11/1/2017	348,201	RECVG00002301	Accounts Payable	RCT0000010074	Badger Meter, Inc.		\$32,685.00
11/1/2017	348,202	RECVG00002301	Accounts Payable	RCT0000010075	Badger Meter, Inc.		\$2,495.65
11/1/2017	348,203	RECVG00002301	Accounts Payable	RCT0000010076	Badger Meter, Inc.		\$211,170.00
11/1/2017	348,204	RECVG00002301	Accounts Payable	RCT0000010077	Badger Meter, Inc.		\$12,859.60

11/1/2017	348,205	RECVG00002301	Accounts Payable	RCT0000010078	Badger Meter, Inc.		\$49,934.50
11/1/2017	348,207	RECVG00002301	Accounts Payable	RCT0000010081	Fischer Scientific		\$6,131.84
11/1/2017	348,210	RECVG00002301	Accounts Payable	RCT0000010084	Digital Control Co.		\$5,792.33
11/2/2017	346,877	PMCHK00006924	Accounts Payable	10169	Smith & Brown Contractors, Inc	\$186,278.29	
11/2/2017	346,878	PMCHK00006924	Accounts Payable	10170	Delaney & Associates Inc.	\$14,895.00	
11/2/2017	346,879	PMCHK00006924	Accounts Payable	10171	CBT Company	\$3,719.62	
11/2/2017	346,880	PMCHK00006924	Accounts Payable	10172	Graybar Electric Co. Inc	\$2,965.78	
11/3/2017	348,209	RECVG00002301	Accounts Payable	RCT0000010083	Graybar Electric Co. Inc		\$13,131.32
11/4/2017	347,548	RECVG00002296	Accounts Payable	RCT0000010054	Gemmer & Sons Inc.		\$4,259.00
11/6/2017	348,206	RECVG00002301	Accounts Payable	RCT0000010080	Gleason Electric, Inc.		\$8,342.00
11/7/2017	348,199	PMTRX00011280	Accounts Payable	1200084517	HDR Engineering, Inc.		\$3,650.09
11/7/2017	348,208	RECVG00002301	Accounts Payable	RCT0000010082	R & M Fence & Construction		\$4,790.00
11/9/2017	347,334	PMCHK00006930	Accounts Payable	10173	Hayes Instrument Co Inc.	\$4,068.00	
System:	HISTORICAL DETAILED T	10/5/2018	10:45:50 AM	Page:	184	User Date:	10/5/2018
						User ID:	skampsen
N Ky Water District							
11/9/2017	347,335	PMCHK00006930	Accounts Payable	10174	Gleason Electric, Inc.	\$4,677.00	
11/9/2017	348,198	PMTRX00011280	Accounts Payable	90011689	Badger Meter, Inc.	\$31,513.75	
11/9/2017	348,581	PMTRX00011289	Accounts Payable	1200084989	HDR Engineering, Inc.		\$4,070.88
11/13/2017	347,546	PMTRX00011266	Accounts Payable	INV044371	Data Strategy		\$827.35
11/16/2017	347,549	PMCHK00006936	Accounts Payable	10175	Schneider Electric Systems USA Inc	\$7,138.77	
11/16/2017	347,550	PMCHK00006936	Accounts Payable	10176	Gemmer & Sons Inc.	\$4,259.00	
11/16/2017	347,551	PMCHK00006936	Accounts Payable	10177	Data Strategy	\$827.35	
11/17/2017	348,582	RECVG00002302	Accounts Payable	RCT0000010087	Ditch Witch Mid-States		\$9,078.60
11/21/2017	348,211	RECVG00002301	Accounts Payable	RCT0000010086	Florence Winwater Works Co.		\$11,416.55
11/28/2017	348,054	RECVG00002299	Accounts Payable	RCT0000010063	Fuller Ford		\$76,403.00
11/29/2017	348,055	PMCHK00006941	Accounts Payable	10178	Fuller Ford	\$76,403.00	
12/1/2017	348,212	PMCHK00006943	Accounts Payable	10179	Badger Meter, Inc.	\$292,835.50	
12/1/2017	348,213	PMCHK00006943	Accounts Payable	10180	Gleason Electric, Inc.	\$8,342.00	
12/1/2017	348,214	PMCHK00006943	Accounts Payable	10181	Fischer Scientific	\$6,131.84	
12/1/2017	348,215	PMCHK00006943	Accounts Payable	10182	R & M Fence & Construction	\$4,790.00	
12/1/2017	348,216	PMCHK00006943	Accounts Payable	10183	Graybar Electric Co. Inc	\$13,131.32	
12/1/2017	348,217	PMCHK00006943	Accounts Payable	10184	Digital Control Co.	\$5,792.33	
12/1/2017	348,218	PMCHK00006943	Accounts Payable	10185	Florence Winwater Works Co.	\$11,416.55	
12/1/2017	348,219	PMCHK00006943	Accounts Payable	10186	HDR Engineering, Inc.	\$3,650.09	
12/1/2017	348,873	PMTRX00011298	Accounts Payable	1199671	Badger Meter, Inc.		\$35,595.00
12/1/2017	348,874	RECVG00002305	Accounts Payable	RCT0000010109	Miele Inc.		\$11,027.00
12/1/2017	348,875	RECVG00002305	Accounts Payable	RCT0000010110	Miele Inc.		\$800.00
12/1/2017	348,876	RECVG00002305	Accounts Payable	RCT0000010111	Miele Inc.		\$184.50
12/1/2017	348,877	RECVG00002305	Accounts Payable	RCT0000010112	Rawdon Myers Inc		\$2,230.00
12/1/2017	348,879	RECVG00002305	Accounts Payable	RCT0000010114	B C Engineering Co.		\$9,429.00
12/1/2017	349,333	PMTRX00011312	Accounts Payable	APPLICATION 4 SUB M.	Smith & Brown Contractors, Inc		\$177,201.29
12/1/2017	349,334	RECVG00002309	Accounts Payable	RCT0000010130	Fischer Scientific		\$1,994.41
12/4/2017	348,878	RECVG00002305	Accounts Payable	RCT0000010113	BL Anderson Co. Inc.		\$7,789.53
12/4/2017	348,880	RECVG00002305	Accounts Payable	RCT0000010115	FYDA Freightliner Cincinnati Inc		\$109,312.00
12/5/2017	350,125	PMTRX00011330	Accounts Payable	1200089870	HDR Engineering, Inc.		\$630.00
12/5/2017	350,503	PMTRX00011340	Accounts Payable	1200089869	HDR Engineering, Inc.		\$2,530.00
12/7/2017	350,126	RECVG00002314	Accounts Payable	RCT0000010149	Anixter Inc		\$1,170.50
12/8/2017	348,583	PMCHK00006948	Accounts Payable	10187	HDR Engineering, Inc.	\$4,070.88	
12/8/2017	348,584	PMCHK00006948	Accounts Payable	10188	Ditch Witch Mid-States	\$9,078.60	
12/13/2017	350,127	RECVG00002314	Accounts Payable	RCT0000010150	Aegis Protective Services		\$4,815.56
12/15/2017	348,881	PMCHK00006954	Accounts Payable	10189	Badger Meter, Inc.	\$35,595.00	
12/15/2017	348,882	PMCHK00006954	Accounts Payable	10190	Miele Inc.	\$12,011.50	
12/15/2017	348,883	PMCHK00006954	Accounts Payable	10191	Rawdon Myers Inc	\$2,230.00	
12/15/2017	348,884	PMCHK00006954	Accounts Payable	10192	BL Anderson Co. Inc.	\$7,789.53	
12/15/2017	348,885	PMCHK00006954	Accounts Payable	10193	B C Engineering Co.	\$9,429.00	
12/15/2017	348,886	PMCHK00006954	Accounts Payable	10194	FYDA Freightliner Cincinnati Inc	\$109,312.00	
12/15/2017	350,505	PMTRX00011340	Accounts Payable	OS05646224	ORR Safety		\$4,250.00
12/19/2017	350,991	RECVG00002321	Accounts Payable	RCT0000010189	The Henry P Thompson Co		\$45,560.00
12/21/2017	349,335	PMCHK00006959	Accounts Payable	10195	Fischer Scientific	\$1,994.41	
12/21/2017	349,336	PMCHK00006959	Accounts Payable	10196	Smith & Brown Contractors, Inc	\$177,201.29	
12/31/2017	350,504	PMTRX00011340	Accounts Payable	APPLICATION 5 SUB M.	Smith & Brown Contractors, Inc		\$85,900.77
12/31/2017	350,992	RECVG00002321	Accounts Payable	RCT0000010190	Siemens Industry, Inc.		\$3,250.80
12/31/2017	351,560	PMTRX00011367	Accounts Payable	NK1080-013118	Hrezo Engineering, Inc		\$960.00
					Net Change	Ending Balance	

Account:	231-0005-000	Orig. Audit Trail	Totals:	Account:	231-0002-000	(\$110,586.29)	(\$149,067.63)	\$2,109,756.86	\$2,220,343.15
Trx Date	Jrnl No.	Orig. Audit Trail	Description:	Project Retainage	Beginning Balance:	(\$379,254.32)		Debit	Credit
7/1/2017	341,921	PMTRX00011118	Purchases		Orig. Master Number	Smithcorp, Inc.			\$10,678.11
7/1/2017	341,922	PMTRX00011118	Purchases		APPLICATION 2 PERIME	Larry Smith Incorporated			\$8,012.61
7/1/2017	341,923	PMTRX00011118	Purchases		2244	Building Crafts Inc.			\$3,490.50
7/1/2017	341,925	PMTRX00011118	Purchases		APPLICATION 5 ORPS2	Hartman & Smith Const. Co.			\$10,672.15
7/1/2017	341,948	PMTRX00011120	Purchases		APPLICATION 5 LINCOL	Rose Excavating & Development Inc.		\$10,089.45	
7/1/2017	341,949	PMTRX00011120	Purchases		FINAL LATONIA AVE	Gemmer & Sons Inc.		\$11,500.00	
7/24/2017	342,766	PMTRX00011139	Purchases		614DUD	Rose Excavating & Development Inc.			\$9,604.62
7/27/2017	342,764	PMTRX00011139	Purchases		APPLICATION 1 LORUP	Smithcorp, Inc.		\$10,676.95	
8/1/2017	342,994	PMTRX00011144	Purchases		APPLICATION 3 PERIME	Hartman & Smith Const. Co.			\$2,062.56
8/1/2017	342,997	PMTRX00011144	Purchases		APPLICATION 6 LINCOL	Howell Contractors, Inc.			\$12,654.60
8/1/2017	343,593	PMTRX00011158	Purchases		APPLICATION 1 EDGEWO	Larry Smith Incorporated		\$8,012.61	
8/24/2017	344,475	PMTRX00011178	Purchases		2348	Rose Excavating & Development Inc.		\$9,604.62	
8/25/2017	344,473	PMTRX00011178	Purchases		FINAL LORUP AVE	Building Crafts Inc.			\$7,533.99
9/1/2017	344,637	PMTRX00011187	Purchases		APPLICATION 6 ORPS2	Howell Contractors, Inc.			\$11,702.20
9/1/2017	344,638	PMTRX00011187	Purchases		APPLICATION 1 BLOSSO	Rose Excavating & Development Inc.			\$4,217.68
9/1/2017	344,922	PMTRX00011194	Purchases		APPLICATION 1 RIGGS	Howell Contractors, Inc.			\$20,735.10
9/5/2017	344,641	PMTRX00011187	Purchases		APPLICATION 2 EDGEWO	Smithcorp, Inc.		\$32,999.02	
9/6/2017	344,639	PMTRX00011187	Purchases		FINAL CLUBHOUSE	Hartman & Smith Const. Co.		\$94,965.90	
9/6/2017	344,642	PMTRX00011187	Purchases		FINAL LINCOLN	Smithcorp, Inc.			\$9,156.32
9/12/2017	344,649	PMTRX00011188	Purchases		APPLICATION 3 CLUBHO	Smith & Brown Contractors, Inc			\$11,338.51
System:	HISTORICAL DETAILED T	10/5/2018	10:45:50 AM	Page:	185	User Date:	10/5/2018	User ID:	skampsen
N Ky Water District									
9/25/2017	345,624	PMTRX00011210	Purchases		APPLICATION 2 RIGGS	Rose Excavating & Development Inc.			\$15,591.02
10/1/2017	345,892	PMTRX00011218	Purchases		APPLICATION 2 SUBM	Smith & Brown Contractors, Inc			\$18,329.62
10/1/2017	345,916	PMTRX00011220	Purchases		APPLICATION 2 BLOSSO	Howell Contractors, Inc.			\$29,166.80
10/1/2017	346,604	PMTRX00011238	Purchases		APPLICATION 7 ORPS2	Building Crafts Inc.			\$12,916.66
10/1/2017	346,608	PMTRX00011239	Purchases		APPLICATION 9 FINAL	Caldwell Tanks, Inc.		\$168,204.93	
10/12/2017	345,915	PMTRX00011220	Purchases		APPLICATION 3 EDGEWO	Howell Contractors, Inc.			\$21,952.10
10/20/2017	346,872	PMTRX00011244	Purchases		APPLICATION 3 SUB M.	Smith & Brown Contractors, Inc			\$32,036.10
11/1/2017	347,539	PMTRX00011265	Purchases		APPLICATION 3 RIGGS	Rose Excavating & Development Inc.			\$7,542.00
11/1/2017	348,170	PMTRX00011278	Purchases		APPLICATION 4 EDGEWO	Howell Contractors, Inc.			\$9,552.47
11/7/2017	347,536	PMTRX00011265	Purchases		APPLICATION 1 MADISO	Howell Contractors, Inc.			\$21,527.60
11/27/2017	348,514	PMTRX00011286	Purchases		APPLICATION 3 BLOSSO	Howell Contractors, Inc.			\$26,554.71
12/1/2017	348,911	PMTRX00011300	Purchases		APPLICATION 8 ORPS2	Building Crafts Inc.			\$26,735.70
12/1/2017	348,912	PMTRX00011300	Purchases		RIGGS FINAL	Rose Excavating & Development Inc.		\$27,350.70	
12/1/2017	349,242	PMTRX00011308	Purchases		APPLICATION 4 BLOSSO	Howell Contractors, Inc.			\$2,596.80
12/1/2017	349,243	PMTRX00011308	Purchases		APPLICATION 5 EDGEWO	Howell Contractors, Inc.			\$6,975.30
12/1/2017	349,247	PMTRX00011308	Purchases		APPLICATION 1 TMTMP	Dugan & Meyers Const. Co.			\$2,000.00
12/1/2017	349,333	PMTRX00011312	Purchases		APPLICATION 4 SUB M.	Smith & Brown Contractors, Inc			\$8,350.52
12/6/2017	349,244	PMTRX00011308	Purchases		APPLICATION 4 PERIME	Smithcorp, Inc.		\$5,004.25	
12/7/2017	349,241	PMTRX00011308	Purchases		APPLICATION 2 MADISO	Howell Contractors, Inc.			\$46,875.50
12/30/2017	350,102	PMTRX00011328	Purchases		1231 PERIMETER	Gemmer & Sons Inc.			\$18,800.60
12/31/2017	350,104	PMTRX00011328	Purchases		APPLICATION 9 ORPS2	Building Crafts Inc.			\$16,689.23
12/31/2017	350,498	PMTRX00011339	Purchases		APPLICATION 6 FINAL	Howell Contractors, Inc.		\$71,869.57	
12/31/2017	350,499	PMTRX00011339	Purchases		APPLICATION 3 MADISO	Howell Contractors, Inc.			\$27,786.00
12/31/2017	350,500	PMTRX00011339	Purchases		APPLICATION 5 FINAL	Howell Contractors, Inc.		\$70,020.51	
12/31/2017	350,504	PMTRX00011340	Purchases		APPLICATION 5 SUB M.	Smith & Brown Contractors, Inc			\$9,544.53
Totals:									
Account:	231-0009-000	Orig. Audit Trail	Totals:	Account:	231-0005-000	\$36,916.30	Ending Balance	\$520,298.51	\$483,382.21
Trx Date	Jrnl No.	Orig. Audit Trail	Description:	Accrued accounts payable - Legal	Beginning Balance:	(\$39,000.00)			
7/31/2017	342,676	GLTRX00044478	Distribution Reference		Orig. Master Number	Orig. Master Name	Debit	Credit	
8/28/2017	343,870	GLTRX00044601						\$6,500.00	
9/28/2017	345,185	GLTRX00044807						\$6,500.00	
10/24/2017	346,863	PMTRX00011243	Purchases		Jan-17	Frost Brown Todd LLC	\$6,500.00		
10/24/2017	346,864	PMTRX00011243	Purchases		Feb-17	Frost Brown Todd LLC	\$6,500.00		
10/24/2017	346,865	PMTRX00011243	Purchases		Mar-17	Frost Brown Todd LLC	\$6,500.00		
10/24/2017	346,866	PMTRX00011243	Purchases		Apr-17	Frost Brown Todd LLC	\$6,500.00		
10/24/2017	346,867	PMTRX00011243	Purchases		May-17	Frost Brown Todd LLC	\$6,500.00		
10/24/2017	346,868	PMTRX00011243	Purchases		Jun-17	Frost Brown Todd LLC	\$6,500.00		
10/24/2017	346,869	PMTRX00011243	Purchases		Jul-17	Frost Brown Todd LLC	\$6,500.00		

10/24/2017	346,870	PMTRX00011243	Purchases	Aug-17	Frost Brown Todd LLC	\$6,500.00		
10/24/2017	346,871	PMTRX00011243	Purchases	Sep-17	Frost Brown Todd LLC	\$6,500.00		
10/31/2017	346,760	GLTRX00045010						\$6,500.00
11/30/2017	348,410	GLTRX00045227						\$6,500.00
12/1/2017	350,326	GLTRX00045450				\$6,500.00		
12/28/2017	349,636	GLTRX00045365						\$6,500.00

Account:	231-0029-000	Totals:	Account:	231-0009-000	Net Change	Ending Balance	\$65,000.00	\$39,000.00
Trx Date	Jrnl No.	Description:	Accounts Payable - Ban 2017	Beginning Balance:	\$26,000.00	(\$13,000.00)		

Trx Date	Jrnl No.	Orig. Audit Trail	Distribution Reference	Orig. Master Number	Orig. Master Name	Debit	Credit	
7/1/2017	341,918	PMTRX00011118	Accounts Payable	5921	Bayer & Becker, Inc.		\$2,955.00	
7/1/2017	341,919	PMTRX00011118	Accounts Payable	0000639925-57333	Enquirer Media		\$1,194.22	
7/1/2017	341,920	PMTRX00011118	Accounts Payable	0000518630-57333	Enquirer Media		\$1,274.36	
7/1/2017	341,921	PMTRX00011118	Accounts Payable	APPLICATION 2 PERIME	Smithcorp, Inc.		\$96,103.10	
7/1/2017	341,922	PMTRX00011118	Accounts Payable	2244	Larry Smith Incorporated		\$72,113.46	
7/1/2017	341,923	PMTRX00011118	Accounts Payable	APPLICATION 5 ORPS2	Building Crafts Inc.		\$31,414.58	
7/1/2017	341,925	PMTRX00011118	Accounts Payable	APPLICATION 5 LINCOL	Hartman & Smith Const. Co.		\$96,049.30	
7/1/2017	341,948	PMTRX00011120	Accounts Payable	FINAL LATONIA AVE	Rose Excavating & Development Inc.		\$75,310.45	
7/1/2017	341,949	PMTRX00011120	Accounts Payable	614DUD	Gemmer & Sons Inc.		\$63,335.80	
7/1/2017	341,950	PMTRX00011120	Accounts Payable	648484	A&S Electric Supply Inc.		\$198.30	
7/1/2017	341,951	PMTRX00011120	Accounts Payable	0000518630-57333..	Enquirer Media		\$1,139.50	
7/1/2017	342,370	PMTRX00011130	Accounts Payable	776381	Burgess & Niple LTD		\$4,587.60	
7/1/2017	342,765	PMTRX00011139	Accounts Payable	16060-4	Brandstetter Carroll Inc		\$2,290.00	
7/1/2017	342,767	RECVG00002256	Accounts Payable	RCT0000009841	Rawdon Myers Inc		\$11,830.00	
7/3/2017	341,926	PMTRX00011118	Accounts Payable	327	K & V Cultural Resources		\$1,653.75	
7/5/2017	341,924	PMTRX00011118	Accounts Payable	17739	Cardinal Engineering		\$937.50	
7/5/2017	342,763	PMTRX00011139	Accounts Payable	22541	KZF Design Inc		\$6,507.85	
7/6/2017	341,421	PMCHK00006835	Accounts Payable	4024	A&S Electric Supply Inc.	\$298.70		
7/6/2017	341,422	PMCHK00006835	Accounts Payable	4025	ATC Group Services, LLC	\$779.75		
7/6/2017	341,423	PMCHK00006835	Accounts Payable	4026	Brandstetter Carroll Inc	\$1,850.00		
System:	HISTORICAL DETAILED T 10/5/2018	10:45:50 AM	Page:	186	User Date:	10/5/2018	User ID:	skampsen

N Ky Water District	7/6/2017	341,424	PMCHK00006835	Accounts Payable	4027	Wade Trim	\$520.21	
	7/11/2017	342,372	PMTRX00011130	Accounts Payable	170268-4	CT Consultants		\$96.00
	7/11/2017	342,375	PMTRX00011130	Accounts Payable	160055-9	CT Consultants		\$192.00
	7/11/2017	342,376	PMTRX00011130	Accounts Payable	160593-8	CT Consultants		\$370.00
	7/12/2017	342,373	PMTRX00011130	Accounts Payable	170278-3	CT Consultants		\$676.00
	7/12/2017	342,374	PMTRX00011130	Accounts Payable	160169-9	CT Consultants		\$128.00
	7/13/2017	342,371	PMTRX00011130	Accounts Payable	650158	A&S Electric Supply Inc.		\$99.78
	7/19/2017	341,927	PMCHK00006842	Accounts Payable	4028	Bayer & Becker, Inc.	\$2,955.00	
	7/19/2017	341,928	PMCHK00006842	Accounts Payable	4029	Enquirer Media	\$2,468.58	
	7/19/2017	341,929	PMCHK00006842	Accounts Payable	4030	Smithcorp, Inc.	\$96,103.10	
	7/19/2017	341,930	PMCHK00006842	Accounts Payable	4031	Larry Smith Incorporated	\$72,113.46	
	7/19/2017	341,931	PMCHK00006842	Accounts Payable	4032	Building Crafts Inc.	\$31,414.58	
	7/19/2017	341,932	PMCHK00006842	Accounts Payable	4033	Cardinal Engineering	\$937.50	
	7/19/2017	341,933	PMCHK00006842	Accounts Payable	4034	Hartman & Smith Const. Co.	\$96,049.30	
	7/19/2017	341,934	PMCHK00006842	Accounts Payable	4035	K & V Cultural Resources	\$1,653.75	
	7/20/2017	341,952	PMCHK00006844	Accounts Payable	4036	Rose Excavating & Development Inc.	\$75,310.45	
	7/20/2017	341,953	PMCHK00006844	Accounts Payable	4037	Gemmer & Sons Inc.	\$63,335.80	
	7/20/2017	341,954	PMCHK00006844	Accounts Payable	4038	A&S Electric Supply Inc.	\$198.30	
	7/20/2017	341,955	PMCHK00006844	Accounts Payable	4039	Enquirer Media	\$1,139.50	
	7/24/2017	342,766	PMTRX00011139	Accounts Payable	APPLICATION 1 LORUP	Rose Excavating & Development Inc.		\$86,441.58
	7/27/2017	342,764	PMTRX00011139	Accounts Payable	APPLICATION 3 PERIME	Smithcorp, Inc.		\$61,510.12
	7/28/2017	342,377	PMCHK00006851	Accounts Payable	4040	A&S Electric Supply Inc.	\$99.78	
	7/28/2017	342,378	PMCHK00006851	Accounts Payable	4041	Burgess & Niple LTD	\$4,587.60	
	7/28/2017	342,379	PMCHK00006851	Accounts Payable	4042	CT Consultants	\$1,462.00	
	8/1/2017	342,994	PMTRX00011144	Accounts Payable	APPLICATION 6 LINCOL	Hartman & Smith Const. Co.		\$18,563.06
	8/1/2017	342,995	PMTRX00011144	Accounts Payable	5001115	Wade Trim		\$1,410.00
	8/1/2017	342,996	PMTRX00011144	Accounts Payable	0000667320-57333	Enquirer Media		\$659.94
	8/1/2017	342,997	PMTRX00011144	Accounts Payable	APPLICATION 1 EDGEWO	Howell Contractors, Inc.		\$113,891.40
	8/1/2017	343,276	PMTRX00011152	Accounts Payable	17845	Cardinal Engineering		\$812.50
	8/1/2017	343,277	PMTRX00011152	Accounts Payable	6177	Bayer & Becker, Inc.		\$1,980.00
	8/1/2017	343,593	PMTRX00011158	Accounts Payable	2348	Larry Smith Incorporated		\$8,012.61
	8/1/2017	344,472	PMTRX00011178	Accounts Payable	17-434	Viox & Viox Inc.		\$4,200.00

8/2/2017	342,993	PMTRX00011144	Accounts Payable	651308	A&S Electric Supply Inc.		\$198.30
8/2/2017	344,471	PMTRX00011178	Accounts Payable	17-433	Viox & Viox Inc.		\$2,000.25
8/3/2017	342,768	PMCHK00006855	Accounts Payable	4043	Brandstetter Carroll Inc	\$2,290.00	
8/3/2017	342,769	PMCHK00006855	Accounts Payable	4044	KZF Design Inc	\$6,507.85	
8/3/2017	342,770	PMCHK00006855	Accounts Payable	4045	Rawdon Myers Inc	\$11,830.00	
8/3/2017	342,771	PMCHK00006855	Accounts Payable	4046	Rose Excavating & Development Inc.	\$86,441.58	
8/3/2017	342,772	PMCHK00006855	Accounts Payable	4047	Smithcorp, Inc.	\$61,510.12	
8/8/2017	343,275	PMTRX00011152	Accounts Payable	651624	A&S Electric Supply Inc.		\$99.78
8/10/2017	342,998	PMCHK00006861	Accounts Payable	4048	A&S Electric Supply Inc.	\$198.30	
8/10/2017	342,999	PMCHK00006861	Accounts Payable	4049	Enquirer Media	\$659.94	
8/10/2017	343,000	PMCHK00006861	Accounts Payable	4050	Hartman & Smith Const. Co.	\$18,563.06	
8/10/2017	343,001	PMCHK00006861	Accounts Payable	4051	Howell Contractors, Inc.	\$113,891.40	
8/10/2017	343,002	PMCHK00006861	Accounts Payable	4052	Wade Trim	\$1,410.00	
8/10/2017	343,590	PMTRX00011158	Accounts Payable	160593-9	CT Consultants		\$128.00
8/10/2017	343,591	PMTRX00011158	Accounts Payable	160739-5	CT Consultants		\$306.00
8/10/2017	343,592	PMTRX00011158	Accounts Payable	160055-10	CT Consultants		\$128.00
8/17/2017	343,278	PMCHK00006864	Accounts Payable	4053	A&S Electric Supply Inc.	\$99.78	
8/17/2017	343,279	PMCHK00006864	Accounts Payable	4054	Cardinal Engineering	\$812.50	
8/17/2017	343,280	PMCHK00006864	Accounts Payable	4055	Bayer & Becker, Inc.	\$1,980.00	
8/17/2017	343,594	PMTRX00011158	Accounts Payable	817BW	Gemmer & Sons Inc.		\$139,856.00
8/18/2017	344,103	PMTRX00011171	Accounts Payable	170278-4	CT Consultants		\$498.00
8/18/2017	344,104	PMTRX00011171	Accounts Payable	160169-10	CT Consultants		\$128.00
8/20/2017	344,102	PMTRX00011171	Accounts Payable	22620	KZF Design Inc		\$1,090.00
8/22/2017	343,595	PMTRX00011158	Accounts Payable	652333	A&S Electric Supply Inc.		\$50.20
8/23/2017	344,474	PMTRX00011178	Accounts Payable	5001174	Wade Trim		\$560.00
8/24/2017	343,596	PMCHK00006869	Accounts Payable	4056	CT Consultants	\$562.00	
8/24/2017	343,597	PMCHK00006869	Accounts Payable	4057	Larry Smith Incorporated	\$8,012.61	
8/24/2017	343,598	PMCHK00006869	Accounts Payable	4058	Gemmer & Sons Inc.	\$139,856.00	
8/24/2017	343,599	PMCHK00006869	Accounts Payable	4059	A&S Electric Supply Inc.	\$50.20	
8/24/2017	344,475	PMTRX00011178	Accounts Payable	FINAL LORUP AVE	Rose Excavating & Development Inc.		\$70,988.32
8/25/2017	344,101	PMTRX00011171	Accounts Payable	652655	A&S Electric Supply Inc.		\$50.20
8/25/2017	344,473	PMTRX00011178	Accounts Payable	APPLICATION 6 ORPS2	Building Crafts Inc.		\$67,805.90
9/1/2017	344,105	PMCHK00006876	Accounts Payable	4060	A&S Electric Supply Inc.	\$50.20	
9/1/2017	344,106	PMCHK00006876	Accounts Payable	4061	CT Consultants	\$626.00	
9/1/2017	344,107	PMCHK00006876	Accounts Payable	4062	KZF Design Inc	\$1,090.00	
9/1/2017	344,637	PMTRX00011187	Accounts Payable	APPLICATION 1 BLOSSO	Howell Contractors, Inc.		\$105,319.80
9/1/2017	344,638	PMTRX00011187	Accounts Payable	APPLICATION 1 RIGGS	Rose Excavating & Development Inc.		\$37,959.13
9/1/2017	344,916	PMTRX00011194	Accounts Payable	15289	Nickerson & Tranter		\$500.00
9/1/2017	344,922	PMTRX00011194	Accounts Payable	APPLICATION 2 EDGEWO	Howell Contractors, Inc.		\$186,615.90
9/5/2017	344,641	PMTRX00011187	Accounts Payable	FINAL CLUBHOUSE	Smithcorp, Inc.		\$37,920.02
9/6/2017	344,639	PMTRX00011187	Accounts Payable	FINAL LINCOLN	Hartman & Smith Const. Co.		\$121,568.29
9/6/2017	344,642	PMTRX00011187	Accounts Payable	APPLICATION 3 CLUBHO	Smithcorp, Inc.		\$82,406.85
System:	HISTORICAL DETAILED T 10/5/2018		10:45:50 AM	Page:	187	User Date:	10/5/2018
N Ky Water District						User ID:	skampsen
9/6/2017	344,917	PMTRX00011194	Accounts Payable	3007664	Wade Trim		\$2,188.00
9/7/2017	344,640	PMTRX00011187	Accounts Payable	FINAL MCKINNEY	JNT Excavating LLC		\$81,577.63
9/8/2017	344,476	PMCHK00006881	Accounts Payable	4063	Building Crafts Inc.	\$67,805.90	
9/8/2017	344,477	PMCHK00006881	Accounts Payable	4064	Rose Excavating & Development Inc.	\$70,988.32	
9/8/2017	344,478	PMCHK00006881	Accounts Payable	4065	Viox & Viox Inc.	\$6,200.25	
9/8/2017	344,479	PMCHK00006881	Accounts Payable	4066	Wade Trim	\$560.00	
9/12/2017	344,919	PMTRX00011194	Accounts Payable	114355	Geotechnology		\$708.90
9/13/2017	344,920	PMTRX00011194	Accounts Payable	17898	Cardinal Engineering		\$4,781.25
9/13/2017	344,923	PMTRX00011194	Accounts Payable	653575	A&S Electric Supply Inc.		\$154.24
9/14/2017	344,643	PMCHK00006890	Accounts Payable	4067	Howell Contractors, Inc.	\$105,319.80	
9/14/2017	344,644	PMCHK00006890	Accounts Payable	4068	Rose Excavating & Development Inc.	\$37,959.13	
9/14/2017	344,645	PMCHK00006890	Accounts Payable	4069	Hartman & Smith Const. Co.	\$121,568.29	
9/14/2017	344,646	PMCHK00006890	Accounts Payable	4070	JNT Excavating LLC	\$81,577.63	
9/14/2017	344,647	PMCHK00006890	Accounts Payable	4071	Smithcorp, Inc.	\$120,326.87	
9/15/2017	344,918	PMTRX00011194	Accounts Payable	160169-11	CT Consultants		\$789.40
9/18/2017	344,921	PMTRX00011194	Accounts Payable	6560	Bayer & Becker, Inc.		\$315.00
9/21/2017	344,924	PMCHK00006894	Accounts Payable	4072	A&S Electric Supply Inc.	\$154.24	
9/21/2017	344,925	PMCHK00006894	Accounts Payable	4073	Bayer & Becker, Inc.	\$315.00	
9/21/2017	344,926	PMCHK00006894	Accounts Payable	4074	Cardinal Engineering	\$4,781.25	
9/21/2017	344,927	PMCHK00006894	Accounts Payable	4075	CT Consultants	\$789.40	

9/21/2017	344,928	PMCHK00006894	Accounts Payable	4076	Geotechnology	\$708.90	
9/21/2017	344,929	PMCHK00006894	Accounts Payable	4077	Howell Contractors, Inc.	\$186,615.90	
9/21/2017	344,930	PMCHK00006894	Accounts Payable	4078	Nickerson & Tranter	\$500.00	
9/21/2017	344,931	PMCHK00006894	Accounts Payable	4079	Wade Trim	\$2,188.00	
9/21/2017	345,628	PMTRX00011210	Accounts Payable	654019	A&S Electric Supply Inc.		\$55.09
9/25/2017	345,624	PMTRX00011210	Accounts Payable	APPLICATION 2 RIGGS	Rose Excavating & Development Inc.		\$140,319.17
9/26/2017	345,626	PMTRX00011210	Accounts Payable	2047519	ATC Group Services, LLC		\$552.00
9/27/2017	345,625	PMTRX00011210	Accounts Payable	EASEMENT	Fetters Clarence or Melinda		\$105.00
10/1/2017	345,916	PMTRX00011220	Accounts Payable	APPLICATION 2 BLOSSO	Howell Contractors, Inc.		\$262,501.20
10/1/2017	346,604	PMTRX00011238	Accounts Payable	APPLICATION 7 ORPS2	Building Crafts Inc.		\$116,249.88
10/3/2017	345,627	PMTRX00011210	Accounts Payable	654601	A&S Electric Supply Inc.		\$55.09
10/5/2017	345,629	PMCHK00006903	Accounts Payable	4080	A&S Electric Supply Inc.	\$110.18	
10/5/2017	345,630	PMCHK00006903	Accounts Payable	4081	ATC Group Services, LLC	\$552.00	
10/5/2017	345,631	PMCHK00006903	Accounts Payable	4082	Fetters Clarence or Melinda	\$105.00	
10/5/2017	345,632	PMCHK00006903	Accounts Payable	4083	Rose Excavating & Development Inc.	\$140,319.17	
10/6/2017	346,272	PMTRX00011230	Accounts Payable	25409	Schmidt Plumbing Contractor, Inc E. C.		\$7,000.00
10/11/2017	346,274	PMTRX00011230	Accounts Payable	934495	Janell Concrete & Masonry Equip. Inc		\$15.54
10/11/2017	346,275	PMTRX00011230	Accounts Payable	18020	Cardinal Engineering		\$955.50
10/12/2017	345,915	PMTRX00011220	Accounts Payable	APPLICATION 3 EDGEWO	Howell Contractors, Inc.		\$197,568.90
10/12/2017	345,917	PMCHK00006909	Accounts Payable	4084	Howell Contractors, Inc.	\$460,070.10	
10/12/2017	346,273	PMTRX00011230	Accounts Payable	655191	A&S Electric Supply Inc.		\$55.09
10/13/2017	346,276	PMTRX00011230	Accounts Payable	115071	Geotechnology		\$654.00
10/17/2017	346,603	PMTRX00011238	Accounts Payable	160169-12	CT Consultants		\$845.00
10/18/2017	346,884	PMTRX00011245	Accounts Payable	5001242	Wade Trim		\$1,138.71
10/19/2017	346,277	PMCHK00006914	Accounts Payable	4085	Schmidt Plumbing Contractor, Inc E. C.	\$7,000.00	
10/19/2017	346,278	PMCHK00006914	Accounts Payable	4086	A&S Electric Supply Inc.	\$55.09	
10/19/2017	346,279	PMCHK00006914	Accounts Payable	4087	Janell Concrete & Masonry Equip. Inc	\$15.54	
10/19/2017	346,280	PMCHK00006914	Accounts Payable	4088	Cardinal Engineering	\$955.50	
10/19/2017	346,281	PMCHK00006914	Accounts Payable	4089	Geotechnology	\$654.00	
10/20/2017	346,602	PMTRX00011238	Accounts Payable	935450	Janell Concrete & Masonry Equip. Inc		\$32.12
10/20/2017	346,882	PMTRX00011245	Accounts Payable	6867	Bayer & Becker, Inc.		\$1,800.00
10/26/2017	346,605	PMCHK00006918	Accounts Payable	4090	Building Crafts Inc.	\$116,249.88	
10/26/2017	346,606	PMCHK00006918	Accounts Payable	4091	CT Consultants	\$845.00	
10/26/2017	346,607	PMCHK00006918	Accounts Payable	4092	Janell Concrete & Masonry Equip. Inc	\$32.12	
10/26/2017	346,883	PMTRX00011245	Accounts Payable	936046	Janell Concrete & Masonry Equip. Inc		\$31.08
10/31/2017	346,881	PMTRX00011245	Accounts Payable	170278-6	CT Consultants		\$479.35
11/1/2017	347,535	PMTRX00011265	Accounts Payable	656161	A&S Electric Supply Inc.		\$55.09
11/1/2017	347,537	PMTRX00011265	Accounts Payable	0001036984-57333	Enquirer Media		\$658.94
11/1/2017	347,538	PMTRX00011265	Accounts Payable	0001036871-55961	Enquirer Media		\$584.78
11/1/2017	347,539	PMTRX00011265	Accounts Payable	APPLICATION 3 RIGGS	Rose Excavating & Development Inc.		\$67,886.10
11/1/2017	348,169	PMTRX00011278	Accounts Payable	2054838	ATC Group Services, LLC		\$301.00
11/1/2017	348,170	PMTRX00011278	Accounts Payable	APPLICATION 4 EDGEWO	Howell Contractors, Inc.		\$85,972.23
11/2/2017	346,885	PMCHK00006925	Accounts Payable	4093	CT Consultants	\$479.35	
11/2/2017	346,886	PMCHK00006925	Accounts Payable	4094	Bayer & Becker, Inc.	\$1,800.00	
11/2/2017	346,887	PMCHK00006925	Accounts Payable	4095	Janell Concrete & Masonry Equip. Inc	\$31.08	
11/2/2017	346,888	PMCHK00006925	Accounts Payable	4096	Wade Trim	\$1,138.71	
11/3/2017	347,540	PMTRX00011265	Accounts Payable	18053	Cardinal Engineering		\$3,898.50
11/7/2017	347,536	PMTRX00011265	Accounts Payable	APPLICATION 1 MADISO	Howell Contractors, Inc.		\$193,748.40
11/10/2017	348,171	PMTRX00011278	Accounts Payable	7151	Bayer & Becker, Inc.		\$490.00
11/10/2017	348,172	PMTRX00011278	Accounts Payable	170693-1	CT Consultants		\$4,910.00
11/14/2017	348,173	PMTRX00011278	Accounts Payable	797330	Burgess & Niple LTD		\$9,300.00
11/14/2017	348,513	PMTRX00011286	Accounts Payable	160169-13	CT Consultants		\$96.96
11/16/2017	347,541	PMCHK00006935	Accounts Payable	4097	A&S Electric Supply Inc.	\$55.09	
11/16/2017	347,542	PMCHK00006935	Accounts Payable	4098	Cardinal Engineering	\$3,898.50	
System:	HISTORICAL DETAILED T 10/5/2018		Page:	188	User Date:	10/5/2018	User ID: skampsen
N Ky Water District							
11/16/2017	347,543	PMCHK00006935	Accounts Payable	4099	Enquirer Media	\$1,243.72	
11/16/2017	347,544	PMCHK00006935	Accounts Payable	4100	Howell Contractors, Inc.	\$193,748.40	
11/16/2017	347,545	PMCHK00006935	Accounts Payable	4101	Rose Excavating & Development Inc.	\$67,886.10	
11/17/2017	348,517	PMTRX00011286	Accounts Payable	5001290	Wade Trim		\$1,718.00
11/17/2017	348,518	PMTRX00011286	Accounts Payable	743	Erpenbeck Consulting Engineers, Inc		\$1,600.00
11/18/2017	348,515	PMTRX00011286	Accounts Payable	2059013	ATC Group Services, LLC		\$413.50
11/22/2017	348,168	PMTRX00011278	Accounts Payable	GRADING PERMIT....	Sanitation District No. 1		\$530.60
11/27/2017	348,514	PMTRX00011286	Accounts Payable	APPLICATION 3 BLOSSO	Howell Contractors, Inc.		\$238,992.37

11/30/2017	348,174	PMCHK00006942	Accounts Payable	4102	Sanitation District No. 1	\$530.60		
11/30/2017	348,175	PMCHK00006942	Accounts Payable	4103	ATC Group Services, LLC	\$301.00		
11/30/2017	348,176	PMCHK00006942	Accounts Payable	4104	Howell Contractors, Inc.	\$85,972.23		
11/30/2017	348,177	PMCHK00006942	Accounts Payable	4105	Bayer & Becker, Inc.	\$490.00		
11/30/2017	348,178	PMCHK00006942	Accounts Payable	4106	CT Consultants	\$4,910.00		
11/30/2017	348,179	PMCHK00006942	Accounts Payable	4107	Burgess & Niple LTD	\$9,300.00		
12/1/2017	348,516	PMTRX00011286	Accounts Payable	SEPTEMBER 2017-NOVEM	Richard W. Carr P.E.		\$5,864.18	
12/1/2017	348,910	PMTRX00011300	Accounts Payable	1200084524	HDR Engineering, Inc.		\$1,050.00	
12/1/2017	348,911	PMTRX00011300	Accounts Payable	APPLICATION 8 ORPS2	Building Crafts Inc.		\$240,621.34	
12/1/2017	348,912	PMTRX00011300	Accounts Payable	RIGGS FINAL	Rose Excavating & Development Inc.		\$52,678.60	
12/1/2017	348,913	PMTRX00011300	Accounts Payable	17-762	Viox & Viox Inc.		\$4,862.00	
12/1/2017	349,240	PMTRX00011308	Accounts Payable	17-728	Viox & Viox Inc.		\$31,630.00	
12/1/2017	349,242	PMTRX00011308	Accounts Payable	APPLICATION 4 BLOSSO	Howell Contractors, Inc.		\$23,371.20	
12/1/2017	349,243	PMTRX00011308	Accounts Payable	APPLICATION 5 EDGEWO	Howell Contractors, Inc.		\$62,777.70	
12/1/2017	349,246	PMTRX00011308	Accounts Payable	0001071410-57333	Enquirer Media		\$652.96	
12/1/2017	349,247	PMTRX00011308	Accounts Payable	APPLICATION 1 TMTP	Dugan & Meyers Const. Co.		\$18,000.00	
12/1/2017	349,248	PMTRX00011308	Accounts Payable	BLOSSOM RESURFACING	Campbell Co. Fiscal Court		\$20,141.00	
12/4/2017	349,245	PMTRX00011308	Accounts Payable	18144	Cardinal Engineering		\$3,473.50	
12/5/2017	348,914	RECVG00002306	Accounts Payable	RCT0000010116	Fortiline Inc.		\$101.00	
12/6/2017	349,244	PMTRX00011308	Accounts Payable	APPLICATION 4 PERIME	Smithcorp, Inc.		\$9,122.80	
12/7/2017	348,519	PMCHK00006947	Accounts Payable	4108	ATC Group Services, LLC	\$413.50		
12/7/2017	348,520	PMCHK00006947	Accounts Payable	4109	Richard W. Carr P.E.	\$5,864.18		
12/7/2017	348,521	PMCHK00006947	Accounts Payable	4110	CT Consultants	\$96.96		
12/7/2017	348,522	PMCHK00006947	Accounts Payable	4111	Erpenbeck Consulting Engineers, Inc	\$1,600.00		
12/7/2017	348,523	PMCHK00006947	Accounts Payable	4112	Howell Contractors, Inc.	\$238,992.37		
12/7/2017	348,524	PMCHK00006947	Accounts Payable	4113	Wade Trim	\$1,718.00		
12/7/2017	349,241	PMTRX00011308	Accounts Payable	APPLICATION 2 MADISO	Howell Contractors, Inc.		\$421,879.50	
12/14/2017	349,249	PMTRX00011308	Accounts Payable	658692	A&S Electric Supply Inc.		\$154.24	
12/14/2017	349,250	PMTRX00011308	Accounts Payable	765	Erpenbeck Consulting Engineers, Inc		\$367.50	
12/15/2017	348,915	PMCHK00006955	Accounts Payable	4114	Fortiline Inc.	\$101.00		
12/15/2017	348,916	PMCHK00006955	Accounts Payable	4115	HDR Engineering, Inc.	\$1,050.00		
12/15/2017	348,917	PMCHK00006955	Accounts Payable	4116	Building Crafts Inc.	\$240,621.34		
12/15/2017	348,918	PMCHK00006955	Accounts Payable	4117	Rose Excavating & Development Inc.	\$52,678.60		
12/15/2017	348,919	PMCHK00006955	Accounts Payable	4118	Viox & Viox Inc.	\$4,862.00		
12/15/2017	350,101	PMTRX00011328	Accounts Payable	5001352	Wade Trim		\$1,743.00	
12/19/2017	349,251	PMTRX00011308	Accounts Payable	115490R	Geotechnology		\$130.00	
12/20/2017	349,252	PMCHK00006958	Accounts Payable	4119	A&S Electric Supply Inc.	\$154.24		
12/20/2017	349,253	PMCHK00006958	Accounts Payable	4120	Campbell Co. Fiscal Court	\$20,141.00		
12/20/2017	349,254	PMCHK00006958	Accounts Payable	4121	Cardinal Engineering	\$3,473.50		
12/20/2017	349,255	PMCHK00006958	Accounts Payable	4122	Dugan & Meyers Const. Co.	\$18,000.00		
12/20/2017	349,256	PMCHK00006958	Accounts Payable	4123	Enquirer Media	\$652.96		
12/20/2017	349,257	PMCHK00006958	Accounts Payable	4124	Erpenbeck Consulting Engineers, Inc	\$367.50		
12/20/2017	349,258	PMCHK00006958	Accounts Payable	4125	Geotechnology	\$130.00		
12/20/2017	349,259	PMCHK00006958	Accounts Payable	4126	Howell Contractors, Inc.	\$508,028.40		
12/20/2017	349,260	PMCHK00006958	Accounts Payable	4127	Smithcorp, Inc.	\$9,122.80		
12/20/2017	349,261	PMCHK00006958	Accounts Payable	4128	Viox & Viox Inc.	\$31,630.00		
12/21/2017	350,103	PMTRX00011328	Accounts Payable	659107	A&S Electric Supply Inc.		\$55.09	
12/30/2017	350,102	PMTRX00011328	Accounts Payable	1231 PERIMETER	Gemmer & Sons Inc.		\$169,205.40	
12/30/2017	350,497	PMTRX00011339	Accounts Payable	17-777	Viox & Viox Inc.		\$9,070.00	
12/31/2017	350,104	PMTRX00011328	Accounts Payable	APPLICATION 9 ORPS2	Building Crafts Inc.		\$150,203.08	
12/31/2017	350,498	PMTRX00011339	Accounts Payable	APPLICATION 6 FINAL	Howell Contractors, Inc.		\$73,029.57	
12/31/2017	350,499	PMTRX00011339	Accounts Payable	APPLICATION 3 MADISO	Howell Contractors, Inc.		\$250,074.00	
12/31/2017	350,500	PMTRX00011339	Accounts Payable	APPLICATION 5 FINAL	Howell Contractors, Inc.		\$67,117.13	
			Totals:	Account:	231-0029-000	Net Change	Ending Balance	
			Description:	Arbitrage Liability		(\$717,048.61)	(\$720,497.27)	\$3,956,524.49
Account:	231-0052-000				Beginning Balance:	(\$1,174,629.00)		\$4,673,573.10
Trx Date	Jrnl No.	Orig. Audit Trail	Distribution Reference	Orig. Master Number	Orig. Master Name		Debit	Credit
8/1/2017	342,703	PMTRX00011137	Purchases	BOND 2012 08/17	Internal Revenue Service Center		\$801,434.00	
12/31/2017	352,193	GLTRX00045738						\$111,934.00
			Totals:	Account:	231-0052-000	Net Change	Ending Balance	
			10:45:50 AM	Page:	189	\$689,500.00	(\$485,129.00)	\$801,434.00
System:	HISTORICAL DETAILED T 10/5/2018			User Date:	10/5/2018		User ID:	skampsen
N Ky Water District			Description:	Security Deposit Rental Space	Beginning Balance:	(\$2,000.00)		
Account:	231-0142-000							



Trx Date	Jrnl No.	Orig. Audit Trail	Distribution Reference	Orig. Master Number	Orig. Master Name	Debit	Credit		
12/31/2017	351,495	GLTRX00045617					\$8,288.00		
12/31/2017	351,501	GLTRX00045620					\$22,712.00		
12/31/2017	351,502	GLTRX00045621				\$2,000.00			
Account: 232-0000-000			Totals:	Account: 231-0142-000	Net Change	Ending Balance			
Trx Date	Jrnl No.	Orig. Audit Trail	Description:	Notes Payable - C.C. Fiscal Court	(\$29,000.00)	(\$31,000.00)	\$2,000.00	\$31,000.00	
			Distribution Reference	Beginning Balance:	(\$100,000.00)				
				Orig. Master Number	Orig. Master Name	Debit	Credit		
Account: 232-0011-000			Totals:	Account: 232-0000-000	Net Change	Ending Balance	*No transactions for this account*		
Trx Date	Jrnl No.	Orig. Audit Trail	Description:	2017 BAN Payable	\$0.00	(\$100,000.00)	\$0.00	\$0.00	
			Distribution Reference	Beginning Balance:	(\$26,000,000.00)				
				Orig. Master Number	Orig. Master Name	Debit	Credit		
Account: 232-0100-000			Totals:	Account: 232-0011-000	Net Change	Ending Balance	*No transactions for this account*		
Trx Date	Jrnl No.	Orig. Audit Trail	Description:	Note Payable - City of Taylor Mill	\$0.00	(\$26,000,000.00)	\$0.00	\$0.00	
12/31/2017	351,316	GLTRX00045584	Distribution Reference	Beginning Balance:	(\$50,000.00)				
				Orig. Master Number	Orig. Master Name	Debit	Credit		
						\$50,000.00			
Account: 232-0105-000			Totals:	Account: 232-0100-000	Net Change	Ending Balance			
Trx Date	Jrnl No.	Orig. Audit Trail	Description:	Current Portion LTD - Taylor Mill	\$50,000.00	\$0.00	\$50,000.00	\$0.00	
12/31/2017	351,316	GLTRX00045584	Distribution Reference	Beginning Balance:	\$0.00				
				Orig. Master Number	Orig. Master Name	Debit	Credit		
							\$50,000.00		
Account: 235-0001-000			Totals:	Account: 232-0105-000	Net Change	Ending Balance			
Trx Date	Jrnl No.	Orig. Audit Trail	Description:	Customer Deposits	(\$50,000.00)	(\$50,000.00)	\$0.00	\$50,000.00	
7/3/2017	342,143	CMTRX00008103	Distribution Reference	Beginning Balance:	(\$1,011,030.59)				
7/3/2017	342,144	CMTRX00008103	Bank Transaction Entry	RCT000037099			Debit	Credit	
7/3/2017	342,146	CMTRX00008103	Bank Transaction Entry	RCT000037100			\$125.00	\$250.00	
7/5/2017	342,157	CMTRX00008104	Bank Transaction Entry	RCT000037102			\$125.00	\$125.00	
7/6/2017	342,158	CMTRX00008105	Bank Transaction Entry	RCT000037113			\$125.00	\$125.00	
7/6/2017	342,165	CMTRX00008105	Bank Transaction Entry	RCT000037114			\$125.00	\$125.00	
7/7/2017	342,166	CMTRX00008106	Bank Transaction Entry	RCT000037121			\$125.00	\$125.00	
7/7/2017	342,167	CMTRX00008106	Bank Transaction Entry	RCT000037122			\$125.00	\$250.00	
7/7/2017	342,172	CMTRX00008106	Bank Transaction Entry	RCT000037123			\$125.00	\$125.00	
7/10/2017	342,173	CMTRX00008107	Bank Transaction Entry	RCT000037128			\$250.00	\$125.00	
7/10/2017	342,174	CMTRX00008107	Bank Transaction Entry	RCT000037129			\$625.00	\$250.00	
7/10/2017	342,180	CMTRX00008107	Bank Transaction Entry	RCT000037130			\$125.00	\$625.00	
7/11/2017	342,188	CMTRX00008108	Bank Transaction Entry	RCT000037136			\$125.00	\$125.00	
7/12/2017	342,189	CMTRX00008109	Bank Transaction Entry	RCT000037144			\$125.00	\$125.00	
7/12/2017	342,190	CMTRX00008109	Bank Transaction Entry	RCT000037145			\$875.00	\$500.00	
7/13/2017	342,196	CMTRX00008110	Bank Transaction Entry	RCT000037146			\$250.00	\$500.00	
7/13/2017	342,203	CMTRX00008110	Bank Transaction Entry	RCT000037152			\$125.00	\$250.00	
7/14/2017	342,204	CMTRX00008111	Bank Transaction Entry	RCT000037159			\$750.00	\$125.00	
7/14/2017	342,205	CMTRX00008111	Bank Transaction Entry	RCT000037160			\$375.00	\$750.00	
7/14/2017	342,210	CMTRX00008111	Bank Transaction Entry	RCT000037161			\$125.00	\$375.00	
7/17/2017	342,295	CMTRX00008113	Bank Transaction Entry	RCT000037166			\$500.00	\$125.00	
7/17/2017	342,296	CMTRX00008113	Bank Transaction Entry	RCT000037168			\$125.00	\$500.00	
7/19/2017	342,341	CMTRX00008115	Bank Transaction Entry	RCT000037169			\$290.00	\$125.00	
7/20/2017	342,348	CMTRX00008116	Bank Transaction Entry	RCT000037185			\$250.00	\$290.00	
7/21/2017	342,355	CMTRX00008117	Bank Transaction Entry	RCT000037192			\$750.00	\$250.00	
7/21/2017	342,356	CMTRX00008117	Bank Transaction Entry	RCT000037199			\$625.00	\$750.00	
7/21/2017	342,361	CMTRX00008117	Bank Transaction Entry	RCT000037200			\$125.00	\$625.00	
7/26/2017	342,624	CMTRX00008120	Bank Transaction Entry	RCT000037205			\$750.00	\$125.00	
7/26/2017	342,625	CMTRX00008120	Bank Transaction Entry	RCT000037222			\$250.00	\$750.00	
7/26/2017	342,626	CMTRX00008120	Bank Transaction Entry	RCT000037223			\$125.00	\$250.00	
7/28/2017	342,639	CMTRX00008122	Bank Transaction Entry	RCT000037224			\$750.00	\$125.00	
7/28/2017	342,640	CMTRX00008122	Bank Transaction Entry	RCT000037237			\$750.00	\$750.00	
7/28/2017	342,640	CMTRX00008122	Bank Transaction Entry	RCT000037238			\$750.00	\$750.00	
System:	HISTORICAL DETAILED T 10/5/2018		10:45:50 AM	Page:	190	User Date:	10/5/2018	User ID:	skampsen
N Ky Water District									
7/31/2017	342,646	CMTRX00008123	Bank Transaction Entry	RCT000037244			\$375.00		
7/31/2017	342,647	CMTRX00008123	Bank Transaction Entry	RCT000037245			\$250.00		

7/31/2017	342,653	CMTRX00008123	Bank Transaction Entry	RCT000037251		\$125.00
7/31/2017	342,660	GLTRX00044465			\$10,705.00	
8/2/2017	343,168	CMTRX00008127	Bank Transaction Entry	RCT000037300		\$250.00
8/2/2017	343,169	CMTRX00008127	Bank Transaction Entry	RCT000037301		\$125.00
8/2/2017	343,171	CMTRX00008127	Bank Transaction Entry	RCT000037303		\$250.00
8/2/2017	343,174	CMTRX00008127	Bank Transaction Entry	RCT000037306		\$125.00
8/3/2017	343,175	CMTRX00008128	Bank Transaction Entry	RCT000037307		\$125.00
8/3/2017	343,176	CMTRX00008128	Bank Transaction Entry	RCT000037308		\$375.00
8/3/2017	343,177	CMTRX00008128	Bank Transaction Entry	RCT000037309		\$125.00
8/3/2017	343,180	CMTRX00008128	Bank Transaction Entry	RCT000037312		\$125.00
8/4/2017	343,181	CMTRX00008129	Bank Transaction Entry	RCT000037313		\$375.00
8/4/2017	343,182	CMTRX00008129	Bank Transaction Entry	RCT000037314		\$250.00
8/7/2017	343,188	CMTRX00008130	Bank Transaction Entry	RCT000037320		\$125.00
8/7/2017	343,189	CMTRX00008130	Bank Transaction Entry	RCT000037321		\$125.00
8/8/2017	343,534	CMTRX00008132	Bank Transaction Entry	RCT000037338		\$750.00
8/9/2017	343,535	CMTRX00008133	Bank Transaction Entry	RCT000037339		\$750.00
8/9/2017	343,536	CMTRX00008133	Bank Transaction Entry	RCT000037340		\$750.00
8/9/2017	343,541	CMTRX00008133	Bank Transaction Entry	RCT000037345		\$250.00
8/10/2017	343,542	CMTRX00008134	Bank Transaction Entry	RCT000037346		\$375.00
8/10/2017	343,543	CMTRX00008134	Bank Transaction Entry	RCT000037347		\$125.00
8/10/2017	343,549	CMTRX00008134	Bank Transaction Entry	RCT000037353		\$250.00
8/11/2017	343,551	CMTRX00008135	Bank Transaction Entry	RCT000037355		\$125.00
8/11/2017	343,556	CMTRX00008135	Bank Transaction Entry	RCT000037360		\$250.00
8/14/2017	343,557	CMTRX00008136	Bank Transaction Entry	RCT000037361		\$250.00
8/14/2017	343,558	CMTRX00008136	Bank Transaction Entry	RCT000037362		\$125.00
8/15/2017	343,572	CMTRX00008137	Bank Transaction Entry	RCT000037376		\$125.00
8/16/2017	343,573	CMTRX00008138	Bank Transaction Entry	RCT000037377		\$875.00
8/16/2017	343,574	CMTRX00008138	Bank Transaction Entry	RCT000037378		\$500.00
8/16/2017	343,580	CMTRX00008138	Bank Transaction Entry	RCT000037384		\$125.00
8/16/2017	361,098	CMTRX00008481	Bank Transaction Entry	RCT000039915		\$125.00
8/16/2017	361,099	CMTRX00008481	Bank Transaction Entry	RCT000039916		\$375.00
8/16/2017	361,615	GLTHS00000012			\$125.00	
8/16/2017	361,616	GLTHS00000012			\$375.00	
8/17/2017	343,581	CMTRX00008139	Bank Transaction Entry	RCT000037385		\$250.00
8/17/2017	343,582	CMTRX00008139	Bank Transaction Entry	RCT000037386		\$250.00
8/18/2017	343,935	CMTRX00008142	Bank Transaction Entry	RCT000037395		\$995.00
8/18/2017	343,941	CMTRX00008142	Bank Transaction Entry	RCT000037401		\$250.00
8/21/2017	343,942	CMTRX00008143	Bank Transaction Entry	RCT000037402		\$290.00
8/21/2017	343,943	CMTRX00008143	Bank Transaction Entry	RCT000037403		\$625.00
8/22/2017	343,956	CMTRX00008144	Bank Transaction Entry	RCT000037416		\$125.00
8/23/2017	343,957	CMTRX00008145	Bank Transaction Entry	RCT000037417		\$750.00
8/23/2017	343,958	CMTRX00008145	Bank Transaction Entry	RCT000037418		\$500.00
8/23/2017	343,960	CMTRX00008145	Bank Transaction Entry	RCT000037420		\$125.00
8/23/2017	343,964	CMTRX00008145	Bank Transaction Entry	RCT000037424		\$125.00
8/24/2017	344,007	CMTRX00008146	Bank Transaction Entry	RCT000037425		\$250.00
8/24/2017	344,008	CMTRX00008146	Bank Transaction Entry	RCT000037426		\$125.00
8/24/2017	344,013	CMTRX00008146	Bank Transaction Entry	RCT000037431		\$250.00
8/25/2017	344,014	CMTRX00008147	Bank Transaction Entry	RCT000037432		\$250.00
8/25/2017	344,015	CMTRX00008147	Bank Transaction Entry	RCT000037433		\$250.00
8/25/2017	344,020	CMTRX00008147	Bank Transaction Entry	RCT000037438		\$125.00
8/28/2017	344,119	CMTRX00008148	Bank Transaction Entry	RCT000037439		\$625.00
8/29/2017	344,135	CMTRX00008149	Bank Transaction Entry	RCT000037455		\$125.00
8/30/2017	344,136	CMTRX00008150	Bank Transaction Entry	RCT000037456		\$750.00
8/30/2017	344,137	CMTRX00008150	Bank Transaction Entry	RCT000037457		\$250.00
8/31/2017	344,111	GLTRX00044640			\$13,040.00	
8/31/2017	344,144	CMTRX00008151	Bank Transaction Entry	RCT000037464		\$250.00
8/31/2017	344,145	CMTRX00008151	Bank Transaction Entry	RCT000037465		\$125.00
8/31/2017	344,150	CMTRX00008151	Bank Transaction Entry	RCT000037470		\$125.00
9/1/2017	344,598	CMTRX00008155	Bank Transaction Entry	RCT000037519		\$250.00
9/1/2017	344,604	CMTRX00008155	Bank Transaction Entry	RCT000037525		\$125.00
9/5/2017	344,605	CMTRX00008156	Bank Transaction Entry	RCT000037526		\$375.00
9/5/2017	344,606	CMTRX00008156	Bank Transaction Entry	RCT000037527		\$375.00
9/8/2017	344,628	CMTRX00008159	Bank Transaction Entry	RCT000037549		\$290.00
9/8/2017	344,629	CMTRX00008159	Bank Transaction Entry	RCT000037550		\$1,000.00

9/8/2017	344,630	CMTRX00008159	Bank Transaction Entry	RCT000037551		\$125.00
9/8/2017	344,634	CMTRX00008159	Bank Transaction Entry	RCT000037555		\$125.00
9/11/2017	345,071	CMTRX00008163	Bank Transaction Entry	RCT000037561		\$500.00
9/11/2017	345,072	CMTRX00008163	Bank Transaction Entry	RCT000037562		\$250.00
9/13/2017	345,088	CMTRX00008165	Bank Transaction Entry	RCT000037577		\$1,000.00
9/13/2017	345,089	CMTRX00008165	Bank Transaction Entry	RCT000037578		\$875.00
9/13/2017	345,090	CMTRX00008165	Bank Transaction Entry	RCT000037579		\$125.00
9/14/2017	345,103	CMTRX00008166	Bank Transaction Entry	RCT000037592		\$125.00
System:	HISTORICAL DETAILED T 10/5/2018		10:45:50 AM	191	User Date: 10/5/2018	User ID: skampsen
N Ky Water District						
9/15/2017	345,104	CMTRX00008167	Bank Transaction Entry	RCT000037593		\$500.00
9/15/2017	345,105	CMTRX00008167	Bank Transaction Entry	RCT000037594		\$750.00
9/15/2017	345,110	CMTRX00008167	Bank Transaction Entry	RCT000037599		\$125.00
9/18/2017	345,354	CMTRX00008168	Bank Transaction Entry	RCT000037600		\$500.00
9/18/2017	345,355	CMTRX00008168	Bank Transaction Entry	RCT000037601		\$625.00
9/18/2017	345,361	CMTRX00008168	Bank Transaction Entry	RCT000037607		\$125.00
9/20/2017	345,373	CMTRX00008170	Bank Transaction Entry	RCT000037616		\$750.00
9/20/2017	345,374	CMTRX00008170	Bank Transaction Entry	RCT000037617		\$500.00
9/21/2017	345,381	CMTRX00008171	Bank Transaction Entry	RCT000037623		\$375.00
9/21/2017	345,382	CMTRX00008171	Bank Transaction Entry	RCT000037624		\$250.00
9/21/2017	345,387	CMTRX00008171	Bank Transaction Entry	RCT000037629		\$250.00
9/22/2017	345,388	CMTRX00008172	Bank Transaction Entry	RCT000037630		\$250.00
9/22/2017	345,389	CMTRX00008172	Bank Transaction Entry	RCT000037631		\$540.00
9/25/2017	345,395	CMTRX00008173	Bank Transaction Entry	RCT000037637		\$250.00
9/25/2017	345,396	CMTRX00008173	Bank Transaction Entry	RCT000037638		\$875.00
9/27/2017	345,411	CMTRX00008175	Bank Transaction Entry	RCT000037653		\$1,125.00
9/27/2017	345,412	CMTRX00008175	Bank Transaction Entry	RCT000037654		\$500.00
9/27/2017	345,413	CMTRX00008175	Bank Transaction Entry	RCT000037655		\$125.00
9/27/2017	345,418	CMTRX00008175	Bank Transaction Entry	RCT000037660		\$125.00
9/28/2017	345,419	CMTRX00008176	Bank Transaction Entry	RCT000037661		\$125.00
9/29/2017	345,427	CMTRX00008177	Bank Transaction Entry	RCT000037669		\$125.00
9/29/2017	345,433	CMTRX00008177	Bank Transaction Entry	RCT000037675		\$250.00
9/29/2017	345,542	GLTRX00044870			\$15,541.10	
10/2/2017	345,771	CMTRX00008180	Bank Transaction Entry	RCT000037717		\$125.00
10/2/2017	345,772	CMTRX00008180	Bank Transaction Entry	RCT000037718		\$125.00
10/3/2017	345,786	CMTRX00008181	Bank Transaction Entry	RCT000037732		\$125.00
10/4/2017	345,788	CMTRX00008182	Bank Transaction Entry	RCT000037733		\$875.00
10/4/2017	345,789	CMTRX00008182	Bank Transaction Entry	RCT000037734		\$500.00
10/4/2017	345,795	CMTRX00008182	Bank Transaction Entry	RCT000037740		\$250.00
10/5/2017	345,799	CMTRX00008183	Bank Transaction Entry	RCT000037741		\$875.00
10/5/2017	345,800	CMTRX00008183	Bank Transaction Entry	RCT000037742		\$250.00
10/5/2017	345,810	CMTRX00008184	Bank Transaction Entry	RCT000037746		\$250.00
10/6/2017	345,951	CMTRX00008185	Bank Transaction Entry	RCT000037754		\$125.00
10/9/2017	345,952	CMTRX00008186	Bank Transaction Entry	RCT000037755		\$125.00
10/9/2017	345,953	CMTRX00008186	Bank Transaction Entry	RCT000037756		\$125.00
10/10/2017	347,265	GLTRX00045083				\$125.00
10/11/2017	346,184	CMTRX00008189	Bank Transaction Entry	RCT000037770		\$1,125.00
10/11/2017	346,185	CMTRX00008189	Bank Transaction Entry	RCT000037771		\$625.00
10/11/2017	346,191	CMTRX00008189	Bank Transaction Entry	RCT000037777		\$250.00
10/13/2017	346,199	CMTRX00008191	Bank Transaction Entry	RCT000037785		\$1,250.00
10/13/2017	346,200	CMTRX00008191	Bank Transaction Entry	RCT000037786		\$500.00
10/13/2017	346,205	CMTRX00008191	Bank Transaction Entry	RCT000037791		\$250.00
10/16/2017	346,206	CMTRX00008192	Bank Transaction Entry	RCT000037792		\$250.00
10/17/2017	346,490	CMTRX00008194	Bank Transaction Entry	RCT000037807		\$375.00
10/18/2017	346,498	CMTRX00008196	Bank Transaction Entry	RCT000037810		\$290.00
10/18/2017	346,499	CMTRX00008196	Bank Transaction Entry	RCT000037811		\$625.00
10/19/2017	346,513	CMTRX00008197	Bank Transaction Entry	RCT000037825		\$125.00
10/20/2017	346,514	CMTRX00008198	Bank Transaction Entry	RCT000037826		\$250.00
10/20/2017	346,515	CMTRX00008198	Bank Transaction Entry	RCT000037827		\$250.00
10/20/2017	346,521	CMTRX00008198	Bank Transaction Entry	RCT000037833		\$375.00
10/23/2017	346,767	CMTRX00008200	Bank Transaction Entry	RCT000037835		\$750.00
10/23/2017	346,768	CMTRX00008200	Bank Transaction Entry	RCT000037836		\$125.00
10/23/2017	346,770	CMTRX00008200	Bank Transaction Entry	RCT000037838		\$125.00
10/23/2017	346,774	CMTRX00008200	Bank Transaction Entry	RCT000037842		\$375.00

10/24/2017	346,782	CMTRX00008201	Bank Transaction Entry	RCT000037850		\$40.00	
10/25/2017	346,783	CMTRX00008202	Bank Transaction Entry	RCT000037851		\$750.00	
10/25/2017	346,784	CMTRX00008202	Bank Transaction Entry	RCT000037852		\$250.00	
10/25/2017	346,790	CMTRX00008202	Bank Transaction Entry	RCT000037858		\$125.00	
10/27/2017	346,798	CMTRX00008204	Bank Transaction Entry	RCT000037866		\$250.00	
10/27/2017	346,800	CMTRX00008204	Bank Transaction Entry	RCT000037868		\$125.00	
10/27/2017	346,804	CMTRX00008204	Bank Transaction Entry	RCT000037872		\$250.00	
10/30/2017	346,806	CMTRX00008205	Bank Transaction Entry	RCT000037874		\$125.00	
10/31/2017	346,820	CMTRX00008206	Bank Transaction Entry	RCT000037888		\$125.00	
10/31/2017	346,822	GLTRX00045025			\$7,415.00		
11/1/2017	347,824	CMTRX00008214	Bank Transaction Entry	RCT000037936		\$750.00	
11/1/2017	347,825	CMTRX00008214	Bank Transaction Entry	RCT000037937		\$1,125.00	
11/1/2017	347,925	CMTRX00008219	Bank Transaction Entry	RCT000037973		\$250.00	
11/2/2017	347,873	CMTRX00008215	Bank Transaction Entry	RCT000037943		\$375.00	
11/2/2017	347,874	CMTRX00008215	Bank Transaction Entry	RCT000037944		\$375.00	
11/2/2017	347,876	CMTRX00008215	Bank Transaction Entry	RCT000037946		\$125.00	
11/2/2017	347,879	CMTRX00008215	Bank Transaction Entry	RCT000037949		\$125.00	
11/3/2017	347,880	CMTRX00008216	Bank Transaction Entry	RCT000037950		\$125.00	
11/3/2017	347,881	CMTRX00008216	Bank Transaction Entry	RCT000037951		\$250.00	
11/3/2017	347,886	CMTRX00008216	Bank Transaction Entry	RCT000037956		\$375.00	
System:	HISTORICAL DETAILED T 10/5/2018		10:45:50 AM	Page:	192	User Date: 10/5/2018	User ID: skampsen
N Ky Water District							
11/6/2017	347,887	CMTRX00008217	Bank Transaction Entry	RCT000037957		\$375.00	
11/7/2017	347,902	CMTRX00008218	Bank Transaction Entry	RCT000037972		\$125.00	
11/8/2017	347,942	CMTRX00008220	Bank Transaction Entry	RCT000037974		\$875.00	
11/8/2017	347,943	CMTRX00008220	Bank Transaction Entry	RCT000037975		\$750.00	
11/8/2017	347,949	CMTRX00008220	Bank Transaction Entry	RCT000037981		\$250.00	
11/9/2017	348,004	CMTRX00008221	Bank Transaction Entry	RCT000037982		\$375.00	
11/9/2017	348,005	CMTRX00008221	Bank Transaction Entry	RCT000037983		\$125.00	
11/9/2017	348,007	CMTRX00008221	Bank Transaction Entry	RCT000037985		\$125.00	
11/10/2017	348,011	CMTRX00008222	Bank Transaction Entry	RCT000037989		\$1,125.00	
11/10/2017	348,012	CMTRX00008222	Bank Transaction Entry	RCT000037990		\$500.00	
11/10/2017	348,017	CMTRX00008222	Bank Transaction Entry	RCT000037995		\$125.00	
11/13/2017	348,018	CMTRX00008223	Bank Transaction Entry	RCT000037996		\$375.00	
11/13/2017	348,019	CMTRX00008223	Bank Transaction Entry	RCT000037997		\$250.00	
11/13/2017	348,024	CMTRX00008223	Bank Transaction Entry	RCT000038002		\$250.00	
11/14/2017	348,032	CMTRX00008224	Bank Transaction Entry	RCT000038010		\$125.00	
11/15/2017	348,033	CMTRX00008225	Bank Transaction Entry	RCT000038011		\$250.00	
11/16/2017	348,043	CMTRX00008226	Bank Transaction Entry	RCT000038021		\$125.00	
11/16/2017	348,044	CMTRX00008226	Bank Transaction Entry	RCT000038022		\$125.00	
11/16/2017	348,045	CMTRX00008226	Bank Transaction Entry	RCT000038023		\$125.00	
11/17/2017	348,096	CMTRX00008227	Bank Transaction Entry	RCT000038029		\$80.00	
11/17/2017	348,097	CMTRX00008227	Bank Transaction Entry	RCT000038030		\$165.00	
11/17/2017	348,098	CMTRX00008227	Bank Transaction Entry	RCT000038031		\$125.00	
11/20/2017	348,355	CMTRX00008229	Bank Transaction Entry	RCT000038051		\$625.00	
11/20/2017	348,356	CMTRX00008229	Bank Transaction Entry	RCT000038052		\$290.00	
11/21/2017	348,370	CMTRX00008230	Bank Transaction Entry	RCT000038066		\$250.00	
11/22/2017	348,371	CMTRX00008231	Bank Transaction Entry	RCT000038067		\$320.00	
11/22/2017	348,372	CMTRX00008231	Bank Transaction Entry	RCT000038068		\$180.00	
11/27/2017	348,379	CMTRX00008232	Bank Transaction Entry	RCT000038075		\$250.00	
11/27/2017	348,380	CMTRX00008232	Bank Transaction Entry	RCT000038076		\$250.00	
11/28/2017	348,394	CMTRX00008233	Bank Transaction Entry	RCT000038090		\$375.00	
11/29/2017	348,395	CMTRX00008234	Bank Transaction Entry	RCT000038091		\$1,375.00	
11/29/2017	348,396	CMTRX00008234	Bank Transaction Entry	RCT000038092		\$875.00	
11/29/2017	348,398	CMTRX00008234	Bank Transaction Entry	RCT000038094		\$625.00	
11/29/2017	348,402	CMTRX00008234	Bank Transaction Entry	RCT000038098		\$165.00	
11/30/2017	348,317	GLTRX00045185			\$8,875.00		
11/30/2017	348,403	CMTRX00008235	Bank Transaction Entry	RCT000038099		\$875.00	
11/30/2017	348,404	CMTRX00008235	Bank Transaction Entry	RCT000038100		\$500.00	
11/30/2017	348,406	CMTRX00008235	Bank Transaction Entry	RCT000038102		\$250.00	
11/30/2017	348,409	CMTRX00008235	Bank Transaction Entry	RCT000038105		\$250.00	
12/1/2017	349,072	CMTRX00008239	Bank Transaction Entry	RCT000038137		\$500.00	
12/1/2017	349,073	CMTRX00008239	Bank Transaction Entry	RCT000038138		\$125.00	
12/4/2017	349,079	CMTRX00008240	Bank Transaction Entry	RCT000038144		\$875.00	

12/4/2017	349,080	CMTRX00008240	Bank Transaction Entry	RCT000038145		\$125.00
12/4/2017	349,085	CMTRX00008240	Bank Transaction Entry	RCT000038150		\$125.00
12/6/2017	349,098	CMTRX00008242	Bank Transaction Entry	RCT000038160		\$500.00
12/6/2017	349,099	CMTRX00008242	Bank Transaction Entry	RCT000038161		\$250.00
12/6/2017	349,105	CMTRX00008242	Bank Transaction Entry	RCT000038167		\$250.00
12/7/2017	349,113	CMTRX00008244	Bank Transaction Entry	RCT000038175		\$125.00
12/8/2017	349,114	CMTRX00008245	Bank Transaction Entry	RCT000038176		\$250.00
12/8/2017	349,115	CMTRX00008245	Bank Transaction Entry	RCT000038177		\$250.00
12/8/2017	349,120	CMTRX00008245	Bank Transaction Entry	RCT000038182		\$375.00
12/11/2017	349,121	CMTRX00008246	Bank Transaction Entry	RCT000038183		\$375.00
12/11/2017	349,129	CMTRX00008246	Bank Transaction Entry	RCT000038191		\$125.00
12/12/2017	349,138	CMTRX00008247	Bank Transaction Entry	RCT000038199		\$125.00
12/13/2017	349,139	CMTRX00008248	Bank Transaction Entry	RCT000038200		\$500.00
12/13/2017	349,140	CMTRX00008248	Bank Transaction Entry	RCT000038201		\$125.00
12/13/2017	349,146	CMTRX00008248	Bank Transaction Entry	RCT000038207		\$375.00
12/14/2017	349,407	CMTRX00008250	Bank Transaction Entry	RCT000038209		\$250.00
12/14/2017	349,408	CMTRX00008250	Bank Transaction Entry	RCT000038210		\$250.00
12/14/2017	349,413	CMTRX00008250	Bank Transaction Entry	RCT000038215		\$125.00
12/15/2017	349,414	CMTRX00008251	Bank Transaction Entry	RCT000038216		\$250.00
12/15/2017	349,415	CMTRX00008251	Bank Transaction Entry	RCT000038217		\$250.00
12/18/2017	349,420	CMTRX00008252	Bank Transaction Entry	RCT000038222		\$375.00
12/18/2017	349,421	CMTRX00008252	Bank Transaction Entry	RCT000038223		\$375.00
12/18/2017	349,426	CMTRX00008252	Bank Transaction Entry	RCT000038228		\$250.00
12/20/2017	349,435	CMTRX00008254	Bank Transaction Entry	RCT000038237		\$250.00
12/20/2017	349,443	CMTRX00008254	Bank Transaction Entry	RCT000038245		\$125.00
12/21/2017	349,444	CMTRX00008255	Bank Transaction Entry	RCT000038246		\$500.00
12/22/2017	349,553	CMTRX00008256	Bank Transaction Entry	RCT000038254		\$250.00
12/22/2017	349,554	CMTRX00008256	Bank Transaction Entry	RCT000038255		\$375.00
12/22/2017	349,555	CMTRX00008256	Bank Transaction Entry	RCT000038256		\$125.00
12/27/2017	349,577	CMTRX00008259	Bank Transaction Entry	RCT000038276		\$125.00
12/29/2017	349,567	CMTRX00008258	Bank Transaction Entry	RCT000038268		\$250.00
12/29/2017	349,731	GLTRX00045388				\$250.00
System: HISTORICAL DETAILED T 10/5/2018						\$11,575.00
N Ky Water District						skampsen
12/31/2017	351,977	GLTRX00045703				\$556.53

10:45:50 AM Page: 193 User Date: 10/5/2018 User ID: skampsen

Totals:			Account:	235-0001-000	Net Change	Ending Balance	\$67,651.10	\$84,366.53
Description:			Fire Hydrant Deposits		(\$16,715.43)	(\$1,027,746.02)		
Trx Date	Jrnl No.	Orig. Audit Trail	Distribution Reference	Orig. Master Number	Orig. Master Name	Debit	Credit	
7/3/2017	342,143	CMTRX00008103	Bank Transaction Entry	RCT000037099			\$1,000.00	
7/3/2017	342,144	CMTRX00008103	Bank Transaction Entry	RCT000037100			\$250.00	
7/3/2017	342,149	CMTRX00008103	Bank Transaction Entry	RCT000037105			\$250.00	
7/7/2017	342,166	CMTRX00008106	Bank Transaction Entry	RCT000037122			\$1,250.00	
7/10/2017	342,174	CMTRX00008107	Bank Transaction Entry	RCT000037130			\$2,250.00	
7/10/2017	342,180	CMTRX00008107	Bank Transaction Entry	RCT000037136			\$271.61	
7/10/2017	342,420	GLTRX00044427				\$271.61		
7/11/2017	342,188	CMTRX00008108	Bank Transaction Entry	RCT000037144			\$500.00	
7/12/2017	342,190	CMTRX00008109	Bank Transaction Entry	RCT000037146			\$250.00	
7/13/2017	342,197	CMTRX00008110	Bank Transaction Entry	RCT000037153			\$1,000.00	
7/13/2017	342,203	CMTRX00008110	Bank Transaction Entry	RCT000037159			\$250.00	
7/14/2017	342,204	CMTRX00008111	Bank Transaction Entry	RCT000037160			\$250.00	
7/17/2017	343,589	GLTRX00044582					\$250.00	
7/19/2017	342,340	CMTRX00008115	Bank Transaction Entry	RCT000037184			\$250.00	
7/20/2017	342,348	CMTRX00008116	Bank Transaction Entry	RCT000037192			\$1,500.00	
7/24/2017	342,217	PMTRX00011127	Purchases	FIRE HYDRANT 1817	Arc American	\$1,000.00		
7/24/2017	342,220	PMTRX00011127	Purchases	FIRE HYDRANT 1824	Bergeson, Cole	\$250.00		
7/24/2017	342,263	PMTRX00011128	Purchases	FIRE HYDRANT 1819	Evans Landscaping	\$1,000.00		
7/24/2017	342,268	PMTRX00011128	Purchases	FIRE HYDRANT 1832	Geiger, Patrick	\$250.00		
7/24/2017	342,313	PMTRX00011129	Purchases	FIRE HYDRANT 1823	Lang, Tim	\$750.00		
7/24/2017	342,322	PMTRX00011129	Purchases	FIRE HYDRANT 1818	Len Riegler Blacktop, Inc.	\$1,000.00		
7/24/2017	342,323	PMTRX00011129	Purchases	FIRE HYDRANT 1831	Robinson Pipe Cleaning Co.	\$1,000.00		
7/24/2017	342,327	PMTRX00011129	Purchases	FIRE HYDRANT 1822	Sizemore, Scott	\$250.00		
7/24/2017	342,329	PMTRX00011129	Purchases	FIRE HYDRANT 1825	Smith Katherine	\$250.00		
7/24/2017	342,330	PMTRX00011129	Purchases	FIRE HYDRANT 1830	Smith Kendra	\$250.00		

7/24/2017	342,331	PMTRX00011129	Purchases	FIRE HYDRANT 1821	SP Construction	\$250.00	
7/24/2017	342,363	CMTRX00008118	Bank Transaction Entry	RCT000037207			\$1,500.00
7/24/2017	342,364	CMTRX00008118	Bank Transaction Entry	RCT000037208			\$250.00
7/24/2017	342,365	CMTRX00008118	Bank Transaction Entry	RCT000037209			\$1,000.00
7/24/2017	342,405	PMTRX00011131	Purchases	FIRE HYDRANT 1827	SWS Environmental	\$250.00	
7/24/2017	342,406	PMTRX00011131	Purchases	FIRE HYDRANT 1829	Table Rock Construction	\$1,000.00	
7/24/2017	342,407	PMTRX00011131	Purchases	FIRE HYDRANT 1820	Tele-Vac Environmental	\$1,000.00	
7/24/2017	342,715	GLTRX00044479				\$250.00	
7/24/2017	342,716	GLTRX00044479				\$4,250.00	
7/24/2017	342,717	GLTRX00044479				\$500.00	
7/24/2017	342,718	GLTRX00044479				\$1,000.00	
8/1/2017	344,164	GLTRX00044664					\$500.00
8/1/2017	344,164	GLTRX00044664					\$500.00
8/1/2017	344,164	GLTRX00044664					\$125.00
8/3/2017	343,175	CMTRX00008128	Bank Transaction Entry	RCT000037307			\$125.00
8/7/2017	343,189	CMTRX00008130	Bank Transaction Entry	RCT000037321			\$250.00
8/7/2017	343,196	CMTRX00008130	Bank Transaction Entry	RCT000037328			\$250.00
8/9/2017	343,535	CMTRX00008133	Bank Transaction Entry	RCT000037339			\$250.00
8/9/2017	343,536	CMTRX00008133	Bank Transaction Entry	RCT000037340			\$2,000.00
8/10/2017	343,542	CMTRX00008134	Bank Transaction Entry	RCT000037346			\$1,000.00
8/11/2017	343,550	CMTRX00008135	Bank Transaction Entry	RCT000037354			\$1,000.00
8/11/2017	343,551	CMTRX00008135	Bank Transaction Entry	RCT000037355			\$500.00
8/14/2017	343,557	CMTRX00008136	Bank Transaction Entry	RCT000037361			\$250.00
8/14/2017	343,558	CMTRX00008136	Bank Transaction Entry	RCT000037362			\$1,000.00
8/16/2017	343,573	CMTRX00008138	Bank Transaction Entry	RCT000037377			\$250.00
8/16/2017	343,574	CMTRX00008138	Bank Transaction Entry	RCT000037378			\$250.00
8/16/2017	343,580	CMTRX00008138	Bank Transaction Entry	RCT000037384			\$1,000.00
8/17/2017	343,581	CMTRX00008139	Bank Transaction Entry	RCT000037385			\$1,000.00
8/18/2017	343,935	CMTRX00008142	Bank Transaction Entry	RCT000037395			\$250.00
8/18/2017	343,936	CMTRX00008142	Bank Transaction Entry	RCT000037396			\$250.00
8/18/2017	343,941	CMTRX00008142	Bank Transaction Entry	RCT000037401			\$1,000.00
8/28/2017	344,120	CMTRX00008148	Bank Transaction Entry	RCT000037440			\$1,000.00
8/31/2017	344,095	GLTRX00044638				\$1,000.00	
8/31/2017	344,096	GLTRX00044638				\$1,000.00	
8/31/2017	344,097	GLTRX00044638				\$250.00	
8/31/2017	344,098	GLTRX00044638				\$250.00	
8/31/2017	344,099	GLTRX00044638				\$250.00	
8/31/2017	344,100	GLTRX00044638				\$250.00	
8/31/2017	344,169	PMTRX00011173	Purchases	FIRE HYDRANT 1836	CA Advance	\$1,000.00	
8/31/2017	344,176	PMTRX00011173	Purchases	FIRE HYDRANT 1841	DRT Construction, Inc	\$250.00	
8/31/2017	344,200	PMTRX00011173	Purchases	FIRE HYDRANT 1843	Konkright, Darlene	\$250.00	
8/31/2017	344,201	PMTRX00011173	Purchases	FIRE HYDRANT 1848	Lang, Tim	\$250.00	
System:	HISTORICAL DETAILED T 10/5/2018		10:45:50 AM	Page:	194	User Date:	10/5/2018
						User ID:	skampsen
N Ky Water District							
8/31/2017	344,208	PMTRX00011173	Purchases	FIRE HYDRANT 1840	Lucas Pools	\$1,250.00	
8/31/2017	344,242	PMTRX00011174	Purchases	FIRE HYDRANT 1839	Len Riegler Blacktop, Inc.	\$1,000.00	
8/31/2017	344,243	PMTRX00011174	Purchases	FIRE HYDRANT 1837	Miller Pipeline	\$4,000.00	
8/31/2017	344,253	PMTRX00011174	Purchases	FIRE HYDRANT 1844	Table Rock Construction	\$250.00	
8/31/2017	344,254	PMTRX00011174	Purchases	FIRE HYDRANT 1842	Tele-Vac Environmental	\$750.00	
8/31/2017	344,265	PMTRX00011174	Purchases	FIRE HYDRANT 1849	WRC Inc.	\$250.00	
9/1/2017	344,598	CMTRX00008155	Bank Transaction Entry	RCT000037519			\$1,000.00
9/1/2017	344,599	CMTRX00008155	Bank Transaction Entry	RCT000037520			\$250.00
9/1/2017	344,604	CMTRX00008155	Bank Transaction Entry	RCT000037525			\$1,000.00
9/7/2017	344,627	CMTRX00008158	Bank Transaction Entry	RCT000037548			\$1,000.00
9/8/2017	344,628	CMTRX00008159	Bank Transaction Entry	RCT000037549			\$1,000.00
9/11/2017	345,071	CMTRX00008163	Bank Transaction Entry	RCT000037561			\$500.00
9/11/2017	345,072	CMTRX00008163	Bank Transaction Entry	RCT000037562			\$500.00
9/14/2017	345,098	CMTRX00008166	Bank Transaction Entry	RCT000037587			\$2,250.00
9/15/2017	345,105	CMTRX00008167	Bank Transaction Entry	RCT000037594			\$1,000.00
9/18/2017	345,354	CMTRX00008168	Bank Transaction Entry	RCT000037600			\$1,000.00
9/18/2017	345,355	CMTRX00008168	Bank Transaction Entry	RCT000037601			\$1,250.00
9/20/2017	345,373	CMTRX00008170	Bank Transaction Entry	RCT000037616			\$250.00
9/21/2017	345,113	PMTRX00011199	Purchases	FIRE HYDRANT 1859	Goetz Matt	\$250.00	
9/21/2017	345,127	PMTRX00011199	Purchases	FIRE HYDRANT 1857	Len Riegler Blacktop, Inc.	\$1,000.00	

9/21/2017	345,133	PMTRX00011199	Purchases	FIRE HYDRANT 1860	Lucas Pools	\$500.00			
9/21/2017	345,198	PMTRX00011202	Purchases	FIRE HYDRANT 1862	CA Advance	\$1,000.00			
9/21/2017	345,234	PMTRX00011204	Purchases	FIRE HYDRANT 1861	Mainstrasse Village Assoc.	\$250.00			
9/21/2017	345,235	PMTRX00011204	Purchases	FIRE HYDRANT 1852	Miller Pipeline	\$2,000.00			
9/21/2017	345,246	PMTRX00011205	Purchases	FIRE HYDRANT 1854	North Star Painting Co Inc	\$1,000.00			
9/21/2017	345,248	PMTRX00011205	Purchases	FIRE HYDRANT 1863	O'Rourke Wrecking Co	\$1,000.00			
9/21/2017	345,261	PMTRX00011205	Purchases	FIRE HYDRANT 1851	SWS Environmental	\$250.00			
9/21/2017	345,263	PMTRX00011205	Purchases	FIRE HYDRANT 1858	Tele-Vac Environmental	\$750.00			
9/21/2017	345,381	CMTRX00008171	Bank Transaction Entry	RCT000037623			\$1,000.00		
9/21/2017	345,382	CMTRX00008171	Bank Transaction Entry	RCT000037624			\$250.00		
9/21/2017	345,387	CMTRX00008171	Bank Transaction Entry	RCT000037629			\$1,000.00		
9/22/2017	345,394	CMTRX00008172	Bank Transaction Entry	RCT000037636			\$1,000.00		
9/26/2017	345,410	CMTRX00008174	Bank Transaction Entry	RCT000037652			\$250.00		
9/27/2017	345,411	CMTRX00008175	Bank Transaction Entry	RCT000037653			\$250.00		
9/28/2017	345,178	GLTRX00044805				\$250.00			
9/28/2017	345,180	GLTRX00044805				\$1,000.00			
9/28/2017	345,182	GLTRX00044805				\$250.00			
9/28/2017	345,183	GLTRX00044805				\$2,000.00			
9/28/2017	345,193	PMTRX00011202	Purchases	FIRE HYDRANT 1866	AFM Demolition	\$250.00			
9/28/2017	345,262	PMTRX00011205	Purchases	FIRE HYDRANT 1865	SWS Environmental	\$250.00			
9/28/2017	345,426	CMTRX00008176	Bank Transaction Entry	RCT000037668			\$1,000.00		
10/2/2017	345,771	CMTRX00008180	Bank Transaction Entry	RCT000037717			\$250.00		
10/3/2017	345,786	CMTRX00008181	Bank Transaction Entry	RCT000037732			\$1,000.00		
10/5/2017	345,800	CMTRX00008183	Bank Transaction Entry	RCT000037742			\$250.00		
10/9/2017	345,952	CMTRX00008186	Bank Transaction Entry	RCT000037755			\$2,000.00		
10/9/2017	345,953	CMTRX00008186	Bank Transaction Entry	RCT000037756			\$3,000.00		
10/16/2017	346,207	CMTRX00008192	Bank Transaction Entry	RCT000037793			\$1,000.00		
10/20/2017	346,514	CMTRX00008198	Bank Transaction Entry	RCT000037826			\$1,000.00		
10/23/2017	346,767	CMTRX00008200	Bank Transaction Entry	RCT000037835			\$250.00		
10/23/2017	346,768	CMTRX00008200	Bank Transaction Entry	RCT000037836			\$1,000.00		
10/23/2017	346,774	CMTRX00008200	Bank Transaction Entry	RCT000037842			\$250.00		
10/25/2017	346,593	GLTRX00044981				\$250.00			
10/25/2017	346,595	GLTRX00044981				\$1,000.00			
10/25/2017	346,596	GLTRX00044981				\$1,000.00			
10/25/2017	346,597	GLTRX00044981				\$3,000.00			
10/25/2017	346,783	CMTRX00008202	Bank Transaction Entry	RCT000037851			\$250.00		
10/27/2017	346,627	PMTRX00011241	Purchases	FIRE HYDRANT 1878	4 Seasons Grounds Management	\$250.00			
10/27/2017	346,631	PMTRX00011241	Purchases	FIRE HYDRANT 1874	CA Advance	\$1,000.00			
10/27/2017	346,658	PMTRX00011241	Purchases	FIRE HYDRANT 1876	Michels and Sons Inc., Paul	\$250.00			
10/27/2017	346,660	PMTRX00011241	Purchases	FIRE HYDRANT 1873	North Star Painting Co Inc	\$1,000.00			
10/27/2017	346,668	PMTRX00011241	Purchases	FIRE HYDRANT 1872	Len Riegler Blacktop, Inc.	\$1,000.00			
10/30/2017	346,806	CMTRX00008205	Bank Transaction Entry	RCT000037874			\$1,000.00		
11/1/2017	347,925	CMTRX00008219	Bank Transaction Entry	RCT000037973			\$1,000.00		
11/2/2017	347,873	CMTRX00008215	Bank Transaction Entry	RCT000037943			\$1,000.00		
11/3/2017	347,881	CMTRX00008216	Bank Transaction Entry	RCT000037951			\$2,000.00		
11/7/2017	347,902	CMTRX00008218	Bank Transaction Entry	RCT000037972			\$1,000.00		
11/8/2017	347,949	CMTRX00008220	Bank Transaction Entry	RCT000037981			\$250.00		
11/20/2017	348,355	CMTRX00008229	Bank Transaction Entry	RCT000038051			\$1,000.00		
11/21/2017	348,370	CMTRX00008230	Bank Transaction Entry	RCT000038066			\$1,000.00		
11/22/2017	347,815	GLTRX00045136				\$1,000.00			
11/22/2017	347,816	GLTRX00045136				\$1,000.00			
11/22/2017	347,817	GLTRX00045136				\$1,000.00			
11/22/2017	347,818	GLTRX00045136				\$250.00			
11/22/2017	347,819	GLTRX00045136				\$250.00			
System:	HISTORICAL DETAILED T 10/5/2018		10:45:50 AM	Page:	195	User Date:	10/5/2018	User ID:	skampsen
N Ky Water District									
11/22/2017	347,821	GLTRX00045136				\$1,000.00			
11/22/2017	347,822	GLTRX00045137				\$1,000.00			
11/22/2017	347,823	GLTRX00045137				\$1,000.00			
11/27/2017	348,056	PMTRX00011276	Purchases	FIRE HYDRANT 1887	Brett Constuction	\$1,000.00			
11/27/2017	348,057	PMTRX00011276	Purchases	FIRE HYDRANT 1895	CA Advance	\$1,000.00			
11/27/2017	348,072	PMTRX00011276	Purchases	1894	Eaton Asphalt Paving Co. Inc.	\$250.00			
11/27/2017	348,073	PMTRX00011276	Purchases	FIRE HYDRANT 1893	Enviro Core Inc.	\$250.00			
11/27/2017	348,076	PMTRX00011276	Purchases	1890	Len Riegler Blacktop, Inc.	\$1,000.00			

11/27/2017	348,079	PMTRX00011276	Purchases	FIRE HYDRANT 1891	Lucas Pools	\$250.00	
11/27/2017	348,081	PMTRX00011276	Purchases	FIRE HYDRANT 1889	Prus Construction	\$1,000.00	
11/27/2017	348,082	PMTRX00011276	Purchases	FIRE HYDRANT 1888	Miller Pipeline	\$2,000.00	
12/4/2017	349,080	CMTRX00008240	Bank Transaction Entry	RCT000038145			\$2,000.00
12/11/2017	349,121	CMTRX00008246	Bank Transaction Entry	RCT000038183			\$250.00
12/18/2017	349,426	CMTRX00008252	Bank Transaction Entry	RCT000038228			\$1,000.00
12/20/2017	349,436	CMTRX00008254	Bank Transaction Entry	RCT000038238			\$500.00
12/21/2017	349,444	CMTRX00008255	Bank Transaction Entry	RCT000038246			\$250.00
12/21/2017	349,450	CMTRX00008255	Bank Transaction Entry	RCT000038252			\$1,000.00
12/22/2017	349,553	CMTRX00008256	Bank Transaction Entry	RCT000038254			\$1,000.00
12/27/2017	349,584	CMTRX00008259	Bank Transaction Entry	RCT000038283			\$1,000.00
12/28/2017	349,545	GLTRX00045353				\$1,000.00	
12/28/2017	349,548	GLTRX00045353				\$2,000.00	
12/28/2017	349,549	GLTRX00045353				\$1,000.00	
12/28/2017	349,599	PMTRX00011317	Purchases	FIRE HYDRANT 1900	Derek Inc.	\$1,000.00	
12/28/2017	349,607	PMTRX00011317	Purchases	FIRE HYDRANT 1901	Hall Contracting of Ky Inc.	\$1,000.00	
12/28/2017	349,611	PMTRX00011317	Purchases	FIRE HYDRANT 1905	Joshua One LLC	\$250.00	
12/28/2017	349,615	PMTRX00011317	Purchases	FIRE HYDRANT 1903	Leak Eliminators	\$250.00	
12/28/2017	349,616	PMTRX00011317	Purchases	FIRE HYDRANT 1907	Len Riegler Blacktop, Inc.	\$250.00	
12/28/2017	349,618	PMTRX00011317	Purchases	FIRE HYDRANT 1899	Miller Pipeline	\$6,000.00	
12/28/2017	349,628	PMTRX00011317	Purchases	FIRE HYDRANT 1902	TWC Concrete	\$250.00	
12/29/2017	349,574	CMTRX00008258	Bank Transaction Entry	RCT000038275			\$250.00
Totals:				Net Change	Ending Balance		
Account:	237-0000-000		Account:	\$7,500.00	(\$5,500.00)	\$74,021.61	\$66,521.61
Trx Date	Jrnl No.	Orig. Audit Trail	Description:	Beginning Balance:			
7/31/2017	342,976	GLTRX00044503	Distribution Reference	Orig. Master Number	Orig. Master Name	Debit	Credit
8/1/2017	344,467	GLTRX00044707				\$3,673,837.51	
8/31/2017	344,267	GLTRX00044685					\$744,760.02
9/30/2017	345,787	GLTRX00044900					\$744,144.77
10/2/2017	347,267	GLTRX00045084				\$351,000.00	
10/31/2017	347,302	GLTRX00045088					\$749,260.80
11/1/2017	348,334	CMTRX00008228	Bank Transaction Entry	DAJ000038050	USDA 2000	\$44,675.00	
11/20/2017	347,803	CMTRX00008212	Bank Transaction Entry	DAJ000037934	KIA	\$393,910.79	
11/30/2017	348,692	GLTRX00045253					\$750,403.92
12/31/2017	349,705	GLTRX00045371					\$749,903.02
12/31/2017	351,773	GLTRX00045649					\$59,126.00
12/31/2017	351,774	GLTRX00045650				\$2.40	
Totals:				Net Change	Ending Balance		
Account:	237-0001-000		Account:	(\$78,932.85)	(\$3,336,573.78)	\$4,463,425.70	\$4,542,358.55
Trx Date	Jrnl No.	Orig. Audit Trail	Description:	Beginning Balance:			
7/31/2017	342,660	GLTRX00044465	Distribution Reference	Orig. Master Number	Orig. Master Name	Debit	Credit
7/31/2017	342,675	GLTRX00044477				\$80.26	
8/31/2017	344,111	GLTRX00044640				\$226.77	\$6.53
8/31/2017	344,497	GLTRX00044722					\$8.76
9/29/2017	345,542	GLTRX00044870				\$122.44	
9/29/2017	345,765	GLTRX00044890					\$8.16
10/31/2017	346,822	GLTRX00045025				\$58.59	
10/31/2017	346,892	GLTRX00045031					\$9.30
11/30/2017	348,317	GLTRX00045185				\$74.29	
11/30/2017	348,412	GLTRX00045229					\$9.24
12/29/2017	349,731	GLTRX00045388				\$109.75	
12/29/2017	350,090	GLTRX00045425					\$5.53
12/31/2017	351,978	GLTRX00045704					\$6,893.34
Totals:				Net Change	Ending Balance		
Account:	241-0001-000		Account:	(\$6,268.76)	(\$10,443.94)	\$672.10	\$6,940.86
Trx Date	Jrnl No.	Orig. Audit Trail	Description:	Beginning Balance:			
System:	HISTORICAL DETAILED T	10/5/2018	Distribution Reference	Orig. Master Number	Orig. Master Name	Debit	Credit
N Ky Water District			10:45:50 AM	Page:	User Date:	10/5/2018	User ID:
7/18/2017	341,828	CMTRX00008100	Bank Transaction Entry	DAJ000037095		\$120.96	
7/31/2017	342,660	GLTRX00044465					\$22,698.52
8/16/2017	343,231	CMTRX00008131	Bank Transaction Entry	DAJ000037329		\$22,698.52	



8/31/2017	344,111	GLTRX00044640						\$76.16	\$76.16
9/19/2017	344,838	CMTRX00008161	Bank Transaction Entry	DAJ000037557				\$76.16	
9/21/2017	345,127	PMTRX00011199	Purchases	FIRE HYDRANT 1857	Len Riegler Blacktop, Inc.				\$6.68
9/21/2017	346,160	GLTRX00044938						\$6.68	
9/29/2017	345,542	GLTRX00044870							\$81.85
10/17/2017	346,161	CMTRX00008188	Bank Transaction Entry	DAJ000037769				\$81.85	
10/31/2017	346,822	GLTRX00045025							\$24,062.45
11/16/2017	347,577	CMTRX00008211	Bank Transaction Entry	DAJ000037933				\$24,062.45	
11/30/2017	348,317	GLTRX00045185							\$38.95
12/18/2017	349,071	CMTRX00008238	Bank Transaction Entry	DAJ000038136				\$38.95	
12/29/2017	349,731	GLTRX00045388							\$41.62

Account: 241-0002-000			Totals:	Account: 241-0001-000	Net Change	Ending Balance			
Trx Date	Jrnl No.	Orig. Audit Trail	Description:	School Taxes - Boone County	\$79.34	(\$41.62)	\$47,085.57	\$47,006.23	
7/18/2017	341,828	CMTRX00008100	Distribution Reference	Beginning Balance:	(\$11,861.37)		Debit	Credit	
7/31/2017	342,660	GLTRX00044465	Bank Transaction Entry	DAJ000037095	Orig. Master Number		\$11,861.37		
8/16/2017	343,231	CMTRX00008131	Bank Transaction Entry	DAJ000037329	Orig. Master Name		\$3,227.16		\$3,227.16
8/31/2017	344,111	GLTRX00044640							\$1,686.98
9/19/2017	344,838	CMTRX00008161	Bank Transaction Entry	DAJ000037557			\$1,686.98		
9/29/2017	345,542	GLTRX00044870							\$13,416.20
10/17/2017	346,161	CMTRX00008188	Bank Transaction Entry	DAJ000037769			\$13,416.20		
10/31/2017	346,822	GLTRX00045025							\$3,622.92
11/16/2017	347,577	CMTRX00008211	Bank Transaction Entry	DAJ000037933			\$3,622.92		
11/30/2017	348,317	GLTRX00045185							\$1,210.15
12/18/2017	349,071	CMTRX00008238	Bank Transaction Entry	DAJ000038136			\$1,210.15		
12/29/2017	349,731	GLTRX00045388							\$12,329.11

Account: 241-0003-000			Totals:	Account: 241-0002-000	Net Change	Ending Balance			
Trx Date	Jrnl No.	Orig. Audit Trail	Description:	School Taxes - Beechwood	(\$467.74)	(\$12,329.11)	\$35,024.78	\$35,492.52	
7/18/2017	341,828	CMTRX00008100	Distribution Reference	Beginning Balance:	(\$8,132.21)		Debit	Credit	
7/31/2017	342,660	GLTRX00044465	Bank Transaction Entry	DAJ000037095	Orig. Master Number		\$8,132.21		
8/16/2017	343,231	CMTRX00008131	Bank Transaction Entry	DAJ000037329	Orig. Master Name		\$207.90		\$207.90
8/31/2017	344,111	GLTRX00044640							\$226.56
9/19/2017	344,838	CMTRX00008161	Bank Transaction Entry	DAJ000037557			\$226.56		
9/29/2017	345,542	GLTRX00044870							\$10,786.79
10/17/2017	346,161	CMTRX00008188	Bank Transaction Entry	DAJ000037769			\$10,786.79		
10/31/2017	346,822	GLTRX00045025							\$154.81
11/16/2017	347,577	CMTRX00008211	Bank Transaction Entry	DAJ000037933			\$154.81		
11/30/2017	348,317	GLTRX00045185							\$137.63
12/18/2017	349,071	CMTRX00008238	Bank Transaction Entry	DAJ000038136			\$137.63		
12/29/2017	349,731	GLTRX00045388							\$9,523.83

Account: 241-0004-000			Totals:	Account: 241-0003-000	Net Change	Ending Balance			
Trx Date	Jrnl No.	Orig. Audit Trail	Description:	School Taxes - Campbell County	(\$1,391.62)	(\$9,523.83)	\$19,645.90	\$21,037.52	
7/18/2017	341,828	CMTRX00008100	Distribution Reference	Beginning Balance:	(\$43,311.76)		Debit	Credit	
7/31/2017	342,660	GLTRX00044465	Bank Transaction Entry	DAJ000037095	Orig. Master Number		\$43,311.76		
8/16/2017	343,231	CMTRX00008131	Bank Transaction Entry	DAJ000037329	Orig. Master Name		\$9,680.86		\$9,680.86
8/31/2017	344,111	GLTRX00044640							\$9,036.90
9/19/2017	344,838	CMTRX00008161	Bank Transaction Entry	DAJ000037557			\$9,036.90		
9/28/2017	345,184	GLTRX00044806							\$5.65
9/29/2017	345,542	GLTRX00044870							\$49,560.60
10/17/2017	346,161	CMTRX00008188	Bank Transaction Entry	DAJ000037769			\$49,566.25		
10/31/2017	346,822	GLTRX00045025							\$10,785.28
11/16/2017	347,577	CMTRX00008211	Bank Transaction Entry	DAJ000037933			\$10,785.28		
11/30/2017	348,317	GLTRX00045185							\$9,184.22
12/18/2017	349,071	CMTRX00008238	Bank Transaction Entry	DAJ000038136			\$9,184.22		
12/29/2017	349,576	GLTRX00045360							\$9.79
12/29/2017	349,731	GLTRX00045388							\$42,537.69

System: HISTORICAL DETAILED T 10/5/2018			Totals:	Account: 241-0004-000	Net Change	Ending Balance			
			10:45:50 AM	Page:	\$764.28	(\$42,547.48)	\$131,565.27	\$130,800.99	
					197	User Date:	10/5/2018	User ID:	skampsen

N Ky Water District

Account:	241-0005-000	Description:	School Taxes - Kenton County	Beginning Balance:	(\$68,370.40)			
Trx Date	Jrnl No.	Orig. Audit Trail	Distribution Reference	Orig. Master Number	Orig. Master Name	Debit	Credit	
7/18/2017	341,828	CMTRX00008100	Bank Transaction Entry	DAJ000037095		\$68,370.40		
7/31/2017	342,660	GLTRX00044465					\$42,924.61	
8/16/2017	343,231	CMTRX00008131	Bank Transaction Entry	DAJ000037329		\$42,924.61		
8/31/2017	344,111	GLTRX00044640					\$33,247.15	
9/19/2017	344,838	CMTRX00008161	Bank Transaction Entry	DAJ000037557		\$33,247.15		
9/29/2017	345,542	GLTRX00044870					\$86,612.65	
10/17/2017	346,161	CMTRX00008188	Bank Transaction Entry	DAJ000037769		\$86,612.65		
10/31/2017	346,822	GLTRX00045025					\$44,876.60	
11/16/2017	347,577	CMTRX00008211	Bank Transaction Entry	DAJ000037933		\$44,876.60		
11/30/2017	348,317	GLTRX00045185					\$34,164.45	
12/18/2017	349,071	CMTRX00008238	Bank Transaction Entry	DAJ000038136		\$34,164.45		
12/29/2017	349,731	GLTRX00045388					\$75,295.10	

Account:	241-0007-000	Description:	Sales Taxes - Kentucky	Beginning Balance:	(\$6,924.70)	Ending Balance	(\$75,295.10)	\$310,195.86	\$317,120.56
Trx Date	Jrnl No.	Orig. Audit Trail	Distribution Reference	Orig. Master Number	Orig. Master Name	Debit	Credit		
7/24/2017	342,217	PMTRX00011127	Purchases	FIRE HYDRANT 1817	Arc American		\$4.31		
7/24/2017	342,220	PMTRX00011127	Purchases	FIRE HYDRANT 1824	Bergeson, Cole		\$1.36		
7/24/2017	342,263	PMTRX00011128	Purchases	FIRE HYDRANT 1819	Evans Landscaping		\$14.95		
7/24/2017	342,268	PMTRX00011128	Purchases	FIRE HYDRANT 1832	Geiger, Patrick		\$6.20		
7/24/2017	342,313	PMTRX00011129	Purchases	FIRE HYDRANT 1823	Lang, Tim		\$11.44		
7/24/2017	342,322	PMTRX00011129	Purchases	FIRE HYDRANT 1818	Len Riegler Blacktop, Inc.		\$2.99		
7/24/2017	342,323	PMTRX00011129	Purchases	FIRE HYDRANT 1831	Robinson Pipe Cleaning Co.		\$4.79		
7/24/2017	342,327	PMTRX00011129	Purchases	FIRE HYDRANT 1822	Sizemore, Scott		\$9.75		
7/24/2017	342,329	PMTRX00011129	Purchases	FIRE HYDRANT 1825	Smith Katherine		\$5.73		
7/24/2017	342,330	PMTRX00011129	Purchases	FIRE HYDRANT 1830	Smith Kendra		\$5.02		
7/24/2017	342,331	PMTRX00011129	Purchases	FIRE HYDRANT 1821	SP Construction		\$6.68		
7/24/2017	342,407	PMTRX00011131	Purchases	FIRE HYDRANT 1820	Tele-Vac Environmental		\$3.81		
7/24/2017	342,715	GLTRX00044479					\$101.00		
7/24/2017	342,716	GLTRX00044479					\$115.63		
7/24/2017	342,717	GLTRX00044479					\$26.36		
7/24/2017	342,718	GLTRX00044479					\$4.79		
7/25/2017	342,211	CMTRX00008112	Bank Transaction Entry	DAJ000037167		\$105,751.93			
7/31/2017	342,660	GLTRX00044465					\$67,485.05		
8/25/2017	343,721	CMTRX00008141	Bank Transaction Entry	DAJ000037393		\$67,485.05			
8/25/2017	343,875	GLTRX00044605					\$104.14		
8/25/2017	343,877	GLTRX00044605					\$7.85		
8/25/2017	343,878	GLTRX00044605					\$7.24		
8/25/2017	343,879	GLTRX00044605					\$10.77		
8/25/2017	343,880	GLTRX00044605					\$10.31		
8/25/2017	343,881	GLTRX00044605					\$10.31		
8/25/2017	343,882	GLTRX00044605					\$9.72		
8/25/2017	343,883	GLTRX00044605					\$118.12		
8/25/2017	343,884	GLTRX00044605					\$6.03		
8/31/2017	344,093	GLTRX00044631					\$15.33		
8/31/2017	344,095	GLTRX00044638					\$56.56		
8/31/2017	344,096	GLTRX00044638					\$2.99		
8/31/2017	344,097	GLTRX00044638					\$31.50		
8/31/2017	344,098	GLTRX00044638					\$17.55		
8/31/2017	344,099	GLTRX00044638					\$0.82		
8/31/2017	344,100	GLTRX00044638					\$212.58		
8/31/2017	344,111	GLTRX00044640					\$56,453.05		
8/31/2017	344,169	PMTRX00011173	Purchases	FIRE HYDRANT 1836	CA Advance		\$3.81		
8/31/2017	344,176	PMTRX00011173	Purchases	FIRE HYDRANT 1841	DRT Construction, Inc		\$0.27		
8/31/2017	344,200	PMTRX00011173	Purchases	FIRE HYDRANT 1843	Konkright, Darlene		\$5.26		
8/31/2017	344,201	PMTRX00011173	Purchases	FIRE HYDRANT 1848	Lang, Tim		\$0.54		
8/31/2017	344,208	PMTRX00011173	Purchases	FIRE HYDRANT 1840	Lucas Pools		\$40.72		
8/31/2017	344,242	PMTRX00011174	Purchases	FIRE HYDRANT 1839	Len Riegler Blacktop, Inc.		\$1.36		
8/31/2017	344,243	PMTRX00011174	Purchases	FIRE HYDRANT 1837	Miller Pipeline		\$84.46		
8/31/2017	344,253	PMTRX00011174	Purchases	FIRE HYDRANT 1844	Table Rock Construction		\$0.54		
8/31/2017	344,254	PMTRX00011174	Purchases	FIRE HYDRANT 1842	Tele-Vac Environmental		\$1.90		

9/21/2017	345,029	CMTRX00008162	Bank Transaction Entry	DAJ000037558		\$57,213.73			
9/21/2017	345,133	PMTRX00011199	Purchases	FIRE HYDRANT 1860	Lucas Pools		\$24.70		
9/21/2017	345,198	PMTRX00011202	Purchases	FIRE HYDRANT 1862	CA Advance		\$2.17		
9/21/2017	345,234	PMTRX00011204	Purchases	FIRE HYDRANT 1861	Mainstrasse Village Assoc.		\$1.09		
9/21/2017	345,235	PMTRX00011204	Purchases	FIRE HYDRANT 1852	Miller Pipeline		\$4.79		
9/21/2017	345,246	PMTRX00011205	Purchases	FIRE HYDRANT 1854	North Star Painting Co Inc		\$0.27		
9/21/2017	345,261	PMTRX00011205	Purchases	FIRE HYDRANT 1851	SWS Environmental		\$0.54		
System:	HISTORICAL DETAILED T 10/5/2018		10:45:50 AM	Page:	198	User Date:	10/5/2018	User ID:	skampsen
N Ky Water District									
9/21/2017	345,263	PMTRX00011205	Purchases	FIRE HYDRANT 1858	Tele-Vac Environmental		\$1.90		
9/21/2017	346,160	GLTRX00044938					\$6.68		
9/28/2017	345,178	GLTRX00044805					\$14.72		
9/28/2017	345,180	GLTRX00044805					\$28.66		
9/28/2017	345,182	GLTRX00044805					\$3.81		
9/28/2017	345,183	GLTRX00044805					\$40.78		
9/28/2017	345,184	GLTRX00044806					\$11.31		
9/28/2017	345,193	PMTRX00011202	Purchases	FIRE HYDRANT 1866	AFM Demolition		\$3.81		
9/28/2017	345,262	PMTRX00011205	Purchases	FIRE HYDRANT 1865	SWS Environmental		\$4.08		
9/29/2017	345,542	GLTRX00044870					\$133,868.34		
10/6/2017	345,756	GLTRX00044877					\$7.85		
10/6/2017	345,951	CMTRX00008185	Bank Transaction Entry	RCT000037754			\$2.10		
10/25/2017	346,557	CMTRX00008199	Bank Transaction Entry	DAJ000037834		\$134,017.65			
10/25/2017	346,593	GLTRX00044981					\$24.41		
10/25/2017	346,595	GLTRX00044981					\$0.82		
10/25/2017	346,596	GLTRX00044981					\$35.28		
10/25/2017	346,597	GLTRX00044981					\$79.54		
10/27/2017	346,627	PMTRX00011241	Purchases	FIRE HYDRANT 1878	4 Seasons Grounds Management		\$1.36		
10/27/2017	346,631	PMTRX00011241	Purchases	FIRE HYDRANT 1874	CA Advance		\$0.82		
10/27/2017	346,658	PMTRX00011241	Purchases	FIRE HYDRANT 1876	Michels and Sons Inc., Paul		\$1.36		
10/27/2017	346,660	PMTRX00011241	Purchases	FIRE HYDRANT 1873	North Star Painting Co Inc		\$2.99		
10/27/2017	346,668	PMTRX00011241	Purchases	FIRE HYDRANT 1872	Len Riegler Blacktop, Inc.		\$0.27		
10/31/2017	346,822	GLTRX00045025					\$73,804.43		
11/1/2017	348,104	GLTRX00045166					\$15.33		
11/16/2017	348,050	CMTRX00008226	Bank Transaction Entry	RCT000038028			\$158.37		
11/21/2017	347,814	CMTRX00008213	Bank Transaction Entry	DAJ000037935		\$73,961.23			
11/22/2017	347,815	GLTRX00045136					\$22.04		
11/22/2017	347,816	GLTRX00045136					\$25.83		
11/22/2017	347,817	GLTRX00045136					\$13.53		
11/22/2017	347,818	GLTRX00045136					\$4.79		
11/22/2017	347,819	GLTRX00045136					\$4.79		
11/22/2017	347,823	GLTRX00045137					\$1.90		
11/27/2017	348,056	PMTRX00011276	Purchases	FIRE HYDRANT 1887	Brett Constuction		\$4.08		
11/27/2017	348,057	PMTRX00011276	Purchases	FIRE HYDRANT 1895	CA Advance		\$2.72		
11/27/2017	348,072	PMTRX00011276	Purchases	1894	Eaton Asphalt Paving Co. Inc.		\$1.09		
11/27/2017	348,073	PMTRX00011276	Purchases	FIRE HYDRANT 1893	Enviro Core Inc.		\$0.27		
11/27/2017	348,076	PMTRX00011276	Purchases	1890	Len Riegler Blacktop, Inc.		\$3.53		
11/27/2017	348,079	PMTRX00011276	Purchases	FIRE HYDRANT 1891	Lucas Pools		\$8.57		
11/27/2017	348,081	PMTRX00011276	Purchases	FIRE HYDRANT 1889	Prus Construction		\$7.62		
11/27/2017	348,082	PMTRX00011276	Purchases	FIRE HYDRANT 1888	Miller Pipeline		\$8.39		
11/30/2017	348,317	GLTRX00045185					\$59,540.99		
12/15/2017	348,920	GLTRX00045270					\$7.85		
12/15/2017	348,923	GLTRX00045270					\$7.85		
12/15/2017	348,924	GLTRX00045270					\$7.85		
12/15/2017	348,925	GLTRX00045270					\$10.77		
12/15/2017	348,927	GLTRX00045270					\$95.57		
12/15/2017	348,928	GLTRX00045270					\$96.39		
12/15/2017	348,930	GLTRX00045270					\$125.82		
12/21/2017	349,406	CMTRX00008249	Bank Transaction Entry	DAJ000038208		\$59,823.84			
12/28/2017	349,545	GLTRX00045353					\$7.86		
12/28/2017	349,546	GLTRX00045353					\$0.27		
12/28/2017	349,548	GLTRX00045353					\$26.71		
12/28/2017	349,599	PMTRX00011317	Purchases	FIRE HYDRANT 1900	Derek Inc.		\$0.54		
12/28/2017	349,607	PMTRX00011317	Purchases	FIRE HYDRANT 1901	Hall Contracting of Ky Inc.		\$1.09		
12/28/2017	349,611	PMTRX00011317	Purchases	FIRE HYDRANT 1905	Joshua One LLC		\$1.09		

12/28/2017	349,615	PMTRX00011317	Purchases	FIRE HYDRANT 1903	Leak Eliminators	\$2.72	
12/28/2017	349,616	PMTRX00011317	Purchases	FIRE HYDRANT 1907	Len Riegler Blacktop, Inc.	\$5.26	
12/28/2017	349,618	PMTRX00011317	Purchases	FIRE HYDRANT 1899	Miller Pipeline	\$46.54	
12/28/2017	349,628	PMTRX00011317	Purchases	FIRE HYDRANT 1902	TWC Concrete	\$4.08	
12/29/2017	349,576	GLTRX00045360				\$19.59	
12/29/2017	349,731	GLTRX00045388				\$114,979.46	

Account: 241-0007-001			Totals:	Account: 241-0007-000	Net Change	Ending Balance		
Trx Date			Description:	Sales Tax - KY Sales Tx Prepay Less	(\$9,695.38)	(\$115,447.31)	\$498,578.24	\$508,273.62
Jrnl No.			Distribution Reference	Beginning Balance:	\$12,303.11			
Orig. Audit Trail			Bank Transaction Entry	Orig. Master Number	Orig. Master Name	Debit	Credit	
7/25/2017	342,211	CMTRX00008112	Bank Transaction Entry	DAJ000037167		\$21,140.00		
7/25/2017	342,211	CMTRX00008112	Bank Transaction Entry	DAJ000037167			\$12,303.01	
8/25/2017	343,721	CMTRX00008141	Bank Transaction Entry	DAJ000037393		\$13,551.97		
8/25/2017	343,721	CMTRX00008141	Bank Transaction Entry	DAJ000037393			\$21,140.39	
9/21/2017	345,029	CMTRX00008162	Bank Transaction Entry	DAJ000037558		\$11,433.00		
9/21/2017	345,029	CMTRX00008162	Bank Transaction Entry	DAJ000037558			\$13,552.00	
10/25/2017	346,557	CMTRX00008199	Bank Transaction Entry	DAJ000037834		\$26,794.00		
System:	HISTORICAL DETAILED T 10/5/2018		10:45:50 AM	Page:	199	User Date:	10/5/2018	User ID: skampsen
10/25/2017	346,557	CMTRX00008199	Bank Transaction Entry	DAJ000037834			\$11,433.00	
11/21/2017	347,814	CMTRX00008213	Bank Transaction Entry	DAJ000037935		\$14,782.00		
11/21/2017	347,814	CMTRX00008213	Bank Transaction Entry	DAJ000037935			\$26,794.00	
12/21/2017	349,406	CMTRX00008249	Bank Transaction Entry	DAJ000038208		\$11,955.00		
12/21/2017	349,406	CMTRX00008249	Bank Transaction Entry	DAJ000038208			\$14,782.00	

Account: 241-0010-000			Totals:	Account: 241-0007-001	Net Change	Ending Balance		
Trx Date			Description:	School Taxes - Ludlow	(\$348.43)	\$11,954.68	\$99,655.97	\$100,004.40
Jrnl No.			Distribution Reference	Beginning Balance:	(\$5,875.21)			
Orig. Audit Trail			Bank Transaction Entry	Orig. Master Number	Orig. Master Name	Debit	Credit	
7/18/2017	341,828	CMTRX00008100	Bank Transaction Entry	DAJ000037095		\$5,875.21		
7/31/2017	342,660	GLTRX00044465					\$15.10	
8/16/2017	343,231	CMTRX00008131	Bank Transaction Entry	DAJ000037329		\$15.10		
8/31/2017	344,111	GLTRX00044640					\$34.22	
9/19/2017	344,838	CMTRX00008161	Bank Transaction Entry	DAJ000037557		\$34.22		
9/29/2017	345,542	GLTRX00044870					\$6,295.17	
10/17/2017	346,161	CMTRX00008188	Bank Transaction Entry	DAJ000037769		\$6,295.17		
10/31/2017	346,822	GLTRX00045025					\$24.07	
11/16/2017	347,577	CMTRX00008211	Bank Transaction Entry	DAJ000037933		\$24.07		
11/30/2017	348,317	GLTRX00045185					\$36.94	
12/18/2017	349,071	CMTRX00008238	Bank Transaction Entry	DAJ000038136		\$36.94		
12/29/2017	349,731	GLTRX00045388					\$6,109.04	

Account: 241-0011-000			Totals:	Account: 241-0010-000	Net Change	Ending Balance		
Trx Date			Description:	School Taxes- Erlanger / Elsmere	(\$233.83)	(\$6,109.04)	\$12,280.71	\$12,514.54
Jrnl No.			Distribution Reference	Beginning Balance:	(\$1,290.43)			
Orig. Audit Trail			Bank Transaction Entry	Orig. Master Number	Orig. Master Name	Debit	Credit	
7/18/2017	341,828	CMTRX00008100	Bank Transaction Entry	DAJ000037095		\$1,290.43		
7/31/2017	342,660	GLTRX00044465					\$11,403.18	
8/16/2017	343,231	CMTRX00008131	Bank Transaction Entry	DAJ000037329		\$11,403.18		
8/31/2017	344,111	GLTRX00044640					\$9,558.07	
9/19/2017	344,838	CMTRX00008161	Bank Transaction Entry	DAJ000037557		\$9,558.07		
9/29/2017	345,542	GLTRX00044870					\$1,334.43	
10/17/2017	346,161	CMTRX00008188	Bank Transaction Entry	DAJ000037769		\$1,334.43		
10/31/2017	346,822	GLTRX00045025					\$12,004.07	
11/16/2017	347,577	CMTRX00008211	Bank Transaction Entry	DAJ000037933		\$12,004.07		
11/30/2017	348,317	GLTRX00045185					\$9,329.24	
12/18/2017	349,071	CMTRX00008238	Bank Transaction Entry	DAJ000038136		\$9,329.24		
12/29/2017	349,731	GLTRX00045388					\$1,233.13	

Account: 241-0012-000			Totals:	Account: 241-0011-000	Net Change	Ending Balance		
Trx Date			Description:	School Taxes-Southgate	\$57.30	(\$1,233.13)	\$44,919.42	\$44,862.12
Jrnl No.			Distribution Reference	Beginning Balance:	(\$415.62)			
Orig. Audit Trail			Bank Transaction Entry	Orig. Master Number	Orig. Master Name	Debit	Credit	
7/18/2017	341,828	CMTRX00008100	Bank Transaction Entry	DAJ000037095		\$415.62		
7/31/2017	342,660	GLTRX00044465					\$2,284.94	
8/16/2017	343,231	CMTRX00008131	Bank Transaction Entry	DAJ000037329		\$2,284.94		
8/31/2017	344,111	GLTRX00044640					\$4.24	

9/19/2017	344,838	CMTRX00008161	Bank Transaction Entry	DAJ000037557		\$4.24			
9/29/2017	345,542	GLTRX00044870					\$452.02		
10/17/2017	346,161	CMTRX00008188	Bank Transaction Entry	DAJ000037769		\$452.02			
10/31/2017	346,822	GLTRX00045025					\$2,415.09		
11/16/2017	347,577	CMTRX00008211	Bank Transaction Entry	DAJ000037933		\$2,415.09			
11/30/2017	348,317	GLTRX00045185					\$10.75		
12/18/2017	349,071	CMTRX00008238	Bank Transaction Entry	DAJ000038136		\$10.75			
12/29/2017	349,731	GLTRX00045388					\$455.94		
Account: 241-0013-000			Totals:	Account: 241-0012-000	Net Change	Ending Balance			
Trx Date	Jrnl No.	Orig. Audit Trail	Description:	School Taxes - Silver Grove	(\$40.32)	(\$455.94)	\$5,582.66	\$5,622.98	
7/18/2017	341,828	CMTRX00008100	Distribution Reference	Beginning Balance:	(\$167.27)				
7/31/2017	342,660	GLTRX00044465	Bank Transaction Entry	Orig. Master Number	Orig. Master Name	Debit	Credit		
8/16/2017	343,231	CMTRX00008131	Bank Transaction Entry	DAJ000037095		\$167.27			
8/31/2017	344,093	GLTRX00044631					\$101.61		
8/31/2017	344,111	GLTRX00044640					\$7.66		
9/19/2017	344,838	CMTRX00008161	Bank Transaction Entry	DAJ000037557		\$6,756.44		\$6,748.78	
9/29/2017	345,542	GLTRX00044870						\$174.53	
10/17/2017	346,161	CMTRX00008188	Bank Transaction Entry	DAJ000037769		\$174.53			
System:	HISTORICAL DETAILED T 10/5/2018		10:45:50 AM	Page:	200	User Date:	10/5/2018	User ID:	skampsen
N Ky Water District									
10/31/2017	346,822	GLTRX00045025						\$110.64	
11/1/2017	348,104	GLTRX00045166						\$7.66	
11/16/2017	347,577	CMTRX00008211	Bank Transaction Entry	DAJ000037933		\$110.64			
11/30/2017	348,317	GLTRX00045185						\$6,647.25	
12/18/2017	349,071	CMTRX00008238	Bank Transaction Entry	DAJ000038136		\$6,654.91			
12/29/2017	349,731	GLTRX00045388						\$169.00	
Account: 242-0003-000			Totals:	Account: 241-0013-000	Net Change	Ending Balance			
Trx Date	Jrnl No.	Orig. Audit Trail	Description:	Sur Charges Collected- Sub District A	(\$1.73)	(\$169.00)	\$13,965.40	\$13,967.13	
12/31/2017	350,200	GLTRX00045446	Distribution Reference	Beginning Balance:	\$0.97				
				Orig. Master Number	Orig. Master Name	Debit	Credit		
								\$0.97	
Account: 242-0004-000			Totals:	Account: 242-0003-000	Net Change	Ending Balance			
Trx Date	Jrnl No.	Orig. Audit Trail	Description:	Sur Charges Collected - Sub District I	(\$0.97)	\$0.00	\$0.00	\$0.97	
7/31/2017	342,660	GLTRX00044465	Distribution Reference	Beginning Balance:	(\$34,684.92)				
8/1/2017	344,152	GLTRX00044655		Orig. Master Number	Orig. Master Name	Debit	Credit		
8/31/2017	344,111	GLTRX00044640				\$14,257.00			
9/29/2017	345,542	GLTRX00044870						\$4,023.90	
10/31/2017	346,822	GLTRX00045025						\$3,972.74	
11/30/2017	348,317	GLTRX00045185						\$4,014.74	
12/29/2017	349,731	GLTRX00045388						\$3,984.10	
								\$4,025.22	
Account: 242-0005-000			Totals:	Account: 242-0004-000	Net Change	Ending Balance			
Trx Date	Jrnl No.	Orig. Audit Trail	Description:	Sur Charges Collected - Sub District I	(\$9,741.25)	(\$44,426.17)	\$14,257.00	\$23,998.25	
7/31/2017	342,660	GLTRX00044465	Distribution Reference	Beginning Balance:	(\$26,191.91)				
8/1/2017	344,152	GLTRX00044655		Orig. Master Number	Orig. Master Name	Debit	Credit		
8/31/2017	344,111	GLTRX00044640				\$5,193.00		\$4,297.44	
9/29/2017	345,542	GLTRX00044870						\$4,281.08	
10/31/2017	346,822	GLTRX00045025						\$4,315.74	
11/30/2017	348,317	GLTRX00045185						\$4,312.48	
12/29/2017	349,731	GLTRX00045388						\$4,330.79	
								\$4,302.00	
Account: 242-0006-000			Totals:	Account: 242-0005-000	Net Change	Ending Balance			
Trx Date	Jrnl No.	Orig. Audit Trail	Description:	Sur Charges Collected - Sub District I	(\$20,646.53)	(\$46,838.44)	\$5,193.00	\$25,839.53	
7/31/2017	342,660	GLTRX00044465	Distribution Reference	Beginning Balance:	(\$68,907.41)				
8/1/2017	344,152	GLTRX00044655		Orig. Master Number	Orig. Master Name	Debit	Credit		
8/31/2017	344,111	GLTRX00044640				\$3,609.00		\$2,201.65	
9/29/2017	345,542	GLTRX00044870						\$2,212.42	
10/31/2017	346,822	GLTRX00045025						\$2,211.59	
								\$2,206.62	

11/30/2017	348,317	GLTRX00045185							\$2,192.54
12/29/2017	349,731	GLTRX00045388							\$2,233.12
Account: 242-0009-000			Totals:	Account: 242-0006-000	Net Change	Ending Balance			
Trx Date	Jrnl No.	Orig. Audit Trail	Description:	Bethel LSD 5501	(\$9,648.94)	(\$78,556.35)	\$3,609.00		\$13,257.94
10/26/2017	346,614	GLTRX00044984	Distribution Reference	Beginning Balance:	\$0.00			Debit	Credit
10/26/2017	346,615	GLTRX00044984		Orig. Master Number				\$10.76	
11/30/2017	348,105	GLTRX00045167							\$22.89
11/30/2017	348,106	GLTRX00045167						\$22.89	
12/29/2017	349,550	GLTRX00045354							\$27.57
12/29/2017	349,551	GLTRX00045355						\$27.57	
Account: 242-0012-000			Totals:	Account: 242-0009-000	Net Change	Ending Balance			
Trx Date	Jrnl No.	Orig. Audit Trail	Description:	Flex-Spend Payable	\$0.00	\$0.00	\$61.22		\$61.22
7/1/2017	341,509	PMTRX00011109	Distribution Reference	Beginning Balance:	(\$134.30)			Debit	Credit
7/7/2017	342,136	GLTRX00044385	Purchases	Orig. Master Number				\$4,501.32	
System:	HISTORICAL DETAILED T 10/5/2018		10:45:50 AM	Page:	201	User Date:	10/5/2018	User ID:	skampsen
N Ky Water District									
7/14/2017	342,137	GLTRX00044386							\$1,110.91
7/21/2017	342,138	GLTRX00044387							\$1,133.99
7/28/2017	342,964	GLTRX00044496							\$977.25
8/1/2017	342,599	PMTRX00011136	Purchases	10654		Pension Corporation of America		\$4,499.32	
8/4/2017	342,991	GLTRX00044511							\$950.33
8/11/2017	342,992	GLTRX00044512							\$950.33
8/18/2017	343,888	GLTRX00044608							\$950.33
8/25/2017	343,889	GLTRX00044609							\$1,075.33
9/1/2017	344,246	PMTRX00011174	Purchases	10696		Pension Corporation of America		\$5,372.81	
9/1/2017	344,972	GLTRX00044780							\$1,125.33
9/8/2017	344,973	GLTRX00044781							\$1,125.33
9/15/2017	344,974	GLTRX00044782							\$1,061.87
9/22/2017	344,975	GLTRX00044783							\$1,061.87
9/22/2017	345,592	PMTRX00011209	Purchases	10738		Pension Corporation of America		\$4,247.48	
9/29/2017	345,669	GLTRX00044874							\$1,061.87
10/6/2017	345,919	GLTRX00044917							\$1,061.87
10/13/2017	345,920	GLTRX00044918							\$1,061.87
10/20/2017	346,754	GLTRX00045002							\$1,061.87
10/27/2017	346,755	GLTRX00045003							\$1,061.87
11/1/2017	346,942	PMTRX00011248	Purchases	10776		Pension Corporation of America		\$4,247.48	
11/3/2017	347,810	GLTRX00045125							\$1,061.87
11/10/2017	347,811	GLTRX00045126							\$1,061.87
11/17/2017	347,812	GLTRX00045127							\$1,046.87
11/24/2017	347,813	GLTRX00045128							\$1,046.87
12/1/2017	348,185	PMTRX00011279	Purchases	10815		Pension Corporation of America		\$5,234.35	
12/1/2017	348,931	GLTRX00045271							\$1,046.87
12/8/2017	348,956	GLTRX00045272							\$1,046.87
12/15/2017	348,957	GLTRX00045273							\$1,026.87
12/22/2017	349,706	GLTRX00045372							\$1,026.87
12/29/2017	349,707	GLTRX00045373							\$1,026.87
12/31/2017	351,810	GLTRX00045678							\$633.50
Account: 242-0013-000			Totals:	Account: 242-0012-000	Net Change	Ending Balance			
Trx Date	Jrnl No.	Orig. Audit Trail	Description:	Accrued Vacation/Sick	\$134.30	\$0.00	\$28,102.76		\$27,968.46
12/31/2017	333,211	GLREV00043255	Distribution Reference	Beginning Balance:	(\$642,881.69)			Debit	Credit
12/31/2017	350,335	GLTRX00045469		Orig. Master Number				\$642,881.69	
12/31/2017	353,296	GLTRX00045898						\$156,527.00	\$604,436.65
Account: 242-0014-000			Totals:	Account: 242-0013-000	Net Change	Ending Balance			
Trx Date	Jrnl No.	Orig. Audit Trail	Description:	Accrued Payroll	\$194,972.04	(\$447,909.65)	\$799,408.69		\$604,436.65
7/1/2017	341,374	GLREV00044313	Distribution Reference	Beginning Balance:	(\$140,616.50)			Debit	Credit
7/31/2017	342,981	GLTRX00044506		Orig. Master Number				\$140,616.49	\$217,983.44

8/1/2017	342,981	GLREV00044506					\$217,983.44	
8/31/2017	344,209	GLTRX00044666						\$275,316.65
8/31/2017	344,532	GLTRX00044736					\$140,477.52	
9/1/2017	344,209	GLREV00044666					\$275,316.65	
9/1/2017	344,532	GLREV00044736						\$140,477.52
9/30/2017	345,483	GLTRX00044863						\$167,629.02
10/1/2017	345,483	GLREV00044863					\$167,629.02	
10/31/2017	347,172	GLTRX00045067						\$229,752.65
11/1/2017	347,172	GLREV00045067					\$229,752.65	
11/30/2017	348,417	GLTRX00045233						\$346,286.76
11/30/2017	348,434	CMTRX00008237	Bank Transaction Entry		DAJ000038122		\$138,059.03	
12/1/2017	348,417	GLREV00045233					\$346,286.76	
12/1/2017	350,191	GLTRX00045445						\$138,059.03
12/29/2017	350,098	GLTRX00045444						\$212,118.54
12/31/2017	350,715	GLTRX00045516						\$2,859.01
12/31/2017	350,715	GLTRX00045516						\$668.64
Totals:			Account:	242-0014-000	Net Change	Ending Balance		
Description:			Deferred Compensation	242-0014-000	(\$75,029.70)	(\$215,646.20)	\$1,656,121.56	\$1,731,151.26
Trx Date			Jrnl No.	Orig. Audit Trail	Beginning Balance:			
7/5/2017			341,343	PMTRX00011106	070717DEFCOMP	Orig. Master Name	Debit	Credit
7/11/2017			341,631	PMTRX00011111	071417DEFCOMP	Kentucky State Treasurer	\$3,735.26	
7/18/2017			341,863	PMTRX00011116	072117DEFCOMP	Kentucky State Treasurer	\$3,685.26	
System:			HISTORICAL DETAILED T 10/5/2018	10:45:50 AM	Page:	User Date:	10/5/2018	User ID:
N Ky Water District								skampsen
7/24/2017			342,140	PMTRX00011126	072817DEFCOMP	Kentucky State Treasurer	\$3,670.26	
7/31/2017			342,214	GLTRX00044407				\$14,776.04
8/4/2017			342,554	PMTRX00011134	080417DEFCOMP	Kentucky State Treasurer	\$3,670.26	
8/7/2017			342,972	PMTRX00011142	081117DEFCOMP	Kentucky State Treasurer	\$3,670.26	
8/15/2017			343,155	PMTRX00011149	081817DEFCOMP	Kentucky State Treasurer	\$3,620.26	
8/22/2017			343,521	PMTRX00011157	082517DEFCOMP	Kentucky State Treasurer	\$3,605.26	
8/31/2017			343,722	GLTRX00044594				\$14,566.04
9/1/2017			343,871	PMTRX00011164	090117DEFCOMP	Kentucky State Treasurer	\$3,605.26	
9/5/2017			344,161	PMTRX00011172	090817DEFCOMP	Kentucky State Treasurer	\$3,605.26	
9/12/2017			344,590	PMTRX00011185	091517DEFCOMP	Kentucky State Treasurer	\$3,568.44	
9/18/2017			344,833	PMTRX00011192	092217DEFCOMP	Kentucky State Treasurer	\$3,568.44	
9/26/2017			345,036	PMTRX00011197	092917DEFCOMP	Kentucky State Treasurer	\$3,568.44	
9/28/2017			345,171	GLTRX00044803				\$17,915.84
10/3/2017			345,480	PMTRX00011206	100617DEFCOMP	Kentucky State Treasurer	\$3,568.44	
10/6/2017			345,760	PMVVR00001346	020615DEFCOMP	Kentucky State Treasurer		\$4,086.12
10/6/2017			345,762	PMTRX00011212	020615DEFCOMP	Kentucky State Treasurer	\$4,086.12	
10/11/2017			345,811	PMTRX00011213	101317DEFCOMP	Kentucky State Treasurer	\$3,443.44	
10/16/2017			346,155	PMTRX00011225	102017DEFCOMP	Kentucky State Treasurer	\$3,458.44	
10/24/2017			346,493	PMTRX00011235	102717DEFCOMP	Kentucky State Treasurer	\$3,458.44	
10/26/2017			346,614	GLTRX00044984				\$13,928.76
11/1/2017			346,889	PMTRX00011246	020615DEFCOMP INTERE	Kentucky State Treasurer	\$411.35	
11/3/2017			346,756	PMTRX00011242	110317DEFCOMP	Kentucky State Treasurer	\$3,478.44	
11/7/2017			347,128	PMTRX00011252	111017DEFCOMP	Kentucky State Treasurer	\$3,478.44	
11/15/2017			347,477	PMTRX00011262	111717DEFCOMP	Kentucky State Treasurer	\$3,488.44	
11/15/2017			347,482	PMVVR00001348	111717DEFCOMP	Kentucky State Treasurer		\$3,488.44
11/15/2017			347,518	PMTRX00011264	111717DEFCOMP	Kentucky State Treasurer	\$3,488.44	
11/21/2017			347,805	PMTRX00011270	112417DEFCOMP	Kentucky State Treasurer	\$3,488.44	
11/30/2017			348,105	GLTRX00045167				\$13,733.76
12/1/2017			348,051	PMTRX00011275	120117DEFCOMP	Kentucky State Treasurer	\$3,488.44	
12/5/2017			348,336	PMTRX00011282	120817DEFCOMP	Kentucky State Treasurer	\$3,488.44	
12/12/2017			348,700	PMTRX00011291	121517DEFCOMP	Kentucky State Treasurer	\$3,488.44	
12/19/2017			349,086	PMTRX00011304	122217DEFCOMP	Kentucky State Treasurer	\$3,118.44	
12/27/2017			349,453	PMTRX00011314	122917DEFCOMP	Kentucky State Treasurer	\$3,227.93	
12/29/2017			349,550	GLTRX00045354				\$17,011.69
12/31/2017			351,540	GLTRX00045639				\$411.35
Totals:			Account:	242-0017-000	Net Change	Ending Balance		
Description:			Special Withholding-Loans DefCom	242-0017-000	\$0.00	\$0.00	\$99,918.04	\$99,918.04
Trx Date			Jrnl No.	Orig. Audit Trail	Beginning Balance:			
					Orig. Master Number	Orig. Master Name	Debit	Credit







10/27/2017	346,755	GLTRX00045003					\$802.57	
11/3/2017	347,810	GLTRX00045125					\$802.57	
11/10/2017	347,811	GLTRX00045126					\$802.57	
11/17/2017	347,812	GLTRX00045127					\$787.57	
11/24/2017	347,813	GLTRX00045128					\$787.57	
11/30/2017	348,105	GLTRX00045167						\$3,180.28
12/1/2017	348,931	GLTRX00045271					\$787.57	
12/8/2017	348,956	GLTRX00045272					\$787.57	
12/15/2017	348,957	GLTRX00045273					\$767.57	
12/22/2017	349,706	GLTRX00045372					\$767.57	
12/29/2017	349,550	GLTRX00045354						\$3,877.85
12/29/2017	349,707	GLTRX00045373					\$767.57	

Account:	242-0024-000		Totals:	Account:	242-0023-000	Net Change	Ending Balance		
Trx Date	Jrnl No.	Orig. Audit Trail	Description:	Flex-Spend CHILD CARE	Beginning Balance:	\$0.00	\$49.03	\$20,977.76	
			Distribution Reference		Orig. Master Number	Orig. Master Name		\$20,977.76	
7/7/2017	342,136	GLTRX00044385						\$259.30	
7/14/2017	342,137	GLTRX00044386						\$259.30	
7/21/2017	342,138	GLTRX00044387						\$259.30	
7/28/2017	342,964	GLTRX00044496						\$163.15	
7/31/2017	342,214	GLTRX00044407						\$941.05	
8/4/2017	342,991	GLTRX00044511						\$163.15	
8/11/2017	342,992	GLTRX00044512						\$163.15	
8/18/2017	343,888	GLTRX00044608						\$163.15	
8/25/2017	343,889	GLTRX00044609						\$259.30	
8/31/2017	343,722	GLTRX00044594						\$748.75	
9/1/2017	344,972	GLTRX00044780						\$259.30	
9/8/2017	344,973	GLTRX00044781						\$259.30	
9/15/2017	344,974	GLTRX00044782						\$259.30	
9/22/2017	344,975	GLTRX00044783						\$259.30	
9/28/2017	345,171	GLTRX00044803						\$1,296.50	
9/29/2017	345,669	GLTRX00044874						\$259.30	
10/6/2017	345,919	GLTRX00044917						\$259.30	
10/13/2017	345,920	GLTRX00044918						\$259.30	
10/20/2017	346,754	GLTRX00045002						\$259.30	
10/26/2017	346,614	GLTRX00044984						\$1,037.20	
10/27/2017	346,755	GLTRX00045003						\$259.30	
11/3/2017	347,810	GLTRX00045125						\$259.30	
11/10/2017	347,811	GLTRX00045126						\$259.30	
11/17/2017	347,812	GLTRX00045127						\$259.30	
11/24/2017	347,813	GLTRX00045128						\$259.30	
11/30/2017	348,105	GLTRX00045167						\$1,037.20	
12/1/2017	348,931	GLTRX00045271						\$259.30	
12/8/2017	348,956	GLTRX00045272						\$259.30	
12/15/2017	348,957	GLTRX00045273						\$259.30	
System:	HISTORICAL DETAILED T 10/5/2018		10:45:50 AM	Page:	205	User Date:	10/5/2018	User ID:	skampsen
N Ky Water District									
12/22/2017	349,706	GLTRX00045372						\$259.30	
12/29/2017	349,550	GLTRX00045354						\$1,296.50	
12/29/2017	349,707	GLTRX00045373						\$259.30	

Account:	242-0027-000		Totals:	Account:	242-0024-000	Net Change	Ending Balance	
Trx Date	Jrnl No.	Orig. Audit Trail	Description:	FICA Tax WITHHELD Employee	Beginning Balance:	\$0.00	\$0.00	\$6,357.20
			Distribution Reference		Orig. Master Number	Orig. Master Name		\$6,357.20
7/31/2017	342,214	GLTRX00044407						\$34,764.73
7/31/2017	342,214	GLTRX00044407						\$8,455.90
7/31/2017	342,249	GLTRX00044407						\$34,764.73
7/31/2017	342,249	GLTRX00044407						\$8,455.90
8/31/2017	343,722	GLTRX00044594						\$35,915.10
8/31/2017	343,722	GLTRX00044594						\$8,724.02
8/31/2017	343,723	GLTRX00044594						\$35,915.10
8/31/2017	343,723	GLTRX00044594						\$8,724.02
9/28/2017	345,171	GLTRX00044803						\$42,435.86
9/28/2017	345,171	GLTRX00044803						\$10,439.13

9/28/2017	345,172	GLTRX00044803					\$42,435.86	
9/28/2017	345,172	GLTRX00044803					\$10,439.13	
10/26/2017	346,614	GLTRX00044984						\$34,464.89
10/26/2017	346,614	GLTRX00044984						\$8,582.33
10/26/2017	346,615	GLTRX00044984					\$34,464.89	
10/26/2017	346,615	GLTRX00044984					\$8,582.33	
11/30/2017	348,105	GLTRX00045167						\$34,113.90
11/30/2017	348,105	GLTRX00045167						\$8,500.26
11/30/2017	348,106	GLTRX00045167					\$34,113.90	
11/30/2017	348,106	GLTRX00045167					\$8,500.26	
12/29/2017	349,550	GLTRX00045354						\$48,004.91
12/29/2017	349,550	GLTRX00045354						\$12,024.72
12/29/2017	349,551	GLTRX00045355					\$48,004.91	
12/29/2017	349,551	GLTRX00045355					\$12,024.72	

Totals:	Account:	242-0027-000	Net Change	Ending Balance		
Description:	Federal Income Tax Withheld	Beginning Balance:	\$0.00	\$80.50	\$286,425.75	\$286,425.75
Distribution Reference		Orig. Master Number	Orig. Master Name		Debit	Credit

Account:	242-0029-000	Orig. Audit Trail						
Trx Date	Jrnl No.	GLTRX00044407						
7/31/2017	342,214	GLTRX00044407						\$66,359.12
7/31/2017	342,249	GLTRX00044407						
8/31/2017	343,722	GLTRX00044594						\$71,067.76
8/31/2017	343,723	GLTRX00044594						\$71,067.76
9/28/2017	345,171	GLTRX00044803						\$80,172.15
9/28/2017	345,172	GLTRX00044803						\$80,172.15
10/26/2017	346,614	GLTRX00044984						\$66,825.75
10/26/2017	346,615	GLTRX00044984						\$66,825.75
11/30/2017	348,105	GLTRX00045167						\$65,874.97
11/30/2017	348,106	GLTRX00045167						\$65,874.97
12/29/2017	349,550	GLTRX00045354						\$99,921.74
12/29/2017	349,551	GLTRX00045355						\$99,921.74

Totals:	Account:	242-0029-000	Net Change	Ending Balance		
Description:	KY State Income Tax Withheld	Beginning Balance:	\$0.00	\$0.00	\$450,221.49	\$450,221.49
Distribution Reference		Orig. Master Number	Orig. Master Name		Debit	Credit

Account:	242-0030-000	Orig. Audit Trail						
Trx Date	Jrnl No.	GLTRX00044407						
7/31/2017	342,214	GLTRX00044407						\$24,277.98
7/31/2017	342,249	GLTRX00044407						\$24,277.98
8/31/2017	343,722	GLTRX00044594						\$25,283.88
8/31/2017	343,723	GLTRX00044594						\$25,283.88
9/28/2017	345,171	GLTRX00044803						\$29,520.05
9/28/2017	345,172	GLTRX00044803						\$29,520.05
10/26/2017	346,614	GLTRX00044984						\$24,164.22
10/26/2017	346,615	GLTRX00044984						\$24,164.22
11/30/2017	348,105	GLTRX00045167						\$23,818.19
11/30/2017	348,106	GLTRX00045167						\$23,818.19
12/29/2017	349,550	GLTRX00045354						\$32,713.78
12/29/2017	349,551	GLTRX00045355						\$32,713.78

Totals:	Account:	242-0030-000	Net Change	Ending Balance		
10:45:50 AM	Page:	206	\$0.00	\$43.52	\$159,778.10	\$159,778.10
			User Date:	10/5/2018	User ID:	skampsen

System:	HISTORICAL DETAILED T 10/5/2018							
N Ky Water District								
Account:	242-0031-000	Orig. Audit Trail						
Trx Date	Jrnl No.	CMTRX00008094						
7/3/2017	341,294	CMTRX00008094	Bank Transaction Entry	DAJ000037021				\$38,184.44
7/3/2017	341,294	CMTRX00008094	Bank Transaction Entry	DAJ000037021				\$13.42
7/31/2017	342,214	GLTRX00044407						\$10,394.72
7/31/2017	342,214	GLTRX00044407						\$21,412.59
8/4/2017	342,963	CMTRX00008125	Bank Transaction Entry	DAJ000037291				\$31,807.31
8/31/2017	343,722	GLTRX00044594						\$10,130.13
8/31/2017	343,722	GLTRX00044594						\$20,879.69
9/7/2017	344,266	CMTRX00008152	Bank Transaction Entry	DAJ000037488				\$31,009.82
9/7/2017	344,266	CMTRX00008152	Bank Transaction Entry	DAJ000037488				\$89.39
9/28/2017	345,171	GLTRX00044803						\$13,316.27
9/28/2017	345,171	GLTRX00044803						\$25,779.96
10/3/2017	345,461	CMTRX00008178	Bank Transaction Entry	DAJ000037693				\$39,096.23

10/3/2017	345,461	CMTRX00008178	Bank Transaction Entry	DAJ000037693			\$89.39	
10/26/2017	346,614	GLTRX00044984					\$10,899.40	
10/26/2017	346,614	GLTRX00044984					\$20,397.07	
11/3/2017	346,971	CMTRX00008207	Bank Transaction Entry	DAJ000037889		\$31,296.47		
11/30/2017	348,105	GLTRX00045167					\$11,023.61	
11/30/2017	348,105	GLTRX00045167					\$19,893.28	
12/5/2017	348,411	CMTRX00008236	Bank Transaction Entry	DAJ000038106		\$30,916.89		
12/29/2017	349,550	GLTRX00045354					\$15,131.35	
12/29/2017	349,550	GLTRX00045354					\$24,685.49	
12/31/2017	352,134	GLTRX00045716				\$46.09		
12/31/2017	352,135	GLTRX00045717					\$46.09	
12/31/2017	352,136	GLTRX00045718					\$46.09	

Account:	242-0032-000		Totals:	Account:	242-0031-000	Net Change	Ending Balance		
Trx Date	Jrnl No.	Orig. Audit Trail	Description:	Accrued Pension EXPENSE	Beginning Balance:	(\$1,691.91)	(\$39,816.84)	\$202,446.64	\$204,138.55
7/3/2017	341,294	CMTRX00008094	Distribution Reference		Orig. Master Number	(\$135,501.66)			
7/31/2017	342,615	GLTRX00044452	Bank Transaction Entry	DAJ000037021	Orig. Master Name			Debit	Credit
8/4/2017	342,963	CMTRX00008125	Bank Transaction Entry	DAJ000037291				\$135,501.36	
8/4/2017	342,963	CMTRX00008125	Bank Transaction Entry	DAJ000037291				\$5.43	\$115,904.79
8/31/2017	344,165	GLTRX00044665						\$115,892.81	
9/7/2017	344,266	CMTRX00008152	Bank Transaction Entry	DAJ000037488					\$113,022.15
9/7/2017	344,266	CMTRX00008152	Bank Transaction Entry	DAJ000037488				\$113,015.78	
9/7/2017	344,266	CMTRX00008152	Bank Transaction Entry	DAJ000037488				\$3.18	
9/7/2017	344,266	CMTRX00008152	Bank Transaction Entry	DAJ000037488				\$3.37	
9/7/2017	344,266	CMTRX00008152	Bank Transaction Entry	DAJ000037488				\$342.90	
9/29/2017	345,442	GLTRX00044844							\$142,127.91
10/3/2017	345,461	CMTRX00008178	Bank Transaction Entry	DAJ000037693				\$142,127.91	
10/3/2017	345,461	CMTRX00008178	Bank Transaction Entry	DAJ000037693					\$342.90
10/31/2017	346,828	GLTRX00045029							\$113,653.68
11/3/2017	346,971	CMTRX00008207	Bank Transaction Entry	DAJ000037889				\$113,653.68	
11/30/2017	348,316	GLTRX00045184							\$112,085.50
12/5/2017	348,411	CMTRX00008236	Bank Transaction Entry	DAJ000038106				\$112,085.50	
12/29/2017	349,700	GLTRX00045366							\$143,730.82
12/31/2017	352,133	GLTRX00045715						\$6.67	

Account:	242-0033-000		Totals:	Account:	242-0032-000	Net Change	Ending Balance		
Trx Date	Jrnl No.	Orig. Audit Trail	Description:	Kenton Co. TAX Withheld	Beginning Balance:	(\$8,229.16)	(\$143,730.82)	\$732,638.59	\$740,867.75
7/31/2017	342,214	GLTRX00044407	Distribution Reference		Orig. Master Number	\$7.10			
7/31/2017	342,249	GLTRX00044407			Orig. Master Name			Debit	Credit
8/31/2017	343,722	GLTRX00044594						\$1,460.81	\$1,271.33
8/31/2017	343,723	GLTRX00044594						\$1,271.33	
9/28/2017	345,171	GLTRX00044803							\$1,329.16
9/28/2017	345,172	GLTRX00044803						\$1,329.16	
10/26/2017	346,614	GLTRX00044984							\$860.14
10/26/2017	346,615	GLTRX00044984						\$860.14	
11/30/2017	348,105	GLTRX00045167							\$704.62
11/30/2017	348,106	GLTRX00045167						\$704.62	
12/29/2017	349,550	GLTRX00045354							\$893.89
12/29/2017	349,551	GLTRX00045355						\$893.89	
12/31/2017	350,715	GLTRX00045516							\$60.84

System:	HISTORICAL DETAILED T 10/5/2018		Totals:	Account:	242-0033-000	Net Change	Ending Balance		
N Ky Water District			10:45:50 AM	Page:	207	(\$60.84)	(\$53.74)	\$6,519.95	\$6,580.79
Account:	242-0036-000					User Date:	10/5/2018	User ID:	skampsen

Trx Date	Jrnl No.	Orig. Audit Trail	Description:	United Appeal Withheld	Beginning Balance:	\$0.00			
7/31/2017	342,214	GLTRX00044407	Distribution Reference		Orig. Master Number	Orig. Master Name	Debit	Credit	
8/31/2017	343,722	GLTRX00044594						\$423.32	\$425.32
9/28/2017	345,171	GLTRX00044803						\$539.15	
10/16/2017	346,154	PMTRX00011225	Purchases	A0005344 3RD QTR 17	United Way of Greater Cinti		\$1,387.79		
10/26/2017	346,614	GLTRX00044984							\$431.32
11/30/2017	348,105	GLTRX00045167							\$427.32
12/29/2017	349,550	GLTRX00045354							\$529.15

12/29/2017	349,755	PMTRX00011320	Purchases		A0005344 4TH QTR 17	United Way of Greater Cinti	\$1,387.79	
Account: 242-0037-000			Totals:	Account:	242-0036-000	Net Change	Ending Balance	
Trx Date	Jrnl No.	Orig. Audit Trail	Description:	Indiana Income Tax Withheld	Beginning Balance:	\$0.00	\$0.00	\$2,775.58
7/31/2017	342,214	GLTRX00044407	Distribution Reference		Orig. Master Number	Orig. Master Name		\$2,775.58
7/31/2017	342,249	GLTRX00044407					\$171.51	\$171.51
8/31/2017	343,722	GLTRX00044594						\$171.52
8/31/2017	343,723	GLTRX00044594					\$171.52	
9/28/2017	345,171	GLTRX00044803					\$214.40	\$214.40
9/28/2017	345,172	GLTRX00044803					\$214.40	
10/26/2017	346,614	GLTRX00044984					\$171.52	\$171.52
10/26/2017	346,615	GLTRX00044984					\$171.52	
11/30/2017	348,105	GLTRX00045167					\$171.52	\$171.52
11/30/2017	348,106	GLTRX00045167					\$171.52	
12/29/2017	349,550	GLTRX00045354						\$937.04
12/29/2017	349,551	GLTRX00045355					\$937.04	
Account: 242-0038-000			Totals:	Account:	242-0037-000	Net Change	Ending Balance	
Trx Date	Jrnl No.	Orig. Audit Trail	Description:	Dearborn Co. Tax Withheld	Beginning Balance:	\$0.00	\$0.00	\$1,837.51
7/31/2017	342,214	GLTRX00044407	Distribution Reference		Orig. Master Number	Orig. Master Name		\$1,837.51
7/31/2017	342,249	GLTRX00044407					\$31.87	\$31.87
8/31/2017	343,722	GLTRX00044594						\$31.88
8/31/2017	343,723	GLTRX00044594					\$31.88	
9/28/2017	345,171	GLTRX00044803					\$39.85	\$39.85
9/28/2017	345,172	GLTRX00044803					\$39.85	
10/26/2017	346,614	GLTRX00044984					\$31.88	\$31.88
10/26/2017	346,615	GLTRX00044984					\$31.88	
11/30/2017	348,105	GLTRX00045167					\$31.88	\$31.88
11/30/2017	348,106	GLTRX00045167					\$31.88	
12/29/2017	349,550	GLTRX00045354						\$174.06
12/29/2017	349,551	GLTRX00045355					\$174.06	
Account: 242-0039-000			Totals:	Account:	242-0038-000	Net Change	Ending Balance	
Trx Date	Jrnl No.	Orig. Audit Trail	Description:	Ohio Income Tax Withheld	Beginning Balance:	\$0.00	\$0.00	\$341.42
7/31/2017	342,214	GLTRX00044407	Distribution Reference		Orig. Master Number	Orig. Master Name		\$341.42
7/31/2017	342,249	GLTRX00044407					\$1,584.35	\$1,584.35
8/31/2017	343,722	GLTRX00044594						\$1,630.64
8/31/2017	343,723	GLTRX00044594					\$1,630.64	
9/28/2017	345,171	GLTRX00044803					\$1,917.60	\$1,917.60
9/28/2017	345,172	GLTRX00044803					\$1,917.60	
10/26/2017	346,614	GLTRX00044984					\$1,530.61	\$1,530.61
10/26/2017	346,615	GLTRX00044984					\$1,530.61	
11/30/2017	348,105	GLTRX00045167					\$1,533.50	\$1,533.50
11/30/2017	348,106	GLTRX00045167					\$1,533.50	
12/29/2017	349,550	GLTRX00045354						\$2,368.93
12/29/2017	349,551	GLTRX00045355					\$2,368.93	
Account: 242-0040-000			Totals:	Account:	242-0039-000	Net Change	Ending Balance	
Trx Date	Jrnl No.	Orig. Audit Trail	Description:	Campbell Co. Tax Withheld	Beginning Balance:	\$0.00	\$0.00	\$10,565.63
7/31/2017	342,214	GLTRX00044407	Distribution Reference		Orig. Master Number	Orig. Master Name		\$10,565.63
System:	HISTORICAL DETAILED T 10/5/2018		10:45:50 AM	Page:	208	User Date:	10/5/2018	User ID:
N Ky Water District								skampsen
7/31/2017	342,249	GLTRX00044407					\$2,073.57	
8/31/2017	343,722	GLTRX00044594						\$1,648.55
8/31/2017	343,723	GLTRX00044594					\$1,648.55	
9/28/2017	345,171	GLTRX00044803					\$1,867.11	\$1,867.11
9/28/2017	345,172	GLTRX00044803					\$1,867.11	
10/26/2017	346,614	GLTRX00044984					\$1,454.68	\$1,454.68
10/26/2017	346,615	GLTRX00044984					\$1,454.68	
11/30/2017	348,105	GLTRX00045167						\$1,152.75

11/30/2017	348,106	GLTRX00045167					\$1,152.75	
12/29/2017	349,550	GLTRX00045354						\$1,253.43
12/29/2017	349,551	GLTRX00045355					\$1,253.43	
12/31/2017	350,715	GLTRX00045516						\$254.52

Account: 242-0041-000			Totals:	Account: 242-0040-000	Net Change (\$254.52)	Ending Balance (\$254.52)	\$9,450.09	\$9,704.61
Trx Date	Jrnl No.	Orig. Audit Trail	Description:	Covington PR Tax Withheld	Beginning Balance: \$0.00			
			Distribution Reference		Orig. Master Number	Orig. Master Name	Debit	Credit
7/31/2017	342,214	GLTRX00044407						\$298.22
7/31/2017	342,249	GLTRX00044407					\$298.22	
8/31/2017	343,722	GLTRX00044594						\$270.82
8/31/2017	343,723	GLTRX00044594					\$270.82	
9/28/2017	345,171	GLTRX00044803						\$417.73
9/28/2017	345,172	GLTRX00044803					\$417.73	
10/26/2017	346,614	GLTRX00044984						\$365.94
10/26/2017	346,615	GLTRX00044984					\$365.94	
11/30/2017	348,105	GLTRX00045167						\$320.78
11/30/2017	348,106	GLTRX00045167					\$320.78	
12/29/2017	349,550	GLTRX00045354						\$561.94
12/29/2017	349,551	GLTRX00045355					\$561.94	

Account: 242-0042-000			Totals:	Account: 242-0041-000	Net Change \$0.00	Ending Balance \$0.00	\$2,235.43	\$2,235.43
Trx Date	Jrnl No.	Orig. Audit Trail	Description:	Crescent Spring PR Tax Withheld	Beginning Balance: \$0.00			
			Distribution Reference		Orig. Master Number	Orig. Master Name	Debit	Credit
7/31/2017	342,214	GLTRX00044407						\$10.62
7/31/2017	342,249	GLTRX00044407					\$10.62	
8/31/2017	343,722	GLTRX00044594						\$1.24
8/31/2017	343,723	GLTRX00044594					\$1.24	
9/28/2017	345,171	GLTRX00044803						\$10.39
9/28/2017	345,172	GLTRX00044803					\$10.39	
10/26/2017	346,614	GLTRX00044984						\$0.39
10/26/2017	346,615	GLTRX00044984					\$0.39	
11/30/2017	348,105	GLTRX00045167						\$0.90
11/30/2017	348,106	GLTRX00045167					\$0.90	
12/29/2017	349,550	GLTRX00045354						\$10.22
12/29/2017	349,551	GLTRX00045355					\$10.22	

Account: 242-0043-000			Totals:	Account: 242-0042-000	Net Change \$0.00	Ending Balance \$0.00	\$33.76	\$33.76
Trx Date	Jrnl No.	Orig. Audit Trail	Description:	Edgewood PR Tax Withheld	Beginning Balance: \$0.00			
			Distribution Reference		Orig. Master Number	Orig. Master Name	Debit	Credit
7/31/2017	342,214	GLTRX00044407						\$75.79
7/31/2017	342,249	GLTRX00044407					\$75.79	
8/31/2017	343,722	GLTRX00044594						\$75.73
8/31/2017	343,723	GLTRX00044594					\$75.73	
9/28/2017	345,171	GLTRX00044803						\$174.29
9/28/2017	345,172	GLTRX00044803					\$174.29	
10/26/2017	346,614	GLTRX00044984						\$84.16
10/26/2017	346,615	GLTRX00044984					\$84.16	
11/30/2017	348,105	GLTRX00045167						\$23.64
11/30/2017	348,106	GLTRX00045167					\$23.64	
12/29/2017	349,550	GLTRX00045354						\$40.35
12/29/2017	349,551	GLTRX00045355					\$40.35	

Account: 242-0044-000			Totals:	Account: 242-0043-000	Net Change \$0.00	Ending Balance \$0.00	\$473.96	\$473.96	
Trx Date	Jrnl No.	Orig. Audit Trail	Description:	Erlanger PR Tax Withheld	Beginning Balance: \$15.00				
			Distribution Reference		Orig. Master Number	Orig. Master Name	Debit	Credit	
7/31/2017	342,214	GLTRX00044407						\$4,719.69	
System:	HISTORICAL DETAILED T 10/5/2018		10:45:50 AM	Page:	209	User Date:	10/5/2018	User ID:	skampsen
7/31/2017	342,249	GLTRX00044407					\$4,719.69		
8/31/2017	343,722	GLTRX00044594						\$4,594.57	
8/31/2017	343,723	GLTRX00044594					\$4,594.57		
9/28/2017	345,171	GLTRX00044803						\$5,595.63	
9/28/2017	345,172	GLTRX00044803					\$5,595.63		

10/26/2017	346,614	GLTRX00044984							
10/26/2017	346,615	GLTRX00044984					\$4,424.57		\$4,424.57
11/30/2017	348,105	GLTRX00045167							\$4,377.43
11/30/2017	348,106	GLTRX00045167					\$4,377.43		
12/29/2017	349,550	GLTRX00045354							\$6,140.53
12/29/2017	349,551	GLTRX00045355							\$6,140.53
12/31/2017	350,715	GLTRX00045516							\$252.10

Account: 242-0045-000			Totals:	Account: 242-0044-000	Net Change (\$252.10)	Ending Balance (\$237.10)	\$29,852.42	\$30,104.52
Trx Date Jrnl No. Orig. Audit Trail			Description:	FT. Mitchell PR Tax Withheld	Beginning Balance: \$0.00			
Distribution Reference				Orig. Master Number	Orig. Master Name		Debit	Credit
7/31/2017	342,214	GLTRX00044407						\$9.41
7/31/2017	342,249	GLTRX00044407					\$9.41	
8/31/2017	343,722	GLTRX00044594						\$4.49
8/31/2017	343,723	GLTRX00044594					\$4.49	
9/28/2017	345,171	GLTRX00044803						\$23.13
9/28/2017	345,172	GLTRX00044803					\$23.13	
10/26/2017	346,614	GLTRX00044984						\$4.42
10/26/2017	346,615	GLTRX00044984					\$4.42	
11/30/2017	348,105	GLTRX00045167						\$5.19
11/30/2017	348,106	GLTRX00045167					\$5.19	
12/29/2017	349,550	GLTRX00045354						\$6.45
12/29/2017	349,551	GLTRX00045355					\$6.45	

Account: 242-0046-000			Totals:	Account: 242-0045-000	Net Change \$0.00	Ending Balance \$0.00	\$53.09	\$53.09
Trx Date Jrnl No. Orig. Audit Trail			Description:	FT. Thomas PR Tax Withheld	Beginning Balance: \$0.00			
Distribution Reference				Orig. Master Number	Orig. Master Name		Debit	Credit
7/31/2017	342,214	GLTRX00044407						\$2,270.85
7/31/2017	342,249	GLTRX00044407					\$2,270.85	
8/31/2017	343,722	GLTRX00044594						\$2,496.57
8/31/2017	343,723	GLTRX00044594					\$2,496.57	
9/28/2017	345,171	GLTRX00044803						\$2,766.42
9/28/2017	345,172	GLTRX00044803					\$2,766.42	
10/26/2017	346,614	GLTRX00044984						\$2,282.51
10/26/2017	346,615	GLTRX00044984					\$2,282.51	
11/30/2017	348,105	GLTRX00045167						\$2,294.73
11/30/2017	348,106	GLTRX00045167					\$2,294.73	
12/29/2017	349,550	GLTRX00045354						\$3,471.35
12/29/2017	349,551	GLTRX00045355					\$3,471.35	
12/31/2017	350,715	GLTRX00045516						\$366.33

Account: 242-0047-000			Totals:	Account: 242-0046-000	Net Change (\$366.33)	Ending Balance (\$366.33)	\$15,582.43	\$15,948.76
Trx Date Jrnl No. Orig. Audit Trail			Description:	FT. Wright PR Tax Withheld	Beginning Balance: \$0.00			
Distribution Reference				Orig. Master Number	Orig. Master Name		Debit	Credit
7/31/2017	342,214	GLTRX00044407						\$51.30
7/31/2017	342,249	GLTRX00044407					\$51.30	
8/31/2017	343,722	GLTRX00044594						\$54.32
8/31/2017	343,723	GLTRX00044594					\$54.32	
9/28/2017	345,171	GLTRX00044803						\$18.41
9/28/2017	345,172	GLTRX00044803					\$18.41	
10/26/2017	346,614	GLTRX00044984						\$13.67
10/26/2017	346,615	GLTRX00044984					\$13.67	
11/30/2017	348,105	GLTRX00045167						\$23.86
11/30/2017	348,106	GLTRX00045167					\$23.86	
12/29/2017	349,550	GLTRX00045354						\$53.93
12/29/2017	349,551	GLTRX00045355					\$53.93	

Account: 242-0048-000			Totals:	Account: 242-0047-000	Net Change \$0.00	Ending Balance \$0.00	\$215.49	\$215.49
Trx Date Jrnl No. Orig. Audit Trail			Description:	Independence PR Tax Withheld	Beginning Balance: \$0.00			
System: HISTORICAL DETAILED T 10/5/2018			Distribution Reference	Page: 10:45:50 AM	Orig. Master Number 210	Orig. Master Name	10/5/2018	User ID: skampsen
7/31/2017	342,214	GLTRX00044407						\$130.92
7/31/2017	342,249	GLTRX00044407					\$130.92	

8/31/2017	343,722	GLTRX00044594							\$161.16	\$161.16
8/31/2017	343,723	GLTRX00044594						\$161.16		
9/28/2017	345,171	GLTRX00044803								\$101.26
9/28/2017	345,172	GLTRX00044803						\$101.26		
10/26/2017	346,614	GLTRX00044984								\$203.32
10/26/2017	346,615	GLTRX00044984						\$203.32		
11/30/2017	348,105	GLTRX00045167								\$246.23
11/30/2017	348,106	GLTRX00045167						\$246.23		
12/29/2017	349,550	GLTRX00045354								\$193.64
12/29/2017	349,551	GLTRX00045355						\$193.64		

Totals:	Account:	242-0048-000	Net Change	Ending Balance					
Description:	Lakeside Park PR Tax Withheld	Beginning Balance:	\$0.00	\$0.00	\$1,036.53	\$1,036.53			
Distribution Reference		Orig. Master Number	Orig. Master Name		Debit	Credit			

Account:	242-0049-000									
Trx Date	Jrnl No.	Orig. Audit Trail								
7/31/2017	342,214	GLTRX00044407								\$5.12
7/31/2017	342,249	GLTRX00044407						\$5.12		
8/31/2017	343,722	GLTRX00044594								\$0.16
8/31/2017	343,723	GLTRX00044594						\$0.16		
9/28/2017	345,171	GLTRX00044803								\$9.50
9/28/2017	345,172	GLTRX00044803						\$9.50		
10/26/2017	346,614	GLTRX00044984								\$4.77
10/26/2017	346,615	GLTRX00044984						\$4.77		
11/30/2017	348,105	GLTRX00045167								\$1.01
11/30/2017	348,106	GLTRX00045167						\$1.01		
12/29/2017	349,550	GLTRX00045354								\$0.89
12/29/2017	349,551	GLTRX00045355						\$0.89		

Totals:	Account:	242-0049-000	Net Change	Ending Balance					
Description:	Park Hills PR Tax Withheld	Beginning Balance:	\$0.00	\$0.00	\$21.45	\$21.45			
Distribution Reference		Orig. Master Number	Orig. Master Name		Debit	Credit			

Account:	242-0050-000									
Trx Date	Jrnl No.	Orig. Audit Trail								
7/31/2017	342,214	GLTRX00044407								\$3.22
7/31/2017	342,249	GLTRX00044407						\$3.22		
8/31/2017	343,722	GLTRX00044594								\$18.21
8/31/2017	343,723	GLTRX00044594						\$18.21		
9/28/2017	345,171	GLTRX00044803								\$37.19
9/28/2017	345,172	GLTRX00044803						\$37.19		
10/26/2017	346,614	GLTRX00044984								\$6.93
10/26/2017	346,615	GLTRX00044984						\$6.93		
11/30/2017	348,105	GLTRX00045167								\$0.98
11/30/2017	348,106	GLTRX00045167						\$0.98		
12/29/2017	349,550	GLTRX00045354								\$3.88
12/29/2017	349,551	GLTRX00045355						\$3.88		

Totals:	Account:	242-0050-000	Net Change	Ending Balance					
Description:	Taylor Mill PR Tax Withheld	Beginning Balance:	\$0.00	\$0.00	\$70.41	\$70.41			
Distribution Reference		Orig. Master Number	Orig. Master Name		Debit	Credit			

Account:	242-0051-000									
Trx Date	Jrnl No.	Orig. Audit Trail								
7/31/2017	342,214	GLTRX00044407								\$305.90
7/31/2017	342,249	GLTRX00044407						\$305.90		
8/31/2017	343,722	GLTRX00044594								\$355.76
8/31/2017	343,723	GLTRX00044594						\$355.76		
9/28/2017	345,171	GLTRX00044803								\$358.95
9/28/2017	345,172	GLTRX00044803						\$358.95		
10/26/2017	346,614	GLTRX00044984								\$279.90
10/26/2017	346,615	GLTRX00044984						\$279.90		
11/30/2017	348,105	GLTRX00045167								\$299.49
11/30/2017	348,106	GLTRX00045167						\$299.49		
12/29/2017	349,550	GLTRX00045354								\$346.52
12/29/2017	349,551	GLTRX00045355						\$346.52		

Totals:	Account:	242-0051-000	Net Change	Ending Balance					
Description:	Villa Hills PR Tax Withheld	Beginning Balance:	\$0.00	\$0.00	\$1,946.52	\$1,946.52			
Distribution Reference		Orig. Master Number	Orig. Master Name		Debit	Credit			

Account:	242-0052-000									
Trx Date	Jrnl No.	Orig. Audit Trail								
7/31/2017	342,214	GLTRX00044407								\$9.22
System:	HISTORICAL DETAILED T 10/5/2018		10:45:50 AM	Page:	211	User Date:	10/5/2018	User ID:	skampsen	



N Ky Water District

Trx Date	Jrnl No.	Orig. Audit Trail	Debit	Credit
7/31/2017	342,249	GLTRX00044407	\$9.22	
8/31/2017	343,722	GLTRX00044594		\$63.77
8/31/2017	343,723	GLTRX00044594	\$63.77	
9/28/2017	345,171	GLTRX00044803		\$33.30
9/28/2017	345,172	GLTRX00044803	\$33.30	
10/26/2017	346,614	GLTRX00044984		\$28.70
10/26/2017	346,615	GLTRX00044984	\$28.70	
11/30/2017	348,105	GLTRX00045167		\$12.18
11/30/2017	348,106	GLTRX00045167	\$12.18	
12/29/2017	349,550	GLTRX00045354		\$64.11
12/29/2017	349,551	GLTRX00045355	\$64.11	

Totals:	Account:	242-0052-000	Net Change	Ending Balance		
Description:	Bellevue PR Tax Withheld	Beginning Balance:	\$0.00	\$0.00	\$211.28	\$211.28
Distribution Reference		Orig. Master Number	Orig. Master Name		Debit	Credit

Trx Date	Jrnl No.	Orig. Audit Trail	Debit	Credit
7/31/2017	342,214	GLTRX00044407		\$137.04
7/31/2017	342,249	GLTRX00044407	\$137.04	
8/31/2017	343,722	GLTRX00044594		\$121.27
8/31/2017	343,723	GLTRX00044594	\$121.27	
9/28/2017	345,171	GLTRX00044803		\$122.10
9/28/2017	345,172	GLTRX00044803	\$122.10	
10/26/2017	346,614	GLTRX00044984		\$133.30
10/26/2017	346,615	GLTRX00044984	\$133.30	
11/30/2017	348,105	GLTRX00045167		\$122.92
11/30/2017	348,106	GLTRX00045167	\$122.92	
12/29/2017	349,550	GLTRX00045354		\$189.86
12/29/2017	349,551	GLTRX00045355	\$189.86	

Totals:	Account:	242-0053-000	Net Change	Ending Balance		
Description:	Cold Spring PR Tax Withheld	Beginning Balance:	\$0.00	\$0.00	\$826.49	\$826.49
Distribution Reference		Orig. Master Number	Orig. Master Name		Debit	Credit

Trx Date	Jrnl No.	Orig. Audit Trail	Debit	Credit
7/31/2017	342,214	GLTRX00044407		\$63.15
7/31/2017	342,249	GLTRX00044407	\$63.15	
8/31/2017	343,722	GLTRX00044594		\$26.30
8/31/2017	343,723	GLTRX00044594	\$26.30	
9/28/2017	345,171	GLTRX00044803		\$47.23
9/28/2017	345,172	GLTRX00044803	\$47.23	
10/26/2017	346,614	GLTRX00044984		\$42.36
10/26/2017	346,615	GLTRX00044984	\$42.36	
11/30/2017	348,105	GLTRX00045167		\$22.29
11/30/2017	348,106	GLTRX00045167	\$22.29	
12/29/2017	349,550	GLTRX00045354		\$23.83
12/29/2017	349,551	GLTRX00045355	\$23.83	

Totals:	Account:	242-0054-000	Net Change	Ending Balance		
Description:	Dayton PR Tax Withheld	Beginning Balance:	\$0.00	\$0.00	\$225.16	\$225.16
Distribution Reference		Orig. Master Number	Orig. Master Name		Debit	Credit

Trx Date	Jrnl No.	Orig. Audit Trail	Debit	Credit
7/31/2017	342,214	GLTRX00044407		\$84.11
7/31/2017	342,249	GLTRX00044407	\$84.11	
8/31/2017	343,722	GLTRX00044594		\$58.28
8/31/2017	343,723	GLTRX00044594	\$58.28	
9/28/2017	345,171	GLTRX00044803		\$98.09
9/28/2017	345,172	GLTRX00044803	\$98.09	
10/26/2017	346,614	GLTRX00044984		\$43.75
10/26/2017	346,615	GLTRX00044984	\$43.75	
11/30/2017	348,105	GLTRX00045167		\$55.44
11/30/2017	348,106	GLTRX00045167	\$55.44	
12/29/2017	349,550	GLTRX00045354		\$134.36
12/29/2017	349,551	GLTRX00045355	\$134.36	

Totals:	Account:	242-0055-000	Net Change	Ending Balance		
Description:	Alexandria PR Tax Withheld	Beginning Balance:	\$0.00	\$0.00	\$474.03	\$474.03
Distribution Reference		Orig. Master Number	Orig. Master Name		Debit	Credit

Trx Date	Jrnl No.	Orig. Audit Trail	Debit	Credit
----------	----------	-------------------	-------	--------

7/31/2017	342,214	GLTRX00044407							\$149.56	
7/31/2017	342,249	GLTRX00044407								
System: HISTORICAL DETAILED T 10/5/2018			10:45:50 AM	Page:	212	User Date:	10/5/2018	User ID:	skampsen	
N Ky Water District										
8/31/2017	343,722	GLTRX00044594								\$114.10
8/31/2017	343,723	GLTRX00044594							\$114.10	
9/28/2017	345,171	GLTRX00044803								\$145.17
9/28/2017	345,172	GLTRX00044803							\$145.17	
10/26/2017	346,614	GLTRX00044984								\$136.97
10/26/2017	346,615	GLTRX00044984							\$136.97	
11/30/2017	348,105	GLTRX00045167								\$120.37
11/30/2017	348,106	GLTRX00045167							\$120.37	
12/29/2017	349,550	GLTRX00045354								\$136.24
12/29/2017	349,551	GLTRX00045355							\$136.24	

Account: 242-0057-000			Totals:	Account: 242-0056-000	Net Change \$0.00	Ending Balance \$0.00	\$802.41	\$802.41
Trx Date	Jrnl No.	Orig. Audit Trail	Description:	Crestview Hills Tax Withheld	Beginning Balance:		Debit	Credit
7/31/2017	342,214	GLTRX00044407	Distribution Reference		Orig. Master Number	Orig. Master Name		
7/31/2017	342,249	GLTRX00044407					\$32.14	
8/31/2017	343,722	GLTRX00044594						\$13.47
8/31/2017	343,723	GLTRX00044594					\$13.47	
9/28/2017	345,171	GLTRX00044803						\$13.65
9/28/2017	345,172	GLTRX00044803					\$13.65	
10/26/2017	346,614	GLTRX00044984						\$3.03
10/26/2017	346,615	GLTRX00044984					\$3.03	
11/30/2017	348,105	GLTRX00045167						\$0.32
11/30/2017	348,106	GLTRX00045167					\$0.32	
12/29/2017	349,550	GLTRX00045354						\$2.56
12/29/2017	349,551	GLTRX00045355					\$2.56	

Account: 242-0058-000			Totals:	Account: 242-0057-000	Net Change \$0.00	Ending Balance \$0.00	\$65.17	\$65.17
Trx Date	Jrnl No.	Orig. Audit Trail	Description:	Highland Heights PR Tax Withheld	Beginning Balance:		Debit	Credit
7/31/2017	342,214	GLTRX00044407	Distribution Reference		Orig. Master Number	Orig. Master Name		
7/31/2017	342,249	GLTRX00044407					\$11.57	
8/31/2017	343,722	GLTRX00044594						\$2.79
8/31/2017	343,723	GLTRX00044594					\$2.79	
9/28/2017	345,171	GLTRX00044803						\$16.74
9/28/2017	345,172	GLTRX00044803					\$16.74	
10/26/2017	346,614	GLTRX00044984						\$22.09
10/26/2017	346,615	GLTRX00044984					\$22.09	
11/30/2017	348,105	GLTRX00045167						\$14.49
11/30/2017	348,106	GLTRX00045167					\$14.49	
12/29/2017	349,550	GLTRX00045354						\$34.68
12/29/2017	349,551	GLTRX00045355					\$34.68	

Account: 242-0059-000			Totals:	Account: 242-0058-000	Net Change \$0.00	Ending Balance \$0.00	\$102.36	\$102.36
Trx Date	Jrnl No.	Orig. Audit Trail	Description:	Ohio Local School District Tax (3118)	Beginning Balance:		Debit	Credit
7/31/2017	342,214	GLTRX00044407	Distribution Reference		Orig. Master Number	Orig. Master Name		
7/31/2017	342,249	GLTRX00044407					\$41.84	
8/31/2017	343,722	GLTRX00044594						\$41.84
8/31/2017	343,723	GLTRX00044594					\$41.84	
9/28/2017	345,171	GLTRX00044803						\$52.30
9/28/2017	345,172	GLTRX00044803					\$52.30	
10/26/2017	346,614	GLTRX00044984						\$41.84
10/26/2017	346,615	GLTRX00044984					\$41.84	
11/30/2017	348,105	GLTRX00045167						\$41.84
11/30/2017	348,106	GLTRX00045167					\$41.84	
12/29/2017	349,550	GLTRX00045354						\$63.63
12/29/2017	349,551	GLTRX00045355					\$63.63	

Totals:	Account:	242-0059-000	Net Change \$0.00	Ending Balance \$0.00	\$283.29	\$283.29
---------	----------	--------------	-------------------	-----------------------	----------	----------



9/28/2017	345,172	GLTRX00044803					\$170.88		
10/26/2017	346,614	GLTRX00044984						\$286.24	
10/26/2017	346,615	GLTRX00044984					\$286.24		
11/30/2017	348,105	GLTRX00045167						\$352.26	
11/30/2017	348,106	GLTRX00045167					\$352.26		
12/29/2017	349,550	GLTRX00045354						\$227.09	
12/29/2017	349,551	GLTRX00045355					\$227.09		
System:	HISTORICAL DETAILED T 10/5/2018		10:45:50 AM	Page:	214	User Date:	10/5/2018	User ID:	skampsen
N Ky Water District									
Account: 242-0065-000			Totals:	Account: 242-0064-000	Net Change \$0.00	Ending Balance \$0.00	\$1,350.50	\$1,350.50	
Trx Date	Jrnl No.	Orig. Audit Trail	Description:	Special deduction	Beginning Balance:				
			Distribution Reference		Orig. Master Number	Orig. Master Name	Debit	Credit	
7/31/2017	342,214	GLTRX00044407						\$1,170.01	
8/1/2017	342,589	PMTRX00011135	Purchases		163227363	EyeMed	\$1,291.14		
8/31/2017	343,722	GLTRX00044594						\$1,141.07	
9/1/2017	344,180	PMTRX00011173	Purchases		163258299	EyeMed	\$1,156.60		
9/28/2017	345,171	GLTRX00044803						\$1,410.43	
9/28/2017	345,171	GLTRX00044803						\$174.39	
9/28/2017	345,172	GLTRX00044803					\$174.39		
10/1/2017	345,536	PMTRX00011207	Purchases		163287206	EyeMed	\$1,219.36		
10/26/2017	346,614	GLTRX00044984						\$1,153.78	
10/26/2017	346,614	GLTRX00044984						\$666.57	
10/26/2017	346,615	GLTRX00044984					\$666.57		
11/1/2017	346,859	PMTRX00011243	Purchases		163314468	EyeMed	\$1,330.00		
11/30/2017	348,105	GLTRX00045167						\$1,163.68	
11/30/2017	348,105	GLTRX00045167						\$335.57	
11/30/2017	348,106	GLTRX00045167					\$335.57		
12/1/2017	348,182	PMTRX00011279	Purchases		163342390	EyeMed	\$1,271.50		
12/29/2017	349,550	GLTRX00045354						\$1,445.93	
12/29/2017	349,550	GLTRX00045354						\$416.16	
12/29/2017	349,551	GLTRX00045355					\$416.16		
12/29/2017	350,018	GLTRX00045423					\$6.85		
12/31/2017	351,965	GLTRX00045685						\$890.41	
Account: 242-0066-000			Totals:	Account: 242-0065-000	Net Change (\$2,099.86)	Ending Balance (\$148.61)	\$7,868.14	\$9,968.00	
Trx Date	Jrnl No.	Orig. Audit Trail	Description:	City of Southgate Taxes payable	Beginning Balance:				
			Distribution Reference		Orig. Master Number	Orig. Master Name	Debit	Credit	
7/31/2017	342,214	GLTRX00044407						\$75.07	
7/31/2017	342,249	GLTRX00044407					\$75.07		
8/31/2017	343,722	GLTRX00044594						\$80.24	
8/31/2017	343,723	GLTRX00044594					\$80.24		
9/28/2017	345,171	GLTRX00044803						\$142.22	
9/28/2017	345,172	GLTRX00044803					\$142.22		
10/26/2017	346,614	GLTRX00044984						\$116.62	
10/26/2017	346,615	GLTRX00044984					\$116.62		
11/30/2017	348,105	GLTRX00045167						\$76.01	
11/30/2017	348,106	GLTRX00045167					\$76.01		
12/29/2017	349,550	GLTRX00045354						\$33.06	
12/29/2017	349,551	GLTRX00045355					\$33.06		
Account: 242-0067-000			Totals:	Account: 242-0066-000	Net Change \$0.00	Ending Balance \$0.00	\$523.22	\$523.22	
Trx Date	Jrnl No.	Orig. Audit Trail	Description:	Sub Districe E Surcharges	Beginning Balance:				
			Distribution Reference		Orig. Master Number	Orig. Master Name	Debit	Credit	
7/31/2017	342,660	GLTRX00044465						\$5,876.00	
8/1/2017	344,152	GLTRX00044655					\$15,280.72		
8/31/2017	344,111	GLTRX00044640						\$5,863.00	
9/29/2017	345,542	GLTRX00044870						\$5,860.00	
10/31/2017	346,822	GLTRX00045025						\$5,905.00	
11/30/2017	348,317	GLTRX00045185						\$5,959.00	
12/29/2017	349,731	GLTRX00045388						\$5,861.00	
Account: 242-0068-000			Totals:	Account: 242-0067-000	Net Change (\$20,043.28)	Ending Balance (\$17,536.75)	\$15,280.72	\$35,324.00	
Trx Date	Jrnl No.	Orig. Audit Trail	Description:	Sub District RF Surcharges	Beginning Balance:				
			Distribution Reference		Orig. Master Number	Orig. Master Name	Debit	Credit	
7/31/2017	342,660	GLTRX00044465						\$5,876.00	
8/1/2017	344,152	GLTRX00044655					\$15,280.72		
8/31/2017	344,111	GLTRX00044640						\$5,863.00	
9/29/2017	345,542	GLTRX00044870						\$5,860.00	
10/31/2017	346,822	GLTRX00045025						\$5,905.00	
11/30/2017	348,317	GLTRX00045185						\$5,959.00	
12/29/2017	349,731	GLTRX00045388						\$5,861.00	
Account: 242-0068-000			Totals:	Account: 242-0067-000	Net Change (\$20,043.28)	Ending Balance (\$17,536.75)	\$15,280.72	\$35,324.00	
Trx Date	Jrnl No.	Orig. Audit Trail	Description:	Sub District RF Surcharges	Beginning Balance:				
			Distribution Reference		Orig. Master Number	Orig. Master Name	Debit	Credit	
7/31/2017	342,660	GLTRX00044465						\$5,876.00	
8/1/2017	344,152	GLTRX00044655					\$15,280.72		
8/31/2017	344,111	GLTRX00044640						\$5,863.00	
9/29/2017	345,542	GLTRX00044870						\$5,860.00	
10/31/2017	346,822	GLTRX00045025						\$5,905.00	
11/30/2017	348,317	GLTRX00045185						\$5,959.00	
12/29/2017	349,731	GLTRX00045388						\$5,861.00	
Account: 242-0068-000			Totals:	Account: 242-0067-000	Net Change (\$20,043.28)	Ending Balance (\$17,536.75)	\$15,280.72	\$35,324.00	
Trx Date	Jrnl No.	Orig. Audit Trail	Description:	Sub District RF Surcharges	Beginning Balance:				
			Distribution Reference		Orig. Master Number	Orig. Master Name	Debit	Credit	
7/31/2017	342,660	GLTRX00044465						\$5,876.00	
8/1/2017	344,152	GLTRX00044655					\$15,280.72		
8/31/2017	344,111	GLTRX00044640						\$5,863.00	
9/29/2017	345,542	GLTRX00044870						\$5,860.00	
10/31/2017	346,822	GLTRX00045025						\$5,905.00	
11/30/2017	348,317	GLTRX00045185						\$5,959.00	
12/29/2017	349,731	GLTRX00045388						\$5,861.00	
Account: 242-0068-000			Totals:	Account: 242-0067-000	Net Change (\$20,043.28)	Ending Balance (\$17,536.75)	\$15,280.72	\$35,324.00	
Trx Date	Jrnl No.	Orig. Audit Trail	Description:	Sub District RF Surcharges	Beginning Balance:				
			Distribution Reference		Orig. Master Number	Orig. Master Name	Debit	Credit	
7/31/2017	342,660	GLTRX00044465						\$5,876.00	
8/1/2017	344,152	GLTRX00044655					\$15,280.72		
8/31/2017	344,111	GLTRX00044640						\$5,863.00	
9/29/2017	345,542	GLTRX00044870						\$5,860.00	
10/31/2017	346,822	GLTRX00045025						\$5,905.00	
11/30/2017	348,317	GLTRX00045185						\$5,959.00	
12/29/2017	349,731	GLTRX00045388						\$5,861.00	

Trx Date	Jrnl No.	Orig. Audit Trail	Distribution Reference	Orig. Master Number	Orig. Master Name	Debit	Credit		
7/31/2017	342,660	GLTRX00044465					\$713.10		
8/1/2017	344,152	GLTRX00044655				\$1,833.66			
8/31/2017	344,111	GLTRX00044640					\$713.10		
9/29/2017	345,542	GLTRX00044870					\$713.10		
10/31/2017	346,822	GLTRX00045025					\$713.10		
11/30/2017	348,317	GLTRX00045185					\$713.10		
12/29/2017	349,731	GLTRX00045388					\$713.10		
System:	HISTORICAL DETAILED T 10/5/2018		10:45:50 AM	Page:	215	User Date:	10/5/2018	User ID:	skampsen
N Ky Water District									
Account: 242-0069-000		Totals:		Account:	242-0068-000	Net Change	Ending Balance	\$1,833.66	\$4,278.60
Trx Date Jrnl No. Orig. Audit Trail		Description:		Voluntary Life Ins Deduction		(\$2,444.94)	(\$4,237.80)		
7/20/2017 342,399 PMTRX00011131		Distribution Reference		Beginning Balance:		\$77.00			
7/31/2017 342,214 GLTRX00044407		Purchases		Orig. Master Number				Debit	Credit
8/31/2017 343,722 GLTRX00044594				NKWSDBL1570164 8-17				\$857.45	
9/1/2017 344,203 PMTRX00011173		Purchases		NKWSDBL1570164 09/17				\$853.23	\$821.78
9/28/2017 345,171 GLTRX00044803				Lincoln National Life Insurance Co.					\$818.61
10/1/2017 345,573 PMTRX00011208		Purchases		NKWSDBL1570164 10/17				\$914.66	\$1,016.86
10/26/2017 346,614 GLTRX00044984				Lincoln National Life Insurance Co.				\$710.35	\$742.88
11/1/2017 346,915 PMTRX00011247		Purchases		NKWSDBL1570164 11/17				\$710.35	\$731.59
11/30/2017 348,105 GLTRX00045167				Lincoln National Life Insurance Co.				\$766.39	\$973.58
12/1/2017 348,184 PMTRX00011279		Purchases		NKWSDBL1570164 12/17				\$890.41	
12/29/2017 349,550 GLTRX00045354				Lincoln National Life Insurance Co.					
12/31/2017 351,965 GLTRX00045685									
Account: 242-0072-000		Totals:		Account:	242-0069-000	Net Change	Ending Balance	\$4,992.49	\$5,105.30
Trx Date Jrnl No. Orig. Audit Trail		Description:		Sub-District F		(\$112.81)	(\$35.81)		
7/31/2017 342,660 GLTRX00044465		Distribution Reference		Beginning Balance:		(\$8,450.41)			
8/1/2017 344,152 GLTRX00044655				Orig. Master Number				Debit	Credit
8/31/2017 344,111 GLTRX00044640								\$4,182.00	\$1,445.98
9/29/2017 345,542 GLTRX00044870									\$1,449.19
10/31/2017 346,822 GLTRX00045025									\$1,434.45
11/30/2017 348,317 GLTRX00045185									\$1,479.94
12/29/2017 349,731 GLTRX00045388									\$1,474.81
									\$1,476.74
Account: 242-0073-000		Totals:		Account:	242-0072-000	Net Change	Ending Balance	\$4,182.00	\$8,761.11
Trx Date Jrnl No. Orig. Audit Trail		Description:		Sub-District G		(\$4,579.11)	(\$13,029.52)		
7/31/2017 342,660 GLTRX00044465		Distribution Reference		Beginning Balance:		(\$21,932.57)			
8/1/2017 344,152 GLTRX00044655				Orig. Master Number				Debit	Credit
8/31/2017 344,111 GLTRX00044640								\$10,499.00	\$3,651.15
9/29/2017 345,542 GLTRX00044870									\$3,669.14
10/31/2017 346,822 GLTRX00045025									\$3,665.24
11/30/2017 348,317 GLTRX00045185									\$3,676.97
12/29/2017 349,731 GLTRX00045388									\$3,647.24
									\$3,699.65
Account: 242-0076-000		Totals:		Account:	242-0073-000	Net Change	Ending Balance	\$10,499.00	\$22,009.39
Trx Date Jrnl No. Orig. Audit Trail		Description:		Roth IRA		(\$11,510.39)	(\$33,442.96)		
11/21/2017 347,805 PMTRX00011270		Distribution Reference		Beginning Balance:		\$0.00			
11/30/2017 348,105 GLTRX00045167		Purchases		Orig. Master Number				Debit	Credit
12/1/2017 348,051 PMTRX00011275				112417DEFCOMP				\$288.26	\$288.26
12/5/2017 348,336 PMTRX00011282		Purchases		120117DEFCOMP				\$288.26	
12/12/2017 348,700 PMTRX00011291		Purchases		120817DEFCOMP				\$288.26	
12/19/2017 349,086 PMTRX00011304		Purchases		121517DEFCOMP				\$288.26	
12/27/2017 349,453 PMTRX00011314		Purchases		122217DEFCOMP				\$288.26	
12/29/2017 349,550 GLTRX00045354				122917DEFCOMP				\$288.26	\$1,441.30
Account: 242-0077-000		Totals:		Account:	242-0076-000	Net Change	Ending Balance	\$1,729.56	\$1,729.56
Trx Date Jrnl No. Orig. Audit Trail		Description:		Sub-District K		\$0.00	\$0.00		
		Distribution Reference		Beginning Balance:		(\$3,187.05)			
				Orig. Master Number				Debit	Credit

7/31/2017	342,660	GLTRX00044465							\$726.18
8/1/2017	344,152	GLTRX00044655						\$1,789.99	
8/31/2017	344,111	GLTRX00044640							\$725.19
9/29/2017	345,542	GLTRX00044870							\$740.01
10/31/2017	346,822	GLTRX00045025							\$734.34
11/30/2017	348,317	GLTRX00045185							\$733.84
12/29/2017	349,731	GLTRX00045388							\$733.84
System:	HISTORICAL DETAILED T 10/5/2018		10:45:50 AM	Page:	216	User Date:	10/5/2018	User ID:	skampsen
N Ky Water District									

Account: 242-0078-000			Totals:	Account: 242-0077-000	Net Change	Ending Balance			
Trx Date			Description:	401-K Roth	(\$2,603.41)	(\$5,790.46)	\$1,789.99	\$4,393.40	
Jrnl No.	Orig. Audit Trail	Distribution Reference	Beginning Balance:	090117DEFCOMP	\$0.00				
7/5/2017	341,343	PMTRX00011106	Orig. Master Number	070717DEFCOMP					
7/11/2017	341,631	PMTRX00011111	Orig. Master Name	071417DEFCOMP					
7/18/2017	341,863	PMTRX00011116		072117DEFCOMP					
7/24/2017	342,140	PMTRX00011126		072817DEFCOMP					
7/31/2017	342,214	GLTRX00044407							\$2,721.16
8/4/2017	342,554	PMTRX00011134	Purchases	080417DEFCOMP	Kentucky State Treasurer		\$684.04		
8/7/2017	342,972	PMTRX00011142	Purchases	081117DEFCOMP	Kentucky State Treasurer		\$684.04		
8/15/2017	343,155	PMTRX00011149	Purchases	081817DEFCOMP	Kentucky State Treasurer		\$684.04		
8/22/2017	343,521	PMTRX00011157	Purchases	082517DEFCOMP	Kentucky State Treasurer		\$684.04		
8/31/2017	343,722	GLTRX00044594							\$2,736.16
9/1/2017	343,871	PMTRX00011164	Purchases	090117DEFCOMP	Kentucky State Treasurer		\$684.04		
9/5/2017	344,161	PMTRX00011172	Purchases	090817DEFCOMP	Kentucky State Treasurer		\$684.04		
9/12/2017	344,590	PMTRX00011185	Purchases	091517DEFCOMP	Kentucky State Treasurer		\$684.04		
9/18/2017	344,833	PMTRX00011192	Purchases	092217DEFCOMP	Kentucky State Treasurer		\$684.04		
9/26/2017	345,036	PMTRX00011197	Purchases	092917DEFCOMP	Kentucky State Treasurer		\$684.04		
9/28/2017	345,171	GLTRX00044803							\$3,420.20
10/3/2017	345,480	PMTRX00011206	Purchases	100617DEFCOMP	Kentucky State Treasurer		\$684.04		
10/6/2017	345,760	PMVVR0001346	Purchases	020615DEFCOMP	Kentucky State Treasurer				\$527.62
10/6/2017	345,762	PMTRX00011212	Purchases	020615DEFCOMP.	Kentucky State Treasurer		\$527.62		
10/11/2017	345,811	PMTRX00011213	Purchases	101317DEFCOMP	Kentucky State Treasurer		\$684.04		
10/16/2017	346,155	PMTRX00011225	Purchases	102017DEFCOMP	Kentucky State Treasurer		\$714.04		
10/24/2017	346,493	PMTRX00011235	Purchases	102717DEFCOMP	Kentucky State Treasurer		\$714.04		
10/26/2017	346,614	GLTRX00044984							\$2,796.16
11/1/2017	346,889	PMTRX00011246	Purchases	020615DEFCOMP INTERE	Kentucky State Treasurer		\$53.11		
11/3/2017	346,756	PMTRX00011242	Purchases	110317DEFCOMP	Kentucky State Treasurer		\$714.04		
11/7/2017	347,128	PMTRX00011252	Purchases	111017DEFCOMP	Kentucky State Treasurer		\$714.04		
11/15/2017	347,477	PMTRX00011262	Purchases	111717DEFCOMP	Kentucky State Treasurer		\$649.08		
11/15/2017	347,482	PMVVR0001348	Purchases	111717DEFCOMP	Kentucky State Treasurer				\$649.08
11/15/2017	347,518	PMTRX00011264	Purchases	111717DEFCOMP.	Kentucky State Treasurer		\$714.04		
11/21/2017	347,805	PMTRX00011270	Purchases	112417DEFCOMP	Kentucky State Treasurer		\$460.78		
11/30/2017	348,105	GLTRX00045167							\$2,437.94
12/1/2017	348,051	PMTRX00011275	Purchases	120117DEFCOMP	Kentucky State Treasurer		\$460.78		
12/5/2017	348,336	PMTRX00011282	Purchases	120817DEFCOMP	Kentucky State Treasurer		\$460.78		
12/12/2017	348,700	PMTRX00011291	Purchases	121517DEFCOMP	Kentucky State Treasurer		\$460.78		
12/19/2017	349,086	PMTRX00011304	Purchases	122217DEFCOMP	Kentucky State Treasurer		\$460.78		
12/27/2017	349,453	PMTRX00011314	Purchases	122917DEFCOMP	Kentucky State Treasurer		\$460.78		
12/29/2017	349,550	GLTRX00045354							\$2,468.86
12/31/2017	351,780	GLTRX00045653							\$53.11

Account: 242-0079-000			Totals:	Account: 242-0078-000	Net Change	Ending Balance			
Trx Date			Description:	Sub District H	\$0.00	\$0.00	\$17,810.29	\$17,810.29	
Jrnl No.	Orig. Audit Trail	Distribution Reference	Beginning Balance:	090117DEFCOMP	\$41,299.00				
7/31/2017	342,660	GLTRX00044465	Orig. Master Number	070717DEFCOMP					\$2,542.00
8/1/2017	344,152	GLTRX00044655		071417DEFCOMP					\$21,185.00
8/31/2017	344,111	GLTRX00044640		072117DEFCOMP					\$2,596.00
9/29/2017	345,542	GLTRX00044870		072817DEFCOMP					\$2,616.00
10/31/2017	346,822	GLTRX00045025							\$2,618.00
11/30/2017	348,317	GLTRX00045185							\$2,699.00
12/29/2017	349,731	GLTRX00045388							\$2,743.00
12/31/2017	350,200	GLTRX00045446							\$46,670.00
					Net Change	Ending Balance			

Account:	242-0080-000		Totals:	Account:	242-0079-000	(\$41,299.00)	\$0.00	\$21,185.00	\$62,484.00
Trx Date	Jrnl No.	Orig. Audit Trail	Description:	Sub-District I	Beginning Balance:	\$3,871.43			
7/31/2017	342,660	GLTRX00044465	Distribution Reference		Orig. Master Number	Orig. Master Name		Debit	Credit
8/1/2017	344,152	GLTRX00044655						\$3,378.56	\$660.00
8/31/2017	344,111	GLTRX00044640							\$705.00
9/29/2017	345,542	GLTRX00044870							\$701.00
10/31/2017	346,822	GLTRX00045025							\$686.00
11/30/2017	348,317	GLTRX00045185							\$683.00
12/29/2017	349,731	GLTRX00045388							\$3,154.99
12/31/2017	350,200	GLTRX00045446							skampsen
System:	HISTORICAL DETAILED T 10/5/2018		10:45:50 AM	Page:	217	User Date:	10/5/2018	User ID:	
N Ky Water District									

Account:	242-0081-000		Totals:	Account:	242-0080-000	Net Change	Ending Balance		
Trx Date	Jrnl No.	Orig. Audit Trail	Description:	Sub District M	Beginning Balance:	(\$3,871.43)	\$0.00	\$3,378.56	\$7,249.99
7/31/2017	342,660	GLTRX00044465	Distribution Reference		Orig. Master Number	Orig. Master Name		Debit	Credit
8/31/2017	344,111	GLTRX00044640							\$1,573.00
9/29/2017	345,542	GLTRX00044870							\$1,606.00
10/31/2017	346,822	GLTRX00045025							\$1,656.00
11/30/2017	348,317	GLTRX00045185							\$1,610.00
12/29/2017	349,731	GLTRX00045388							\$1,554.00
12/31/2017	350,201	GLTRX00045447							\$1,623.00
								\$6,790.00	
									\$9,622.00

Account:	242-0085-000		Totals:	Account:	242-0081-000	Net Change	Ending Balance		
Trx Date	Jrnl No.	Orig. Audit Trail	Description:	Current Portion of Sick and Vacation	Beginning Balance:	(\$2,832.00)	(\$41,062.00)	\$6,790.00	\$9,622.00
12/31/2017	353,296	GLTRX00045898	Distribution Reference		Orig. Master Number	Orig. Master Name		Debit	Credit
									\$156,527.00

Account:	253-0004-000		Totals:	Account:	242-0085-000	Net Change	Ending Balance		
Trx Date	Jrnl No.	Orig. Audit Trail	Description:	Prepaid Rent - Sprint antenna rental	Beginning Balance:	(\$156,527.00)	(\$156,527.00)	\$0.00	\$156,527.00
7/31/2017	342,519	GLTRX00044444	Distribution Reference		Orig. Master Number	Orig. Master Name		Debit	Credit
8/31/2017	344,157	GLTRX00044660						\$100.00	
9/30/2017	345,377	GLTRX00044834						\$100.00	
10/31/2017	346,761	GLTRX00045011						\$100.00	
11/30/2017	348,194	GLTRX00045178						\$100.00	
12/31/2017	349,541	GLTRX00045349						\$100.00	

Account:	253-0004-001		Totals:	Account:	253-0004-000	Net Change	Ending Balance		
Trx Date	Jrnl No.	Orig. Audit Trail	Description:	Unearned Rent - Antenna Rental	Beginning Balance:	\$600.00	(\$600.00)	\$600.00	\$0.00
7/1/2017	341,623	GLREV00044342	Distribution Reference		Orig. Master Number	Orig. Master Name		Debit	Credit
7/31/2017	342,987	GLTRX00044508						\$2,931.65	
7/31/2017	342,988	GLTRX00044508						\$2,898.21	\$361.98
7/31/2017	342,989	GLTRX00044509							\$2,931.65
8/1/2017	342,989	GLREV00044509						\$2,931.65	
8/31/2017	344,290	GLTRX00044686						\$2,898.21	
8/31/2017	344,293	GLTRX00044687							\$2,931.65
9/1/2017	344,293	GLREV00044687						\$2,931.65	
9/30/2017	345,796	GLTRX00044902							\$4,571.65
9/30/2017	345,798	GLTRX00044904						\$2,898.21	
10/1/2017	345,796	GLREV00044902						\$4,571.65	
10/31/2017	347,303	GLTRX00045089							\$361.98
10/31/2017	347,304	GLTRX00045089						\$2,898.21	
10/31/2017	347,305	GLTRX00045090							\$2,931.65
11/1/2017	347,305	GLREV00045090						\$2,931.65	
11/30/2017	348,690	GLTRX00045251							\$2,931.65
11/30/2017	348,691	GLTRX00045252						\$2,898.21	
12/1/2017	348,690	GLREV00045251						\$2,931.65	
12/31/2017	349,821	GLTRX00045401						\$2,898.21	
12/31/2017	349,822	GLTRX00045402							\$4,704.75
						Net Change	Ending Balance		





Account:	271-0005-000		Description:	Assessments - 100 Ft. Rule	Beginning Balance:	(\$2,470.00)			
Trx Date	Jrnl No.	Orig. Audit Trail	Distribution Reference		Orig. Master Number	Orig. Master Name		Debit	Credit
System:	HISTORICAL DETAILED T	10/5/2018	10:45:50 AM	Page:	219	User Date:	10/5/2018	User ID:	skampsen
N Ky Water District									
			Totals:	Account:	271-0005-000	Net Change	Ending Balance	*No transactions for this account*	
Account:	290-0002-000		Description:	Difference Between Expected and A	Beginning Balance:	\$0.00	(\$2,470.00)	\$0.00	\$0.00
Trx Date	Jrnl No.	Orig. Audit Trail	Distribution Reference		Orig. Master Number	Orig. Master Name		Debit	Credit
12/31/2017	357,028	GLTRX00046317							\$476,339.00
			Totals:	Account:	290-0002-000	Net Change	Ending Balance	\$0.00	\$476,339.00
Account:	290-0003-000		Description:	Net Difference Projected and Actual	Beginning Balance:	(\$476,339.00)	(\$476,339.00)	\$0.00	\$476,339.00
Trx Date	Jrnl No.	Orig. Audit Trail	Distribution Reference		Orig. Master Number	Orig. Master Name		Debit	Credit
12/31/2017	357,028	GLTRX00046317							\$1,254,072.00
			Totals:	Account:	290-0003-000	Net Change	Ending Balance	\$0.00	\$1,254,072.00
Account:	290-0005-000		Description:	Changes in Proportion and Differenc	Beginning Balance:	(\$1,254,072.00)	(\$1,254,072.00)	\$0.00	\$1,254,072.00
Trx Date	Jrnl No.	Orig. Audit Trail	Distribution Reference		Orig. Master Number	Orig. Master Name		Debit	Credit
12/31/2017	357,027	GLTRX00046316							\$239,044.00
12/31/2017	357,028	GLTRX00046317							\$562,061.00
			Totals:	Account:	290-0005-000	Net Change	Ending Balance	\$239,044.00	\$562,061.00
Account:	303-0001-000		Description:	Land & Land Rights - SUPPLY	Beginning Balance:	(\$323,017.00)	(\$562,061.00)	\$239,044.00	\$562,061.00
Trx Date	Jrnl No.	Orig. Audit Trail	Distribution Reference		Orig. Master Number	Orig. Master Name		Debit	Credit
			Totals:	Account:	303-0001-000	Net Change	Ending Balance	\$0.00	\$0.00
Account:	303-0002-000		Description:	Land & Land Rights - TREATMENT	Beginning Balance:	\$0.00	\$29,200.00	\$0.00	\$0.00
Trx Date	Jrnl No.	Orig. Audit Trail	Distribution Reference		Orig. Master Number	Orig. Master Name		Debit	Credit
			Totals:	Account:	303-0002-000	Net Change	Ending Balance	\$368,719.46	\$0.00
Account:	303-0003-000		Description:	Land & Land Rights - TRANS./DIST.	Beginning Balance:	\$0.00	\$368,719.46	\$0.00	\$0.00
Trx Date	Jrnl No.	Orig. Audit Trail	Distribution Reference		Orig. Master Number	Orig. Master Name		Debit	Credit
			Totals:	Account:	303-0003-000	Net Change	Ending Balance	\$293,659.16	\$0.00
Account:	303-0004-000		Description:	Land & Land Rights - GENERAL	Beginning Balance:	\$0.00	\$293,659.16	\$0.00	\$0.00
Trx Date	Jrnl No.	Orig. Audit Trail	Distribution Reference		Orig. Master Number	Orig. Master Name		Debit	Credit
			Totals:	Account:	303-0004-000	Net Change	Ending Balance	\$2,599,548.25	\$0.00
Account:	304-0001-000		Description:	Structure & Impr. - SUPPLY	Beginning Balance:	\$0.00	\$2,599,548.25	\$0.00	\$0.00
Trx Date	Jrnl No.	Orig. Audit Trail	Distribution Reference		Orig. Master Number	Orig. Master Name		Debit	Credit
12/31/2017	352,139	GLTRX00045721						\$153,454.73	\$0.00
			Totals:	Account:	304-0001-000	Net Change	Ending Balance	\$17,390,466.37	\$153,454.73
Account:	304-0002-000		Description:	Structure & Impr. - TREATMENT	Beginning Balance:	\$0.00	\$17,390,466.37	\$0.00	\$0.00
Trx Date	Jrnl No.	Orig. Audit Trail	Distribution Reference		Orig. Master Number	Orig. Master Name		Debit	Credit
7/1/2017	341,940	RECVG00002249	Purchases		RCT0000009813	Endress & Hauser, Inc.		\$6,600.00	\$139.62
7/1/2017	341,940	RECVG00002249	Freight		RCT0000009813	Endress & Hauser, Inc.		\$139.62	\$3,434.40
8/1/2017	344,485	RECVG00002270	Purchases		RCT0000009917	Trivaco		\$3,434.40	\$66.54
8/1/2017	344,485	RECVG00002270	Freight		RCT0000009917	Trivaco		\$66.54	\$15,520.00
9/15/2017	345,173	RECVG00002275	Purchases		RCT0000009944	BL Anderson Co. Inc.		\$15,520.00	\$35.93
9/15/2017	345,173	RECVG00002275	Freight		RCT0000009944	BL Anderson Co. Inc.		\$35.93	\$3,657.60
10/19/2017	346,874	RECVG00002290	Purchases		RCT0000010018	CBT Company		\$3,657.60	\$62.02
System:	HISTORICAL DETAILED T	10/5/2018	10:45:50 AM	Page:	220	User Date:	10/5/2018	User ID:	skampsen
N Ky Water District									
10/19/2017	346,874	RECVG00002290	Freight		RCT0000010018	CBT Company		\$62.02	\$7,085.16
11/1/2017	347,547	RECVG00002296	Purchases		RCT0000010053	Schneider Electric Systems USA Inc		\$7,085.16	\$53.61
11/1/2017	347,547	RECVG00002296	Freight		RCT0000010053	Schneider Electric Systems USA Inc		\$53.61	\$5,688.95
11/1/2017	348,210	RECVG00002301	Purchases		RCT0000010084	Digital Control Co.		\$5,688.95	\$103.38
11/1/2017	348,210	RECVG00002301	Freight		RCT0000010084	Digital Control Co.		\$103.38	

11/3/2017	348,209	RECVG00002301	Purchases	RCT0000010083	Graybar Electric Co. Inc	\$12,961.67			
11/3/2017	348,209	RECVG00002301	Freight	RCT0000010083	Graybar Electric Co. Inc	\$169.65			
11/4/2017	347,548	RECVG00002296	Purchases	RCT0000010054	Gemmer & Sons Inc.	\$4,259.00			
12/4/2017	348,878	RECVG00002305	Purchases	RCT0000010113	BL Anderson Co. Inc.	\$7,760.00			
12/4/2017	348,878	RECVG00002305	Freight	RCT0000010113	BL Anderson Co. Inc.	\$29.53			
12/7/2017	350,126	RECVG00002314	Purchases	RCT0000010149	Anixter Inc	\$1,150.00			
12/7/2017	350,126	RECVG00002314	Freight	RCT0000010149	Anixter Inc	\$20.50			
12/19/2017	350,991	RECVG00002321	Purchases	RCT0000010189	The Henry P Thompson Co	\$45,560.00			
12/31/2017	352,139	GLTRX00045721				\$38,650.58		\$103,055.74	
12/31/2017	352,156	GLTRX00045728							
12/31/2017	352,157	GLTRX00045729					\$103,055.74		
12/31/2017	352,158	GLTRX00045729						\$100,055.74	
			Totals:	Account:	304-0002-000	Net Change	Ending Balance		
Account:	304-0003-000		Description:	Structure & Impr. - TRANSM/DIST.	304-0002-000	\$52,952.40	\$78,041,585.60	\$256,063.88	\$203,111.48
Trx Date	Jrnl No.	Orig. Audit Trail	Distribution Reference		Beginning Balance:	\$9,748,405.54			
					Orig. Master Number			Debit	Credit
			Totals:	Account:	304-0003-000	Net Change	Ending Balance	*No transactions for this account*	
Account:	304-0004-000		Description:	Structure & Impr. - GEN PLANT	304-0003-000	\$0.00	\$9,748,405.54	\$0.00	\$0.00
Trx Date	Jrnl No.	Orig. Audit Trail	Distribution Reference		Beginning Balance:	\$12,354,074.66			
7/1/2017	342,601	PMTRX00011136	Purchases	2263741-00	Orig. Master Number			Debit	Credit
9/13/2017	344,969	RECVG00002274	Purchases	RCT0000009943	Richards Electric Supply Inc.				\$809.12
11/1/2017	347,331	PMTRX00011259	Purchases	161197	A&S Electric Supply Inc.	\$39,114.21			
11/6/2017	348,206	RECVG00002301	Purchases	RCT0000010080	Gleason Electric, Inc.	\$4,677.00			
11/7/2017	348,208	RECVG00002301	Purchases	RCT0000010080	Gleason Electric, Inc.	\$8,342.00			
11/21/2017	348,322	CMADJ00001325	Cash Account Offset	RCT0000010082	R & M Fence & Construction	\$4,790.00			
12/31/2017	350,707	GLTRX00045511		OIN000038037	Reconciliation Adjustment				\$739.54
			Totals:	Account:	304-0004-000	Net Change	Ending Balance		\$15,470.00
Account:	304-0005-000		Description:	Structure & Improvements - Newpor	304-0004-000	\$39,904.55	\$12,393,979.21	\$56,923.21	\$17,018.66
Trx Date	Jrnl No.	Orig. Audit Trail	Distribution Reference		Beginning Balance:	\$43,828.01			
					Orig. Master Number			Debit	Credit
			Totals:	Account:	304-0005-000	Net Change	Ending Balance	*No transactions for this account*	
Account:	304-0006-000		Description:	Structures & Improvements - Newpor	304-0005-000	\$0.00	\$43,828.01	\$0.00	\$0.00
Trx Date	Jrnl No.	Orig. Audit Trail	Distribution Reference		Beginning Balance:	\$5,516,737.37			
					Orig. Master Number			Debit	Credit
			Totals:	Account:	304-0006-000	Net Change	Ending Balance	*No transactions for this account*	
Account:	306-0001-000		Description:	Lake, River & Other INTAKES	304-0006-000	\$0.00	\$5,516,737.37	\$0.00	\$0.00
Trx Date	Jrnl No.	Orig. Audit Trail	Distribution Reference		Beginning Balance:	\$1,463,170.71			
					Orig. Master Number			Debit	Credit
			Totals:	Account:	306-0001-000	Net Change	Ending Balance	*No transactions for this account*	
Account:	309-0001-000		Description:	Supply Mains	306-0001-000	\$0.00	\$1,463,170.71	\$0.00	\$0.00
Trx Date	Jrnl No.	Orig. Audit Trail	Distribution Reference		Beginning Balance:	\$2,865,692.85			
					Orig. Master Number			Debit	Credit
			Totals:	Account:	309-0001-000	Net Change	Ending Balance	*No transactions for this account*	
Account:	310-0001-000		Description:	Power Generation Plant- SOS-	309-0001-000	\$0.00	\$2,865,692.85	\$0.00	\$0.00
Trx Date	Jrnl No.	Orig. Audit Trail	Distribution Reference		Beginning Balance:	\$1,847,853.60			
					Orig. Master Number			Debit	Credit
System:	HISTORICAL DETAILED T 10/5/2018		10:45:50 AM	Page:	221	User Date:	10/5/2018	User ID:	skampsen
N Ky Water District									
			Totals:	Account:	310-0001-000	Net Change	Ending Balance	*No transactions for this account*	
Account:	310-0003-000		Description:	Power Generation Plant - Distributic	310-0001-000	\$0.00	\$1,847,853.60	\$0.00	\$0.00
Trx Date	Jrnl No.	Orig. Audit Trail	Distribution Reference		Beginning Balance:	\$1,643,668.82			
					Orig. Master Number			Debit	Credit
			Totals:	Account:	310-0003-000	Net Change	Ending Balance	*No transactions for this account*	
Account:	311-0001-000		Description:	Pumping Equipment - Supply	310-0003-000	\$0.00	\$1,643,668.82	\$0.00	\$0.00
Trx Date	Jrnl No.	Orig. Audit Trail	Distribution Reference		Beginning Balance:	\$4,171,095.89			
					Orig. Master Number			Debit	Credit

Account:	311-0002-000		Totals:	Account:	311-0001-000	Net Change	Ending Balance	*No transactions for this account*	
Trx Date	Jrnl No.	Orig. Audit Trail	Description:	Description:	Beginning Balance:	\$0.00	\$4,171,095.89	\$0.00	\$0.00
10/24/2017	346,873	RECVG00002290	Distribution Reference	Pumping Equipment - TREATMENT	Origin: Master Number	\$1,143,731.49			
12/1/2017	348,877	RECVG00002305	Purchases		Origin: Master Name	Delaney & Associates Inc.		Debit	Credit
12/1/2017	348,879	RECVG00002305	Purchases		RCT0000010017	Rawdon Myers Inc		\$14,895.00	
12/13/2017	350,127	RECVG00002314	Purchases		RCT0000010112	B C Engineering Co.		\$2,230.00	
12/13/2017	350,989	GLTRX00045539			RCT0000010114	Aegis Protective Services		\$9,429.00	
12/31/2017	352,156	GLTRX00045728			RCT0000010150			\$4,815.56	
12/31/2017	352,157	GLTRX00045729						\$81,417.41	\$81,417.41
12/31/2017	352,158	GLTRX00045729							
			Totals:			Net Change	Ending Balance		
Account:	311-0003-000		Description:	Account:	311-0002-000	\$104,971.41	\$1,248,702.90	\$191,204.38	\$86,232.97
Trx Date	Jrnl No.	Orig. Audit Trail	Distribution Reference	Description:	Beginning Balance:	\$6,386,326.66			
9/1/2017	344,650	RECVG00002271	Purchases	Pumping Equipment - TRANS/DIST	Origin: Master Number	Origin: Master Name		Debit	Credit
					RCT0000009919	Xylem Water Solutions USA Inc		\$7,888.00	
			Totals:	Account:	311-0003-000	Net Change	Ending Balance		
Account:	320-0001-000		Description:	WATER TREATMENT Equipment	Beginning Balance:	\$7,888.00	\$6,394,214.66	\$7,888.00	\$0.00
Trx Date	Jrnl No.	Orig. Audit Trail	Distribution Reference		Origin: Master Number	\$29,657,899.23			
10/1/2017	346,876	RECVG00002290	Purchases		RCT0000010020	Origin: Master Name		Debit	Credit
10/13/2017	346,875	RECVG00002290	Purchases		RCT0000010019	Graybar Electric Co. Inc		\$289.37	
12/31/2017	350,992	RECVG00002321	Purchases		RCT0000010190	Graybar Electric Co. Inc		\$2,676.41	
12/31/2017	352,156	GLTRX00045728				Siemens Industry, Inc.		\$3,250.80	
12/31/2017	352,157	GLTRX00045729						\$21,638.33	\$21,638.33
12/31/2017	352,158	GLTRX00045729							
			Totals:			Net Change	Ending Balance		
Account:	320-0002-000		Description:	Account:	320-0001-000	\$27,854.91	\$29,685,754.14	\$49,493.24	\$21,638.33
Trx Date	Jrnl No.	Orig. Audit Trail	Distribution Reference	Water Treatment Equipment - New	Beginning Balance:	\$333,691.69			
7/13/2017	342,773	RECVG00002257	Purchases		Origin: Master Number	Origin: Master Name		Debit	Credit
8/1/2017	343,281	RECVG00002259	Purchases		RCT0000009842	The Henry P Thompson Co		\$9,500.00	
8/1/2017	343,281	RECVG00002259	Freight		RCT0000009860	Hach Company		\$5,721.00	
8/1/2017	343,282	RECVG00002259	Purchases		RCT0000009860	Hach Company		\$88.42	
8/1/2017	343,283	RECVG00002259	Purchases		RCT0000009863	Gilco		\$177.22	
8/1/2017	343,284	RECVG00002259	Purchases		RCT0000009865	Gilco		\$267.00	
8/1/2017	343,284	RECVG00002259	Freight		RCT0000009867	Gilco		\$3,650.82	
			Totals:			Net Change	Ending Balance		
Account:	330-0001-000		Description:	Account:	320-0002-000	\$19,478.49	\$353,170.18	\$19,478.49	\$0.00
Trx Date	Jrnl No.	Orig. Audit Trail	Distribution Reference	Distribution Reservoirs & Standpipe	Beginning Balance:	\$9,507,870.58			
					Origin: Master Number	Origin: Master Name		Debit	Credit
			Totals:			Net Change	Ending Balance		
System:	HISTORICAL DETAILED T 10/5/2018		10:45:50 AM	Account:	330-0001-000	\$0.00	\$9,507,870.58	*No transactions for this account*	
N Ky Water District				Page:	222	User Date:	10/5/2018	\$0.00	\$0.00
Account:	330-0003-000		Description:	Standpipe - Taylor Mill	Beginning Balance:	\$60,000.00		Debit	Credit
Trx Date	Jrnl No.	Orig. Audit Trail	Distribution Reference		Origin: Master Number	Origin: Master Name			
			Totals:			Net Change	Ending Balance		
Account:	331-0001-000		Description:	Account:	330-0003-000	\$0.00	\$60,000.00	\$0.00	\$0.00
Trx Date	Jrnl No.	Orig. Audit Trail	Distribution Reference	Transmission & Distribution. Mains	Beginning Balance:	\$188,900,722.28			
12/31/2017	351,793	GLTRX00045676			Origin: Master Number	Origin: Master Name		Debit	Credit
12/31/2017	351,794	GLTRX00045677						\$632,075.00	
12/31/2017	352,139	GLTRX00045721							\$925,593.69
			Totals:			Net Change	Ending Balance		
Account:	331-0002-000		Description:	Account:	331-0001-000	\$9,710,342.78	\$198,611,065.06	\$10,635,936.47	\$925,593.69
Trx Date	Jrnl No.	Orig. Audit Trail	Distribution Reference	Main Lines - Newport	Beginning Balance:	\$6,201,497.08			
					Origin: Master Number	Origin: Master Name		Debit	Credit
			Totals:			Net Change	Ending Balance		
								*No transactions for this account*	

Account:	331-0003-000		Totals:	Account:	331-0002-000	\$0.00	\$6,201,497.08	\$0.00	\$0.00
Trx Date	Jrnl No.	Orig. Audit Trail	Description:	Mains - Taylor Mill	Beginning Balance:	\$2,356,140.78			
			Distribution Reference		Orig. Master Number	Orig. Master Name		Debit	Credit
						Net Change	Ending Balance	*No transactions for this account*	
Account:	333-0001-000		Totals:	Account:	331-0003-000	\$0.00	\$2,356,140.78	\$0.00	\$0.00
Trx Date	Jrnl No.	Orig. Audit Trail	Description:	Services	Beginning Balance:	\$29,617,644.35			
			Distribution Reference		Orig. Master Number	Orig. Master Name		Debit	Credit
7/1/2017	341,374	GLREV00044313							\$240.97
7/13/2017	342,746	PMTRX00011138	Purchases		2261417	Ideal Supplies Inc		\$137.50	
7/13/2017	342,747	PMTRX00011138	Purchases		2261436	Ideal Supplies Inc		\$110.00	
7/14/2017	342,748	PMTRX00011138	Purchases		2261469	Ideal Supplies Inc		\$220.00	
7/31/2017	342,214	GLTRX00044407						\$979.50	
7/31/2017	342,553	GLTRX00044449						\$25,664.73	
7/31/2017	342,823	PMTRX00011140	Purchases		2262002	Ideal Supplies Inc		\$330.00	
7/31/2017	342,981	GLTRX00044506						\$383.55	
8/1/2017	342,981	GLREV00044506							\$383.55
8/4/2017	343,602	PMTRX00011159	Purchases		Jun-17	Becknell-Coghill Inc		\$23,640.00	
8/10/2017	343,682	PMTRX00011161	Purchases		2262387	Ideal Supplies Inc		\$137.50	
8/31/2017	343,722	GLTRX00044594						\$1,125.32	
8/31/2017	344,209	GLTRX00044666						\$418.73	
8/31/2017	344,492	GLTRX00044721						\$17,629.35	
9/1/2017	344,209	GLREV00044666							\$418.73
9/1/2017	344,713	PMTRX00011191	Purchases		2262983	Ideal Supplies Inc		\$550.00	
9/1/2017	345,510	PMTRX00011207	Purchases		Jul-17	Becknell-Coghill Inc		\$27,251.25	
9/28/2017	345,171	GLTRX00044803						\$1,046.43	
9/30/2017	345,443	GLTRX00044845						\$17,460.68	
9/30/2017	345,483	GLTRX00044863						\$129.95	
10/1/2017	345,483	GLREV00044863							\$129.95
10/7/2017	346,385	PMTRX00011233	Purchases		2264234	Ideal Supplies Inc		\$297.50	
10/26/2017	346,614	GLTRX00044984						\$965.79	
10/31/2017	347,117	GLTRX00045056						\$17,798.03	
10/31/2017	347,117	GLTRX00045056							\$623.80
10/31/2017	347,172	GLTRX00045067						\$270.69	
11/1/2017	347,172	GLREV00045067							\$270.69
11/1/2017	347,425	PMTRX00011260	Purchases		Sep-17	Becknell-Coghill Inc		\$14,184.98	
11/8/2017	347,832	PMTRX00011271	Purchases		2265270	Ideal Supplies Inc		\$275.00	
11/30/2017	348,105	GLTRX00045167						\$836.10	
11/30/2017	348,417	GLTRX00045233						\$368.52	
11/30/2017	348,418	GLTRX00045234						\$17,736.58	
12/1/2017	348,417	GLREV00045233							\$368.52
12/1/2017	352,248	PMTRX00011383	Purchases		May-17	Becknell-Coghill Inc		\$26,345.00	
12/1/2017	352,249	PMTRX00011383	Purchases		OCTOBER 2017.	Becknell-Coghill Inc		\$28,380.00	
12/1/2017	352,250	PMTRX00011383	Purchases		NOVEMBER 2017.	Becknell-Coghill Inc		\$31,097.50	
12/1/2017	352,251	PMTRX00011383	Purchases		DECEMBER 2017.	Becknell-Coghill Inc		\$22,400.00	
12/7/2017	349,213	PMTRX00011306	Purchases		2266144	Ideal Supplies Inc		\$120.00	
12/12/2017	349,610	PMTRX00011317	Purchases		2266234	Ideal Supplies Inc		\$120.00	
System:	HISTORICAL DETAILED T 10/5/2018		10:45:50 AM	Page:	223	User Date:	10/5/2018	User ID:	skampsen
N Ky Water District									
12/29/2017	349,550	GLTRX00045354						\$1,179.69	
12/29/2017	350,098	GLTRX00045444						\$5.61	
12/30/2017	350,609	PMTRX00011345	Purchases		Aug-17	Becknell-Coghill Inc		\$31,260.00	
12/31/2017	349,998	GLTRX00045417						\$19,769.12	
12/31/2017	349,998	GLTRX00045417							\$2,941.90
12/31/2017	351,795	GLTRX00045677							\$279,747.39
12/31/2017	352,139	GLTRX00045721						\$982,228.47	
						Net Change	Ending Balance	\$1,312,853.07	\$285,125.50
Account:	333-0003-000		Totals:	Account:	333-0001-000	\$1,027,727.57	\$30,645,371.92		
Trx Date	Jrnl No.	Orig. Audit Trail	Description:	Services - Taylor Mill	Beginning Balance:	\$390,000.00			
			Distribution Reference		Orig. Master Number	Orig. Master Name		Debit	Credit
						Net Change	Ending Balance	*No transactions for this account*	
Account:	334-0001-000		Totals:	Account:	333-0003-000	\$0.00	\$390,000.00	\$0.00	\$0.00
			Description:	Meters	Beginning Balance:	\$19,139,611.14			

Trx Date	Jrnl No.	Orig. Audit Trail	Distribution Reference	Orig. Master Number	Orig. Master Name	Debit	Credit	
7/31/2017	342,553	GLTRX00044449				\$99,837.68		
8/31/2017	344,492	GLTRX00044721				\$75,975.73		
9/30/2017	345,443	GLTRX00044845				\$34,680.65		
10/31/2017	347,117	GLTRX00045056				\$83,847.60		
11/30/2017	348,418	GLTRX00045234				\$55,798.24		
11/30/2017	348,418	GLTRX00045234					\$364.41	
12/31/2017	349,998	GLTRX00045417				\$29,436.40		
12/31/2017	349,998	GLTRX00045417					\$3,463.15	
12/31/2017	351,796	GLTRX00045677					\$222,911.73	
12/31/2017	352,139	GLTRX00045721				\$52,412.70		
Account: 334-0002-000			Totals:	Account: 334-0001-000	Net Change	Ending Balance		
Trx Date	Jrnl No.	Orig. Audit Trail	Description:	Meters - Newport	\$205,249.71	\$19,344,860.85	\$431,989.00	\$226,739.29
Account: 335-0001-000			Totals:	Account: 334-0002-000	Net Change	Ending Balance	*No transactions for this account*	
Trx Date	Jrnl No.	Orig. Audit Trail	Description:	Hydrants	\$0.00	\$10,987.00	\$0.00	\$0.00
12/31/2017	351,797	GLTRX00045677	Distribution Reference	Orig. Master Number	Orig. Master Name		Debit	Credit
12/31/2017	352,139	GLTRX00045721					\$42,128.40	
Account: 335-0003-000			Totals:	Account: 335-0001-000	Net Change	Ending Balance	*No transactions for this account*	
Trx Date	Jrnl No.	Orig. Audit Trail	Description:	Hydrants - Taylor Mill	\$710,626.18	\$9,958,729.22	\$752,754.58	\$42,128.40
Account: 339-0001-000			Totals:	Account: 335-0003-000	Net Change	Ending Balance	*No transactions for this account*	
Trx Date	Jrnl No.	Orig. Audit Trail	Description:	OTHER Plant & Misc. Equipment	\$0.00	\$150,000.00	\$0.00	\$0.00
Account: 339-0002-000			Totals:	Account: 339-0001-000	Net Change	Ending Balance	*No transactions for this account*	
Trx Date	Jrnl No.	Orig. Audit Trail	Description:	Misc Equipment - Newport	\$3,398,926.81	\$3,398,926.81	\$0.00	\$0.00
System: HISTORICAL DETAILED T 10/5/2018			Totals:	Account: 339-0002-000	Net Change	Ending Balance	*No transactions for this account*	
N Ky Water District			10:45:50 AM	Page: 224	User Date: 10/5/2018	User ID: skampsen	\$0.00	\$0.00
Account: 340-0001-000			Description:	Office Furniture & Equipment	Beginning Balance:	\$3,872,710.33		
Trx Date	Jrnl No.	Orig. Audit Trail	Distribution Reference	Orig. Master Number	Orig. Master Name	Debit	Credit	
7/6/2017	342,271	RECVG00002252	Purchases	RCT0000009820	CDW Government Inc.	\$1,290.34		
7/6/2017	342,271	RECVG00002252	Freight	RCT0000009820	CDW Government Inc.	\$19.63		
7/21/2017	342,417	RECVG00002254	Purchases	RCT0000009834	Data Strategy	\$7,949.42		
8/1/2017	343,285	RECVG00002259	Purchases	RCT0000009870	CDW Government Inc.	\$3,669.72		
8/1/2017	343,285	RECVG00002259	Freight	RCT0000009870	CDW Government Inc.	\$37.47		
8/1/2017	344,484	RECVG00002270	Purchases	RCT0000009916	Dell Marketing L.P.	\$4,380.00		
8/17/2017	344,483	PMTRX00011179	Purchases	JVP7466	CDW Government Inc.	\$979.88		
9/1/2017	344,968	RECVG00002274	Purchases	RCT0000009942	CDW Government Inc.	\$1,542.57		
9/1/2017	344,968	RECVG00002274	Freight	RCT0000009942	CDW Government Inc.	\$21.50		
9/14/2017	344,967	RECVG00002274	Purchases	RCT0000009941	CDW Government Inc.	\$1,544.22		
9/27/2017	345,620	RECVG00002279	Purchases	RCT0000009962	CDW Government Inc.	\$707.74		
10/4/2017	346,625	RECVG00002288	Purchases	RCT0000010013	CDW Government Inc.	\$687.21		
11/13/2017	347,546	PMTRX00011266	Purchases	INV044371	Data Strategy	\$827.35		
12/15/2017	350,505	PMTRX00011340	Purchases	OS05646224	ORR Safety	\$4,250.00		
Account: 340-0002-000			Totals:	Account: 340-0001-000	Net Change	Ending Balance	\$27,907.05	\$0.00
Trx Date	Jrnl No.	Orig. Audit Trail	Description:	Office Equipment - Newport	Beginning Balance:	\$16,700.29	Debit	Credit
Account: 340-0002-000			Totals:	Account: 340-0002-000	Net Change	Ending Balance	*No transactions for this account*	
					\$0.00	\$16,700.29	\$0.00	\$0.00

Account:	341-0001-000		Description:	TRANSPORTATION Equipment	Beginning Balance:	\$3,485,689.33				
Trx Date	Jrnl No.	Orig. Audit Trail	Distribution Reference		Orig. Master Number	Orig. Master Name	Debit	Credit		
7/17/2017	342,273	RECVG00002252	Purchases		RCT0000009822	McCluskey Chevrolet	\$32,075.00			
7/18/2017	342,274	RECVG00002252	Purchases		RCT0000009823	McCluskey Chevrolet	\$27,563.00			
7/24/2017	342,272	RECVG00002252	Purchases		RCT0000009821	McCluskey Chevrolet	\$23,699.00			
8/11/2017	343,643	PMTRX00011160	Purchases		11992	LINE-X of Southern Ohio	\$1,969.00			
8/14/2017	343,286	RECVG00002259	Purchases		RCT0000009872	McCluskey Chevrolet	\$30,612.00			
8/14/2017	343,287	RECVG00002259	Purchases		RCT0000009874	McCluskey Chevrolet	\$30,612.00			
8/25/2017	344,108	RECVG00002267	Purchases		RCT0000009903	Swiss Caps	\$1,425.00			
8/31/2017	344,486	RECVG00002270	Purchases		RCT0000009918	McCluskey Chevrolet	\$41,384.00			
10/1/2017	345,893	RECVG00002281	Purchases		RCT0000009967	Southeastern Equipment Co Inc.	\$96,340.00			
11/28/2017	348,054	RECVG00002299	Purchases		RCT0000010063	Fuller Ford	\$76,403.00			
12/4/2017	348,880	RECVG00002305	Purchases		RCT0000010115	FYDA Freightliner Cincinnati Inc	\$109,312.00			
12/31/2017	352,140	GLTRX00045722							\$109,671.35	
			Totals:	Account:	341-0001-000	\$361,722.65	Ending Balance	\$3,847,411.98	\$471,394.00	\$109,671.35
Account:	341-0002-000		Description:	Vehicles - Newport	Beginning Balance:	\$25,976.15				
Trx Date	Jrnl No.	Orig. Audit Trail	Distribution Reference		Orig. Master Number	Orig. Master Name	Debit	Credit		
			Totals:	Account:	341-0002-000	\$0.00	Ending Balance	\$25,976.15	\$0.00	\$0.00
Account:	342-0001-000		Description:	STORES Equipment	Beginning Balance:	\$198,852.08				
Trx Date	Jrnl No.	Orig. Audit Trail	Distribution Reference		Orig. Master Number	Orig. Master Name	Debit	Credit		
			Totals:	Account:	342-0001-000	\$0.00	Ending Balance	\$198,852.08	\$0.00	\$0.00
Account:	343-0001-000		Description:	TOOLS, SHOP & GARAGE Equipment	Beginning Balance:	\$528,773.89				
Trx Date	Jrnl No.	Orig. Audit Trail	Distribution Reference		Orig. Master Number	Orig. Master Name	Debit	Credit		
8/7/2017	343,423	RECVG00002263	Purchases		RCT0000009886	Art's Rental Equipment & Supply	\$3,800.00			
10/5/2017	345,621	RECVG00002279	Purchases		RCT0000009965	Bain Enterprises	\$7,450.00			
10/5/2017	345,621	RECVG00002279	Freight		RCT0000009965	Bain Enterprises	\$200.00			
11/1/2017	347,332	RECVG00002294	Purchases		RCT0000010039	Hayes Instrument Co Inc.	\$2,034.00			
11/1/2017	347,333	RECVG00002294	Purchases		RCT0000010040	Hayes Instrument Co Inc.	\$2,034.00			
11/21/2017	348,211	RECVG00002301	Purchases		RCT0000010086	Florence Winwater Works Co.	\$11,416.55			
11/21/2017	348,320	GLTRX00045199								\$11,416.55
12/31/2017	352,140	GLTRX00045722								\$3,800.00
System:	HISTORICAL DETAILED T 10/5/2018		10:45:50 AM	Page:	225	User Date:	10/5/2018	User ID:	skampsen	
N Ky Water District										
			Totals:	Account:	343-0001-000	\$11,718.00	Ending Balance	\$540,491.89	\$26,934.55	\$15,216.55
Account:	344-0001-000		Description:	LABORATORY Equipment	Beginning Balance:	\$558,273.52				
Trx Date	Jrnl No.	Orig. Audit Trail	Distribution Reference		Orig. Master Number	Orig. Master Name	Debit	Credit		
8/3/2017	343,288	RECVG00002259	Purchases		RCT0000009875	EST Analytical	\$16,116.00			
9/1/2017	344,651	RECVG00002271	Purchases		RCT0000009920	Fischer Scientific	\$3,997.65			
9/1/2017	344,651	RECVG00002271	Freight		RCT0000009920	Fischer Scientific	\$28.47			
9/28/2017	345,174	PMTRX00011201	Purchases		0063970-IN	EST Analytical	\$3,134.00			
10/1/2017	345,757	RECVG00002280	Purchases		RCT0000009966	Hach Company	\$9,121.90			
10/1/2017	345,757	RECVG00002280	Freight		RCT0000009966	Hach Company	\$119.79			
10/5/2017	346,240	RECVG00002283	Purchases		RCT0000009984	EST Analytical	\$15,763.60			
10/5/2017	346,240	RECVG00002283	Freight		RCT0000009984	EST Analytical	\$295.00			
11/1/2017	348,207	RECVG00002301	Purchases		RCT0000010081	Fischer Scientific	\$6,131.84			
12/1/2017	348,874	RECVG00002305	Purchases		RCT0000010109	Miele Inc.	\$10,827.00			
12/1/2017	348,874	RECVG00002305	Freight		RCT0000010109	Miele Inc.	\$200.00			
12/1/2017	348,875	RECVG00002305	Purchases		RCT0000010110	Miele Inc.	\$800.00			
12/1/2017	348,876	RECVG00002305	Purchases		RCT0000010111	Miele Inc.	\$184.50			
12/1/2017	349,334	RECVG00002309	Purchases		RCT0000010130	Fischer Scientific	\$1,960.04			
12/1/2017	349,334	RECVG00002309	Freight		RCT0000010130	Fischer Scientific	\$34.37			
			Totals:	Account:	344-0001-000	\$68,714.16	Ending Balance	\$626,987.68	\$68,714.16	\$0.00
Account:	345-0001-000		Description:	POWER OPERATED Equipment	Beginning Balance:	\$1,236,503.38				
Trx Date	Jrnl No.	Orig. Audit Trail	Distribution Reference		Orig. Master Number	Orig. Master Name	Debit	Credit		
11/17/2017	348,582	RECVG00002302	Purchases		RCT0000010087	Ditch Witch Mid-States	\$8,928.60			
11/17/2017	348,582	RECVG00002302	Freight		RCT0000010087	Ditch Witch Mid-States	\$150.00			
						Net Change		Ending Balance		

Account:	346-0001-000		Totals:	Account:	345-0001-000	\$9,078.60	\$1,245,581.98	\$9,078.60	\$0.00
Trx Date	Jrnl No.	Orig. Audit Trail	Description:	COMMUNICATION Equipment	Beginning Balance:	\$6,286,662.79			
			Distribution Reference		Orig. Master Number	Orig. Master Name		Debit	Credit
						Net Change	Ending Balance	*No transactions for this account*	
Account:	346-0002-000		Totals:	Account:	346-0001-000	\$0.00	\$6,286,662.79	\$0.00	\$0.00
Trx Date	Jrnl No.	Orig. Audit Trail	Description:	Communication Equipment - Newpc	Beginning Balance:	\$610.60			
			Distribution Reference		Orig. Master Number	Orig. Master Name		Debit	Credit
						Net Change	Ending Balance	*No transactions for this account*	
Account:	347-0001-000		Totals:	Account:	346-0002-000	\$0.00	\$610.60	\$0.00	\$0.00
Trx Date	Jrnl No.	Orig. Audit Trail	Description:	MISCELLANEOUS Equipment	Beginning Balance:	\$581,124.03			
			Distribution Reference		Orig. Master Number	Orig. Master Name		Debit	Credit
						Net Change	Ending Balance	*No transactions for this account*	
Account:	419-0001-000		Totals:	Account:	347-0001-000	\$0.00	\$581,124.03	\$0.00	\$0.00
Trx Date	Jrnl No.	Orig. Audit Trail	Description:	Dividend & Interest Income	Beginning Balance:	(\$395,753.35)			
			Distribution Reference		Orig. Master Number	Orig. Master Name		Debit	Credit
7/31/2017	342,654	CMADJ00001297	Cash Account Offset		INT000037252	Reconciliation Adjustment			\$3,242.33
7/31/2017	342,655	CMADJ00001298	Cash Account Offset		INT000037253	Reconciliation Adjustment			\$11,667.03
7/31/2017	342,656	CMADJ00001299	Cash Account Offset		INT000037254	Reconciliation Adjustment			\$152.98
7/31/2017	342,658	CMADJ00001300	Cash Account Offset		INT000037256	Reconciliation Adjustment			\$65.89
7/31/2017	342,659	CMADJ00001301	Cash Account Offset		INT000037257	Reconciliation Adjustment			\$132.52
7/31/2017	342,663	GLTRX00044466							\$1.04
7/31/2017	342,664	GLTRX00044467							\$0.12
7/31/2017	342,665	GLTRX00044468							\$1,771.78
7/31/2017	342,666	GLTRX00044468							\$523.00
7/31/2017	342,667	GLTRX00044469							\$0.03
7/31/2017	342,668	GLTRX00044470							\$0.32
7/31/2017	342,669	GLTRX00044471							\$0.69
7/31/2017	342,670	GLTRX00044472							\$0.04
7/31/2017	342,671	GLTRX00044473							\$0.77
7/31/2017	342,672	GLTRX00044474							\$0.71
7/31/2017	342,782	CMADJ00001302	Cash Account Offset		INT000037265	Reconciliation Adjustment			\$2.12
System:	HISTORICAL DETAILED T 10/5/2018		10:45:50 AM	Page:	226	User Date:	10/5/2018	User ID:	skampsen
N Ky Water District									
7/31/2017	342,783	GLTRX00044481							\$14,721.58
7/31/2017	342,784	GLTRX00044481							\$2.05
7/31/2017	342,785	GLTRX00044482							
7/31/2017	342,844	CMTRX00008124	Bank Transaction Entry		IAJ000037269			\$2.05	
7/31/2017	342,966	GLTRX00044498							\$17,560.15
7/31/2017	342,978	GLTRX00044505							\$20.48
7/31/2017	342,980	GLTRX00044505							\$3,787.79
8/31/2017	344,210	CMADJ00001304	Cash Account Offset		INT000037472	Reconciliation Adjustment			\$30,177.77
8/31/2017	344,211	CMADJ00001305	Cash Account Offset		INT000037473	Reconciliation Adjustment			\$3,028.66
8/31/2017	344,212	CMADJ00001306	Cash Account Offset		INT000037474	Reconciliation Adjustment			\$10,825.81
8/31/2017	344,213	CMADJ00001307	Cash Account Offset		INT000037475	Reconciliation Adjustment			\$152.99
8/31/2017	344,214	CMADJ00001308	Cash Account Offset		INT000037475	Reconciliation Adjustment			\$65.89
8/31/2017	344,214	CMADJ00001308	Cash Account Offset		INT000037476	Reconciliation Adjustment			\$132.54
8/31/2017	344,224	CMADJ00001309	Cash Account Offset		INT000037486	Reconciliation Adjustment			\$2.12
8/31/2017	344,226	GLTRX00044673							\$1.05
8/31/2017	344,228	GLTRX00044674							\$0.12
8/31/2017	344,229	GLTRX00044675							\$1,773.48
8/31/2017	344,231	GLTRX00044675							\$1,611.64
8/31/2017	344,232	GLTRX00044675							\$523.00
8/31/2017	344,233	GLTRX00044676							\$0.03
8/31/2017	344,234	GLTRX00044677							\$0.32
8/31/2017	344,235	GLTRX00044678							\$0.69
8/31/2017	344,236	GLTRX00044679							\$0.04
8/31/2017	344,237	GLTRX00044680							\$0.77
8/31/2017	344,238	GLTRX00044681							\$0.71
8/31/2017	344,239	GLTRX00044682							\$15,166.45
8/31/2017	344,240	GLTRX00044683						\$15,166.45	
8/31/2017	344,241	GLTRX00044683							\$15,166.45
8/31/2017	344,298	CMTRX00008153	Bank Transaction Entry		IAJ000037493				\$18,960.38

8/31/2017	344,334	GLTRX00044703							\$8.37
8/31/2017	344,388	GLTRX00044705							\$99.48
8/31/2017	344,389	GLTRX00044705							\$3,787.79
8/31/2017	344,463	GLTRX00044706					\$3,787.79		
8/31/2017	344,464	GLTRX00044707							\$8,187.45
8/31/2017	344,465	GLTRX00044707					\$2,125.00		
8/31/2017	344,468	GLTRX00044707							\$31,302.78
9/29/2017	345,460	CMADJ00001316	Cash Account Offset		INT000037692	Reconciliation Adjustment			\$1.99
9/29/2017	345,489	CMTRX00008179	Bank Transaction Entry		IAJ000037699				\$18,239.72
9/29/2017	345,506	GLTRX00044867							\$7.76
9/30/2017	345,444	CMADJ00001311	Cash Account Offset		INT000037676	Reconciliation Adjustment			\$3,221.78
9/30/2017	345,446	CMADJ00001312	Cash Account Offset		INT000037678	Reconciliation Adjustment			\$12,166.30
9/30/2017	345,447	CMADJ00001313	Cash Account Offset		INT000037679	Reconciliation Adjustment			\$118.49
9/30/2017	345,448	CMADJ00001314	Cash Account Offset		INT000037680	Reconciliation Adjustment			\$61.65
9/30/2017	345,449	CMADJ00001315	Cash Account Offset		INT000037681	Reconciliation Adjustment			\$124.00
9/30/2017	345,462	GLTRX00044853							\$1.01
9/30/2017	345,464	GLTRX00044854							\$0.16
9/30/2017	345,466	GLTRX00044855							\$1,717.95
9/30/2017	345,468	GLTRX00044855							\$506.13
9/30/2017	345,469	GLTRX00044856							\$0.03
9/30/2017	345,470	GLTRX00044857							\$0.33
9/30/2017	345,472	GLTRX00044858							\$0.77
9/30/2017	345,474	GLTRX00044859							\$0.04
9/30/2017	345,475	GLTRX00044860							\$0.89
9/30/2017	345,477	GLTRX00044861							\$0.76
9/30/2017	345,479	GLTRX00044862							\$15,121.59
9/30/2017	345,767	GLTRX00044892							\$30,177.77
9/30/2017	345,768	GLTRX00044892							\$4,628.78
9/30/2017	345,769	GLTRX00044892							\$7,667.00
10/31/2017	347,102	CMADJ00001318	Cash Account Offset		INT000037891	Reconciliation Adjustment			\$4,429.62
10/31/2017	347,104	CMADJ00001319	Cash Account Offset		INT000037893	Reconciliation Adjustment			\$14,299.82
10/31/2017	347,105	CMADJ00001320	Cash Account Offset		INT000037894	Reconciliation Adjustment			\$68.03
10/31/2017	347,106	CMADJ00001321	Cash Account Offset		INT000037895	Reconciliation Adjustment			\$136.83
10/31/2017	347,107	CMADJ00001322	Cash Account Offset		INT000037896	Reconciliation Adjustment			\$0.23
10/31/2017	347,115	CMADJ00001323	Cash Account Offset		INT000037905	Reconciliation Adjustment			\$2.19
10/31/2017	347,118	GLTRX00045057							\$1.05
10/31/2017	347,119	GLTRX00045058							\$0.12
10/31/2017	347,120	GLTRX00045059							\$1,776.81
10/31/2017	347,120	GLTRX00045059							\$523.00
10/31/2017	347,121	GLTRX00045060							\$0.03
10/31/2017	347,122	GLTRX00045061							\$0.32
10/31/2017	347,123	GLTRX00045062							\$0.70
10/31/2017	347,124	GLTRX00045063							\$0.04
10/31/2017	347,125	GLTRX00045064							\$0.77
10/31/2017	347,126	GLTRX00045065							\$0.72
10/31/2017	347,127	GLTRX00045066							\$14,961.58
System:	HISTORICAL DETAILED T 10/5/2018		10:45:50 AM	Page:	227	User Date:	10/5/2018	User ID:	skampsen
N Ky Water District									
10/31/2017	347,179	CMTRX00008208	Bank Transaction Entry		IAJ000037913				\$20,939.11
10/31/2017	347,209	GLTRX00045070							\$10.46
10/31/2017	347,266	GLTRX00045084							\$30,177.78
10/31/2017	347,268	GLTRX00045084							\$4,815.01
10/31/2017	347,269	GLTRX00045085							\$0.01
11/30/2017	348,321	CMADJ00001325	Cash Account Offset		INT000038036	Reconciliation Adjustment			\$3,854.61
11/30/2017	348,323	CMADJ00001326	Cash Account Offset		INT000038039	Reconciliation Adjustment			\$0.22
11/30/2017	348,324	CMADJ00001327	Cash Account Offset		INT000038040	Reconciliation Adjustment			\$63.78
11/30/2017	348,325	CMADJ00001328	Cash Account Offset		INT000038041	Reconciliation Adjustment			\$128.29
11/30/2017	348,333	CMADJ00001329	Cash Account Offset		INT000038049	Reconciliation Adjustment			\$2.05
11/30/2017	348,341	CMADJ00001330	Cash Account Offset		INT000038038	Reconciliation Adjustment			\$14,792.88
11/30/2017	348,342	GLTRX00045210							\$1.01
11/30/2017	348,343	GLTRX00045211							\$0.11
11/30/2017	348,344	GLTRX00045212							\$1,721.11
11/30/2017	348,345	GLTRX00045212							\$506.13
11/30/2017	348,346	GLTRX00045213							\$0.02



11/30/2017	348,348	GLTRX00045214						\$0.31
11/30/2017	348,349	GLTRX00045215						\$0.67
11/30/2017	348,350	GLTRX00045216						\$0.03
11/30/2017	348,352	GLTRX00045217						\$0.75
11/30/2017	348,353	GLTRX00045218						\$0.69
11/30/2017	348,354	GLTRX00045219						\$14,091.63
11/30/2017	348,420	CMTRX00008237	Bank Transaction Entry	IAJ000038108				\$21,091.80
11/30/2017	348,447	GLTRX00045236						\$15.15
11/30/2017	348,697	GLTRX00045255						\$30,177.77
11/30/2017	348,698	GLTRX00045255						\$5,170.42
12/29/2017	349,721	CMADJ00001335	Cash Account Offset	INT000038300	Reconciliation Adjustment			\$1.99
12/29/2017	349,860	CMTRX00008264	Bank Transaction Entry	IAJ000038314				\$24,911.29
12/29/2017	350,011	GLTRX00045420						\$19.25
12/31/2017	349,708	CMADJ00001332	Cash Account Offset	INT000038287	Reconciliation Adjustment			\$90.42
12/31/2017	349,709	CMADJ00001333	Cash Account Offset	INT000038288	Reconciliation Adjustment			\$61.66
12/31/2017	349,710	CMADJ00001334	Cash Account Offset	INT000038289	Reconciliation Adjustment			\$124.03
12/31/2017	349,723	CMADJ00001336	Cash Account Offset	INT000038302	Reconciliation Adjustment			\$3,990.84
12/31/2017	349,724	CMADJ00001337	Cash Account Offset	INT000038303	Reconciliation Adjustment			\$17,982.98
12/31/2017	349,729	GLTRX00045387						\$5,276.76
12/31/2017	349,730	GLTRX00045387						\$30,177.78
12/31/2017	349,803	GLTRX00045391						\$1.18
12/31/2017	349,805	GLTRX00045392						\$0.21
12/31/2017	349,807	GLTRX00045393						\$1,998.62
12/31/2017	349,808	GLTRX00045393						\$523.00
12/31/2017	349,810	GLTRX00045394						\$0.03
12/31/2017	349,811	GLTRX00045395						\$0.39
12/31/2017	349,813	GLTRX00045396						\$0.92
12/31/2017	349,815	GLTRX00045397						\$0.04
12/31/2017	349,816	GLTRX00045398						\$1.04
12/31/2017	349,817	GLTRX00045398				\$175.50		
12/31/2017	349,818	GLTRX00045399						\$0.90
12/31/2017	349,820	GLTRX00045400						\$14,185.21
12/31/2017	350,389	GLTRX00045470				\$10,692.74		
12/31/2017	351,987	GLTRX00045706						\$7,753.40

Account:	419-0002-000	Totals:	Account:	419-0001-000	Net Change	Ending Balance		
		Description:	Unrealized gain on investments	Beginning Balance:	(\$547,311.17)	(\$943,064.52)	\$31,949.53	\$579,260.70

Trx Date	Jrnl No.	Orig. Audit Trail	Distribution Reference	Orig. Master Number	Orig. Master Name	Debit	Credit
8/31/2017	344,227	GLTRX00044673				\$1,427.25	
8/31/2017	344,230	GLTRX00044675				\$125.00	
9/30/2017	345,463	GLTRX00044853					\$1,069.14
9/30/2017	345,465	GLTRX00044854				\$515.10	
9/30/2017	345,467	GLTRX00044855					\$92.50
9/30/2017	345,471	GLTRX00044857				\$323.20	
9/30/2017	345,473	GLTRX00044858				\$878.70	
9/30/2017	345,476	GLTRX00044860					\$2,227.05
9/30/2017	345,478	GLTRX00044861					\$2,493.20
12/31/2017	349,804	GLTRX00045391				\$830.40	
12/31/2017	349,806	GLTRX00045392				\$2,040.00	
12/31/2017	349,809	GLTRX00045393				\$100.00	
12/31/2017	349,812	GLTRX00045395				\$1,280.00	
12/31/2017	349,814	GLTRX00045396				\$3,480.00	
12/31/2017	349,819	GLTRX00045399					\$1,637.60

System:	HISTORICAL DETAILED T 10/5/2018	Totals:	Account:	419-0002-000	Net Change	Ending Balance		
N Ky Water District		10:45:50 AM	Page:	228	\$3,480.16	(\$1,415.35)	\$10,999.65	\$7,519.49
					User Date:	10/5/2018	User ID:	skampsen

Trx Date	Jrnl No.	Orig. Audit Trail	Distribution Reference	Orig. Master Number	Orig. Master Name	Debit	Credit
7/1/2017	341,869	GLTRX00044359				\$135.00	
8/16/2017	343,235	GLTRX00044537				\$135.00	
9/18/2017	344,836	GLTRX00044756				\$135.00	
10/1/2017	346,152	GLTRX00044930				\$135.00	
11/16/2017	347,521	GLTRX00045106				\$95.00	

11/20/2017	347,928	PMTRX00011274	Purchases	EVENT 12/14/17	A Catered Affair	\$75.00			
12/1/2017	348,601	PMTRX00011290	Purchases	212958	No Ky Chamber of Commerce	\$1,612.00			
12/19/2017	349,473	PMTRX00011315	Purchases	EVENTS 10-12,2017	Clemons, Kim	\$114.80			
12/20/2017	349,155	GLTRX00045297				\$974.74			
Account: 426-0001-076			Totals:	Account: 426-0001-072	Net Change	Ending Balance	\$3,411.54	\$0.00	
Trx Date	Jrnl No.	Orig. Audit Trail	Distribution Reference	Description: Misc. Non-Utility Expenses Commiss	Beginning Balance:	\$3,411.54			
7/20/2017	342,354	CMTRX00008116	Bank Transaction Entry	Orig. Master Number	\$1,998.09				
7/21/2017	342,361	CMTRX00008117	Bank Transaction Entry	RCT000037198	Orig. Master Name		Debit	Credit	
7/27/2017	342,291	GLTRX00044408		RCT000037205		\$6.85		\$1,707.44	
7/31/2017	342,214	GLTRX00044407							
7/31/2017	342,294	GLTRX00044409				\$1,707.44			
7/31/2017	342,975	GLTRX00044502				\$79.00			
7/31/2017	343,003	GLTRX00044521				\$103.71			
8/21/2017	343,949	CMTRX00008143	Bank Transaction Entry	RCT000037409				\$1,707.44	
8/30/2017	343,928	GLTRX00044610						\$85.82	
8/30/2017	343,928	GLTRX00044610				\$13.25			
8/30/2017	343,929	GLTRX00044611						\$85.82	
8/30/2017	343,929	GLTRX00044611				\$13.25			
8/30/2017	343,930	GLTRX00044612						\$85.82	
8/30/2017	343,930	GLTRX00044612				\$13.25			
8/30/2017	343,931	GLTRX00044613				\$1,707.44			
8/30/2017	343,932	GLTRX00044614				\$13.70			
8/31/2017	343,722	GLTRX00044594						\$125.21	
8/31/2017	343,969	GLTRX00044619				\$31.14			
8/31/2017	344,470	GLTRX00044710				\$75.00			
9/18/2017	345,361	CMTRX00008168	Bank Transaction Entry	RCT000037607				\$575.70	
9/22/2017	345,394	CMTRX00008172	Bank Transaction Entry	RCT000037636				\$1,707.44	
9/28/2017	345,171	GLTRX00044803						\$125.21	
9/29/2017	345,271	GLTRX00044813				\$1,707.44			
9/29/2017	345,272	GLTRX00044814				\$13.70			
9/29/2017	345,272	GLTRX00044814				\$6.85			
9/29/2017	345,351	GLTRX00044815				\$31.14			
9/29/2017	345,508	GLTRX00044869				\$82.00			
10/26/2017	346,614	GLTRX00044984						\$125.21	
10/31/2017	346,764	GLTRX00045014				\$31.14			
10/31/2017	346,765	GLTRX00045015				\$13.70			
10/31/2017	346,766	GLTRX00045016				\$1,707.44			
10/31/2017	347,213	GLTRX00045074				\$567.00			
11/17/2017	348,102	CMTRX00008227	Bank Transaction Entry	RCT000038035				\$1,707.44	
11/17/2017	348,102	CMTRX00008227	Bank Transaction Entry	RCT000038035				\$1,707.44	
11/30/2017	348,105	GLTRX00045167						\$125.21	
11/30/2017	348,116	GLTRX00045175				\$1,707.44			
11/30/2017	348,157	GLTRX00045176				\$31.14			
11/30/2017	348,158	GLTRX00045177				\$20.55			
12/22/2017	349,558	CMTRX00008256	Bank Transaction Entry	RCT000038259				\$1,707.44	
12/29/2017	349,550	GLTRX00045354						\$125.21	
12/29/2017	350,012	GLTRX00045421				\$130.50			
12/29/2017	350,017	GLTRX00045422				\$1,707.44			
12/29/2017	350,018	GLTRX00045423				\$13.70			
12/29/2017	350,019	GLTRX00045424				\$31.14			
Account: 461-0009-000			Totals:	Account: 426-0001-076	Net Change	Ending Balance	\$11,566.35	\$11,917.77	
Trx Date	Jrnl No.	Orig. Audit Trail	Distribution Reference	Description: Water Sales - Multi Family	Beginning Balance:	(\$351.42)			
8/31/2017	344,093	GLTRX00044631		Orig. Master Number	(\$682.67)		Debit	Credit	
9/28/2017	345,184	GLTRX00044806						\$255.50	
9/28/2017	345,184	GLTRX00044806						\$123.11	
11/1/2017	348,104	GLTRX00045166						\$65.50	
12/29/2017	349,576	GLTRX00045360						\$255.50	
System:	HISTORICAL DETAILED T 10/5/2018		10:45:50 AM	Page:	229	User Date:	10/5/2018	User ID:	skampsen
N Ky Water District	12/29/2017	349,576	GLTRX00045360					\$65.50	

Account:	461-0011-000	Orig. Audit Trail	Totals:	Account:	461-0009-000	Net Change	Ending Balance	\$0.00	\$1,026.12
Trx Date	Jrnl No.		Description:	Water Sales - Bulk Loading	Beginning Balance:	(\$1,026.12)	(\$1,708.79)	Debit	Credit
					Orig. Master Number	Orig. Master Name			
7/3/2017	342,149	CMTRX00008103	Bank Transaction Entry		RCT000037105				\$262.50
7/6/2017	342,165	CMTRX00008105	Bank Transaction Entry		RCT000037121				\$1,068.00
7/10/2017	342,180	CMTRX00008107	Bank Transaction Entry		RCT000037136				\$191.00
7/11/2017	342,188	CMTRX00008108	Bank Transaction Entry		RCT000037144				\$597.50
7/13/2017	342,203	CMTRX00008110	Bank Transaction Entry		RCT000037159				\$216.50
7/17/2017	342,302	CMTRX00008113	Bank Transaction Entry		RCT000037175				\$264.75
7/18/2017	342,339	CMTRX00008114	Bank Transaction Entry		RCT000037183				\$487.25
7/20/2017	342,354	CMTRX00008116	Bank Transaction Entry		RCT000037198				\$447.50
7/24/2017	342,369	CMTRX00008118	Bank Transaction Entry		RCT000037213				\$490.25
7/25/2017	342,623	CMTRX00008119	Bank Transaction Entry		RCT000037221				\$490.50
7/27/2017	342,638	CMTRX00008121	Bank Transaction Entry		RCT000037236				\$157.25
7/31/2017	342,653	CMTRX00008123	Bank Transaction Entry		RCT000037251				\$240.50
8/1/2017	343,167	CMTRX00008126	Bank Transaction Entry		RCT000037299				\$305.00
8/3/2017	343,180	CMTRX00008128	Bank Transaction Entry		RCT000037312				\$260.25
8/7/2017	343,196	CMTRX00008130	Bank Transaction Entry		RCT000037328				\$160.00
8/8/2017	343,534	CMTRX00008132	Bank Transaction Entry		RCT000037338				\$531.00
8/10/2017	343,549	CMTRX00008134	Bank Transaction Entry		RCT000037353				\$221.25
8/14/2017	343,564	CMTRX00008136	Bank Transaction Entry		RCT000037368				\$281.50
8/15/2017	343,572	CMTRX00008137	Bank Transaction Entry		RCT000037376				\$723.50
8/17/2017	343,587	CMTRX00008139	Bank Transaction Entry		RCT000037391				\$442.00
8/21/2017	343,949	CMTRX00008143	Bank Transaction Entry		RCT000037409				\$325.00
8/22/2017	343,956	CMTRX00008144	Bank Transaction Entry		RCT000037416				\$654.00
8/24/2017	344,013	CMTRX00008146	Bank Transaction Entry		RCT000037431				\$326.00
8/28/2017	344,127	CMTRX00008148	Bank Transaction Entry		RCT000037447				\$302.25
8/29/2017	344,135	CMTRX00008149	Bank Transaction Entry		RCT000037455				\$571.25
8/31/2017	344,150	CMTRX00008151	Bank Transaction Entry		RCT000037470				\$284.50
9/5/2017	344,612	CMTRX00008156	Bank Transaction Entry		RCT000037533				\$358.00
9/6/2017	344,620	CMTRX00008157	Bank Transaction Entry		RCT000037541				\$304.25
9/8/2017	344,634	CMTRX00008159	Bank Transaction Entry		RCT000037555				\$237.25
9/12/2017	345,086	CMTRX00008164	Bank Transaction Entry		RCT000037576				\$673.50
9/14/2017	345,103	CMTRX00008166	Bank Transaction Entry		RCT000037592				\$315.75
9/18/2017	345,361	CMTRX00008168	Bank Transaction Entry		RCT000037607				\$217.00
9/19/2017	345,370	CMTRX00008169	Bank Transaction Entry		RCT000037615				\$647.25
9/21/2017	345,387	CMTRX00008171	Bank Transaction Entry		RCT000037629				\$283.00
9/25/2017	345,402	CMTRX00008173	Bank Transaction Entry		RCT000037644				\$240.00
9/27/2017	345,418	CMTRX00008175	Bank Transaction Entry		RCT000037660				\$655.00
9/28/2017	345,426	CMTRX00008176	Bank Transaction Entry		RCT000037668				\$503.00
10/2/2017	345,778	CMTRX00008180	Bank Transaction Entry		RCT000037724				\$590.00
10/3/2017	345,786	CMTRX00008181	Bank Transaction Entry		RCT000037732				\$944.50
10/5/2017	345,810	CMTRX00008184	Bank Transaction Entry		RCT000037746				\$543.75
10/9/2017	345,958	CMTRX00008186	Bank Transaction Entry		RCT000037761				\$639.25
10/10/2017	345,984	CMTRX00008187	Bank Transaction Entry		RCT000037768				\$515.75
10/12/2017	346,198	CMTRX00008190	Bank Transaction Entry		RCT000037784				\$199.75
10/16/2017	346,213	CMTRX00008192	Bank Transaction Entry		RCT000037799				\$182.00
10/17/2017	346,490	CMTRX00008194	Bank Transaction Entry		RCT000037807				\$417.00
10/24/2017	346,782	CMTRX00008201	Bank Transaction Entry		RCT000037850				\$1,287.75
10/26/2017	346,797	CMTRX00008203	Bank Transaction Entry		RCT000037865				\$106.50
10/30/2017	346,813	CMTRX00008205	Bank Transaction Entry		RCT000037881				\$251.25
10/31/2017	346,820	CMTRX00008206	Bank Transaction Entry		RCT000037888				\$447.25
11/1/2017	347,925	CMTRX00008219	Bank Transaction Entry		RCT000037973				\$251.25
11/6/2017	347,894	CMTRX00008217	Bank Transaction Entry		RCT000037964				\$261.00
11/8/2017	347,949	CMTRX00008220	Bank Transaction Entry		RCT000037981				\$442.25
11/13/2017	348,024	CMTRX00008223	Bank Transaction Entry		RCT000038002				\$270.00
11/15/2017	348,042	CMTRX00008225	Bank Transaction Entry		RCT000038020				\$452.75
11/20/2017	348,362	CMTRX00008229	Bank Transaction Entry		RCT000038058				\$379.50
11/22/2017	348,378	CMTRX00008231	Bank Transaction Entry		RCT000038074				\$524.75
11/29/2017	348,402	CMTRX00008234	Bank Transaction Entry		RCT000038098				\$1,324.75
12/4/2017	349,085	CMTRX00008240	Bank Transaction Entry		RCT000038150				\$448.50
12/6/2017	349,105	CMTRX00008242	Bank Transaction Entry		RCT000038167				\$1,121.25
12/11/2017	349,129	CMTRX00008246	Bank Transaction Entry		RCT000038191				\$385.25

12/13/2017	349,146	CMTRX00008248	Bank Transaction Entry	RCT000038207		\$1,309.25
12/18/2017	349,426	CMTRX00008252	Bank Transaction Entry	RCT000038228		\$763.00
12/19/2017	349,434	CMTRX00008253	Bank Transaction Entry	RCT000038236		\$964.25
12/22/2017	349,558	CMTRX00008256	Bank Transaction Entry	RCT000038259		\$1,039.50
12/28/2017	349,566	CMTRX00008257	Bank Transaction Entry	RCT000038267		\$1,320.25
System:	HISTORICAL DETAILED T 10/5/2018		10:45:50 AM	Page:	230	User Date: 10/5/2018
N Ky Water District						User ID: skampsen

Account:	461-0100-000		Totals:	Account:	461-0011-000	Net Change	Ending Balance	\$0.00	\$32,117.25
Trx Date	Jrnl No.	Orig. Audit Trail	Description:	Income - Residential Water Sales	Beginning Balance:	(\$32,117.25)	(\$62,273.00)		
			Distribution Reference		Orig. Master Number	(\$15,351,449.20)		Debit	Credit
7/31/2017	342,660	GLTRX00044465							\$2,696,614.84
8/31/2017	344,111	GLTRX00044640							\$2,283,771.82
9/29/2017	345,542	GLTRX00044870							\$3,687,765.70
10/31/2017	346,822	GLTRX00045025							\$2,782,383.39
11/30/2017	348,317	GLTRX00045185							\$2,239,496.17
12/29/2017	349,731	GLTRX00045388							\$3,292,133.20
12/31/2017	351,539	GLTRX00045638						\$188,450.23	
12/31/2017	352,141	GLTRX00045723							\$556.53
12/31/2017	352,142	GLTRX00045724						\$556.53	
12/31/2017	352,143	GLTRX00045724						\$556.53	

Account:	461-0100-000		Totals:	Account:	461-0100-000	Net Change	Ending Balance	\$189,563.29	\$16,982,721.65
Trx Date	Jrnl No.	Orig. Audit Trail	Description:	Income - Commercial Water Sales	Beginning Balance:	(\$16,793,158.36)	(\$32,144,607.56)		
			Distribution Reference		Orig. Master Number	(\$3,249,801.23)		Debit	Credit
7/31/2017	342,660	GLTRX00044465							\$510,861.21
8/31/2017	344,111	GLTRX00044640							\$432,184.86
9/29/2017	345,542	GLTRX00044870							\$1,233,140.97
10/31/2017	346,822	GLTRX00045025							\$583,516.81
11/30/2017	348,317	GLTRX00045185							\$463,846.46
12/29/2017	349,731	GLTRX00045388							\$995,629.33

Account:	461-0102-000		Totals:	Account:	461-0101-000	Net Change	Ending Balance	\$0.00	\$4,219,179.64
Trx Date	Jrnl No.	Orig. Audit Trail	Description:	Income - Industrial Water Sales	Beginning Balance:	(\$4,219,179.64)	(\$7,468,980.87)		
			Distribution Reference		Orig. Master Number	(\$1,894,420.90)		Debit	Credit
7/31/2017	342,660	GLTRX00044465							\$133,876.88
8/31/2017	344,111	GLTRX00044640							\$243,932.46
9/29/2017	345,542	GLTRX00044870							\$722,005.78
10/31/2017	346,822	GLTRX00045025							\$139,401.33
11/30/2017	348,317	GLTRX00045185							\$242,369.50
12/29/2017	349,731	GLTRX00045388							\$637,160.90

Account:	461-0103-000		Totals:	Account:	461-0102-000	Net Change	Ending Balance	\$0.00	\$2,118,746.85
Trx Date	Jrnl No.	Orig. Audit Trail	Description:	Income - Public Authority Water Sales	Beginning Balance:	(\$2,118,746.85)	(\$4,013,167.75)		
			Distribution Reference		Orig. Master Number	(\$1,038,510.38)		Debit	Credit
7/31/2017	342,660	GLTRX00044465							\$249,764.94
8/31/2017	344,111	GLTRX00044640							\$162,496.74
9/29/2017	345,542	GLTRX00044870							\$229,986.84
10/31/2017	346,822	GLTRX00045025							\$311,381.96
11/30/2017	348,317	GLTRX00045185							\$156,307.03
12/29/2017	349,731	GLTRX00045388							\$198,584.83

Account:	461-0104-000		Totals:	Account:	461-0103-000	Net Change	Ending Balance	\$0.00	\$1,308,522.34
Trx Date	Jrnl No.	Orig. Audit Trail	Description:	Income - Multi Family Water Sales	Beginning Balance:	(\$1,308,522.34)	(\$2,347,032.72)		
			Distribution Reference		Orig. Master Number	(\$2,234,950.30)		Debit	Credit
7/31/2017	342,660	GLTRX00044465							\$373,292.49
8/31/2017	344,111	GLTRX00044640							\$380,087.34
9/29/2017	345,542	GLTRX00044870							\$468,825.94
10/31/2017	346,822	GLTRX00045025							\$400,659.41
11/30/2017	348,317	GLTRX00045185							\$398,001.58
12/29/2017	349,731	GLTRX00045388							\$460,497.59

Account:	466-0001-000		Totals:	Account:	461-0104-000	Net Change	Ending Balance	\$0.00	\$2,481,364.35
			Description:	Income - Resale Water Sales	Beginning Balance:	(\$2,481,364.35)	(\$4,716,314.65)		
						(\$931,703.71)			

Trx Date	Jrnl No.	Orig. Audit Trail	Distribution Reference	Orig. Master Number	Orig. Master Name	Debit	Credit
7/31/2017	342,660	GLTRX00044465					\$134,802.99
8/31/2017	344,111	GLTRX00044640					\$149,290.41
System:		HISTORICAL DETAILED T	10:45:50 AM	Page:	231	User Date:	10/5/2018
N Ky Water District						User ID:	skampsen
9/29/2017	345,542	GLTRX00044870					\$115,384.08
10/31/2017	346,822	GLTRX00045025					\$112,743.45
11/30/2017	348,317	GLTRX00045185					\$104,848.26
12/29/2017	349,731	GLTRX00045388					\$104,231.49
Account:		470-0001-000	Totals:	Account:	466-0001-000	Net Change	Ending Balance
Trx Date		Jrnl No.	Description:	Income - Penalties	Beginning Balance:	(\$721,300.68)	(\$1,653,004.39)
7/31/2017		342,660	Distribution Reference		Orig. Master Number	\$0.00	\$721,300.68
8/31/2017		344,111			Orig. Master Name		
9/29/2017		345,542					
10/31/2017		346,822					
11/30/2017		348,317					
12/29/2017		349,731					
Account:		471-0001-000	Totals:	Account:	470-0001-000	Net Change	Ending Balance
Trx Date		Jrnl No.	Description:	Meter Tests	Beginning Balance:	(\$415,360.27)	(\$814,192.79)
9/29/2017		345,542	Distribution Reference		Orig. Master Number	\$0.00	\$415,360.27
Account:		471-0002-000	Totals:	Account:	471-0001-000	Net Change	Ending Balance
Trx Date		Jrnl No.	Description:	Income - Turn on Fees	Beginning Balance:	(\$30.00)	(\$210.00)
7/24/2017		342,139	Distribution Reference		Orig. Master Number	\$0.00	\$30.00
7/31/2017		342,660			Orig. Master Name		
8/16/2017		343,580	Bank Transaction Entry	RCT000037384			
8/18/2017		343,422					
8/31/2017		344,111					
9/12/2017		344,530					
9/12/2017		344,531					
9/12/2017		345,577				\$17,750.00	
9/14/2017		344,648				\$150.00	
9/14/2017		344,648				\$1,010.00	
9/14/2017		344,648				\$75.00	
9/14/2017		344,648				\$650.00	
9/14/2017		344,648				\$175.00	
9/14/2017		344,648				\$150.00	
9/28/2017		345,177					\$17,785.00
9/29/2017		345,542					\$14,390.00
10/18/2017		346,167					\$15,890.00
10/31/2017		346,822					\$21,445.00
11/30/2017		348,317					\$15,900.00
11/30/2017		348,413				\$1,710.00	
11/30/2017		348,414					\$13,425.00
11/30/2017		348,415					\$14,145.00
12/28/2017		351,691				\$14,145.00	
12/28/2017		351,692					\$6,970.00
12/29/2017		349,585					\$14,145.00
12/29/2017		349,731					\$11,420.00
Account:		472-0001-000	Totals:	Account:	471-0002-000	Net Change	Ending Balance
Trx Date		Jrnl No.	Description:	Rent From Water Property	Beginning Balance:	(\$187,030.00)	(\$351,030.00)
7/1/2017		341,621	Distribution Reference		Orig. Master Number	\$35,815.00	\$222,845.00
7/1/2017		341,622			Orig. Master Name		
7/1/2017		341,623				Debit	Credit
7/5/2017		342,157	Bank Transaction Entry	RCT000037113		\$8,901.15	\$2,931.65
7/10/2017		342,180	Bank Transaction Entry	RCT000037136		\$6,024.44	\$1,631.00
7/11/2017		342,188	Bank Transaction Entry	RCT000037144			\$1.00
							\$24,519.37

7/24/2017	342,217	PMTRX00011127	Purchases	FIRE HYDRANT 1817	Arc American	\$750.00
7/24/2017	342,220	PMTRX00011127	Purchases	FIRE HYDRANT 1824	Bergeson, Cole	\$30.00
7/24/2017	342,263	PMTRX00011128	Purchases	FIRE HYDRANT 1819	Evans Landscaping	\$390.00
7/24/2017	342,268	PMTRX00011128	Purchases	FIRE HYDRANT 1832	Geiger, Patrick	\$30.00
7/24/2017	342,313	PMTRX00011129	Purchases	FIRE HYDRANT 1823	Lang, Tim	\$150.00
7/24/2017	342,322	PMTRX00011129	Purchases	FIRE HYDRANT 1818	Len Riegler Blacktop, Inc.	\$600.00
System:	HISTORICAL DETAILED T	10/5/2018	10:45:50 AM	Page:	User Date:	10/5/2018
					User ID:	skampsen
N Ky Water District						
7/24/2017	342,323	PMTRX00011129	Purchases	FIRE HYDRANT 1831	Robinson Pipe Cleaning Co.	\$900.00
7/24/2017	342,327	PMTRX00011129	Purchases	FIRE HYDRANT 1822	Sizemore, Scott	\$30.00
7/24/2017	342,329	PMTRX00011129	Purchases	FIRE HYDRANT 1825	Smith Katherine	\$30.00
7/24/2017	342,330	PMTRX00011129	Purchases	FIRE HYDRANT 1830	Smith Kendra	\$30.00
7/24/2017	342,331	PMTRX00011129	Purchases	FIRE HYDRANT 1821	SP Construction	\$120.00
7/24/2017	342,369	CMTRX00008118	Bank Transaction Entry	RCT000037213		\$4,261.85
7/24/2017	342,405	PMTRX00011131	Purchases	FIRE HYDRANT 1827	SWS Environmental	\$120.00
7/24/2017	342,406	PMTRX00011131	Purchases	FIRE HYDRANT 1829	Table Rock Construction	\$810.00
7/24/2017	342,407	PMTRX00011131	Purchases	FIRE HYDRANT 1820	Tele-Vac Environmental	\$570.00
7/24/2017	342,715	GLTRX00044479				\$990.00
7/24/2017	342,716	GLTRX00044479				\$3,540.00
7/24/2017	342,717	GLTRX00044479				\$90.00
7/24/2017	342,718	GLTRX00044479				\$1,080.00
7/31/2017	342,987	GLTRX00044508				\$361.98
7/31/2017	342,988	GLTRX00044508				\$2,898.21
7/31/2017	342,989	GLTRX00044509				\$2,931.65
7/31/2017	342,990	GLTRX00044510				\$8,901.15
7/31/2017	342,990	GLTRX00044510				\$9,046.08
8/1/2017	342,989	GLREV00044509				\$2,931.65
8/1/2017	342,990	GLREV00044510				\$8,901.15
8/1/2017	342,990	GLREV00044510				\$9,046.08
8/4/2017	343,187	CMTRX00008129	Bank Transaction Entry	RCT000037319		\$10,541.15
8/7/2017	343,196	CMTRX00008130	Bank Transaction Entry	RCT000037328		\$31,585.81
8/30/2017	344,143	CMTRX00008150	Bank Transaction Entry	RCT000037463		\$1,640.00
8/31/2017	344,095	GLTRX00044638				\$1,080.00
8/31/2017	344,096	GLTRX00044638				\$1,140.00
8/31/2017	344,097	GLTRX00044638				\$360.00
8/31/2017	344,098	GLTRX00044638				\$30.00
8/31/2017	344,099	GLTRX00044638				\$300.00
8/31/2017	344,100	GLTRX00044638				\$120.00
8/31/2017	344,169	PMTRX00011173	Purchases	FIRE HYDRANT 1836	CA Advance	\$690.00
8/31/2017	344,176	PMTRX00011173	Purchases	FIRE HYDRANT 1841	DRT Construction, Inc	\$60.00
8/31/2017	344,200	PMTRX00011173	Purchases	FIRE HYDRANT 1843	Konkright, Darlene	\$30.00
8/31/2017	344,201	PMTRX00011173	Purchases	FIRE HYDRANT 1848	Lang, Tim	\$30.00
8/31/2017	344,208	PMTRX00011173	Purchases	FIRE HYDRANT 1840	Lucas Pools	\$240.00
8/31/2017	344,242	PMTRX00011174	Purchases	FIRE HYDRANT 1839	Len Riegler Blacktop, Inc.	\$570.00
8/31/2017	344,243	PMTRX00011174	Purchases	FIRE HYDRANT 1837	Miller Pipeline	\$2,430.00
8/31/2017	344,253	PMTRX00011174	Purchases	FIRE HYDRANT 1844	Table Rock Construction	\$210.00
8/31/2017	344,254	PMTRX00011174	Purchases	FIRE HYDRANT 1842	Tele-Vac Environmental	\$570.00
8/31/2017	344,265	PMTRX00011174	Purchases	FIRE HYDRANT 1849	WRC Inc.	\$120.00
8/31/2017	344,290	GLTRX00044686				\$2,898.21
8/31/2017	344,293	GLTRX00044687				\$2,931.65
8/31/2017	344,386	GLTRX00044704				\$8,901.15
9/1/2017	344,293	GLREV00044687				\$2,931.65
9/1/2017	344,386	GLREV00044704				\$8,901.15
9/5/2017	344,612	CMTRX00008156	Bank Transaction Entry	RCT000037533		\$14,239.86
9/7/2017	344,627	CMTRX00008158	Bank Transaction Entry	RCT000037548		\$3,899.87
9/13/2017	345,096	CMTRX00008165	Bank Transaction Entry	RCT000037585		\$8,901.15
9/21/2017	345,113	PMTRX00011199	Purchases	FIRE HYDRANT 1859	Goetz Matt	\$30.00
9/21/2017	345,127	PMTRX00011199	Purchases	FIRE HYDRANT 1857	Len Riegler Blacktop, Inc.	\$570.00
9/21/2017	345,133	PMTRX00011199	Purchases	FIRE HYDRANT 1860	Lucas Pools	\$60.00
9/21/2017	345,198	PMTRX00011202	Purchases	FIRE HYDRANT 1862	CA Advance	\$840.00
9/21/2017	345,234	PMTRX00011204	Purchases	FIRE HYDRANT 1861	Mainstrasse Village Assoc.	\$30.00
9/21/2017	345,235	PMTRX00011204	Purchases	FIRE HYDRANT 1852	Miller Pipeline	\$1,500.00
9/21/2017	345,246	PMTRX00011205	Purchases	FIRE HYDRANT 1854	North Star Painting Co Inc	\$720.00
9/21/2017	345,248	PMTRX00011205	Purchases	FIRE HYDRANT 1863	O'Rourke Wrecking Co	\$390.00

9/21/2017	345,261	PMTRX00011205	Purchases	FIRE HYDRANT 1851	SWS Environmental	\$60.00	
9/21/2017	345,263	PMTRX00011205	Purchases	FIRE HYDRANT 1858	Tele-Vac Environmental	\$570.00	
9/28/2017	345,178	GLTRX00044805				\$30.00	
9/28/2017	345,180	GLTRX00044805				\$750.00	
9/28/2017	345,181	GLTRX00044805				\$630.00	
9/28/2017	345,182	GLTRX00044805				\$660.00	
9/28/2017	345,183	GLTRX00044805				\$2,010.00	
9/28/2017	345,193	PMTRX00011202	Purchases	FIRE HYDRANT 1866	AFM Demolition	\$150.00	
9/28/2017	345,262	PMTRX00011205	Purchases	FIRE HYDRANT 1865	SWS Environmental	\$60.00	
9/29/2017	345,433	CMTRX00008177	Bank Transaction Entry	RCT000037675		\$1,640.00	
9/30/2017	345,796	GLTRX00044902				\$4,571.65	
9/30/2017	345,797	GLTRX00044903				\$13,301.15	
9/30/2017	345,798	GLTRX00044904				\$2,898.21	
10/1/2017	345,796	GLREV00044902				\$4,571.65	
10/1/2017	345,797	GLREV00044903				\$13,301.15	
10/6/2017	345,951	CMTRX00008185	Bank Transaction Entry	RCT000037754		\$23,141.01	
10/10/2017	345,984	CMTRX00008187	Bank Transaction Entry	RCT000037768		\$3,899.87	
10/12/2017	346,198	CMTRX00008190	Bank Transaction Entry	RCT000037784		\$361.98	
System:	HISTORICAL DETAILED T 10/5/2018		10:45:50 AM	Page:	233	User Date: 10/5/2018	User ID: skampsen
N Ky Water District							
10/25/2017	346,593	GLTRX00044981				\$210.00	
10/25/2017	346,595	GLTRX00044981				\$1,080.00	
10/25/2017	346,596	GLTRX00044981				\$660.00	
10/25/2017	346,597	GLTRX00044981				\$2,280.00	
10/25/2017	346,598	GLTRX00044981				\$180.00	
10/27/2017	346,627	PMTRX00011241	Purchases	FIRE HYDRANT 1878	4 Seasons Grounds Management	\$120.00	
10/27/2017	346,631	PMTRX00011241	Purchases	FIRE HYDRANT 1874	CA Advance	\$630.00	
10/27/2017	346,658	PMTRX00011241	Purchases	FIRE HYDRANT 1876	Michels and Sons Inc., Paul	\$60.00	
10/27/2017	346,660	PMTRX00011241	Purchases	FIRE HYDRANT 1873	North Star Painting Co Inc	\$750.00	
10/27/2017	346,668	PMTRX00011241	Purchases	FIRE HYDRANT 1872	Len Riegler Blacktop, Inc.	\$660.00	
10/31/2017	347,303	GLTRX00045089				\$361.98	
10/31/2017	347,304	GLTRX00045089				\$2,898.21	
10/31/2017	347,305	GLTRX00045090				\$2,931.65	
10/31/2017	347,330	GLTRX00045091				\$8,901.15	
11/1/2017	347,305	GLREV00045090				\$2,931.65	
11/1/2017	347,330	GLREV00045091				\$8,901.15	
11/7/2017	347,902	CMTRX00008218	Bank Transaction Entry	RCT000037972		\$19,912.83	
11/13/2017	348,024	CMTRX00008223	Bank Transaction Entry	RCT000038002		\$8,901.15	
11/22/2017	347,815	GLTRX00045136				\$810.00	
11/22/2017	347,816	GLTRX00045136				\$690.00	
11/22/2017	347,817	GLTRX00045136				\$990.00	
11/22/2017	347,818	GLTRX00045136				\$990.00	
11/22/2017	347,819	GLTRX00045136				\$180.00	
11/22/2017	347,821	GLTRX00045136				\$1,080.00	
11/22/2017	347,822	GLTRX00045137				\$1,200.00	
11/22/2017	347,823	GLTRX00045137				\$990.00	
11/27/2017	348,056	PMTRX00011276	Purchases	FIRE HYDRANT 1887	Brett Constuction	\$690.00	
11/27/2017	348,057	PMTRX00011276	Purchases	FIRE HYDRANT 1895	CA Advance	\$660.00	
11/27/2017	348,072	PMTRX00011276	Purchases	1894	Eaton Asphalt Paving Co. Inc.	\$30.00	
11/27/2017	348,073	PMTRX00011276	Purchases	FIRE HYDRANT 1893	Enviro Core Inc.	\$180.00	
11/27/2017	348,076	PMTRX00011276	Purchases	1890	Len Riegler Blacktop, Inc.	\$570.00	
11/27/2017	348,079	PMTRX00011276	Purchases	FIRE HYDRANT 1891	Lucas Pools	\$30.00	
11/27/2017	348,081	PMTRX00011276	Purchases	FIRE HYDRANT 1889	Prus Construction	\$630.00	
11/27/2017	348,082	PMTRX00011276	Purchases	FIRE HYDRANT 1888	Miller Pipeline	\$1,080.00	
11/30/2017	348,689	GLTRX00045250				\$8,901.15	
11/30/2017	348,690	GLTRX00045251				\$2,931.65	
11/30/2017	348,691	GLTRX00045252				\$2,898.21	
12/1/2017	348,689	GLREV00045250				\$8,901.15	
12/1/2017	348,690	GLREV00045251				\$2,931.65	
12/7/2017	349,113	CMTRX00008244	Bank Transaction Entry	RCT000038175		\$24,914.11	
12/13/2017	349,146	CMTRX00008248	Bank Transaction Entry	RCT000038207		\$3,899.87	
12/28/2017	349,545	GLTRX00045353				\$960.00	
12/28/2017	349,546	GLTRX00045353				\$30.00	
12/28/2017	349,548	GLTRX00045353				\$2,010.00	

12/28/2017	349,549	GLTRX00045353							\$1,140.00
12/28/2017	349,599	PMTRX00011317	Purchases		FIRE HYDRANT 1900	Derek Inc.			\$750.00
12/28/2017	349,607	PMTRX00011317	Purchases		FIRE HYDRANT 1901	Hall Contracting of Ky Inc.			\$660.00
12/28/2017	349,611	PMTRX00011317	Purchases		FIRE HYDRANT 1905	Joshua One LLC			\$30.00
12/28/2017	349,615	PMTRX00011317	Purchases		FIRE HYDRANT 1903	Leak Eliminators			\$90.00
12/28/2017	349,616	PMTRX00011317	Purchases		FIRE HYDRANT 1907	Len Riegler Blacktop, Inc.			\$120.00
12/28/2017	349,618	PMTRX00011317	Purchases		FIRE HYDRANT 1899	Miller Pipeline			\$4,230.00
12/28/2017	349,628	PMTRX00011317	Purchases		FIRE HYDRANT 1902	TWC Concrete			\$60.00
12/29/2017	349,574	CMTRX00008258	Bank Transaction Entry		RCT000038275				\$1,773.10
12/31/2017	349,821	GLTRX00045401							\$2,898.21
12/31/2017	349,822	GLTRX00045402					\$4,704.75		
12/31/2017	349,823	GLTRX00045403						\$8,901.15	
12/31/2017	351,484	GLTRX00045610					\$8,901.15		
12/31/2017	351,497	GLTRX00045617						\$663.21	
12/31/2017	351,501	GLTRX00045620					\$22,712.00		
12/31/2017	351,502	GLTRX00045621						\$2,000.00	

Account: 472-0002-000			Totals:	Account:	472-0001-000	Net Change	Ending Balance		
Trx Date			Description:	Rent from Water Property - Newpor		(\$224,392.80)	(\$447,265.10)	\$126,217.53	\$350,610.33
Jrnl No.			Distribution Reference	Beginning Balance:		(\$600.00)			
Orig. Audit Trail				Orig. Master Number		Orig. Master Name	Debit	Credit	
7/31/2017	342,519	GLTRX00044444						\$100.00	
8/31/2017	344,157	GLTRX00044660						\$100.00	
9/30/2017	345,377	GLTRX00044834						\$100.00	
10/31/2017	346,761	GLTRX00045011						\$100.00	
11/30/2017	348,194	GLTRX00045178						\$100.00	
12/31/2017	349,541	GLTRX00045349						\$100.00	
System:	HISTORICAL DETAILED T 10/5/2018		10:45:50 AM	Page:	234	User Date:	10/5/2018	User ID:	skampsen
N Ky Water District									

Account: 474-0001-000			Totals:	Account:	472-0002-000	Net Change	Ending Balance		
Trx Date			Description:	Water Sales - MISC/Hydrants Mtrs.		(\$600.00)	(\$1,200.00)	\$0.00	\$600.00
Jrnl No.			Distribution Reference	Beginning Balance:		(\$28,596.23)			
Orig. Audit Trail				Orig. Master Number		Orig. Master Name	Debit	Credit	
7/24/2017	342,217	PMTRX00011127	Purchases		FIRE HYDRANT 1817	Arc American		\$71.89	
7/24/2017	342,220	PMTRX00011127	Purchases		FIRE HYDRANT 1824	Bergeson, Cole		\$22.65	
7/24/2017	342,263	PMTRX00011128	Purchases		FIRE HYDRANT 1819	Evans Landscaping		\$249.19	
7/24/2017	342,268	PMTRX00011128	Purchases		FIRE HYDRANT 1832	Geiger, Patrick		\$103.41	
7/24/2017	342,313	PMTRX00011129	Purchases		FIRE HYDRANT 1823	Lang, Tim		\$190.66	
7/24/2017	342,322	PMTRX00011129	Purchases		FIRE HYDRANT 1818	Len Riegler Blacktop, Inc.		\$49.83	
7/24/2017	342,323	PMTRX00011129	Purchases		FIRE HYDRANT 1831	Robinson Pipe Cleaning Co.		\$79.77	
7/24/2017	342,327	PMTRX00011129	Purchases		FIRE HYDRANT 1822	Sizemore, Scott		\$162.51	
7/24/2017	342,329	PMTRX00011129	Purchases		FIRE HYDRANT 1825	Smith Katherine		\$95.53	
7/24/2017	342,330	PMTRX00011129	Purchases		FIRE HYDRANT 1830	Smith Kendra		\$83.71	
7/24/2017	342,331	PMTRX00011129	Purchases		FIRE HYDRANT 1821	SP Construction		\$111.29	
7/24/2017	342,407	PMTRX00011131	Purchases		FIRE HYDRANT 1820	Tele-Vac Environmental		\$63.42	
7/24/2017	342,715	GLTRX00044479						\$1,683.35	
7/24/2017	342,716	GLTRX00044479						\$1,927.19	
7/24/2017	342,717	GLTRX00044479						\$439.28	
7/24/2017	342,718	GLTRX00044479						\$79.77	
7/24/2017	342,719	GLTRX00044479						\$92.77	
8/31/2017	344,094	GLTRX00044638						\$316.33	
8/31/2017	344,095	GLTRX00044638						\$942.63	
8/31/2017	344,096	GLTRX00044638						\$49.83	
8/31/2017	344,097	GLTRX00044638						\$524.99	
8/31/2017	344,098	GLTRX00044638						\$292.53	
8/31/2017	344,099	GLTRX00044638						\$13.59	
8/31/2017	344,100	GLTRX00044638						\$3,543.03	
8/31/2017	344,169	PMTRX00011173	Purchases		FIRE HYDRANT 1836	CA Advance		\$63.42	
8/31/2017	344,176	PMTRX00011173	Purchases		FIRE HYDRANT 1841	DRT Construction, Inc		\$4.53	
8/31/2017	344,200	PMTRX00011173	Purchases		FIRE HYDRANT 1843	Konkright, Darlene		\$87.65	
8/31/2017	344,201	PMTRX00011173	Purchases		FIRE HYDRANT 1848	Lang, Tim		\$9.06	
8/31/2017	344,208	PMTRX00011173	Purchases		FIRE HYDRANT 1840	Lucas Pools		\$678.59	
8/31/2017	344,242	PMTRX00011174	Purchases		FIRE HYDRANT 1839	Len Riegler Blacktop, Inc.		\$22.65	
8/31/2017	344,243	PMTRX00011174	Purchases		FIRE HYDRANT 1837	Miller Pipeline		\$1,407.53	
8/31/2017	344,253	PMTRX00011174	Purchases		FIRE HYDRANT 1844	Table Rock Construction		\$9.06	





Trx Date	Jrnl No.	Orig. Audit Trail	Distribution Reference	Account:	474-0002-000	Net Change	Ending Balance	Debit	Credit	
12/29/2017	349,733	GLTRX00045388							\$860.00	
Totals:				Account:	474-0002-000	Net Change	Ending Balance	\$0.00	\$6,300.00	
Description:				LAB Test Fees	Beginning Balance:	(\$6,300.00)	(\$12,100.00)			
Purchases				Orig. Master Number	REFUND LAB 07/17	Orig. Master Name		\$15.00		
Bank Transaction Entry									\$30.00	
Bank Transaction Entry									\$3,370.00	
Bank Transaction Entry									\$15.00	
Bank Transaction Entry									\$15.00	
Bank Transaction Entry									\$15.00	
Bank Transaction Entry									\$15.00	
Bank Transaction Entry									\$15.00	
Bank Transaction Entry									\$15.00	
Bank Transaction Entry									\$75.00	
Bank Transaction Entry									\$15.00	
Bank Transaction Entry									\$45.00	
Bank Transaction Entry									\$70.00	
Bank Transaction Entry									\$15.00	
Bank Transaction Entry									\$15.00	
Bank Transaction Entry									\$15.00	
Bank Transaction Entry									\$7,458.60	
Bank Transaction Entry									\$30.00	
Bank Transaction Entry									\$15.00	
Bank Transaction Entry							\$1,776.00		\$15.00	
Bank Transaction Entry									\$30.00	
Bank Transaction Entry									\$700.50	
Bank Transaction Entry									\$30.00	
Bank Transaction Entry									\$1,473.60	
Bank Transaction Entry									\$2,044.50	
Bank Transaction Entry									\$3,775.92	
Bank Transaction Entry									\$2,660.40	
Bank Transaction Entry									\$15.00	
Bank Transaction Entry									\$15.00	
Bank Transaction Entry							\$90.00			
Bank Transaction Entry							\$670.50			
Bank Transaction Entry							\$1,998.60			
Bank Transaction Entry							\$751.80			
Bank Transaction Entry							\$1,202.70			
Bank Transaction Entry							\$1,263.60			
Bank Transaction Entry							\$90.00			
Bank Transaction Entry							\$30.00			
Bank Transaction Entry							\$120.00			
Bank Transaction Entry							\$646.80			
System: HISTORICAL DETAILED T 10/5/2018				10:45:50 AM	Page:	236	User Date:	10/5/2018	User ID:	skampsen
N Ky Water District										
Bank Transaction Entry									\$30.00	
Bank Transaction Entry									\$45.00	
Bank Transaction Entry									\$15.00	
Bank Transaction Entry									\$9,474.30	
Bank Transaction Entry									\$15.00	
Bank Transaction Entry									\$27.00	
Bank Transaction Entry									\$15.00	
Bank Transaction Entry									\$5,401.10	
Totals:				Account:	474-0008-000	Net Change	Ending Balance	\$12,430.92	\$33,220.00	
Description:				Commission On Sales Tax	Beginning Balance:	(\$20,789.08)	(\$27,809.38)			
Distribution Reference					Orig. Master Number	Orig. Master Name				
Bank Transaction Entry					DAJ000037167				\$50.00	
Bank Transaction Entry					DAJ000037393				\$50.00	
Bank Transaction Entry					DAJ000037558				\$50.00	
Bank Transaction Entry					DAJ000037834				\$50.00	
Bank Transaction Entry					DAJ000037935				\$50.00	
Bank Transaction Entry					DAJ000038208				\$50.00	
Net Change										
Ending Balance										

Account:	474-0010-000		Totals:	Account:	474-0009-000	(\$300.00)	(\$600.00)	\$0.00	\$300.00
Trx Date	Jrnl No.	Orig. Audit Trail	Description:	Material Sold	Beginning Balance:	(\$34,985.24)			
8/11/2017	343,556	CMTRX00008135	Distribution Reference		Orig. Master Number	Orig. Master Name		Debit	Credit
8/25/2017	343,875	GLTRX00044605	Bank Transaction Entry		RCT000037360				\$4,288.00
8/25/2017	343,876	GLTRX00044605							\$2,658.64
8/25/2017	343,877	GLTRX00044605							\$593.38
8/25/2017	343,878	GLTRX00044605							\$394.57
8/25/2017	343,879	GLTRX00044605							\$252.53
8/25/2017	343,880	GLTRX00044605							\$377.32
8/25/2017	343,881	GLTRX00044605							\$435.55
8/25/2017	343,882	GLTRX00044605							\$369.61
8/25/2017	343,883	GLTRX00044605							\$425.80
8/25/2017	343,884	GLTRX00044605							\$2,430.22
8/29/2017	344,135	CMTRX00008149	Bank Transaction Entry		RCT000037455				\$298.30
9/15/2017	344,655	GLTRX00044755							\$7,256.35
10/3/2017	345,786	CMTRX00008181	Bank Transaction Entry		RCT000037732				\$791.25
10/6/2017	345,756	GLTRX00044877							\$4,382.72
10/6/2017	345,766	GLTRX00044891							\$312.16
10/16/2017	346,153	GLTRX00044931						\$300.00	\$440.09
10/17/2017	346,490	CMTRX00008194	Bank Transaction Entry		RCT000037807				\$2,217.72
12/13/2017	349,146	CMTRX00008248	Bank Transaction Entry		RCT000038207				\$2,150.09
12/15/2017	348,920	GLTRX00045270							\$394.57
12/15/2017	348,921	GLTRX00045270							\$2,267.34
12/15/2017	348,922	GLTRX00045270							\$684.75
12/15/2017	348,923	GLTRX00045270							\$427.54
12/15/2017	348,924	GLTRX00045270							\$328.64
12/15/2017	348,925	GLTRX00045270							\$443.25
12/15/2017	348,926	GLTRX00045270							\$33.07
12/15/2017	348,927	GLTRX00045270							\$2,362.95
12/15/2017	348,928	GLTRX00045270							\$2,310.26
12/15/2017	348,929	GLTRX00045270							\$66.14
12/15/2017	348,930	GLTRX00045270							\$2,888.23
12/21/2017	349,450	CMTRX00008255	Bank Transaction Entry		RCT000038252				\$1,750.85
12/21/2017	349,450	CMTRX00008255	Bank Transaction Entry		RCT000038252				\$4,236.80
			Totals:	Account:	474-0010-000	Net Change	Ending Balance	\$300.00	\$48,268.69
Account:	474-0015-000		Description:	Miscellaneous Income	Beginning Balance:	(\$47,968.69)	(\$82,953.93)		
Trx Date	Jrnl No.	Orig. Audit Trail	Distribution Reference		Orig. Master Number	Orig. Master Name		Debit	Credit
9/21/2017	345,248	PMTRX00011205	Purchases		FIRE HYDRANT 1863	O'Rourke Wrecking Co			\$25.00
9/28/2017	345,183	GLTRX00044805							\$460.00
10/6/2017	345,951	CMTRX00008185	Bank Transaction Entry		RCT000037754				\$35.00
10/25/2017	346,593	GLTRX00044981							\$50.00
11/22/2017	347,821	GLTRX00045136							\$50.00
11/27/2017	348,081	PMTRX00011276	Purchases		FIRE HYDRANT 1889	Prus Construction			\$50.00
			Totals:	Account:	474-0015-000	Net Change	Ending Balance	\$0.00	\$670.00
System:	HISTORICAL DETAILED T 10/5/2018		10:45:50 AM	Page:	237	User Date:	10/5/2018	User ID:	skampsen
N Ky Water District			Description:	Income - Grant Revenue	Beginning Balance:	\$0.00			
Account:	474-0016-000		Distribution Reference		Orig. Master Number	Orig. Master Name		Debit	Credit
Trx Date	Jrnl No.	Orig. Audit Trail							\$237,229.17
12/31/2017	352,712	GLTRX00045803							
			Totals:	Account:	474-0016-000	Net Change	Ending Balance	\$0.00	\$237,229.17
Account:	479-0002-000		Description:	Contributed Capital - Water Service	Beginning Balance:	(\$237,229.17)	(\$237,229.17)		
Trx Date	Jrnl No.	Orig. Audit Trail	Distribution Reference		Orig. Master Number	Orig. Master Name		Debit	Credit
7/3/2017	342,143	CMTRX00008103	Bank Transaction Entry		RCT000037099				\$1,500.00
7/5/2017	342,157	CMTRX00008104	Bank Transaction Entry		RCT000037113				\$750.00
7/6/2017	342,165	CMTRX00008105	Bank Transaction Entry		RCT000037121				\$3,000.00
7/7/2017	342,172	CMTRX00008106	Bank Transaction Entry		RCT000037128				\$750.00
7/11/2017	342,188	CMTRX00008108	Bank Transaction Entry		RCT000037144				\$1,500.00
7/12/2017	341,857	PMTRX00011115	Purchases		REFUND WSC 37034	Truth Homes Inc		\$750.00	
7/12/2017	342,195	CMTRX00008109	Bank Transaction Entry		RCT000037151				\$6,750.00
7/13/2017	342,203	CMTRX00008110	Bank Transaction Entry		RCT000037159				\$750.00

7/14/2017	342,210	CMTRX00008111	Bank Transaction Entry	RCT000037166				\$750.00	
7/18/2017	341,871	GLTRX00044361						\$640.98	
7/18/2017	342,333	CMTRX00008114	Bank Transaction Entry	RCT000037177				\$750.00	
7/18/2017	342,339	CMTRX00008114	Bank Transaction Entry	RCT000037183				\$1,500.00	
7/20/2017	342,354	CMTRX00008116	Bank Transaction Entry	RCT000037198				\$1,500.00	
7/21/2017	342,361	CMTRX00008117	Bank Transaction Entry	RCT000037205				\$2,250.00	
7/24/2017	342,369	CMTRX00008118	Bank Transaction Entry	RCT000037213				\$3,750.00	
7/25/2017	342,623	CMTRX00008119	Bank Transaction Entry	RCT000037221				\$3,750.00	
7/28/2017	342,645	CMTRX00008122	Bank Transaction Entry	RCT000037243				\$1,100.00	
7/31/2017	342,653	CMTRX00008123	Bank Transaction Entry	RCT000037251				\$3,000.00	
8/1/2017	343,082	PMTRX00011147	Purchases	WSC 36962	Pritchard, Jean		\$750.00		
8/1/2017	343,167	CMTRX00008126	Bank Transaction Entry	RCT000037299				\$750.00	
8/3/2017	342,817	PMTRX00011140	Purchases	REFUND WSC 37016	Creech, Kevin		\$350.00		
8/4/2017	343,182	CMTRX00008129	Bank Transaction Entry	RCT000037314				\$750.00	
8/4/2017	343,187	CMTRX00008129	Bank Transaction Entry	RCT000037319				\$3,000.00	
8/7/2017	343,196	CMTRX00008130	Bank Transaction Entry	RCT000037328				\$1,500.00	
8/8/2017	343,534	CMTRX00008132	Bank Transaction Entry	RCT000037338				\$1,500.00	
8/9/2017	343,535	CMTRX00008133	Bank Transaction Entry	RCT000037339				\$750.00	
8/10/2017	343,542	CMTRX00008134	Bank Transaction Entry	RCT000037346				\$750.00	
8/16/2017	343,580	CMTRX00008138	Bank Transaction Entry	RCT000037384				\$2,250.00	
8/18/2017	343,941	CMTRX00008142	Bank Transaction Entry	RCT000037401				\$2,250.00	
8/21/2017	343,942	CMTRX00008143	Bank Transaction Entry	RCT000037402				\$2,000.00	
8/21/2017	343,943	CMTRX00008143	Bank Transaction Entry	RCT000037403				\$4,250.00	
8/22/2017	343,761	PMTRX00011163	Purchases	REFUND WSC 37326	Steinke, Paige		\$400.00		
8/22/2017	343,956	CMTRX00008144	Bank Transaction Entry	RCT000037416				\$4,250.00	
8/23/2017	343,964	CMTRX00008145	Bank Transaction Entry	RCT000037424				\$750.00	
8/24/2017	344,013	CMTRX00008146	Bank Transaction Entry	RCT000037431				\$1,500.00	
8/25/2017	344,020	CMTRX00008147	Bank Transaction Entry	RCT000037438				\$750.00	
8/29/2017	344,135	CMTRX00008149	Bank Transaction Entry	RCT000037455				\$2,250.00	
8/30/2017	344,136	CMTRX00008150	Bank Transaction Entry	RCT000037456				\$1,500.00	
8/30/2017	344,143	CMTRX00008150	Bank Transaction Entry	RCT000037463				\$1,500.00	
8/31/2017	344,036	GLTRX00044630					\$1,856.96		
8/31/2017	344,110	GLTRX00044639						\$2,694.65	
9/1/2017	344,604	CMTRX00008155	Bank Transaction Entry	RCT000037525				\$5,250.00	
9/5/2017	344,612	CMTRX00008156	Bank Transaction Entry	RCT000037533				\$750.00	
9/6/2017	344,620	CMTRX00008157	Bank Transaction Entry	RCT000037541				\$750.00	
9/7/2017	344,627	CMTRX00008158	Bank Transaction Entry	RCT000037548				\$1,500.00	
9/11/2017	345,071	CMTRX00008163	Bank Transaction Entry	RCT000037561				\$1,500.00	
9/11/2017	345,078	CMTRX00008163	Bank Transaction Entry	RCT000037568				\$3,000.00	
9/12/2017	345,087	GLTRX00044798						\$750.00	
9/14/2017	345,097	CMTRX00008166	Bank Transaction Entry	RCT000037586				\$750.00	
9/14/2017	345,103	CMTRX00008166	Bank Transaction Entry	RCT000037592				\$750.00	
9/18/2017	345,361	CMTRX00008168	Bank Transaction Entry	RCT000037607				\$1,500.00	
9/20/2017	345,380	CMTRX00008170	Bank Transaction Entry	RCT000037622				\$1,500.00	
9/21/2017	345,387	CMTRX00008171	Bank Transaction Entry	RCT000037629				\$4,500.00	
9/22/2017	345,394	CMTRX00008172	Bank Transaction Entry	RCT000037636				\$1,500.00	
9/25/2017	345,396	CMTRX00008173	Bank Transaction Entry	RCT000037638				\$750.00	
9/25/2017	345,650	PMTRX00011211	Purchases	REFUND WSC 37386	Habitat for Humanity		\$750.00		
9/26/2017	345,640	PMTRX00011211	Purchases	REFUND WSC 37360	Continental Technologies, LLC		\$750.00		
9/27/2017	345,412	CMTRX00008175	Bank Transaction Entry	RCT000037654				\$750.00	
9/27/2017	345,418	CMTRX00008175	Bank Transaction Entry	RCT000037660				\$1,850.00	
9/28/2017	345,426	CMTRX00008176	Bank Transaction Entry	RCT000037668				\$750.00	
9/29/2017	345,433	CMTRX00008177	Bank Transaction Entry	RCT000037675				\$750.00	
10/2/2017	345,772	CMTRX00008180	Bank Transaction Entry	RCT000037718				\$2,000.00	
10/2/2017	345,773	CMTRX00008180	Bank Transaction Entry	RCT000037719				\$750.00	
System:	HISTORICAL DETAILED T 10/5/2018		10:45:50 AM	Page:	238	User Date:	10/5/2018	User ID:	skampsen
N Ky Water District									
10/2/2017	345,778	CMTRX00008180	Bank Transaction Entry	RCT000037724				\$750.00	
10/3/2017	345,664	PMTRX00011211	Purchases	REFUND WSC 37391	Rust, Scott		\$750.00		
10/3/2017	345,755	GLTRX00044876						\$1,124.90	
10/3/2017	345,786	CMTRX00008181	Bank Transaction Entry	RCT000037732				\$750.00	
10/4/2017	345,795	CMTRX00008182	Bank Transaction Entry	RCT000037740				\$750.00	
10/5/2017	345,810	CMTRX00008184	Bank Transaction Entry	RCT000037746				\$3,350.00	
10/6/2017	345,946	CMTRX00008185	Bank Transaction Entry	RCT000037749				\$750.00	

10/6/2017	345,951	CMTRX00008185	Bank Transaction Entry	RCT000037754			\$750.00	
10/9/2017	345,952	CMTRX00008186	Bank Transaction Entry	RCT000037755			\$750.00	
10/9/2017	345,958	CMTRX00008186	Bank Transaction Entry	RCT000037761			\$2,600.00	
10/10/2017	345,984	CMTRX00008187	Bank Transaction Entry	RCT000037768			\$750.00	
10/11/2017	346,191	CMTRX00008189	Bank Transaction Entry	RCT000037777			\$750.00	
10/12/2017	346,198	CMTRX00008190	Bank Transaction Entry	RCT000037784			\$750.00	
10/13/2017	346,199	CMTRX00008191	Bank Transaction Entry	RCT000037785			\$750.00	
10/13/2017	346,200	CMTRX00008191	Bank Transaction Entry	RCT000037786			\$1,100.00	
10/13/2017	346,205	CMTRX00008191	Bank Transaction Entry	RCT000037791			\$1,500.00	
10/16/2017	346,206	CMTRX00008192	Bank Transaction Entry	RCT000037792			\$2,000.00	
10/17/2017	346,490	CMTRX00008194	Bank Transaction Entry	RCT000037807			\$6,750.00	
10/19/2017	346,513	CMTRX00008197	Bank Transaction Entry	RCT000037825			\$750.00	
10/20/2017	346,521	CMTRX00008198	Bank Transaction Entry	RCT000037833			\$1,500.00	
10/23/2017	346,774	CMTRX00008200	Bank Transaction Entry	RCT000037842			\$4,500.00	
10/25/2017	346,522	GLTRX00044979					\$874.89	
10/25/2017	346,523	GLTRX00044979					\$2,934.70	
10/25/2017	346,783	CMTRX00008202	Bank Transaction Entry	RCT000037851			\$750.00	
10/25/2017	347,228	GLTRX00045075					\$750.00	
10/26/2017	346,797	CMTRX00008203	Bank Transaction Entry	RCT000037865			\$3,000.00	
10/27/2017	346,804	CMTRX00008204	Bank Transaction Entry	RCT000037872			\$750.00	
10/30/2017	346,805	CMTRX00008205	Bank Transaction Entry	RCT000037873			\$1,500.00	
10/30/2017	346,813	CMTRX00008205	Bank Transaction Entry	RCT000037881			\$3,350.00	
10/31/2017	346,820	CMTRX00008206	Bank Transaction Entry	RCT000037888			\$2,000.00	
11/1/2017	347,824	CMTRX00008214	Bank Transaction Entry	RCT000037936			\$750.00	
11/1/2017	347,941	GLTRX00045147					\$750.00	
11/2/2017	347,458	PMTRX00011261	Purchases	WSC 37442	Ganesh, Santosh	\$750.00		
11/2/2017	347,873	CMTRX00008215	Bank Transaction Entry	RCT000037943			\$750.00	
11/2/2017	347,879	CMTRX00008215	Bank Transaction Entry	RCT000037949			\$1,500.00	
11/3/2017	347,419	PMTRX00011260	Purchases	WSC 37392	Armstrong, Tamra	\$900.00		
11/3/2017	347,881	CMTRX00008216	Bank Transaction Entry	RCT000037951			\$750.00	
11/6/2017	347,894	CMTRX00008217	Bank Transaction Entry	RCT000037964			\$750.00	
11/7/2017	347,902	CMTRX00008218	Bank Transaction Entry	RCT000037972			\$6,000.00	
11/9/2017	347,423	PMTRX00011260	Purchases	WSC 37232	Bauman, Robert	\$1,100.00		
11/9/2017	348,010	CMTRX00008221	Bank Transaction Entry	RCT000037988			\$1,500.00	
11/10/2017	348,017	CMTRX00008222	Bank Transaction Entry	RCT000037995			\$1,100.00	
11/13/2017	348,018	CMTRX00008223	Bank Transaction Entry	RCT000037996			\$750.00	
11/13/2017	348,019	CMTRX00008223	Bank Transaction Entry	RCT000037997			\$750.00	
11/13/2017	348,024	CMTRX00008223	Bank Transaction Entry	RCT000038002			\$6,350.00	
11/14/2017	348,032	CMTRX00008224	Bank Transaction Entry	RCT000038010			\$5,250.00	
11/15/2017	348,042	CMTRX00008225	Bank Transaction Entry	RCT000038020			\$750.00	
11/16/2017	347,833	PMTRX00011271	Purchases	WSC 37490	Lunsford Custom Homes	\$750.00		
11/16/2017	348,050	CMTRX00008226	Bank Transaction Entry	RCT000038028			\$1,500.00	
11/17/2017	348,096	CMTRX00008227	Bank Transaction Entry	RCT000038029			\$3,000.00	
11/17/2017	348,102	CMTRX00008227	Bank Transaction Entry	RCT000038035			\$750.00	
11/20/2017	347,804	GLTRX00045122					\$1,464.46	
11/20/2017	348,362	CMTRX00008229	Bank Transaction Entry	RCT000038058			\$1,500.00	
11/28/2017	348,394	CMTRX00008233	Bank Transaction Entry	RCT000038090			\$3,000.00	
11/29/2017	348,402	CMTRX00008234	Bank Transaction Entry	RCT000038098			\$1,500.00	
12/1/2017	349,078	CMTRX00008239	Bank Transaction Entry	RCT000038143			\$3,750.00	
12/4/2017	349,085	CMTRX00008240	Bank Transaction Entry	RCT000038150			\$1,162.94	
12/6/2017	349,098	CMTRX00008242	Bank Transaction Entry	RCT000038160			\$750.00	
12/7/2017	349,113	CMTRX00008244	Bank Transaction Entry	RCT000038175			\$750.00	
12/8/2017	349,120	CMTRX00008245	Bank Transaction Entry	RCT000038182			\$3,000.00	
12/11/2017	349,129	CMTRX00008246	Bank Transaction Entry	RCT000038191			\$1,500.00	
12/15/2017	349,419	CMTRX00008251	Bank Transaction Entry	RCT000038221			\$2,250.00	
12/20/2017	349,435	CMTRX00008254	Bank Transaction Entry	RCT000038237			\$1,100.00	
12/21/2017	349,450	CMTRX00008255	Bank Transaction Entry	RCT000038252			\$1,500.00	
12/28/2017	349,566	CMTRX00008257	Bank Transaction Entry	RCT000038267			\$1,100.00	

Account:	479-0003-000		Totals:	Account:	479-0002-000	Net Change	Ending Balance		
Trx Date	Jrnl No.	Orig. Audit Trail	Description:	Contributed Capital - Deferred Assets	Beginning Balance:	(\$196,540.56)	(\$446,017.79)	\$9,856.96	\$206,397.52
			Distribution Reference	Orig. Master Number	Orig. Master Name			Debit	Credit
System:	HISTORICAL DETAILED T 10/5/2018		10:45:50 AM	Page:	239	User Date:	10/5/2018	User ID:	skampsen

N Ky Water District

			Totals:	Account:	479-0003-000	Net Change	Ending Balance	*No transactions for this account*	
Account:	479-0004-000		Description:	Contributed Capital - Subdivision sys	Beginning Balance:	\$0.00	(\$2,031.44)	\$0.00	\$0.00
Trx Date	Jrnl No.	Orig. Audit Trail	Distribution Reference	Bank Transaction Entry	Orig. Master Number	Orig. Master Name		Debit	Credit
9/22/2017	345,394	CMTRX00008172			RCT000037636				\$105,689.60
12/31/2017	351,793	GLTRX00045676							\$632,075.00
			Totals:	Account:	479-0004-000	Net Change	Ending Balance	\$0.00	\$737,764.60
Account:	503-0000-000		Description:	Depreciation Expense	Beginning Balance:	(\$737,764.60)	(\$737,764.60)	\$0.00	\$737,764.60
Trx Date	Jrnl No.	Orig. Audit Trail	Distribution Reference		Orig. Master Number	Orig. Master Name		Debit	Credit
7/1/2017	360,685	GLREV00000010							\$64,060.00
7/31/2017	342,427	GLTRX00044436						\$940,000.00	
8/31/2017	344,114	GLTRX00044641						\$940,000.00	
9/29/2017	345,241	GLTRX00044808						\$940,000.00	
10/27/2017	346,749	GLTRX00044997						\$940,000.00	
11/30/2017	348,107	GLTRX00045168						\$940,000.00	
12/28/2017	349,534	GLTRX00045342						\$940,000.00	
12/31/2017	352,175	GLTRX00045732						\$164,729.04	
12/31/2017	352,303	GLTRX00045753						\$225.46	
			Totals:	Account:	503-0000-000	Net Change	Ending Balance	\$5,804,954.50	\$64,060.00
Account:	506-0001-000		Description:	Amort of Acq. Adj.	Beginning Balance:	\$5,740,894.50	\$11,644,954.50	\$100,560.00	
Trx Date	Jrnl No.	Orig. Audit Trail	Distribution Reference		Orig. Master Number	Orig. Master Name		Debit	Credit
7/31/2017	342,428	GLTRX00044437						\$16,760.00	
8/31/2017	344,115	GLTRX00044642						\$16,760.00	
9/29/2017	345,242	GLTRX00044809						\$16,760.00	
10/27/2017	346,750	GLTRX00044998						\$16,760.00	
11/30/2017	348,108	GLTRX00045169						\$16,760.00	
11/30/2017	348,109	GLTRX00045170						\$0.10	
11/30/2017	348,110	GLTRX00045171							\$0.20
12/28/2017	349,535	GLTRX00045343						\$16,760.00	
			Totals:	Account:	506-0001-000	Net Change	Ending Balance	\$100,560.10	\$0.20
Account:	514-0001-000		Description:	Gain/Loss on Disposition of Assets	Beginning Balance:	\$100,559.90	\$201,119.90	\$100,560.10	\$0.20
Trx Date	Jrnl No.	Orig. Audit Trail	Distribution Reference		Orig. Master Number	Orig. Master Name		Debit	Credit
7/12/2017	342,195	CMTRX00008109			RCT000037151				\$2,221.34
9/8/2017	344,634	CMTRX00008159			RCT000037555				\$3,800.00
9/8/2017	344,634	CMTRX00008159			RCT000037555				\$8,314.96
10/19/2017	346,513	CMTRX00008197			RCT000037825				\$9,888.00
			Totals:	Account:	514-0001-000	Net Change	Ending Balance	\$0.00	\$24,224.30
Account:	527-0001-000		Description:	Interest Expense	Beginning Balance:	(\$24,224.30)	(\$24,224.30)	\$0.00	\$24,224.30
Trx Date	Jrnl No.	Orig. Audit Trail	Distribution Reference		Orig. Master Number	Orig. Master Name		Debit	Credit
7/1/2017	341,868	CMTRX00008102			DAJ000037098			\$6,152.54	
7/31/2017	342,976	GLTRX00044503						\$744,760.02	
8/1/2017	343,642	CMTRX00008140			DAJ000037392			\$6,013.43	
8/1/2017	344,152	GLTRX00044655							\$105,420.58
8/31/2017	344,267	GLTRX00044685						\$744,760.02	
9/1/2017	344,837	CMTRX00008160			DAJ000037556			\$5,873.96	
9/30/2017	345,787	GLTRX00044900						\$744,144.77	
10/1/2017	346,496	CMTRX00008195			DAJ000037808			\$5,734.15	
10/31/2017	347,302	GLTRX00045088						\$749,260.80	
11/1/2017	347,480	CMTRX00008210			DAJ000037932			\$5,593.98	
11/1/2017	348,699	GLTRX00045256							\$44,675.00
11/21/2017	347,924	PMTRX00011273	Purchases		SUB M USDA RD LOAN	U S Dept of Agriculture		\$2,742.00	
11/21/2017	348,115	PMVVR0001349	Purchases		SUB M USDA RD LOAN	U S Dept of Agriculture			\$2,742.00
11/30/2017	348,692	GLTRX00045253						\$750,403.92	
12/1/2017	348,155	PMTRX00011277	Purchases		LOAN SERIES 2014	U S Dept of Agriculture		\$6,790.00	
12/1/2017	349,106	CMTRX00008243			DAJ000038168			\$5,453.47	
12/1/2017	349,702	GLTRX00045368							\$4,047.88
12/31/2017	349,705	GLTRX00045371						\$749,903.02	
12/31/2017	350,200	GLTRX00045446						\$49,825.96	
System:	HISTORICAL DETAILED T 10/5/2018		10:45:50 AM	Page:	240	User Date:	10/5/2018	User ID:	skampsen

N Ky Water District

12/31/2017	350,201	GLTRX00045447							\$6,790.00
12/31/2017	351,773	GLTRX00045649						\$59,126.00	
12/31/2017	351,774	GLTRX00045650							\$2.40
12/31/2017	351,986	GLTRX00045705							\$77,692.00

Account:	527-0002-000		Totals:	Account:	527-0001-000	Net Change	Ending Balance		
Trx Date	Jrnl No.	Orig. Audit Trail	Description:	Deposit Interest Expense	Beginning Balance:	\$4,395,168.18	\$8,128,818.33	\$4,636,538.04	\$241,369.86
7/31/2017	342,675	GLTRX00044477	Distribution Reference		Orig. Master Number	\$52.83			
8/31/2017	344,497	GLTRX00044722			Orig. Master Name			Debit	Credit
9/29/2017	345,765	GLTRX00044890						\$6.53	
10/31/2017	346,892	GLTRX00045031						\$8.76	
11/30/2017	348,412	GLTRX00045229						\$8.16	
12/29/2017	350,090	GLTRX00045425						\$9.30	
12/31/2017	351,978	GLTRX00045704						\$9.24	
								\$5.53	
								\$6,893.34	

Account:	528-0001-000		Totals:	Account:	527-0002-000	Net Change	Ending Balance		
Trx Date	Jrnl No.	Orig. Audit Trail	Description:	Amort. of Bond Discount/Premium	Beginning Balance:	\$6,940.86	\$6,993.69	\$6,940.86	\$0.00
7/31/2017	342,429	GLTRX00044438	Distribution Reference		Orig. Master Number	(\$629,749.14)			
8/31/2017	344,116	GLTRX00044643			Orig. Master Name			Debit	Credit
9/29/2017	345,243	GLTRX00044810						\$119,835.97	
10/27/2017	346,751	GLTRX00044999						\$119,835.97	
11/30/2017	348,111	GLTRX00045172						\$119,835.97	
12/28/2017	349,536	GLTRX00045344						\$119,835.97	

Account:	528-0002-000		Totals:	Account:	528-0001-000	Net Change	Ending Balance		
Trx Date	Jrnl No.	Orig. Audit Trail	Description:	Amort. of Bond Issue Costs	Beginning Balance:	(\$719,015.82)	(\$1,348,764.96)	\$0.00	\$719,015.82
8/31/2017	344,387	GLTRX00044705	Distribution Reference		Orig. Master Number	\$56,757.54		Debit	Credit
12/6/2017	348,591	PMTRX00011290	Purchases		SERVICES 12/11/17			\$11,084.36	
12/6/2017	348,608	PMTRX00011290	Purchases		INVOICE 12/11/17			\$250.00	
12/7/2017	348,954	PMTRX00011301	Purchases		181121			\$1,000.00	

Account:	529-0003-000		Totals:	Account:	528-0002-000	Net Change	Ending Balance		
Trx Date	Jrnl No.	Orig. Audit Trail	Description:	Gain/Loss on Early Ext.of Debt	Beginning Balance:	\$9,150.27	\$65,907.81	\$12,334.36	\$3,184.09
7/31/2017	342,431	GLTRX00044440	Distribution Reference		Orig. Master Number	\$193,713.06		Debit	Credit
8/31/2017	344,118	GLTRX00044645			Orig. Master Name			\$32,285.51	
9/29/2017	345,245	GLTRX00044812						\$32,285.51	
10/27/2017	346,753	GLTRX00045001						\$32,285.51	
11/30/2017	348,113	GLTRX00045174						\$32,285.51	
12/28/2017	349,538	GLTRX00045346						\$32,285.51	

Account:	530-0001-000		Totals:	Account:	529-0003-000	Net Change	Ending Balance		
Trx Date	Jrnl No.	Orig. Audit Trail	Description:	Loss on Abandonment of Mains	Beginning Balance:	\$193,713.06	\$387,426.12	\$193,713.06	\$0.00
12/31/2017	351,794	GLTRX00045677	Distribution Reference		Orig. Master Number	\$0.00		Debit	Credit
12/31/2017	351,795	GLTRX00045677			Orig. Master Name			\$323,957.79	
12/31/2017	351,796	GLTRX00045677						\$97,911.59	
12/31/2017	351,797	GLTRX00045677						\$78,019.11	
								\$14,744.94	

Account:	601-3100-001		Totals:	Account:	530-0001-000	Net Change	Ending Balance		
Trx Date	Jrnl No.	Orig. Audit Trail	Description:	Labor Ops. - FTTP	Beginning Balance:	\$514,633.43	\$514,633.43	\$514,633.43	\$0.00
7/1/2017	341,374	GLREV00044313	Distribution Reference		Orig. Master Number	\$265,257.06		Debit	Credit
7/31/2017	342,214	GLTRX00044407			Orig. Master Name			\$42,693.33	
7/31/2017	342,981	GLTRX00044506						\$14,065.14	
8/1/2017	342,981	GLREV00044506							\$14,065.14
8/31/2017	343,722	GLTRX00044594						\$41,282.29	

9/1/2017	344,209	GLREV00044666							
9/28/2017	345,171	GLTRX00044803						\$53,017.62	
9/30/2017	345,483	GLTRX00044863						\$10,369.17	
10/1/2017	345,483	GLREV00044863							\$10,369.17
10/26/2017	346,614	GLTRX00044984						\$40,997.39	
10/31/2017	347,172	GLTRX00045067						\$14,816.02	
11/1/2017	347,172	GLREV00045067							\$14,816.02
11/30/2017	348,105	GLTRX00045167						\$43,901.77	
11/30/2017	348,417	GLTRX00045233						\$23,028.45	
12/1/2017	348,417	GLREV00045233							\$23,028.45
12/29/2017	349,550	GLTRX00045354						\$60,822.58	
12/29/2017	350,098	GLTRX00045444						\$15,002.98	
12/31/2017	333,211	GLREV00043255							\$77,486.27
12/31/2017	350,335	GLTRX00045469						\$76,517.47	

Account: 601-3100-002			Totals:	Account:	601-3100-001	Net Change	Ending Balance		
Trx Date	Jrnl No.	Orig. Audit Trail	Description:	Labor - TMTP	Beginning Balance:	\$288,291.26	\$553,548.32	\$454,736.85	\$166,445.59
7/1/2017	341,374	GLREV00044313	Distribution Reference		Orig. Master Number	\$65,611.30			
7/31/2017	342,214	GLTRX00044407			Orig. Master Name			Debit	Credit
7/31/2017	342,981	GLTRX00044506						\$10,822.65	\$2,368.82
8/1/2017	342,981	GLREV00044506						\$4,030.29	
8/31/2017	343,722	GLTRX00044594							\$4,030.29
8/31/2017	344,209	GLTRX00044666						\$10,749.97	
9/1/2017	344,209	GLREV00044666						\$4,068.07	
9/28/2017	345,171	GLTRX00044803						\$11,923.09	
9/30/2017	345,483	GLTRX00044863						\$2,544.00	
10/1/2017	345,483	GLREV00044863							\$2,544.00
10/26/2017	346,614	GLTRX00044984						\$10,206.40	
10/31/2017	347,172	GLTRX00045067						\$3,643.57	
11/1/2017	347,172	GLREV00045067							\$3,643.57
11/30/2017	348,105	GLTRX00045167						\$10,275.66	
11/30/2017	348,417	GLTRX00045233						\$5,441.27	
12/1/2017	348,417	GLREV00045233							\$5,441.27
12/29/2017	349,550	GLTRX00045354						\$14,270.87	
12/29/2017	350,098	GLTRX00045444						\$1,526.79	
12/31/2017	333,211	GLREV00043255							\$9,144.01
12/31/2017	350,335	GLTRX00045469						\$9,554.13	

Account: 601-3100-003			Totals:	Account:	601-3100-002	Net Change	Ending Balance		
Trx Date	Jrnl No.	Orig. Audit Trail	Description:	Labor - Laboratory	Beginning Balance:	\$67,816.73	\$133,428.03	\$99,056.76	\$31,240.03
7/1/2017	341,374	GLREV00044313	Distribution Reference		Orig. Master Number	\$247,089.98			
7/31/2017	342,214	GLTRX00044407			Orig. Master Name			Debit	Credit
7/31/2017	342,981	GLTRX00044506						\$38,826.29	\$8,330.63
8/1/2017	342,981	GLREV00044506						\$12,551.32	
8/31/2017	343,722	GLTRX00044594							\$12,551.32
8/31/2017	344,209	GLTRX00044666						\$38,955.76	
9/1/2017	344,209	GLREV00044666						\$15,795.74	
9/28/2017	345,171	GLTRX00044803						\$47,613.70	
9/30/2017	345,483	GLTRX00044863						\$9,986.47	
10/1/2017	345,483	GLREV00044863							\$9,986.47
10/26/2017	346,614	GLTRX00044984						\$40,038.02	
10/31/2017	347,172	GLTRX00045067						\$14,318.98	
11/1/2017	347,172	GLREV00045067							\$14,318.98
11/30/2017	348,105	GLTRX00045167						\$39,447.47	
11/30/2017	348,417	GLTRX00045233						\$21,602.25	
12/1/2017	348,417	GLREV00045233							\$21,602.25
12/29/2017	349,550	GLTRX00045354						\$56,915.56	
12/29/2017	350,098	GLTRX00045444						\$11,578.89	
12/31/2017	333,211	GLREV00043255							\$58,478.46
12/31/2017	350,335	GLTRX00045469						\$62,506.99	

Totals:	Account:	601-3100-003	Net Change	Ending Balance		
			\$269,073.59	\$516,163.57	\$410,137.44	\$141,063.85



Account:	601-3100-029	Description:	Labor-Memorial Pkwy. Treatment Pl	Beginning Balance:	\$122,900.32			
Trx Date	Jrnl No.	Orig. Audit Trail	Distribution Reference	Orig. Master Number	Orig. Master Name	10/5/2018	Debit	Credit
System:	HISTORICAL DETAILED T 10/5/2018		10:45:50 AM	242	User Date:		User ID:	skampsen
N Ky Water District								
7/1/2017	341,374	GLREV00044313						\$4,422.21
7/31/2017	342,214	GLTRX00044407					\$19,789.01	
7/31/2017	342,981	GLTRX00044506					\$5,407.81	
8/1/2017	342,981	GLREV00044506						\$5,407.81
8/31/2017	343,722	GLTRX00044594					\$18,255.03	
8/31/2017	344,209	GLTRX00044666					\$8,535.37	
9/1/2017	344,209	GLREV00044666						\$8,535.37
9/28/2017	345,171	GLTRX00044803					\$21,318.28	
9/30/2017	345,483	GLTRX00044863					\$2,517.31	
10/1/2017	345,483	GLREV00044863						\$2,517.31
10/26/2017	346,614	GLTRX00044984					\$10,860.39	
10/31/2017	347,172	GLTRX00045067					\$4,270.65	
11/1/2017	347,172	GLREV00045067						\$4,270.65
11/30/2017	348,105	GLTRX00045167					\$11,869.17	
11/30/2017	348,417	GLTRX00045233					\$6,851.85	
12/1/2017	348,417	GLREV00045233						\$6,851.85
12/29/2017	349,550	GLTRX00045354					\$16,886.95	
12/29/2017	350,098	GLTRX00045444					\$3,423.46	
12/31/2017	333,211	GLREV00043255						\$18,571.09
12/31/2017	350,335	GLTRX00045469					\$19,270.00	
<b>Totals:</b>				<b>Account:</b>	601-3100-029	<b>Net Change</b>	<b>Ending Balance</b>	
<b>Description:</b>				<b>Labor Maint. - FTTP</b>	<b>Beginning Balance:</b>	\$98,678.99	\$221,579.31	\$149,255.28
<b>Distribution Reference</b>					<b>Orig. Master Number</b>	\$325,119.21		\$50,576.29
					<b>Orig. Master Name</b>			
Account: 601-4100-001								
7/1/2017	341,374	GLREV00044313						\$10,800.93
7/31/2017	342,214	GLTRX00044407					\$12,530.48	
7/31/2017	342,214	GLTRX00044407					\$37,061.87	
7/31/2017	342,981	GLTRX00044506					\$21,694.87	
8/1/2017	342,981	GLREV00044506						\$21,694.87
8/31/2017	343,722	GLTRX00044594					\$36,751.05	
8/31/2017	343,722	GLTRX00044594					\$34,032.42	
8/31/2017	344,209	GLTRX00044666					\$15,212.76	
9/1/2017	344,209	GLREV00044666						\$15,212.76
9/28/2017	345,171	GLTRX00044803					\$15,230.30	
9/28/2017	345,171	GLTRX00044803					\$33,106.42	
9/30/2017	345,483	GLTRX00044863					\$10,073.98	
10/1/2017	345,483	GLREV00044863						\$10,073.98
10/26/2017	346,614	GLTRX00044984					\$19,702.82	
10/26/2017	346,614	GLTRX00044984					\$21,211.14	
10/31/2017	347,172	GLTRX00045067					\$14,351.59	
11/1/2017	347,172	GLREV00045067						\$14,351.59
11/30/2017	348,105	GLTRX00045167					\$18,237.67	
11/30/2017	348,105	GLTRX00045167					\$20,974.36	
11/30/2017	348,417	GLTRX00045233					\$36,903.72	
12/1/2017	348,417	GLREV00045233						\$36,903.72
12/29/2017	349,550	GLTRX00045354					\$44,892.55	
12/29/2017	349,550	GLTRX00045354					\$27,409.23	
12/29/2017	350,098	GLTRX00045444					\$9,118.29	
<b>Totals:</b>				<b>Account:</b>	601-4100-001	<b>Net Change</b>	<b>Ending Balance</b>	
<b>Description:</b>				<b>Labor Maint. - TMTP</b>	<b>Beginning Balance:</b>	\$319,457.67	\$644,576.88	\$428,495.52
<b>Distribution Reference</b>					<b>Orig. Master Number</b>	\$198.64		\$109,037.85
					<b>Orig. Master Name</b>			
Account: 601-4100-002								
7/1/2017	341,374	GLREV00044313						\$0.00
7/31/2017	342,214	GLTRX00044407						\$0.00
7/31/2017	342,981	GLTRX00044506						\$0.00
<b>Totals:</b>				<b>Account:</b>	601-4100-002	<b>Net Change</b>	<b>Ending Balance</b>	<b>*No transactions for this account*</b>
<b>Description:</b>				<b>Labor - Instrumentation</b>	<b>Beginning Balance:</b>	\$0.00	\$198.64	\$0.00
<b>Distribution Reference</b>					<b>Orig. Master Number</b>	\$115,592.29		\$0.00
					<b>Orig. Master Name</b>			
Account: 601-4100-020								
7/1/2017	341,374	GLREV00044313						\$3,696.61
7/31/2017	342,214	GLTRX00044407					\$17,795.46	
7/31/2017	342,981	GLTRX00044506					\$5,579.97	

8/1/2017	342,981	GLREV00044506							
8/31/2017	343,722	GLTRX00044594						\$17,561.83	
8/31/2017	344,209	GLTRX00044666						\$7,510.78	
9/1/2017	344,209	GLREV00044666							\$7,510.78
9/28/2017	345,171	GLTRX00044803						\$24,667.55	
9/30/2017	345,483	GLTRX00044863						\$5,875.84	
10/1/2017	345,483	GLREV00044863							\$5,875.84
System:	HISTORICAL DETAILED T 10/5/2018		10:45:50 AM	Page:	243	User Date:	10/5/2018	User ID:	skampsen
N Ky Water District									
10/26/2017	346,614	GLTRX00044984						\$22,313.37	
10/31/2017	347,172	GLTRX00045067						\$7,356.23	
11/1/2017	347,172	GLREV00045067							\$7,356.23
11/30/2017	348,105	GLTRX00045167						\$20,697.39	
11/30/2017	348,417	GLTRX00045233						\$11,149.48	
12/1/2017	348,417	GLREV00045233							\$11,149.48
12/29/2017	349,550	GLTRX00045354						\$29,610.27	
12/29/2017	350,098	GLTRX00045444						\$6,314.47	
12/31/2017	333,211	GLREV00043255							\$10,678.62
12/31/2017	350,335	GLTRX00045469						\$13,755.90	
Account:	601-4100-029		Totals:	Account:	601-4100-020		Net Change	Ending Balance	
Trx Date	Jrnl No.	Orig. Audit Trail	Description:	Labor - Maint MPTP	Beginning Balance:		\$138,341.01	\$253,933.30	\$190,188.54
8/31/2017	344,209	GLTRX00044666	Distribution Reference		Orig. Master Number		\$2,582.32		\$51,847.53
9/1/2017	344,209	GLREV00044666			Orig. Master Name				
9/28/2017	345,171	GLTRX00044803						\$198.64	\$198.64
Account:	601-5101-030		Totals:	Account:	601-4100-029		Net Change	Ending Balance	
Trx Date	Jrnl No.	Orig. Audit Trail	Description:	Operations Labor - Engineering	Beginning Balance:		\$198.64	\$2,780.96	\$397.28
7/1/2017	341,374	GLREV00044313	Distribution Reference		Orig. Master Number		\$204,126.11		\$198.64
7/31/2017	342,214	GLTRX00044407			Orig. Master Name				
7/31/2017	342,981	GLTRX00044506						\$33,489.77	\$6,132.39
8/1/2017	342,981	GLREV00044506						\$11,230.64	\$11,230.64
8/31/2017	343,722	GLTRX00044594						\$32,287.65	
8/31/2017	344,209	GLTRX00044666						\$13,311.35	
9/1/2017	344,209	GLREV00044666							\$13,311.35
9/14/2017	344,636	GLTRX00044747						\$162.75	
9/15/2017	344,655	GLTRX00044755						\$1,522.75	
9/28/2017	345,171	GLTRX00044803						\$34,501.92	
9/30/2017	345,483	GLTRX00044863						\$5,642.69	
10/1/2017	345,483	GLREV00044863							\$5,642.69
10/26/2017	346,614	GLTRX00044984						\$21,781.26	
10/31/2017	347,172	GLTRX00045067						\$12,209.53	
11/1/2017	347,172	GLREV00045067							\$12,209.53
11/30/2017	348,105	GLTRX00045167						\$32,394.55	
11/30/2017	348,417	GLTRX00045233						\$15,952.73	
12/1/2017	348,417	GLREV00045233							\$15,952.73
12/29/2017	349,550	GLTRX00045354						\$38,323.24	
12/29/2017	350,098	GLTRX00045444						\$24,288.00	
12/31/2017	333,211	GLREV00043255							\$129,134.12
12/31/2017	350,335	GLTRX00045469						\$87,433.98	
Account:	601-5101-031		Totals:	Account:	601-5101-030		Net Change	Ending Balance	
Trx Date	Jrnl No.	Orig. Audit Trail	Description:	Operations Labor - Distribution	Beginning Balance:		\$167,548.36	\$371,674.47	\$362,847.31
10/26/2017	346,614	GLTRX00044984	Distribution Reference		Orig. Master Number		\$0.00		
12/29/2017	350,098	GLTRX00045444			Orig. Master Name				
Account:	601-5101-033		Totals:	Account:	601-5101-031		Net Change	Ending Balance	
Trx Date	Jrnl No.	Orig. Audit Trail	Description:	Labor - Flushing	Beginning Balance:		\$106.00	\$106.00	\$106.00
7/1/2017	341,374	GLREV00044313	Distribution Reference		Orig. Master Number		\$23,752.94		\$0.00
7/31/2017	342,214	GLTRX00044407			Orig. Master Name				
								\$6,220.40	\$1,814.13

7/31/2017	342,981	GLTRX00044506					\$2,844.89	
8/1/2017	342,981	GLREV00044506						\$2,844.89
8/31/2017	343,722	GLTRX00044594					\$8,115.57	
8/31/2017	344,209	GLTRX00044666					\$3,066.03	
9/1/2017	344,209	GLREV00044666						\$3,066.03
9/28/2017	345,171	GLTRX00044803					\$7,424.95	
9/30/2017	345,483	GLTRX00044863					\$1,879.88	
10/1/2017	345,483	GLREV00044863						\$1,879.88
10/26/2017	346,614	GLTRX00044984					\$6,785.53	
10/31/2017	347,172	GLTRX00045067					\$2,951.92	
System:	HISTORICAL DETAILED T 10/5/2018		10:45:50 AM	Page:	244	User Date:	10/5/2018	User ID: skampsen
N Ky Water District								
11/1/2017	347,172	GLREV00045067						\$2,951.92
11/30/2017	348,105	GLTRX00045167					\$6,872.87	

Account: 601-5102-030			Totals:	Account: 601-5101-033	Net Change \$33,605.19	Ending Balance \$57,358.13	\$46,162.04	\$12,556.85
Trx Date	Jrnl No.	Orig. Audit Trail	Description:	Clerk Labor - Engineering	Beginning Balance: \$38,553.68		Debit	Credit
7/1/2017	341,374	GLREV00044313	Distribution Reference	Orig. Master Number	Orig. Master Name			\$1,262.67
7/31/2017	342,214	GLTRX00044407					\$6,044.18	
7/31/2017	342,981	GLTRX00044506					\$1,910.26	
8/1/2017	342,981	GLREV00044506						\$1,910.26
8/31/2017	343,722	GLTRX00044594					\$5,864.04	
8/31/2017	344,209	GLTRX00044666					\$2,558.53	
9/1/2017	344,209	GLREV00044666						\$2,558.53
9/28/2017	345,171	GLTRX00044803					\$7,531.75	
9/30/2017	345,483	GLTRX00044863					\$1,506.30	
10/1/2017	345,483	GLREV00044863						\$1,506.30
10/26/2017	346,614	GLTRX00044984					\$5,926.16	
10/31/2017	347,172	GLTRX00045067					\$2,148.47	
11/1/2017	347,172	GLREV00045067						\$2,148.47
11/30/2017	348,105	GLTRX00045167					\$5,811.90	
11/30/2017	348,417	GLTRX00045233					\$3,090.22	
12/1/2017	348,417	GLREV00045233						\$3,090.22
12/29/2017	349,550	GLTRX00045354					\$8,053.09	
12/29/2017	350,098	GLTRX00045444					\$1,749.60	

Account: 601-5102-031			Totals:	Account: 601-5102-030	Net Change \$39,718.05	Ending Balance \$78,271.73	\$52,194.50	\$12,476.45
Trx Date	Jrnl No.	Orig. Audit Trail	Description:	Clerk Labor - Distribution	Beginning Balance: \$17,301.39		Debit	Credit
7/1/2017	341,374	GLREV00044313	Distribution Reference	Orig. Master Number	Orig. Master Name			\$563.31
7/31/2017	342,214	GLTRX00044407					\$2,628.80	
7/31/2017	342,981	GLTRX00044506					\$844.97	
8/1/2017	342,981	GLREV00044506						\$844.97
8/31/2017	343,722	GLTRX00044594					\$2,634.96	
8/31/2017	344,209	GLTRX00044666					\$1,132.79	
9/1/2017	344,209	GLREV00044666						\$1,132.79
9/28/2017	345,171	GLTRX00044803					\$3,292.17	
9/30/2017	345,483	GLTRX00044863					\$669.52	
10/1/2017	345,483	GLREV00044863						\$669.52
10/26/2017	346,614	GLTRX00044984					\$2,653.45	
10/31/2017	347,172	GLTRX00045067					\$938.86	
11/1/2017	347,172	GLREV00045067						\$938.86
11/30/2017	348,105	GLTRX00045167					\$2,628.80	
11/30/2017	348,417	GLTRX00045233					\$1,596.06	
12/1/2017	348,417	GLREV00045233						\$1,596.06
12/29/2017	349,550	GLTRX00045354					\$3,943.20	
12/29/2017	350,098	GLTRX00045444					\$753.94	

Account: 601-5103-030			Totals:	Account: 601-5102-031	Net Change \$17,972.01	Ending Balance \$35,273.40	\$23,717.52	\$5,745.51
Trx Date	Jrnl No.	Orig. Audit Trail	Description:	Engineering Supervisor	Beginning Balance: \$201,701.16		Debit	Credit
7/1/2017	341,374	GLREV00044313	Distribution Reference	Orig. Master Number	Orig. Master Name			\$6,336.46
7/31/2017	342,214	GLTRX00044407					\$29,570.16	

7/31/2017	342,981	GLTRX00044506					\$9,504.69	
8/1/2017	342,981	GLREV00044506						\$9,504.69
8/31/2017	343,722	GLTRX00044594					\$29,571.34	
8/31/2017	344,209	GLTRX00044666					\$12,674.95	
9/1/2017	344,209	GLREV00044666						\$12,674.95
9/28/2017	345,171	GLTRX00044803					\$35,256.54	
9/30/2017	345,483	GLTRX00044863					\$5,681.66	
10/1/2017	345,483	GLREV00044863						\$5,681.66
10/26/2017	346,614	GLTRX00044984					\$22,726.64	
10/31/2017	347,172	GLTRX00045067					\$8,116.66	
11/1/2017	347,172	GLREV00045067						\$8,116.66
11/30/2017	348,105	GLTRX00045167					\$22,726.64	
11/30/2017	348,417	GLTRX00045233					\$11,983.42	
12/1/2017	348,417	GLREV00045233						\$11,983.42
12/29/2017	349,550	GLTRX00045354					\$31,549.10	
System:	HISTORICAL DETAILED T 10/5/2018		10:45:50 AM	Page:	245	User Date:	10/5/2018	User ID: skampsen
N Ky Water District								
12/29/2017	350,098	GLTRX00045444					\$6,519.07	
12/31/2017	352,137	GLTRX00045719						\$87,448.18

Account:	601-6100-025		Totals:	Account:	601-5103-030	Net Change	Ending Balance		
Trx Date	Jrnl No.	Orig. Audit Trail	Description:	Labor - General	Beginning Balance:	\$84,134.85	\$285,836.01	\$225,880.87	\$141,746.02
7/1/2017	341,374	GLREV00044313	Distribution Reference		Orig. Master Number	\$117,783.85		Debit	Credit
7/31/2017	342,214	GLTRX00044407			Orig. Master Name			\$18,506.40	\$4,238.33
7/31/2017	342,981	GLTRX00044506						\$6,148.91	
8/1/2017	342,981	GLREV00044506							\$6,148.91
8/31/2017	343,722	GLTRX00044594						\$18,396.80	
8/31/2017	344,209	GLTRX00044666						\$10,917.16	
9/1/2017	344,209	GLREV00044666							\$10,917.16
9/28/2017	345,171	GLTRX00044803						\$31,557.69	
9/30/2017	345,483	GLTRX00044863						\$6,347.77	
10/1/2017	345,483	GLREV00044863							\$6,347.77
10/26/2017	346,614	GLTRX00044984						\$26,080.03	
10/31/2017	347,172	GLTRX00045067						\$9,480.82	
11/1/2017	347,172	GLREV00045067							\$9,480.82
11/30/2017	348,105	GLTRX00045167						\$25,816.47	
11/30/2017	348,417	GLTRX00045233						\$11,702.56	
12/1/2017	348,417	GLREV00045233							\$11,702.56
12/29/2017	349,550	GLTRX00045354						\$32,487.09	
12/29/2017	350,098	GLTRX00045444						\$7,222.77	
12/31/2017	333,211	GLREV00043255							\$57,370.66
12/31/2017	350,335	GLTRX00045469						\$28,982.65	

Account:	601-6104-031		Totals:	Account:	601-6100-025	Net Change	Ending Balance		
Trx Date	Jrnl No.	Orig. Audit Trail	Description:	Dist. Labor - Maint. Supervision	Beginning Balance:	\$127,440.91	\$245,224.76	\$233,647.12	\$106,206.21
7/1/2017	341,374	GLREV00044313	Distribution Reference		Orig. Master Number	\$33,256.52		Debit	Credit
7/31/2017	342,214	GLTRX00044407			Orig. Master Name			\$5,144.76	\$1,102.45
7/31/2017	342,981	GLTRX00044506						\$1,653.67	
8/1/2017	342,981	GLREV00044506							\$1,653.67
8/31/2017	343,722	GLTRX00044594						\$5,144.76	
8/31/2017	344,209	GLTRX00044666						\$2,204.90	
9/1/2017	344,209	GLREV00044666							\$2,204.90
9/28/2017	345,171	GLTRX00044803						\$8,143.01	
9/30/2017	345,483	GLTRX00044863						\$2,998.25	
10/1/2017	345,483	GLREV00044863							\$2,998.25
10/26/2017	346,614	GLTRX00044984						\$11,993.00	
10/31/2017	347,172	GLTRX00045067						\$4,283.21	
11/1/2017	347,172	GLREV00045067							\$4,283.21
11/30/2017	348,105	GLTRX00045167						\$11,993.00	
11/30/2017	348,417	GLTRX00045233						\$6,359.86	
12/1/2017	348,417	GLREV00045233							\$6,359.86
12/29/2017	349,550	GLTRX00045354						\$16,699.25	

12/29/2017 350,098 GLTRX00045444

Account: 601-6106-031  
 Trx Date Jrnl No. Orig. Audit Trail  
 7/1/2017 341,374 GLREV00044313  
 7/31/2017 342,214 GLTRX00044407  
 7/31/2017 342,981 GLTRX00044506  
 8/1/2017 342,981 GLREV00044506  
 8/31/2017 343,722 GLTRX00044594  
 8/31/2017 344,209 GLTRX00044666  
 9/1/2017 344,209 GLREV00044666  
 9/15/2017 344,655 GLTRX00044755  
 9/28/2017 345,171 GLTRX00044803  
 9/30/2017 345,483 GLTRX00044863  
 10/1/2017 345,483 GLREV00044863  
 10/26/2017 346,614 GLTRX00044984  
 10/31/2017 347,172 GLTRX00045067  
 11/1/2017 347,172 GLREV00045067  
 11/30/2017 348,105 GLTRX00045167

System: HISTORICAL DETAILED T 10/5/2018  
 N Ky Water District  
 11/30/2017 348,417 GLTRX00045233  
 12/1/2017 348,417 GLREV00045233  
 12/29/2017 349,550 GLTRX00045354  
 12/29/2017 350,098 GLTRX00045444  
 12/31/2017 333,211 GLREV00043255  
 12/31/2017 350,335 GLTRX00045469

Totals:  
 Description:  
 Distribution Reference

Account:  
 Dist. Labor - Maint. Of Mains

601-6104-031  
 Beginning Balance:  
 Orig. Master Number

Net Change  
 \$61,453.87  
 \$665,814.96  
 Orig. Master Name

Ending Balance  
 \$94,710.39

\$3,438.54  
 \$80,056.21 \$18,602.34

Debit Credit  
 \$113,840.06  
 \$37,321.48  
 \$111,693.11  
 \$47,271.83  
 \$130,133.75  
 \$26,610.83  
 \$110,716.88  
 \$36,279.27  
 \$103,902.08

10:45:50 AM

Page:

246

User Date:

10/5/2018

User ID: skampsen

Account: 601-6107-031  
 Trx Date Jrnl No. Orig. Audit Trail  
 7/1/2017 341,374 GLREV00044313  
 7/31/2017 342,214 GLTRX00044407  
 7/31/2017 342,981 GLTRX00044506  
 8/1/2017 342,981 GLREV00044506  
 8/31/2017 343,722 GLTRX00044594  
 8/31/2017 344,209 GLTRX00044666  
 9/1/2017 344,209 GLREV00044666  
 9/28/2017 345,171 GLTRX00044803  
 9/30/2017 345,483 GLTRX00044863  
 10/1/2017 345,483 GLREV00044863  
 10/26/2017 346,614 GLTRX00044984  
 10/31/2017 347,172 GLTRX00045067  
 11/1/2017 347,172 GLREV00045067  
 11/30/2017 348,105 GLTRX00045167  
 11/30/2017 348,417 GLTRX00045233  
 12/1/2017 348,417 GLREV00045233  
 12/29/2017 349,550 GLTRX00045354  
 12/29/2017 350,098 GLTRX00045444

Totals:  
 Description:  
 Distribution Reference

Account:  
 Dist. Labor - Maint. Of Services

601-6106-031  
 Beginning Balance:  
 Orig. Master Number

Net Change  
 \$776,216.83  
 \$41,799.33  
 Orig. Master Name

Ending Balance  
 \$1,442,031.79

\$1,079,929.21 \$303,712.38

Debit Credit  
 \$2,097.35  
 \$1,288.96  
 \$3,707.49  
 \$1,921.36  
 \$4,586.96  
 \$1,113.60  
 \$3,304.31  
 \$1,634.12  
 \$5,281.16  
 \$1,020.26  
 \$4,957.59  
 \$1,111.06

Account: 601-6109-031  
 Trx Date Jrnl No. Orig. Audit Trail  
 7/1/2017 341,374 GLREV00044313  
 7/31/2017 342,214 GLTRX00044407  
 7/31/2017 342,981 GLTRX00044506  
 8/1/2017 342,981 GLREV00044506  
 8/31/2017 343,722 GLTRX00044594  
 8/31/2017 344,209 GLTRX00044666  
 9/1/2017 344,209 GLREV00044666  
 9/28/2017 345,171 GLTRX00044803  
 9/30/2017 345,483 GLTRX00044863  
 10/1/2017 345,483 GLREV00044863

Totals:  
 Description:  
 Distribution Reference

Account:  
 Dist. Labor - Maint. Of Hydrants

601-6107-031  
 Beginning Balance:  
 Orig. Master Number

Net Change  
 \$24,853.79  
 \$35,056.35  
 Orig. Master Name

Ending Balance  
 \$66,653.12

\$32,024.22 \$7,170.43

Debit Credit  
 \$4,502.96  
 \$908.07  
 \$1,806.38  
 \$1,237.69  
 \$4,164.64  
 \$794.56  
 \$794.56

10/26/2017	346,614	GLTRX00044984					\$2,909.17	
10/31/2017	347,172	GLTRX00045067					\$255.39	
11/1/2017	347,172	GLREV00045067						\$255.39
11/30/2017	348,105	GLTRX00045167					\$983.60	
11/30/2017	348,417	GLTRX00045233					\$737.81	
12/1/2017	348,417	GLREV00045233						\$737.81
12/29/2017	349,550	GLTRX00045354					\$1,890.24	

Account:	601-7101-050	Totals:	Account:	601-6109-031	Net Change	Ending Balance		
Trx Date	Jrnl No.	Description:	Meter Readers Labor	Beginning Balance:	\$14,557.86	\$49,614.21	\$20,190.51	\$5,632.65
		Distribution Reference		Orig. Master Number	\$22,392.29			
				Orig. Master Name			Debit	Credit

7/1/2017	341,374	GLREV00044313						\$742.29
7/31/2017	342,214	GLTRX00044407					\$3,464.00	
7/31/2017	342,981	GLTRX00044506					\$1,113.43	
8/1/2017	342,981	GLREV00044506						\$1,113.43
8/31/2017	343,722	GLTRX00044594					\$3,464.00	
8/31/2017	344,209	GLTRX00044666					\$1,484.57	
9/1/2017	344,209	GLREV00044666						\$1,484.57
9/22/2017	344,839	GLTRX00044769					\$866.00	
9/28/2017	345,171	GLTRX00044803					\$3,464.00	
9/30/2017	345,483	GLTRX00044863					\$866.00	
10/1/2017	345,483	GLREV00044863						\$866.00
10/26/2017	346,614	GLTRX00044984					\$3,464.00	
10/31/2017	347,172	GLTRX00045067					\$1,237.14	
11/1/2017	347,172	GLREV00045067						\$1,237.14

System:	HISTORICAL DETAILED T	10:45:50 AM	Page:	247	User Date:	10/5/2018	User ID:	skampsen
---------	-----------------------	-------------	-------	-----	------------	-----------	----------	----------

11/30/2017	348,105	GLTRX00045167					\$3,464.00	
11/30/2017	348,417	GLTRX00045233					\$1,484.57	
12/1/2017	348,417	GLREV00045233						\$1,484.57
12/29/2017	349,463	GLTRX00045327						\$308.51
12/29/2017	349,550	GLTRX00045354					\$4,638.51	
12/29/2017	350,098	GLTRX00045444					\$1,018.07	
12/31/2017	333,211	GLREV00043255						\$4,480.09
12/31/2017	350,335	GLTRX00045469					\$4,682.32	

Account:	601-7101-051	Totals:	Account:	601-7101-050	Net Change	Ending Balance		
Trx Date	Jrnl No.	Description:	Field Service Labor	Beginning Balance:	\$22,994.01	\$45,386.30	\$34,710.61	\$11,716.60
		Distribution Reference		Orig. Master Number	\$217,490.11		Debit	Credit

7/1/2017	341,374	GLREV00044313						\$6,414.71
7/31/2017	342,214	GLTRX00044407					\$32,183.58	
7/31/2017	342,981	GLTRX00044506					\$11,713.97	
8/1/2017	342,981	GLREV00044506						\$11,713.97
8/31/2017	343,722	GLTRX00044594					\$35,142.25	
8/31/2017	344,209	GLTRX00044666					\$14,949.76	
9/1/2017	344,209	GLREV00044666						\$14,949.76
9/28/2017	345,171	GLTRX00044803					\$42,919.51	
9/30/2017	345,483	GLTRX00044863					\$8,465.33	
10/1/2017	345,483	GLREV00044863						\$8,465.33
10/26/2017	346,614	GLTRX00044984					\$33,862.46	
10/31/2017	347,172	GLTRX00045067					\$12,151.79	
11/1/2017	347,172	GLREV00045067						\$12,151.79
11/30/2017	348,105	GLTRX00045167					\$34,242.82	
11/30/2017	348,417	GLTRX00045233					\$17,197.89	
12/1/2017	348,417	GLREV00045233						\$17,197.89
12/29/2017	349,550	GLTRX00045354					\$46,661.86	
12/29/2017	350,098	GLTRX00045444					\$11,303.58	
12/31/2017	333,211	GLREV00043255						\$32,412.67
12/31/2017	350,335	GLTRX00045469					\$29,281.17	

Account:	601-7101-052	Totals:	Account:	601-7101-051	Net Change	Ending Balance		
Trx Date	Jrnl No.	Description:	Account Service Labor	Beginning Balance:	\$226,769.85	\$444,259.96	\$330,075.97	\$103,306.12
		Distribution Reference		Orig. Master Number	\$263,510.06		Debit	Credit

7/1/2017	341,374	GLREV00044313						\$9,294.72
----------	---------	---------------	--	--	--	--	--	------------

7/31/2017	342,214	GLTRX00044407					\$38,737.59	
7/31/2017	342,981	GLTRX00044506					\$11,818.50	
8/1/2017	342,981	GLREV00044506						\$11,818.50
8/31/2017	343,722	GLTRX00044594					\$37,059.02	
8/31/2017	344,209	GLTRX00044666					\$16,090.81	
9/1/2017	344,209	GLREV00044666						\$16,090.81
9/28/2017	345,171	GLTRX00044803					\$46,619.85	
9/30/2017	345,483	GLTRX00044863					\$9,425.97	
10/1/2017	345,483	GLREV00044863						\$9,425.97
10/26/2017	346,614	GLTRX00044984					\$37,368.01	
10/31/2017	347,172	GLTRX00045067					\$13,309.87	
11/1/2017	347,172	GLREV00045067						\$13,309.87
11/30/2017	348,105	GLTRX00045167					\$37,281.43	
11/30/2017	348,417	GLTRX00045233					\$17,329.40	
12/1/2017	348,417	GLREV00045233						\$17,329.40
12/29/2017	349,550	GLTRX00045354					\$47,059.35	
12/29/2017	350,098	GLTRX00045444					\$10,188.49	
12/31/2017	333,211	GLREV00043255						\$21,554.45
12/31/2017	350,335	GLTRX00045469					\$20,164.30	

Account: 601-7101-056			Totals:	Account: 601-7101-052	Net Change	Ending Balance		
Trx Date			Description:	Labor - Meter Shop	\$243,628.87	\$507,138.93	\$342,452.59	\$98,823.72
7/1/2017			Distribution Reference	Beginning Balance:	\$129,168.24			
7/31/2017				Orig. Master Number	Orig. Master Name		Debit	Credit
7/31/2017							\$21,559.11	
8/1/2017							\$6,985.88	
8/31/2017								\$6,985.88
8/31/2017							\$22,417.18	
9/1/2017							\$9,499.32	
System: HISTORICAL DETAILED T 10/5/2018			10:45:50 AM	Page: 248	User Date: 10/5/2018	User ID: skampsen		\$9,499.32

N Ky Water District								
9/22/2017	344,839	GLTRX00044769						\$866.00
9/28/2017	345,171	GLTRX00044803					\$28,700.86	
9/30/2017	345,483	GLTRX00044863					\$5,971.04	
10/1/2017	345,483	GLREV00044863						\$5,971.04
10/26/2017	346,614	GLTRX00044984					\$22,252.03	
10/31/2017	347,172	GLTRX00045067					\$7,985.04	
11/1/2017	347,172	GLREV00045067						\$7,985.04
11/14/2017	347,452	GLTRX00045100						\$904.75
11/30/2017	348,105	GLTRX00045167					\$22,312.91	
11/30/2017	348,417	GLTRX00045233					\$10,269.47	
12/1/2017	348,417	GLREV00045233						\$10,269.47
12/29/2017	349,460	GLTRX00045327						\$374.69
12/29/2017	349,461	GLTRX00045327						\$226.48
12/29/2017	349,462	GLTRX00045327						\$246.38
12/29/2017	349,464	GLTRX00045327						\$353.83
12/29/2017	349,465	GLTRX00045327						\$226.48
12/29/2017	349,466	GLTRX00045327						\$242.82
12/29/2017	349,550	GLTRX00045354					\$30,794.17	
12/29/2017	350,098	GLTRX00045444					\$7,444.28	
12/31/2017	333,211	GLREV00043255						\$12,871.58
12/31/2017	350,335	GLTRX00045469					\$14,186.09	

Account: 601-8000-079			Totals:	Account: 601-7101-056	Net Change	Ending Balance		
Trx Date			Description:	Gross Payroll Clearing Account	\$148,762.87	\$277,931.11	\$210,377.38	\$61,614.51
7/6/2017			Distribution Reference	Beginning Balance:	\$7,385.00			
7/13/2017			Bank Transaction Entry	Orig. Master Number	Orig. Master Name		Debit	Credit
7/20/2017			Bank Transaction Entry	DAJ000037274			\$142,214.50	
7/27/2017			Bank Transaction Entry	DAJ000037275			\$140,933.83	
7/31/2017			Bank Transaction Entry	DAJ000037276			\$144,112.03	
7/31/2017			Bank Transaction Entry	DAJ000037277			\$141,114.41	
7/31/2017								\$34,764.73
7/31/2017								\$8,455.90
7/31/2017								\$450.00

7/31/2017	342,214	GLTRX00044407							\$26,138.56
7/31/2017	342,214	GLTRX00044407							\$349,737.43
7/31/2017	342,249	GLTRX00044407							\$148,828.15
8/4/2017	344,307	CMTRX00008153	Bank Transaction Entry	DAJ000037502		\$141,126.52			
8/11/2017	344,308	CMTRX00008153	Bank Transaction Entry	DAJ000037503		\$173,253.98			
8/18/2017	344,309	CMTRX00008153	Bank Transaction Entry	DAJ000037504		\$138,169.84			
8/25/2017	344,310	CMTRX00008153	Bank Transaction Entry	DAJ000037505		\$137,031.69			
8/31/2017	343,722	GLTRX00044594							\$35,915.10
8/31/2017	343,722	GLTRX00044594							\$8,724.02
8/31/2017	343,722	GLTRX00044594							\$600.00
8/31/2017	343,722	GLTRX00044594							\$24,241.24
8/31/2017	343,722	GLTRX00044594							\$364,575.72
8/31/2017	343,723	GLTRX00044594							\$155,525.95
8/31/2017	344,311	CMTRX00008153	Bank Transaction Entry	DAJ000037506		\$140,477.52			
8/31/2017	344,331	GLTRX00044700							\$140,477.52
9/1/2017	344,331	GLREV00044700							\$140,477.52
9/7/2017	345,493	CMTRX00008179	Bank Transaction Entry	DAJ000037703		\$138,889.64			
9/14/2017	345,494	CMTRX00008179	Bank Transaction Entry	DAJ000037704		\$143,739.87			
9/22/2017	345,495	CMTRX00008179	Bank Transaction Entry	DAJ000037705		\$134,404.20			
9/28/2017	345,171	GLTRX00044803							\$42,435.86
9/28/2017	345,171	GLTRX00044803							\$10,302.92
9/28/2017	345,171	GLTRX00044803							\$750.00
9/28/2017	345,171	GLTRX00044803							\$29,270.21
9/28/2017	345,171	GLTRX00044803							\$431,028.11
9/28/2017	345,172	GLTRX00044803							\$179,788.86
9/28/2017	345,496	CMTRX00008179	Bank Transaction Entry	DAJ000037706		\$136,064.73			
10/5/2017	347,189	CMTRX00008208	Bank Transaction Entry	DAJ000037923		\$146,467.50			
10/13/2017	347,190	CMTRX00008208	Bank Transaction Entry	DAJ000037924		\$142,379.60			
10/20/2017	347,191	CMTRX00008208	Bank Transaction Entry	DAJ000037925		\$137,401.01			
10/26/2017	346,614	GLTRX00044984							\$34,464.89
10/26/2017	346,614	GLTRX00044984							\$8,382.43
10/26/2017	346,614	GLTRX00044984							\$600.00
10/26/2017	346,614	GLTRX00044984							\$22,651.24
10/26/2017	346,614	GLTRX00044984							\$349,791.52
10/26/2017	346,615	GLTRX00044984							\$148,333.07
10/27/2017	347,192	CMTRX00008208	Bank Transaction Entry	DAJ000037926		\$137,975.04			
11/3/2017	348,430	CMTRX00008237	Bank Transaction Entry	DAJ000038118		\$135,085.36			
11/10/2017	348,431	CMTRX00008237	Bank Transaction Entry	DAJ000038119		\$151,128.02			
11/17/2017	348,432	CMTRX00008237	Bank Transaction Entry	DAJ000038120		\$136,314.51			
11/24/2017	348,433	CMTRX00008237	Bank Transaction Entry	DAJ000038121		\$136,225.38			
System:	HISTORICAL DETAILED T 10/5/2018		10:45:50 AM	Page:	249	User Date:	10/5/2018	User ID:	skampsen
N Ky Water District									
11/30/2017	348,105	GLTRX00045167							\$34,113.90
11/30/2017	348,105	GLTRX00045167							\$8,300.36
11/30/2017	348,105	GLTRX00045167							\$600.00
11/30/2017	348,105	GLTRX00045167							\$22,717.24
11/30/2017	348,105	GLTRX00045167							\$347,284.95
11/30/2017	348,106	GLTRX00045167							\$145,736.82
12/1/2017	350,191	GLTRX00045445							\$138,059.03
12/7/2017	349,866	CMTRX00008264	Bank Transaction Entry	DAJ000038320		\$239,519.09			
12/15/2017	349,867	CMTRX00008264	Bank Transaction Entry	DAJ000038321		\$139,755.53			
12/22/2017	349,868	CMTRX00008264	Bank Transaction Entry	DAJ000038322		\$140,576.02			
12/29/2017	349,550	GLTRX00045354							\$48,004.91
12/29/2017	349,550	GLTRX00045354							\$11,730.49
12/29/2017	349,550	GLTRX00045354							\$750.00
12/29/2017	349,550	GLTRX00045354							\$42,227.75
12/29/2017	349,550	GLTRX00045354							\$482,540.81
12/29/2017	349,551	GLTRX00045355							\$211,835.87
12/29/2017	349,869	CMTRX00008264	Bank Transaction Entry	DAJ000038323		\$139,180.16			
12/31/2017	352,144	GLTRX00045725							\$585.41
12/31/2017	352,144	GLTRX00045725							\$6,799.59

Account:	601-8100-072	Totals:	Account:	601-8000-079	Net Change	Ending Balance			
		Description:	Executive Mgt.Labor	Beginning Balance:	(\$7,385.00)	\$0.00	\$3,912,076.53	\$3,919,461.53	
					\$164,531.69				



Trx Date	Jrnl No.	Orig. Audit Trail	Distribution Reference	Orig. Master Number	Orig. Master Name	Debit	Credit
7/1/2017	341,374	GLREV00044313					\$5,430.29
7/31/2017	342,214	GLTRX00044407				\$26,503.21	
7/31/2017	342,981	GLTRX00044506				\$8,145.44	
8/1/2017	342,981	GLREV00044506					\$8,145.44
8/31/2017	343,722	GLTRX00044594				\$26,426.11	
8/31/2017	344,209	GLTRX00044666				\$9,375.82	
9/1/2017	344,209	GLREV00044666					\$9,375.82
9/28/2017	345,171	GLTRX00044803				\$31,101.44	
9/30/2017	345,483	GLTRX00044863				\$6,277.46	
10/1/2017	345,483	GLREV00044863					\$6,277.46
10/26/2017	346,614	GLTRX00044984				\$26,245.18	
10/31/2017	347,172	GLTRX00045067				\$8,967.80	
11/1/2017	347,172	GLREV00045067					\$8,967.80
11/30/2017	348,105	GLTRX00045167				\$26,351.20	
11/30/2017	348,417	GLTRX00045233				\$14,487.34	
12/1/2017	348,417	GLREV00045233					\$14,487.34
12/29/2017	349,550	GLTRX00045354				\$37,717.81	
12/29/2017	350,098	GLTRX00045444				\$7,196.67	
12/31/2017	333,211	GLREV00043255					\$70,434.85
12/31/2017	350,335	GLTRX00045469				\$78,780.54	
12/31/2017	352,144	GLTRX00045725				\$4,251.91	

Totals:	Account:	601-8100-072	Net Change	Ending Balance			
Description:	Bookkeeping/Accounting Labor	Beginning Balance:	\$188,708.93	\$353,240.62	\$311,827.93	\$123,119.00	
Distribution Reference		Orig. Master Number	\$197,064.48				

Account: 601-8100-074

Trx Date	Jrnl No.	Orig. Audit Trail
7/1/2017	341,374	GLREV00044313
7/31/2017	342,214	GLTRX00044407
7/31/2017	342,981	GLTRX00044506
8/1/2017	342,981	GLREV00044506
8/31/2017	343,722	GLTRX00044594
8/31/2017	344,209	GLTRX00044666
9/1/2017	344,209	GLREV00044666
9/28/2017	345,171	GLTRX00044803
9/30/2017	345,483	GLTRX00044863
10/1/2017	345,483	GLREV00044863
10/26/2017	346,614	GLTRX00044984
10/31/2017	347,172	GLTRX00045067
11/1/2017	347,172	GLREV00045067
11/30/2017	348,105	GLTRX00045167
11/30/2017	348,417	GLTRX00045233
12/1/2017	348,417	GLREV00045233
12/29/2017	349,550	GLTRX00045354
12/29/2017	350,098	GLTRX00045444
12/31/2017	333,211	GLREV00043255
12/31/2017	350,335	GLTRX00045469

System: HISTORICAL DETAILED T 10/5/2018  
N Ky Water District

10:45:50 AM	Page:	250	User Date:	10/5/2018	User ID:	skampsen
-------------	-------	-----	------------	-----------	----------	----------

Totals:	Account:	601-8100-074	Net Change	Ending Balance		
Description:	Board of Comm. - Monthly Fee	Beginning Balance:	\$177,737.87	\$374,802.35	\$266,189.56	\$88,451.69
Distribution Reference		Orig. Master Number	\$18,000.00			

Account: 601-8100-076

Trx Date	Jrnl No.	Orig. Audit Trail
7/31/2017	342,214	GLTRX00044407
7/31/2017	342,981	GLTRX00044506
8/1/2017	342,981	GLREV00044506
8/31/2017	343,722	GLTRX00044594
9/28/2017	345,171	GLTRX00044803
10/26/2017	346,614	GLTRX00044984
10/31/2017	347,172	GLTRX00045067
11/1/2017	347,172	GLREV00045067
11/30/2017	348,105	GLTRX00045167
11/30/2017	348,417	GLTRX00045233
12/1/2017	348,417	GLREV00045233
12/29/2017	349,550	GLTRX00045354

12/29/2017 350,098 GLTRX00045444

Account: 601-8100-078

Trx Date	Jrnl No.	Orig. Audit Trail
7/1/2017	341,374	GLREV00044313
7/31/2017	342,214	GLTRX00044407
7/31/2017	342,981	GLTRX00044506
8/1/2017	342,981	GLREV00044506
8/31/2017	343,722	GLTRX00044594
8/31/2017	344,209	GLTRX00044666
9/1/2017	344,209	GLREV00044666
9/28/2017	345,171	GLTRX00044803
9/30/2017	345,483	GLTRX00044863
10/1/2017	345,483	GLREV00044863
10/26/2017	346,614	GLTRX00044984
10/31/2017	347,172	GLTRX00045067
11/1/2017	347,172	GLREV00045067
11/30/2017	348,105	GLTRX00045167
11/30/2017	348,417	GLTRX00045233
12/1/2017	348,417	GLREV00045233
12/29/2017	349,550	GLTRX00045354
12/29/2017	350,098	GLTRX00045444
12/31/2017	333,211	GLREV00043255
12/31/2017	350,335	GLTRX00045469

Totals:  
 Description:  
 Distribution Reference

Account:  
 Labor - HR/Information Systems

601-8100-076  
 Beginning Balance:  
 Orig. Master Number

Net Change  
 \$18,428.57  
 \$285,246.98  
 Orig. Master Name

Ending Balance  
 \$36,428.57

\$428.57  
 \$22,714.28  
 \$4,285.71  
 Debit  
 \$9,630.35  
 Credit

Account: 604-3300-001

Trx Date	Jrnl No.	Orig. Audit Trail
7/31/2017	342,615	GLTRX00044452
8/31/2017	344,165	GLTRX00044665
9/29/2017	345,442	GLTRX00044844
10/31/2017	346,828	GLTRX00045029
11/30/2017	348,316	GLTRX00045184
12/29/2017	349,700	GLTRX00045366

Totals:  
 Description:  
 Distribution Reference

Account:  
 Pension - FTTP

601-8100-078  
 Beginning Balance:  
 Orig. Master Number

Net Change  
 \$333,537.90  
 \$48,962.25  
 Orig. Master Name

Ending Balance  
 \$618,784.88

\$478,790.21  
 \$145,252.31  
 Debit  
 \$8,012.77  
 \$7,576.26  
 \$10,185.37  
 \$14,222.52  
 \$14,860.80  
 \$17,997.40  
 Credit

Account: 604-3300-002

Trx Date	Jrnl No.	Orig. Audit Trail
7/31/2017	342,615	GLTRX00044452
8/31/2017	344,165	GLTRX00044665
9/29/2017	345,442	GLTRX00044844
10/31/2017	346,828	GLTRX00045029
11/30/2017	348,316	GLTRX00045184
12/29/2017	349,700	GLTRX00045366

Totals:  
 Description:  
 Distribution Reference

Account:  
 Pension - TMTP

604-3300-001  
 Beginning Balance:  
 Orig. Master Number

Net Change  
 \$72,855.12  
 \$12,464.36  
 Orig. Master Name

Ending Balance  
 \$121,817.37

\$72,855.12  
 \$0.00  
 Debit  
 \$2,174.66  
 \$1,985.21  
 \$2,487.80  
 \$2,007.35  
 \$1,964.15  
 \$2,457.05  
 Credit

System: HISTORICAL DETAILED T 10/5/2018  
 N Ky Water District

Totals:  
 10:45:50 AM

Account:  
 Page:

604-3300-002  
 251

Net Change  
 \$13,076.22  
 User Date:

Ending Balance  
 \$25,540.58  
 10/5/2018

\$13,076.22  
 \$0.00  
 User ID:  
 skampsen

Account: 604-3300-003

Trx Date	Jrnl No.	Orig. Audit Trail
7/31/2017	342,615	GLTRX00044452
8/31/2017	344,165	GLTRX00044665
9/29/2017	345,442	GLTRX00044844
10/31/2017	346,828	GLTRX00045029
11/30/2017	348,316	GLTRX00045184
12/29/2017	349,700	GLTRX00045366

Description:  
 Distribution Reference

Pension - Laboratory

Beginning Balance:  
 Orig. Master Number

\$45,221.13  
 Orig. Master Name

Ending Balance

\$46,879.17  
 \$0.00  
 Debit  
 \$6,866.32  
 \$6,828.70  
 \$9,241.06  
 \$7,353.09  
 \$7,394.41  
 \$9,195.59  
 Credit

Account: 604-3300-029

Trx Date	Jrnl No.	Orig. Audit Trail
7/31/2017	342,615	GLTRX00044452
8/31/2017	344,165	GLTRX00044665
9/29/2017	345,442	GLTRX00044844

Totals:  
 Description:  
 Distribution Reference

Account:  
 Pension - Ops MPTP

604-3300-003  
 Beginning Balance:  
 Orig. Master Number

Net Change  
 \$46,879.17  
 \$23,638.22  
 Orig. Master Name

Ending Balance  
 \$92,100.30

\$46,879.17  
 \$0.00  
 Debit  
 \$3,871.25  
 \$3,743.16  
 \$4,144.19  
 Credit

10/31/2017	346,828	GLTRX00045029
11/30/2017	348,316	GLTRX00045184
12/29/2017	349,700	GLTRX00045366

\$3,226.52
\$3,138.52
\$3,911.44

Account:	604-3400-001	
Trx Date	Jrnl No.	Orig. Audit Trail
7/27/2017	342,291	GLTRX00044408
7/31/2017	342,213	GLTRX00044406
7/31/2017	342,294	GLTRX00044409
7/31/2017	342,975	GLTRX00044502
7/31/2017	342,975	GLTRX00044502
7/31/2017	343,003	GLTRX00044521
8/23/2017	343,588	GLTRX00044581
8/30/2017	343,931	GLTRX00044613
8/30/2017	343,932	GLTRX00044614
8/31/2017	343,969	GLTRX00044619
8/31/2017	344,470	GLTRX00044710
9/27/2017	345,135	GLTRX00044802
9/29/2017	345,271	GLTRX00044813
9/29/2017	345,272	GLTRX00044814
9/29/2017	345,351	GLTRX00044815
9/29/2017	345,508	GLTRX00044869
10/26/2017	346,601	GLTRX00044983
10/31/2017	346,764	GLTRX00045014
10/31/2017	346,765	GLTRX00045015
10/31/2017	346,766	GLTRX00045016
10/31/2017	347,213	GLTRX00045074
11/29/2017	348,103	GLTRX00045165
11/30/2017	348,116	GLTRX00045175
11/30/2017	348,157	GLTRX00045176
11/30/2017	348,157	GLTRX00045176
11/30/2017	348,158	GLTRX00045177
11/30/2017	348,466	GLTRX00045237
12/28/2017	349,533	GLTRX00045341
12/29/2017	350,012	GLTRX00045421
12/29/2017	350,017	GLTRX00045422
12/29/2017	350,018	GLTRX00045423
12/29/2017	350,019	GLTRX00045424

Totals:	Account:	604-3300-029
Description:	Health Insurance - FTTP	Beginning Balance:
Distribution Reference		Orig. Master Number

Net Change	\$22,035.08
Ending Balance	\$45,673.30
	\$22,035.08
	\$0.00
	\$89,208.54
	Orig. Master Name

Debit	Credit
\$61.65	
	\$1,481.55
\$16,711.90	
\$95.00	
\$407.20	
\$349.03	
	\$1,678.32
\$16,711.90	
\$75.35	
\$424.97	
\$845.70	
	\$2,665.04
\$20,143.99	
\$61.65	
\$500.19	
\$311.40	
	\$4,239.84
\$767.42	
\$61.65	
\$36,355.64	
\$1,275.90	
	\$4,142.48
\$43,030.18	
\$793.30	
\$99.79	
\$75.35	
\$1,742.40	
	\$5,029.60
\$2,157.20	
\$40,650.07	
\$143.85	
\$767.55	

Account:	604-3400-002	
Trx Date	Jrnl No.	Orig. Audit Trail
7/27/2017	342,291	GLTRX00044408
7/31/2017	342,213	GLTRX00044406
7/31/2017	342,294	GLTRX00044409
7/31/2017	342,975	GLTRX00044502
7/31/2017	343,003	GLTRX00044521
8/23/2017	343,588	GLTRX00044581
8/30/2017	343,931	GLTRX00044613
8/30/2017	343,932	GLTRX00044614
System:	HISTORICAL DETAILED T 10/5/2018	
N Ky Water District		
8/31/2017	343,969	GLTRX00044619
8/31/2017	344,470	GLTRX00044710
9/27/2017	345,135	GLTRX00044802
9/29/2017	345,271	GLTRX00044813
9/29/2017	345,272	GLTRX00044814
9/29/2017	345,351	GLTRX00044815
9/29/2017	345,508	GLTRX00044869
10/26/2017	346,601	GLTRX00044983
10/31/2017	346,764	GLTRX00045014
10/31/2017	346,765	GLTRX00045015
10/31/2017	346,766	GLTRX00045016

Totals:	Account:	604-3400-001
Description:	Health Insurance - TMTPT	Beginning Balance:
Distribution Reference		Orig. Master Number

Net Change	\$165,383.40
Ending Balance	\$254,591.94
	\$184,620.23
	\$19,236.83
	\$33,674.34
	Orig. Master Name

Debit	Credit
\$20.55	
	\$544.96
\$5,863.86	
\$479.00	
\$117.16	
	\$544.96
\$5,863.86	
\$20.55	
\$99.79	
\$399.60	
	\$681.20
\$5,863.86	
\$20.55	
\$99.79	
\$60.00	
	\$544.96
\$99.79	
\$20.55	
\$5,863.86	

10:45:50 AM	Page:	252	User Date:	10/5/2018	User ID:	skampsen
-------------	-------	-----	------------	-----------	----------	----------



8/31/2017	343,969	GLTRX00044619					\$181.89	
8/31/2017	344,470	GLTRX00044710					\$156.00	
9/27/2017	345,135	GLTRX00044802						\$1,034.80
9/29/2017	345,271	GLTRX00044813					\$7,933.39	
9/29/2017	345,272	GLTRX00044814					\$34.25	
9/29/2017	345,351	GLTRX00044815					\$149.09	
9/29/2017	345,508	GLTRX00044869					\$954.00	
10/26/2017	346,601	GLTRX00044983						\$477.60
10/31/2017	346,764	GLTRX00045014					\$149.09	
10/31/2017	346,765	GLTRX00045015					\$20.55	
10/31/2017	346,766	GLTRX00045016					\$7,933.39	
11/29/2017	348,103	GLTRX00045165						\$477.60
11/30/2017	348,116	GLTRX00045175					\$7,933.39	
11/30/2017	348,157	GLTRX00045176					\$152.53	
11/30/2017	348,158	GLTRX00045177					\$20.55	
12/28/2017	349,533	GLTRX00045341						\$597.00
12/29/2017	350,012	GLTRX00045421					\$256.50	
12/29/2017	350,017	GLTRX00045422					\$7,933.39	
12/29/2017	350,018	GLTRX00045423					\$27.40	
12/29/2017	350,019	GLTRX00045424					\$150.81	

Account:	604-3500-001	Totals:	Account:	604-3400-029	Net Change	Ending Balance	\$51,906.05	\$4,242.68
----------	--------------	---------	----------	--------------	------------	----------------	-------------	------------

Trx Date	Jrnl No.	Orig. Audit Trail	Description:	Education - FFTP	Beginning Balance:	Orig. Master Number	Orig. Master Name	Debit	Credit
7/1/2017	342,559	PMTRX00011135	Purchases		\$5,698.85	7001404147	AWWA	\$83.00	
7/1/2017	342,560	PMTRX00011135	Purchases			7001404656	AWWA	\$83.00	
7/1/2017	342,562	PMTRX00011135	Purchases			7001404250	AWWA	\$83.00	
7/1/2017	342,565	PMTRX00011135	Purchases			7001403206	AWWA	\$83.00	
7/1/2017	342,566	PMTRX00011135	Purchases			7001403463	AWWA	\$83.00	
7/31/2017	342,758	PMTRX00011138	Purchases			MILEAGE 07/17	Jeff Schuchter	\$187.25	
8/1/2017	343,601	PMTRX00011159	Purchases			7001412339	AWWA	\$83.00	
8/22/2017	343,697	PMTRX00011162	Purchases			PETTY CASH 08/17	Lori Simpson / Petty Cash	\$16.00	
8/31/2017	344,288	PMTRX00011175	Purchases			MILEAGE 08/17	Jeff Schuchter	\$90.42	
9/1/2017	345,042	PMTRX00011198	Purchases			7001419096	AWWA	\$83.00	
9/1/2017	345,043	PMTRX00011198	Purchases			7001419104	AWWA	\$83.00	
9/1/2017	345,044	PMTRX00011198	Purchases			7001419109	AWWA	\$83.00	
9/1/2017	345,045	PMTRX00011198	Purchases			7001419105	AWWA	\$83.00	
9/1/2017	345,047	PMTRX00011198	Purchases			7001419095	AWWA	\$83.00	
9/1/2017	345,048	PMTRX00011198	Purchases			7001419097	AWWA	\$83.00	
9/1/2017	345,049	PMTRX00011198	Purchases			7001419102	AWWA	\$83.00	
10/2/2017	345,513	PMTRX00011207	Purchases			KWVVOA 10/17	Browning, Brennan	\$120.00	
10/2/2017	345,593	PMTRX00011209	Purchases			TRAVEL 10/17	Matt Piccirillo	\$120.00	
10/4/2017	345,571	PMTRX00011208	Purchases			10968	KWVVOA	\$60.00	
10/19/2017	346,325	PMTRX00011232	Purchases			20171019-01	American Ground Water Trust	\$265.00	
11/1/2017	347,599	PMTRX00011268	Purchases			MILEAGE 11/17	Dennis, Justen	\$88.60	
11/1/2017	348,120	PMTRX00011277	Purchases			MILEAGE 10/2017	Browning, Brennan	\$103.79	
11/16/2017	347,521	GLTRX00045106						\$30.00	
12/1/2017	349,078	CMTRX00008239	Bank Transaction Entry			RCT000038143			\$94.15
12/1/2017	349,078	CMTRX00008239	Bank Transaction Entry			RCT000038143			\$77.00
12/14/2017	349,237	PMTRX00011307	Purchases			PE EXAM 12/17	Moor, Johnathan	\$1,710.00	
12/14/2017	349,238	PMTRX00011307	Purchases			MILEAGE 12/17	Moor, Johnathan	\$287.30	
12/14/2017	349,587	PMVVR00001355	Purchases			PE EXAM 12/17	Moor, Johnathan		\$1,710.00
12/14/2017	349,620	PMTRX00011317	Purchases			PE EXAM 12/17.	Moor, Johnathan	\$1,583.82	
12/20/2017	349,155	GLTRX00045297						\$1,190.41	
12/22/2017	349,619	PMTRX00011317	Purchases			MILEAGE 09-11, 2017	Moor, Johnathan	\$50.83	
12/31/2017	350,603	GLTRX00045498						\$515.00	

Account:	604-3500-003	Totals:	Account:	604-3500-001	Net Change	Ending Balance	\$7,497.42	\$1,881.15
----------	--------------	---------	----------	--------------	------------	----------------	------------	------------

Trx Date	Jrnl No.	Orig. Audit Trail	Description:	Education - Laboratory	Beginning Balance:	Orig. Master Number	Orig. Master Name	Debit	Credit
7/1/2017	341,869	GLTRX00044359			\$5,055.35			\$157.86	
7/1/2017	342,561	PMTRX00011135	Purchases			7001404655	AWWA	\$83.00	
7/1/2017	342,563	PMTRX00011135	Purchases			7001403208	AWWA	\$83.00	
8/16/2017	343,235	GLTRX00044537						\$297.84	

Trx Date	Jrnl No.	Orig. Audit Trail	Description	Account	Beginning Balance	Orig. Master Number	Orig. Master Name	Debit	Credit	
9/1/2017	345,046	PMTRX00011198	Purchases	604-4300-020	604-3500-003	7001419454	AWWA	\$83.00		
System:		HISTORICAL DETAILED T 10/5/2018	10:45:50 AM	Page:	254		User Date:	10/5/2018	User ID:	skampsen
N Ky Water District										
9/18/2017	344,836	GLTRX00044756						\$204.50		
10/25/2017	346,861	PMTRX00011243	Purchases			MILEAGE 10/17	Fischer, Eric	\$91.49		
10/30/2017	346,862	PMTRX00011243	Purchases			E. FISCHER 2017	Fouser Environmental Services	\$550.00		
11/10/2017	347,954	RECVG00002298	Purchases			RCT0000010061	Accelerated Technology Lab Inc	\$495.00		
11/16/2017	347,521	GLTRX00045106						\$105.00		
12/1/2017	348,907	PMTRX00011299	Purchases			WPC 07/17.	Wagner Mary Carol	\$337.34		
12/1/2017	350,086	PMTRX00011326	Purchases			TRAVEL 11/17	Wagner Mary Carol	\$2,191.83		
12/11/2017	349,912	PMTRX00011323	Purchases			TRAVEL 10/17	Wagner Mary Carol	\$617.65		
12/20/2017	349,155	GLTRX00045297						\$611.40		
12/31/2017	349,901	PMTRX00011323	Purchases			PETTY CASH 12/17	Mary C.Wagner / Petty Cash	\$75.47		
Account:		604-4300-020	Totals:	Account:	604-3500-003		Net Change	Ending Balance		
Trx Date		Jrnl No.	Description:	Pension - Instrumentation	Beginning Balance:		\$5,984.38	\$11,039.73	\$5,984.38	
7/31/2017		342,615	Distribution Reference		Orig. Master Number		Orig. Master Name		\$0.00	
8/31/2017		344,165						Debit	Credit	
9/29/2017		345,442						\$3,412.06		
10/31/2017		346,828						\$3,367.24		
11/30/2017		348,316						\$5,337.69		
12/29/2017		349,700						\$4,278.57		
								\$4,028.31		
								\$5,096.60		
Account:		604-4400-020	Totals:	Account:	604-4300-020		Net Change	Ending Balance		
Trx Date		Jrnl No.	Description:	Health Ins - Instrumentation	Beginning Balance:		\$25,520.47	\$48,254.97	\$25,520.47	
7/27/2017		342,291	Distribution Reference		Orig. Master Number		Orig. Master Name		\$0.00	
7/31/2017		342,213						Debit	Credit	
7/31/2017		342,294						\$41.10		
7/31/2017		343,003						\$11,037.68	\$1,280.96	
8/23/2017		343,588						\$171.34		
8/30/2017		343,931							\$1,135.28	
8/30/2017		343,932						\$9,985.70		
8/31/2017		343,969						\$27.40		
8/31/2017		344,470						\$157.61		
9/27/2017		345,135						\$76.00		
9/29/2017		345,271							\$1,358.40	
9/29/2017		345,272						\$10,848.03		
9/29/2017		345,351						\$13.70		
9/29/2017		345,508						\$190.47		
10/26/2017		346,601						\$463.50		
10/31/2017		346,764							\$1,131.72	
10/31/2017		346,765						\$190.47		
10/31/2017		346,766						\$34.25		
10/31/2017		347,213						\$10,848.03		
11/29/2017		348,103						\$1,137.00		
11/30/2017		348,116							\$1,146.72	
11/30/2017		348,157						\$10,848.03		
11/30/2017		348,158						\$187.63		
12/28/2017		349,533						\$34.25		
12/29/2017		350,017							\$1,433.40	
12/29/2017		350,018						\$10,848.03		
12/29/2017		350,019						\$34.25		
								\$189.05		
Account:		604-4500-020	Totals:	Account:	604-4400-020		Net Change	Ending Balance		
Trx Date		Jrnl No.	Description:	Education - Instrumentation	Beginning Balance:		\$59,877.04	\$138,386.19	\$67,363.52	
7/1/2017		341,869	Distribution Reference		Orig. Master Number		Orig. Master Name		\$7,486.48	
7/3/2017		341,732						Debit	Credit	
7/17/2017		341,965						\$157.86		
7/28/2017		342,645	Purchases		TRAVEL 07/17		Matthew Dirheimer	\$3,134.15		
8/16/2017		343,235	Bank Transaction Entry		RCT000037243			\$34.51	\$20.62	
8/29/2017		343,913	Purchases		TUITION 08/17		Hodges, Nathan	\$710.73		
								\$2,570.90		

12/1/2017	348,235	PMTRX00011281	Purchases	BRINKMAN 2018	Kentucky State Treasurer	\$100.00			
12/1/2017	348,240	PMTRX00011281	Purchases	BRINKMAN CLASS 12/17	Studer, Tom	\$100.00			
12/11/2017	348,944	PMTRX00011301	Purchases	TUITION 12/17	Hodges, Nathan	\$2,628.00			
12/11/2017	350,075	PMTRX00011326	Purchases	REISSUE TUITION	Hodges, Nathan	\$2,628.00			
12/15/2017	348,937	PMTRX00011301	Purchases	TUITION 12/17	Childs, Mark	\$2,340.00			
System:	HISTORICAL DETAILED T 10/5/2018		10:45:50 AM	Page:	255	User Date:	10/5/2018	User ID:	skampsen

Account:	604-5300-030		Totals:	Account:	604-4500-020	Net Change	Ending Balance		
Trx Date	Jrnl No.	Orig. Audit Trail	Description:	Description:	Pension Cost - Engineering	\$14,383.53	\$21,119.07	\$14,404.15	\$20.62
7/31/2017	342,615	GLTRX00044452	Distribution Reference	Beginning Balance:		\$96,463.53			
8/31/2017	344,165	GLTRX00044665		Orig. Master Number		Orig. Master Name	Debit	Credit	
9/29/2017	345,442	GLTRX00044844					\$15,437.80		
10/31/2017	346,828	GLTRX00045029					\$15,670.06		
11/30/2017	348,316	GLTRX00045184					\$18,089.84		
12/29/2017	349,700	GLTRX00045366					\$12,813.41		
							\$12,426.69		
							\$15,909.31		

Account:	604-5300-031		Totals:	Account:	604-5300-030	Net Change	Ending Balance		
Trx Date	Jrnl No.	Orig. Audit Trail	Description:	Description:	Pension Cost - Distribution	\$90,347.11	\$186,810.64	\$90,347.11	\$0.00
7/31/2017	342,615	GLTRX00044452	Distribution Reference	Beginning Balance:		\$152,225.56			
8/31/2017	344,165	GLTRX00044665		Orig. Master Number		Orig. Master Name	Debit	Credit	
9/29/2017	345,442	GLTRX00044844					\$25,782.90		
10/31/2017	346,828	GLTRX00045029					\$25,362.40		
11/30/2017	348,316	GLTRX00045184					\$30,733.32		
12/29/2017	349,700	GLTRX00045366					\$26,533.32		
							\$25,248.10		
							\$35,486.85		

Account:	604-5400-030		Totals:	Account:	604-5300-031	Net Change	Ending Balance		
Trx Date	Jrnl No.	Orig. Audit Trail	Description:	Description:	Health Ins. - Engineering	\$169,146.89	\$321,372.45	\$169,146.89	\$0.00
7/27/2017	342,291	GLTRX00044408	Distribution Reference	Beginning Balance:		\$198,704.71			
7/31/2017	342,213	GLTRX00044406		Orig. Master Number		Orig. Master Name	Debit	Credit	
7/31/2017	342,294	GLTRX00044409					\$116.45		
7/31/2017	342,975	GLTRX00044502					\$35,993.55		
7/31/2017	343,003	GLTRX00044521					\$84.00		
8/23/2017	343,588	GLTRX00044581					\$841.88		
8/30/2017	343,931	GLTRX00044613							\$3,719.36
8/30/2017	343,932	GLTRX00044614					\$35,993.55		
8/31/2017	343,969	GLTRX00044619					\$123.30		
8/31/2017	344,470	GLTRX00044710					\$123.30		
9/27/2017	345,135	GLTRX00044802					\$804.72		
9/29/2017	345,271	GLTRX00044813					\$2,602.90		
9/29/2017	345,272	GLTRX00044814							\$3,744.16
9/29/2017	345,351	GLTRX00044815					\$33,234.13		
9/29/2017	345,508	GLTRX00044869					\$693.55		
10/26/2017	346,601	GLTRX00044983					\$4,142.90		
10/31/2017	346,764	GLTRX00045014							\$2,862.88
10/31/2017	346,765	GLTRX00045015					\$693.55		
10/31/2017	346,766	GLTRX00045016					\$116.45		
10/31/2017	347,213	GLTRX00045074					\$32,578.67		
11/2/2017	347,879	CMTRX00008215	Bank Transaction Entry	RCT000037949			\$2,849.00		
11/29/2017	348,103	GLTRX00045165							\$661.48
11/30/2017	348,116	GLTRX00045175							\$2,784.88
11/30/2017	348,157	GLTRX00045176					\$31,526.69		
11/30/2017	348,158	GLTRX00045177					\$693.55		
11/30/2017	348,466	GLTRX00045237					\$109.60		
12/28/2017	349,533	GLTRX00045341					\$2,211.00		
12/29/2017	350,012	GLTRX00045421							\$4,171.64
12/29/2017	350,017	GLTRX00045422					\$779.33		
12/29/2017	350,018	GLTRX00045423					\$28,111.81		
12/29/2017	350,019	GLTRX00045424					\$102.75		
							\$614.15		

Totals:	Account:	604-5400-030	Net Change	Ending Balance	\$193,477.02	\$392,181.73	\$215,140.78	\$21,663.76
---------	----------	--------------	------------	----------------	--------------	--------------	--------------	-------------

Account:	604-5500-030		Description:	Education - Engineering	Beginning Balance:	\$3,839.16			
Trx Date	Jrnl No.	Orig. Audit Trail	Distribution Reference		Orig. Master Number	Orig. Master Name	Debit	Credit	
7/1/2017	341,869	GLTRX00044359					\$1,155.19		
7/13/2017	341,841	PMTRX000111115	Purchases		MILEAGE 07/17	Kramer, Amy	\$80.25		
7/31/2017	342,598	PMTRX00011136	Purchases		PETTY CASH 07/17	Colleen Medert-Petty Cash	\$3.50		
8/1/2017	343,517	GLTRX00044559					\$25.50		
8/11/2017	343,054	PMTRX00011146	Purchases		PETTY CASH 08/17	Colleen Medert-Petty Cash	\$110.00		
8/16/2017	343,235	GLTRX00044537					\$571.76		
System:	HISTORICAL DETAILED T 10/5/2018		10:45:50 AM	Page:	256	User Date:	10/5/2018	User ID:	skampsen
N Ky Water District									
10/1/2017	346,152	GLTRX00044930					\$89.95		
10/31/2017	346,941	PMTRX00011248	Purchases		PETTY CASH 10/17	Colleen Medert-Petty Cash	\$89.00		
11/2/2017	347,278	PMTRX00011257	Purchases		KSPE RENEWAL 11/17	Kramer, Amy	\$117.00		
11/21/2017	347,927	PMTRX00011274	Purchases		5 RENEWALS 11/17	Kentucky Society of Professional Engineers	\$665.10		
11/30/2017	348,237	PMTRX00011281	Purchases		PETTY CASH 11/17	Colleen Medert-Petty Cash	\$50.00		
12/20/2017	349,155	GLTRX00045297					\$15.00		
			Totals:	Account:	604-5500-030	Net Change	Ending Balance		
Account:	604-6300-025		Description:	Pension Cost - Pumping Stations	Beginning Balance:	\$2,972.25	\$6,811.41	\$2,972.25	\$0.00
Trx Date	Jrnl No.	Orig. Audit Trail	Distribution Reference		Orig. Master Number	Orig. Master Name	Debit	Credit	
7/31/2017	342,615	GLTRX00044452					\$12,970.89		
8/31/2017	344,165	GLTRX00044665					\$11,101.55		
9/29/2017	345,442	GLTRX00044844					\$13,675.60		
10/31/2017	346,828	GLTRX00045029					\$5,000.43		
11/30/2017	348,316	GLTRX00045184					\$4,949.88		
12/29/2017	349,700	GLTRX00045366					\$6,017.94		
			Totals:	Account:	604-6300-025	Net Change	Ending Balance		
Account:	604-6400-025		Description:	Health Ins. - Pumping Stations	Beginning Balance:	\$53,716.29	\$138,666.04	\$53,716.29	\$0.00
Trx Date	Jrnl No.	Orig. Audit Trail	Distribution Reference		Orig. Master Number	Orig. Master Name	Debit	Credit	
7/27/2017	342,291	GLTRX00044408					\$89.05		
7/31/2017	342,213	GLTRX00044406							\$3,814.88
7/31/2017	342,294	GLTRX00044409					\$39,235.84		
7/31/2017	342,975	GLTRX00044502					\$2,590.00		
7/31/2017	343,003	GLTRX00044521					\$536.30		
8/23/2017	343,588	GLTRX00044581							\$3,425.64
8/30/2017	343,931	GLTRX00044613					\$33,717.00		
8/30/2017	343,932	GLTRX00044614					\$102.75		
8/31/2017	343,969	GLTRX00044619					\$632.77		
8/31/2017	344,470	GLTRX00044710					\$458.10		
9/27/2017	345,135	GLTRX00044802							\$4,573.60
9/29/2017	345,271	GLTRX00044813					\$29,801.88		
9/29/2017	345,272	GLTRX00044814					\$109.60		
9/29/2017	345,351	GLTRX00044815					\$436.89		
9/29/2017	345,508	GLTRX00044869					\$261.00		
10/26/2017	346,601	GLTRX00044983							\$1,652.96
10/31/2017	346,764	GLTRX00045014					\$172.92		
10/31/2017	346,765	GLTRX00045015					\$89.05		
10/31/2017	346,766	GLTRX00045016					\$9,985.70		
10/31/2017	347,213	GLTRX00045074					\$839.20		
11/29/2017	348,103	GLTRX00045165							\$1,652.96
11/30/2017	348,116	GLTRX00045175					\$14,452.56		
11/30/2017	348,157	GLTRX00045176					\$244.26		
11/30/2017	348,158	GLTRX00045177					\$123.30		
11/30/2017	348,466	GLTRX00045237					\$950.40		
12/28/2017	349,533	GLTRX00045341							\$1,823.40
12/29/2017	350,012	GLTRX00045421					\$195.00		
12/29/2017	350,017	GLTRX00045422					\$14,452.56		
12/29/2017	350,018	GLTRX00045423					\$41.10		
12/29/2017	350,019	GLTRX00045424					\$244.26		
			Totals:	Account:	604-6400-025	Net Change	Ending Balance		
Account:	604-6400-031		Description:	Health Ins. - Distribution	Beginning Balance:	\$132,818.05	\$339,715.51	\$149,761.49	\$16,943.44
Trx Date	Jrnl No.	Orig. Audit Trail	Distribution Reference		Orig. Master Number	Orig. Master Name	Debit	Credit	



7/27/2017	342,291	GLTRX00044408					\$226.05	
7/31/2017	342,213	GLTRX00044406						\$6,012.32
7/31/2017	342,294	GLTRX00044409					\$58,051.71	
7/31/2017	342,975	GLTRX00044502					\$4,316.70	
7/31/2017	343,003	GLTRX00044521					\$1,064.47	
8/23/2017	343,588	GLTRX00044581						\$5,644.08
8/30/2017	343,931	GLTRX00044613					\$62,535.79	
8/30/2017	343,932	GLTRX00044614					\$232.90	
8/31/2017	343,969	GLTRX00044619					\$1,173.57	
8/31/2017	344,470	GLTRX00044710					\$298.00	
8/31/2017	344,470	GLTRX00044710					\$4,755.82	
9/27/2017	345,135	GLTRX00044802						\$6,647.16
9/29/2017	345,271	GLTRX00044813					\$60,845.57	
System:	HISTORICAL DETAILED T	10/5/2018	10:45:50 AM	Page:	257	User Date:	10/5/2018	User ID: skampsen

N Ky Water District

9/29/2017	345,272	GLTRX00044814					\$232.90	
9/29/2017	345,351	GLTRX00044815					\$1,171.95	
9/29/2017	345,508	GLTRX00044869					\$2,144.00	
10/26/2017	346,601	GLTRX00044983						\$5,088.48
10/31/2017	346,764	GLTRX00045014					\$1,116.51	
10/31/2017	346,765	GLTRX00045015					\$191.80	
10/31/2017	346,766	GLTRX00045016					\$50,135.69	
10/31/2017	347,213	GLTRX00045074					\$5,893.30	
11/29/2017	348,103	GLTRX00045165						\$5,120.32
11/30/2017	348,116	GLTRX00045175					\$62,725.61	
11/30/2017	348,157	GLTRX00045176					\$1,210.63	
11/30/2017	348,158	GLTRX00045177					\$246.60	
11/30/2017	348,466	GLTRX00045237					\$1,216.00	
12/28/2017	349,533	GLTRX00045341						\$6,400.40
12/29/2017	350,012	GLTRX00045421					\$5,360.30	
12/29/2017	350,017	GLTRX00045422					\$59,621.30	
12/29/2017	350,018	GLTRX00045423					\$239.75	
12/29/2017	350,019	GLTRX00045424					\$1,210.63	

Account:	604-6500-025		Totals:	Account:	604-6400-031	Net Change	Ending Balance		
Trx Date	Jrnl No.	Orig. Audit Trail	Description:	Education - Pumping Stations	Beginning Balance:	\$351,304.79	\$704,235.20	\$386,217.55	\$34,912.76
7/1/2017	341,869	GLTRX00044359	Distribution Reference		Orig. Master Number	\$4,644.76			
7/1/2017	342,564	PMTRX00011135	Purchases		7001403197	AWWA			
7/20/2017	342,354	CMTRX00008116	Bank Transaction Entry		RCT000037198				\$58.51
8/16/2017	343,235	GLTRX00044537						\$1,026.45	
8/22/2017	343,697	PMTRX00011162	Purchases		PETTY CASH 08/17	Lori Simpson / Petty Cash		\$12.31	
9/7/2017	346,600	GLTRX00044982						\$299.00	
9/30/2017	346,599	GLTRX00044982						\$285.16	
10/1/2017	346,152	GLTRX00044930						\$378.85	
10/19/2017	346,325	PMTRX00011232	Purchases		20171019-01	American Ground Water Trust		\$265.00	
10/31/2017	347,096	PMTRX00011251	Purchases		MILEAGE 10/17	Jeff Schuchter		\$128.40	
11/16/2017	347,521	GLTRX00045106						\$113.36	
12/5/2017	349,273	PMTRX00011309	Purchases		MILEAGE 11/17	Jeff Schuchter		\$137.50	

Account:	604-6500-031		Totals:	Account:	604-6500-025	Net Change	Ending Balance		
Trx Date	Jrnl No.	Orig. Audit Trail	Description:	Education - Distribution	Beginning Balance:	\$3,109.24	\$7,754.00	\$3,167.75	\$58.51
7/1/2017	341,869	GLTRX00044359	Distribution Reference		Orig. Master Number	\$6,079.31			
7/3/2017	341,465	PMTRX00011108	Purchases		TUITION 07/17	Hodges, Nathan		\$3,134.15	
7/3/2017	341,732	GLTRX00044346							\$3,134.15
7/13/2017	342,317	PMTRX00011129	Purchases		7/13/2017	No Ky Public Works Association		\$8.00	
7/26/2017	342,409	PMTRX00011131	Purchases		CONFERENCE 07/17	Tischner, Mark		\$44.52	
8/16/2017	343,235	GLTRX00044537						\$455.70	
9/18/2017	344,836	GLTRX00044756						\$156.00	
10/19/2017	346,513	CMTRX00008197	Bank Transaction Entry		RCT000037825				\$4,000.00
10/31/2017	346,941	PMTRX00011248	Purchases		PETTY CASH 10/17	Colleen Medert-Petty Cash		\$12.00	
11/9/2017	347,917	PMTRX00011273	Purchases		MTG 11/09/17	No Ky Public Works Association		\$8.00	
11/14/2017	348,032	CMTRX00008224	Bank Transaction Entry		RCT000038010				\$4,000.00



11/30/2017	348,158	GLTRX00045177
12/29/2017	350,017	GLTRX00045422
12/29/2017	350,018	GLTRX00045423
12/29/2017	350,019	GLTRX00045424

\$13.70
\$862.33
\$6.85
\$35.09

Totals:	Account:	604-7400-050	Net Change	Ending Balance		
Description:	Health Ins. - Field Service	Beginning Balance:	\$6,126.84	\$11,670.78	\$6,126.84	\$0.00
Distribution Reference		Orig. Master Number	\$82,145.59			
		Orig. Master Name			Debit	Credit
					\$54.80	
						\$700.48
					\$10,692.82	
					\$1,237.30	
					\$254.04	
						\$700.48
					\$10,692.82	
					\$75.35	
					\$283.27	
					\$1,367.00	
						\$1,225.84
System:	HISTORICAL DETAILED T 10/5/2018	10:45:50 AM	Page:	259	User Date:	10/5/2018
					User ID:	skampsen

N Ky Water District

9/29/2017	345,271	GLTRX00044813
9/29/2017	345,272	GLTRX00044814
9/29/2017	345,351	GLTRX00044815
9/29/2017	345,508	GLTRX00044869
10/26/2017	346,601	GLTRX00044983
10/31/2017	346,764	GLTRX00045014
10/31/2017	346,765	GLTRX00045015
10/31/2017	346,766	GLTRX00045016
10/31/2017	347,213	GLTRX00045074
11/29/2017	348,103	GLTRX00045165
11/30/2017	348,116	GLTRX00045175
11/30/2017	348,157	GLTRX00045176
11/30/2017	348,158	GLTRX00045177
11/30/2017	348,466	GLTRX00045237
12/28/2017	349,533	GLTRX00045341
12/29/2017	350,012	GLTRX00045421
12/29/2017	350,017	GLTRX00045422
12/29/2017	350,018	GLTRX00045423
12/29/2017	350,019	GLTRX00045424

\$13,279.81
\$68.50
\$290.13
\$419.40
\$1,050.72
\$286.70
\$68.50
\$11,555.15
\$155.50
\$1,050.72
\$19,833.41
\$389.90
\$82.20
\$383.30
\$1,313.40
\$798.40
\$14,314.57
\$68.50
\$312.50

Totals:	Account:	604-7400-051	Net Change	Ending Balance		
Description:	Health Ins. - Account Service	Beginning Balance:	\$80,922.23	\$163,067.82	\$86,963.87	\$6,041.64
Distribution Reference		Orig. Master Number	\$115,169.07			
		Orig. Master Name			Debit	Credit
					\$95.90	
						\$1,618.20
					\$20,609.80	
					\$108.00	
					\$445.02	
						\$1,579.20
					\$20,609.80	
					\$89.05	
					\$319.12	
					\$91.80	
					\$36.00	
						\$1,974.00
					\$20,609.80	
					\$89.05	
					\$361.63	
					\$487.50	
						\$1,579.20
					\$359.38	
					\$82.20	
					\$20,609.80	

Account:	604-7400-052	Orig. Audit Trail
Trx Date	Jrnl No.	
7/27/2017	342,291	GLTRX00044408
7/31/2017	342,213	GLTRX00044406
7/31/2017	342,294	GLTRX00044409
7/31/2017	342,975	GLTRX00044502
7/31/2017	343,003	GLTRX00044521
8/23/2017	343,588	GLTRX00044581
8/30/2017	343,931	GLTRX00044613
8/30/2017	343,932	GLTRX00044614
8/31/2017	343,969	GLTRX00044619
8/31/2017	344,470	GLTRX00044710
8/31/2017	344,470	GLTRX00044710
9/27/2017	345,135	GLTRX00044802
9/29/2017	345,271	GLTRX00044813
9/29/2017	345,272	GLTRX00044814
9/29/2017	345,351	GLTRX00044815
9/29/2017	345,508	GLTRX00044869
10/26/2017	346,601	GLTRX00044983
10/31/2017	346,764	GLTRX00045014
10/31/2017	346,765	GLTRX00045015
10/31/2017	346,766	GLTRX00045016

10/31/2017	347,213	GLTRX00045074							\$2,998.20	
11/29/2017	348,103	GLTRX00045165								\$1,579.20
11/30/2017	348,116	GLTRX00045175							\$13,780.04	
11/30/2017	348,157	GLTRX00045176							\$359.38	
11/30/2017	348,158	GLTRX00045177							\$82.20	
11/30/2017	348,466	GLTRX00045237							\$216.30	
12/28/2017	349,533	GLTRX00045341								\$2,022.56
12/29/2017	350,012	GLTRX00045421							\$1,015.40	
12/29/2017	350,017	GLTRX00045422							\$18,902.36	
12/29/2017	350,018	GLTRX00045423							\$82.20	
12/29/2017	350,019	GLTRX00045424							\$359.38	

Account:	604-7400-056		Totals:	Account:	604-7400-052	Net Change	Ending Balance			
Trx Date	Jrnl No.	Orig. Audit Trail	Description:	Health Insurance - Meter Shop	Beginning Balance:	\$112,446.95	\$227,616.02	\$122,799.31	\$10,352.36	
7/27/2017	342,291	GLTRX00044408	Distribution Reference		Orig. Master Number	\$56,569.18				

7/31/2017	342,213	GLTRX00044406								\$923.36
7/31/2017	342,294	GLTRX00044409							\$9,658.05	
7/31/2017	342,975	GLTRX00044502							\$935.00	
7/31/2017	343,003	GLTRX00044521							\$267.71	
8/23/2017	343,588	GLTRX00044581								\$955.20
8/30/2017	343,931	GLTRX00044613							\$12,762.49	
8/30/2017	343,932	GLTRX00044614							\$47.95	
8/31/2017	343,969	GLTRX00044619							\$241.74	
8/31/2017	344,470	GLTRX00044710							\$136.80	
9/27/2017	345,135	GLTRX00044802								\$1,194.00
System:	HISTORICAL DETAILED T 10/5/2018		10:45:50 AM	Page:	260	User Date:	10/5/2018	User ID:	skampsen	

N Ky Water District										
9/29/2017	345,271	GLTRX00044813							\$11,210.27	
9/29/2017	345,272	GLTRX00044814							\$41.10	
9/29/2017	345,351	GLTRX00044815							\$219.36	
10/26/2017	346,601	GLTRX00044983								\$955.20
10/31/2017	346,764	GLTRX00045014							\$217.65	
10/31/2017	346,765	GLTRX00045015							\$47.95	
10/31/2017	346,766	GLTRX00045016							\$11,210.27	
10/31/2017	347,213	GLTRX00045074							\$190.00	
11/29/2017	348,103	GLTRX00045165								\$955.20
11/30/2017	348,116	GLTRX00045175							\$11,210.27	
11/30/2017	348,157	GLTRX00045176							\$217.65	
11/30/2017	348,158	GLTRX00045177							\$47.95	
11/30/2017	348,466	GLTRX00045237							\$242.00	
12/28/2017	349,533	GLTRX00045341								\$1,194.00
12/29/2017	350,012	GLTRX00045421							\$385.60	
12/29/2017	350,017	GLTRX00045422							\$11,210.27	
12/29/2017	350,018	GLTRX00045423							\$47.95	
12/29/2017	350,019	GLTRX00045424							\$217.65	

Account:	604-7500-051		Totals:	Account:	604-7400-056	Net Change	Ending Balance			
Trx Date	Jrnl No.	Orig. Audit Trail	Description:	Education - Field Service	Beginning Balance:	\$64,650.37	\$121,219.55	\$70,827.33	\$6,176.96	
7/1/2017	342,003	PMTRX00011123	Purchases		Orig. Master Number	\$113.42				
					WDC7-3371				\$299.00	

Account:	604-7500-052		Totals:	Account:	604-7500-051	Net Change	Ending Balance			
Trx Date	Jrnl No.	Orig. Audit Trail	Description:	Education - Account Service	Beginning Balance:	\$299.00	\$412.42	\$299.00	\$0.00	
			Distribution Reference		Orig. Master Number	\$38.84				

Account:	604-7500-056		Totals:	Account:	604-7500-052	Net Change	Ending Balance	*No transactions for this account*		
Trx Date	Jrnl No.	Orig. Audit Trail	Description:	Education - Meter Shop	Beginning Balance:	\$0.00	\$38.84	\$0.00	\$0.00	
7/1/2017	342,003	PMTRX00011123	Purchases		Orig. Master Number	\$0.00				
9/7/2017	345,204	PMTRX00011202	Purchases		WDC8-3637				\$299.00	

Account:	604-7500-056		Totals:	Account:	604-7500-056	Net Change	Ending Balance			
Trx Date	Jrnl No.	Orig. Audit Trail	Description:	Education - Meter Shop	Beginning Balance:	\$598.00	\$598.00	\$598.00	\$0.00	
7/1/2017	342,003	PMTRX00011123	Purchases		Orig. Master Number					
9/7/2017	345,204	PMTRX00011202	Purchases		WDC8-3637				\$299.00	

Account:	604-8000-079	Description:	Dental Benefits Clearing Account	Beginning Balance:	\$0.00				
Trx Date	Jrnl No.	Orig. Audit Trail	Distribution Reference	Orig. Master Number	Orig. Master Name	Debit	Credit		
7/6/2017	341,870	GLTRX00044360				\$1,537.50			
7/13/2017	341,872	GLTRX00044362				\$886.90			
7/17/2017	342,212	GLTRX00044405				\$3,707.00			
7/17/2017	342,967	GLTRX00044499					\$3,707.00		
7/20/2017	342,674	GLTRX00044476				\$5,345.50			
7/27/2017	342,673	GLTRX00044475				\$4,644.90			
7/31/2017	342,975	GLTRX00044502					\$12,414.80		
8/3/2017	342,977	GLTRX00044504				\$2,017.10			
8/10/2017	343,232	GLTRX00044536				\$4,737.05			
8/10/2017	344,469	GLTRX00044708				\$91.80			
8/17/2017	343,524	GLTRX00044569				\$3,153.15			
8/25/2017	343,874	GLTRX00044602				\$2,937.10			
8/31/2017	344,332	GLTRX00044701				\$5,210.61			
8/31/2017	344,470	GLTRX00044710					\$18,146.81		
9/1/2017	344,333	GLTRX00044702				\$112.50			
9/7/2017	344,500	GLTRX00044729				\$1,340.97			
9/15/2017	344,842	GLTRX00044770				\$2,852.30			
9/21/2017	345,039	GLTRX00044785				\$3,625.30			
9/28/2017	345,507	GLTRX00044868				\$3,936.95			
9/29/2017	345,508	GLTRX00044869					\$11,868.02		
10/5/2017	345,814	GLTRX00044911				\$3,708.20			
10/9/2017	346,159	GLTRX00044937				\$4,143.10			
10/19/2017	346,483	GLTRX00044967				\$5,809.10			
10/26/2017	346,759	GLTRX00045009				\$3,637.65			
10/31/2017	347,210	GLTRX00045071				\$532.50			
10/31/2017	347,213	GLTRX00045074					\$17,830.55		
11/2/2017	347,229	GLTRX00045076				\$2,329.10			
System:	HISTORICAL DETAILED T 10/5/2018		10:45:50 AM	Page:	261	User Date:	10/5/2018	User ID:	skampsen
N Ky Water District									
11/9/2017	347,808	GLTRX00045123				\$2,593.40			
11/16/2017	347,809	GLTRX00045124				\$1,812.63			
11/23/2017	348,221	GLTRX00045183				\$1,763.70			
11/30/2017	348,416	GLTRX00045232				\$1,978.35			
11/30/2017	348,466	GLTRX00045237					\$10,477.18		
12/8/2017	348,709	GLTRX00045268				\$4,543.50			
12/14/2017	349,156	GLTRX00045298				\$4,744.60			
12/21/2017	349,575	GLTRX00045359				\$1,829.10			
12/28/2017	349,760	GLTRX00045390				\$764.28			
12/29/2017	350,012	GLTRX00045421					\$12,032.48		
12/30/2017	350,009	GLTRX00045418				\$151.00			
Totals:						Net Change	Ending Balance		
Account:	604-8000-079			604-8000-079		\$0.00	\$0.00	\$86,476.84	\$86,476.84
Description:	Pension - Executive Mgt.			Beginning Balance:		\$29,595.55			
Distribution Reference				Orig. Master Number		Orig. Master Name		Debit	Credit
7/31/2017	342,615	GLTRX00044452				\$4,938.32			
8/31/2017	344,165	GLTRX00044665				\$4,934.93			
9/29/2017	345,442	GLTRX00044844				\$6,108.72			
10/31/2017	346,828	GLTRX00045029				\$4,933.24			
11/30/2017	348,316	GLTRX00045184				\$4,953.57			
12/29/2017	349,700	GLTRX00045366				\$6,110.41			
Totals:						Net Change	Ending Balance		
Account:	604-8300-072			604-8300-072		\$31,979.19	\$61,574.74	\$31,979.19	\$0.00
Description:	Pension - BK/Accting			Beginning Balance:		\$36,758.97			
Distribution Reference				Orig. Master Number		Orig. Master Name		Debit	Credit
7/31/2017	342,615	GLTRX00044452				\$5,461.53			
8/31/2017	344,165	GLTRX00044665				\$4,534.75			
9/29/2017	345,442	GLTRX00044844				\$7,394.67			
10/31/2017	346,828	GLTRX00045029				\$5,076.75			
11/30/2017	348,316	GLTRX00045184				\$4,867.07			
12/29/2017	349,700	GLTRX00045366				\$6,093.32			
Totals:						Net Change	Ending Balance		
Account:	604-8300-074			604-8300-074		\$33,428.09	\$70,187.06	\$33,428.09	\$0.00

Account:	604-8300-078		Description:	Pension - HR/Info Systems	Beginning Balance:	\$53,284.04			
Trx Date	Jrnl No.	Orig. Audit Trail	Distribution Reference		Orig. Master Number	Orig. Master Name	Debit	Credit	
7/31/2017	342,615	GLTRX00044452					\$8,685.73		
8/31/2017	344,165	GLTRX00044665					\$9,107.52		
9/29/2017	345,442	GLTRX00044844					\$11,388.85		
10/31/2017	346,828	GLTRX00045029					\$9,615.92		
11/30/2017	348,316	GLTRX00045184					\$9,593.23		
12/29/2017	349,700	GLTRX00045366					\$12,051.96		
			Totals:	Account:	604-8300-078	Net Change	Ending Balance		
			Description:	Health Ins. - Executive Mgt.	Beginning Balance:	\$60,443.21	\$113,727.25	\$60,443.21	
			Distribution Reference		Orig. Master Number	Orig. Master Name		\$0.00	
Account:	604-8400-072						Debit	Credit	
Trx Date	Jrnl No.	Orig. Audit Trail					\$13.70		
7/27/2017	342,291	GLTRX00044408						\$283.36	
7/31/2017	342,213	GLTRX00044406						\$375.64	
7/31/2017	342,214	GLTRX00044407							
7/31/2017	342,294	GLTRX00044409					\$3,259.66		
7/31/2017	343,003	GLTRX00044521					\$143.04		
8/23/2017	343,588	GLTRX00044581						\$283.36	
8/30/2017	343,931	GLTRX00044613					\$3,259.66		
8/30/2017	343,932	GLTRX00044614					\$13.70		
8/31/2017	343,969	GLTRX00044619					\$143.04		
8/31/2017	344,470	GLTRX00044710					\$277.00		
9/27/2017	345,135	GLTRX00044802						\$354.20	
9/29/2017	345,271	GLTRX00044813					\$3,259.66		
9/29/2017	345,272	GLTRX00044814					\$13.70		
9/29/2017	345,351	GLTRX00044815					\$143.04		
10/26/2017	346,601	GLTRX00044983						\$283.36	
10/31/2017	346,764	GLTRX00045014					\$143.04		
10/31/2017	346,765	GLTRX00045015					\$13.70		
10/31/2017	346,766	GLTRX00045016					\$3,259.66		
11/29/2017	348,103	GLTRX00045165						\$283.36	
11/30/2017	348,116	GLTRX00045175					\$3,259.66		
System:	HISTORICAL DETAILED T	10/5/2018	10:45:50 AM	Page:	262	User Date:	10/5/2018	User ID:	skampsen
N Ky Water District									
11/30/2017	348,157	GLTRX00045176					\$143.04		
11/30/2017	348,158	GLTRX00045177					\$13.70		
11/30/2017	348,466	GLTRX00045237					\$78.00		
12/28/2017	349,533	GLTRX00045341						\$354.20	
12/29/2017	350,017	GLTRX00045422					\$3,259.66		
12/29/2017	350,018	GLTRX00045423					\$13.70		
12/29/2017	350,019	GLTRX00045424					\$143.04		
			Totals:	Account:	604-8400-072	Net Change	Ending Balance		
			Description:	Health Ins. - BK/Acct.	Beginning Balance:	\$18,635.92	\$35,934.71	\$20,853.40	
			Distribution Reference		Orig. Master Number	Orig. Master Name		\$2,217.48	
Account:	604-8400-074						Debit	Credit	
Trx Date	Jrnl No.	Orig. Audit Trail					\$41.10		
7/27/2017	342,291	GLTRX00044408						\$1,469.40	
7/31/2017	342,213	GLTRX00044406							
7/31/2017	342,294	GLTRX00044409					\$13,607.45		
7/31/2017	342,975	GLTRX00044502					\$86.40		
7/31/2017	343,003	GLTRX00044521					\$281.96		
8/23/2017	343,588	GLTRX00044581						\$1,294.28	
8/30/2017	343,931	GLTRX00044613					\$13,607.45		
8/30/2017	343,932	GLTRX00044614					\$41.10		
8/31/2017	343,969	GLTRX00044619					\$291.08		
8/31/2017	344,470	GLTRX00044710					\$207.00		
9/27/2017	345,135	GLTRX00044802						\$2,062.96	
9/29/2017	345,271	GLTRX00044813					\$13,607.45		
9/29/2017	345,272	GLTRX00044814					\$41.10		
9/29/2017	345,351	GLTRX00044815					\$292.74		
9/29/2017	345,508	GLTRX00044869					\$1,511.10		
10/26/2017	346,601	GLTRX00044983						\$1,527.76	
10/31/2017	346,764	GLTRX00045014					\$291.91		
10/31/2017	346,765	GLTRX00045015					\$41.10		
10/31/2017	346,766	GLTRX00045016					\$13,607.45		

10/31/2017	347,213	GLTRX00045074					\$286.00	
11/29/2017	348,103	GLTRX00045165						\$1,206.72
11/30/2017	348,116	GLTRX00045175					\$8,088.61	
11/30/2017	348,157	GLTRX00045176					\$199.73	
11/30/2017	348,158	GLTRX00045177					\$27.40	
11/30/2017	348,466	GLTRX00045237					\$746.10	
12/28/2017	349,533	GLTRX00045341						\$1,508.40
12/29/2017	350,012	GLTRX00045421					\$304.60	
12/29/2017	350,017	GLTRX00045422					\$10,848.03	
12/29/2017	350,018	GLTRX00045423					\$34.25	
12/29/2017	350,019	GLTRX00045424					\$245.82	

Account:	604-8400-078		Totals:	Account:	604-8400-074	Net Change	Ending Balance		
			Description:	Health Ins - HR/Info Systems	Beginning Balance:	\$69,267.41	\$144,451.32	\$78,336.93	\$9,069.52

Trx Date	Jrnl No.	Orig. Audit Trail	Description Reference	Orig. Master Number	Orig. Master Name	Debit	Credit
7/1/2017	342,028	PMTRX00011123	Purchases	43858760	United Healthcare Insurance	\$5.71	
7/26/2017	342,761	PMTRX00011138	Purchases	44084577	United Healthcare Insurance	\$5.71	
7/27/2017	342,291	GLTRX00044408				\$54.80	
7/31/2017	342,213	GLTRX00044406					\$1,111.20
7/31/2017	342,294	GLTRX00044409				\$13,780.04	
7/31/2017	342,975	GLTRX00044502				\$786.10	
7/31/2017	343,003	GLTRX00044521				\$489.95	
8/23/2017	343,588	GLTRX00044581					\$1,111.20
8/30/2017	343,931	GLTRX00044613				\$12,917.71	
8/30/2017	343,932	GLTRX00044614				\$54.80	
8/31/2017	343,969	GLTRX00044619				\$461.85	
8/31/2017	344,256	PMTRX00011174	Purchases	44314027	United Healthcare Insurance	\$5.68	
8/31/2017	344,470	GLTRX00044710				\$927.10	
9/27/2017	345,135	GLTRX00044802					\$1,389.00
9/29/2017	345,271	GLTRX00044813				\$12,917.71	
9/29/2017	345,272	GLTRX00044814				\$54.80	
9/29/2017	345,351	GLTRX00044815				\$461.85	
9/29/2017	345,508	GLTRX00044869				\$323.00	
10/3/2017	345,966	PMTRX00011222	Purchases	44490733	United Healthcare Insurance	\$5.71	
10/26/2017	346,601	GLTRX00044983					\$1,111.20
10/31/2017	346,764	GLTRX00045014				\$461.85	
10/31/2017	346,765	GLTRX00045015				\$54.80	
10/31/2017	346,766	GLTRX00045016				\$12,917.71	
10/31/2017	347,169	PMTRX00011253	Purchases	44610411	United Healthcare Insurance	\$5.65	

System: HISTORICAL DETAILED T 10/5/2018 Page: 263 User Date: 10/5/2018 User ID: skampsen

N Ky Water District									
10/31/2017	347,213	GLTRX00045074					\$420.90		
11/29/2017	348,103	GLTRX00045165						\$1,238.56	
11/30/2017	348,116	GLTRX00045175					\$14,469.93		
11/30/2017	348,157	GLTRX00045176					\$492.44		
11/30/2017	348,158	GLTRX00045177					\$61.65		
11/30/2017	348,466	GLTRX00045237					\$334.20		
11/30/2017	348,545	PMTRX00011287	Purchases	44714400	United Healthcare Insurance	\$5.69			
12/28/2017	349,533	GLTRX00045341						\$1,548.20	
12/29/2017	349,845	PMTRX00011322	Purchases	44828489	United Healthcare Insurance	\$5.68			
12/29/2017	350,012	GLTRX00045421					\$197.00		
12/29/2017	350,017	GLTRX00045422					\$14,469.93		
12/29/2017	350,018	GLTRX00045423					\$61.65		
12/29/2017	350,019	GLTRX00045424					\$492.44		

Account:	604-8500-072		Totals:	Account:	604-8400-078	Net Change	Ending Balance		
			Description:	Education - Executive Mgt.	Beginning Balance:	\$80,194.68	\$157,197.24	\$87,704.04	\$7,509.36

Trx Date	Jrnl No.	Orig. Audit Trail	Description Reference	Orig. Master Number	Orig. Master Name	Debit	Credit
10/25/2017	346,653	PMTRX00011241	Purchases	18228	Kentucky Rural Water Assoc	\$1,700.00	
12/1/2017	348,589	PMTRX00011290	Purchases	2018 RENEWAL	AMWA	\$7,674.00	
12/1/2017	348,612	PMTRX00011290	Purchases	2018-0101	Water ISAC	\$1,999.00	
12/28/2017	349,592	PMTRX00011317	Purchases	RON LOVAN 2018	American Academy	\$200.00	

Account:	604-8500-072		Totals:	Account:	604-8500-072	Net Change	Ending Balance		
			Description:	Education - Executive Mgt.	Beginning Balance:	\$11,573.00	\$12,073.00	\$11,573.00	\$0.00

Account:	604-8500-074		Description:	Education- Accounting	Beginning Balance:	\$453.00		
Trx Date	Jrnl No.	Orig. Audit Trail	Distribution Reference		Orig. Master Number	Orig. Master Name	Debit	Credit
7/17/2017	342,033	PMTRX00011123	Purchases		CPA LICENSE 07/17	Kampsen, Stacey	\$103.50	
7/17/2017	342,035	PMTRX00011123	Purchases		CPA MEMBER 07/17	Kampsen, Stacey	\$330.00	
7/17/2017	342,036	PMTRX00011123	Purchases		CONT ED. 07/17	Kampsen, Stacey	\$526.00	
10/1/2017	346,152	GLTRX00044930					\$330.00	
11/1/2017	346,965	PMTRX00011248	Purchases		STACEY KAMPSEN 11/17	Agricultural Economics	\$325.00	
11/6/2017	347,654	PMTRX00011269	Purchases		MILEAGE 11/6/17	Kampsen, Stacey	\$99.51	
12/31/2017	350,603	GLTRX00045498					\$823.00	

Totals:	Account:	604-8500-074	Net Change	Ending Balance	\$2,537.01	\$2,990.01	\$2,537.01	\$0.00
---------	----------	--------------	------------	----------------	------------	------------	------------	--------

Account:	604-8500-076		Description:	Education - Board of Comm.	Beginning Balance:	\$2,599.56		
Trx Date	Jrnl No.	Orig. Audit Trail	Distribution Reference		Orig. Master Number	Orig. Master Name	Debit	Credit
7/1/2017	341,869	GLTRX00044359					\$2,253.68	
7/20/2017	342,041	PMTRX00011123	Purchases		TRAVEL EXPENSE 6/17	Wagner, Douglas	\$613.45	
7/20/2017	342,354	CMTRX00008116	Bank Transaction Entry		RCT000037198			\$57.05
8/16/2017	343,235	GLTRX00044537					\$36.69	
9/18/2017	344,836	GLTRX00044756					\$123.11	
10/1/2017	346,152	GLTRX00044930					\$59.08	
12/31/2017	350,603	GLTRX00045498					\$24.22	

Totals:	Account:	604-8500-076	Net Change	Ending Balance	\$3,053.18	\$5,652.74	\$3,110.23	\$57.05
---------	----------	--------------	------------	----------------	------------	------------	------------	---------

Account:	604-8500-078		Description:	Education - HR-Info Systems	Beginning Balance:	\$5,746.53		
Trx Date	Jrnl No.	Orig. Audit Trail	Distribution Reference		Orig. Master Number	Orig. Master Name	Debit	Credit
7/1/2017	341,869	GLTRX00044359					\$250.00	
7/3/2017	342,689	PMTRX00011137	Purchases		1028	Core Consulting Group	\$3,000.00	
7/19/2017	342,347	CMTRX00008115	Bank Transaction Entry		RCT000037191			\$19.84
7/21/2017	342,134	PMTRX00011125	Purchases		TRAVEL 07/17	Murphy, Brad	\$476.13	
8/16/2017	343,235	GLTRX00044537					\$247.50	
9/18/2017	344,836	GLTRX00044756					\$159.00	
10/1/2017	346,152	GLTRX00044930					\$693.62	
11/3/2017	347,886	CMTRX00008216	Bank Transaction Entry		RCT000037956			\$125.12
11/10/2017	347,427	PMTRX00011260	Purchases		MILEAGE 07-11,2017	Boden, Deanna	\$309.23	
11/16/2017	347,521	GLTRX00045106					\$574.50	
12/4/2017	348,590	PMTRX00011290	Purchases		CONF # 138925	Best Western Plus Hotel	\$1,202.00	
12/4/2017	348,600	PMTRX00011290	Purchases		TRAVEL 01/17	Marmo, Maria	\$250.00	
12/19/2017	349,473	PMTRX00011315	Purchases		EVENTS 10-12,2017	Clemons, Kim	\$10.00	
12/20/2017	349,155	GLTRX00045297					\$1,584.88	
12/21/2017	349,474	PMTRX00011315	Purchases		MILEAGE 05-12,2017	Clemons, Kim	\$202.23	
12/22/2017	349,467	PMTRX00011315	Purchases		MILEAGE 11-12,2017	Boden, Deanna	\$78.11	
12/29/2017	349,574	CMTRX00008258	Bank Transaction Entry		RCT000038275			\$750.52
12/31/2017	350,603	GLTRX00045498					\$750.52	

System:	HISTORICAL DETAILED T 10/5/2018	10:45:50 AM	Page:	264	User Date:	10/5/2018	User ID:	skampsen
---------	---------------------------------	-------------	-------	-----	------------	-----------	----------	----------

Totals:	Account:	604-8500-078	Net Change	Ending Balance	\$8,892.24	\$14,638.77	\$9,787.72	\$895.48
---------	----------	--------------	------------	----------------	------------	-------------	------------	----------

Account:	604-8700-072		Description:	Misc. Benefits - Executive Mgt.	Beginning Balance:	\$10,655.63		
Trx Date	Jrnl No.	Orig. Audit Trail	Distribution Reference		Orig. Master Number	Orig. Master Name	Debit	Credit
7/1/2017	341,869	GLTRX00044359					\$2,615.77	
7/7/2017	342,172	CMTRX00008106	Bank Transaction Entry		RCT000037128			\$758.85
7/31/2017	342,598	PMTRX00011136	Purchases		PETTY CASH 07/17	Colleen Medert-Petty Cash	\$15.00	
8/1/2017	343,039	PMTRX00011146	Purchases		87X43178 08/17	MONY	\$1,120.00	
8/1/2017	343,040	PMTRX00011146	Purchases		82X10092 08/17	MONY	\$1,533.00	
8/1/2017	343,397	PMTRX00011155	Purchases		6343941 8/17	Provident Life & Accident Ins.	\$577.75	
8/16/2017	343,235	GLTRX00044537					\$365.95	
8/31/2017	343,722	GLTRX00044594						\$375.64
9/18/2017	344,836	GLTRX00044756					\$24.14	
9/28/2017	345,171	GLTRX00044803						\$474.62
9/29/2017	345,591	PMTRX00011209	Purchases		PETTY CASH 09/17	Colleen Medert-Petty Cash	\$2.00	
10/1/2017	346,152	GLTRX00044930					\$63.11	
10/26/2017	346,614	GLTRX00044984						\$381.84
11/4/2017	347,675	PMTRX00011269	Purchases		6343941 11/17	Provident Life & Accident Ins.	\$577.75	
11/16/2017	347,521	GLTRX00045106					\$1,178.83	
11/17/2017	348,102	CMTRX00008227	Bank Transaction Entry		RCT000038035			\$4.53



11/30/2017	348,105	GLTRX00045167							\$381.84
12/20/2017	349,155	GLTRX00045297						\$105.41	
12/29/2017	349,550	GLTRX00045354							\$477.30
12/31/2017	350,603	GLTRX00045498						\$31.69	

Account: 604-8700-078			Totals:	Account: 604-8700-072	Net Change	Ending Balance		
Trx Date	Jrnl No.	Orig. Audit Trail	Description:	Miscellaneous Benefits - HR/Info Sys	\$5,355.78	\$16,011.41	\$8,210.40	\$2,854.62
7/7/2017	341,501	PMVVRO0001328	Distribution Reference	Beginning Balance:	\$1,095.73			
8/1/2017	343,052	PMTRX00011146	Purchases	Receipt 68	Orig. Master Name	Debit	Credit	
9/20/2017	345,167	PMTRX00011200	Purchases	9007178915	NKYSHRM	\$199.00	\$250.00	
9/25/2017	345,269	PMTRX00011205	Purchases	489296	Wildman Corporate Apparel	\$94.94		
10/5/2017	346,236	PMTRX00011228	Purchases	490559	Wildman Corporate Apparel	\$97.38		
11/10/2017	347,840	PMTRX00011271	Purchases	81213	Employers Resource Association	\$942.00		
12/21/2017	349,632	PMTRX00011317	Purchases	112117	Randy's Rugged Wear	\$39.99		
12/21/2017	349,633	PMTRX00011317	Purchases	509917	Wildman Corporate Apparel	\$75.96		
12/21/2017	349,634	PMTRX00011317	Purchases	509918	Wildman Corporate Apparel	\$60.76		
12/21/2017	349,635	PMTRX00011317	Purchases	509909	Wildman Corporate Apparel	\$22.78		
				509911	Wildman Corporate Apparel	\$37.98		

Account: 604-8700-079			Totals:	Account: 604-8700-078	Net Change	Ending Balance		
Trx Date	Jrnl No.	Orig. Audit Trail	Description:	Misc. Benefits - District	\$1,320.79	\$2,416.52	\$1,570.79	\$250.00
7/31/2017	342,214	GLTRX00044407	Distribution Reference	Beginning Balance:	(\$3,573.17)			
8/31/2017	343,722	GLTRX00044594	Purchases	Orig. Master Number	Orig. Master Name	Debit	Credit	
9/28/2017	345,171	GLTRX00044803	Purchases			\$1,011.48		
10/26/2017	346,614	GLTRX00044984	Purchases				\$309.49	
11/30/2017	348,105	GLTRX00045167	Purchases				\$307.78	
12/29/2017	349,550	GLTRX00045354	Purchases				\$372.07	
12/31/2017	350,715	GLTRX00045516	Purchases				\$933.79	

Account: 615-1000-015			Totals:	Account: 604-8700-079	Net Change	Ending Balance		
Trx Date	Jrnl No.	Orig. Audit Trail	Description:	Electric Cost - Licking Station	(\$90.75)	(\$3,663.92)	\$1,945.27	\$2,036.02
7/19/2017	342,251	PMTRX00011128	Distribution Reference	Beginning Balance:	\$9,651.83			
8/17/2017	343,629	PMTRX00011159	Purchases	55002055014 7/17	Orig. Master Name	Debit	Credit	
9/18/2017	345,070	PMTRX00011198	Purchases	55002055014 8/17	Duke Energy	\$2,093.53		
10/17/2017	346,549	PMTRX00011236	Purchases	55002055014 9/17	Duke Energy	\$2,622.04		
11/15/2017	347,846	PMTRX00011272	Purchases	55002055014 10/17	Duke Energy	\$2,374.26		
12/16/2017	349,481	PMTRX00011315	Purchases	55002055014 11/17	Duke Energy	\$2,352.08		
				55002055014 12/17	Duke Energy	\$2,470.52		
					Duke Energy	\$1,671.46		

System: HISTORICAL DETAILED T 10/5/2018  
 N Ky Water District  
 10:45:50 AM  
 Page: 265  
 User Date: 10/5/2018  
 User ID: skampsen

Account: 615-1000-026			Totals:	Account: 615-1000-015	Net Change	Ending Balance		
Trx Date	Jrnl No.	Orig. Audit Trail	Description:	Electric Cost - Ohio River Station	\$342,431.54	\$23,235.72	\$13,583.89	\$0.00
7/11/2017	341,878	PMTRX00011117	Distribution Reference	Beginning Balance:	\$342,431.54			
7/11/2017	341,880	PMTRX00011117	Purchases	60702113019 7/17	Orig. Master Name	Debit	Credit	
8/9/2017	343,218	PMTRX00011150	Purchases	57603707011 7/17	Duke Energy	\$51,009.08		
8/9/2017	343,221	PMTRX00011150	Purchases	57603707011 8/17	Duke Energy	\$10.59		
9/8/2017	344,669	PMTRX00011189	Purchases	57603707011 8/17	Duke Energy	\$10.47		
9/8/2017	344,671	PMTRX00011189	Purchases	60702113019 8/17	Duke Energy	\$45,845.74		
10/9/2017	346,217	PMTRX00011228	Purchases	57603707011 9/17	Duke Energy	\$10.36		
10/9/2017	346,221	PMTRX00011228	Purchases	60702113019 9/17	Duke Energy	\$46,675.86		
11/7/2017	347,615	PMTRX00011268	Purchases	60702113019 10/17	Duke Energy	\$73,497.71		
11/7/2017	347,617	PMTRX00011268	Purchases	57603707011 10/17	Duke Energy	\$10.01		
12/8/2017	348,764	PMTRX00011295	Purchases	60702113019 11/17	Duke Energy	\$52,232.05		
12/8/2017	348,766	PMTRX00011295	Purchases	57603707011 11/17	Duke Energy	\$10.53		
				57603707011 12/17	Duke Energy	\$10.41		
				60702113019 12/17	Duke Energy	\$60,128.20		

Account: 615-1000-101			Totals:	Account: 615-1000-026	Net Change	Ending Balance		
Trx Date	Jrnl No.	Orig. Audit Trail	Description:	Electric Cost Source of Supply - New	\$329,451.01	\$671,882.55	\$329,451.01	\$0.00
7/11/2017	341,884	PMTRX00011117	Distribution Reference	Beginning Balance:	\$47,317.21			
7/11/2017	341,888	PMTRX00011117	Purchases	37603707010 7/17	Orig. Master Name	Debit	Credit	
8/9/2017	343,216	PMTRX00011150	Purchases	36800736026 7/17	Duke Energy	\$7.43		
				36800736026 8/17	Duke Energy	\$9,237.98		
					Duke Energy	\$7,898.21		

8/9/2017	343,222	PMTRX00011150	Purchases	37603707010	8/17	Duke Energy	\$7.27	
9/8/2017	344,668	PMTRX00011189	Purchases	36800736026	9/17	Duke Energy	\$8,109.88	
9/8/2017	344,672	PMTRX00011189	Purchases	37603707010	9/17	Duke Energy	\$7.10	
10/9/2017	346,222	PMTRX00011228	Purchases	36800736026	10/17	Duke Energy	\$10,339.76	
10/9/2017	346,223	PMTRX00011228	Purchases	37603707010	10/17	Duke Energy	\$6.65	
11/7/2017	347,602	PMTRX00011268	Purchases	36800736026	11/17	Duke Energy	\$858.09	
11/7/2017	347,613	PMTRX00011268	Purchases	37603707010	11/17	Duke Energy	\$7.32	
12/8/2017	348,763	PMTRX00011295	Purchases	36800736026	12/17	Duke Energy	\$709.88	
12/8/2017	348,768	PMTRX00011295	Purchases	37603707010	12/17	Duke Energy	\$7.16	

Account: 615-3000-001			Totals:	Account: 615-1000-101	Net Change	Ending Balance		
Trx Date			Description:	Electric Cost - FTTP	\$37,196.73	\$84,513.94	\$37,196.73	\$0.00
Jrnl No.			Distribution Reference	Beginning Balance:	\$135,084.69			
Orig. Audit Trail				Orig. Master Number	Orig. Master Name	Debit	Credit	
7/3/2017	341,652	PMTRX00011112	Purchases	44000883201	7/17	Duke Energy	\$48.27	
7/5/2017	341,656	PMTRX00011112	Purchases	89500806010	7/17	Duke Energy	\$19,100.21	
7/6/2017	341,662	PMTRX00011112	Purchases	47500467203	7/17	Duke Energy	\$196.16	
7/6/2017	341,664	PMTRX00011112	Purchases	27202174014	7/17	Duke Energy	\$2,193.63	
7/6/2017	341,666	PMTRX00011112	Purchases	86502205015	7/17	Duke Energy	\$501.77	
8/2/2017	343,021	PMTRX00011145	Purchases	47500467203	8/17	Duke Energy	\$151.97	
8/2/2017	343,022	PMTRX00011145	Purchases	27202174014	8/17	Duke Energy	\$2,230.93	
8/3/2017	343,017	PMTRX00011145	Purchases	89500806010	8/17	Duke Energy	\$19,340.13	
8/4/2017	343,227	PMTRX00011150	Purchases	44000883201	8/17	Duke Energy	\$79.77	
9/1/2017	344,354	PMTRX00011177	Purchases	47500467203	9/17	Duke Energy	\$173.36	
9/1/2017	344,355	PMTRX00011177	Purchases	27202174014	9/17	Duke Energy	\$2,141.30	
9/1/2017	344,358	PMTRX00011177	Purchases	89500806010	9/17	Duke Energy	\$17,800.55	
9/1/2017	344,362	PMTRX00011177	Purchases	86502205015	9/17	Duke Energy	\$109.46	
9/5/2017	344,680	PMTRX00011189	Purchases	44000883201	9/17	Duke Energy	\$24.42	
10/3/2017	345,847	PMTRX00011215	Purchases	89500806010	10/17	Duke Energy	\$16,240.84	
10/4/2017	345,852	PMTRX00011215	Purchases	47500467203	10/17	Duke Energy	\$149.90	
10/4/2017	345,854	PMTRX00011215	Purchases	27202174014	10/17	Duke Energy	\$1,994.17	
10/4/2017	345,856	PMTRX00011215	Purchases	86502205015	10/17	Duke Energy	\$388.35	
10/4/2017	346,020	PMTRX00011223	Purchases	44000883201	10/17	Duke Energy	\$20.87	
11/1/2017	347,247	PMTRX00011256	Purchases	89500806010	11/17	Duke Energy	\$18,529.15	
11/1/2017	347,256	PMTRX00011256	Purchases	27202174014	11/17	Duke Energy	\$1,931.03	
11/1/2017	347,262	PMTRX00011256	Purchases	44000883201	11/17	Duke Energy	\$21.74	
11/1/2017	347,264	PMTRX00011256	Purchases	47500467203	11/17	Duke Energy	\$234.86	
11/2/2017	347,248	PMTRX00011256	Purchases	86502205015	11/17	Duke Energy	\$20.61	
12/1/2017	348,756	PMTRX00011295	Purchases	86502205015	12/17	Duke Energy	\$60.53	
12/1/2017	348,757	PMTRX00011295	Purchases	27202174014	12/17	Duke Energy	\$2,420.60	
12/1/2017	348,758	PMTRX00011295	Purchases	47500467203	12/17	Duke Energy	\$1,017.85	
12/1/2017	349,194	PMTRX00011305	Purchases	44000883201	12/17	Duke Energy	\$22.12	
12/4/2017	348,754	PMTRX00011295	Purchases	89500806010	12/17	Duke Energy	\$20,331.17	

System: HISTORICAL DETAILED T 10/5/2018  
 N Ky Water District  
 Account: 615-3000-002  
 Trx Date Jrnl No. Orig. Audit Trail Description: Electric Cost - TMTP  
 7/19/2017 342,257 PMTRX00011128 Purchases 98003659011 7/17 Duke Energy \$991.47  
 8/17/2017 343,628 PMTRX00011159 Purchases 98003659011 8/17 Duke Energy \$930.47  
 9/18/2017 345,064 PMTRX00011198 Purchases 98003659011 9/17 Duke Energy \$858.18  
 10/17/2017 346,550 PMTRX00011236 Purchases 98003659011 10/17 Duke Energy \$850.17  
 11/15/2017 347,847 PMTRX00011272 Purchases 98003659011 11/17 Duke Energy \$858.15  
 12/16/2017 349,480 PMTRX00011315 Purchases 98003659011 12/17 Duke Energy \$492.71

Account: 615-3000-029			Totals:	Account: 615-3000-002	Net Change	Ending Balance		
Trx Date			Description:	Electric Service- MPTP	\$4,981.15	\$9,392.88	\$4,981.15	\$0.00
Jrnl No.			Distribution Reference	Beginning Balance:	\$55,752.15			
Orig. Audit Trail				Orig. Master Number	Orig. Master Name	Debit	Credit	
7/11/2017	341,882	PMTRX00011117	Purchases	36100729029	7/17	Duke Energy	\$10,349.23	
7/11/2017	341,889	PMTRX00011117	Purchases	40502120028	7/17	Duke Energy	\$199.66	
8/9/2017	343,213	PMTRX00011150	Purchases	502120028	8/17	Duke Energy	\$145.07	
8/9/2017	343,214	PMTRX00011150	Purchases	36100729029	8/17	Duke Energy	\$9,957.00	
9/8/2017	344,673	PMTRX00011189	Purchases	36100729029	9/17	Duke Energy	\$9,334.50	
9/12/2017	344,858	PMTRX00011193	Purchases	40502120028	9/17	Duke Energy	\$168.27	

10/9/2017	346,233	PMTRX00011228	Purchases	36100729029 10/17	Duke Energy	\$6,610.45				
10/11/2017	346,227	PMTRX00011228	Purchases	40502120028 10/17	Duke Energy	\$161.23				
11/7/2017	347,609	PMTRX00011268	Purchases	36100729029 11/17	Duke Energy	\$6,242.38				
11/9/2017	347,606	PMTRX00011268	Purchases	40502120028 11/17	Duke Energy	\$223.82				
12/8/2017	348,774	PMTRX00011295	Purchases	36100729029 12/17	Duke Energy	\$7,679.28				
12/12/2017	349,186	PMTRX00011305	Purchases	40502120028 12/17	Duke Energy	\$591.27				
			Totals:	Account:	615-3000-029	\$51,662.16	Ending Balance	\$51,662.16	\$0.00	
Account:	615-5000-005		Description:	Electric Cost - Bristow Rd Station	Beginning Balance:	\$3,622.37				
Trx Date	Jrnl No.	Orig. Audit Trail	Distribution Reference	Orig. Master Number	Orig. Master Name		Debit	Credit		
8/7/2017	343,317	PMTRX00011153	Purchases	5121005 8/17	Owen Electric Cooperative Inc		\$752.24			
9/7/2017	344,734	PMTRX00011191	Purchases	5121005 9/17	Owen Electric Cooperative Inc		\$680.87			
10/5/2017	345,909	PMTRX00011219	Purchases	5121005 10/17	Owen Electric Cooperative Inc		\$536.53			
11/6/2017	347,509	PMTRX00011263	Purchases	5121005 11/17	Owen Electric Cooperative Inc		\$501.36			
12/6/2017	348,865	PMTRX00011297	Purchases	5121005 12/17	Owen Electric Cooperative Inc		\$750.43			
12/20/2017	349,443	CMTRX00008254	Bank Transaction Entry	RCT000038245					\$447.74	
			Totals:	Account:	615-5000-005	\$2,773.69	Ending Balance	\$3,221.43	\$447.74	
Account:	615-5000-006		Description:	Electric Cost- Bromley Station	Beginning Balance:	\$16,644.32				
Trx Date	Jrnl No.	Orig. Audit Trail	Distribution Reference	Orig. Master Number	Orig. Master Name		Debit	Credit		
8/2/2017	343,011	PMTRX00011145	Purchases	68200435200 8/17	Duke Energy		\$2,892.24			
9/1/2017	344,679	PMTRX00011189	Purchases	68200435200 9/17	Duke Energy		\$2,580.65			
10/1/2017	345,859	PMTRX00011215	Purchases	68200435200 10/17	Duke Energy		\$2,287.94			
11/1/2017	347,254	PMTRX00011256	Purchases	68200435200 11/17	Duke Energy		\$2,088.67			
12/1/2017	349,190	PMTRX00011305	Purchases	68200435200 12/17	Duke Energy		\$3,077.47			
			Totals:	Account:	615-5000-006	\$12,926.97	Ending Balance	\$12,926.97	\$0.00	
Account:	615-5000-008		Description:	Electric Cost - Dudley Pike Station	Beginning Balance:	\$117,504.83				
Trx Date	Jrnl No.	Orig. Audit Trail	Distribution Reference	Orig. Master Number	Orig. Master Name		Debit	Credit		
7/24/2017	342,581	PMTRX00011135	Purchases	55600815015 7/17	Duke Energy		\$24,804.73			
8/22/2017	343,907	PMTRX00011165	Purchases	55600815015 8/17	Duke Energy		\$26,486.64			
9/21/2017	345,063	PMTRX00011198	Purchases	55600815015 9/17	Duke Energy		\$21,357.20			
10/20/2017	346,645	PMTRX00011241	Purchases	55600815015 10/17	Duke Energy		\$19,050.21			
11/20/2017	348,070	PMTRX00011276	Purchases	55600815015 11/17	Duke Energy		\$20,044.91			
12/20/2017	349,527	PMTRX00011316	Purchases	55600815015 12/17	Duke Energy		\$18,280.77			
			Totals:	Account:	615-5000-008	\$130,024.46	Ending Balance	\$247,529.29	\$130,024.46	\$0.00
Account:	615-5000-009		Description:	Electric Cost - Hands Pike Station	Beginning Balance:	\$5,045.98				
Trx Date	Jrnl No.	Orig. Audit Trail	Distribution Reference	Orig. Master Number	Orig. Master Name		Debit	Credit		
7/25/2017	342,691	PMTRX00011137	Purchases	80000694200 7/17	Duke Energy		\$584.59			
8/23/2017	343,987	PMTRX00011167	Purchases	80000694200 8/17	Duke Energy		\$623.72			
9/22/2017	345,209	PMTRX00011203	Purchases	80000694200 9/17	Duke Energy		\$468.02			
11/21/2017	348,124	PMTRX00011277	Purchases	80000694200 11/17	Duke Energy		\$552.51			
System:	HISTORICAL DETAILED T	10/5/2018	10:45:50 AM	Page:	User Date:	10/5/2018			skampsen	
N Ky Water District										
12/21/2017	349,762	PMTRX00011321	Purchases	80000694200 12/17	Duke Energy		\$674.95			
			Totals:	Account:	615-5000-009	\$2,903.79	Ending Balance	\$7,949.77	\$2,903.79	\$0.00
Account:	615-5000-010		Description:	Electric Cost Carothers Rd Station	Beginning Balance:	\$11,164.56				
Trx Date	Jrnl No.	Orig. Audit Trail	Distribution Reference	Orig. Master Number	Orig. Master Name		Debit	Credit		
7/5/2017	341,655	PMTRX00011112	Purchases	69402048026 7/17	Duke Energy		\$2,102.09			
8/3/2017	343,015	PMTRX00011145	Purchases	69402048026 8/17	Duke Energy		\$2,023.42			
9/1/2017	344,364	PMTRX00011177	Purchases	69402048026 9/17	Duke Energy		\$1,927.84			
10/3/2017	345,850	PMTRX00011215	Purchases	69402048026 10/17	Duke Energy		\$1,547.70			
11/1/2017	347,249	PMTRX00011256	Purchases	69402048026 11/17	Duke Energy		\$342.00			
12/4/2017	348,761	PMTRX00011295	Purchases	69402048026 12/17	Duke Energy		\$500.00			
			Totals:	Account:	615-5000-010	\$8,443.05	Ending Balance	\$19,607.61	\$8,443.05	\$0.00
Account:	615-5000-011		Description:	Electric Cost - Latonia Station	Beginning Balance:	\$3,989.39				
Trx Date	Jrnl No.	Orig. Audit Trail	Distribution Reference	Orig. Master Number	Orig. Master Name		Debit	Credit		
7/19/2017	342,391	PMTRX00011131	Purchases	9800343205 7/17	Duke Energy		\$926.90			
8/21/2017	343,986	PMTRX00011167	Purchases	9800343205 8/17	Duke Energy		\$944.69			
9/18/2017	345,062	PMTRX00011198	Purchases	9800343205 9/17	Duke Energy		\$897.63			
10/17/2017	346,552	PMTRX00011236	Purchases	9800343205 10/17	Duke Energy		\$846.13			

11/17/2017	348,068	PMTRX00011276	Purchases	9800343205 11/17	Duke Energy	\$813.91		
12/19/2017	349,522	PMTRX00011316	Purchases	9800343205 12/17	Duke Energy	\$848.39		
			Totals:	Account: 615-5000-011	Net Change	Ending Balance	\$5,277.65	\$0.00
Account:	615-5000-012		Description:	Electric Cost-W.Covington Station	Beginning Balance:	\$1,286.16		
Trx Date	Jrnl No.	Orig. Audit Trail	Distribution Reference	Orig. Master Number	Orig. Master Name	Debit	Credit	
7/1/2017	341,648	PMTRX00011112	Purchases	62900752208 7/17	Duke Energy	\$167.18		
8/1/2017	343,019	PMTRX00011145	Purchases	62900752208 8/17	Duke Energy	\$133.80		
9/1/2017	344,856	PMTRX00011193	Purchases	62900752208 9/17	Duke Energy	\$157.22		
9/28/2017	345,644	PMTRX00011211	Purchases	62900752208 10/17	Duke Energy	\$207.44		
			Totals:	Account: 615-5000-012	Net Change	Ending Balance	\$665.64	\$0.00
Account:	615-5000-014		Description:	Electric Cost-TMTP Station	Beginning Balance:	\$121,382.70		
Trx Date	Jrnl No.	Orig. Audit Trail	Distribution Reference	Orig. Master Number	Orig. Master Name	Debit	Credit	
7/19/2017	342,253	PMTRX00011128	Purchases	30800678010 7/17	Duke Energy	\$25,640.57		
8/17/2017	343,632	PMTRX00011159	Purchases	30800678010 8/17	Duke Energy	\$24,024.31		
9/18/2017	345,068	PMTRX00011198	Purchases	30800678010 9/17	Duke Energy	\$24,379.80		
10/17/2017	346,546	PMTRX00011236	Purchases	30800678010 10/17	Duke Energy	\$21,740.41		
11/15/2017	347,851	PMTRX00011272	Purchases	30800678010 11/17	Duke Energy	\$19,014.00		
12/16/2017	349,476	PMTRX00011315	Purchases	30800678010 12/17	Duke Energy	\$18,705.08		
			Totals:	Account: 615-5000-014	Net Change	Ending Balance	\$665.64	\$0.00
Account:	615-5000-016		Description:	Electric Cost - WaterWorks PS	Beginning Balance:	\$44,134.87		
Trx Date	Jrnl No.	Orig. Audit Trail	Distribution Reference	Orig. Master Number	Orig. Master Name	Debit	Credit	
7/1/2017	341,651	PMTRX00011112	Purchases	68200435200	Duke Energy	\$2,309.28		
7/11/2017	341,886	PMTRX00011117	Purchases	31902189010 7/17	Duke Energy	\$9,384.62		
8/9/2017	343,229	PMTRX00011150	Purchases	31902189010 8/17	Duke Energy	\$8,344.99		
9/8/2017	344,677	PMTRX00011189	Purchases	31902189010 9/17	Duke Energy	\$8,659.13		
10/9/2017	346,216	PMTRX00011228	Purchases	31902189010 10/17	Duke Energy	\$5,035.93		
11/7/2017	347,600	PMTRX00011268	Purchases	31902189010 11/17	Duke Energy	\$125.82		
12/8/2017	348,776	PMTRX00011295	Purchases	31902189010 12/17	Duke Energy	\$130.95		
			Totals:	Account: 615-5000-016	Net Change	Ending Balance	\$33,990.72	\$0.00
Account:	615-5000-017		Description:	Electric Cost - Richardson Road Stati	Beginning Balance:	\$68,530.01		
Trx Date	Jrnl No.	Orig. Audit Trail	Distribution Reference	Orig. Master Number	Orig. Master Name	Debit	Credit	
7/7/2017	341,680	PMTRX00011112	Purchases	5121003 7/17	Owen Electric Cooperative Inc	\$13,848.99		
8/7/2017	343,886	GLTRX00044606				\$14,981.56		
9/7/2017	344,733	PMTRX00011191	Purchases	5121003 9/17	Owen Electric Cooperative Inc	\$16,030.59		
10/5/2017	345,908	PMTRX00011219	Purchases	5121003 10/17	Owen Electric Cooperative Inc	\$13,305.51		
11/6/2017	347,508	PMTRX00011263	Purchases	5121003 11/17	Owen Electric Cooperative Inc	\$10,612.34		
12/20/2017	349,443	CMTRX00008254	Bank Transaction Entry	RCT000038245				\$6,790.77
System:	HISTORICAL DETAILED T 10/5/2018		10:45:50 AM	Page: 268	User Date:	10/5/2018	User ID:	skampsen
			Totals:	Account: 615-5000-017	Net Change	Ending Balance	\$68,778.99	\$6,790.77
Account:	615-5000-018		Description:	Electric Cost - Ripple Creek Station	Beginning Balance:	\$9,584.26		
Trx Date	Jrnl No.	Orig. Audit Trail	Distribution Reference	Orig. Master Number	Orig. Master Name	Debit	Credit	
7/13/2017	341,970	PMTRX00011121	Purchases	43500863200 7/17	Duke Energy	\$1,804.97		
8/11/2017	343,433	PMTRX00011156	Purchases	43500863200 8/17	Duke Energy	\$1,698.97		
9/12/2017	344,951	PMTRX00011195	Purchases	43500863200 9/17	Duke Energy	\$1,742.34		
10/11/2017	346,234	PMTRX00011228	Purchases	43500863200 10/17	Duke Energy	\$1,640.05		
11/9/2017	347,620	PMTRX00011268	Purchases	43500863200 11/17	Duke Energy	\$1,570.95		
12/12/2017	349,188	PMTRX00011305	Purchases	43500863200 12/17	Duke Energy	\$1,898.85		
			Totals:	Account: 615-5000-018	Net Change	Ending Balance	\$10,356.13	\$0.00
Account:	615-5000-024		Description:	Electric Cost - US27 Station	Beginning Balance:	\$80,974.77		
Trx Date	Jrnl No.	Orig. Audit Trail	Distribution Reference	Orig. Master Number	Orig. Master Name	Debit	Credit	
7/3/2017	341,653	PMTRX00011112	Purchases	97700845013 7/17	Duke Energy	\$15,074.43		
8/2/2017	343,020	PMTRX00011145	Purchases	97700845013 8/17	Duke Energy	\$15,526.94		
9/1/2017	344,361	PMTRX00011177	Purchases	97700845013 9/17	Duke Energy	\$14,650.26		
10/2/2017	345,851	PMTRX00011215	Purchases	97700845013 10/17	Duke Energy	\$14,797.03		
11/1/2017	347,252	PMTRX00011256	Purchases	97700845013 11/17	Duke Energy	\$20,103.64		
12/1/2017	348,762	PMTRX00011295	Purchases	97700845013 12/17	Duke Energy	\$19,323.07		
			Totals:	Account: 615-5000-024	Net Change	Ending Balance	\$10,356.13	\$0.00

Account:	615-5000-025	Orig. Audit Trail	Totals:	Account:	615-5000-024	\$99,475.37	\$180,450.14	\$99,475.37	\$0.00	
Trx Date	Jrnl No.	Orig. Audit Trail	Description:	Electric Cost Pumping - General	Beginning Balance:	\$3,555.90				
			Distribution Reference		Orig. Master Number	Orig. Master Name		Debit	Credit	
7/7/2017	341,681	PMTRX00011112	Purchases		5121005 7/17	Owen Electric Cooperative Inc		\$912.01		
7/10/2017	341,881	PMTRX00011117	Purchases		89000846202 7/17	Duke Energy		\$11.85		
7/13/2017	341,967	PMTRX00011121	Purchases		71100846203 7/17	Duke Energy		\$9.38		
7/17/2017	342,259	PMTRX00011128	Purchases		9300832200 7/17	Duke Energy		\$21.57		
7/18/2017	342,250	PMTRX00011128	Purchases		37103690014 7/17	Duke Energy		\$10.73		
7/27/2017	342,597	PMTRX00011136	Purchases		5121002 7/17	Owen Electric Cooperative Inc		\$53.52		
8/1/2017	343,018	PMTRX00011145	Purchases		27102181013 7/17	Duke Energy		\$7.96		
8/8/2017	343,220	PMTRX00011150	Purchases		89000846202 8/17	Duke Energy		\$12.04		
8/11/2017	343,626	PMTRX00011159	Purchases		71100846203 8/17	Duke Energy		\$9.11		
8/15/2017	343,635	PMTRX00011159	Purchases		9300832200 8/17	Duke Energy		\$81.97		
8/16/2017	343,624	PMTRX00011159	Purchases		37103690014 8/17	Duke Energy		\$10.42		
8/28/2017	344,244	PMTRX00011174	Purchases		5121002 8/17	Owen Electric Cooperative Inc		\$55.05		
8/29/2017	344,177	PMTRX00011173	Purchases		27102181013 8/17	Duke Energy		\$8.05		
9/7/2017	344,681	PMTRX00011189	Purchases		89000846202 9/17	Duke Energy		\$11.63		
9/12/2017	344,860	PMTRX00011193	Purchases		71100846203 9/17	Duke Energy		\$9.17		
9/14/2017	344,947	PMTRX00011195	Purchases		9300832200 9/17	Duke Energy		\$67.61		
9/15/2017	344,950	PMTRX00011195	Purchases		37103690014 9/17	Duke Energy		\$10.38		
9/27/2017	345,590	PMTRX00011209	Purchases		5121002 9/17	Owen Electric Cooperative Inc		\$46.64		
9/28/2017	345,533	PMTRX00011207	Purchases		27102181013 9/17	Duke Energy		\$7.96		
10/6/2017	346,219	PMTRX00011228	Purchases		89000846202 10/17	Duke Energy		\$10.56		
10/11/2017	346,229	PMTRX00011228	Purchases		71100846203 10/17	Duke Energy		\$9.02		
10/13/2017	346,554	PMTRX00011236	Purchases		9300832200 10/17	Duke Energy		\$37.33		
10/16/2017	346,543	PMTRX00011236	Purchases		37103690014 10/17	Duke Energy		\$10.40		
10/27/2017	346,854	PMTRX00011243	Purchases		27102181013 10/17	Duke Energy		\$9.03		
10/27/2017	346,930	PMTRX00011247	Purchases		5121002 10/17	Owen Electric Cooperative Inc		\$35.08		
11/6/2017	347,603	PMTRX00011268	Purchases		89000846202 11/17	Duke Energy		\$10.85		
11/9/2017	347,608	PMTRX00011268	Purchases		71100846203 11/17	Duke Energy		\$14.41		
11/13/2017	347,854	PMTRX00011272	Purchases		9300832200 11/17	Duke Energy		\$44.08		
11/14/2017	347,850	PMTRX00011272	Purchases		37103690014 11/17	Duke Energy		\$10.61		
11/28/2017	348,525	PMTRX00011287	Purchases		5121002 11/17	Owen Electric Cooperative Inc		\$123.26		
11/29/2017	348,564	PMTRX00011288	Purchases		27102181013 11/17	Duke Energy		\$10.01		
12/7/2017	348,770	PMTRX00011295	Purchases		89000846202 12/17	Duke Energy		\$11.77		
12/12/2017	349,185	PMTRX00011305	Purchases		71100846203 12/17	Duke Energy		\$26.41		
12/15/2017	349,479	PMTRX00011315	Purchases		37103690014 12/17	Duke Energy		\$10.66		
12/16/2017	349,478	PMTRX00011315	Purchases		9300832200 12/17	Duke Energy		\$71.23		
12/20/2017	349,443	CMTRX00008254	Bank Transaction Entry		RCT000038245				\$74.64	
12/28/2017	349,801	PMTRX00011321	Purchases		5121002 12/17	Owen Electric Cooperative Inc		\$228.61		
12/29/2017	350,023	PMTRX00011326	Purchases		27102181013 12/17	Duke Energy		\$9.80		
			Totals:	Account:	615-5000-025	\$1,965.53	Ending Balance	\$5,521.43	\$2,040.17	\$74.64
			10:45:50 AM	Page:	269	User Date:	10/5/2018	User ID:		skampsen

System:	HISTORICAL DETAILED T 10/5/2018	Orig. Audit Trail	Description:	Electric Cost - Storage Tanks	Beginning Balance:	\$14,958.31			
Trx Date	Jrnl No.	Orig. Audit Trail	Distribution Reference		Orig. Master Number	Orig. Master Name		Debit	Credit
7/1/2017	341,650	PMTRX00011112	Purchases		24700807203 7/17	Duke Energy		\$10.98	
7/5/2017	341,657	PMTRX00011112	Purchases		33400067207 7/17	Duke Energy		\$43.40	
7/5/2017	341,658	PMTRX00011112	Purchases		55403649014 7/17	Duke Energy		\$9.86	
7/6/2017	341,663	PMTRX00011112	Purchases		2200252201 7/17	Duke Energy		\$51.29	
7/7/2017	341,660	PMTRX00011112	Purchases		96300067201 7/17	Duke Energy		\$84.91	
7/7/2017	341,661	PMTRX00011112	Purchases		26800465213 7/17	Duke Energy		\$87.13	
7/7/2017	341,964	PMTRX00011121	Purchases		AQUA DR 07/17	Combined Public Comm.		\$782.33	
7/11/2017	341,892	PMTRX00011117	Purchases		32203867017 7/17	Duke Energy		\$22.09	
7/13/2017	341,969	PMTRX00011121	Purchases		54000843205 7/17	Duke Energy		\$19.48	
7/13/2017	341,971	PMTRX00011121	Purchases		30200530205 7/17	Duke Energy		\$7.73	
7/14/2017	341,968	PMTRX00011121	Purchases		4403644019 7/17	Duke Energy		\$9.58	
7/14/2017	341,982	PMTRX00011121	Purchases		5121000 7/17	Owen Electric Cooperative Inc		\$62.43	
7/14/2017	341,983	PMTRX00011121	Purchases		5121001	Owen Electric Cooperative Inc		\$37.21	
7/17/2017	342,258	PMTRX00011128	Purchases		97600131200 7/17	Duke Energy		\$11.57	
7/17/2017	342,260	PMTRX00011128	Purchases		52800530202 7/17	Duke Energy		\$14.91	
7/19/2017	342,252	PMTRX00011128	Purchases		13300564210 7/17	Duke Energy		\$7.96	
7/20/2017	342,254	PMTRX00011128	Purchases		92203548011 7/17	Duke Energy		\$30.20	

7/21/2017	342,319	PMTRX00011129	Purchases	5121004 7/17	Owen Electric Cooperative Inc	\$33.65	
7/24/2017	342,582	PMTRX00011135	Purchases	30903811010 7/17	Duke Energy	\$374.38	
7/25/2017	342,584	PMTRX00011135	Purchases	28203690012 7/17	Duke Energy	\$15.16	
7/27/2017	342,724	PMTRX00011138	Purchases	8400403202 7/17	Duke Energy	\$8.18	
7/28/2017	342,693	PMTRX00011137	Purchases	11402057019 7/17	Duke Energy	\$39.27	
8/1/2017	343,023	PMTRX00011145	Purchases	24700807203 8/17	Duke Energy	\$11.75	
8/3/2017	343,009	PMTRX00011145	Purchases	33400067207 8/17	Duke Energy	\$44.23	
8/3/2017	343,016	PMTRX00011145	Purchases	55403649014 8/17	Duke Energy	\$9.92	
8/4/2017	343,226	PMTRX00011150	Purchases	2200252201 8/17	Duke Energy	\$53.12	
8/7/2017	343,224	PMTRX00011150	Purchases	32203867017 8/17	Duke Energy	\$33.22	
8/7/2017	343,225	PMTRX00011150	Purchases	96300067201 8/17	Duke Energy	\$53.78	
8/7/2017	343,316	PMTRX00011153	Purchases	5121003 8/17	Owen Electric Cooperative Inc	\$14,981.56	
8/7/2017	343,886	GLTRX00044606					\$14,981.56
8/11/2017	343,431	PMTRX00011156	Purchases	54000843205 8/17	Duke Energy	\$25.50	
8/11/2017	343,432	PMTRX00011156	Purchases	30200530205 8/17	Duke Energy	\$7.73	
8/11/2017	343,625	PMTRX00011159	Purchases	52800530202 8/17	Duke Energy	\$11.27	
8/14/2017	343,627	PMTRX00011159	Purchases	4403644019 8/17	Duke Energy	\$9.56	
8/15/2017	343,636	PMTRX00011159	Purchases	97600131200 8/17	Duke Energy	\$11.70	
8/15/2017	343,695	PMTRX00011162	Purchases	5121000 8/17	Owen Electric Cooperative Inc	\$116.83	
8/17/2017	343,631	PMTRX00011159	Purchases	13300564210 8/17	Duke Energy	\$7.96	
8/18/2017	343,633	PMTRX00011159	Purchases	92203548011 8/17	Duke Energy	\$26.20	
8/18/2017	343,738	PMTRX00011163	Purchases	21100162200 8/17	Duke Energy	\$15.84	
8/22/2017	343,908	PMTRX00011165	Purchases	30903811010 8/17	Duke Energy	\$386.52	
8/22/2017	343,920	PMTRX00011165	Purchases	5121004 8/17	Owen Electric Cooperative Inc	\$33.49	
8/23/2017	343,910	PMTRX00011165	Purchases	28203690012 8/17	Duke Energy	\$14.42	
8/25/2017	344,024	PMTRX00011168	Purchases	8400403202 8/17	Duke Energy	\$8.13	
8/28/2017	344,179	PMTRX00011173	Purchases	11402057019 8/17	Duke Energy	\$38.80	
9/1/2017	344,356	PMTRX00011177	Purchases	24700807203 9/17	Duke Energy	\$11.25	
9/1/2017	344,359	PMTRX00011177	Purchases	33400067207 9/17	Duke Energy	\$39.45	
9/1/2017	344,360	PMTRX00011177	Purchases	55403649014 9/17	Duke Energy	\$9.73	
9/5/2017	344,514	PMTRX00011182	Purchases	2200252201 9/17	Duke Energy	\$43.51	
9/6/2017	344,675	PMTRX00011189	Purchases	32203867017 9/17	Duke Energy	\$36.22	
9/6/2017	344,682	PMTRX00011189	Purchases	96300067201 9/17	Duke Energy	\$59.70	
9/6/2017	344,693	PMTRX00011190	Purchases	AQUA DR 09/17	Combined Public Comm.	\$660.30	
9/7/2017	344,692	PMTRX00011190	Purchases	AQUA DR 08/17	Combined Public Comm.	\$680.97	
9/12/2017	344,859	PMTRX00011193	Purchases	52800530202 9/17	Duke Energy	\$21.22	
9/12/2017	344,863	PMTRX00011193	Purchases	30200530205 9/17	Duke Energy	\$7.73	
9/12/2017	344,864	PMTRX00011193	Purchases	54000843205 9/17	Duke Energy	\$20.69	
9/14/2017	344,882	PMTRX00011193	Purchases	5121000 9/17	Owen Electric Cooperative Inc	\$59.02	
9/14/2017	344,883	PMTRX00011193	Purchases	5121001 9/17	Owen Electric Cooperative Inc	\$18.63	
9/14/2017	344,948	PMTRX00011195	Purchases	97600131200 9/17	Duke Energy	\$11.79	
9/15/2017	344,949	PMTRX00011195	Purchases	4403644019 9/17	Duke Energy	\$9.97	
9/18/2017	345,067	PMTRX00011198	Purchases	13300564210 9/17	Duke Energy	\$7.96	
9/19/2017	345,069	PMTRX00011198	Purchases	92203548011 9/17	Duke Energy	\$19.61	
9/19/2017	345,535	PMTRX00011207	Purchases	21100162200 9/17	Duke Energy	\$7.73	
9/21/2017	345,251	PMTRX00011205	Purchases	5121004 9/17	Owen Electric Cooperative Inc	\$35.47	
9/22/2017	345,207	PMTRX00011203	Purchases	30903811010 9/17	Duke Energy	\$406.65	
9/22/2017	345,208	PMTRX00011203	Purchases	28203690012 9/17	Duke Energy	\$14.39	
9/26/2017	345,645	PMTRX00011211	Purchases	8400403202 9/17	Duke Energy	\$8.06	
9/27/2017	345,531	PMTRX00011207	Purchases	11402057019 9/17	Duke Energy	\$43.35	
10/1/2017	345,846	PMTRX00011215	Purchases	24700807203 10/17	Duke Energy	\$11.35	
10/3/2017	345,857	PMTRX00011215	Purchases	55403649014 10/17	Duke Energy	\$10.26	
10/3/2017	345,858	PMTRX00011215	Purchases	33400067207 10/17	Duke Energy	\$24.96	
10/4/2017	345,853	PMTRX00011215	Purchases	2200252201 10/17	Duke Energy	\$41.62	
System:	HISTORICAL DETAILED T 10/5/2018		10:45:50 AM	Page:		10/5/2018	User ID: skampsen
N Ky Water District				270	User Date:		
10/5/2017	346,014	PMTRX00011223	Purchases	AQUA DR 10/17	Combined Public Comm.	\$496.01	
10/5/2017	346,017	PMTRX00011223	Purchases	96300067201 10/17	Duke Energy	\$112.56	
10/5/2017	346,018	PMTRX00011223	Purchases	53503889010 10/17	Duke Energy	\$85.26	
10/9/2017	346,218	PMTRX00011228	Purchases	32203867017 10/17	Duke Energy	\$30.72	
10/11/2017	346,228	PMTRX00011228	Purchases	52800530202 10/17	Duke Energy	\$23.58	
10/11/2017	346,231	PMTRX00011228	Purchases	30200530205 10/17	Duke Energy	\$7.73	
10/11/2017	346,235	PMTRX00011228	Purchases	54000843205 10/17	Duke Energy	\$7.73	
10/12/2017	346,225	PMTRX00011228	Purchases	4403644019 10/17	Duke Energy	\$9.30	

10/13/2017	346,553	PMTRX00011236	Purchases	97600131200 10/17	Duke Energy	\$11.69		
10/17/2017	346,547	PMTRX00011236	Purchases	13300564210 10/17	Duke Energy	\$7.96		
10/17/2017	346,572	PMTRX00011237	Purchases	5121000 10/17	Owen Electric Cooperative Inc	\$50.12		
10/17/2017	346,573	PMTRX00011237	Purchases	5121001 10/17	Owen Electric Cooperative Inc	\$36.32		
10/18/2017	346,545	PMTRX00011236	Purchases	92203548011 10/17	Duke Energy	\$8.19		
10/18/2017	346,644	PMTRX00011241	Purchases	21100162200 10/17	Duke Energy	\$8.11		
10/23/2017	346,855	PMTRX00011243	Purchases	28203690012 10/17	Duke Energy	\$13.95		
10/23/2017	346,857	PMTRX00011243	Purchases	30903811010 10/17	Duke Energy	\$332.94		
10/23/2017	346,931	PMTRX00011247	Purchases	5121004 11/17	Owen Electric Cooperative Inc	\$33.11		
10/25/2017	347,201	PMTRX00011254	Purchases	8400403202 10/17	Duke Energy	\$7.90		
10/26/2017	346,853	PMTRX00011243	Purchases	11402057019 10/17	Duke Energy	\$40.09		
11/1/2017	347,250	PMTRX00011256	Purchases	55403649014 11/17	Duke Energy	\$10.59		
11/1/2017	347,255	PMTRX00011256	Purchases	24700807203 11/17	Duke Energy	\$13.79		
11/1/2017	347,258	PMTRX00011256	Purchases	33400067207 11/17	Duke Energy	\$24.56		
11/2/2017	347,259	PMTRX00011256	Purchases	2200252201 11/17	Duke Energy	\$51.93		
11/3/2017	347,449	PMTRX00011260	Purchases	96300067201 11/17	Duke Energy	\$56.62		
11/3/2017	347,450	PMTRX00011260	Purchases	53503889010 11/17	Duke Energy	\$361.99		
11/7/2017	347,614	PMTRX00011268	Purchases	32203867017 11/17	Duke Energy	\$18.27		
11/9/2017	347,607	PMTRX00011268	Purchases	52800530202 11/17	Duke Energy	\$24.81		
11/9/2017	347,618	PMTRX00011268	Purchases	30200530205 11/17	Duke Energy	\$7.73		
11/9/2017	347,619	PMTRX00011268	Purchases	54000843205 11/17	Duke Energy	\$15.45		
11/10/2017	347,604	PMTRX00011268	Purchases	4403644019 11/17	Duke Energy	\$38.83		
11/13/2017	347,855	PMTRX00011272	Purchases	97600131200 11/17	Duke Energy	\$9.46		
11/15/2017	347,852	PMTRX00011272	Purchases	13300564210 11/17	Duke Energy	\$24.49		
11/15/2017	347,857	PMTRX00011272	Purchases	5121001 11/17	Owen Electric Cooperative Inc	\$37.02		
11/15/2017	347,858	PMTRX00011272	Purchases	5121000 11/17	Owen Electric Cooperative Inc	\$74.92		
11/16/2017	347,848	PMTRX00011272	Purchases	92203548011 11/17	Duke Energy	\$49.49		
11/16/2017	348,069	PMTRX00011276	Purchases	21100162200 11/17	Duke Energy	\$7.73		
11/21/2017	348,066	PMTRX00011276	Purchases	30903811010 11/17	Duke Energy	\$439.26		
11/21/2017	348,067	PMTRX00011276	Purchases	28203690012 11/17	Duke Energy	\$55.72		
11/21/2017	348,080	PMTRX00011276	Purchases	5121004 11/17	Owen Electric Cooperative Inc	\$33.85		
11/27/2017	348,562	PMTRX00011288	Purchases	8400403202 11/17	Duke Energy	\$8.15		
11/28/2017	348,563	PMTRX00011288	Purchases	11402057019 11/17	Duke Energy	\$99.69		
12/1/2017	348,592	PMTRX00011290	Purchases	24700807203 12/17	Duke Energy	\$69.78		
12/4/2017	348,755	PMTRX00011295	Purchases	33400067207 12/17	Duke Energy	\$92.07		
12/4/2017	348,759	PMTRX00011295	Purchases	55403649014 12/17	Duke Energy	\$10.46		
12/5/2017	348,751	PMTRX00011295	Purchases	2200252201 12/17	Duke Energy	\$110.40		
12/6/2017	348,771	PMTRX00011295	Purchases	26800465213 12/17	Duke Energy	\$22.48		
12/6/2017	348,772	PMTRX00011295	Purchases	53503889010 12/17	Duke Energy	\$638.86		
12/6/2017	348,773	PMTRX00011295	Purchases	96300067201 12/17	Duke Energy	\$118.85		
12/6/2017	348,864	PMTRX00011297	Purchases	5121003 12/17	Owen Electric Cooperative Inc	\$12,487.27		
12/8/2017	348,767	PMTRX00011295	Purchases	32203867017 12/17	Duke Energy	\$18.84		
12/12/2017	349,184	PMTRX00011305	Purchases	52800530202 12/17	Duke Energy	\$62.03		
12/12/2017	349,187	PMTRX00011305	Purchases	30200530205 12/17	Duke Energy	\$7.73		
12/12/2017	349,189	PMTRX00011305	Purchases	54000843205 12/17	Duke Energy	\$49.89		
12/13/2017	349,182	PMTRX00011305	Purchases	4403644019 12/17	Duke Energy	\$78.31		
12/14/2017	349,477	PMTRX00011315	Purchases	97600131200 12/17	Duke Energy	\$55.53		
12/15/2017	349,262	PMTRX00011309	Purchases	5121001 12/17	Owen Electric Cooperative Inc	\$198.47		
12/15/2017	349,266	PMTRX00011309	Purchases	5121000 12/17	Owen Electric Cooperative Inc	\$135.91		
12/16/2017	349,475	PMTRX00011315	Purchases	13300564210 12/17	Duke Energy	\$81.11		
12/18/2017	349,483	PMTRX00011315	Purchases	92203548011 12/17	Duke Energy	\$89.91		
12/18/2017	349,521	PMTRX00011316	Purchases	21100162200 12/17	Duke Energy	\$7.73		
12/20/2017	349,443	CMTRX00008254	Bank Transaction Entry	RCT000038245				\$149.25
12/21/2017	349,525	PMTRX00011316	Purchases	30903811010 12/17	Duke Energy	\$289.12		
12/21/2017	349,526	PMTRX00011316	Purchases	28203690012 12/17	Duke Energy	\$76.79		
12/21/2017	349,528	PMTRX00011316	Purchases	5121004 12/17	Owen Electric Cooperative Inc	\$93.12		
12/27/2017	349,884	PMTRX00011323	Purchases	8400403202 12/17	Duke Energy	\$8.10		
12/28/2017	349,761	PMTRX00011321	Purchases	11402057019 12/17	Duke Energy	\$100.78		
			Totals:	Account:	615-5000-027	Net Change	Ending Balance	
Account:	615-8000-085		Description:	Utilities - Central Facility	615-5000-027	\$22,547.17	\$37,505.48	\$37,677.98
Trx Date	Jrnl No.	Orig. Audit Trail	Distribution Reference	Orig. Master Number	Orig. Master Name	Debit	Credit	
7/28/2017	342,692	PMTRX00011137	Purchases	10300223228 7/17	Duke Energy	\$9,155.00		
8/28/2017	344,178	PMTRX00011173	Purchases	10300223228 8/17	Duke Energy	\$8,648.35		

N Ky Water District								
9/27/2017	345,532	PMTRX00011207	Purchases	10300223228	9/17	Duke Energy	\$7,782.13	
10/26/2017	346,851	PMTRX00011243	Purchases	10300223228	10/17	Duke Energy	\$7,165.85	
11/28/2017	348,560	PMTRX00011288	Purchases	10300223228	11/17	Duke Energy	\$10,443.02	
12/28/2017	349,764	PMTRX00011321	Purchases	10300223228	12/17	Duke Energy	\$12,071.27	

Account: 616-3000-001			Totals:	Account: 616-8000-085			Ending Balance	
Trx Date	Jrnl No.	Orig. Audit Trail	Description:	Gas bill - 700 Alexandria Pike	Beginning Balance:	\$17,714.10		
			Distribution Reference		Orig. Master Number		Debit	Credit
7/3/2017	341,652	PMTRX00011112	Purchases	44000883201	7/17	Duke Energy	\$17.63	
7/6/2017	341,665	PMTRX00011112	Purchases	63902189019	7/17	Duke Energy	\$219.60	
7/6/2017	341,877	PMTRX00011117	Purchases	75900841205	7/17	Duke Energy	\$50.31	
7/6/2017	341,890	PMTRX00011117	Purchases	33800283200	7/17	Duke Energy	\$79.39	
7/6/2017	341,891	PMTRX00011117	Purchases	39800877206	7/17	Duke Energy	\$111.15	
8/2/2017	343,010	PMTRX00011145	Purchases	33800283200	8/17	Duke Energy	\$60.53	
8/2/2017	343,012	PMTRX00011145	Purchases	75900841205	8/17	Duke Energy	\$37.32	
8/4/2017	343,227	PMTRX00011150	Purchases	44000883201	8/17	Duke Energy	\$48.27	
9/1/2017	344,854	PMTRX00011193	Purchases	33800283200	9/17	Duke Energy	\$67.05	
9/1/2017	344,855	PMTRX00011193	Purchases	39800877206	9/17	Duke Energy	\$48.11	
9/1/2017	344,857	PMTRX00011193	Purchases	75900841205	9/17	Duke Energy	\$50.31	
9/5/2017	344,680	PMTRX00011189	Purchases	44000883201	9/17	Duke Energy	\$48.27	
10/2/2017	345,860	PMTRX00011215	Purchases	33800283200	10/17	Duke Energy	\$140.12	
10/4/2017	345,855	PMTRX00011215	Purchases	63902189019	10/17	Duke Energy	\$26.38	
10/4/2017	346,019	PMTRX00011223	Purchases	39800877206	10/17	Duke Energy	\$57.13	
10/4/2017	346,020	PMTRX00011223	Purchases	44000883201	10/17	Duke Energy	\$48.27	
10/4/2017	346,021	PMTRX00011223	Purchases	75900841205	10/17	Duke Energy	\$52.72	
11/1/2017	347,251	PMTRX00011256	Purchases	75900841205	11/17	Duke Energy	\$50.31	
11/1/2017	347,253	PMTRX00011256	Purchases	63902189019	11/17	Duke Energy	\$90.41	
11/1/2017	347,262	PMTRX00011256	Purchases	44000883201	11/17	Duke Energy	\$51.11	
11/1/2017	347,263	PMTRX00011256	Purchases	39800877206	11/17	Duke Energy	\$74.99	
12/1/2017	349,192	PMTRX00011305	Purchases	33800283200	12/17	Duke Energy	\$468.58	
12/1/2017	349,193	PMTRX00011305	Purchases	39800877206	12/17	Duke Energy	\$554.83	
12/1/2017	349,194	PMTRX00011305	Purchases	44000883201	12/17	Duke Energy	\$84.16	
12/1/2017	349,195	PMTRX00011305	Purchases	75900841205	12/17	Duke Energy	\$265.61	
12/4/2017	348,753	PMTRX00011295	Purchases	63902189019	12/17	Duke Energy	\$1,469.20	
Account: 616-3000-002			Totals:	Account: 616-3000-001			Ending Balance	
Trx Date	Jrnl No.	Orig. Audit Trail	Description:	Gas Cost - TMTPT	Beginning Balance:	\$11,252.73		
			Distribution Reference		Orig. Master Number		Debit	Credit
7/19/2017	342,256	PMTRX00011128	Purchases	76203669018	7/17	Duke Energy	\$56.46	
7/19/2017	342,392	PMTRX00011131	Purchases	74300342209	7/17	Duke Energy	\$111.96	
8/17/2017	343,630	PMTRX00011159	Purchases	76203669018	8/17	Duke Energy	\$55.68	
8/17/2017	343,739	PMTRX00011163	Purchases	74300342209	8/17	Duke Energy	\$111.66	
9/18/2017	345,061	PMTRX00011198	Purchases	74300342209	9/17	Duke Energy	\$113.28	
9/18/2017	345,066	PMTRX00011198	Purchases	76203669018	9/17	Duke Energy	\$56.32	
10/17/2017	346,548	PMTRX00011236	Purchases	76203669018	10/17	Duke Energy	\$56.35	
10/17/2017	346,551	PMTRX00011236	Purchases	74300342209	10/17	Duke Energy	\$113.46	
11/15/2017	347,845	PMTRX00011272	Purchases	76203669018	11/17	Duke Energy	\$158.71	
11/15/2017	347,853	PMTRX00011272	Purchases	74300342209	11/17	Duke Energy	\$650.38	
12/19/2017	349,523	PMTRX00011316	Purchases	74300342209	12/17	Duke Energy	\$1,354.14	
12/19/2017	349,524	PMTRX00011316	Purchases	76203669018	12/17	Duke Energy	\$294.31	
Account: 616-3000-029			Totals:	Account: 616-3000-002			Ending Balance	
Trx Date	Jrnl No.	Orig. Audit Trail	Description:	Gas Cost MPTP	Beginning Balance:	\$33,566.24		
			Distribution Reference		Orig. Master Number		Debit	Credit
7/11/2017	341,882	PMTRX00011117	Purchases	36100729029	7/17	Duke Energy	\$48.27	
7/11/2017	341,883	PMTRX00011117	Purchases	38200284213	7/17	Duke Energy	\$73.45	
7/11/2017	341,885	PMTRX00011117	Purchases	33803662016	7/17	Duke Energy	\$53.33	
7/11/2017	341,893	PMTRX00011117	Purchases	8200284217	7/17	Duke Energy	\$50.31	
8/9/2017	343,214	PMTRX00011150	Purchases	36100729029	8/17	Duke Energy	\$48.27	
8/9/2017	343,215	PMTRX00011150	Purchases	38200284213	8/17	Duke Energy	\$54.14	
8/9/2017	343,217	PMTRX00011150	Purchases	8200284217	8/17	Duke Energy	\$50.31	
8/9/2017	343,219	PMTRX00011150	Purchases	33803662016	8/17	Duke Energy	\$53.33	



9/8/2017	344,670	PMTRX00011189	Purchases	33803662016	9/17	Duke Energy	\$53.33		
9/8/2017	344,673	PMTRX00011189	Purchases	36100729029	9/17	Duke Energy	\$48.27		
9/8/2017	344,674	PMTRX00011189	Purchases	38200284213	9/17	Duke Energy	\$73.88		
9/12/2017	344,861	PMTRX00011193	Purchases	8200284217	9/17	Duke Energy	\$50.31		
10/9/2017	346,220	PMTRX00011228	Purchases	33803662016	10/17	Duke Energy	\$53.33		
System:	HISTORICAL DETAILED T 10/5/2018		10:45:50 AM	Page:	272	User Date:	10/5/2018	User ID:	skampsen
N Ky Water District									
10/9/2017	346,232	PMTRX00011228	Purchases	38200284213	10/17	Duke Energy	\$50.94		
10/9/2017	346,233	PMTRX00011228	Purchases	36100729029	10/17	Duke Energy	\$48.27		
10/11/2017	346,226	PMTRX00011228	Purchases	8200284217	10/17	Duke Energy	\$50.31		
11/1/2017	347,246	PMTRX00011256	Purchases	33800283200	11/17	Duke Energy	\$43.12		
11/7/2017	347,609	PMTRX00011268	Purchases	36100729029	11/17	Duke Energy	\$465.91		
11/7/2017	347,610	PMTRX00011268	Purchases	38200284213	11/17	Duke Energy	\$509.48		
11/7/2017	347,616	PMTRX00011268	Purchases	33803662016	11/17	Duke Energy	\$490.33		
11/9/2017	347,605	PMTRX00011268	Purchases	8200284217	11/17	Duke Energy	\$50.31		
12/8/2017	348,765	PMTRX00011295	Purchases	33803662016	12/17	Duke Energy	\$1,457.67		
12/8/2017	348,774	PMTRX00011295	Purchases	36100729029	12/17	Duke Energy	\$1,490.68		
12/8/2017	348,775	PMTRX00011295	Purchases	38200284213	12/17	Duke Energy	\$1,681.25		
12/12/2017	349,183	PMTRX00011305	Purchases	8200284217	12/17	Duke Energy	\$50.31		
			Totals:	Account:	616-3000-029		Ending Balance		
			Description:	Gas Cost- Carothers Rd- 16th St	Beginning Balance:	\$7,099.11	\$40,665.35	\$7,099.11	\$0.00
Account:	616-5000-010								
Trx Date	Jrnl No.	Orig. Audit Trail	Distribution Reference	Orig. Master Number	Orig. Master Name	Debit	Credit		
7/5/2017	341,654	PMTRX00011112	Purchases	50100466217	7/17	Duke Energy	\$49.72		
8/3/2017	343,014	PMTRX00011145	Purchases	50100466217	8/17	Duke Energy	\$49.72		
9/1/2017	344,363	PMTRX00011177	Purchases	50100466217	9/17	Duke Energy	\$49.72		
10/3/2017	345,849	PMTRX00011215	Purchases	50100466217	10/17	Duke Energy	\$49.72		
11/1/2017	347,261	PMTRX00011256	Purchases	50100466217	11/17	Duke Energy	\$57.74		
12/4/2017	348,760	PMTRX00011295	Purchases	50100466217	12/17	Duke Energy	\$171.64		
			Totals:	Account:	616-5000-010	Ending Balance	\$428.26	\$1,372.12	\$428.26
Account:	616-5000-011		Description:	Gas charges for 3316 Latonia	Beginning Balance:	\$1,387.46			
Trx Date	Jrnl No.	Orig. Audit Trail	Distribution Reference	Orig. Master Number	Orig. Master Name	Debit	Credit		
7/19/2017	342,391	PMTRX00011131	Purchases	9800343205	7/17	Duke Energy	\$48.27		
8/21/2017	343,986	PMTRX00011167	Purchases	9800343205	8/17	Duke Energy	\$48.27		
9/18/2017	345,062	PMTRX00011198	Purchases	9800343205	9/17	Duke Energy	\$48.27		
10/17/2017	346,552	PMTRX00011236	Purchases	9800343205	10/17	Duke Energy	\$48.27		
11/17/2017	348,068	PMTRX00011276	Purchases	9800343205	11/17	Duke Energy	\$48.27		
12/19/2017	349,522	PMTRX00011316	Purchases	9800343205	12/17	Duke Energy	\$75.17		
			Totals:	Account:	616-5000-011	Ending Balance	\$316.52	\$1,703.98	\$316.52
Account:	616-5000-016		Description:	Gas Cost - WaterWorks Station	Beginning Balance:	\$341.98			
Trx Date	Jrnl No.	Orig. Audit Trail	Distribution Reference	Orig. Master Number	Orig. Master Name	Debit	Credit		
7/11/2017	341,887	PMTRX00011117	Purchases	24002180010	7/17	Duke Energy	\$50.97		
8/9/2017	343,230	PMTRX00011150	Purchases	24002180010	8/17	Duke Energy	\$50.31		
9/8/2017	344,678	PMTRX00011189	Purchases	24002180010	9/17	Duke Energy	\$50.31		
10/9/2017	346,215	PMTRX00011228	Purchases	24002180010	10/17	Duke Energy	\$50.31		
11/7/2017	347,601	PMTRX00011268	Purchases	24002180010	11/17	Duke Energy	\$66.97		
12/8/2017	348,777	PMTRX00011295	Purchases	24002180010	12/17	Duke Energy	\$136.55		
			Totals:	Account:	616-5000-016	Ending Balance	\$405.42	\$747.40	\$405.42
Account:	618-3000-001		Description:	Chemicals - FTTP	Beginning Balance:	\$375,106.18			
Trx Date	Jrnl No.	Orig. Audit Trail	Distribution Reference	Orig. Master Number	Orig. Master Name	Debit	Credit		
7/6/2017	341,726	PMTRX00011113	Purchases	CI-752305	Univar USA Inc.	\$6,852.48			
7/6/2017	341,727	PMTRX00011113	Purchases	CI-752417	Univar USA Inc.	\$2,639.43			
7/7/2017	341,679	PMTRX00011112	Purchases	97545009	Mosaic	\$7,266.58			
7/11/2017	341,725	PMTRX00011113	Purchases	CI-752972	Univar USA Inc.	\$2,634.75			
7/11/2017	341,900	PMTRX00011117	Purchases	9017551864	Kemira Water Solutions, Inc.	\$5,223.62			
7/12/2017	341,724	PMTRX00011113	Purchases	CI-753043	Univar USA Inc.	\$6,600.96			
7/12/2017	341,977	PMTRX00011121	Purchases	9017552071	Kemira Water Solutions, Inc.	\$5,109.99			
7/13/2017	341,990	PMTRX00011121	Purchases	1242912	USALCO	\$5,878.76			
7/17/2017	341,989	PMTRX00011121	Purchases	CI-753600	Univar USA Inc.	\$2,641.78			
7/24/2017	342,548	PMTRX00011133	Purchases	1243845	USALCO	\$5,748.96			
7/25/2017	342,537	PMTRX00011133	Purchases	9017553782	Kemira Water Solutions, Inc.	\$5,155.44			

7/25/2017	342,546	PMTRX00011133	Purchases	CI-754446	Univar USA Inc.	\$6,888.81	
7/27/2017	342,612	PMTRX00011136	Purchases	1243948	USALCO	\$5,661.64	
7/27/2017	342,825	PMTRX00011140	Purchases	9017554246	Kemira Water Solutions, Inc.	\$5,256.08	
7/31/2017	342,611	PMTRX00011136	Purchases	CI-755039	Univar USA Inc.	\$2,632.41	
7/31/2017	342,838	PMTRX00011140	Purchases	1244195	USALCO	\$5,796.16	
8/1/2017	343,043	PMTRX00011146	Purchases	9017554935	Kemira Water Solutions, Inc.	\$5,132.72	
8/1/2017	343,407	PMTRX00011155	Purchases	4022671	Thatcher Chemical of Florida Inc	\$9,016.80	
8/7/2017	343,327	PMTRX00011153	Purchases	CI-755886	Univar USA Inc.	\$2,640.61	
System:	HISTORICAL DETAILED T 10/5/2018		10:45:50 AM	Page:	273	User Date:	10/5/2018
N Ky Water District						User ID:	skampsen
8/7/2017	343,328	PMTRX00011153	Purchases	CI-755881	Univar USA Inc.	\$2,640.02	
8/9/2017	343,256	PMTRX00011151	Purchases	9017555989	Kemira Water Solutions, Inc.	\$5,301.53	
8/9/2017	343,330	PMTRX00011153	Purchases	1245130	USALCO	\$5,793.80	
8/9/2017	343,341	PMTRX00011154	Purchases	309653	Chemrite, Inc.	\$14,881.05	
8/9/2017	343,342	PMTRX00011154	Purchases	309654	Chemrite, Inc.	\$14,881.05	
8/9/2017	343,419	PMVVR00001337	Purchases	309653	Chemrite, Inc.		\$14,881.05
8/9/2017	343,420	PMVVR00001337	Purchases	309654	Chemrite, Inc.		\$14,881.05
8/9/2017	343,425	PMTRX00011156	Purchases	309654	Chemrite, Inc.	\$14,881.05	
8/9/2017	343,426	PMTRX00011156	Purchases	309652	Chemrite, Inc.	\$14,881.05	
8/11/2017	343,410	PMTRX00011155	Purchases	CI-756516	Univar USA Inc.	\$7,003.39	
8/14/2017	343,329	PMTRX00011153	Purchases	CI-756668	Univar USA Inc.	\$2,635.92	
8/15/2017	343,683	PMTRX00011162	Purchases	9017556834	Kemira Water Solutions, Inc.	\$5,022.34	
8/16/2017	343,414	PMTRX00011155	Purchases	1245608	USALCO	\$5,807.96	
8/18/2017	343,684	PMTRX00011162	Purchases	9017557355	Kemira Water Solutions, Inc.	\$5,327.51	
8/18/2017	343,714	PMTRX00011162	Purchases	CI-757262	Univar USA Inc.	\$2,640.61	
8/23/2017	343,925	PMTRX00011165	Purchases	CI-757613	Univar USA Inc.	\$6,492.81	
8/24/2017	343,924	PMTRX00011165	Purchases	CI-757665	Univar USA Inc.	\$2,788.51	
8/24/2017	343,926	PMTRX00011165	Purchases	1246362	USALCO	\$5,786.72	
8/25/2017	344,198	PMTRX00011173	Purchases	9017558188	Kemira Water Solutions, Inc.	\$5,048.31	
8/31/2017	344,255	PMTRX00011174	Purchases	CI-758576	Univar USA Inc.	\$2,781.10	
8/31/2017	344,257	PMTRX00011174	Purchases	1246811	USALCO	\$5,796.16	
9/1/2017	344,552	PMTRX00011184	Purchases	9017559234	Kemira Water Solutions, Inc.	\$5,022.34	
9/1/2017	344,893	PMTRX00011193	Purchases	4022809	Thatcher Chemical of Florida Inc	\$10,608.00	
9/6/2017	344,583	PMTRX00011184	Purchases	CI-759147	Univar USA Inc.	\$6,832.92	
9/8/2017	344,584	PMTRX00011184	Purchases	CI-759377	Univar USA Inc.	\$680.00	
9/8/2017	344,585	PMTRX00011184	Purchases	CI-759414	Univar USA Inc.	\$2,777.40	
9/8/2017	344,586	PMTRX00011184	Purchases	CI-759376	Univar USA Inc.	\$1,360.00	
9/8/2017	344,740	PMTRX00011191	Purchases	1247501	USALCO	\$5,708.84	
9/11/2017	344,875	PMTRX00011193	Purchases	9017560323	Kemira Water Solutions, Inc.	\$5,035.32	
9/18/2017	345,153	PMTRX00011200	Purchases	1248260	USALCO	\$5,904.72	
9/20/2017	345,151	PMTRX00011200	Purchases	CI-760515	Univar USA Inc.	\$2,775.55	
9/22/2017	345,252	PMTRX00011205	Purchases	1174280	Polydyne, Inc.	\$3,344.00	
9/26/2017	345,264	PMTRX00011205	Purchases	CI-761216	Univar USA Inc.	\$2,786.04	
9/26/2017	345,569	PMTRX00011208	Purchases	9017562249	Kemira Water Solutions, Inc.	\$4,983.38	
9/27/2017	345,606	PMTRX00011209	Purchases	1249050	USALCO	\$5,789.08	
10/2/2017	345,967	PMTRX00011222	Purchases	1249799	USALCO	\$5,800.88	
10/3/2017	345,938	PMTRX00011221	Purchases	33138	Shannon Chemical Corporation	\$13,686.08	
10/4/2017	345,889	PMTRX00011216	Purchases	9017563348	Kemira Water Solutions, Inc.	\$5,002.86	
10/10/2017	345,964	PMTRX00011222	Purchases	CI-762934	Univar USA Inc.	\$2,779.87	
10/10/2017	346,962	PMTRX00011248	Purchases	4023102	Thatcher Chemical of Florida Inc	\$10,608.00	
10/11/2017	346,262	PMTRX00011229	Purchases	9017564293	Kemira Water Solutions, Inc.	\$5,389.19	
10/12/2017	346,304	PMTRX00011231	Purchases	1250236	USALCO	\$5,852.80	
10/13/2017	346,301	PMTRX00011231	Purchases	CI-763425	Univar USA Inc.	\$2,778.63	
10/16/2017	346,832	PMTRX00011243	Purchases	309995	Chemrite, Inc.	\$14,881.05	
10/16/2017	346,833	PMTRX00011243	Purchases	309996	Chemrite, Inc.	\$14,881.05	
10/17/2017	346,300	PMTRX00011231	Purchases	CI-763925	Univar USA Inc.	\$2,777.40	
10/18/2017	346,395	PMTRX00011233	Purchases	CI-764068	Univar USA Inc.	\$2,779.25	
10/18/2017	346,588	PMTRX00011237	Purchases	1250790	USALCO	\$5,687.60	
10/24/2017	346,911	PMTRX00011247	Purchases	9017565719	Kemira Water Solutions, Inc.	\$4,827.55	
10/26/2017	346,677	PMTRX00011241	Purchases	CI-765080	Univar USA Inc.	\$2,780.49	
10/26/2017	346,967	PMTRX00011248	Purchases	1251388	USALCO	\$5,918.88	
11/2/2017	347,298	PMTRX00011257	Purchases	CI-765839	Univar USA Inc.	\$5,842.43	
11/3/2017	347,299	PMTRX00011257	Purchases	1252173	USALCO	\$5,925.96	
11/7/2017	347,297	PMTRX00011257	Purchases	CI-766358	Univar USA Inc.	\$2,779.25	

11/7/2017	347,485	PMTRX00011263	Purchases	9017567731	Kemira Water Solutions, Inc.	\$4,908.71				
11/8/2017	347,328	PMTRX00011258	Purchases	CI-766625	Univar USA Inc.	\$2,776.17				
11/8/2017	347,329	PMTRX00011258	Purchases	CI-766602	Univar USA Inc.	\$1,480.00				
11/13/2017	347,690	PMTRX00011269	Purchases	1252918	USALCO	\$5,937.76				
11/15/2017	347,913	PMTRX00011273	Purchases	9017568599	Kemira Water Solutions, Inc.	\$4,967.15				
11/20/2017	348,093	PMTRX00011276	Purchases	CI-768053	Univar USA Inc.	\$2,782.95				
11/20/2017	348,095	PMTRX00011276	Purchases	1253557	USALCO	\$5,807.96				
11/28/2017	348,487	PMTRX00011285	Purchases	9017569955	Kemira Water Solutions, Inc.	\$5,116.48				
11/28/2017	348,528	PMTRX00011287	Purchases	1191316	Polydyne, Inc.	\$3,344.00				
11/28/2017	348,532	PMTRX00011287	Purchases	6211	Schaner's Wastewater Products Inc	\$2,460.10				
11/29/2017	348,186	PMTRX00011279	Purchases	CI-768960	Univar USA Inc.	\$2,787.28				
11/29/2017	348,546	PMTRX00011287	Purchases	1254282	USALCO	\$5,959.00				
12/6/2017	348,897	PMTRX00011299	Purchases	CI-769966	Univar USA Inc.	\$2,782.95				
12/6/2017	348,902	PMTRX00011299	Purchases	1254783	USALCO	\$5,699.40				
12/8/2017	349,216	PMTRX00011307	Purchases	9017571429	Kemira Water Solutions, Inc.	\$4,976.88				
12/14/2017	349,287	PMTRX00011309	Purchases	1255542	USALCO	\$5,725.36				
12/15/2017	349,284	PMTRX00011309	Purchases	CI-771110	Univar USA Inc.	\$2,781.10				
12/21/2017	349,630	PMTRX00011317	Purchases	1256068	USALCO	\$5,878.76				
12/28/2017	349,891	PMTRX00011323	Purchases	9017573523	Kemira Water Solutions, Inc.	\$5,210.63				
12/29/2017	349,843	PMTRX00011322	Purchases	CI-772468	Univar USA Inc.	\$2,774.31				
System:	HISTORICAL DETAILED T 10/5/2018		10:45:50 AM	Page:	274	User Date:	10/5/2018	User ID:	skampsen	
N Ky Water District										
12/30/2017	349,842	PMTRX00011322	Purchases	CI-772626	Univar USA Inc.	\$6,098.83				
			Totals:	Account:	618-3000-001	\$474,249.36	Ending Balance	\$849,355.54	\$504,011.46	\$29,762.10
Account:	618-3000-002		Description:	Chemicals - TMTF	Beginning Balance:	\$24,705.42				
Trx Date	Jrnl No.	Orig. Audit Trail	Distribution Reference	Orig. Master Number	Orig. Master Name		Debit		Credit	
7/21/2017	342,412	PMTRX00011131	Purchases	CI-754153	Univar USA Inc.		\$5,280.00			
8/3/2017	343,411	PMTRX00011155	Purchases	CI-755573	Univar USA Inc.		\$740.00			
8/9/2017	343,380	PMTRX00011155	Purchases	9017555988	Kemira Water Solutions, Inc.		\$5,058.05			
8/10/2017	343,336	PMTRX00011154	Purchases	20469	Aluminum Chemical Specialties		\$8,823.66			
9/8/2017	345,148	PMTRX00011200	Purchases	CI-759383	Univar USA Inc.		\$1,480.00			
10/19/2017	347,167	PMTRX00011253	Purchases	CI-764340	Univar USA Inc.		\$4,224.00			
10/19/2017	347,168	PMTRX00011253	Purchases	CI-764341	Univar USA Inc.		\$1,512.00			
10/26/2017	347,005	PMTRX00011249	Purchases	CI-765014	Univar USA Inc.		\$1,360.00			
11/21/2017	347,835	PMTRX00011271	Purchases	CI-768210	Univar USA Inc.		\$1,056.00			
			Totals:	Account:	618-3000-002	\$29,533.71	Ending Balance	\$54,239.13	\$29,533.71	\$0.00
Account:	618-3000-029		Description:	Chemicals MPTF	Beginning Balance:	\$87,234.86				
Trx Date	Jrnl No.	Orig. Audit Trail	Distribution Reference	Orig. Master Number	Orig. Master Name		Debit		Credit	
7/1/2017	341,912	PMTRX00011117	Purchases	1241528	USALCO		\$6,287.36			
8/1/2017	343,381	PMTRX00011155	Purchases	9017553874	Kemira Water Solutions, Inc.		\$4,976.88			
8/1/2017	343,382	PMTRX00011155	Purchases	9017554122	Kemira Water Solutions, Inc.		\$5,025.58			
8/1/2017	343,408	PMTRX00011155	Purchases	CI-754676	Univar USA Inc.		\$2,484.00			
8/1/2017	343,409	PMTRX00011155	Purchases	CI-754445	Univar USA Inc.		\$2,634.75			
8/1/2017	343,413	PMTRX00011155	Purchases	1244510	USALCO		\$5,774.92			
9/1/2017	345,149	PMTRX00011200	Purchases	CI-758590	Univar USA Inc.		\$6,293.55			
9/1/2017	345,150	PMTRX00011200	Purchases	CI-758036	Univar USA Inc.		\$2,749.01			
10/1/2017	347,004	PMTRX00011249	Purchases	4022856	Thatcher Chemical of Florida Inc		\$7,072.00			
10/17/2017	347,006	PMTRX00011249	Purchases	1250622	USALCO		\$5,751.32			
10/25/2017	347,150	PMTRX00011253	Purchases	9017565893	Kemira Water Solutions, Inc.		\$4,957.41			
11/9/2017	347,904	PMTRX00011273	Purchases	CI-766754	Univar USA Inc.		\$5,209.87			
			Totals:	Account:	618-3000-029	\$59,216.65	Ending Balance	\$146,451.51	\$59,216.65	\$0.00
Account:	618-3001-001		Description:	Chemical - GAC Carbon FTTP	Beginning Balance:	\$488,388.89				
Trx Date	Jrnl No.	Orig. Audit Trail	Distribution Reference	Orig. Master Number	Orig. Master Name		Debit		Credit	
7/31/2017	342,520	GLTRX00044445					\$96,355.16			
8/31/2017	344,158	GLTRX00044661					\$110,551.44			
9/30/2017	345,770	GLTRX00044897					\$105,233.13			
10/31/2017	346,821	GLTRX00045024					\$90,512.39			
11/30/2017	348,197	GLTRX00045181					\$104,709.23			
12/31/2017	349,542	GLTRX00045350					\$104,709.28			
			Totals:	Account:	618-3001-001	Net Change	Ending Balance	\$612,070.63	\$0.00	
						\$612,070.63	\$1,100,459.52			

Account:	618-3001-029		Description:	Chemical - GAC Carbon MPTP	Beginning Balance:	\$101,949.60			
Trx Date	Jrnl No.	Orig. Audit Trail	Distribution Reference		Orig. Master Number	Orig. Master Name	Debit	Credit	
7/31/2017	342,520	GLTRX00044445					\$17,207.35		
8/31/2017	344,158	GLTRX00044661					\$17,207.35		
9/30/2017	345,770	GLTRX00044897					\$17,207.35		
10/31/2017	346,821	GLTRX00045024					\$17,207.36		
11/30/2017	348,197	GLTRX00045181					\$23,999.71		
12/31/2017	349,542	GLTRX00045350					\$15,848.88		
			Totals:	Account:	618-3001-029	Net Change	Ending Balance	\$108,678.00	\$0.00
Account:	620-3000-001		Description:	Materials & Supplies - FTTP	Beginning Balance:	\$0.00			
Trx Date	Jrnl No.	Orig. Audit Trail	Distribution Reference		Orig. Master Number	Orig. Master Name	Debit	Credit	
10/9/2017	346,237	PMTRX00011228	Purchases		5594321	Fisher Scientific	\$289.86		
10/17/2017	346,558	PMTRX00011237	Purchases		9586983513	Grainger	\$25.46		
10/17/2017	346,966	PMTRX00011248	Purchases		395854	USA Bluebook	\$229.57		
11/14/2017	348,094	PMTRX00011276	Purchases		419147	USA Bluebook	\$369.61		
			Totals:	Account:	620-3000-001	Net Change	Ending Balance	\$914.50	\$0.00
System:	HISTORICAL DETAILED T 10/5/2018		10:45:50 AM	Page:	275	User Date:	10/5/2018	User ID:	skampsen
N Ky Water District									
Account:	620-3000-003		Description:	Materials & Supplies - Laboratory	Beginning Balance:	\$88,304.75			
Trx Date	Jrnl No.	Orig. Audit Trail	Distribution Reference		Orig. Master Number	Orig. Master Name	Debit	Credit	
7/1/2017	341,873	PMTRX00011117	Purchases		219894	Abraxis, LLC	\$1,205.00		
7/1/2017	341,896	PMTRX00011117	Purchases		3206412	Fisher Scientific	\$289.86		
7/1/2017	341,903	PMTRX00011117	Purchases		15700269	Matheson Tri-Gas, Inc.	\$189.75		
7/1/2017	341,973	PMTRX00011121	Purchases		10521392	Hach Company	\$952.77		
7/5/2017	341,463	PMTRX00011108	Purchases		3288318	Fisher Scientific		\$37.97	
7/5/2017	341,985	PMTRX00011121	Purchases		230604	Phenova	\$1,809.75		
7/5/2017	342,695	PMTRX00011137	Purchases		5-855-78061	Federal Express	\$40.62		
7/6/2017	341,956	PMTRX00011121	Purchases		861845	AccuStandard, Inc.	\$882.11		
7/6/2017	341,986	PMTRX00011121	Purchases		542215505	Sigma-Aldrich Inc	\$146.56		
7/10/2017	341,974	PMTRX00011121	Purchases		10532798	Hach Company	\$110.23		
7/10/2017	341,988	PMTRX00011121	Purchases		395046	Ultra Scientific Analytical Solutions	\$555.76		
7/10/2017	342,527	PMTRX00011133	Purchases		833547	Environmental Resource Assoc	\$99.62		
7/11/2017	342,529	PMTRX00011133	Purchases		3500802	Fisher Scientific	\$124.19		
7/11/2017	342,750	PMTRX00011138	Purchases		15774336	Matheson Tri-Gas, Inc.	\$1,178.49		
7/13/2017	342,534	PMTRX00011133	Purchases		10538963	Hach Company	\$248.91		
7/13/2017	342,535	PMTRX00011133	Purchases		10538589	Hach Company	\$52.35		
7/19/2017	342,262	PMTRX00011128	Purchases		836393	Environmental Resource Assoc	\$136.68		
7/20/2017	342,265	PMTRX00011128	Purchases		4008573	Fisher Scientific	\$1,134.46		
7/20/2017	342,587	PMTRX00011135	Purchases		63300	EST Analytical	\$298.30		
7/21/2017	342,531	PMTRX00011133	Purchases		4130161	Fisher Scientific	\$625.65		
7/21/2017	342,796	RECVG00002258	Purchases		RCT0000009851	IDEXX Distribution, Inc.	\$3,484.05		
7/21/2017	342,796	RECVG00002258	Freight		RCT0000009851	IDEXX Distribution, Inc.	\$15.32		
7/23/2017	342,544	PMTRX00011133	Purchases		542355694	Sigma-Aldrich Inc	\$586.25		
7/24/2017	342,530	PMTRX00011133	Purchases		4228631	Fisher Scientific	\$722.13		
8/1/2017	343,236	PMTRX00011151	Purchases		837326	Environmental Resource Assoc	\$136.68		
8/1/2017	343,241	PMTRX00011151	Purchases		10561821	Hach Company	\$196.00		
8/1/2017	343,268	PMTRX00011151	Purchases		15865715	Matheson Tri-Gas, Inc.	\$208.73		
8/1/2017	343,324	PMTRX00011153	Purchases		9020731924	Thermo Electron NA LLC	\$527.00		
8/1/2017	343,663	PMTRX00011161	Purchases		10555717	Hach Company	\$307.48		
8/2/2017	343,238	PMTRX00011151	Purchases		5-884-37789	Federal Express	\$39.19		
8/2/2017	343,242	PMTRX00011151	Purchases		10570616	Hach Company	\$3,754.27		
8/3/2017	343,662	PMTRX00011161	Purchases		10572740	Hach Company	\$356.22		
8/4/2017	343,269	PMTRX00011151	Purchases		15933038	Matheson Tri-Gas, Inc.	\$956.75		
8/4/2017	343,654	PMTRX00011161	Purchases		5079074	Fisher Scientific	\$62.68		
8/4/2017	343,664	PMTRX00011161	Purchases		10575073	Hach Company	\$212.35		
8/8/2017	343,270	PMTRX00011151	Purchases		15944316	Matheson Tri-Gas, Inc.	\$1,110.53		
8/9/2017	343,362	PMTRX00011154	Purchases		5-891-58956	Federal Express	\$40.50		
8/11/2017	343,656	PMTRX00011161	Purchases		6584380	Fisher Scientific	\$2,196.55		
8/13/2017	343,729	PMTRX00011163	Purchases		220500	Abraxis, LLC	\$1,591.00		
8/14/2017	343,652	PMTRX00011161	Purchases		7222515	Fisher Scientific	\$100.17		
8/15/2017	343,653	PMTRX00011161	Purchases		8061421	Fisher Scientific	\$801.99		
8/17/2017	343,655	PMTRX00011161	Purchases		8954749	Fisher Scientific	\$834.11		

8/18/2017	343,650	PMTRX00011161	Purchases	9291708	Fisher Scientific	\$874.11	
8/21/2017	344,272	RECVG00002268	Purchases	RCT0000009909	IDEXX Distribution, Inc.	\$3,521.84	
8/21/2017	344,272	RECVG00002268	Freight	RCT0000009909	IDEXX Distribution, Inc.	\$20.97	
8/22/2017	343,651	PMTRX00011161	Purchases	9762291	Fisher Scientific	\$1,118.29	
8/22/2017	343,658	PMTRX00011161	Purchases	LX-90914	Gibson BioScience	\$93.93	
8/22/2017	344,002	PMTRX00011167	Purchases	9020739384	Thermo Electron NA LLC	\$193.43	
8/23/2017	343,991	PMTRX00011167	Purchases	108075	Filtrous	\$322.67	
8/24/2017	343,977	PMTRX00011167	Purchases	113518368	Agilent Technologies	\$410.12	
8/24/2017	344,027	PMTRX00011168	Purchases	10604154	Hach Company	\$315.89	
8/24/2017	344,037	PMVVR00001340	Purchases	113518368	Agilent Technologies		\$410.12
8/24/2017	344,038	PMTRX00011169	Purchases	113518368	Agilent Technologies	\$378.90	
8/24/2017	344,039	PMVVR00001341	Purchases	113518368	Agilent Technologies		\$378.90
8/24/2017	344,040	PMTRX00011170	Purchases	113518368..	Agilent Technologies	\$386.90	
8/28/2017	343,992	PMTRX00011167	Purchases	479094	Fisher Scientific	\$189.39	
8/29/2017	344,275	PMTRX00011175	Purchases	113539687	Agilent Technologies	\$901.78	
8/31/2017	344,372	PMTRX00011177	Purchases	16051704	Matheson Tri-Gas, Inc.	\$208.73	
9/1/2017	344,181	PMTRX00011173	Purchases	1676579	Fisher Scientific	\$2,440.02	
9/1/2017	344,520	PMTRX00011182	Purchases	10609127	Hach Company	\$345.59	
9/1/2017	344,564	PMTRX00011184	Purchases	8156982	Millipore Corporation	\$1,394.36	
9/1/2017	344,699	PMTRX00011190	Purchases	1676580	Fisher Scientific	\$2,310.17	
9/6/2017	344,701	PMTRX00011190	Purchases	1996236	Fisher Scientific	\$803.07	
9/8/2017	344,698	PMTRX00011190	Purchases	2271544	Fisher Scientific	\$359.47	
9/8/2017	344,962	PMTRX00011195	Purchases	133822	Phenova	\$136.80	
9/11/2017	344,695	PMTRX00011190	Purchases	841274	Environmental Resource Assoc	\$549.92	
9/12/2017	344,700	PMTRX00011190	Purchases	2530659	Fisher Scientific	\$136.50	
9/14/2017	344,866	PMTRX00011193	Purchases	2804777	Fisher Scientific	\$567.35	
9/14/2017	344,867	PMTRX00011193	Purchases	2804778	Fisher Scientific	\$94.94	
9/15/2017	345,111	PMTRX00011199	Purchases	841639	Environmental Resource Assoc	\$206.97	
9/15/2017	345,147	PMTRX00011200	Purchases	542799078	Sigma-Aldrich Inc	\$51.77	
System:	HISTORICAL DETAILED T	10/5/2018	10:45:50 AM	Page:	User Date:	10/5/2018	User ID: skampsen
N Ky Water District							
9/18/2017	344,958	PMTRX00011195	Purchases	16159551	Matheson Tri-Gas, Inc.	\$876.67	
9/25/2017	345,216	PMTRX00011203	Purchases	3795715	Fisher Scientific	\$271.46	
9/26/2017	345,233	PMTRX00011204	Purchases	16196413	Matheson Tri-Gas, Inc.	\$677.36	
9/27/2017	345,566	PMTRX00011208	Purchases	3021812855	IDEXX Distribution, Inc.	\$2,118.96	
9/28/2017	345,538	PMTRX00011207	Purchases	4099641	Fisher Scientific	\$1,858.42	
9/29/2017	345,537	PMTRX00011207	Purchases	4188623	Fisher Scientific	\$566.83	
9/30/2017	345,588	PMTRX00011209	Purchases	16223561	Matheson Tri-Gas, Inc.	\$208.73	
10/1/2017	345,870	PMTRX00011216	Purchases	10649572	Hach Company	\$215.00	
10/1/2017	346,893	PMTRX00011247	Purchases	10635619	Hach Company	\$881.84	
10/2/2017	345,867	PMTRX00011215	Purchases	4529027	Fisher Scientific	\$79.55	
10/2/2017	345,937	PMTRX00011221	Purchases	34880	Seal Analytical, Inc.	\$341.20	
10/4/2017	346,022	PMTRX00011223	Purchases	5-949-88854	Federal Express	\$41.81	
10/5/2017	345,862	PMTRX00011215	Purchases	843852	Environmental Resource Assoc	\$274.43	
10/6/2017	345,868	PMTRX00011215	Purchases	5511549	Fisher Scientific	\$245.87	
10/6/2017	345,869	PMTRX00011215	Purchases	5511548	Fisher Scientific	\$618.30	
10/11/2017	346,336	PMTRX00011232	Purchases	5-957-92839	Federal Express	\$40.05	
10/16/2017	346,829	PMTRX00011243	Purchases	221111	Abraxis, LLC	\$1,063.00	
10/19/2017	346,647	PMTRX00011241	Purchases	6181441	Fisher Scientific	\$138.05	
10/19/2017	346,648	PMTRX00011241	Purchases	6181442	Fisher Scientific	\$345.59	
10/20/2017	346,646	PMTRX00011241	Purchases	6257400	Fisher Scientific	\$431.98	
10/24/2017	347,135	PMTRX00011253	Purchases	20035077	CPI International	\$112.86	
10/25/2017	346,988	PMTRX00011249	Purchases	5-972-436838	Federal Express	\$41.10	
10/26/2017	346,922	PMTRX00011247	Purchases	16380204	Matheson Tri-Gas, Inc.	\$808.96	
10/26/2017	346,955	PMTRX00011248	Purchases	543134250	Sigma-Aldrich Inc	\$141.00	
10/27/2017	346,860	PMTRX00011243	Purchases	6689615	Fisher Scientific	\$45.41	
10/30/2017	347,136	PMTRX00011253	Purchases	20035154	CPI International	\$527.03	
11/1/2017	347,318	PMTRX00011258	Purchases	SII-0154210	High Purity Standards	\$164.81	
11/1/2017	347,322	PMTRX00011258	Purchases	16405690	Matheson Tri-Gas, Inc.	\$1,208.70	
11/1/2017	347,323	PMTRX00011258	Purchases	16405816	Matheson Tri-Gas, Inc.	\$208.73	
11/1/2017	347,325	PMTRX00011258	Purchases	9020730888	Thermo Electron NA LLC	\$1,208.32	
11/1/2017	347,326	PMTRX00011258	Purchases	9020738048	Thermo Electron NA LLC	\$1,358.38	
11/1/2017	347,327	PMTRX00011258	Purchases	9020743720	Thermo Electron NA LLC	\$2,198.01	
11/2/2017	347,317	PMTRX00011258	Purchases	10702879	Hach Company	\$124.29	

11/6/2017	347,320	PMTRX00011258	Purchases	3023433196	IDEXX Distribution, Inc.	\$3,419.32			
11/7/2017	347,639	PMTRX00011268	Purchases	7874142	Fisher Scientific	\$2,573.07			
11/7/2017	347,688	PMTRX00011269	Purchases	401660	Ultra Scientific Analytical Solutions	\$680.41			
11/8/2017	347,637	PMTRX00011268	Purchases	5-987-64452	Federal Express	\$37.54			
11/9/2017	347,640	PMTRX00011268	Purchases	8203905	Fisher Scientific	\$108.85			
11/9/2017	347,684	PMTRX00011269	Purchases	543245484	Sigma-Aldrich Inc	\$144.78			
11/13/2017	347,638	PMTRX00011268	Purchases	8771622	Fisher Scientific	\$474.09			
11/15/2017	347,837	PMTRX00011271	Purchases	869000	AccuStandard, Inc.	\$78.59			
11/15/2017	347,838	PMTRX00011271	Purchases	869030	AccuStandard, Inc.	\$842.56			
11/21/2017	348,117	PMTRX00011277	Purchases	869307	AccuStandard, Inc.	\$221.36			
11/22/2017	348,126	PMTRX00011277	Purchases	6-001-62562	Federal Express	\$47.74			
11/22/2017	348,468	PMTRX00011284	Purchases	4000726575	Eppendorf North America, Inc.	\$15.07			
11/27/2017	348,469	PMTRX00011284	Purchases	40000727022	Eppendorf North America, Inc.	\$715.44			
11/30/2017	348,473	PMTRX00011284	Purchases	2464761	Fisher Scientific	\$771.18			
12/1/2017	348,845	RECVG00002304	Purchases	RCT0000010105	IDEXX Distribution, Inc.	\$3,484.05			
12/1/2017	348,845	RECVG00002304	Freight	RCT0000010105	IDEXX Distribution, Inc.	\$15.33			
12/1/2017	348,853	PMTRX00011297	Purchases	4741516	Miele Inc.	\$524.48			
12/1/2017	348,950	PMTRX00011301	Purchases	16581325	Matheson Tri-Gas, Inc.	\$208.73			
12/1/2017	348,960	PMVVR00001353	Purchases	3024317564	IDEXX Distribution, Inc.		\$3,484.05		
12/1/2017	348,960	PMVVR00001353	Freight	3024317564	IDEXX Distribution, Inc.		\$15.33		
12/1/2017	348,961	PMTRX00011303	Purchases	3024317564	IDEXX Distribution, Inc.	\$3,499.37			
12/1/2017	349,802	PMTRX00011321	Purchases	135629	Phenova	\$863.54			
12/1/2017	350,894	PMTRX00011350	Purchases	49598	Scientific Notebook Co.	\$706.63			
12/4/2017	349,314	PMTRX00011310	Purchases	16637008	Matheson Tri-Gas, Inc.	\$651.08			
12/5/2017	348,778	PMTRX00011295	Purchases	64789	EST Analytical	\$219.69			
12/5/2017	348,816	PMTRX00011296	Purchases	3024512353	IDEXX Distribution, Inc.	\$1,060.02			
12/5/2017	348,817	PMTRX00011296	Purchases	3024512345	IDEXX Distribution, Inc.	\$242.65			
12/5/2017	349,197	PMTRX00011306	Purchases	4000729061	Eppendorf North America, Inc.	\$481.14			
12/5/2017	349,888	PMTRX00011323	Purchases	10744795	Hach Company	\$2,506.85			
12/7/2017	349,209	PMTRX00011306	Purchases	10748413	Hach Company	\$169.14			
12/12/2017	349,200	PMTRX00011306	Purchases	4138618	Fisher Scientific	\$708.37			
12/12/2017	349,274	PMTRX00011309	Purchases	543505931	Sigma-Aldrich Inc	\$75.01			
12/12/2017	349,323	PMTRX00011310	Purchases	9020766462	Thermo Electron NA LLC	\$1,028.88			
12/12/2017	349,734	PMTRX00011319	Purchases	221511	Abraxis, LLC	\$1,903.00			
12/13/2017	349,311	PMTRX00011310	Purchases	6-023-07451	Federal Express	\$41.81			
12/14/2017	349,316	PMTRX00011310	Purchases	4771320	Miele Inc.	\$706.00			
12/15/2017	349,766	PMTRX00011321	Purchases	64935	EST Analytical	\$55.31			
12/18/2017	349,591	PMTRX00011317	Purchases	114128190	Agilent Technologies	\$448.00			
12/19/2017	349,315	PMTRX00011310	Purchases	16703697	Matheson Tri-Gas, Inc.	\$1,331.32			
12/19/2017	349,603	PMTRX00011317	Purchases	4983201	Fisher Scientific	\$288.05			
12/20/2017	349,918	RECVG00002312	Purchases	RCT0000010143	IDEXX Distribution, Inc.	\$3,484.05			
System:	HISTORICAL DETAILED T 10/5/2018		10:45:50 AM	Page:	277	User Date:	10/5/2018	User ID:	skampsen

N Ky Water District

12/20/2017	349,918	RECVG00002312	Freight	RCT0000010143	IDEXX Distribution, Inc.	\$15.32	
12/21/2017	349,498	PMTRX00011315	Purchases	543575506	Sigma-Aldrich Inc	\$1,302.99	
12/21/2017	349,601	PMTRX00011317	Purchases	4000733041	Eppendorf North America, Inc.	\$245.99	
12/27/2017	349,908	PMTRX00011323	Purchases	9020770175	Thermo Electron NA LLC	\$29.20	
12/28/2017	349,902	PMTRX00011323	Purchases	1511358	Restek Corporation	\$1,327.84	
12/29/2017	349,767	PMTRX00011321	Purchases	6001177	Fisher Scientific	\$1,330.42	
12/31/2017	349,796	PMTRX00011321	Purchases	16747531	Matheson Tri-Gas, Inc.	\$208.73	
12/31/2017	349,901	PMTRX00011323	Purchases	PETTY CASH 12/17	Mary C.Wagner / Petty Cash	\$211.89	

Totals:	Account:	620-3000-003	\$101,276.10	Ending Balance	\$189,580.85	\$105,602.47	\$4,326.37
---------	----------	--------------	--------------	----------------	--------------	--------------	------------

Account:	620-3000-020	Description:	Materials & Supplies - Instrumentati	Beginning Balance:	Orig. Master Name	Debit	Credit
Trx Date	Jrnl No.	Orig. Audit Trail	Distribution Reference	Orig. Master Number			
7/1/2017	341,717	PMTRX00011113	Purchases	925173	Lowe's	\$23.95	
8/1/2017	343,437	PMTRX00011156	Purchases	10516312	Hach Company	\$439.24	
9/1/2017	345,114	PMTRX00011199	Purchases	10613979	Hach Company	\$368.52	
10/1/2017	345,871	PMTRX00011216	Purchases	10651006	Hach Company	\$1,317.51	
10/26/2017	346,894	PMTRX00011247	Purchases	1062876	Hach Company	\$99.82	
10/27/2017	346,991	PMTRX00011249	Purchases	10694319	Hach Company	\$617.51	
10/30/2017	346,992	PMTRX00011249	Purchases	10696784	Hach Company	\$155.12	
12/22/2017	350,045	PMTRX00011326	Purchases	10769560	Hach Company	\$192.89	
				Net Change	Ending Balance		

Account:	620-3000-022	Orig. Audit Trail	Totals:	Account:	620-3000-020	\$3,214.56	\$10,293.87	\$3,214.56	\$0.00
Trx Date	Jrnl No.	Orig. Audit Trail	Description:	Materials & Supplies - Sludge	Beginning Balance:	\$19,243.01			
			Distribution Reference		Orig. Master Number	Orig. Master Name		Debit	Credit
7/17/2017	342,286	RECVG00002253	Purchases		RCT000009830	Marine Solutions Inc.		\$7,950.00	
8/2/2017	343,314	PMTRX00011153	Purchases		427676	Ohio Valley Gasket		\$98.75	
8/3/2017	343,239	PMTRX00011151	Purchases		9518051959	Grainger		\$182.94	
8/3/2017	343,421	RECVG00002262	Purchases		RCT000009885	Rawdon Myers Inc		\$2,510.00	
8/8/2017	343,364	PMTRX00011154	Purchases		9521553983	Grainger		\$348.50	
8/11/2017	343,390	PMTRX00011155	Purchases		925833	Lowe's		\$40.47	
9/1/2017	344,743	RECVG00002272	Purchases		RCT000009921	Clear Edge Filtration		\$1,660.00	
9/1/2017	344,743	RECVG00002272	Freight		RCT000009921	Clear Edge Filtration		\$74.25	
9/14/2017	345,661	PMTRX00011211	Purchases		8472061	Ovivo USA, LLC		\$580.00	
9/19/2017	344,957	PMTRX00011195	Purchases		927206..	Lowe's		\$26.46	
9/25/2017	345,660	PMTRX00011211	Purchases		927489..	Lowe's		\$12.33	
9/29/2017	345,655	PMTRX00011211	Purchases		743-113504	KOI Enterprises, Inc		\$21.52	
10/1/2017	345,998	RECVG00002282	Purchases		RCT000009981	Process Pump & Seal, Inc.		\$675.00	
10/1/2017	345,998	RECVG00002282	Freight		RCT000009981	Process Pump & Seal, Inc.		\$18.30	
10/10/2017	346,051	PMTRX00011224	Purchases		N70480279382	The Thaman Rubber Co.		\$852.72	
11/1/2017	347,534	RECVG00002295	Purchases		RCT0000010052	Clear Edge Filtration		\$1,660.00	
11/1/2017	347,534	RECVG00002295	Freight		RCT0000010052	Clear Edge Filtration		\$51.25	
11/21/2017	348,499	PMTRX00011285	Purchases		925981	Lowe's		\$78.98	
11/22/2017	348,450	PMTRX00011283	Purchases		657495	A & S Electric Supply, Inc.		\$78.73	
11/22/2017	348,486	PMTRX00011285	Purchases		360910	Kemper Inc Richard G		\$23.16	
11/25/2017	348,449	PMTRX00011283	Purchases		657605	A & S Electric Supply, Inc.			\$42.21
12/1/2017	348,846	RECVG00002304	Purchases		RCT0000010106	Pirtek Reading Road		\$2,375.53	
12/1/2017	350,100	RECVG00002313	Purchases		RCT0000010148	CBT Company		\$2,869.40	
12/1/2017	350,100	RECVG00002313	Freight		RCT0000010148	CBT Company		\$829.70	
12/4/2017	348,829	PMTRX00011296	Purchases		927970..	Lowe's		\$28.90	
12/11/2017	349,228	PMTRX00011307	Purchases		927339	Lowe's		\$11.04	
12/27/2017	349,890	PMTRX00011323	Purchases		361914	Kemper Inc Richard G		\$13.99	
12/29/2017	352,176	PMTRX00011380	Purchases		5170159.001	Pirtek Reading Road		\$1,565.15	
12/31/2017	350,112	PMTRX00011329	Purchases		7228019	CBT Company			\$474.85
			Totals:	Account:	620-3000-022	Net Change	Ending Balance		
				Office Supplies-FTTP	Beginning Balance:	\$24,120.01	\$43,363.02	\$24,637.07	\$517.06

Account:	620-3001-001	Orig. Audit Trail	Totals:	Account:	620-3000-022	\$2,577.44			
Trx Date	Jrnl No.	Orig. Audit Trail	Description:	Office Supplies-FTTP	Beginning Balance:	\$2,577.44			
			Distribution Reference		Orig. Master Number	Orig. Master Name		Debit	Credit
7/1/2017	341,910	PMTRX00011117	Purchases		PINV279233	Supply Post Business Products		\$4.30	
7/1/2017	341,911	PMTRX00011117	Purchases		PINV279161	Supply Post Business Products		\$59.60	
7/22/2017	342,836	PMTRX00011140	Purchases		3346891252	Staples Advantage		\$77.15	
7/22/2017	342,837	PMTRX00011140	Purchases		3346891253	Staples Advantage		\$620.88	
7/26/2017	342,545	PMTRX00011133	Purchases		PINV282159	Supply Post Business Products		\$45.99	
8/1/2017	343,055	PMTRX00011146	Purchases		3347791649	Staples Advantage		\$62.28	
8/5/2017	343,401	PMTRX00011155	Purchases		3348670974	Staples Advantage		\$201.93	
8/5/2017	343,402	PMTRX00011155	Purchases		3348670975	Staples Advantage			\$9.87
8/5/2017	343,403	PMTRX00011155	Purchases		3348670976	Staples Advantage		\$9.87	
8/12/2017	343,759	PMTRX00011163	Purchases		3349245368	Staples Advantage		\$100.32	
System:	HISTORICAL DETAILED T 10/5/2018		10:45:50 AM	Page:	278	User Date:	10/5/2018	User ID:	skampsen
N Ky Water District									
8/12/2017	343,760	PMTRX00011163	Purchases		3349245367	Staples Advantage		\$511.47	
9/2/2017	344,963	PMTRX00011195	Purchases		3351817672	Staples Advantage		\$143.90	
9/2/2017	344,964	PMTRX00011195	Purchases		3351817671	Staples Advantage		\$719.46	
9/22/2017	345,260	PMTRX00011205	Purchases		PINV289648	Supply Post Business Products		\$94.92	
9/25/2017	345,237	PMTRX00011204	Purchases		382866	Minuteman/Design Press		\$46.50	
10/1/2017	346,298	PMTRX00011231	Purchases		3354530052	Staples Advantage		\$161.18	
10/18/2017	346,586	PMTRX00011237	Purchases		PINV292964	Supply Post Business Products		\$423.24	
10/21/2017	347,164	PMTRX00011253	Purchases		3356777804	Staples Advantage		\$166.45	
11/1/2017	347,666	PMTRX00011269	Purchases		911057	Lowe's		\$38.00	
11/15/2017	347,907	PMTRX00011273	Purchases		PINV296629	Supply Post Business Products		\$135.18	
11/18/2017	348,537	PMTRX00011287	Purchases		3359921947	Staples Advantage		\$39.99	
11/29/2017	348,543	PMTRX00011287	Purchases		PINV298209	Supply Post Business Products		\$77.30	
12/1/2017	348,610	PMTRX00011290	Purchases		PINV298751	Supply Post Business Products		\$20.38	
12/2/2017	349,275	PMTRX00011309	Purchases		3361560162	Staples Advantage		\$57.38	
12/2/2017	349,276	PMTRX00011309	Purchases		3361560161	Staples Advantage		\$79.54	
12/23/2017	350,122	PMTRX00011329	Purchases		3363325414	Staples Advantage		\$28.59	

Account:	620-3002-001		Totals:	Account:	620-3001-001	Net Change	Ending Balance		
Trx Date	Jrnl No.	Orig. Audit Trail	Description:	Safety Supplies- Ops-FTTP	Beginning Balance:	\$3,915.93	\$6,493.37	\$3,925.80	\$9.87
8/16/2017	343,754	PMTRX00011163	Distribution Reference		Orig. Master Number	\$1,916.84		Debit	Credit
9/15/2017	345,141	PMTRX00011200	Purchases		81617	Randy's Rugged Wear		\$200.00	
10/3/2017	346,004	PMTRX00011223	Purchases		91117	Randy's Rugged Wear		\$104.99	
10/17/2017	346,565	PMTRX00011237	Purchases		834	Battery Neighbor LLC		\$135.00	
11/11/2017	347,839	PMTRX00011271	Purchases		903126	Lowe's		\$160.54	
11/28/2017	348,510	PMTRX00011285	Purchases		110917	Randy's Rugged Wear		\$467.98	
11/29/2017	348,511	PMTRX00011285	Purchases		INV4201934	Orr Safety Corporation		\$70.22	
12/1/2017	348,868	PMTRX00011297	Purchases		INV4203099	Orr Safety Corporation		\$71.93	
12/4/2017	348,828	PMTRX00011296	Purchases		112217	Randy's Rugged Wear		\$200.00	
12/4/2017	349,202	PMTRX00011306	Purchases		903794	Lowe's		\$168.15	
12/4/2017	349,330	PMVVR00001354	Purchases		142598	Fisher Scientific		\$886.03	
12/4/2017	349,332	PMTRX00011311	Purchases		142598	Fisher Scientific		\$886.03	\$886.03
12/21/2017	350,030	PMTRX00011326	Purchases		142598	Flashlight Outlet		\$886.03	
12/27/2017	350,228	PMTRX00011332	Purchases		INV4224928	Orr Safety Corporation		\$48.49	
12/28/2017	350,031	PMTRX00011326	Purchases		122617	Randy's Rugged Wear		\$194.99	
					INV4228758	Orr Safety Corporation		\$78.21	
			Totals:	Account:	620-3002-001	Net Change	Ending Balance		
Account:	620-3002-029		Description:	Safety Supplies Ops- MPTP	Beginning Balance:	\$2,786.53	\$4,703.37	\$3,672.56	\$886.03
Trx Date	Jrnl No.	Orig. Audit Trail	Distribution Reference		Orig. Master Number	\$719.29		Debit	Credit
8/16/2017	343,754	PMTRX00011163	Purchases		81617	Randy's Rugged Wear		\$188.99	
10/16/2017	346,946	PMTRX00011248	Purchases		101617	Randy's Rugged Wear		\$294.99	
11/29/2017	348,512	PMTRX00011285	Purchases		INV4203181	Orr Safety Corporation		\$56.77	
12/27/2017	350,228	PMTRX00011332	Purchases		122617	Randy's Rugged Wear		\$179.99	
			Totals:	Account:	620-3002-029	Net Change	Ending Balance		
Account:	620-3006-003		Description:	Safety supplies- Lab	Beginning Balance:	\$720.74	\$1,440.03	\$720.74	\$0.00
Trx Date	Jrnl No.	Orig. Audit Trail	Distribution Reference		Orig. Master Number	\$133.92		Debit	Credit
10/17/2017	346,565	PMTRX00011237	Purchases		903126	Lowe's		\$47.48	
			Totals:	Account:	620-3006-003	Net Change	Ending Balance		
Account:	620-4000-001		Description:	Materials & Supplies - FTTP	Beginning Balance:	\$47.48	\$181.40	\$47.48	\$0.00
Trx Date	Jrnl No.	Orig. Audit Trail	Distribution Reference		Orig. Master Number	\$17,846.61		Debit	Credit
7/1/2017	341,844	PMTRX00011115	Purchases		927113	Lowe's		\$17.09	
7/1/2017	341,852	PMTRX00011115	Purchases		148	Mower Express, Inc.		\$35.92	
7/5/2017	341,845	PMTRX00011115	Purchases		927927	Lowe's		\$66.44	
7/7/2017	342,004	PMTRX00011123	Purchases		9493369731	Grainger		\$248.88	
7/11/2017	341,840	PMTRX00011115	Purchases		586919-001	Kentucky FluidAir		\$3.12	
7/12/2017	342,007	PMTRX00011123	Purchases		356765	Kemper Inc Richard G		\$128.88	
7/12/2017	342,712	PMTRX00011137	Purchases		925241	Lowe's		\$11.68	
7/14/2017	342,008	PMTRX00011123	Purchases		586919-002	Kentucky FluidAir		\$12.77	
7/17/2017	342,010	PMTRX00011123	Purchases		927588	Lowe's		\$449.12	
7/25/2017	342,794	RECVG00002258	Purchases		RCT0000009849	BL Anderson Co. Inc.		\$3,066.00	
7/25/2017	342,794	RECVG00002258	Freight		RCT0000009849	BL Anderson Co. Inc.		\$23.05	
7/26/2017	342,699	PMTRX00011137	Purchases		9510443832	Grainger		\$99.48	
8/1/2017	343,032	PMTRX00011145	Purchases		1031033 7/17	Cincinnati Bell		\$115.94	
System:	HISTORICAL DETAILED T 10/5/2018		10:45:50 AM	Page:	279	User Date:	10/5/2018	User ID:	skampsen
N Ky Water District									
8/10/2017	343,260	PMTRX00011151	Purchases		740-156930	KOI Enterprises, Inc		\$22.61	
8/15/2017	343,389	PMTRX00011155	Purchases		925165	Lowe's		\$98.72	
8/17/2017	343,734	PMTRX00011163	Purchases		P-7166	BL Anderson Co. Inc.		\$282.10	
8/17/2017	343,742	PMTRX00011163	Purchases		02412005	Harrington Industrial Plastics		\$56.06	
8/18/2017	343,752	PMTRX00011163	Purchases		925633	Lowe's		\$28.49	
8/22/2017	343,697	PMTRX00011162	Purchases		PETTY CASH 08/17	Lori Simpson / Petty Cash		\$26.28	
8/22/2017	344,374	PMTRX00011177	Purchases		895228	R & M Welding Products Inc		\$81.00	
8/22/2017	344,375	PMTRX00011177	Purchases		895023	R & M Welding Products Inc		\$49.09	
8/23/2017	344,366	PMTRX00011177	Purchases		9536531305	Grainger		\$99.11	
8/29/2017	344,342	PMTRX00011177	Purchases		1031033 8/17	Cincinnati Bell		\$115.94	
8/31/2017	344,336	PMTRX00011177	Purchases		141047	A-1 Electric Motor Service		\$223.89	
8/31/2017	344,368	PMTRX00011177	Purchases		S100165715.001	Johnson Electric Supply Co., The		\$218.54	
9/1/2017	344,335	PMTRX00011177	Purchases		141093	A-1 Electric Motor Service		\$516.24	



9/1/2017	344,686	PMTRX00011190	Purchases	IN01952809	CCP Industries Inc.	\$400.27			
9/1/2017	344,726	PMTRX00011191	Purchases	740-155908	KOI Enterprises, Inc	\$20.44			
9/1/2017	344,901	RECVG00002273	Purchases	RCT0000009926	Calgon Carbon Corporation	\$4,689.00			
9/1/2017	344,901	RECVG00002273	Freight	RCT0000009926	Calgon Carbon Corporation	\$60.20			
9/1/2017	345,652	PMTRX00011211	Purchases	3634402	Keidel Supply		\$35.80		
9/12/2017	344,932	PMTRX00011195	Purchases	141382	A-1 Electric Motor Service	\$862.90			
9/19/2017	344,956	PMTRX00011195	Purchases	743-112389	KOI Enterprises, Inc	\$13.33			
9/19/2017	345,218	PMTRX00011203	Purchases	9560145238	Grainger	\$51.48			
9/21/2017	345,226	PMTRX00011204	Purchases	925205	Lowe's	\$151.96			
9/21/2017	345,649	PMTRX00011211	Purchases	9561949745	Grainger	\$252.45			
9/21/2017	345,654	PMTRX00011211	Purchases	358849	Kemper Inc Richard G	\$58.72			
9/22/2017	345,129	PMTRX00011199	Purchases	910863	Lowe's	\$15.55			
9/22/2017	345,648	PMTRX00011211	Purchases	9564413343	Grainger	\$66.43			
9/27/2017	345,228	PMTRX00011204	Purchases	925032	Lowe's	\$12.12			
9/28/2017	345,229	PMTRX00011204	Purchases	927138	Lowe's	\$27.60			
9/28/2017	345,653	PMTRX00011211	Purchases	359084	Kemper Inc Richard G	\$71.57			
9/29/2017	345,638	PMTRX00011211	Purchases	1031033 9/17	Cincinnati Bell	\$115.94			
9/30/2017	345,651	PMTRX00011211	Purchases	3665342	Keidel Supply	\$288.06			
10/2/2017	346,026	PMTRX00011224	Purchases	9571008615	Grainger		\$66.43		
10/2/2017	346,027	PMTRX00011224	Purchases	9571403147	Grainger	\$66.21			
10/3/2017	345,634	PMTRX00011211	Purchases	259763-1	Arts Rental Equipment & Supply	\$38.30			
10/10/2017	346,033	PMTRX00011224	Purchases	927629	Lowe's	\$37.00			
10/12/2017	346,386	PMTRX00011233	Purchases	743-114733	KOI Enterprises, Inc	\$155.75			
10/25/2017	346,990	PMTRX00011249	Purchases	9595973059	Grainger	\$112.40			
10/29/2017	347,199	PMTRX00011254	Purchases	1031033 10/17	Cincinnati Bell	\$115.94			
10/30/2017	347,001	PMTRX00011249	Purchases	925071	Lowe's	\$77.87			
10/31/2017	347,000	PMTRX00011249	Purchases	925156	Lowe's	\$73.01			
11/1/2017	347,277	PMTRX00011257	Purchases	772-072886	KOI Enterprises, Inc	\$18.40			
11/1/2017	347,282	PMTRX00011257	Purchases	927295..	Lowe's	\$87.80			
11/1/2017	347,418	PMTRX00011260	Purchases	143146	A-1 Electric Motor Service	\$272.49			
11/1/2017	347,499	PMTRX00011263	Purchases	925029	Lowe's	\$266.93			
11/1/2017	348,492	PMTRX00011285	Purchases	927160	Lowe's	\$36.08			
11/6/2017	347,324	PMTRX00011258	Purchases	234949	Specialized Plumbing Parts Supply	\$29.45			
11/6/2017	347,689	PMTRX00011269	Purchases	412621	USA Bluebook	\$234.08			
11/7/2017	347,280	PMTRX00011257	Purchases	910249	Lowe's	\$141.76			
11/8/2017	347,494	PMTRX00011263	Purchases	925292	Lowe's	\$376.12			
11/9/2017	347,936	PMTRX00011274	Purchases	9611284267	Grainger	\$299.93			
11/13/2017	347,629	PMTRX00011268	Purchases	7203604	CBT Company	\$769.23			
11/13/2017	347,914	PMTRX00011273	Purchases	9614462969	Grainger	\$532.50			
11/13/2017	347,915	PMTRX00011273	Purchases	9613763003	Grainger	\$483.31			
11/17/2017	348,475	PMTRX00011284	Purchases	9619379473	Grainger	\$204.53			
11/20/2017	348,078	PMTRX00011276	Purchases	903397	Lowe's	\$280.06			
11/21/2017	348,576	PMTRX00011288	Purchases	910038	Lowe's	\$74.86			
11/29/2017	348,455	PMTRX00011283	Purchases	7211605	CBT Company	\$580.95			
11/29/2017	348,463	PMTRX00011283	Purchases	1031033 11/17	Cincinnati Bell	\$115.94			
12/1/2017	348,609	PMTRX00011290	Purchases	9335586	Southern States	\$742.00			
12/1/2017	348,900	PMTRX00011299	Purchases	428514	USA Bluebook	\$9.89			
12/1/2017	348,901	PMTRX00011299	Purchases	428641	USA Bluebook	\$395.64			
12/1/2017	349,612	PMTRX00011317	Purchases	743-118615	KOI Enterprises, Inc	\$189.38			
12/1/2017	349,894	PMTRX00011323	Purchases	925465	Lowe's	\$245.09			
12/4/2017	348,788	PMTRX00011296	Purchases	10742546	Hach Company	\$120.30			
12/4/2017	348,830	PMTRX00011296	Purchases	925332	Lowe's	\$341.96			
12/6/2017	348,834	RECVG00002304	Purchases	RCT0000010094	Calgon Carbon UV Tech, LLC	\$3,826.88			
12/6/2017	348,899	PMTRX00011299	Purchases	5299059	US Plastic Corp	\$243.32			
12/6/2017	348,941	PMTRX00011301	Purchases	9636294481	Grainger	\$72.28			
12/6/2017	348,958	PMVVR00001352	Purchases	90050510	Calgon Carbon UV Tech, LLC		\$3,826.88		
12/6/2017	348,959	PMTRX00011302	Purchases	90050510	Calgon Carbon UV Tech, LLC	\$3,826.88			
12/6/2017	349,152	RECVG00002307	Purchases	RCT0000010122	CBT Company	\$1,699.90			
12/6/2017	349,152	RECVG00002307	Freight	RCT0000010122	CBT Company	\$88.02			
12/6/2017	349,286	PMTRX00011309	Purchases	436105	USA Bluebook	\$819.48			
12/8/2017	349,151	RECVG00002307	Purchases	RCT0000010121	CBT Company	\$9,600.00			
System:	HISTORICAL DETAILED T 10/5/2018		10:45:50 AM	Page:	280	User Date:	10/5/2018	User ID:	skampsen
N Ky Water District									
12/8/2017	349,151	RECVG00002307	Freight	RCT0000010121	CBT Company	\$147.59			

12/11/2017	349,158	PMTRX00011305	Purchases	286955-1	Arts Rental Equipment & Supply	\$145.00			
12/11/2017	349,159	PMTRX00011305	Purchases	286850-1	Arts Rental Equipment & Supply	\$145.00			
12/11/2017	349,161	PMTRX00011305	Purchases	287113-1	Arts Rental Equipment & Supply	\$76.50			
12/13/2017	349,230	PMTRX00011307	Purchases	925445	Lowe's	\$121.55			
12/13/2017	349,511	RECVG00002311	Purchases	RCT0000010138	Rawdon Myers Inc	\$2,130.00			
12/14/2017	349,231	PMTRX00011307	Purchases	927835	Lowe's	\$108.22			
12/14/2017	349,914	PMTRX00011324	Purchases	442742	USA Bluebook	\$71.12			
12/15/2017	349,227	PMTRX00011307	Purchases	927144	Lowe's	\$47.34			
12/15/2017	349,604	PMTRX00011317	Purchases	9645373029	Grainger	\$299.93			
12/15/2017	349,921	RECVG00002312	Purchases	RCT0000010146	USA Bluebook	\$1,401.00			
12/18/2017	349,605	PMTRX00011317	Purchases	9646830019	Grainger	\$216.03			
12/18/2017	349,788	PMTRX00011321	Purchases	911200	Lowe's	\$30.39			
12/19/2017	349,846	PMTRX00011322	Purchases	446503	USA Bluebook	\$85.88			
12/20/2017	349,221	PMTRX00011307	Purchases	927854	Lowe's	\$32.90			
12/22/2017	349,629	PMTRX00011317	Purchases	80696	Unistrut Cincinnati	\$748.10			
12/22/2017	349,787	PMTRX00011321	Purchases	927365..	Lowe's	\$5.70			
12/27/2017	349,790	PMTRX00011321	Purchases	927159	Lowe's	\$8.54			
12/27/2017	349,791	PMTRX00011321	Purchases	927181	Lowe's	\$29.36			
12/27/2017	349,792	PMTRX00011321	Purchases	927137..	Lowe's	\$23.77			
12/28/2017	349,903	PMTRX00011323	Purchases	902678	R & M Welding Products Inc	\$32.50			
12/29/2017	349,795	PMTRX00011321	Purchases	927660	Lowe's	\$249.41			
12/29/2017	349,880	PMTRX00011323	Purchases	1031033 12/17	Cincinnati Bell	\$115.94			
12/29/2017	349,887	PMTRX00011323	Purchases	KYERL234628	Fastenal Company	\$14.32			
					Net Change	Ending Balance			
			Totals:	Account:	620-4000-001	\$43,313.36	\$61,159.97	\$47,242.47	\$3,929.11

Account:	620-4000-002		Description:	Account:	620-4000-001	Beginning Balance:			
Trx Date	Jrnl No.	Orig. Audit Trail	Distribution Reference	Materials & Supplies - TMTF		Orig. Master Number	Orig. Master Name	Debit	Credit
7/1/2017	341,836	PMTRX00011115	Purchases		10577	Klingenberg's - Covington		\$32.00	
7/1/2017	341,837	PMTRX00011115	Purchases		10459	Klingenberg's - Covington		\$3.49	
8/2/2017	343,240	PMTRX00011151	Purchases		9517501384	Grainger		\$668.52	
8/3/2017	343,265	PMTRX00011151	Purchases		927355	Lowe's		\$56.13	
8/7/2017	343,384	PMTRX00011155	Purchases		743-108214	KOI Enterprises, Inc		\$8.20	
8/8/2017	343,385	PMTRX00011155	Purchases		743-108295	KOI Enterprises, Inc		\$59.64	
8/9/2017	343,263	PMTRX00011151	Purchases		927656	Lowe's		\$93.87	
8/9/2017	343,264	PMTRX00011151	Purchases		927588..	Lowe's		\$89.17	
8/10/2017	343,262	PMTRX00011151	Purchases		925716	Lowe's		\$147.55	
8/16/2017	343,391	PMTRX00011155	Purchases		927352	Lowe's		\$27.70	
8/24/2017	344,371	PMTRX00011177	Purchases		11352	Klingenberg's - Covington		\$13.48	
9/30/2017	345,651	PMTRX00011211	Purchases		3665342	Keidel Supply		\$288.06	
10/1/2017	345,998	RECVG00002282	Purchases		RCT0000009981	Process Pump & Seal, Inc.		\$675.00	
10/1/2017	345,998	RECVG00002282	Freight		RCT0000009981	Process Pump & Seal, Inc.		\$18.31	
10/10/2017	346,023	PMTRX00011223	Purchases		75491	Flynn Metering Systems		\$776.92	
10/17/2017	346,388	PMTRX00011233	Purchases		927179	Lowe's		\$81.69	
11/1/2017	347,490	PMTRX00011263	Purchases		11795	Klingenberg's - Covington		\$9.47	
11/6/2017	348,574	PMTRX00011288	Purchases		12195	Klingenberg's - Covington		\$21.61	
11/7/2017	347,496	PMTRX00011263	Purchases		927507	Lowe's		\$42.61	
11/22/2017	348,448	PMTRX00011283	Purchases		143817	A-1 Electric Motor Service		\$112.30	
12/7/2017	348,945	PMTRX00011301	Purchases		361253	Kemper Inc Richard G		\$71.81	
12/7/2017	348,946	PMTRX00011301	Purchases		361310	Kemper Inc Richard G		\$40.16	
12/14/2017	349,892	PMTRX00011323	Purchases		12508	Klingenberg's - Covington		\$21.99	
12/18/2017	349,590	PMTRX00011317	Purchases		144640	A-1 Electric Motor Service		\$112.30	
12/19/2017	349,589	PMTRX00011317	Purchases		144689	A-1 Electric Motor Service		\$52.54	
12/21/2017	349,789	PMTRX00011321	Purchases		927287	Lowe's		\$63.54	
						Net Change	Ending Balance		
			Totals:	Account:	620-4000-002	\$3,588.06	\$13,311.52	\$3,588.06	\$0.00

Account:	620-4000-020		Description:	Account:	620-4000-002	Beginning Balance:			
Trx Date	Jrnl No.	Orig. Audit Trail	Distribution Reference	Materials & Supplies - Instrumentati		Orig. Master Number	Orig. Master Name	Debit	Credit
7/1/2017	341,669	PMTRX00011112	Purchases		992100927	Graybar Electric Co Inc		\$248.94	
7/1/2017	341,670	PMTRX00011112	Purchases		992126838	Graybar Electric Co Inc		\$77.27	
7/1/2017	341,843	PMTRX00011115	Purchases		941880	Lowe's		\$99.75	
7/1/2017	342,384	PMTRX00011131	Purchases		7129384	CBT Company		\$101.70	
7/1/2017	342,714	PMTRX00011137	Purchases		927857	Lowe's		\$27.71	
7/6/2017	342,383	PMTRX00011131	Purchases		7132673	CBT Company		\$90.00	
7/7/2017	341,851	PMTRX00011115	Purchases		991450	Mobilcomm Inc.		\$506.63	

7/14/2017	341,842	PMTRX00011115	Purchases	902724	Lowe's	\$79.80
7/18/2017	342,678	PMTRX00011137	Purchases	IN0524649	Black Box Corp of Pennsylvania	\$245.38
7/19/2017	342,679	PMTRX00011137	Purchases	IN0524999	Black Box Corp of Pennsylvania	\$299.93
7/24/2017	342,386	PMTRX00011131	Purchases	JNX3705	CDW Government Inc.	\$334.14
System:	HISTORICAL DETAILED T 10/5/2018	10:45:50 AM	Page:	281	User Date:	10/5/2018
N Ky Water District					User ID:	skampsen
7/24/2017	342,400	PMTRX00011131	Purchases	927961	Lowe's	\$284.05
7/25/2017	342,577	PMTRX00011135	Purchases	1007823 7/17	Cincinnati Bell	\$241.35
7/25/2017	342,578	PMTRX00011135	Purchases	4410536 7/17	Cincinnati Bell	\$246.08
7/26/2017	342,710	PMTRX00011137	Purchases	925021	Lowe's	\$17.83
7/26/2017	342,711	PMTRX00011137	Purchases	925065	Lowe's	\$75.92
8/1/2017	343,916	PMTRX00011165	Purchases	925823	Lowe's	\$46.71
8/1/2017	343,917	PMTRX00011165	Purchases	927426	Lowe's	\$27.17
8/24/2017	344,337	PMTRX00011177	Purchases	T8CY901	ADI	\$193.25
8/25/2017	344,170	PMTRX00011173	Purchases	1007823 8/17	Cincinnati Bell	\$241.35
8/25/2017	344,174	PMTRX00011173	Purchases	4410536 8/17	Cincinnati Bell	\$250.56
9/1/2017	344,902	RECVG00002273	Purchases	RCT0000009927	CBT Company	\$2,152.80
9/1/2017	344,902	RECVG00002273	Freight	RCT0000009927	CBT Company	\$34.21
9/1/2017	344,903	RECVG00002273	Purchases	RCT0000009928	CBT Company	\$174.60
9/1/2017	344,903	RECVG00002273	Freight	RCT0000009928	CBT Company	\$14.92
9/5/2017	344,367	PMTRX00011177	Purchases	10618009	Hach Company	\$684.68
9/11/2017	345,131	PMTRX00011199	Purchases	927602	Lowe's	\$22.74
9/15/2017	345,141	PMTRX00011200	Purchases	91117	Randy's Rugged Wear	\$200.00
9/19/2017	345,199	PMTRX00011202	Purchases	KFQ0966	CDW Government Inc.	\$291.09
9/19/2017	345,221	PMTRX00011203	Purchases	10637656	Hach Company	\$862.77
9/20/2017	345,130	PMTRX00011199	Purchases	919198	Lowe's	\$305.75
9/25/2017	345,516	PMTRX00011207	Purchases	4410536 9/17	Cincinnati Bell	\$286.45
9/25/2017	345,517	PMTRX00011207	Purchases	1007823 9/17	Cincinnati Bell	\$241.35
10/1/2017	345,824	PMTRX00011214	Purchases	125150	Bonded Lock Service LLC	\$432.00
10/2/2017	346,681	RECVG00002289	Purchases	RCT0000010014	Bonded Lock Service LLC	\$1,589.35
10/4/2017	345,898	PMTRX00011219	Purchases	925971	Lowe's	\$58.86
10/10/2017	346,566	PMTRX00011237	Purchases	927665	Lowe's	\$140.29
10/13/2017	346,568	PMTRX00011237	Purchases	925050	Lowe's	\$5.03
10/13/2017	346,997	PMTRX00011249	Purchases	927378..	Lowe's	\$17.99
10/16/2017	346,567	PMTRX00011237	Purchases	910114	Lowe's	\$15.43
10/19/2017	346,924	PMTRX00011247	Purchases	INV4164487	Orr Safety Corporation	\$133.76
10/19/2017	346,996	PMTRX00011249	Purchases	925827	Lowe's	\$11.88
10/25/2017	346,683	RECVG00002289	Purchases	RCT0000010016	Rosemount Inc.	\$4,759.03
10/25/2017	346,683	RECVG00002289	Freight	RCT0000010016	Rosemount Inc.	\$25.50
10/25/2017	346,839	PMTRX00011243	Purchases	1007823 10/17	Cincinnati Bell	\$241.35
10/25/2017	346,840	PMTRX00011243	Purchases	4410536 10/17	Cincinnati Bell	\$255.06
10/26/2017	346,999	PMTRX00011249	Purchases	925600	Lowe's	\$53.51
10/31/2017	346,998	PMTRX00011249	Purchases	927128	Lowe's	\$33.42
11/1/2017	347,236	PMTRX00011256	Purchases	7197522	CBT Company	\$141.34
11/1/2017	347,663	PMTRX00011269	Purchases	925177..	Lowe's	\$124.10
11/1/2017	347,670	PMTRX00011269	Purchases	INV4174607	Orr Safety Corporation	\$43.70
11/1/2017	347,672	PMTRX00011269	Purchases	INV4171430	Orr Safety Corporation	\$51.22
11/1/2017	347,676	PMTRX00011269	Purchases	3258175	SafetyWear	\$71.91
11/1/2017	348,491	PMTRX00011285	Purchases	927383	Lowe's	\$55.06
11/2/2017	347,237	PMTRX00011256	Purchases	7197890	CBT Company	\$53.32
11/2/2017	347,633	PMTRX00011268	Purchases	9603783318	Grainger	\$532.50
11/3/2017	348,226	PMTRX00011281	Purchases	KRX7772	CDW Government Inc.	\$388.96
11/7/2017	347,630	PMTRX00011268	Purchases	7200170	CBT Company	\$141.36
11/8/2017	347,664	PMTRX00011269	Purchases	925282	Lowe's	\$113.90
11/9/2017	347,662	PMTRX00011269	Purchases	950965	Lowe's	\$81.67
11/9/2017	348,474	PMTRX00011284	Purchases	9611525156	Grainger	\$96.45
11/9/2017	348,482	PMTRX00011284	Purchases	S100171520.001	Johnson Electric Supply Co., The	\$7.29
11/10/2017	347,631	PMTRX00011268	Purchases	7202936	CBT Company	\$104.09
11/10/2017	347,632	PMTRX00011268	Purchases	KTK7147	CDW Government Inc.	\$173.18
11/10/2017	347,687	PMTRX00011269	Purchases	169013	Temco Inc.	\$860.50
11/10/2017	348,476	PMTRX00011284	Purchases	9612481573	Grainger	\$333.03
11/13/2017	348,477	PMTRX00011284	Purchases	9301010514	Graybar Electric Co Inc	\$142.27
11/16/2017	348,247	PMTRX00011281	Purchases	169079	Temco Inc.	\$627.31
11/20/2017	348,231	PMTRX00011281	Purchases	9621027425	Grainger	\$4.76

11/20/2017	348,232	PMTRX00011281	Purchases	9621027417	Grainger	\$236.30			
11/21/2017	348,077	PMTRX00011276	Purchases	927390	Lowe's	\$512.97			
11/21/2017	348,498	PMTRX00011285	Purchases	914268	Lowe's	\$158.39			
11/24/2017	348,224	PMTRX00011281	Purchases	KWX7214	CDW Government Inc.	\$710.86			
11/25/2017	348,461	PMTRX00011283	Purchases	1007823 11/17	Cincinnati Bell	\$241.35			
11/25/2017	348,462	PMTRX00011283	Purchases	4410536 11/17	Cincinnati Bell	\$251.31			
11/27/2017	348,225	PMTRX00011281	Purchases	KXB6205	CDW Government Inc.	\$611.00			
11/29/2017	348,472	PMTRX00011284	Purchases	16534	Fastech Alarms &	\$665.82			
12/1/2017	350,025	PMTRX00011326	Purchases	914623	Lowe's	\$512.94			
12/1/2017	350,026	PMTRX00011326	Purchases	902646	Lowe's	\$22.35			
12/8/2017	350,027	PMTRX00011326	Purchases	925815	Lowe's	\$21.76			
12/11/2017	349,800	PMTRX00011321	Purchases	8472692	Ovivo USA, LLC	\$620.37			
12/18/2017	349,471	PMTRX00011315	Purchases	7221512	CBT Company	\$104.11			
12/19/2017	349,468	PMTRX00011315	Purchases	7221971	CBT Company	\$247.30			
12/19/2017	349,469	PMTRX00011315	Purchases	7221970	CBT Company	\$47.52			
12/19/2017	350,028	PMTRX00011326	Purchases	910859	Lowe's	\$23.12			
System:	HISTORICAL DETAILED T 10/5/2018		10:45:50 AM	Page:	282	User Date:	10/5/2018	User ID:	skampsen
N Ky Water District									
12/20/2017	349,470	PMTRX00011315	Purchases	7222756	CBT Company	\$287.68			
12/21/2017	349,500	PMTRX00011315	Purchases	169679	Temco Inc.	\$164.26			
12/21/2017	349,784	PMTRX00011321	Purchases	5100174415.001	Johnson Electric Supply Co., The	\$70.22			
12/25/2017	349,742	PMTRX00011319	Purchases	1007823 12/17	Cincinnati Bell	\$241.35			
12/25/2017	349,748	PMTRX00011319	Purchases	4410536 12/17	Cincinnati Bell	\$248.98			
12/27/2017	349,840	PMTRX00011322	Purchases	169732	Temco Inc.	\$514.71			
12/27/2017	350,228	PMTRX00011332	Purchases	122617	Randy's Rugged Wear	\$200.00			
Totals:				Account:	620-4000-020	Ending Balance			
Account:	620-4000-029	Description:		Materials & Supplies - Maint. MPTP		\$27,641.93	\$62,188.31	\$27,641.93	\$0.00
Trx Date	Jrnl No.	Orig. Audit Trail	Distribution Reference	Beginning Balance:	Orig. Master Name	Debit	Credit		
8/17/2017	343,734	PMTRX00011163	Purchases	P-7166	BL Anderson Co. Inc.	\$282.10			
9/12/2017	345,217	PMTRX00011203	Purchases	18479	Flaig Welding Co Inc	\$149.50			
9/13/2017	344,728	PMTRX00011191	Purchases	927990	Lowe's	\$16.47			
9/27/2017	345,656	PMTRX00011211	Purchases	17000579 RI 05700	Kruger Inc	\$968.19			
9/30/2017	345,651	PMTRX00011211	Purchases	3665342	Keidel Supply	\$288.07			
10/1/2017	346,024	PMTRX00011223	Purchases	9570880048	Grainger	\$60.56			
10/23/2017	346,989	PMTRX00011249	Purchases	9591901096	Grainger	\$84.25			
10/26/2017	346,978	PMTRX00011249	Purchases	142812	A-1 Electric Motor Service	\$75.00			
10/26/2017	346,979	PMTRX00011249	Purchases	142813	A-1 Electric Motor Service	\$385.88			
10/29/2017	347,002	PMTRX00011249	Purchases	927749..	Lowe's	\$16.98			
11/1/2017	347,461	PMTRX00011261	Purchases	9597771568	Grainger	\$16.85			
11/1/2017	347,498	PMTRX00011263	Purchases	925028	Lowe's	\$39.85			
11/7/2017	347,497	PMTRX00011263	Purchases	925171	Lowe's	\$43.53			
11/8/2017	347,421	PMTRX00011260	Purchases	274734-1	Arts Rental Equipment & Supply	\$19.95			
11/8/2017	347,495	PMTRX00011263	Purchases	927881	Lowe's	\$208.16			
11/10/2017	347,665	PMTRX00011269	Purchases	925499	Lowe's	\$28.90			
11/14/2017	347,903	PMTRX00011273	Purchases	9614961549	Grainger	\$564.44			
12/6/2017	348,834	RECVG00002304	Purchases	RCT0000010094	Calgon Carbon UV Tech, LLC	\$2,978.04			
12/6/2017	348,834	RECVG00002304	Freight	RCT0000010094	Calgon Carbon UV Tech, LLC	\$101.54			
12/6/2017	348,958	PMVVR00001352	Purchases	90050510	Calgon Carbon UV Tech, LLC			\$2,978.04	
12/6/2017	348,958	PMVVR00001352	Freight	90050510	Calgon Carbon UV Tech, LLC			\$101.54	
12/6/2017	348,959	PMTRX00011302	Purchases	90050510	Calgon Carbon UV Tech, LLC	\$3,079.59			
Totals:				Account:	620-4000-029	Ending Balance			
Account:	620-4001-001	Description:		Materials & Supplies Building Maint.		\$6,328.27	\$17,669.71	\$9,407.85	\$3,079.58
Trx Date	Jrnl No.	Orig. Audit Trail	Distribution Reference	Beginning Balance:	Orig. Master Name	Debit	Credit		
7/1/2017	341,846	PMTRX00011115	Purchases	927327	Lowe's	\$82.35			
7/1/2017	341,847	PMTRX00011115	Purchases	903349	Lowe's	\$30.26			
7/1/2017	341,855	PMTRX00011115	Purchases	229139	Specialized Plumbing Parts Supply	\$33.97			
7/1/2017	341,861	PMTRX00011115	Purchases	354814 00	Wilder Winnelson	\$35.34			
7/6/2017	342,713	PMTRX00011137	Purchases	903572	Lowe's	\$67.41			
7/31/2017	342,700	PMTRX00011137	Purchases	602634535	Hillyard Kentucky	\$260.91			
7/31/2017	342,701	PMTRX00011137	Purchases	602634534	Hillyard Kentucky	\$826.79			
8/1/2017	343,041	PMTRX00011146	Purchases	602635910	Hillyard Kentucky	\$154.22			
8/2/2017	344,030	PMTRX00011168	Purchases	903528	Lowe's	\$21.22			

8/2/2017	344,182	PMTRX00011173	Purchases	15907	Greko Supply Company	\$531.00			
8/3/2017	343,042	PMTRX00011146	Purchases	602639182	Hillyard Kentucky	\$39.52			
8/16/2017	343,691	PMTRX00011162	Purchases	3377148	Mower Express, Inc.	\$117.17			
9/14/2017	344,684	PMTRX00011190	Purchases	653601	A & S Electric Supply, Inc.	\$585.10			
9/15/2017	345,141	PMTRX00011200	Purchases	91117	Randy's Rugged Wear	\$189.99			
9/20/2017	344,954	PMTRX00011195	Purchases	602702922	Hillyard Kentucky	\$163.90			
9/29/2017	345,574	PMTRX00011208	Purchases	910057	Lowe's	\$37.04			
10/25/2017	346,943	PMTRX00011248	Purchases	145262	Phillips Supply Co	\$226.33			
10/30/2017	346,916	PMTRX00011247	Purchases	903527	Lowe's	\$8.14			
10/30/2017	346,917	PMTRX00011247	Purchases	903519	Lowe's	\$68.37			
10/30/2017	346,920	PMTRX00011247	Purchases	910587	Lowe's	\$19.88			
10/30/2017	346,921	PMTRX00011247	Purchases	917056	Lowe's		\$7.45		
11/1/2017	347,231	PMTRX00011256	Purchases	656281	A & S Electric Supply, Inc.	\$17.78			
11/13/2017	347,831	PMTRX00011271	Purchases	16128	Greko Supply Company	\$934.00			
11/14/2017	347,626	PMTRX00011268	Purchases	602773438	Hillyard Kentucky	\$678.28			
11/28/2017	348,119	PMTRX00011277	Purchases	657753	A & S Electric Supply, Inc.	\$112.00			
12/4/2017	349,205	PMTRX00011306	Purchases	9633400511	Grainger	\$72.60			
12/5/2017	348,826	PMTRX00011296	Purchases	911843	Lowe's	\$16.31			
12/5/2017	348,827	PMTRX00011296	Purchases	911883	Lowe's	\$50.28			
12/13/2017	349,226	PMTRX00011307	Purchases	909777	Lowe's	\$28.44			
12/18/2017	349,225	PMTRX00011307	Purchases	910648	Lowe's	\$4.74			
12/19/2017	349,222	PMTRX00011307	Purchases	910734	Lowe's	\$1.90			
12/19/2017	349,223	PMTRX00011307	Purchases	903008	Lowe's	\$3.69			
System:	HISTORICAL DETAILED T	10/5/2018	10:45:50 AM	Page:	283	User Date:	10/5/2018	User ID:	skampsen

N Ky Water District				Totals:		Account: 620-4001-001		Net Change	Ending Balance		
				Description: Materials & Supplies Building Maint		Beginning Balance:		\$5,411.48	\$10,725.02	\$5,418.93	\$7.45
Account:	620-4001-002	Orig. Audit Trail	Distribution Reference	Description: Materials & Supplies Building Maint		Beginning Balance:		\$664.56			
Trx Date	Jrnl No.	Orig. Audit Trail	Distribution Reference	Description: Materials & Supplies Building Maint		Beginning Balance:		\$664.56			
10/5/2017	345,941	PMTRX00011221	Purchases	Description: Materials & Supplies Building Maint		Orig. Master Number		233805		Debit	Credit
10/18/2017	346,846	PMTRX00011243	Purchases	Description: Materials & Supplies Building Maint		Orig. Master Number		4002040485		\$9.00	
11/2/2017	347,905	PMTRX00011273	Purchases	Description: Materials & Supplies Building Maint		Orig. Master Number		656382		\$276.53	
12/12/2017	348,825	PMTRX00011296	Purchases	Description: Materials & Supplies Building Maint		Orig. Master Number		910683		\$110.70	
				Totals:		Account: 620-4001-002		Net Change	Ending Balance		
				Description: Materials & Supplies - Building MPT		Beginning Balance:		\$429.45	\$1,094.01	\$429.45	\$0.00
Account:	620-4001-029	Orig. Audit Trail	Distribution Reference	Description: Materials & Supplies - Building MPT		Beginning Balance:		\$5,958.53			
Trx Date	Jrnl No.	Orig. Audit Trail	Distribution Reference	Description: Materials & Supplies - Building MPT		Beginning Balance:		\$5,958.53			
7/14/2017	342,245	PMTRX00011127	Purchases	Description: Materials & Supplies - Building MPT		Orig. Master Number		4001089418		Debit	Credit
7/28/2017	342,687	PMTRX00011137	Purchases	Description: Materials & Supplies - Building MPT		Orig. Master Number		4001197265		\$380.27	
8/11/2017	343,619	PMTRX00011159	Purchases	Description: Materials & Supplies - Building MPT		Orig. Master Number		4001317594		\$562.50	
8/30/2017	343,979	PMTRX00011167	Purchases	Description: Materials & Supplies - Building MPT		Orig. Master Number		652792		\$380.27	
10/10/2017	345,900	PMTRX00011219	Purchases	Description: Materials & Supplies - Building MPT		Orig. Master Number		903318		\$208.00	
12/29/2017	349,770	PMTRX00011321	Purchases	Description: Materials & Supplies - Building MPT		Orig. Master Number		16225		\$5.69	
				Totals:		Account: 620-4001-029		Net Change	Ending Balance		
				Description: Safety Supplies- Maint-FTTP		Beginning Balance:		\$1,580.73	\$7,539.26	\$1,580.73	\$0.00
Account:	620-4003-001	Orig. Audit Trail	Distribution Reference	Description: Safety Supplies- Maint-FTTP		Beginning Balance:		\$5,034.79			
Trx Date	Jrnl No.	Orig. Audit Trail	Distribution Reference	Description: Safety Supplies- Maint-FTTP		Beginning Balance:		\$5,034.79			
7/20/2017	342,042	PMTRX00011123	Purchases	Description: Safety Supplies- Maint-FTTP		Orig. Master Number		INV4051698		Debit	Credit
9/1/2017	345,192	PMTRX00011202	Purchases	Description: Safety Supplies- Maint-FTTP		Orig. Master Number		656266		\$65.33	
9/1/2017	345,250	PMTRX00011205	Purchases	Description: Safety Supplies- Maint-FTTP		Orig. Master Number		INV4112728		\$116.65	
10/1/2017	346,002	PMTRX00011223	Purchases	Description: Safety Supplies- Maint-FTTP		Orig. Master Number		660226		\$247.74	
10/16/2017	346,946	PMTRX00011248	Purchases	Description: Safety Supplies- Maint-FTTP		Orig. Master Number		101617		\$123.14	
10/19/2017	346,925	PMTRX00011247	Purchases	Description: Safety Supplies- Maint-FTTP		Orig. Master Number		INV4164459		\$144.99	
10/23/2017	346,926	PMTRX00011247	Purchases	Description: Safety Supplies- Maint-FTTP		Orig. Master Number		INV4167461		\$252.50	
11/1/2017	347,674	PMTRX00011269	Purchases	Description: Safety Supplies- Maint-FTTP		Orig. Master Number		INV4172617		\$239.15	
11/11/2017	347,839	PMTRX00011271	Purchases	Description: Safety Supplies- Maint-FTTP		Orig. Master Number		110917		\$92.66	
12/1/2017	348,868	PMTRX00011297	Purchases	Description: Safety Supplies- Maint-FTTP		Orig. Master Number		112217		\$142.99	
12/4/2017	349,202	PMTRX00011306	Purchases	Description: Safety Supplies- Maint-FTTP		Orig. Master Number		142598		\$179.99	
12/4/2017	349,330	PMVVR00001354	Purchases	Description: Safety Supplies- Maint-FTTP		Orig. Master Number		142598		\$530.64	
12/4/2017	349,332	PMTRX00011311	Purchases	Description: Safety Supplies- Maint-FTTP		Orig. Master Number		142598			\$530.64
12/14/2017	349,214	PMTRX00011306	Purchases	Description: Safety Supplies- Maint-FTTP		Orig. Master Number		116224		\$72.68	
12/27/2017	350,228	PMTRX00011332	Purchases	Description: Safety Supplies- Maint-FTTP		Orig. Master Number		122617		\$559.99	
				Totals:		Account: 620-4003-001		Net Change	Ending Balance		
				Description: Safety Supplies- Maint-FTTP		Beginning Balance:		\$2,768.45	\$7,803.24	\$3,299.09	\$530.64

Account:	620-5001-025	Description:	Safety Supplies- Pumping	Beginning Balance:	\$3,511.66			
Trx Date	Jrnl No.	Orig. Audit Trail	Distribution Reference	Orig. Master Number	Orig. Master Name	Debit	Credit	
7/1/2017	342,019	PMTRX00011123	Purchases	PVMNT00133723	Orr Safety Corporation		\$150.70	
7/11/2017	342,023	PMTRX00011123	Purchases	71017	Randy's Rugged Wear	\$189.99		
8/1/2017	343,070	PMTRX00011147	Purchases	INV4085136	Orr Safety Corporation	\$185.13		
8/17/2017	343,773	PMTRX00011163	Purchases	INV4102807	Orr Safety Corporation	\$598.01		
9/1/2017	345,192	PMTRX00011202	Purchases	656266	Abco Safety	\$125.11		
9/1/2017	345,250	PMTRX00011205	Purchases	INV4112728	Orr Safety Corporation	\$162.32		
10/16/2017	346,571	PMTRX00011237	Purchases	INV4160658	Orr Safety Corporation	\$284.54		
10/19/2017	346,925	PMTRX00011247	Purchases	INV4164459	Orr Safety Corporation	\$213.25		
10/20/2017	346,928	PMTRX00011247	Purchases	INV4165428	Orr Safety Corporation	\$29.78		
10/23/2017	346,926	PMTRX00011247	Purchases	INV4167461	Orr Safety Corporation	\$301.83		
10/23/2017	346,929	PMTRX00011247	Purchases	INV4167419	Orr Safety Corporation	\$116.56		
11/1/2017	347,670	PMTRX00011269	Purchases	INV4174607	Orr Safety Corporation	\$56.15		
11/11/2017	347,839	PMTRX00011271	Purchases	110917	Randy's Rugged Wear	\$184.99		
12/4/2017	349,202	PMTRX00011306	Purchases	142598	Fisher Scientific	\$196.56		
12/4/2017	349,330	PMVVR00001354	Purchases	142598	Fisher Scientific		\$196.56	
12/4/2017	349,332	PMTRX00011311	Purchases	142598	Flashlight Outlet	\$196.56		
12/26/2017	350,021	PMTRX00011326	Purchases	672859	Abco Safety	\$553.07		
				Net Change				
			Totals:	Account:	620-5001-025	Ending Balance		
			Description:	Materials & Supplies - Engineering	Beginning Balance:	\$3,046.59	\$3,393.85	\$347.26

Account:	620-5001-030	Description:	Materials & Supplies - Engineering	Beginning Balance:	\$3,643.61			
Trx Date	Jrnl No.	Orig. Audit Trail	Distribution Reference	Orig. Master Number	Orig. Master Name	Debit	Credit	
System:	HISTORICAL DETAILED T	10/5/2018	10:45:50 AM	Page:	10/5/2018	User ID:	skampsen	
N Ky Water District								
7/8/2017	342,404	PMTRX00011131	Purchases	3345741315	Staples Advantage	\$10.21		
7/18/2017	342,011	PMTRX00011123	Purchases	382435	Minuteman/Design Press	\$42.25		
7/22/2017	342,759	PMTRX00011138	Purchases	3346890401	Staples Advantage	\$12.20		
8/1/2017	343,077	PMTRX00011147	Purchases	978811	Mailender Inc.	\$47.94		
8/2/2017	342,819	PMTRX00011140	Purchases	8575-8	25 Faxcomm Supplies Inc	\$7.78		
8/4/2017	343,357	PMTRX00011154	Purchases	SI-1612587	Dove Data Products, Inc.	\$25.00		
8/5/2017	343,404	PMTRX00011155	Purchases	3348670078	Staples Advantage	\$11.55		
8/10/2017	343,272	PMTRX00011151	Purchases	382569	Minuteman/Design Press	\$44.85		
8/19/2017	343,923	PMTRX00011165	Purchases	3349859993	Staples Advantage	\$10.98		
8/21/2017	343,638	PMTRX00011159	Purchases	SI-1616036	Dove Data Products, Inc.	\$332.00		
8/28/2017	343,984	PMTRX00011167	Purchases	SI-1617919	Dove Data Products, Inc.	\$65.00		
8/29/2017	343,993	PMTRX00011167	Purchases	382707	Minuteman/Design Press	\$44.85		
9/1/2017	344,559	PMTRX00011184	Purchases	982888	Mailender Inc.	\$47.94		
9/1/2017	344,578	PMTRX00011184	Purchases	3350812312	Staples Advantage	\$25.30		
9/1/2017	344,579	PMTRX00011184	Purchases	3350812313	Staples Advantage	\$36.54		
9/2/2017	344,891	PMTRX00011193	Purchases	3351816636	Staples Advantage	\$1.55		
9/7/2017	344,960	PMTRX00011195	Purchases	382774	Minuteman/Design Press	\$260.00		
9/26/2017	345,236	PMTRX00011204	Purchases	382874	Minuteman/Design Press	\$42.25		
10/1/2017	346,296	PMTRX00011231	Purchases	3354526606	Staples Advantage	\$8.54		
10/6/2017	346,267	PMTRX00011229	Purchases	986782	Mailender Inc.	\$36.03		
10/7/2017	346,295	PMTRX00011231	Purchases	3355518617	Staples Advantage	\$17.68		
10/12/2017	346,269	PMTRX00011229	Purchases	382979	Minuteman/Design Press	\$44.85		
10/26/2017	347,205	PMTRX00011254	Purchases	989266	Mailender Inc.	\$93.11		
10/27/2017	346,923	PMTRX00011247	Purchases	383056	Minuteman/Design Press	\$42.25		
11/1/2017	347,560	PMTRX00011267	Purchases	3357675220	Staples Advantage	\$122.98		
11/1/2017	347,561	PMTRX00011267	Purchases	3357675222	Staples Advantage	\$41.68		
11/8/2017	347,636	PMTRX00011268	Purchases	5-986-59002	Federal Express	\$27.73		
11/11/2017	348,088	PMTRX00011276	Purchases	3359271643	Staples Advantage	\$75.98		
11/11/2017	348,089	PMTRX00011276	Purchases	3359271644	Staples Advantage	\$6.83		
11/18/2017	348,539	PMTRX00011287	Purchases	3359921058	Staples Advantage	\$27.89		
11/21/2017	347,836	PMTRX00011271	Purchases	383168	Minuteman/Design Press	\$44.85		
12/1/2017	349,234	PMTRX00011307	Purchases	993190	Mailender Inc.	\$38.31		
12/2/2017	349,277	PMTRX00011309	Purchases	3361559020	Staples Advantage	\$4.40		
12/5/2017	348,850	PMTRX00011297	Purchases	993414	Mailender Inc.	\$45.95		
12/9/2017	349,502	PMTRX00011315	Purchases	3362121174	Staples Advantage	\$1.55		
12/30/2017	350,233	PMTRX00011332	Purchases	3363908290	Staples Advantage	\$8.93		
12/31/2017	350,603	GLTRX00045498				\$14.80		
			Totals:	Account:	620-5001-030	Ending Balance	\$1,772.53	\$0.00
			Description:			Net Change		
						\$1,772.53		

Account:	620-5001-031	Description:	Office Supplies-Distribution	Beginning Balance:	\$3,327.53			
Trx Date	Jrnl No.	Orig. Audit Trail	Distribution Reference	Orig. Master Number	Orig. Master Name	Debit	Credit	
7/8/2017	342,404	PMTRX00011131	Purchases	3345741315	Staples Advantage	\$38.89		
7/18/2017	342,011	PMTRX00011123	Purchases	382435	Minuteman/Design Press	\$117.00		
7/22/2017	342,759	PMTRX00011138	Purchases	3346890401	Staples Advantage	\$33.77		
8/1/2017	343,077	PMTRX00011147	Purchases	978811	Mailender Inc.	\$132.73		
8/2/2017	342,819	PMTRX00011140	Purchases	8575-8	25 Faxcomm Supplies Inc	\$21.52		
8/5/2017	343,404	PMTRX00011155	Purchases	3348670078	Staples Advantage	\$11.22		
8/10/2017	343,272	PMTRX00011151	Purchases	382569	Minuteman/Design Press	\$124.20		
8/19/2017	343,923	PMTRX00011165	Purchases	3349859993	Staples Advantage	\$30.40		
8/28/2017	343,984	PMTRX00011167	Purchases	SI-1617919	Dove Data Products, Inc.	\$160.00		
8/29/2017	343,993	PMTRX00011167	Purchases	382707	Minuteman/Design Press	\$124.20		
9/1/2017	344,559	PMTRX00011184	Purchases	982888	Mailender Inc.	\$132.73		
9/1/2017	344,578	PMTRX00011184	Purchases	3350812312	Staples Advantage	\$17.47		
9/7/2017	344,960	PMTRX00011195	Purchases	382774	Minuteman/Design Press	\$260.00		
9/26/2017	345,236	PMTRX00011204	Purchases	382874	Minuteman/Design Press	\$117.00		
10/1/2017	346,296	PMTRX00011231	Purchases	3354526606	Staples Advantage	\$23.65		
10/6/2017	346,267	PMTRX00011229	Purchases	986782	Mailender Inc.	\$99.77		
10/7/2017	346,295	PMTRX00011231	Purchases	3355518617	Staples Advantage	\$39.35		
10/12/2017	346,269	PMTRX00011229	Purchases	382979	Minuteman/Design Press	\$124.20		
10/26/2017	347,205	PMTRX00011254	Purchases	989266	Mailender Inc.	\$257.85		
10/27/2017	346,923	PMTRX00011247	Purchases	383056	Minuteman/Design Press	\$117.00		
11/1/2017	347,559	PMTRX00011267	Purchases	3357675221	Staples Advantage	\$170.61		
11/1/2017	347,561	PMTRX00011267	Purchases	3357675222	Staples Advantage	\$4.67		
11/11/2017	348,088	PMTRX00011276	Purchases	3359271643	Staples Advantage	\$303.82		
11/11/2017	348,089	PMTRX00011276	Purchases	3359271644	Staples Advantage	\$28.05		
11/18/2017	348,539	PMTRX00011287	Purchases	3359921058	Staples Advantage	\$31.60		
11/18/2017	348,541	PMTRX00011287	Purchases	3359921057	Staples Advantage	\$154.76		
11/21/2017	347,836	PMTRX00011271	Purchases	383168	Minuteman/Design Press	\$124.20		
12/1/2017	348,602	PMTRX00011290	Purchases	2677	Peoples Trophies & Signs	\$15.00		
12/1/2017	349,234	PMTRX00011307	Purchases	993190	Mailender Inc.	\$106.11		
12/2/2017	349,277	PMTRX00011309	Purchases	3361559020	Staples Advantage	\$12.23		
12/5/2017	348,850	PMTRX00011297	Purchases	993414	Mailender Inc.	\$127.29		
System:	HISTORICAL DETAILED T	10/5/2018	10:45:50 AM	Page:	285	User Date:	10/5/2018	User ID: skampsen
N Ky Water District								
12/30/2017	350,233	PMTRX00011332	Purchases	3363908290	Staples Advantage	\$30.65		
			Totals:	Account:	620-5001-031	Beginning Balance:	\$3,091.94	\$0.00
			Description:	Materials & Supplies - Shop & Tools,	\$2,462.95	Net Change	Ending Balance	\$6,419.47
Account:	620-5002-030		Distribution Reference	Orig. Master Number	Orig. Master Name	Debit	Credit	
Trx Date	Jrnl No.	Orig. Audit Trail						
8/10/2017	343,306	RECVG00002260	Purchases	RCT0000009873	TPF Inc	\$308.00		
8/10/2017	343,306	RECVG00002260	Freight	RCT0000009873	TPF Inc	\$17.44		
8/15/2017	343,344	PMTRX00011154	Purchases	238207	Crescent Springs Hardware	\$76.99		
9/12/2017	344,911	RECVG00002273	Purchases	RCT0000009936	NexGen Building Supply	\$2,511.60		
9/29/2017	345,591	PMTRX00011209	Purchases	PETTY CASH 09/17	Colleen Medert-Petty Cash	\$9.51		
10/24/2017	346,638	PMTRX00011241	Purchases	240138	Crescent Springs Hardware	\$15.99		
11/17/2017	347,929	PMTRX00011274	Purchases	278472-4	Arts Rental Equipment & Supply	\$23.50		
			Totals:	Account:	620-5002-030	Beginning Balance:	\$2,963.03	\$0.00
			Description:	Materials & Supplies - Shop & Tools,	\$19,362.29	Net Change	Ending Balance	\$5,425.98
Account:	620-5002-031		Distribution Reference	Orig. Master Number	Orig. Master Name	Debit	Credit	
Trx Date	Jrnl No.	Orig. Audit Trail						
7/1/2017	341,703	PMTRX00011113	Purchases	236217	Crescent Springs Hardware	\$19.99		
7/1/2017	341,722	PMTRX00011113	Purchases	86175	R & M Welding Products Inc	\$94.79		
7/5/2017	341,671	PMTRX00011112	Purchases	HAM952478	Hamilton Wiping Cloth Co.	\$381.15		
7/6/2017	341,634	PMTRX00011112	Purchases	221212-4	Arts Rental Equipment & Supply	\$81.00		
7/7/2017	342,279	RECVG00002253	Purchases	RCT0000009824	A-One Pallet Distributing Inc.	\$205.50		
7/7/2017	342,288	RECVG00002253	Purchases	RCT0000009832	TVC Communications	\$1,560.00		
7/7/2017	342,288	RECVG00002253	Freight	RCT0000009832	TVC Communications	\$51.63		
7/11/2017	342,539	PMTRX00011133	Purchases	925184	Lowe's	\$13.04		
7/12/2017	342,284	RECVG00002253	Purchases	RCT0000009828	Industrial Wire Rope Supply Co Inc	\$380.00		
7/14/2017	342,283	RECVG00002253	Purchases	RCT0000009827	Fortiline, Inc.	\$316.56		
7/17/2017	342,281	RECVG00002253	Purchases	RCT0000009825	Arts Rental Equipment & Supply	\$813.75		
7/21/2017	342,540	PMTRX00011133	Purchases	942757	Lowe's	\$202.51		
7/26/2017	342,698	PMTRX00011137	Purchases	9511019177	Grainger	\$143.28		

Account:	620-5002-030	Description:	Materials & Supplies - Shop & Tools,	Beginning Balance:	\$2,462.95			
Trx Date	Jrnl No.	Orig. Audit Trail	Distribution Reference	Orig. Master Number	Orig. Master Name	Debit	Credit	
8/10/2017	343,306	RECVG00002260	Purchases	RCT0000009873	TPF Inc	\$308.00		
8/10/2017	343,306	RECVG00002260	Freight	RCT0000009873	TPF Inc	\$17.44		
8/15/2017	343,344	PMTRX00011154	Purchases	238207	Crescent Springs Hardware	\$76.99		
9/12/2017	344,911	RECVG00002273	Purchases	RCT0000009936	NexGen Building Supply	\$2,511.60		
9/29/2017	345,591	PMTRX00011209	Purchases	PETTY CASH 09/17	Colleen Medert-Petty Cash	\$9.51		
10/24/2017	346,638	PMTRX00011241	Purchases	240138	Crescent Springs Hardware	\$15.99		
11/17/2017	347,929	PMTRX00011274	Purchases	278472-4	Arts Rental Equipment & Supply	\$23.50		
			Totals:	Account:	620-5002-030	Beginning Balance:	\$2,963.03	\$0.00
			Description:	Materials & Supplies - Shop & Tools,	\$19,362.29	Net Change	Ending Balance	\$5,425.98
Account:	620-5002-031		Distribution Reference	Orig. Master Number	Orig. Master Name	Debit	Credit	
Trx Date	Jrnl No.	Orig. Audit Trail						
7/1/2017	341,703	PMTRX00011113	Purchases	236217	Crescent Springs Hardware	\$19.99		
7/1/2017	341,722	PMTRX00011113	Purchases	86175	R & M Welding Products Inc	\$94.79		
7/5/2017	341,671	PMTRX00011112	Purchases	HAM952478	Hamilton Wiping Cloth Co.	\$381.15		
7/6/2017	341,634	PMTRX00011112	Purchases	221212-4	Arts Rental Equipment & Supply	\$81.00		
7/7/2017	342,279	RECVG00002253	Purchases	RCT0000009824	A-One Pallet Distributing Inc.	\$205.50		
7/7/2017	342,288	RECVG00002253	Purchases	RCT0000009832	TVC Communications	\$1,560.00		
7/7/2017	342,288	RECVG00002253	Freight	RCT0000009832	TVC Communications	\$51.63		
7/11/2017	342,539	PMTRX00011133	Purchases	925184	Lowe's	\$13.04		
7/12/2017	342,284	RECVG00002253	Purchases	RCT0000009828	Industrial Wire Rope Supply Co Inc	\$380.00		
7/14/2017	342,283	RECVG00002253	Purchases	RCT0000009827	Fortiline, Inc.	\$316.56		
7/17/2017	342,281	RECVG00002253	Purchases	RCT0000009825	Arts Rental Equipment & Supply	\$813.75		
7/21/2017	342,540	PMTRX00011133	Purchases	942757	Lowe's	\$202.51		
7/26/2017	342,698	PMTRX00011137	Purchases	9511019177	Grainger	\$143.28		

8/1/2017	342,720	PMTRX00011138	Purchases	230532-4	Arts Rental Equipment & Supply	\$155.52
8/1/2017	343,313	RECVG00002260	Purchases	RCT0000009882	Viking Supply, Inc	\$198.30
8/1/2017	343,345	PMTRX00011154	Purchases	237488	Crescent Springs Hardware	\$93.83
8/1/2017	343,352	PMTRX00011154	Purchases	237043	Crescent Springs Hardware	\$53.89
8/1/2017	343,353	PMTRX00011154	Purchases	237034	Crescent Springs Hardware	\$19.99
8/1/2017	343,354	PMTRX00011154	Purchases	237016	Crescent Springs Hardware	\$24.94
8/1/2017	343,355	PMTRX00011154	Purchases	237012	Crescent Springs Hardware	\$20.97
8/1/2017	343,699	PMTRX00011162	Purchases	86801	R & M Welding Products Inc	\$97.87
8/2/2017	344,349	PMTRX00011177	Purchases	237839	Crescent Springs Hardware	\$29.50
8/4/2017	344,350	PMTRX00011177	Purchases	237896	Crescent Springs Hardware	\$252.92
8/8/2017	343,337	PMTRX00011154	Purchases	235527-4	Arts Rental Equipment & Supply	\$81.00
8/10/2017	343,383	PMTRX00011155	Purchases	740-156872	KOI Enterprises, Inc	\$63.64
8/16/2017	344,204	PMTRX00011173	Purchases	952427	Lowe's	\$18.54
8/17/2017	344,351	PMTRX00011177	Purchases	238293	Crescent Springs Hardware	\$45.98
8/17/2017	344,352	PMTRX00011177	Purchases	238294	Crescent Springs Hardware	\$12.99
8/21/2017	343,890	PMTRX00011165	Purchases	ACE210591	Ace-Tex Enterprises, Inc.	\$386.15
8/24/2017	343,973	RECVG00002266	Purchases	RCT0000009899	Pollard Water	\$1,556.00
8/24/2017	343,973	RECVG00002266	Freight	RCT0000009899	Pollard Water	\$54.24
8/25/2017	343,989	PMTRX00011167	Purchases	KYERL230672	Fastenal Company	\$226.77
8/28/2017	343,921	PMTRX00011165	Purchases	894749	R & M Welding Products Inc	\$50.40
9/1/2017	344,175	PMTRX00011173	Purchases	238704	Crescent Springs Hardware	\$51.07
9/1/2017	344,199	PMTRX00011173	Purchases	740-160295	KOI Enterprises, Inc	\$159.99
9/1/2017	344,736	PMTRX00011191	Purchases	87412	R & M Welding Products Inc	\$97.87
9/1/2017	345,635	PMTRX00011211	Purchases	812	Battery Neighbor LLC	\$494.64
9/5/2017	344,283	PMTRX00011175	Purchases	238763	Crescent Springs Hardware	\$57.97
9/7/2017	344,348	PMTRX00011177	Purchases	A236937	Cottingham True Value	\$567.92
9/26/2017	345,195	PMTRX00011202	Purchases	256567-4	Arts Rental Equipment & Supply	\$159.76
9/26/2017	345,205	PMTRX00011202	Purchases	239340	Crescent Springs Hardware	\$33.98
9/27/2017	345,647	PMTRX00011211	Purchases	9567657516	Grainger	\$203.84
9/28/2017	345,641	PMTRX00011211	Purchases	239420	Crescent Springs Hardware	\$84.78
9/28/2017	345,642	PMTRX00011211	Purchases	239419	Crescent Springs Hardware	\$10.98
10/1/2017	345,839	PMTRX00011214	Purchases	238792	Crescent Springs Hardware	\$5.99
10/1/2017	345,843	PMTRX00011214	Purchases	239064	Crescent Springs Hardware	\$59.96
10/1/2017	345,844	PMTRX00011214	Purchases	239134	Crescent Springs Hardware	\$17.98
10/1/2017	345,930	PMTRX00011221	Purchases	88100	R & M Welding Products Inc	\$94.79
10/1/2017	346,263	PMTRX00011229	Purchases	733-93263	KOI Enterprises, Inc	\$19.40
10/1/2017	346,264	PMTRX00011229	Purchases	733-93262	KOI Enterprises, Inc	\$105.49
10/5/2017	346,238	PMTRX00011228	Purchases	18529	Flaig Welding Co Inc	\$123.50
10/6/2017	345,840	PMTRX00011214	Purchases	239708	Crescent Springs Hardware	\$49.65
10/6/2017	345,841	PMTRX00011214	Purchases	239706	Crescent Springs Hardware	\$2.56
System:	HISTORICAL DETAILED T 10/5/2018		10:45:50 AM	Page:		
N Ky Water District				286	User Date:	10/5/2018
					User ID:	skampsen
10/9/2017	345,863	PMTRX00011215	Purchases	KYERL232145	Fastenal Company	\$451.65
10/9/2017	345,890	PMTRX00011216	Purchases	740-165708	KOI Enterprises, Inc	\$319.90
10/10/2017	345,838	PMTRX00011214	Purchases	B370771	Cottingham True Value	\$39.99
10/10/2017	345,910	PMTRX00011219	Purchases	1710-949255	Pilot Lumber	\$29.24
10/10/2017	346,242	PMTRX00011229	Purchases	9579190670	Grainger	\$584.39
10/10/2017	346,320	RECVG00002284	Purchases	RCT0000009997	Industrial Wire Rope Supply Co Inc	\$2,575.00
10/10/2017	346,337	PMTRX00011232	Purchases	18545	Flaig Welding Co Inc	\$135.00
10/10/2017	347,224	PMTRX00011255	Purchases	934196	Janell Inc.	\$156.89
10/11/2017	346,169	PMTRX00011227	Purchases	ACE212952	Ace-Tex Enterprises, Inc.	\$391.15
10/12/2017	346,312	RECVG00002284	Purchases	RCT0000009989	Flaig Welding Co Inc	\$8,291.00
10/13/2017	346,383	RECVG00002285	Purchases	RCT0000010002	Industrial Wire Rope Supply Co Inc	\$275.00
10/13/2017	346,383	RECVG00002285	Freight	RCT0000010002	Industrial Wire Rope Supply Co Inc	\$12.56
10/13/2017	347,217	PMTRX00011255	Purchases	239894	Crescent Springs Hardware	\$15.50
10/16/2017	346,182	PMTRX00011227	Purchases	239949	Crescent Springs Hardware	\$29.95
10/16/2017	346,266	PMTRX00011229	Purchases	952901	Lowe's	\$18.99
10/16/2017	346,326	PMTRX00011232	Purchases	837	Battery Neighbor LLC	\$387.84
10/16/2017	347,218	PMTRX00011255	Purchases	239919	Crescent Springs Hardware	\$29.97
10/18/2017	346,183	PMTRX00011227	Purchases	239986	Crescent Springs Hardware	\$33.97
10/20/2017	346,620	RECVG00002287	Purchases	RCT0000010010	Industrial Wire Rope Supply Co Inc	\$1,664.50
10/23/2017	346,639	PMTRX00011241	Purchases	240128	Crescent Springs Hardware	\$61.42
10/23/2017	346,641	PMTRX00011241	Purchases	240110	Crescent Springs Hardware	\$57.98
10/23/2017	347,219	PMTRX00011255	Purchases	240119	Crescent Springs Hardware	\$36.48



10/24/2017	346,642	PMTRX00011241	Purchases	240149	Crescent Springs Hardware	\$10.49		
10/26/2017	346,848	PMTRX00011243	Purchases	240239	Crescent Springs Hardware	\$17.97		
10/26/2017	347,204	PMTRX00011254	Purchases	18560	Flaig Welding Co Inc	\$136.87		
10/30/2017	346,830	PMTRX00011243	Purchases	270748-4	Arts Rental Equipment & Supply	\$31.00		
10/30/2017	347,222	PMTRX00011255	Purchases	6401	Gould Metal Works	\$225.00		
10/31/2017	347,138	PMTRX00011253	Purchases	KYERL232899	Fastenal Company	\$374.13		
10/31/2017	347,220	PMTRX00011255	Purchases	240348	Crescent Springs Hardware	\$47.88		
10/31/2017	347,221	PMTRX00011255	Purchases	240349	Crescent Springs Hardware	\$12.99		
11/1/2017	347,273	RECVG00002293	Purchases	RCT0000010038	Viking Supply, Inc	\$198.30		
11/1/2017	347,514	PMTRX00011263	Purchases	88729	R & M Welding Products Inc	\$97.87		
11/2/2017	347,239	PMTRX00011256	Purchases	240418	Crescent Springs Hardware	\$18.14		
11/2/2017	347,281	PMTRX00011257	Purchases	927601..	Lowe's	\$219.24		
11/3/2017	347,243	PMTRX00011256	Purchases	240433	Crescent Springs Hardware	\$1.29		
11/3/2017	347,244	PMTRX00011256	Purchases	240444	Crescent Springs Hardware	\$7.00		
11/3/2017	347,920	PMTRX00011273	Purchases	240454	Crescent Springs Hardware	\$19.99		
11/3/2017	348,488	PMTRX00011285	Purchases	12173	Klingenberg's - Covington	\$19.98		
11/3/2017	348,557	PMTRX00011288	Purchases	240456	Crescent Springs Hardware	\$64.36		
11/6/2017	347,241	PMTRX00011256	Purchases	240494	Crescent Springs Hardware	\$7.98		
11/7/2017	347,240	PMTRX00011256	Purchases	240499	Crescent Springs Hardware	\$17.98		
11/7/2017	347,242	PMTRX00011256	Purchases	240515	Crescent Springs Hardware	\$34.99		
11/8/2017	347,627	PMTRX00011268	Purchases	143930	A & A Safety, Inc	\$731.70		
11/8/2017	347,919	PMTRX00011273	Purchases	1711-109936	Florence Hardware & Industrial Supply	\$71.42		
11/10/2017	347,579	RECVG00002297	Purchases	RCT0000010056	Viking Supply, Inc	\$198.30		
11/10/2017	348,493	PMTRX00011285	Purchases	909847	Lowe's	\$55.26		
11/14/2017	348,494	PMTRX00011285	Purchases	927103	Lowe's	\$9.43		
11/15/2017	347,597	PMTRX00011268	Purchases	240716	Crescent Springs Hardware	\$24.98		
11/20/2017	348,128	PMTRX00011277	Purchases	9620187865	Grainger	\$186.74		
11/21/2017	348,074	PMTRX00011276	Purchases	KYERL233602	Fastenal Company	\$115.09		
11/21/2017	348,083	PMTRX00011276	Purchases	900483	R & M Welding Products Inc	\$27.89		
11/22/2017	348,075	PMTRX00011276	Purchases	938228	Janell Inc.	\$114.51		
11/27/2017	348,162	RECVG00002300	Purchases	RCT0000010067	Johnson Doppler Lumber	\$2,083.00		
11/28/2017	348,554	PMTRX00011288	Purchases	240979	Crescent Springs Hardware	\$26.75		
11/29/2017	348,558	PMTRX00011288	Purchases	240989	Crescent Springs Hardware	\$7.98		
11/30/2017	348,579	PMTRX00011288	Purchases	89338	R & M Welding Products Inc	\$94.79		
12/1/2017	348,713	PMTRX00011295	Purchases	ACE215047	Ace-Tex Enterprises, Inc.	\$391.15		
12/1/2017	348,833	RECVG00002304	Purchases	RCT0000010093	Arts Rental Equipment & Supply	\$350.00		
12/1/2017	348,848	RECVG00002304	Purchases	RCT0000010108	Viking Supply, Inc	\$1,244.75		
12/1/2017	349,153	RECVG00002307	Purchases	RCT0000010123	Desert Diamond Industries, LLC	\$3,550.00		
12/1/2017	349,153	RECVG00002307	Freight	RCT0000010123	Desert Diamond Industries, LLC	\$125.00		
12/6/2017	348,842	RECVG00002304	Purchases	RCT0000010102	Fortiline, Inc.	\$510.00		
12/7/2017	348,741	PMTRX00011295	Purchases	241238	Crescent Springs Hardware	\$26.97		
12/7/2017	348,905	PMTRX00011299	Purchases	62934	Vogelpohl Fire Equipment, Inc.	\$1,984.58		
12/8/2017	348,742	PMTRX00011295	Purchases	241324	Crescent Springs Hardware	\$6.20		
12/8/2017	349,148	RECVG00002307	Purchases	RCT0000010118	Viking Supply, Inc	\$718.00		
12/8/2017	349,292	RECVG00002308	Purchases	RCT0000010126	Pollard Water	\$178.00		
12/11/2017	348,740	PMTRX00011295	Purchases	241380	Crescent Springs Hardware	\$18.46		
12/12/2017	348,717	PMTRX00011295	Purchases	287360-1	Arts Rental Equipment & Supply	\$764.22		
12/12/2017	349,898	PMTRX00011323	Purchases	925329	Lowe's	\$97.30		
12/14/2017	349,160	PMTRX00011305	Purchases	288243-4	Arts Rental Equipment & Supply	\$15.75		
12/14/2017	349,597	PMTRX00011317	Purchases	241507	Crescent Springs Hardware	\$4.47		
12/15/2017	350,050	PMTRX00011326	Purchases	241534	Crescent Springs Hardware	\$17.69		
12/15/2017	350,099	RECVG00002313	Purchases	RCT0000010147	Boone-Kenton Lumber Supply Co.	\$1,235.00		
System:	HISTORICAL DETAILED T	10/5/2018	10:45:50 AM	Page:			User ID:	skampsen
N Ky Water District								
12/19/2017	349,736	PMTRX00011319	Purchases	289886-4	Arts Rental Equipment & Supply	\$42.99		
12/19/2017	349,783	PMTRX00011321	Purchases	939972	Janell Inc.	\$34.60		
12/19/2017	349,794	PMTRX00011321	Purchases	914819	Lowe's	\$92.07		
12/27/2017	350,195	RECVG00002315	Purchases	RCT0000010154	Fortiline, Inc.	\$305.80		
12/28/2017	349,735	PMTRX00011319	Purchases	291997-1	Arts Rental Equipment & Supply	\$136.00		
12/29/2017	349,737	PMTRX00011319	Purchases	855	Battery Neighbor LLC	\$406.32		
12/31/2017	350,229	PMTRX00011332	Purchases	89954	R & M Welding Products Inc	\$97.87		
			Totals:	Account:	620-5002-031	Ending Balance	\$43,371.61	\$0.00
Account:	620-5003-030		Description:	Materials & Supplies - Safety, Engine	Beginning Balance:	\$1,041.40		

Trx Date	Jrnl No.	Orig. Audit Trail	Distribution Reference	Orig. Master Number	Orig. Master Name	Debit	Credit
8/16/2017	343,754	PMTRX00011163	Purchases	81617	Randy's Rugged Wear	\$200.00	
12/1/2017	348,868	PMTRX00011297	Purchases	112217	Randy's Rugged Wear	\$200.00	

Account: 620-5003-031			Totals:	Account: 620-5003-030	\$400.00	Ending Balance \$1,441.40	\$400.00	\$0.00
-----------------------	--	--	---------	-----------------------	----------	---------------------------	----------	--------

Trx Date	Jrnl No.	Orig. Audit Trail	Distribution Reference	Beginning Balance:	Orig. Master Number	Orig. Master Name	Debit	Credit
7/1/2017	342,013	PMTRX00011123	Purchases	\$9,193.35	INV4049248	Orr Safety Corporation	\$82.96	
7/1/2017	342,014	PMTRX00011123	Purchases		INV4052988	Orr Safety Corporation	\$82.39	
7/1/2017	342,015	PMTRX00011123	Purchases		INV4052967	Orr Safety Corporation	\$123.26	
7/1/2017	342,016	PMTRX00011123	Purchases		INV4045908	Orr Safety Corporation	\$423.12	
7/5/2017	342,018	PMTRX00011123	Purchases		INV4057016	Orr Safety Corporation	\$486.40	
7/10/2017	342,027	PMTRX00011123	Purchases		149194256-001	United Rentals	\$538.50	
7/11/2017	342,023	PMTRX00011123	Purchases		71017	Randy's Rugged Wear	\$1,139.97	
7/14/2017	342,017	PMTRX00011123	Purchases		INV4067071	Orr Safety Corporation	\$88.94	
7/20/2017	342,042	PMTRX00011123	Purchases		INV4051698	Orr Safety Corporation	\$148.95	
8/1/2017	343,066	PMTRX00011147	Purchases		INV4078546	Orr Safety Corporation	\$237.28	
8/1/2017	343,067	PMTRX00011147	Purchases		INV4081214	Orr Safety Corporation	\$342.02	
8/1/2017	343,068	PMTRX00011147	Purchases		INV4078831	Orr Safety Corporation	\$65.78	
8/1/2017	343,072	PMTRX00011147	Purchases		INV4071349	Orr Safety Corporation	\$374.84	
8/1/2017	343,073	PMTRX00011147	Purchases		114212	Industrial Wire Rope Supply Co Inc	\$180.36	
8/1/2017	343,074	PMTRX00011147	Purchases		3250832	SafetyWear	\$179.36	
8/1/2017	343,075	PMTRX00011147	Purchases		651106	Abco Safety	\$394.85	
8/8/2017	343,768	PMTRX00011163	Purchases		1610399-0001	Baker Corp.	\$710.00	
8/16/2017	343,754	PMTRX00011163	Purchases		81617	Randy's Rugged Wear	\$600.00	
9/1/2017	345,196	PMTRX00011202	Purchases		821	Battery Neighbor LLC	\$204.00	
9/1/2017	345,250	PMTRX00011205	Purchases		INV4112728	Orr Safety Corporation	\$289.43	
9/1/2017	345,254	PMTRX00011205	Purchases		3253413	SafetyWear	\$211.42	
9/15/2017	345,141	PMTRX00011200	Purchases		91117	Randy's Rugged Wear	\$599.99	
9/26/2017	345,249	PMTRX00011205	Purchases		INV4140525	Orr Safety Corporation	\$98.12	
10/1/2017	346,001	PMTRX00011223	Purchases		659713	Abco Safety	\$146.67	
10/1/2017	346,032	PMTRX00011224	Purchases		903268	Lowe's	\$83.39	
10/1/2017	346,044	PMTRX00011224	Purchases		INV4144296	Orr Safety Corporation	\$620.55	
10/3/2017	346,042	PMTRX00011224	Purchases		INV4147227	Orr Safety Corporation	\$257.74	
10/3/2017	346,043	PMTRX00011224	Purchases		INV4147076	Orr Safety Corporation	\$605.55	
10/3/2017	346,524	PMTRX00011236	Purchases		141371	A & A Safety, Inc	\$1,752.00	
10/11/2017	346,570	PMTRX00011237	Purchases		INV4155961	Orr Safety Corporation	\$991.52	
10/16/2017	346,946	PMTRX00011248	Purchases		101617	Randy's Rugged Wear	\$901.98	
11/1/2017	347,653	PMTRX00011269	Purchases		82618	Indiana Safety & Supply Co.	\$232.20	
11/1/2017	347,671	PMTRX00011269	Purchases		INV4175930	Orr Safety Corporation	\$417.41	
11/1/2017	347,673	PMTRX00011269	Purchases		INV4172757	Orr Safety Corporation	\$109.60	
11/1/2017	347,674	PMTRX00011269	Purchases		INV4172617	Orr Safety Corporation	\$157.44	
11/11/2017	347,839	PMTRX00011271	Purchases		110917	Randy's Rugged Wear	\$200.00	
12/1/2017	348,868	PMTRX00011297	Purchases		112217	Randy's Rugged Wear	\$600.00	
12/6/2017	349,264	PMTRX00011309	Purchases		INV4210120	Orr Safety Corporation	\$74.10	
12/7/2017	349,201	PMTRX00011306	Purchases		142604	Fisher Scientific	\$362.70	
12/7/2017	349,329	PMVVR00001354	Purchases		142604	Fisher Scientific		\$362.70
12/7/2017	349,331	PMTRX00011311	Purchases		142604	Flashlight Outlet	\$362.70	
12/13/2017	349,265	PMTRX00011309	Purchases		INV4217364	Orr Safety Corporation	\$53.16	
12/17/2017	349,626	PMTRX00011317	Purchases		C-013021	Red Wing Shoes	\$169.99	
12/27/2017	350,228	PMTRX00011332	Purchases		122617	Randy's Rugged Wear	\$963.96	

Account: 620-6000-025			Totals:	Account: 620-5003-031	\$16,664.60	Ending Balance \$25,495.25	\$16,664.60	\$362.70
-----------------------	--	--	---------	-----------------------	-------------	----------------------------	-------------	----------

Trx Date	Jrnl No.	Orig. Audit Trail	Distribution Reference	Beginning Balance:	Orig. Master Number	Orig. Master Name	Debit	Credit
7/1/2017	341,742	PMTRX00011114	Purchases	\$30,929.16	5692	B C Engineering Co	\$511.00	
7/1/2017	341,899	PMTRX00011117	Purchases		S100160636.001	Johnson Electric Supply Co., The	\$160.98	
System: HISTORICAL DETAILED T 10/5/2018			10:45:50 AM	Page:	288	User Date: 10/5/2018	User ID:	skampsen
7/1/2017	342,799	RECVG00002258	Purchases		RCT0000009854	Kiemle-Hankins	\$12,700.00	
7/6/2017	341,743	PMTRX00011114	Purchases		5703	B C Engineering Co	\$658.00	
7/6/2017	341,756	PMTRX00011114	Purchases		925326	Lowe's	\$56.99	
7/7/2017	341,753	PMTRX00011114	Purchases		S100160987.001	Johnson Electric Supply Co., The	\$34.00	
7/7/2017	341,755	PMTRX00011114	Purchases		925484	Lowe's	\$27.18	

7/7/2017	341,897	PMTRX00011117	Purchases	74449	Flynn Metering Systems	\$399.74
7/10/2017	341,758	PMTRX00011114	Purchases	927865	Lowe's	\$13.27
7/12/2017	341,751	PMTRX00011114	Purchases	KYERL229143	Fastenal Company	\$1.78
7/12/2017	341,752	PMTRX00011114	Purchases	74497	Flynn Metering Systems	\$542.89
7/12/2017	341,757	PMTRX00011114	Purchases	927401	Lowe's	\$19.92
7/13/2017	341,894	PMTRX00011117	Purchases	KYERL229203	Fastenal Company	\$33.73
7/17/2017	342,594	PMTRX00011135	Purchases	925834	Lowe's	\$14.98
7/18/2017	342,705	PMTRX00011137	Purchases	925943	Lowe's	\$21.83
7/21/2017	342,536	PMTRX00011133	Purchases	169413-001	Kaman Fluid Power	\$74.96
7/21/2017	342,803	PMTRX00011140	Purchases	KYHEB64989	Fastenal Company	\$280.77
7/25/2017	342,558	PMTRX00011135	Purchases	650841	A & S Electric Supply, Inc.	\$31.50
7/26/2017	342,600	PMTRX00011136	Purchases	2270707-00	Richards Electric Supply Inc.	\$832.92
7/28/2017	342,525	PMTRX00011133	Purchases	651087	A & S Electric Supply, Inc.	\$97.91
8/1/2017	343,657	PMTRX00011161	Purchases	74450	Flynn Metering Systems	\$300.84
8/1/2017	344,033	PMTRX00011168	Purchases	230996	Specialized Plumbing Parts Supply	\$4.44
8/1/2017	344,034	PMTRX00011168	Purchases	230994	Specialized Plumbing Parts Supply	\$16.66
8/3/2017	342,827	PMTRX00011140	Purchases	927234	Lowe's	\$38.39
8/3/2017	344,029	PMTRX00011168	Purchases	927195	Lowe's	\$17.28
8/9/2017	343,717	PMTRX00011162	Purchases	357426 00	Wilder Winnelson	\$441.00
8/9/2017	343,718	PMTRX00011162	Purchases	357845 00	Wilder Winnelson	\$69.30
8/10/2017	343,603	PMTRX00011159	Purchases	5813	B C Engineering Co	\$514.00
8/10/2017	343,604	PMTRX00011159	Purchases	5814	B C Engineering Co	\$359.00
8/14/2017	343,266	PMTRX00011151	Purchases	927765	Lowe's	\$9.48
8/15/2017	343,688	PMTRX00011162	Purchases	927090	Lowe's	\$25.39
8/16/2017	343,660	PMTRX00011161	Purchases	9529578305	Grainger	\$428.12
8/16/2017	343,661	PMTRX00011161	Purchases	9529590532	Grainger	\$46.48
8/17/2017	343,892	PMTRX00011165	Purchases	5850	B C Engineering Co	\$374.85
8/30/2017	343,995	PMTRX00011167	Purchases	1708-941369	Pilot Lumber	\$4.23
8/30/2017	343,996	PMTRX00011167	Purchases	1708-941299	Pilot Lumber	\$5.65
8/30/2017	344,021	PMTRX00011168	Purchases	244329-2	Arts Rental Equipment & Supply	\$547.00
8/31/2017	344,023	PMTRX00011168	Purchases	652882	A & S Electric Supply, Inc.	\$163.80
9/1/2017	344,504	PMTRX00011182	Purchases	5881	B C Engineering Co	\$276.02
9/1/2017	344,910	RECVG00002273	Purchases	RCT0000009935	Flynn Metering Systems	\$1,450.40
9/1/2017	344,910	RECVG00002273	Freight	RCT0000009935	Flynn Metering Systems	\$20.40
9/1/2017	344,914	RECVG00002273	Purchases	RCT0000009939	Process Pump & Seal, Inc.	\$935.00
9/1/2017	344,914	RECVG00002273	Freight	RCT0000009939	Process Pump & Seal, Inc.	\$13.16
9/1/2017	345,527	PMTRX00011207	Purchases	CD99023733	Cornerstone Controls, Inc.	\$160.84
9/1/2017	345,528	PMTRX00011207	Purchases	CD99029794	Cornerstone Controls, Inc.	\$313.96
9/1/2017	345,657	PMTRX00011211	Purchases	903005	Lowe's	\$51.39
9/6/2017	344,737	PMTRX00011191	Purchases	895438	R & M Welding Products Inc	\$26.85
9/11/2017	344,913	RECVG00002273	Purchases	RCT0000009938	Process Pump & Seal, Inc.	\$2,107.00
9/11/2017	344,913	RECVG00002273	Freight	RCT0000009938	Process Pump & Seal, Inc.	\$19.15
9/13/2017	344,727	PMTRX00011191	Purchases	925126	Lowe's	\$44.03
9/13/2017	345,610	PMTRX00011209	Purchases	359655 00	Wilder Winnelson	\$27.32
9/14/2017	344,705	PMTRX00011190	Purchases	75215	Flynn Metering Systems	\$235.29
9/15/2017	345,187	RECVG00002276	Purchases	RCT0000009946	Wiseway Supply	\$3,993.99
9/21/2017	345,224	PMTRX00011204	Purchases	927641	Lowe's	\$13.29
9/22/2017	345,547	PMTRX00011208	Purchases	9563845016	Grainger	\$244.64
9/26/2017	345,509	PMTRX00011207	Purchases	254925-4	Arts Rental Equipment & Supply	\$770.00
9/26/2017	345,636	PMTRX00011211	Purchases	2962	B C Engineering Co	\$564.00
9/27/2017	345,225	PMTRX00011204	Purchases	927878	Lowe's	\$155.48
9/28/2017	345,615	RECVG00002278	Purchases	RCT0000009959	Electric Motor Technologies LLC	\$8,950.00
10/1/2017	346,013	PMTRX00011223	Purchases	V07101	Composite Industrial Group	\$150.00
10/1/2017	346,239	PMTRX00011228	Purchases	75052	Flynn Metering Systems	\$177.00
10/1/2017	346,559	PMTRX00011237	Purchases	9300059029	Graybar Electric Co Inc	\$426.46
10/1/2017	346,919	PMTRX00011247	Purchases	925774	Lowe's	\$64.63
10/4/2017	345,662	PMTRX00011211	Purchases	1710-948160	Pilot Lumber	\$4.37
10/4/2017	346,591	RECVG00002286	Purchases	RCT0000010004	Wiseway Supply	\$3,804.86
10/10/2017	346,003	PMTRX00011223	Purchases	2236199	Allied Supply Co	\$206.64
10/11/2017	346,034	PMTRX00011224	Purchases	927862	Lowe's	\$36.08
10/13/2017	346,389	PMTRX00011233	Purchases	927394	Lowe's	\$47.46
10/13/2017	346,995	PMTRX00011249	Purchases	359536	Kemper Inc Richard G	\$322.62
10/16/2017	346,986	PMTRX00011249	Purchases	OHCI677743	Fastenal Company	\$166.66
10/31/2017	347,131	PMTRX00011253	Purchases	8283332	Automationdirect.com, Inc.	\$2,319.00

11/1/2017	347,306	PMTRX00011258	Purchases	6017	B C Engineering Co	\$437.10		
11/1/2017	347,311	PMTRX00011258	Purchases	KYHEB67032	Fastenal Company	\$32.43		
11/1/2017	347,312	PMTRX00011258	Purchases	KYHEB67133	Fastenal Company	\$127.22		
11/1/2017	347,313	PMTRX00011258	Purchases	9597771576	Grainger	\$53.48		
11/1/2017	347,314	PMTRX00011258	Purchases	9597771584	Grainger	\$3.90		
System:	HISTORICAL DETAILED T 10/5/2018		10:45:50 AM	Page:	289	User Date:	10/5/2018	User ID: skampsen
N Ky Water District								
11/1/2017	347,315	PMTRX00011258	Purchases	9597946749	Grainger	\$240.47		
11/1/2017	347,316	PMTRX00011258	Purchases	9597253617	Grainger	\$117.54		
11/1/2017	347,424	PMTRX00011260	Purchases	6040	B C Engineering Co	\$489.00		
11/3/2017	347,459	PMTRX00011261	Purchases	9605068148	Grainger	\$439.04		
11/3/2017	347,460	PMTRX00011261	Purchases	9605068155	Grainger	\$130.68		
11/3/2017	347,475	PMTRX00011261	Purchases	S100170664.001	Johnson Electric Supply Co., The	\$317.28		
11/6/2017	347,623	PMTRX00011268	Purchases	9607062636	Grainger	\$44.96		
11/7/2017	347,624	PMTRX00011268	Purchases	9608253135	Grainger	\$10.71		
11/7/2017	347,625	PMTRX00011268	Purchases	9608253143	Grainger	\$193.32		
11/8/2017	348,167	RECVG00002300	Purchases	RCT0000010072	Wiseway Supply	\$3,804.86		
11/8/2017	348,497	PMTRX00011285	Purchases	927791	Lowe's	\$13.84		
11/9/2017	347,420	PMTRX00011260	Purchases	274996-1	Arts Rental Equipment & Supply	\$79.80		
11/9/2017	347,487	PMTRX00011263	Purchases	595755-001	Kentucky FluidAir	\$20.09		
11/9/2017	347,488	PMTRX00011263	Purchases	595756-001	Kentucky FluidAir	\$18.11		
11/9/2017	347,937	PMTRX00011274	Purchases	9611525149	Grainger	\$508.06		
11/9/2017	347,940	PMTRX00011274	Purchases	9611525164	Grainger	\$508.06		
11/13/2017	347,656	PMTRX00011269	Purchases	360531	Kemper Inc Richard G	\$46.92		
11/14/2017	347,922	PMTRX00011273	Purchases	6065	B C Engineering Co	\$325.60		
11/14/2017	347,935	PMTRX00011274	Purchases	96148042525	Grainger	\$215.85		
11/14/2017	347,938	PMTRX00011274	Purchases	9614804541	Grainger		\$508.06	
11/14/2017	347,939	PMTRX00011274	Purchases	9614804533	Grainger		\$508.06	
11/22/2017	348,378	CMTRX00008231	Bank Transaction Entry	RCT000038074			\$698.96	
11/27/2017	348,118	PMTRX00011277	Purchases	281386-3	Arts Rental Equipment & Supply	\$30.80		
11/27/2017	348,236	PMTRX00011281	Purchases	925460	Lowe's	\$24.47		
12/5/2017	348,718	PMTRX00011295	Purchases	283846-5	Arts Rental Equipment & Supply	\$665.50		
12/6/2017	349,198	PMTRX00011306	Purchases	OHCI679023	Fastenal Company	\$16.04		
12/6/2017	349,199	PMTRX00011306	Purchases	OHCI679019	Fastenal Company	\$45.22		
12/7/2017	348,824	PMTRX00011296	Purchases	927522	Lowe's	\$22.72		
12/7/2017	349,232	PMTRX00011307	Purchases	903049	Lowe's	\$4.02		
12/7/2017	349,268	PMTRX00011309	Purchases	901796	R & M Welding Products Inc	\$400.25		
12/7/2017	349,289	PMTRX00011309	Purchases	909643	Wesco Receivables Corp	\$521.11		
12/8/2017	349,204	PMTRX00011306	Purchases	9638321175	Grainger	\$66.08		
12/11/2017	348,823	PMTRX00011296	Purchases	927206...	Lowe's	\$16.50		
12/11/2017	349,239	PMTRX00011307	Purchases	8352	National Water Services, LLC	\$2,525.00		
12/12/2017	349,206	PMTRX00011306	Purchases	9640786431	Grainger	\$65.24		
12/20/2017	349,602	PMTRX00011317	Purchases	OHCI679325	Fastenal Company	\$14.40		
12/21/2017	349,596	PMTRX00011317	Purchases	7223713	CBT Company	\$286.06		
12/22/2017	349,850	PMTRX00011322	Purchases	365741 00	Wilder Winnelson	\$552.69		
12/23/2017	349,624	PMTRX00011317	Purchases	3691841	Pratt, Co Henry	\$332.43		
12/27/2017	350,237	PMTRX00011332	Purchases	365744 00	Wilder Winnelson	\$552.69		
			Totals:	Account:	620-6000-025	Net Change	Ending Balance	
Account:	620-6001-025		Description:	Materials & Supplies Oil & Lubrication	Beginning Balance:	\$60,582.71	\$91,511.87	\$62,297.79
Trx Date	Jrnl No.	Orig. Audit Trail	Distribution Reference	Orig. Master Number	Orig. Master Name		Debit	Credit
7/21/2017	342,590	PMTRX00011135	Purchases	902456	Harper Oil Products Inc		\$406.13	
9/21/2017	345,616	RECVG00002278	Purchases	RCT0000009960	Harper Oil Products Inc		\$1,710.43	
10/1/2017	346,247	PMTRX00011229	Purchases	944217	Harper Oil Products Inc		\$259.37	
10/10/2017	346,246	PMTRX00011229	Purchases	945612	Harper Oil Products Inc		\$804.78	
10/11/2017	346,248	PMTRX00011229	Purchases	945646	Harper Oil Products Inc		\$386.21	
10/16/2017	346,387	PMTRX00011233	Purchases	743-115036	KOI Enterprises, Inc		\$28.48	
10/20/2017	346,561	PMTRX00011237	Purchases	945997	Harper Oil Products Inc		\$259.37	
10/30/2017	346,897	PMTRX00011247	Purchases	946277	Harper Oil Products Inc		\$733.97	
10/31/2017	346,993	PMTRX00011249	Purchases	946340	Harper Oil Products Inc		\$259.37	
10/31/2017	346,994	PMTRX00011249	Purchases	946339	Harper Oil Products Inc		\$437.23	
11/2/2017	347,276	PMTRX00011257	Purchases	946441	Harper Oil Products Inc		\$386.13	
12/1/2017	349,613	PMTRX00011317	Purchases	733-98851	KOI Enterprises, Inc			\$10.00
12/18/2017	349,510	RECVG00002311	Purchases	RCT0000010137	Harper Oil Products Inc		\$4,009.03	

Trx Date	Jrnl No.	Orig. Audit Trail	Distribution Reference	Orig. Master Number	Orig. Master Name	Debit	Credit		
12/27/2017	349,614	PMTRX00011317	Purchases	743-121559	KOI Enterprises, Inc	\$82.92			
Account: 620-6002-031			Totals:	Account: 620-6001-025	Net Change	Ending Balance			
Trx Date			Description:	Materials & Supplies - Dist. Maint of	\$9,753.42	\$18,012.74	\$9,763.42		
7/1/2017	341,503	RECVG00002244	Purchases	Beginning Balance:	\$193,924.93		\$10.00		
7/1/2017	341,688	PMTRX000111112	Purchases	RCT0000009793	Viking Supply, Inc	\$411.25			
7/1/2017	341,692	PMTRX000111112	Purchases	351278	Richie Trucking	\$1,625.00			
7/1/2017	341,734	RECVG00002247	Purchases	2535	Seiter Farms Inc.	\$125.00			
7/3/2017	342,722	PMTRX00011138	Purchases	RCT0000009800	Boone-Kenton Lumber Supply Co.	\$1,085.00			
7/5/2017	341,672	PMTRX000111112	Purchases	1.70707E+11	Boone-Kenton Lumber Supply Co.	\$62.34			
7/5/2017	341,673	PMTRX000111112	Purchases	2261202	Ideal Supplies Inc	\$440.00			
System:	HISTORICAL DETAILED T 10/5/2018		10:45:50 AM	Page:	290	User Date:	10/5/2018	User ID:	skampsen
N Ky Water District									
7/5/2017	341,674	PMTRX000111112	Purchases	924263	Janell Inc.	\$17.92			
7/5/2017	342,000	RECVG00002251	Purchases	RCT0000009819	Fortiline, Inc.	\$416.00			
7/6/2017	341,449	PMTRX000111108	Purchases	237007	Crescent Springs Hardware	\$78.97			
7/6/2017	341,635	PMTRX000111112	Purchases	221105-4	Arts Rental Equipment & Supply	\$65.90			
7/6/2017	341,736	RECVG00002247	Purchases	RCT0000009802	Fortiline, Inc.	\$48.50			
7/6/2017	341,738	RECVG00002247	Purchases	RCT0000009804	Fortiline, Inc.	\$1,308.75			
7/11/2017	342,310	PMTRX00011129	Purchases	2261364	Ideal Supplies Inc	\$1,375.00			
7/12/2017	341,696	PMTRX000111113	Purchases	222324-3	Arts Rental Equipment & Supply	\$813.10			
7/12/2017	342,308	PMTRX00011129	Purchases	2261396	Ideal Supplies Inc	\$330.00			
7/12/2017	342,309	PMTRX00011129	Purchases	2261394	Ideal Supplies Inc	\$550.00			
7/13/2017	342,305	PMTRX00011129	Purchases	2261434	Ideal Supplies Inc	\$495.00			
7/13/2017	342,306	PMTRX00011129	Purchases	2261441	Ideal Supplies Inc	\$165.00			
7/13/2017	342,307	PMTRX00011129	Purchases	2261451	Ideal Supplies Inc	\$330.00			
7/14/2017	341,874	PMTRX000111117	Purchases	224519-3	Arts Rental Equipment & Supply	\$570.00			
7/17/2017	341,913	RECVG00002248	Purchases	RCT0000009808	Fortiline, Inc.	\$1,918.87			
7/17/2017	342,549	PMTRX00011133	Purchases	177461	Viking Supply, Inc	\$30.30			
7/17/2017	342,707	PMTRX00011137	Purchases	927499	Lowe's	\$101.36			
7/17/2017	342,735	PMTRX00011138	Purchases	2261527	Ideal Supplies Inc	\$630.00			
7/17/2017	342,736	PMTRX00011138	Purchases	2261550	Ideal Supplies Inc	\$220.00			
7/17/2017	342,737	PMTRX00011138	Purchases	2261549	Ideal Supplies Inc	\$165.00			
7/19/2017	342,708	PMTRX00011137	Purchases	927949	Lowe's	\$11.55			
7/19/2017	342,739	PMTRX00011138	Purchases	2261628	Ideal Supplies Inc	\$405.00			
7/19/2017	342,740	PMTRX00011138	Purchases	2261648	Ideal Supplies Inc	\$580.00			
7/19/2017	342,741	PMTRX00011138	Purchases	2261649	Ideal Supplies Inc	\$275.00			
7/19/2017	342,742	PMTRX00011138	Purchases	2261650	Ideal Supplies Inc	\$440.00			
7/20/2017	342,218	PMTRX00011127	Purchases	227539-4	Arts Rental Equipment & Supply	\$162.60			
7/20/2017	342,248	PMTRX00011127	Purchases	237429	Crescent Springs Hardware	\$10.99			
7/20/2017	342,266	PMTRX00011128	Purchases	405097	Florence Hardware & Industrial Supply	\$95.98			
7/20/2017	342,744	PMTRX00011138	Purchases	2261684	Ideal Supplies Inc	\$220.00			
7/21/2017	342,395	PMTRX00011131	Purchases	2261706	Ideal Supplies Inc	\$125.00			
7/21/2017	342,396	PMTRX00011131	Purchases	2261703	Ideal Supplies Inc	\$247.50			
7/21/2017	342,397	PMTRX00011131	Purchases	2261701	Ideal Supplies Inc	\$990.00			
7/22/2017	342,398	PMTRX00011131	Purchases	11608	Lambert Brothers LLC	\$525.50			
7/24/2017	342,613	PMTRX00011136	Purchases	356430 00	Wilder Winnelson	\$28.91			
7/24/2017	342,706	PMTRX00011137	Purchases	927098	Lowe's	\$64.40			
7/24/2017	342,709	PMTRX00011137	Purchases	952599	Lowe's	\$9.50			
7/25/2017	342,381	PMTRX00011131	Purchases	229140-4	Arts Rental Equipment & Supply	\$62.00			
7/25/2017	342,726	PMTRX00011138	Purchases	2261787	Ideal Supplies Inc	\$165.00			
7/25/2017	342,728	PMTRX00011138	Purchases	2261820	Ideal Supplies Inc	\$220.00			
7/25/2017	342,730	PMTRX00011138	Purchases	2261825	Ideal Supplies Inc	\$840.00			
7/25/2017	342,731	PMTRX00011138	Purchases	2261776	Ideal Supplies Inc	\$110.00			
7/26/2017	342,727	PMTRX00011138	Purchases	2261856	Ideal Supplies Inc	\$330.00			
7/27/2017	342,690	PMTRX00011137	Purchases	237678	Crescent Springs Hardware	\$46.73			
7/27/2017	342,733	PMTRX00011138	Purchases	2261892	Ideal Supplies Inc	\$742.50			
7/28/2017	342,524	PMTRX00011133	Purchases	230894-1	Arts Rental Equipment & Supply	\$39.80			
7/28/2017	342,732	PMTRX00011138	Purchases	2261938	Ideal Supplies Inc	\$1,485.00			
7/31/2017	342,553	GLTRX00044449				\$18,430.65			
7/31/2017	342,553	GLTRX00044449					\$6,292.47		
7/31/2017	342,804	PMTRX00011140	Purchases	2261994	Ideal Supplies Inc	\$330.00			
7/31/2017	342,805	PMTRX00011140	Purchases	2261983	Ideal Supplies Inc	\$220.00			

7/31/2017	342,806	PMTRX00011140	Purchases	2261979	Ideal Supplies Inc	\$165.00	
8/1/2017	343,056	PMTRX00011146	Purchases	97392	Bray Trucking Inc.	\$3,864.87	
8/1/2017	343,057	PMTRX00011146	Purchases	97394	Bray Trucking Inc.	\$802.94	
8/1/2017	343,058	PMTRX00011146	Purchases	97393	Bray Trucking Inc.	\$707.63	
8/1/2017	343,084	PMTRX00011147	Purchases	351279	Richie Trucking	\$1,625.00	
8/1/2017	343,248	PMTRX00011151	Purchases	2262091	Ideal Supplies Inc	\$550.00	
8/1/2017	343,249	PMTRX00011151	Purchases	2262092	Ideal Supplies Inc	\$1,100.00	
8/1/2017	343,250	PMTRX00011151	Purchases	2262099	Ideal Supplies Inc	\$525.00	
8/1/2017	343,251	PMTRX00011151	Purchases	2262100	Ideal Supplies Inc	\$330.00	
8/1/2017	343,348	PMTRX00011154	Purchases	237696	Crescent Springs Hardware	\$5.17	
8/1/2017	343,351	PMTRX00011154	Purchases	237477	Crescent Springs Hardware	\$105.26	
8/1/2017	343,360	PMTRX00011154	Purchases	31663	Fedders Feed Co., J. H.	\$357.55	
8/1/2017	343,361	PMTRX00011154	Purchases	15386	Fedders Feed Co., J. H.	\$59.95	
8/2/2017	342,801	PMTRX00011140	Purchases	232980-04	Arts Rental Equipment & Supply	\$62.00	
8/2/2017	343,083	PMTRX00011147	Purchases	232980-4	Arts Rental Equipment & Supply	\$62.00	
8/2/2017	343,247	PMTRX00011151	Purchases	2262128	Ideal Supplies Inc	\$110.00	
8/3/2017	343,079	PMTRX00011147	Purchases	233582-4	Arts Rental Equipment & Supply	\$53.00	
8/3/2017	343,245	PMTRX00011151	Purchases	2262164	Ideal Supplies Inc	\$105.00	
8/4/2017	343,243	PMTRX00011151	Purchases	2262223	Ideal Supplies Inc	\$600.00	
8/4/2017	343,252	PMTRX00011151	Purchases	2262214	Ideal Supplies Inc	\$550.00	
8/4/2017	343,253	PMTRX00011151	Purchases	2262206	Ideal Supplies Inc	\$565.00	
8/4/2017	343,363	PMTRX00011154	Purchases	18408	Flaig Welding Co Inc	\$30.00	
8/7/2017	343,366	PMTRX00011154	Purchases	2262265	Ideal Supplies Inc	\$220.00	
8/7/2017	343,406	PMTRX00011155	Purchases	1700560	Taylor Brothers Excavating	\$70.00	
System:	HISTORICAL DETAILED T 10/5/2018	10:45:50 AM	Page:	291	User Date:	10/5/2018	User ID: skampsen
N Ky Water District							
8/8/2017	343,338	PMTRX00011154	Purchases	235350-4	Arts Rental Equipment & Supply	\$23.50	
8/8/2017	343,339	PMTRX00011154	Purchases	232959-3	Arts Rental Equipment & Supply	\$510.00	
8/8/2017	343,367	PMTRX00011154	Purchases	2262275	Ideal Supplies Inc	\$385.00	
8/8/2017	343,368	PMTRX00011154	Purchases	2262302	Ideal Supplies Inc	\$165.00	
8/8/2017	343,369	PMTRX00011154	Purchases	2262296	Ideal Supplies Inc	\$550.00	
8/8/2017	343,370	PMTRX00011154	Purchases	2262280	Ideal Supplies Inc	\$472.50	
8/9/2017	343,371	PMTRX00011154	Purchases	2262321	Ideal Supplies Inc	\$55.00	
8/9/2017	343,372	PMTRX00011154	Purchases	2262317	Ideal Supplies Inc	\$742.50	
8/9/2017	344,278	PMTRX00011175	Purchases	1.70807E+11	Boone-Kenton Lumber Supply Co.	\$16.59	
8/10/2017	342,802	PMTRX00011140	Purchases	1.70707E+11	Boone-Kenton Lumber Supply Co.	\$24.94	
8/10/2017	343,374	PMTRX00011154	Purchases	2262382	Ideal Supplies Inc	\$550.00	
8/14/2017	343,669	PMTRX00011161	Purchases	2262479	Ideal Supplies Inc	\$110.00	
8/14/2017	344,205	PMTRX00011173	Purchases	927847	Lowe's	\$22.23	
8/15/2017	343,600	PMTRX00011159	Purchases	238505-3	Arts Rental Equipment & Supply	\$160.00	
8/15/2017	343,671	PMTRX00011161	Purchases	2262517	Ideal Supplies Inc	\$275.00	
8/16/2017	343,673	PMTRX00011161	Purchases	2262549	Ideal Supplies Inc	\$682.50	
8/16/2017	343,675	PMTRX00011161	Purchases	2262570	Ideal Supplies Inc	\$440.00	
8/17/2017	343,676	PMTRX00011161	Purchases	2262593	Ideal Supplies Inc	\$220.00	
8/17/2017	343,678	PMTRX00011161	Purchases	2262599	Ideal Supplies Inc	\$275.00	
8/17/2017	343,679	PMTRX00011161	Purchases	2262598	Ideal Supplies Inc	\$137.50	
8/17/2017	343,708	PMTRX00011162	Purchases	8410781	Southern States	\$40.07	
8/21/2017	344,187	PMTRX00011173	Purchases	2262668	Ideal Supplies Inc	\$600.00	
8/21/2017	344,188	PMTRX00011173	Purchases	2262683	Ideal Supplies Inc	\$165.00	
8/21/2017	344,189	PMTRX00011173	Purchases	2262684	Ideal Supplies Inc	\$840.00	
8/22/2017	344,186	PMTRX00011173	Purchases	2262716	Ideal Supplies Inc	\$550.00	
8/22/2017	344,195	PMTRX00011173	Purchases	2262704	Ideal Supplies Inc	\$550.00	
8/23/2017	343,707	PMTRX00011162	Purchases	8456745	Southern States	\$102.51	
8/23/2017	344,206	PMTRX00011173	Purchases	927883	Lowe's	\$596.61	
8/24/2017	344,192	PMTRX00011173	Purchases	2262770	Ideal Supplies Inc	\$540.00	
8/24/2017	344,193	PMTRX00011173	Purchases	2262757	Ideal Supplies Inc	\$220.00	
8/25/2017	344,022	PMTRX00011168	Purchases	C2792-1	Arts Rental Equipment & Supply	\$62.00	
8/25/2017	344,191	PMTRX00011173	Purchases	2262803	Ideal Supplies Inc	\$225.00	
8/30/2017	344,207	PMTRX00011173	Purchases	952983	Lowe's	\$32.77	
8/30/2017	344,252	PMTRX00011174	Purchases	8521266	Southern States	\$90.56	
8/31/2017	344,279	PMTRX00011175	Purchases	98283	Bray Trucking Inc.	\$1,201.98	
8/31/2017	344,280	PMTRX00011175	Purchases	98282	Bray Trucking Inc.	\$697.73	
8/31/2017	344,281	PMTRX00011175	Purchases	98281	Bray Trucking Inc.	\$3,922.70	
8/31/2017	344,492	GLTRX00044721				\$27,804.90	

8/31/2017	344,492	GLTRX00044721							\$1,891.05
9/1/2017	344,373	PMTRX00011177	Purchases	351280	Richie Trucking		\$1,625.00		
9/1/2017	344,533	PMTRX00011184	Purchases	2262956	Ideal Supplies Inc		\$105.00		
9/1/2017	344,534	PMTRX00011184	Purchases	2262858	Ideal Supplies Inc		\$415.00		
9/1/2017	344,535	PMTRX00011184	Purchases	2262857	Ideal Supplies Inc		\$220.00		
9/1/2017	344,536	PMTRX00011184	Purchases	2262853	Ideal Supplies Inc		\$315.00		
9/1/2017	344,538	PMTRX00011184	Purchases	2262974	Ideal Supplies Inc		\$550.00		
9/1/2017	344,539	PMTRX00011184	Purchases	2262972	Ideal Supplies Inc		\$495.00		
9/1/2017	344,540	PMTRX00011184	Purchases	2262966	Ideal Supplies Inc		\$220.00		
9/1/2017	344,541	PMTRX00011184	Purchases	2262962	Ideal Supplies Inc		\$165.00		
9/1/2017	344,542	PMTRX00011184	Purchases	2262961	Ideal Supplies Inc		\$165.00		
9/1/2017	344,543	PMTRX00011184	Purchases	2262929	Ideal Supplies Inc		\$330.00		
9/1/2017	344,544	PMTRX00011184	Purchases	2262928	Ideal Supplies Inc		\$550.00		
9/1/2017	344,545	PMTRX00011184	Purchases	2262883	Ideal Supplies Inc		\$305.00		
9/1/2017	344,546	PMTRX00011184	Purchases	2262891	Ideal Supplies Inc		\$580.00		
9/1/2017	344,547	PMTRX00011184	Purchases	2263066	Ideal Supplies Inc		\$550.00		
9/1/2017	344,548	PMTRX00011184	Purchases	2263058	Ideal Supplies Inc		\$440.00		
9/1/2017	344,550	PMTRX00011184	Purchases	2263067	Ideal Supplies Inc		\$590.00		
9/1/2017	344,697	PMTRX00011190	Purchases	15401	Fedders Feed Co., J. H.		\$42.95		
9/1/2017	344,744	RECVG00002272	Purchases	RCT0000009922	Fortiline, Inc.		\$1,672.00		
9/1/2017	345,658	PMTRX00011211	Purchases	925572	Lowe's		\$45.42		
9/5/2017	344,723	PMTRX00011191	Purchases	2263103	Ideal Supplies Inc		\$540.00		
9/5/2017	344,724	PMTRX00011191	Purchases	2263104	Ideal Supplies Inc		\$440.00		
9/5/2017	344,725	PMTRX00011191	Purchases	2263109	Ideal Supplies Inc		\$275.00		
9/6/2017	344,720	PMTRX00011191	Purchases	2263153	Ideal Supplies Inc		\$275.00		
9/6/2017	344,721	PMTRX00011191	Purchases	2263132	Ideal Supplies Inc		\$275.00		
9/7/2017	344,717	PMTRX00011191	Purchases	2263195	Ideal Supplies Inc		\$385.00		
9/7/2017	344,719	PMTRX00011191	Purchases	2263196	Ideal Supplies Inc		\$165.00		
9/7/2017	344,907	RECVG00002273	Purchases	RCT0000009932	Fortiline, Inc.		\$475.00		
9/8/2017	344,714	PMTRX00011191	Purchases	2263248	Ideal Supplies Inc		\$220.00		
9/8/2017	344,716	PMTRX00011191	Purchases	2263259	Ideal Supplies Inc		\$275.00		
9/11/2017	344,908	RECVG00002273	Purchases	RCT0000009933	Fortiline, Inc.		\$6,072.96		
9/13/2017	344,667	PMTRX00011189	Purchases	238961	Crescent Springs Hardware		\$79.99		
9/13/2017	344,694	PMTRX00011190	Purchases	238995	Crescent Springs Hardware		\$40.93		
9/13/2017	344,729	PMTRX00011191	Purchases	910819	Lowe's		\$5.70		
9/13/2017	344,871	PMTRX00011193	Purchases	2263376	Ideal Supplies Inc		\$550.00		
System:	HISTORICAL DETAILED T 10/5/2018		10:45:50 AM	Page:	292	User Date:	10/5/2018	User ID:	skampsen
N Ky Water District									
9/14/2017	344,873	PMTRX00011193	Purchases	2263405	Ideal Supplies Inc		\$165.00		
9/14/2017	344,874	PMTRX00011193	Purchases	2263425	Ideal Supplies Inc		\$330.00		
9/14/2017	344,877	PMTRX00011193	Purchases	925356	Lowe's		\$44.46		
9/15/2017	344,890	PMTRX00011193	Purchases	8663439	Southern States		\$74.61		
9/19/2017	344,876	PMTRX00011193	Purchases	925952	Lowe's		\$568.20		
9/19/2017	345,559	PMTRX00011208	Purchases	2263535	Ideal Supplies Inc		\$165.00		
9/19/2017	345,561	PMTRX00011208	Purchases	2263540	Ideal Supplies Inc		\$220.00		
9/20/2017	345,562	PMTRX00011208	Purchases	2263602	Ideal Supplies Inc		\$137.50		
9/20/2017	345,563	PMTRX00011208	Purchases	2263573	Ideal Supplies Inc		\$420.00		
9/21/2017	345,041	PMTRX00011198	Purchases	254030-4	Arts Rental Equipment & Supply		\$334.00		
9/21/2017	345,564	PMTRX00011208	Purchases	2263637	Ideal Supplies Inc		\$165.00		
9/22/2017	345,554	PMTRX00011208	Purchases	2263680	Ideal Supplies Inc		\$385.00		
9/22/2017	345,555	PMTRX00011208	Purchases	2263664	Ideal Supplies Inc		\$315.00		
9/22/2017	345,556	PMTRX00011208	Purchases	2263677	Ideal Supplies Inc		\$302.50		
9/22/2017	345,565	PMTRX00011208	Purchases	2263682	Ideal Supplies Inc		\$157.50		
9/27/2017	345,438	RECVG00002277	Purchases	RCT0000009955	Florence Winwater Works		\$598.00		
9/28/2017	345,618	RECVG00002278	Purchases	RCT0000009963	Viking Supply, Inc		\$847.50		
9/29/2017	345,604	PMTRX00011209	Purchases	8787244	Southern States		\$205.90		
9/30/2017	345,443	GLTRX00044845					\$19,939.21		
9/30/2017	345,443	GLTRX00044845						\$1,363.02	
10/1/2017	345,663	PMTRX00011211	Purchases	351281	Richie Trucking		\$1,625.00		
10/1/2017	345,826	PMTRX00011214	Purchases	99102	Bray Trucking Inc.		\$2,415.11		
10/1/2017	345,827	PMTRX00011214	Purchases	99103	Bray Trucking Inc.		\$832.06		
10/1/2017	345,828	PMTRX00011214	Purchases	99104	Bray Trucking Inc.		\$760.94		
10/1/2017	345,836	PMTRX00011214	Purchases	073704B-IN	Cincinnati Ready Mix Concrete		\$1,292.44		
10/1/2017	345,865	PMTRX00011215	Purchases	15444	Fedders Feed Co., J. H.		\$127.70		

10/1/2017	345,878	PMTRX00011216	Purchases	2263887	Ideal Supplies Inc	\$220.00			
10/1/2017	345,880	PMTRX00011216	Purchases	2263836	Ideal Supplies Inc	\$165.00			
10/1/2017	345,881	PMTRX00011216	Purchases	2263881	Ideal Supplies Inc	\$440.00			
10/1/2017	345,882	PMTRX00011216	Purchases	2263795	Ideal Supplies Inc	\$220.00			
10/1/2017	345,883	PMTRX00011216	Purchases	2263796	Ideal Supplies Inc	\$220.00			
10/1/2017	345,885	PMTRX00011216	Purchases	2263750	Ideal Supplies Inc	\$945.00			
10/1/2017	345,922	PMTRX00011221	Purchases	191233	Reis Concrete Products Inc	\$186.00			
10/1/2017	345,923	PMTRX00011221	Purchases	191183	Reis Concrete Products Inc	\$348.00			
10/1/2017	345,959	PMTRX00011222	Purchases	100719	Taylor Brothers Excavating	\$305.00			
10/2/2017	345,993	RECVG00002282	Purchases	RCT0000009976	Fortiline, Inc.	\$1,190.00			
10/3/2017	346,253	PMTRX00011229	Purchases	2264103	Ideal Supplies Inc	\$220.00			
10/3/2017	346,257	PMTRX00011229	Purchases	2264075	Ideal Supplies Inc	\$550.00			
10/3/2017	346,258	PMTRX00011229	Purchases	2264068	Ideal Supplies Inc	\$550.00			
10/3/2017	346,317	RECVG00002284	Purchases	RCT0000009994	Fortiline, Inc.	\$1,492.25			
10/5/2017	346,252	PMTRX00011229	Purchases	2264189	Ideal Supplies Inc	\$580.00			
10/5/2017	346,254	PMTRX00011229	Purchases	2264176	Ideal Supplies Inc	\$550.00			
10/6/2017	346,249	PMTRX00011229	Purchases	2264215	Ideal Supplies Inc	\$580.00			
10/6/2017	346,251	PMTRX00011229	Purchases	2264222	Ideal Supplies Inc	\$415.00			
10/9/2017	346,261	PMTRX00011229	Purchases	934494	Janell Inc.	\$6.72			
10/9/2017	346,346	PMTRX00011232	Purchases	2264266	Ideal Supplies Inc	\$137.50			
10/9/2017	346,918	PMTRX00011247	Purchases	952174	Lowe's	\$22.52			
10/10/2017	346,343	PMTRX00011232	Purchases	2264307	Ideal Supplies Inc	\$1,050.00			
10/10/2017	346,345	PMTRX00011232	Purchases	2264321	Ideal Supplies Inc	\$330.00			
10/10/2017	347,151	PMTRX00011253	Purchases	11712	Klingenberg's - Covington	\$10.50			
10/11/2017	346,356	PMTRX00011232	Purchases	2264354	Ideal Supplies Inc	\$165.00			
10/12/2017	346,354	PMTRX00011232	Purchases	2264377	Ideal Supplies Inc	\$1,080.00			
10/13/2017	346,294	PMTRX00011231	Purchases	8910033	Southern States	\$149.10			
10/13/2017	346,349	PMTRX00011232	Purchases	2264453	Ideal Supplies Inc	\$935.00			
10/13/2017	347,139	PMTRX00011253	Purchases	18547	Flaig Welding Co Inc	\$992.50			
10/16/2017	346,391	PMTRX00011233	Purchases	100801	Taylor Brothers Excavating	\$55.00			
10/17/2017	346,350	PMTRX00011232	Purchases	2264526	Ideal Supplies Inc	\$135.00			
10/19/2017	346,905	PMTRX00011247	Purchases	2264631	Ideal Supplies Inc	\$495.00			
10/19/2017	346,906	PMTRX00011247	Purchases	2264632	Ideal Supplies Inc	\$385.00			
10/23/2017	346,640	PMTRX00011241	Purchases	240123	Crescent Springs Hardware	\$59.70			
10/23/2017	346,902	PMTRX00011247	Purchases	2264714	Ideal Supplies Inc	\$1,100.00			
10/24/2017	346,900	PMTRX00011247	Purchases	2264748	Ideal Supplies Inc	\$660.00			
10/26/2017	347,140	PMTRX00011253	Purchases	2264810	Ideal Supplies Inc	\$945.00			
10/26/2017	347,142	PMTRX00011253	Purchases	2264842	Ideal Supplies Inc	\$550.00			
10/26/2017	347,143	PMTRX00011253	Purchases	2264843	Ideal Supplies Inc	\$550.00			
10/27/2017	346,933	RECVG00002291	Purchases	RCT0000010022	Ferguson Waterworks	\$3,897.00			
10/27/2017	347,144	PMTRX00011253	Purchases	2264877	Ideal Supplies Inc	\$550.00			
10/27/2017	347,145	PMTRX00011253	Purchases	2264890	Ideal Supplies Inc	\$192.50			
10/30/2017	347,147	PMTRX00011253	Purchases	2264942	Ideal Supplies Inc	\$220.00			
10/30/2017	347,148	PMTRX00011253	Purchases	2264945	Ideal Supplies Inc	\$165.00			
10/31/2017	347,117	GLTRX00045056				\$31,310.58			
10/31/2017	347,117	GLTRX00045056					\$3,877.29		
10/31/2017	347,149	PMTRX00011253	Purchases	2264969	Ideal Supplies Inc	\$675.00			
10/31/2017	347,214	PMTRX00011255	Purchases	100080	Bray Trucking Inc.	\$750.48			
System:	HISTORICAL DETAILED T	10/5/2018	10:45:50 AM	Page:	293	User Date:	10/5/2018	User ID:	skampsen
N Ky Water District									
10/31/2017	347,215	PMTRX00011255	Purchases	100078	Bray Trucking Inc.	\$3,671.28			
10/31/2017	347,223	PMTRX00011255	Purchases	81869	Independence Lumber & Supply	\$4.97			
11/1/2017	347,294	PMTRX00011257	Purchases	351282	Richie Trucking	\$1,137.50			
11/1/2017	347,473	PMTRX00011261	Purchases	2265081	Ideal Supplies Inc	\$480.00			
11/1/2017	347,555	PMTRX00011267	Purchases	2621	Seiter Farms Inc.	\$200.00			
11/1/2017	347,952	RECVG00002298	Purchases	RCT0000010059	Fortiline, Inc.	\$395.00			
11/2/2017	347,471	PMTRX00011261	Purchases	2265121	Ideal Supplies Inc	\$550.00			
11/3/2017	347,467	PMTRX00011261	Purchases	2265141	Ideal Supplies Inc	\$1,745.00			
11/3/2017	347,468	PMTRX00011261	Purchases	2265156	Ideal Supplies Inc	\$105.00			
11/3/2017	348,553	PMTRX00011288	Purchases	1.71107E+11	Boone-Kenton Lumber Supply Co.	\$78.14			
11/6/2017	347,649	PMTRX00011269	Purchases	2265205	Ideal Supplies Inc	\$315.00			
11/6/2017	348,495	PMTRX00011285	Purchases	927403	Lowe's	\$1,432.62			
11/6/2017	348,496	PMTRX00011285	Purchases	950892	Lowe's				\$113.70
11/7/2017	347,650	PMTRX00011269	Purchases	2265233	Ideal Supplies Inc	\$335.00			



11/7/2017	347,651	PMTRX00011269	Purchases	2265227	Ideal Supplies Inc	\$210.00	
11/8/2017	347,652	PMTRX00011269	Purchases	2265271	Ideal Supplies Inc	\$220.00	
11/9/2017	347,558	PMTRX00011267	Purchases	9151028	Southern States	\$12.07	
11/10/2017	347,647	PMTRX00011269	Purchases	2265380	Ideal Supplies Inc	\$300.00	
11/13/2017	348,136	PMTRX00011277	Purchases	2265412	Ideal Supplies Inc	\$645.00	
11/13/2017	348,138	PMTRX00011277	Purchases	2265408	Ideal Supplies Inc	\$600.00	
11/13/2017	348,139	PMTRX00011277	Purchases	2265432	Ideal Supplies Inc	\$240.00	
11/13/2017	348,140	PMTRX00011277	Purchases	2265431	Ideal Supplies Inc	\$300.00	
11/14/2017	347,530	RECVG00002295	Purchases	RCT0000010048	Ferguson Waterworks	\$949.05	
11/14/2017	347,950	RECVG00002298	Purchases	RCT0000010057	Viking Supply, Inc	\$1,685.00	
11/14/2017	348,130	PMTRX00011277	Purchases	2265445	Ideal Supplies Inc	\$225.00	
11/15/2017	348,145	PMTRX00011277	Purchases	2265496	Ideal Supplies Inc	\$180.00	
11/15/2017	348,146	PMTRX00011277	Purchases	2265513	Ideal Supplies Inc	\$180.00	
11/16/2017	347,834	PMTRX00011271	Purchases	900	Rye Engineering PLC	\$26,325.00	
11/17/2017	348,085	PMTRX00011276	Purchases	9221038	Southern States	\$41.70	
11/17/2017	348,142	PMTRX00011277	Purchases	2265591	Ideal Supplies Inc	\$180.00	
11/17/2017	348,143	PMTRX00011277	Purchases	2265571	Ideal Supplies Inc	\$510.00	
11/17/2017	348,144	PMTRX00011277	Purchases	2265583	Ideal Supplies Inc	\$360.00	
11/20/2017	348,135	PMTRX00011277	Purchases	2265639	Ideal Supplies Inc	\$180.00	
11/21/2017	348,132	PMTRX00011277	Purchases	2265675	Ideal Supplies Inc	\$787.50	
11/22/2017	348,084	PMTRX00011276	Purchases	9263696	Southern States	\$81.56	
11/22/2017	348,133	PMTRX00011277	Purchases	2265709	Ideal Supplies Inc	\$350.00	
11/22/2017	348,134	PMTRX00011277	Purchases	2265720	Ideal Supplies Inc	\$290.00	
11/22/2017	348,187	PMTRX00011279	Purchases	178255	Viking Supply, Inc	\$23.00	
11/27/2017	348,149	PMTRX00011277	Purchases	938361	Janell Inc.	\$57.67	
11/28/2017	348,479	PMTRX00011284	Purchases	2265820	Ideal Supplies Inc	\$1,230.00	
11/29/2017	348,478	PMTRX00011284	Purchases	2265870	Ideal Supplies Inc	\$600.00	
11/29/2017	348,481	PMTRX00011284	Purchases	2265862	Ideal Supplies Inc	\$600.00	
11/30/2017	348,418	GLTRX00045234				\$19,133.20	
11/30/2017	348,418	GLTRX00045234					\$4,337.83
11/30/2017	348,452	PMTRX00011283	Purchases	100912	Bray Trucking Inc.	\$707.91	
11/30/2017	348,453	PMTRX00011283	Purchases	100911	Bray Trucking Inc.	\$3,488.84	
11/30/2017	348,454	PMTRX00011283	Purchases	100960	Bray Trucking Inc.	\$1,649.12	
12/1/2017	348,597	PMTRX00011290	Purchases	2265998	Ideal Supplies Inc	\$240.00	
12/1/2017	348,598	PMTRX00011290	Purchases	2265993	Ideal Supplies Inc	\$337.50	
12/1/2017	348,603	PMTRX00011290	Purchases	351284	Richie Trucking	\$1,625.00	
12/1/2017	349,147	RECVG00002307	Purchases	RCT0000010117	Fortiline, Inc.	\$300.00	
12/2/2017	348,596	PMTRX00011290	Purchases	2266005	Ideal Supplies Inc	\$300.00	
12/4/2017	348,793	PMTRX00011296	Purchases	2266033	Ideal Supplies Inc	\$140.00	
12/4/2017	348,794	PMTRX00011296	Purchases	2266034	Ideal Supplies Inc	\$560.00	
12/4/2017	348,799	PMTRX00011296	Purchases	2266042	Ideal Supplies Inc	\$510.00	
12/4/2017	348,807	PMTRX00011296	Purchases	2266048	Ideal Supplies Inc	\$620.00	
12/4/2017	348,808	PMTRX00011296	Purchases	2266051	Ideal Supplies Inc	\$240.00	
12/5/2017	348,802	PMTRX00011296	Purchases	2266074	Ideal Supplies Inc	\$240.00	
12/6/2017	348,797	PMTRX00011296	Purchases	2266100	Ideal Supplies Inc	\$360.00	
12/6/2017	348,798	PMTRX00011296	Purchases	2266102	Ideal Supplies Inc	\$600.00	
12/6/2017	348,801	PMTRX00011296	Purchases	2266107	Ideal Supplies Inc	\$600.00	
12/7/2017	348,810	PMTRX00011296	Purchases	2266139	Ideal Supplies Inc	\$410.00	
12/8/2017	348,809	PMTRX00011296	Purchases	2266169	Ideal Supplies Inc	\$248.00	
12/8/2017	348,814	PMTRX00011296	Purchases	2266182	Ideal Supplies Inc	\$240.00	
12/8/2017	348,815	PMTRX00011296	Purchases	2266181	Ideal Supplies Inc	\$600.00	
12/8/2017	349,322	PMTRX00011310	Purchases	907	Rye Engineering PLC	\$32,175.00	
12/14/2017	349,157	PMTRX00011305	Purchases	288002-3	Arts Rental Equipment & Supply	\$41.00	
12/14/2017	349,774	PMTRX00011321	Purchases	2266322	Ideal Supplies Inc	\$480.00	
12/14/2017	349,779	PMTRX00011321	Purchases	2266297	Ideal Supplies Inc	\$120.00	
12/14/2017	350,068	PMTRX00011326	Purchases	191773	Reis Concrete Products Inc	\$1,440.00	
12/15/2017	349,771	PMTRX00011321	Purchases	2266349	Ideal Supplies Inc	\$240.00	
12/15/2017	349,772	PMTRX00011321	Purchases	2266350	Ideal Supplies Inc	\$240.00	
12/15/2017	349,773	PMTRX00011321	Purchases	2266353	Ideal Supplies Inc	\$600.00	
12/18/2017	349,785	PMTRX00011321	Purchases	87710	Kens Crescent Springs Service	\$55.00	
System:	HISTORICAL DETAILED T 10/5/2018		10:45:50 AM	Page:			
N Ky Water District				294	User Date:	10/5/2018	User ID: skampsen
12/18/2017	350,067	PMTRX00011326	Purchases	2266386	Ideal Supplies Inc	\$500.00	
12/19/2017	349,847	PMTRX00011322	Purchases	63037	Vogelpohl Fire Equipment, Inc.	\$874.00	

12/19/2017	350,063	PMTRX00011326	Purchases	2266440	Ideal Supplies Inc	\$600.00		
12/19/2017	350,064	PMTRX00011326	Purchases	2266415	Ideal Supplies Inc	\$315.00		
12/19/2017	350,065	PMTRX00011326	Purchases	121917	Ideal Supplies Inc	\$120.00		
12/19/2017	350,066	PMTRX00011326	Purchases	2266413	Ideal Supplies Inc	\$240.00		
12/20/2017	350,062	PMTRX00011326	Purchases	2266479	Ideal Supplies Inc	\$240.00		
12/21/2017	350,058	PMTRX00011326	Purchases	2266524	Ideal Supplies Inc	\$440.00		
12/21/2017	350,059	PMTRX00011326	Purchases	2266511	Ideal Supplies Inc	\$1,015.00		
12/21/2017	350,061	PMTRX00011326	Purchases	2266508	Ideal Supplies Inc	\$240.00		
12/22/2017	350,052	PMTRX00011326	Purchases	2266558	Ideal Supplies Inc	\$180.00		
12/22/2017	350,053	PMTRX00011326	Purchases	2266555	Ideal Supplies Inc	\$590.00		
12/22/2017	350,054	PMTRX00011326	Purchases	2266548	Ideal Supplies Inc	\$660.00		
12/22/2017	350,055	PMTRX00011326	Purchases	2266543	Ideal Supplies Inc	\$165.00		
12/22/2017	350,056	PMTRX00011326	Purchases	2266540	Ideal Supplies Inc	\$600.00		
12/28/2017	349,882	PMTRX00011323	Purchases	241754	Crescent Springs Hardware	\$10.15		
12/31/2017	349,998	GLTRX00045417				\$14,416.19		
12/31/2017	349,998	GLTRX00045417						\$4,521.00
12/31/2017	350,046	PMTRX00011326	Purchases	101573	Bray Trucking Inc.	\$3,077.03		
12/31/2017	350,047	PMTRX00011326	Purchases	101574	Bray Trucking Inc.	\$392.82		
12/31/2017	350,049	PMTRX00011326	Purchases	101576	Bray Trucking Inc.	\$512.00		
12/31/2017	351,510	GLTRX00045629						\$8,970.00

Account: 620-6003-025			Totals:	Account: 620-6002-031	Net Change	Ending Balance		
Trx Date	Jrnl No.	Orig. Audit Trail	Description:	Generator maintenance and fuel	Beginning Balance:	\$6,936.03		
			Distribution Reference		Orig. Master Number		Debit	Credit
7/25/2017	342,797	RECVG00002258	Purchases		RCT0000009852		\$1,175.19	
7/28/2017	342,798	RECVG00002258	Purchases		RCT0000009853		\$1,130.08	
9/19/2017	345,117	PMTRX00011199	Purchases		798188		\$137.61	
10/24/2017	346,932	RECVG00002291	Purchases		RCT000010021		\$2,804.30	
11/9/2017	347,583	PMTRX00011268	Purchases		PSV131471		\$13,020.00	
11/10/2017	347,566	PMTRX00011267	Purchases		4621		\$795.80	
12/20/2017	349,595	PMTRX00011317	Purchases		PSV134952		\$342.88	
					Net Change			
						\$510,198.65	\$347,702.08	\$31,428.36

Account: 620-6003-031			Totals:	Account: 620-6003-025	Net Change	Ending Balance		
Trx Date	Jrnl No.	Orig. Audit Trail	Description:	Materials & Supplies - Dist. Services	Beginning Balance:	\$153,928.03		
			Distribution Reference		Orig. Master Number		Debit	Credit
7/1/2017	341,668	PMTRX00011112	Purchases		30048		\$67.95	
7/1/2017	341,712	PMTRX00011113	Purchases		748-2699		\$4.23	
7/5/2017	341,693	PMTRX00011112	Purchases		8022973		\$141.78	
7/6/2017	341,675	PMTRX00011112	Purchases		927079..		\$37.99	
7/6/2017	341,676	PMTRX00011112	Purchases		925342		\$57.49	
7/12/2017	341,835	PMTRX00011115	Purchases		924968		\$215.70	
7/17/2017	341,875	PMTRX00011117	Purchases		237322		\$5.42	
7/18/2017	342,738	PMTRX00011138	Purchases		2261605		\$183.75	
7/20/2017	342,743	PMTRX00011138	Purchases		2261681		\$240.00	
7/24/2017	342,745	PMTRX00011138	Purchases		2261750		\$135.00	
7/25/2017	342,729	PMTRX00011138	Purchases		2261821		\$192.50	
7/26/2017	342,734	PMTRX00011138	Purchases		2261876		\$110.00	
7/27/2017	342,389	PMTRX00011131	Purchases		237669		\$52.95	
7/31/2017	342,553	GLTRX00044449					\$19,617.00	
7/31/2017	342,553	GLTRX00044449						\$3,732.38
7/31/2017	342,807	PMTRX00011140	Purchases		2261978		\$187.50	
8/1/2017	343,056	PMTRX00011146	Purchases		97392		\$1,656.37	
8/1/2017	343,057	PMTRX00011146	Purchases		97394		\$344.12	
8/1/2017	343,246	PMTRX00011151	Purchases		2262090		\$255.00	
8/1/2017	343,346	PMTRX00011154	Purchases		237615		\$17.98	
8/1/2017	343,347	PMTRX00011154	Purchases		237771		\$10.69	
8/3/2017	343,078	PMTRX00011147	Purchases		8292703		\$79.06	
8/3/2017	343,311	RECVG00002260	Purchases		RCT000009880		\$411.00	
8/4/2017	343,244	PMTRX00011151	Purchases		2262186		\$177.99	
8/9/2017	343,719	PMTRX00011162	Purchases		357483.00		\$141.03	
8/9/2017	343,720	PMTRX00011162	Purchases		357621.00		\$35.32	
8/10/2017	343,373	PMTRX00011154	Purchases		2262370		\$135.00	
8/11/2017	343,375	PMTRX00011154	Purchases		2262422		\$135.00	
8/11/2017	343,376	PMTRX00011154	Purchases		2262432		\$110.00	

8/14/2017	343,670	PMTRX00011161	Purchases		2262486	Ideal Supplies Inc	\$110.00	
8/15/2017	343,672	PMTRX00011161	Purchases		2262511	Ideal Supplies Inc	\$157.50	
8/16/2017	343,349	PMTRX00011154	Purchases		238244	Crescent Springs Hardware	\$15.08	
System:	HISTORICAL DETAILED T	10/5/2018	10:45:50 AM	Page:	295	User Date:	10/5/2018	User ID: skampsen
N Ky Water District								
8/16/2017	343,350	PMTRX00011154	Purchases		238257	Crescent Springs Hardware	\$64.98	
8/17/2017	343,674	PMTRX00011161	Purchases		2262585	Ideal Supplies Inc	\$131.25	
8/17/2017	343,677	PMTRX00011161	Purchases		2262600	Ideal Supplies Inc	\$192.50	
8/18/2017	343,680	PMTRX00011161	Purchases		2262620	Ideal Supplies Inc	\$105.00	
8/18/2017	343,681	PMTRX00011161	Purchases		2262631	Ideal Supplies Inc	\$330.00	
8/18/2017	343,976	RECVG00002266	Purchases		RCT0000009902	Viking Supply, Inc	\$185.00	
8/22/2017	344,196	PMTRX00011173	Purchases		2262711	Ideal Supplies Inc	\$210.00	
8/22/2017	344,197	PMTRX00011173	Purchases		2262715	Ideal Supplies Inc	\$192.50	
8/23/2017	344,194	PMTRX00011173	Purchases		2262735	Ideal Supplies Inc	\$270.00	
8/25/2017	344,190	PMTRX00011173	Purchases		2262804	Ideal Supplies Inc	\$550.00	
8/28/2017	344,269	RECVG00002268	Purchases		RCT0000009905	Fortiline, Inc.	\$471.00	
8/31/2017	344,279	PMTRX00011175	Purchases		98283	Bray Trucking Inc.	\$515.13	
8/31/2017	344,281	PMTRX00011175	Purchases		98281	Bray Trucking Inc.	\$1,681.15	
8/31/2017	344,492	GLTRX00044721					\$40,377.15	
8/31/2017	344,492	GLTRX00044721						\$27,833.93
9/1/2017	344,537	PMTRX00011184	Purchases		2262819	Ideal Supplies Inc	\$137.50	
9/1/2017	344,549	PMTRX00011184	Purchases		2262925	Ideal Supplies Inc	\$172.50	
9/6/2017	344,722	PMTRX00011191	Purchases		2263129	Ideal Supplies Inc	\$105.00	
9/7/2017	344,718	PMTRX00011191	Purchases		2263197	Ideal Supplies Inc	\$165.00	
9/8/2017	344,715	PMTRX00011191	Purchases		2263223	Ideal Supplies Inc	\$110.00	
9/11/2017	344,869	PMTRX00011193	Purchases		2263315	Ideal Supplies Inc	\$105.00	
9/12/2017	344,870	PMTRX00011193	Purchases		2263348	Ideal Supplies Inc	\$210.00	
9/14/2017	344,872	PMTRX00011193	Purchases		2263422	Ideal Supplies Inc	\$440.00	
9/15/2017	345,659	PMTRX00011211	Purchases		927337	Lowe's	\$11.38	
9/18/2017	344,853	PMTRX00011193	Purchases		239107	Crescent Springs Hardware	\$34.99	
9/18/2017	345,557	PMTRX00011208	Purchases		2263509	Ideal Supplies Inc	\$195.00	
9/18/2017	345,558	PMTRX00011208	Purchases		2263498	Ideal Supplies Inc	\$135.00	
9/19/2017	345,560	PMTRX00011208	Purchases		2263534	Ideal Supplies Inc	\$110.00	
9/22/2017	345,552	PMTRX00011208	Purchases		2263696	Ideal Supplies Inc	\$165.00	
9/22/2017	345,553	PMTRX00011208	Purchases		2263681	Ideal Supplies Inc	\$220.00	
9/30/2017	345,443	GLTRX00044845					\$16,167.36	
9/30/2017	345,443	GLTRX00044845						\$474.53
10/1/2017	345,826	PMTRX00011214	Purchases		99102	Bray Trucking Inc.	\$1,035.04	
10/1/2017	345,827	PMTRX00011214	Purchases		99103	Bray Trucking Inc.	\$356.60	
10/1/2017	345,828	PMTRX00011214	Purchases		99104	Bray Trucking Inc.	\$326.12	
10/1/2017	345,876	PMTRX00011216	Purchases		2263927	Ideal Supplies Inc	\$397.50	
10/1/2017	345,877	PMTRX00011216	Purchases		2263922	Ideal Supplies Inc	\$1,100.00	
10/1/2017	345,879	PMTRX00011216	Purchases		2263834	Ideal Supplies Inc	\$275.00	
10/1/2017	345,884	PMTRX00011216	Purchases		2263778	Ideal Supplies Inc	\$110.00	
10/1/2017	345,886	PMTRX00011216	Purchases		2263748	Ideal Supplies Inc	\$165.00	
10/3/2017	345,994	RECVG00002282	Purchases		RCT0000009977	Fortiline, Inc.	\$816.00	
10/3/2017	346,259	PMTRX00011229	Purchases		2264074	Ideal Supplies Inc	\$240.00	
10/4/2017	346,256	PMTRX00011229	Purchases		2264151	Ideal Supplies Inc	\$137.50	
10/5/2017	346,255	PMTRX00011229	Purchases		2264179	Ideal Supplies Inc	\$240.00	
10/6/2017	346,250	PMTRX00011229	Purchases		2264207	Ideal Supplies Inc	\$110.00	
10/6/2017	346,260	PMTRX00011229	Purchases		2264214	Ideal Supplies Inc	\$330.00	
10/10/2017	346,344	PMTRX00011232	Purchases		2264312	Ideal Supplies Inc	\$137.50	
10/11/2017	346,342	PMTRX00011232	Purchases		2264357	Ideal Supplies Inc	\$110.00	
10/11/2017	346,355	PMTRX00011232	Purchases		2264355	Ideal Supplies Inc	\$165.00	
10/13/2017	346,348	PMTRX00011232	Purchases		2264422	Ideal Supplies Inc	\$165.00	
10/16/2017	346,347	PMTRX00011232	Purchases		2264485	Ideal Supplies Inc	\$157.50	
10/17/2017	346,351	PMTRX00011232	Purchases		2264527	Ideal Supplies Inc	\$330.00	
10/17/2017	346,352	PMTRX00011232	Purchases		2264532	Ideal Supplies Inc	\$187.50	
10/17/2017	346,353	PMTRX00011232	Purchases		2264544	Ideal Supplies Inc	\$220.00	
10/18/2017	346,618	RECVG00002287	Purchases		RCT0000010008	Fortiline, Inc.	\$143.00	
10/18/2017	346,907	PMTRX00011247	Purchases		2264579	Ideal Supplies Inc	\$250.00	
10/18/2017	346,908	PMTRX00011247	Purchases		2264587	Ideal Supplies Inc	\$220.00	
10/20/2017	346,903	PMTRX00011247	Purchases		2264650	Ideal Supplies Inc	\$240.00	
10/20/2017	346,904	PMTRX00011247	Purchases		2264663	Ideal Supplies Inc	\$247.50	

10/24/2017	346,899	PMTRX00011247	Purchases	2264747	Ideal Supplies Inc	\$165.00	
10/24/2017	346,901	PMTRX00011247	Purchases	2264739	Ideal Supplies Inc	\$335.00	
10/26/2017	347,141	PMTRX00011253	Purchases	2264840	Ideal Supplies Inc	\$165.00	
10/30/2017	347,146	PMTRX00011253	Purchases	2264914	Ideal Supplies Inc	\$330.00	
10/31/2017	347,117	GLTRX00045056				\$23,018.71	
10/31/2017	347,117	GLTRX00045056					\$6,277.61
10/31/2017	347,214	PMTRX00011255	Purchases	100080	Bray Trucking Inc.	\$321.63	
10/31/2017	347,215	PMTRX00011255	Purchases	100078	Bray Trucking Inc.	\$1,573.41	
10/31/2017	347,216	PMTRX00011255	Purchases	100079	Bray Trucking Inc.	\$430.15	
11/1/2017	347,294	PMTRX00011257	Purchases	351282	Richie Trucking	\$487.50	
11/2/2017	347,469	PMTRX00011261	Purchases	2265114	Ideal Supplies Inc	\$177.50	
11/2/2017	347,470	PMTRX00011261	Purchases	2265117	Ideal Supplies Inc	\$125.00	
11/2/2017	347,472	PMTRX00011261	Purchases	2265127	Ideal Supplies Inc	\$165.00	
11/3/2017	347,466	PMTRX00011261	Purchases	2265162	Ideal Supplies Inc	\$302.50	
11/3/2017	347,622	PMTRX00011268	Purchases	18575	Flaig Welding Co Inc	\$250.00	
System:	HISTORICAL DETAILED T 10/5/2018	10:45:50 AM	Page:	296	User Date:	10/5/2018	User ID: skampsen
N Ky Water District							
11/8/2017	347,641	PMTRX00011269	Purchases	2265265	Ideal Supplies Inc	\$140.00	
11/8/2017	347,642	PMTRX00011269	Purchases	2265280	Ideal Supplies Inc	\$270.00	
11/8/2017	347,648	PMTRX00011269	Purchases	2265269	Ideal Supplies Inc	\$55.00	
11/9/2017	347,643	PMTRX00011269	Purchases	2265306	Ideal Supplies Inc	\$195.00	
11/9/2017	347,644	PMTRX00011269	Purchases	2265333	Ideal Supplies Inc	\$180.00	
11/9/2017	347,645	PMTRX00011269	Purchases	2265331	Ideal Supplies Inc	\$180.00	
11/10/2017	347,646	PMTRX00011269	Purchases	2265368	Ideal Supplies Inc	\$190.00	
11/13/2017	348,137	PMTRX00011277	Purchases	2265409	Ideal Supplies Inc	\$305.00	
11/15/2017	348,147	PMTRX00011277	Purchases	2265512	Ideal Supplies Inc	\$150.00	
11/16/2017	348,131	PMTRX00011277	Purchases	2265540	Ideal Supplies Inc	\$180.00	
11/16/2017	348,148	PMTRX00011277	Purchases	2265543	Ideal Supplies Inc	\$180.00	
11/17/2017	348,141	PMTRX00011277	Purchases	2265589	Ideal Supplies Inc	\$180.00	
11/22/2017	348,086	PMTRX00011276	Purchases	9264514	Southern States	\$29.02	
11/30/2017	348,418	GLTRX00045234				\$17,710.48	
11/30/2017	348,418	GLTRX00045234					\$2,704.66
11/30/2017	348,453	PMTRX00011283	Purchases	100911	Bray Trucking Inc.	\$1,495.21	
11/30/2017	348,480	PMTRX00011284	Purchases	2265900	Ideal Supplies Inc	\$180.00	
12/4/2017	348,795	PMTRX00011296	Purchases	2266043	Ideal Supplies Inc	\$180.00	
12/4/2017	348,800	PMTRX00011296	Purchases	2266049	Ideal Supplies Inc	\$180.00	
12/6/2017	348,796	PMTRX00011296	Purchases	2266099	Ideal Supplies Inc	\$390.00	
12/6/2017	348,803	PMTRX00011296	Purchases	2266097	Ideal Supplies Inc	\$255.00	
12/7/2017	348,804	PMTRX00011296	Purchases	2266153	Ideal Supplies Inc	\$180.00	
12/7/2017	348,805	PMTRX00011296	Purchases	2266159	Ideal Supplies Inc	\$600.00	
12/7/2017	348,806	PMTRX00011296	Purchases	2266162	Ideal Supplies Inc	\$120.00	
12/7/2017	348,811	PMTRX00011296	Purchases	2266143	Ideal Supplies Inc	\$201.75	
12/7/2017	348,813	PMTRX00011296	Purchases	2266160	Ideal Supplies Inc	\$180.00	
12/8/2017	348,812	PMTRX00011296	Purchases	2266184	Ideal Supplies Inc	\$300.00	
12/11/2017	349,782	PMTRX00011321	Purchases	2266217	Ideal Supplies Inc	\$134.50	
12/12/2017	349,781	PMTRX00011321	Purchases	2266235	Ideal Supplies Inc	\$171.75	
12/13/2017	349,775	PMTRX00011321	Purchases	2266265	Ideal Supplies Inc	\$180.00	
12/13/2017	349,776	PMTRX00011321	Purchases	2266266	Ideal Supplies Inc	\$134.50	
12/13/2017	349,777	PMTRX00011321	Purchases	2266267	Ideal Supplies Inc	\$180.00	
12/13/2017	349,778	PMTRX00011321	Purchases	2266280	Ideal Supplies Inc	\$134.50	
12/14/2017	349,780	PMTRX00011321	Purchases	2266302	Ideal Supplies Inc	\$249.00	
12/20/2017	349,457	RECVG00002310	Purchases	RCT0000010132	Florence Winwater Works	\$816.00	
12/20/2017	349,793	PMTRX00011321	Purchases	903096	Lowe's	\$9.50	
12/20/2017	349,839	PMTRX00011322	Purchases	9498490	Southern States	\$19.95	
12/21/2017	349,897	PMTRX00011323	Purchases	927226..	Lowe's	\$18.88	
12/21/2017	350,057	PMTRX00011326	Purchases	2266526	Ideal Supplies Inc	\$480.00	
12/21/2017	350,060	PMTRX00011326	Purchases	2266509	Ideal Supplies Inc	\$240.00	
12/31/2017	349,998	GLTRX00045417				\$20,808.11	
12/31/2017	349,998	GLTRX00045417					\$2,695.03
12/31/2017	350,046	PMTRX00011326	Purchases	101573	Bray Trucking Inc.	\$1,318.73	
12/31/2017	350,047	PMTRX00011326	Purchases	101574	Bray Trucking Inc.	\$172.64	
12/31/2017	350,048	PMTRX00011326	Purchases	101575	Bray Trucking Inc.	\$120.00	
Totals:	Account:		620-6003-031	Net Change	Ending Balance	\$174,252.47	\$43,718.14
				\$130,534.33	\$284,462.36		

Account:	620-6005-031	Description:	Materials & Supplies - Dist. Hydrants	Beginning Balance:	\$75,142.95				
Trx Date	Jrnl No.	Orig. Audit Trail	Distribution Reference	Orig. Master Number	Orig. Master Name	Debit	Credit		
7/1/2017	341,714	PMTRX00011113	Purchases	737-58429	KOI Enterprises, Inc	\$112.00			
7/1/2017	342,422	RECVG00002255	Purchases	RCT0000009836	Ferguson Waterworks	\$333.00			
7/27/2017	342,789	RECVG00002258	Purchases	RCT0000009844	Viking Supply, Inc	\$3,244.00			
7/31/2017	342,553	GLTRX00044449				\$5,686.39			
8/1/2017	344,028	PMTRX00011168	Purchases	ADJ-045658	KOI Enterprises, Inc		\$112.00		
8/2/2017	343,080	PMTRX00011147	Purchases	61747	Vogelpohl Fire Equipment, Inc.	\$399.00			
8/11/2017	343,377	PMTRX00011154	Purchases	2262433	Ideal Supplies Inc	\$165.00			
8/31/2017	344,492	GLTRX00044721				\$14,398.98			
8/31/2017	344,492	GLTRX00044721						\$1,233.84	
9/1/2017	344,906	RECVG00002273	Purchases	RCT0000009931	Fortiline, Inc.	\$212.50			
9/21/2017	345,056	PMTRX00011198	Purchases	239180	Crescent Springs Hardware	\$14.97			
9/30/2017	345,443	GLTRX00044845				\$8,801.72			
10/1/2017	346,310	RECVG00002284	Purchases	RCT0000009987	Core & Main	\$3,725.00			
10/20/2017	346,976	RECVG00002292	Purchases	RCT0000010034	Fortiline, Inc.	\$555.96			
10/25/2017	346,935	RECVG00002291	Purchases	RCT0000010024	Fortiline, Inc.	\$408.00			
10/31/2017	347,117	GLTRX00045056				\$12,476.13			
11/30/2017	348,418	GLTRX00045234				\$18,695.23			
11/30/2017	348,418	GLTRX00045234						\$1,376.29	
11/30/2017	348,586	RECVG00002303	Purchases	RCT0000010089	Florence Winwater Works	\$366.45			
12/31/2017	349,998	GLTRX00045417				\$13,119.48			
12/31/2017	349,998	GLTRX00045417						\$1,262.36	
System:	HISTORICAL DETAILED T 10/5/2018		10:45:50 AM	Page:	297	User Date:	10/5/2018	User ID:	skampsen

Account:	620-6006-031	Description:	Materials & Supplies - Dist. Misc. Ma	Beginning Balance:	\$78,729.32	Ending Balance	\$153,872.27	\$82,713.81	\$3,984.49
Trx Date	Jrnl No.	Orig. Audit Trail	Distribution Reference	Orig. Master Number	Orig. Master Name	Debit	Credit		
7/19/2017	342,393	PMTRX00011131	Purchases	5-870-33395	Federal Express	\$48.59			
10/3/2017	345,643	PMTRX00011211	Purchases	73735	Crescent Springs Hardware	\$161.62			
10/10/2017	345,817	PMTRX00011214	Purchases	W11423-1	Arts Rental Equipment & Supply	\$104.50			
11/8/2017	347,636	PMTRX00011268	Purchases	5-986-59002	Federal Express	\$21.76			
					Net Change		Ending Balance		
						\$336.47	\$2,936.23	\$336.47	\$0.00
Account:	620-6009-031	Description:	Inventory Adjustment	Beginning Balance:	\$0.00				
Trx Date	Jrnl No.	Orig. Audit Trail	Distribution Reference	Orig. Master Number	Orig. Master Name	Debit	Credit		
12/31/2017	351,511	GLTRX00045630							\$91,978.76
12/31/2017	351,512	GLTRX00045631						\$8,193.56	
12/31/2017	351,515	GLTRX00045633							\$12,240.88
					Net Change		Ending Balance		
					(\$96,026.08)		(\$96,026.08)	\$8,193.56	\$104,219.64

Account:	620-7001-052	Description:	Office Supplies- Account Service	Beginning Balance:	\$7,733.94			
Trx Date	Jrnl No.	Orig. Audit Trail	Distribution Reference	Orig. Master Number	Orig. Master Name	Debit	Credit	
7/8/2017	342,403	PMTRX00011131	Purchases	3345741317	Staples Advantage	\$129.59		
7/8/2017	342,404	PMTRX00011131	Purchases	3345741315	Staples Advantage	\$28.30		
7/18/2017	342,011	PMTRX00011123	Purchases	382435	Minuteman/Design Press	\$249.00		
7/22/2017	342,759	PMTRX00011138	Purchases	3346890401	Staples Advantage	\$33.77		
8/1/2017	343,077	PMTRX00011147	Purchases	978811	Mailender Inc.	\$132.73		
8/1/2017	343,318	PMTRX00011153	Purchases	1004829311	Pitney Bowes Inc.	\$220.98		
8/2/2017	342,819	PMTRX00011140	Purchases	8575-8	25 Faxcomm Supplies Inc	\$21.52		
8/5/2017	343,404	PMTRX00011155	Purchases	3348670078	Staples Advantage	\$33.66		
8/10/2017	343,272	PMTRX00011151	Purchases	382569	Minuteman/Design Press	\$124.20		
8/19/2017	343,923	PMTRX00011165	Purchases	3349859993	Staples Advantage	\$30.40		
8/29/2017	343,993	PMTRX00011167	Purchases	382707	Minuteman/Design Press	\$124.20		
9/1/2017	344,559	PMTRX00011184	Purchases	982888	Mailender Inc.	\$132.73		
9/1/2017	344,578	PMTRX00011184	Purchases	3350812312	Staples Advantage	\$17.47		
9/1/2017	344,735	PMTRX00011191	Purchases	3304301971 9/17	Pitney Bowes Inc.	\$765.12		
9/13/2017	345,143	PMTRX00011200	Purchases	32395918	Safeguard Business Systems	\$66.30		
9/20/2017	345,060	PMTRX00011198	Purchases	SI-1623310	Dove Data Products, Inc.	\$332.00		
9/26/2017	345,236	PMTRX00011204	Purchases	382874	Minuteman/Design Press	\$117.00		
10/1/2017	346,296	PMTRX00011231	Purchases	3354526606	Staples Advantage	\$23.65		
10/6/2017	346,267	PMTRX00011229	Purchases	986782	Mailender Inc.	\$99.77		
10/7/2017	346,295	PMTRX00011231	Purchases	3355518617	Staples Advantage	\$19.94		

10/12/2017	346,269	PMTRX00011229	Purchases	382979	Minuteman/Design Press	\$124.20		
10/21/2017	346,960	PMTRX00011248	Purchases	3356776712	Staples Advantage	\$149.68		
10/23/2017	346,849	PMTRX00011243	Purchases	SI-1631019	Dove Data Products, Inc.	\$340.00		
10/26/2017	347,205	PMTRX00011254	Purchases	989266	Mailender Inc.	\$257.85		
10/27/2017	346,923	PMTRX00011247	Purchases	383056	Minuteman/Design Press	\$117.00		
11/1/2017	347,561	PMTRX00011267	Purchases	3357675222	Staples Advantage	\$4.67		
11/4/2017	347,685	PMTRX00011269	Purchases	3358659371	Staples Advantage	\$361.27		
11/4/2017	347,686	PMTRX00011269	Purchases	3358659370	Staples Advantage	\$62.90		
11/11/2017	348,088	PMTRX00011276	Purchases	3359271643	Staples Advantage	\$37.98		
11/11/2017	348,089	PMTRX00011276	Purchases	3359271644	Staples Advantage	\$18.93		
11/11/2017	348,090	PMTRX00011276	Purchases	3359271645	Staples Advantage	\$77.90		
11/14/2017	347,667	PMTRX00011269	Purchases	383123	Minuteman/Design Press	\$520.00		
11/18/2017	348,539	PMTRX00011287	Purchases	3359921058	Staples Advantage	\$31.60		
11/21/2017	347,836	PMTRX00011271	Purchases	383168	Minuteman/Design Press	\$124.20		
11/30/2017	348,571	PMTRX00011288	Purchases	SI-1640302	Dove Data Products, Inc.	\$180.00		
12/1/2017	349,234	PMTRX00011307	Purchases	993190	Mailender Inc.	\$106.11		
12/1/2017	349,497	PMTRX00011315	Purchases	3304967891	Pitney Bowes Inc.	\$765.12		
12/1/2017	350,613	PMTRX00011345	Purchases	382388	Minuteman/Design Press	\$88.00		
12/2/2017	349,277	PMTRX00011309	Purchases	3361559020	Staples Advantage	\$49.63		
12/5/2017	348,850	PMTRX00011297	Purchases	993414	Mailender Inc.	\$127.29		
12/14/2017	349,488	PMTRX00011315	Purchases	383332	Minuteman/Design Press	\$132.00		
12/30/2017	350,233	PMTRX00011332	Purchases	3363908290	Staples Advantage	\$24.75		
			Totals:	Account: 620-7001-052	Net Change	Ending Balance		
			Description:	Materials & Supplies-Shop &Tools Fi	\$6,403.41	\$14,137.35	\$6,403.41	\$0.00
Account:	620-7002-051		Distribution Reference	Beginning Balance:	\$2,074.03			
Trx Date	Jrnl No.	Orig. Audit Trail	10:45:50 AM	Orig. Master Number	298	Orig. Master Name	Debit	Credit
System:	HISTORICAL DETAILED T 10/5/2018		Page:	User Date:	10/5/2018	User Date:	ID:	skampsen
N Ky Water District								
7/21/2017	342,533	PMTRX00011133	Purchases	9506470534	Grainger	\$48.83		
7/21/2017	342,547	PMTRX00011133	Purchases	318616	USA Bluebook	\$229.34		
8/1/2017	343,060	PMTRX00011146	Purchases	925536	Lowe's	\$73.21		
8/22/2017	344,287	PMTRX00011175	Purchases	93218595	Rexnord Industries LLC	\$191.28		
9/7/2017	345,239	PMTRX00011204	Purchases	5035664	Mower Express, Inc.	\$40.00		
9/12/2017	345,240	PMTRX00011204	Purchases	5035686	Mower Express, Inc.	\$40.00		
10/1/2017	345,825	PMTRX00011214	Purchases	125241	Bonded Lock Service LLC	\$22.50		
10/1/2017	345,899	PMTRX00011219	Purchases	991475	Lowe's	\$163.85		
10/1/2017	345,907	PMTRX00011219	Purchases	5175-109236	O'Reilly Auto Parts	\$99.94		
10/17/2017	346,368	PMTRX00011232	Purchases	17365	Mower Express, Inc.	\$1,563.84		
11/21/2017	348,570	PMTRX00011288	Purchases	240840	Crescent Springs Hardware	\$16.97		
11/22/2017	348,577	PMTRX00011288	Purchases	925129..	Lowe's	\$154.44		
12/1/2017	349,895	PMTRX00011323	Purchases	927795	Lowe's	\$26.57		
12/12/2017	349,910	PMTRX00011323	Purchases	440698	USA Bluebook	\$403.61		
12/22/2017	349,896	PMTRX00011323	Purchases	927464	Lowe's	\$150.26		
			Totals:	Account: 620-7002-051	Net Change	Ending Balance		
			Description:	Postage- Account Service	\$3,224.64	\$5,298.67	\$3,224.64	\$0.00
Account:	620-7002-052		Distribution Reference	Beginning Balance:	\$76,061.36			
Trx Date	Jrnl No.	Orig. Audit Trail		Orig. Master Number		Orig. Master Name	Debit	Credit
7/6/2017	341,708	PMTRX00011113	Purchases	PO BOX 18640 2017		Erlanger Post Office	\$314.00	
7/31/2017	342,749	PMTRX00011138	Purchases	24067		Literature Fulfillment Services	\$12,959.00	
8/30/2017	344,284	PMTRX00011175	Purchases	24257		Literature Fulfillment Services	\$11,649.60	
9/29/2017	345,921	GLTRX00044919					\$15,089.58	
10/1/2017	345,912	PMTRX00011219	Purchases	8000900010891780OC17		Pitney Bowes Inc.	\$3,000.00	
10/31/2017	347,152	PMTRX00011253	Purchases	24592		Literature Fulfillment Services	\$12,731.39	
11/30/2017	348,490	PMTRX00011285	Purchases	24798		Literature Fulfillment Services	\$9,538.25	
12/14/2017	349,621	PMTRX00011317	Purchases	8000900010891780DC17		Pitney Bowes Inc.	\$3,000.00	
12/27/2017	349,893	PMTRX00011323	Purchases	24909		Literature Fulfillment Services	\$15,615.66	
			Totals:	Account: 620-7002-052	Net Change	Ending Balance		
			Description:	Materials & Supplies - Shops & Tools	\$83,897.48	\$159,958.84	\$83,897.48	\$0.00
Account:	620-7002-056		Distribution Reference	Beginning Balance:	\$15,787.15			
Trx Date	Jrnl No.	Orig. Audit Trail		Orig. Master Number		Orig. Master Name	Debit	Credit
7/1/2017	341,704	PMTRX00011113	Purchases	236770		Crescent Springs Hardware	\$45.96	
7/1/2017	341,705	PMTRX00011113	Purchases	236574		Crescent Springs Hardware	\$23.97	
7/1/2017	341,722	PMTRX00011113	Purchases	86175		R & M Welding Products Inc	\$94.78	
7/12/2017	341,980	PMTRX00011121	Purchases	427221		Ohio Valley Gasket	\$1,471.66	

7/13/2017	341,750	PMTRX00011114	Purchases	237219	Crescent Springs Hardware	\$321.07			
7/13/2017	341,876	PMTRX00011117	Purchases	237243	Crescent Springs Hardware	\$49.87			
7/14/2017	341,895	PMTRX000111117	Purchases	KYERL229246	Fastenal Company	\$853.50			
7/20/2017	342,526	PMTRX00011133	Purchases	814	Battery Neighbor LLC	\$255.60			
7/26/2017	342,528	PMTRX00011133	Purchases	KYERL229620	Fastenal Company	\$21.59			
8/1/2017	343,061	PMTRX00011146	Purchases	952159	Lowe's	\$252.60			
8/1/2017	343,062	PMTRX00011146	Purchases	237709	Crescent Springs Hardware	\$49.28			
8/1/2017	343,699	PMTRX00011162	Purchases	86801	R & M Welding Products Inc	\$97.88			
8/3/2017	343,059	PMTRX00011146	Purchases	427696	Ohio Valley Gasket	\$3,010.77			
8/17/2017	343,756	PMTRX00011163	Purchases	894252	R & M Welding Products Inc	\$393.55			
8/18/2017	344,000	PMTRX00011167	Purchases	894544	R & M Welding Products Inc	\$26.35			
8/23/2017	343,997	PMTRX00011167	Purchases	894729	R & M Welding Products Inc	\$457.52			
8/25/2017	343,988	PMTRX00011167	Purchases	KYERL230671	Fastenal Company	\$1,473.15			
8/25/2017	343,998	PMTRX00011167	Purchases	894730	R & M Welding Products Inc	\$2.80			
8/25/2017	343,999	PMTRX00011167	Purchases	894728	R & M Welding Products Inc	\$28.26			
8/29/2017	343,978	PMTRX00011167	Purchases	652742	A & S Electric Supply, Inc.	\$43.77			
9/1/2017	344,666	PMTRX00011189	Purchases	238366	Crescent Springs Hardware	\$2.58			
9/1/2017	344,703	PMTRX00011190	Purchases	405680	Florence Hardware & Industrial Supply	\$57.34			
9/1/2017	344,704	PMTRX00011190	Purchases	119486 01	Florence Winwater Works	\$4,260.00			
9/1/2017	344,736	PMTRX00011191	Purchases	87412	R & M Welding Products Inc	\$97.88			
9/5/2017	344,885	PMTRX00011193	Purchases	895437	R & M Welding Products Inc	\$27.89			
9/7/2017	344,696	PMTRX00011190	Purchases	KYERL231015	Fastenal Company	\$1,237.43			
9/19/2017	344,909	RECVG00002273	Purchases	RCT0000009934	Fortiline, Inc.	\$1,733.75			
9/20/2017	345,142	PMTRX00011200	Purchases	896261	R & M Welding Products Inc	\$27.89			
9/25/2017	345,596	PMTRX00011209	Purchases	896597	R & M Welding Products Inc	\$145.99			
9/27/2017	345,539	PMTRX00011207	Purchases	120184 01	Florence Winwater Works	\$734.40			
10/1/2017	345,902	PMTRX00011219	Purchases	382844	Minuteman/Design Press	\$88.00			
10/1/2017	345,906	PMTRX00011219	Purchases	1802-307448	O'Reilly Auto Parts	\$18.96			
10/1/2017	345,930	PMTRX00011221	Purchases	88100	R & M Welding Products Inc	\$94.78			
10/1/2017	345,931	PMTRX00011221	Purchases	897050	R & M Welding Products Inc	\$27.89			
10/6/2017	345,842	PMTRX00011214	Purchases	239693	Crescent Springs Hardware	\$25.96			
10/9/2017	346,371	PMTRX00011232	Purchases	429090	Ohio Valley Gasket	\$188.90			
10/10/2017	346,983	PMTRX00011249	Purchases	B370779	Cottingham True Value	\$49.96			
System:	HISTORICAL DETAILED T	10/5/2018	10:45:50 AM	Page:	299	User Date:	10/5/2018	User ID:	skampsen
N Ky Water District									
10/18/2017	346,630	PMTRX00011241	Purchases	125521	Bonded Lock Service LLC	\$168.06			
10/23/2017	346,629	PMTRX00011241	Purchases	268168-4	Arts Rental Equipment & Supply	\$108.00			
10/25/2017	346,987	PMTRX00011249	Purchases	KYERL232717	Fastenal Company	\$1,365.60			
11/1/2017	347,442	PMTRX00011260	Purchases	240139	Crescent Springs Hardware	\$17.98			
11/1/2017	347,443	PMTRX00011260	Purchases	239735	Crescent Springs Hardware	\$65.98			
11/1/2017	347,444	PMTRX00011260	Purchases	239756	Crescent Springs Hardware	\$11.99			
11/1/2017	347,454	PMTRX00011261	Purchases	KYERL232898	Fastenal Company	\$143.85			
11/1/2017	347,514	PMTRX00011263	Purchases	88729	R & M Welding Products Inc	\$97.88			
11/7/2017	347,580	PMTRX00011268	Purchases	17-314035	A & B Deburring Co.	\$130.01			
11/8/2017	347,906	PMTRX00011273	Purchases	899516	R & M Welding Products Inc	\$64.59			
11/8/2017	348,569	PMTRX00011288	Purchases	240538	Crescent Springs Hardware	\$90.10			
11/8/2017	348,575	PMTRX00011288	Purchases	952275	Lowe's	\$115.71			
11/16/2017	347,934	PMTRX00011274	Purchases	KYERL233449	Fastenal Company	\$154.43			
11/17/2017	348,193	PMTRX00011279	Purchases	9003138237	Zep Sales & Service	\$834.51			
11/21/2017	348,183	PMTRX00011279	Purchases	120236 01	Florence Winwater Works	\$950.00			
11/30/2017	348,579	PMTRX00011288	Purchases	89338	R & M Welding Products Inc	\$94.78			
12/1/2017	349,881	PMTRX00011323	Purchases	A241428	Cottingham True Value	\$109.98			
12/1/2017	350,042	PMTRX00011326	Purchases	120236 01.	Florence Winwater Works	\$950.00			
12/5/2017	348,843	RECVG00002304	Purchases	RCT0000010103	Fortiline, Inc.	\$562.00			
12/6/2017	348,869	PMTRX00011297	Purchases	901325	R & M Welding Products Inc	\$63.97			
12/7/2017	349,319	PMTRX00011310	Purchases	901797	R & M Welding Products Inc	\$310.48			
12/7/2017	349,320	PMTRX00011310	Purchases	901795	R & M Welding Products Inc	\$141.30			
12/8/2017	348,939	PMTRX00011301	Purchases	KYERL234120	Fastenal Company	\$588.50			
12/8/2017	349,292	RECVG00002308	Purchases	RCT0000010126	Pollard Water	\$279.75			
12/8/2017	349,292	RECVG00002308	Freight	RCT0000010126	Pollard Water	\$20.06			
12/8/2017	349,310	PMTRX00011310	Purchases	KYERL234119	Fastenal Company	\$57.91			
12/12/2017	349,309	PMTRX00011310	Purchases	KYERL234216	Fastenal Company	\$177.43			
12/12/2017	350,035	PMTRX00011326	Purchases	241408	Crescent Springs Hardware	\$48.98			
12/12/2017	350,036	PMTRX00011326	Purchases	241418	Crescent Springs Hardware	\$22.94			

12/13/2017	349,312	PMTRX00011310	Purchases	121353 00	Florence Winwater Works	\$177.12		
12/13/2017	349,313	PMTRX00011310	Purchases	120383 01	Florence Winwater Works	\$459.46		
12/13/2017	349,321	PMTRX00011310	Purchases	901798	R & M Welding Products Inc	\$119.14		
12/13/2017	350,037	PMTRX00011326	Purchases	241434	Crescent Springs Hardware	\$15.48		
12/14/2017	350,038	PMTRX00011326	Purchases	241475	Crescent Springs Hardware	\$141.91		
12/19/2017	349,593	PMTRX00011317	Purchases	852	Battery Neighbor LLC	\$138.24		
12/21/2017	350,024	PMTRX00011326	Purchases	142621	Flashlight Outlet	\$619.31		
12/27/2017	349,598	PMTRX00011317	Purchases	241734	Crescent Springs Hardware	\$33.12		
12/28/2017	350,040	PMTRX00011326	Purchases	121404 01	Florence Winwater Works	\$389.20		
12/31/2017	350,229	PMTRX00011332	Purchases	89954	R & M Welding Products Inc	\$97.88		
			Totals:	Account:	620-7002-056	Net Change	Ending Balance	
Account:	620-7003-051		Description:	Safety Supplies- Field Service	Beginning Balance:	\$27,731.16	\$43,518.31	\$27,731.16
Trx Date	Jrnl No.	Orig. Audit Trail	Distribution Reference	Orig. Master Number	Orig. Master Name	Debit	Credit	
7/1/2017	342,016	PMTRX00011123	Purchases	INV4045908	Orr Safety Corporation	\$29.04		
7/11/2017	342,023	PMTRX00011123	Purchases	71017	Randy's Rugged Wear	\$384.98		
8/14/2017	343,770	PMTRX00011163	Purchases	902685	Lowe's	\$213.57		
8/23/2017	343,769	PMTRX00011163	Purchases	903807	Lowe's	\$132.88		
10/5/2017	346,390	PMTRX00011233	Purchases	253067	Safety Shoe Distributors	\$136.99		
10/16/2017	346,946	PMTRX00011248	Purchases	101617	Randy's Rugged Wear	\$337.98		
12/4/2017	349,202	PMTRX00011306	Purchases	142598	Fisher Scientific	\$598.08		
12/4/2017	349,330	PMVVR00001354	Purchases	142598	Fisher Scientific			\$598.08
12/4/2017	349,332	PMTRX00011311	Purchases	142598	Flashlight Outlet	\$598.08		
			Totals:	Account:	620-7003-051	Net Change	Ending Balance	
Account:	620-7003-056		Description:	Safety - Meter Shop	Beginning Balance:	\$1,833.52	\$2,593.88	\$2,431.60
Trx Date	Jrnl No.	Orig. Audit Trail	Distribution Reference	Orig. Master Number	Orig. Master Name	Debit	Credit	
7/11/2017	342,023	PMTRX00011123	Purchases	71017	Randy's Rugged Wear	\$374.99		
7/29/2017	342,757	PMTRX00011138	Purchases	C-010170	Red Wing Shoes	\$169.99		
8/1/2017	343,069	PMTRX00011147	Purchases	INV4077420	Orr Safety Corporation	\$570.66		
8/1/2017	343,071	PMTRX00011147	Purchases	INV4077064	Orr Safety Corporation	\$310.38		
8/14/2017	343,770	PMTRX00011163	Purchases	902685	Lowe's	\$40.83		
8/16/2017	343,754	PMTRX00011163	Purchases	81617	Randy's Rugged Wear	\$139.99		
10/1/2017	346,030	PMTRX00011224	Purchases	902143	Lowe's	\$142.38		
11/11/2017	347,839	PMTRX00011271	Purchases	110917	Randy's Rugged Wear	\$199.99		
12/13/2017	349,229	PMTRX00011307	Purchases	925504	Lowe's	\$159.60		
			Totals:	Account:	620-7003-056	Net Change	Ending Balance	
System:	HISTORICAL DETAILED T 10/5/2018		10:45:50 AM	Page:	300	\$2,108.81	\$4,346.72	\$2,108.81
N Ky Water District				User Date:	10/5/2018	User ID:	skampsen	
Account:	620-7004-050		Description:	Safety Supplies- Meter Reading	Beginning Balance:	\$200.00		
Trx Date	Jrnl No.	Orig. Audit Trail	Distribution Reference	Orig. Master Number	Orig. Master Name	Debit	Credit	
			Totals:	Account:	620-7004-050	Net Change	Ending Balance	*No transactions for this account*
Account:	620-7004-056		Description:	Water Haul Facilities Maint.	Beginning Balance:	\$0.00	\$200.00	\$0.00
Trx Date	Jrnl No.	Orig. Audit Trail	Distribution Reference	Orig. Master Number	Orig. Master Name	Debit	Credit	
			Totals:	Account:	620-7004-056	Net Change	Ending Balance	*No transactions for this account*
Account:	620-8000-072		Description:	Office Supplies- Executive Mgt	Beginning Balance:	\$0.00	\$239.04	\$0.00
Trx Date	Jrnl No.	Orig. Audit Trail	Distribution Reference	Orig. Master Number	Orig. Master Name	Debit	Credit	
7/18/2017	342,011	PMTRX00011123	Purchases	382435	Minuteman/Design Press	\$9.75		
7/27/2017	342,607	PMTRX00011136	Purchases	15 BOOK COPIES 7/17	Taylor, Arnold	\$198.00		
8/10/2017	343,272	PMTRX00011151	Purchases	382569	Minuteman/Design Press	\$10.35		
8/29/2017	343,993	PMTRX00011167	Purchases	382707	Minuteman/Design Press	\$10.35		
9/26/2017	345,236	PMTRX00011204	Purchases	382874	Minuteman/Design Press	\$9.75		
10/12/2017	346,269	PMTRX00011229	Purchases	382979	Minuteman/Design Press	\$10.35		
10/27/2017	346,923	PMTRX00011247	Purchases	383056	Minuteman/Design Press	\$9.75		
11/21/2017	347,836	PMTRX00011271	Purchases	383168	Minuteman/Design Press	\$10.35		
			Totals:	Account:	620-8000-072	Net Change	Ending Balance	
Account:	620-8000-074		Description:	Materials/Supplies - BK/Acct.	Beginning Balance:	\$268.65	\$354.95	\$268.65
Trx Date	Jrnl No.	Orig. Audit Trail	Distribution Reference	Orig. Master Number	Orig. Master Name	Debit	Credit	



7/5/2017	342,657	CMADJ00001299	Cash Account Offset	OIN000037255	Reconciliation Adjustment		\$12.50		
7/8/2017	342,403	PMTRX00011131	Purchases	3345741317	Staples Advantage	\$3.99			
7/8/2017	342,404	PMTRX00011131	Purchases	3345741315	Staples Advantage	\$2.36			
7/18/2017	342,011	PMTRX00011123	Purchases	382435	Minuteman/Design Press	\$9.75			
7/22/2017	342,759	PMTRX00011138	Purchases	3346890401	Staples Advantage	\$2.81			
8/1/2017	343,077	PMTRX00011147	Purchases	978811	Mailender Inc.	\$11.06			
8/2/2017	342,819	PMTRX00011140	Purchases	8575-8	25 Faxcomm Supplies Inc	\$1.79			
8/4/2017	343,357	PMTRX00011154	Purchases	SI-1612587	Dove Data Products, Inc.	\$218.00			
8/5/2017	343,404	PMTRX00011155	Purchases	3348670078	Staples Advantage	\$0.93			
8/10/2017	343,272	PMTRX00011151	Purchases	382569	Minuteman/Design Press	\$10.35			
8/15/2017	343,639	PMTRX00011159	Purchases	SI-1614723	Dove Data Products, Inc.	\$130.00			
8/19/2017	343,923	PMTRX00011165	Purchases	3349859993	Staples Advantage	\$2.53			
8/29/2017	343,993	PMTRX00011167	Purchases	382707	Minuteman/Design Press	\$10.35			
9/1/2017	344,559	PMTRX00011184	Purchases	982888	Mailender Inc.	\$11.06			
9/1/2017	344,578	PMTRX00011184	Purchases	3350812312	Staples Advantage	\$1.46			
9/13/2017	345,143	PMTRX00011200	Purchases	32395918	Safeguard Business Systems	\$217.95			
9/20/2017	345,060	PMTRX00011198	Purchases	SI-1623310	Dove Data Products, Inc.	\$195.00			
9/26/2017	345,236	PMTRX00011204	Purchases	382874	Minuteman/Design Press	\$9.75			
10/1/2017	346,296	PMTRX00011231	Purchases	3354526606	Staples Advantage	\$1.97			
10/1/2017	346,297	PMTRX00011231	Purchases	3354526607	Staples Advantage	\$136.99			
10/6/2017	346,267	PMTRX00011229	Purchases	986782	Mailender Inc.	\$8.31			
10/7/2017	346,295	PMTRX00011231	Purchases	3355518617	Staples Advantage	\$1.20			
10/12/2017	346,269	PMTRX00011229	Purchases	382979	Minuteman/Design Press	\$10.35			
10/26/2017	347,205	PMTRX00011254	Purchases	989266	Mailender Inc.	\$21.49			
10/27/2017	346,923	PMTRX00011247	Purchases	383056	Minuteman/Design Press	\$9.75			
10/31/2017	347,121	GLTRX00045060				\$7.50			
10/31/2017	347,124	GLTRX00045063				\$7.50			
11/1/2017	347,561	PMTRX00011267	Purchases	3357675222	Staples Advantage	\$0.39			
11/4/2017	347,552	PMTRX00011267	Purchases	32498077	Safeguard Business Systems	\$132.85			
11/4/2017	347,685	PMTRX00011269	Purchases	3358659371	Staples Advantage	\$64.25			
11/11/2017	348,089	PMTRX00011276	Purchases	3359271644	Staples Advantage	\$1.58			
11/11/2017	348,091	PMTRX00011276	Purchases	3359271647	Staples Advantage	\$288.56			
11/18/2017	348,538	PMTRX00011287	Purchases	3359921059	Staples Advantage	\$63.98			
11/18/2017	348,539	PMTRX00011287	Purchases	3359921058	Staples Advantage	\$2.63			
11/21/2017	347,836	PMTRX00011271	Purchases	383168	Minuteman/Design Press	\$10.35			
11/30/2017	348,347	GLTRX00045213				\$7.50			
11/30/2017	348,351	GLTRX00045216				\$7.50			
12/1/2017	349,234	PMTRX00011307	Purchases	993190	Mailender Inc.	\$8.84			
12/2/2017	349,277	PMTRX00011309	Purchases	3361559020	Staples Advantage	\$1.02			
12/5/2017	348,850	PMTRX00011297	Purchases	993414	Mailender Inc.	\$10.61			
12/16/2017	349,906	PMTRX00011323	Purchases	3362777461	Staples Advantage	\$50.34			
12/20/2017	350,070	PMTRX00011326	Purchases	32588831	Safeguard Business Systems	\$363.46			
System:	HISTORICAL DETAILED T 10/5/2018		10:45:50 AM	Page:	301	User Date:	10/5/2018	User ID:	skampsen
N Ky Water District									
12/26/2017	350,069	PMTRX00011326	Purchases	32595747	Safeguard Business Systems	\$35.35			
12/30/2017	350,233	PMTRX00011332	Purchases	3363908290	Staples Advantage	\$2.06			
Totals:				Account:	620-8000-074	Net Change	Ending Balance	\$2,080.47	\$27.50
Account:	620-8000-078	Description:		Materials & Supplies - HR/Info Syste	Beginning Balance:	\$2,052.97	\$3,055.77		
Trx Date	Jrnl No.	Orig. Audit Trail	Distribution Reference	Orig. Master Number		\$6,711.81		Debit	Credit
7/3/2017	342,024	PMTRX00011123	Purchases	454605	St. Elizabeth Business Health	\$831.00			
7/6/2017	341,647	PMTRX00011112	Purchases	SI-1605407	Dove Data Products, Inc.	\$398.00			
7/8/2017	342,404	PMTRX00011131	Purchases	3345741315	Staples Advantage	\$7.07			
7/18/2017	342,011	PMTRX00011123	Purchases	382435	Minuteman/Design Press	\$29.25			
7/19/2017	342,385	PMTRX00011131	Purchases	JND6441	CDW Government Inc.	\$266.02			
7/22/2017	342,759	PMTRX00011138	Purchases	3346890401	Staples Advantage	\$8.44			
8/1/2017	343,077	PMTRX00011147	Purchases	978811	Mailender Inc.	\$33.18			
8/1/2017	343,405	PMTRX00011155	Purchases	456160	St. Elizabeth Business Health	\$654.00			
8/2/2017	342,819	PMTRX00011140	Purchases	8575-8	25 Faxcomm Supplies Inc	\$5.38			
8/5/2017	343,404	PMTRX00011155	Purchases	3348670078	Staples Advantage	\$2.80			
8/10/2017	343,272	PMTRX00011151	Purchases	382569	Minuteman/Design Press	\$31.05			
8/14/2017	343,392	PMTRX00011155	Purchases	382590	Minuteman/Design Press	\$35.00			
8/16/2017	343,754	PMTRX00011163	Purchases	81617	Randy's Rugged Wear	\$114.99			
8/19/2017	343,923	PMTRX00011165	Purchases	3349859993	Staples Advantage	\$7.60			

8/24/2017	343,897	PMTRX00011165	Purchases	JXD6028	CDW Government Inc.	\$85.69		
8/29/2017	343,993	PMTRX00011167	Purchases	382707	Minuteman/Design Press	\$31.05		
9/1/2017	344,559	PMTRX00011184	Purchases	982888	Mailender Inc.	\$33.18		
9/1/2017	344,578	PMTRX00011184	Purchases	3350812312	Staples Advantage	\$4.37		
9/1/2017	344,892	PMTRX00011193	Purchases	457167	St. Elizabeth Business Health	\$622.00		
9/8/2017	345,136	PMTRX00011200	Purchases	382785	Minuteman/Design Press	\$160.00		
9/26/2017	345,236	PMTRX00011204	Purchases	382874	Minuteman/Design Press	\$29.25		
10/1/2017	346,296	PMTRX00011231	Purchases	3354526606	Staples Advantage	\$33.70		
10/2/2017	346,578	PMTRX00011237	Purchases	458490	St. Elizabeth Business Health	\$710.00		
10/6/2017	346,267	PMTRX00011229	Purchases	986782	Mailender Inc.	\$24.94		
10/7/2017	346,295	PMTRX00011231	Purchases	3355518617	Staples Advantage	\$3.59		
10/12/2017	346,269	PMTRX00011229	Purchases	382979	Minuteman/Design Press	\$31.05		
10/14/2017	346,575	PMTRX00011237	Purchases	3356120853	Staples Advantage	\$167.90		
10/24/2017	347,225	PMTRX00011255	Purchases	989267	Mailender Inc.	\$118.20		
10/26/2017	347,205	PMTRX00011254	Purchases	989266	Mailender Inc.	\$64.46		
10/27/2017	346,923	PMTRX00011247	Purchases	383056	Minuteman/Design Press	\$29.25		
11/1/2017	347,561	PMTRX00011267	Purchases	3357675222	Staples Advantage	\$1.17		
11/1/2017	347,908	PMTRX00011273	Purchases	459763	St. Elizabeth Business Health	\$454.00		
11/11/2017	348,087	PMTRX00011276	Purchases	3359271641	Staples Advantage	\$122.14		
11/11/2017	348,089	PMTRX00011276	Purchases	3359271644	Staples Advantage	\$4.73		
11/18/2017	348,539	PMTRX00011287	Purchases	3359921058	Staples Advantage	\$7.90		
11/18/2017	348,540	PMTRX00011287	Purchases	3359921054	Staples Advantage	\$96.29		
11/18/2017	348,542	PMTRX00011287	Purchases	3359921056	Staples Advantage	\$111.56		
11/21/2017	347,836	PMTRX00011271	Purchases	383168	Minuteman/Design Press	\$31.05		
12/1/2017	349,234	PMTRX00011307	Purchases	993190	Mailender Inc.	\$26.53		
12/1/2017	349,499	PMTRX00011315	Purchases	461795	St. Elizabeth Business Health	\$779.00		
12/2/2017	349,277	PMTRX00011309	Purchases	3361559020	Staples Advantage	\$3.06		
12/5/2017	348,850	PMTRX00011297	Purchases	993414	Mailender Inc.	\$31.82		
12/9/2017	349,501	PMTRX00011315	Purchases	3362121173	Staples Advantage	\$52.45		
12/19/2017	350,616	PMTRX00011345	Purchases	INV4080822	Verizon Wireless	\$1,200.00		
12/28/2017	349,883	PMTRX00011323	Purchases	2004482	Dove Data Products, Inc.	\$505.00		
12/30/2017	350,233	PMTRX00011332	Purchases	3363908290	Staples Advantage	\$6.19		
			Totals:	Account: 620-8000-078	Net Change	Ending Balance		
Account:	620-8000-079		Description:	Materials & Supplies Adm.	\$8,005.30	\$14,717.11	\$8,005.30	\$0.00
Trx Date	Jrnl No.	Orig. Audit Trail	Distribution Reference	Beginning Balance:	\$2,442.57			
7/8/2017	342,404	PMTRX00011131	Purchases	Orig. Master Number			Debit	Credit
7/22/2017	342,759	PMTRX00011138	Purchases	3345741315	Staples Advantage		\$2.36	
8/1/2017	343,077	PMTRX00011147	Purchases	3346890401	Staples Advantage		\$2.81	
8/2/2017	342,819	PMTRX00011140	Purchases	978811	Mailender Inc.		\$11.06	
8/5/2017	343,400	PMTRX00011155	Purchases	8575-8	25 Faxcomm Supplies Inc		\$1.79	
8/5/2017	343,404	PMTRX00011155	Purchases	3348670079	Staples Advantage		\$55.77	
8/12/2017	343,710	PMTRX00011162	Purchases	3348670078	Staples Advantage		\$0.93	
8/16/2017	343,235	GLTRX00044537		3349244613	Staples Advantage		\$170.32	
8/19/2017	343,923	PMTRX00011165	Purchases				\$7.69	
9/1/2017	344,559	PMTRX00011184	Purchases	3349859993	Staples Advantage		\$2.53	
9/1/2017	344,578	PMTRX00011184	Purchases	982888	Mailender Inc.		\$36.17	
9/1/2017	344,578	PMTRX00011184	Purchases	3350812312	Staples Advantage		\$1.46	
9/1/2017	344,579	PMTRX00011184	Purchases	3350812313	Staples Advantage		\$17.74	
9/1/2017	344,580	PMTRX00011184	Purchases	3350812316	Staples Advantage		\$57.72	
System:	HISTORICAL DETAILED T 10/5/2018		10:45:50 AM	Page:	User Date:	10/5/2018	User ID:	skampsen
N Ky Water District								
9/18/2017	344,836	GLTRX00044756					\$29.40	
10/1/2017	346,296	PMTRX00011231	Purchases	3354526606	Staples Advantage		\$1.97	
10/6/2017	346,267	PMTRX00011229	Purchases	986782	Mailender Inc.		\$8.31	
10/7/2017	346,295	PMTRX00011231	Purchases	3355518617	Staples Advantage		\$1.20	
10/14/2017	346,576	PMTRX00011237	Purchases	3356120854	Staples Advantage		\$68.29	
10/14/2017	346,577	PMTRX00011237	Purchases	3356120855	Staples Advantage		\$7.49	
10/21/2017	346,961	PMTRX00011248	Purchases	3356776713	Staples Advantage		\$29.97	
10/26/2017	347,205	PMTRX00011254	Purchases	989266	Mailender Inc.		\$21.49	
11/1/2017	347,561	PMTRX00011267	Purchases	3357675222	Staples Advantage		\$0.39	
11/4/2017	347,685	PMTRX00011269	Purchases	3358659371	Staples Advantage		\$24.10	
11/11/2017	348,089	PMTRX00011276	Purchases	3359271644	Staples Advantage		\$1.58	
11/16/2017	347,521	GLTRX00045106					\$7.69	
11/18/2017	348,538	PMTRX00011287	Purchases	3359921059	Staples Advantage		\$57.99	

11/18/2017	348,539	PMTRX00011287	Purchases	3359921058	Staples Advantage	\$2.63	
12/1/2017	349,234	PMTRX00011307	Purchases	993190	Mailender Inc.	\$8.84	
12/1/2017	349,751	PMTRX00011319	Purchases	3880	City of Cold Spring	\$229.50	
12/1/2017	349,752	PMTRX00011319	Purchases	3886	City of Cold Spring	\$13.50	
12/2/2017	349,277	PMTRX00011309	Purchases	3361559020	Staples Advantage	\$1.02	
12/5/2017	348,850	PMTRX00011297	Purchases	993414	Mailender Inc.	\$10.61	
12/30/2017	349,749	PMTRX00011319	Purchases	4125	City of Cold Spring	\$229.50	
12/30/2017	349,750	PMTRX00011319	Purchases	4131	City of Cold Spring	\$13.50	
12/30/2017	350,232	PMTRX00011332	Purchases	3363908291	Staples Advantage	\$53.10	
12/30/2017	350,233	PMTRX00011332	Purchases	3363908290	Staples Advantage	\$2.06	
12/31/2017	350,603	GLTRX00045498				\$50.00	

Account:	620-8000-085	Totals:	Account:	620-8000-079	Net Change	Ending Balance		
			Materials & Supplies - Central facility	Beginning Balance:	\$1,242.48	\$3,685.05	\$1,242.48	\$0.00

Trx Date	Jrnl No.	Orig. Audit Trail	Description Reference	Orig. Master Number	Orig. Master Name	Debit	Credit
7/7/2017	341,991	PMTRX00011121	Purchases	334926102	US Bank Equipment Finance	\$1,076.70	
7/25/2017	342,677	PMTRX00011137	Purchases	139557	A-1 Electric Motor Service	\$142.08	
7/26/2017	342,704	PMTRX00011137	Purchases	161-S101174252.001	Johnstone Supply	\$9.20	
8/2/2017	342,800	PMTRX00011140	Purchases	230503-3	Arts Rental Equipment & Supply	\$595.00	
8/7/2017	343,415	PMTRX00011155	Purchases	336984901	US Bank Equipment Finance	\$1,076.70	
9/1/2017	345,230	PMTRX00011204	Purchases	903318	Lowe's	\$6.88	
9/6/2017	344,683	PMTRX00011190	Purchases	141201	A-1 Electric Motor Service	\$211.58	
9/6/2017	344,965	PMTRX00011195	Purchases	339184772	US Bank Equipment Finance	\$1,184.37	
9/21/2017	345,132	PMTRX00011199	Purchases	941346	Lowe's	\$259.34	
9/25/2017	345,227	PMTRX00011204	Purchases	952594	Lowe's	\$26.83	
9/25/2017	345,666	PMTRX00011211	Purchases	3189334	Trane U.S., Inc.	\$810.00	
10/1/2017	346,152	GLTRX00044930				\$792.94	
10/5/2017	345,874	PMTRX00011216	Purchases	302723995	Hillyard Kentucky	\$876.45	
10/6/2017	346,303	PMTRX00011231	Purchases	341516151	US Bank Equipment Finance	\$1,076.70	
11/1/2017	347,319	PMTRX00011258	Purchases	602753732	Hillyard Kentucky	\$87.72	
11/6/2017	347,691	PMTRX00011269	Purchases	343672242	US Bank Equipment Finance	\$1,076.70	
11/22/2017	348,527	PMTRX00011287	Purchases	29653	Patron Graphics	\$236.08	
12/6/2017	349,224	PMTRX00011307	Purchases	952773	Lowe's	\$278.37	
12/7/2017	349,288	PMTRX00011309	Purchases	345881486	US Bank Equipment Finance	\$1,169.26	
12/15/2017	349,631	PMTRX00011317	Purchases	346427438	US Bank Equipment Finance	\$79.50	
12/31/2017	350,603	GLTRX00045498				\$194.06	

Account:	620-8001-078	Totals:	Account:	620-8000-085	Net Change	Ending Balance		
			Computer Supplies	Beginning Balance:	\$11,266.46	\$28,042.15	\$11,266.46	\$0.00

Trx Date	Jrnl No.	Orig. Audit Trail	Description Reference	Orig. Master Number	Orig. Master Name	Debit	Credit
7/1/2017	341,744	PMTRX00011114	Purchases	HWL8050	CDW Government Inc.	\$606.79	
7/1/2017	341,745	PMTRX00011114	Purchases	JCN6894	CDW Government Inc.		\$606.79
7/1/2017	342,031	PMTRX00011123	Purchases	JHX7969	CDW Government Inc.	\$598.25	
7/1/2017	342,032	PMTRX00011123	Purchases	JHZ6555	CDW Government Inc.	\$113.26	
7/10/2017	341,701	PMTRX00011113	Purchases	JKZ8326	CDW Government Inc.	\$177.15	
7/13/2017	342,030	PMTRX00011123	Purchases	JLV8142	CDW Government Inc.	\$313.45	
8/3/2017	343,201	PMTRX00011150	Purchases	JRM0900	CDW Government Inc.	\$71.51	
9/1/2017	344,510	PMTRX00011182	Purchases	JTR2137	CDW Government Inc.	\$81.95	
9/8/2017	344,710	PMTRX00011190	Purchases	60300084	Hewlett-Packard	\$450.00	
9/19/2017	345,050	PMTRX00011198	Purchases	KFN5238	CDW Government Inc.	\$22.97	
10/1/2017	346,152	GLTRX00044930				\$240.22	
10/3/2017	346,171	PMTRX00011227	Purchases	KJX0680	CDW Government Inc.	\$350.85	
10/3/2017	346,172	PMTRX00011227	Purchases	KJW5725	CDW Government Inc.	\$169.18	
10/30/2017	346,982	PMTRX00011249	Purchases	KQN3636	CDW Government Inc.	\$219.51	
11/1/2017	347,585	PMTRX00011268	Purchases	KQV2735	CDW Government Inc.	\$44.53	
11/13/2017	347,584	PMTRX00011268	Purchases	KTP6065	CDW Government Inc.	\$325.07	

System: HISTORICAL DETAILED T 10/5/2018 10:45:50 AM Page: 303 User Date: 10/5/2018 User ID: skampsen

11/27/2017	348,121	PMTRX00011277	Purchases	KXG2298	CDW Government Inc.	\$163.85	
11/28/2017	348,456	PMTRX00011283	Purchases	KXJ5081	CDW Government Inc.	\$62.77	
12/20/2017	349,155	GLTRX00045297				\$15.89	
12/31/2017	350,603	GLTRX00045498				\$48.23	

Account:	620-8001-078	Totals:	Account:	620-8001-078	Net Change	Ending Balance		
					\$3,468.64	\$12,550.59	\$4,075.43	\$606.79

Account:	620-8001-079		Description:	Dues & subscriptions-District	Beginning Balance:	\$9,755.00			
Trx Date	Jrnl No.	Orig. Audit Trail	Distribution Reference		Orig. Master Number	Orig. Master Name		Debit	Credit
7/10/2017	341,702	PMTRX00011113	Purchases		ACCT 5830354 07/17	Business Courier		\$100.00	
			Totals:	Account:	620-8001-079	Net Change	Ending Balance		
				Materials & Supplies Safety	Beginning Balance:	\$100.00	\$9,855.00	\$100.00	\$0.00
Account:	620-8002-078		Description:		Orig. Master Number	Orig. Master Name		Debit	Credit
Trx Date	Jrnl No.	Orig. Audit Trail	Distribution Reference						
7/1/2017	342,012	PMTRX00011123	Purchases		99111015	Mine Safety Appliances Co. LLC		\$463.82	
7/5/2017	342,001	PMTRX00011123	Purchases		54474	Biederman Co., Inc., R.P.		\$81.00	
8/8/2017	343,771	PMTRX00011163	Purchases		99174960	Mine Safety Appliances Co. LLC		\$464.94	
8/12/2017	343,709	PMTRX00011162	Purchases		3349244611	Staples Advantage		\$81.57	
8/18/2017	343,772	PMTRX00011163	Purchases		INV4103961	Orr Safety Corporation		\$50.52	
8/21/2017	343,767	PMTRX00011163	Purchases		654499	Abco Safety		\$20.65	
9/1/2017	345,194	PMTRX00011202	Purchases		22043872	American Red Cross		\$27.00	
9/1/2017	345,238	PMTRX00011204	Purchases		99196347	Mine Safety Appliances Co. LLC		\$463.84	
9/1/2017	345,250	PMTRX00011205	Purchases		INV4112728	Orr Safety Corporation		\$204.21	
9/27/2017	345,418	CMTRX00008175	Bank Transaction Entry		RCT000037660				\$150.00
9/27/2017	345,418	CMTRX00008175	Bank Transaction Entry		RCT000037660				\$50.00
9/27/2017	345,418	CMTRX00008175	Bank Transaction Entry		RCT000037660				\$250.00
10/1/2017	346,030	PMTRX00011224	Purchases		902143	Lowe's		\$56.06	
10/1/2017	346,152	GLTRX00044930						\$153.49	
10/2/2017	346,005	PMTRX00011223	Purchases		54975	Biederman Co., Inc., R.P.		\$81.00	
10/9/2017	346,031	PMTRX00011224	Purchases		903243	Lowe's		\$113.05	
10/9/2017	346,910	PMTRX00011247	Purchases		100917B	KEMI		\$200.00	
10/20/2017	346,927	PMTRX00011247	Purchases		INV4165483	Orr Safety Corporation		\$595.11	
10/20/2017	346,956	PMTRX00011248	Purchases		2055958	Silco Fire Protection Co		\$990.75	
10/20/2017	346,957	PMTRX00011248	Purchases		2055961	Silco Fire Protection Co		\$1,306.50	
10/20/2017	346,958	PMTRX00011248	Purchases		2055970	Silco Fire Protection Co		\$1,150.00	
10/20/2017	346,959	PMTRX00011248	Purchases		2055967	Silco Fire Protection Co		\$170.50	
11/1/2017	347,661	PMTRX00011269	Purchases		902807	Lowe's		\$56.98	
11/1/2017	347,669	PMTRX00011269	Purchases		INV4174728	Orr Safety Corporation		\$235.67	
11/7/2017	347,668	PMTRX00011269	Purchases		99328266	Mine Safety Appliances Co. LLC		\$515.00	
11/22/2017	348,533	PMTRX00011287	Purchases		730101	Silco Fire Protection Co		\$4,665.00	
11/29/2017	348,534	PMTRX00011287	Purchases		730103	Silco Fire Protection Co		\$240.00	
12/15/2017	349,263	PMTRX00011309	Purchases		INV4219550	Orr Safety Corporation		\$441.79	
12/21/2017	350,022	PMTRX00011326	Purchases		853	Battery Neighbor LLC		\$236.00	
12/31/2017	350,603	GLTRX00045498						\$172.84	
			Totals:	Account:	620-8002-078	Net Change	Ending Balance		
				Materials & Supplies - Promotion	Beginning Balance:	\$12,787.29	\$20,786.49	\$13,237.29	\$450.00
Account:	620-8003-079		Description:		Orig. Master Number	Orig. Master Name		Debit	Credit
Trx Date	Jrnl No.	Orig. Audit Trail	Distribution Reference						
11/16/2017	347,521	GLTRX00045106						\$5.02	
			Totals:	Account:	620-8003-079	Net Change	Ending Balance		
				Contractual Eng. - Engineering	Beginning Balance:	\$5.02	\$5.02	\$5.02	\$0.00
Account:	631-5000-030		Description:		Orig. Master Number	Orig. Master Name		Debit	Credit
Trx Date	Jrnl No.	Orig. Audit Trail	Distribution Reference						
7/1/2017	341,830	PMTRX00011115	Purchases		17606	Appraisal Company The		\$900.00	
10/13/2017	346,650	PMTRX00011241	Purchases		115056	Geotechnology Inc.		\$900.00	
11/14/2017	347,926	PMTRX00011274	Purchases		170721-1	CT Consultants		\$3,900.00	
12/4/2017	349,162	PMTRX00011305	Purchases		2017-537	Berling Engineering, PLLC., James W		\$425.00	
			Totals:	Account:	631-5000-030	Net Change	Ending Balance		
				Contractual Eng. - Distribution	Beginning Balance:	\$6,125.00	\$12,457.84	\$6,125.00	\$0.00
Account:	631-6000-031		Description:		Orig. Master Number	Orig. Master Name		Debit	Credit
Trx Date	Jrnl No.	Orig. Audit Trail	Distribution Reference						
7/21/2017	342,697	PMTRX00011137	Purchases		113237	Geotechnology Inc.		\$400.00	
10/1/2017	346,396	PMTRX00011233	Purchases		17-577	Viox & Viox Inc.		\$2,495.00	
System:	HISTORICAL DETAILED T 10/5/2018		10:45:50 AM	Page:	304	User Date:	10/5/2018	User ID:	skampsen
N Ky Water District									
			Totals:	Account:	631-6000-031	Net Change	Ending Balance		
				Contract Service Accounting/Audit -	Beginning Balance:	\$2,895.00	\$8,989.05	\$2,895.00	\$0.00
Account:	632-8000-074		Description:		Orig. Master Number	Orig. Master Name		Debit	Credit
Trx Date	Jrnl No.	Orig. Audit Trail	Distribution Reference						
8/14/2017	343,098	PMTRX00011148	Purchases		FORM 5500 2016	VonLehman & Company Inc.		\$650.00	
9/11/2017	344,741	PMTRX00011191	Purchases		179451	VonLehman & Company Inc.		\$150.00	

Account:	633-5000-030	Orig. Audit Trail	Totals:	Account:	632-8000-074	Net Change	Ending Balance	\$800.00	\$0.00
Trx Date	Jrnl No.	Orig. Audit Trail	Description:	Contractual Legal - Engineering	Beginning Balance:	\$0.00	\$23,300.00		
10/24/2017	346,863	PMTRX00011243	Distribution Reference		Orig. Master Number			Debit	Credit
10/24/2017	346,864	PMTRX00011243	Purchases		Jan-17	Frost Brown Todd LLC		\$3,914.00	
10/24/2017	346,865	PMTRX00011243	Purchases		Feb-17	Frost Brown Todd LLC		\$2,432.00	
10/24/2017	346,866	PMTRX00011243	Purchases		Mar-17	Frost Brown Todd LLC		\$684.00	
10/24/2017	346,867	PMTRX00011243	Purchases		Apr-17	Frost Brown Todd LLC		\$646.00	
10/24/2017	346,868	PMTRX00011243	Purchases		May-17	Frost Brown Todd LLC		\$1,009.00	
10/24/2017	346,869	PMTRX00011243	Purchases		Jun-17	Frost Brown Todd LLC		\$1,368.00	
10/24/2017	346,870	PMTRX00011243	Purchases		Jul-17	Frost Brown Todd LLC		\$1,140.00	
10/24/2017	346,871	PMTRX00011243	Purchases		Aug-17	Frost Brown Todd LLC		\$1,499.19	
12/1/2017	350,329	PMTRX00011334	Purchases		Sep-17	Frost Brown Todd LLC		\$285.00	
					Oct-17	Frost Brown Todd LLC		\$760.00	
			Totals:	Account:	633-5000-030	Net Change	Ending Balance		
			Description:	Legal Fees- Customer Service Gener	Beginning Balance:	\$13,737.19	\$13,737.19	\$13,737.19	\$0.00
Trx Date	Jrnl No.	Orig. Audit Trail	Distribution Reference		Orig. Master Number	Orig. Master Name		Debit	Credit
10/24/2017	346,864	PMTRX00011243	Purchases		Feb-17	Frost Brown Todd LLC		\$589.00	
10/24/2017	346,865	PMTRX00011243	Purchases		Mar-17	Frost Brown Todd LLC		\$133.00	
10/24/2017	346,866	PMTRX00011243	Purchases		Apr-17	Frost Brown Todd LLC		\$380.00	
10/24/2017	346,868	PMTRX00011243	Purchases		Jun-17	Frost Brown Todd LLC		\$855.00	
10/24/2017	346,869	PMTRX00011243	Purchases		Jul-17	Frost Brown Todd LLC		\$1,392.00	
10/24/2017	346,871	PMTRX00011243	Purchases		Sep-17	Frost Brown Todd LLC		\$285.00	
12/1/2017	350,329	PMTRX00011334	Purchases		Oct-17	Frost Brown Todd LLC		\$247.00	
			Totals:	Account:	633-7000-054	Net Change	Ending Balance		
			Description:	Legal Fees- Ops	Beginning Balance:	\$3,881.00	\$3,881.00	\$3,881.00	\$0.00
Trx Date	Jrnl No.	Orig. Audit Trail	Distribution Reference		Orig. Master Number	Orig. Master Name		Debit	Credit
10/24/2017	346,871	PMTRX00011243	Purchases		Sep-17	Frost Brown Todd LLC		\$95.00	
12/1/2017	350,329	PMTRX00011334	Purchases		Oct-17	Frost Brown Todd LLC		\$342.00	
			Totals:	Account:	633-8000-078	Net Change	Ending Balance		
			Description:	Contractual Services - Legal	Beginning Balance:	\$437.00	\$437.00	\$437.00	\$0.00
Trx Date	Jrnl No.	Orig. Audit Trail	Distribution Reference		Orig. Master Number	Orig. Master Name		Debit	Credit
7/31/2017	342,676	GLTRX00044478						\$6,500.00	
8/28/2017	343,870	GLTRX00044601						\$6,500.00	
9/5/2017	344,525	PMTRX00011182	Purchases	90517	Hughes, PSC., John N.			\$5,850.00	
9/28/2017	345,185	GLTRX00044807						\$6,500.00	
10/24/2017	346,863	PMTRX00011243	Purchases	Jan-17	Frost Brown Todd LLC			\$4,114.48	
10/24/2017	346,863	PMTRX00011243	Purchases	Jan-17	Frost Brown Todd LLC				\$6,500.00
10/24/2017	346,864	PMTRX00011243	Purchases	Feb-17	Frost Brown Todd LLC			\$3,671.00	
10/24/2017	346,864	PMTRX00011243	Purchases	Feb-17	Frost Brown Todd LLC				\$6,500.00
10/24/2017	346,865	PMTRX00011243	Purchases	Mar-17	Frost Brown Todd LLC			\$4,052.09	
10/24/2017	346,865	PMTRX00011243	Purchases	Mar-17	Frost Brown Todd LLC				\$6,500.00
10/24/2017	346,866	PMTRX00011243	Purchases	Apr-17	Frost Brown Todd LLC			\$7,824.43	
10/24/2017	346,866	PMTRX00011243	Purchases	Apr-17	Frost Brown Todd LLC				\$6,500.00
10/24/2017	346,867	PMTRX00011243	Purchases	May-17	Frost Brown Todd LLC			\$4,545.00	
10/24/2017	346,867	PMTRX00011243	Purchases	May-17	Frost Brown Todd LLC				\$6,500.00
10/24/2017	346,868	PMTRX00011243	Purchases	Jun-17	Frost Brown Todd LLC			\$4,795.00	
10/24/2017	346,868	PMTRX00011243	Purchases	Jun-17	Frost Brown Todd LLC				\$6,500.00
10/24/2017	346,869	PMTRX00011243	Purchases	Jul-17	Frost Brown Todd LLC			\$4,963.00	
10/24/2017	346,869	PMTRX00011243	Purchases	Jul-17	Frost Brown Todd LLC				\$6,500.00
10/24/2017	346,870	PMTRX00011243	Purchases	Aug-17	Frost Brown Todd LLC			\$6,616.00	
10/24/2017	346,870	PMTRX00011243	Purchases	Aug-17	Frost Brown Todd LLC				\$6,500.00
10/24/2017	346,871	PMTRX00011243	Purchases	Sep-17	Frost Brown Todd LLC			\$5,704.00	
System:	HISTORICAL DETAILED T	10/5/2018	10:45:50 AM	Page:	305	User Date:	10/5/2018	User ID:	skampsen
N Ky Water District									
10/24/2017	346,871	PMTRX00011243	Purchases	Sep-17	Frost Brown Todd LLC				\$6,500.00
10/31/2017	346,760	GLTRX00045010						\$6,500.00	
11/28/2017	348,092	PMTRX00011276	Purchases	866699	Stoll Keenon Ogden PLLC			\$598.40	
11/30/2017	348,410	GLTRX00045227						\$6,500.00	
12/1/2017	350,326	GLTRX00045450							\$6,500.00
12/1/2017	350,329	PMTRX00011334	Purchases	Oct-17	Frost Brown Todd LLC			\$6,203.00	

12/15/2017	349,211	PMTRX00011306	Purchases	121517	Hughes, PSC., John N.	\$7,175.00		
12/19/2017	349,278	PMTRX00011309	Purchases	869540	Stoll Keenon Ogden PLLC	\$393.04		
12/28/2017	349,636	GLTRX00045365				\$6,500.00		
12/31/2017	352,514	GLTRX00045779				\$27,704.60		
			Totals:	Account:	633-8000-079	Net Change	Ending Balance	
Account:	634-8000-078		Description:	Contract Mgt. Fees - Surveys	Beginning Balance:	\$68,209.04	\$121,080.31	\$133,209.04
Trx Date	Jrnl No.	Orig. Audit Trail	Distribution Reference	Orig. Master Number	Orig. Master Name			Debit
7/1/2017	342,694	PMTRX00011137	Purchases	80260	Employers Resource Association			\$2,000.00
			Totals:	Account:	634-8000-078	Net Change	Ending Balance	
Account:	635-1000-025		Description:	Contractual Service - SOS	Beginning Balance:	\$2,000.00	\$2,000.00	\$2,000.00
Trx Date	Jrnl No.	Orig. Audit Trail	Distribution Reference	Orig. Master Number	Orig. Master Name			Debit
7/14/2017	342,242	PMTRX00011127	Purchases	4419432 7/17	Cincinnati Bell	\$801.33		\$136.05
8/14/2017	343,606	PMTRX00011159	Purchases	4419432 8/17	Cincinnati Bell			\$135.29
9/14/2017	344,938	PMTRX00011195	Purchases	4419432 9/17	Cincinnati Bell			\$135.29
10/14/2017	346,537	PMTRX00011236	Purchases	4419432 10/17	Cincinnati Bell			\$135.44
11/14/2017	347,866	PMTRX00011272	Purchases	4419432 11/17	Cincinnati Bell			\$135.47
12/14/2017	349,298	PMTRX00011310	Purchases	4419432 12/17	Cincinnati Bell			\$135.47
			Totals:	Account:	635-1000-025	Net Change	Ending Balance	
Account:	635-1000-026		Description:	Contractual Services - Ohio River Sta	Beginning Balance:	\$813.01	\$1,614.34	\$813.01
Trx Date	Jrnl No.	Orig. Audit Trail	Distribution Reference	Orig. Master Number	Orig. Master Name			Debit
7/7/2017	341,906	PMTRX00011117	Purchases	3471666666000 7/17	Sanitation District No. 1			\$66.53
9/12/2017	344,887	PMTRX00011193	Purchases	3244550009000 9/17	Sanitation District No. 1			\$73.79
10/9/2017	346,288	PMTRX00011231	Purchases	3471666666000 10/17	Sanitation District No. 1			\$66.53
			Totals:	Account:	635-1000-026	Net Change	Ending Balance	
Account:	635-2000-101		Description:	Contractual Services - Maint. SOS N	Beginning Balance:	\$206.85	\$836.35	\$206.85
Trx Date	Jrnl No.	Orig. Audit Trail	Distribution Reference	Orig. Master Number	Orig. Master Name			Debit
			Totals:	Account:	635-2000-101	Net Change	Ending Balance	
Account:	635-3000-020		Description:	Other Contractual Serv. - Instrument	Beginning Balance:	\$0.00	\$9,682.05	\$0.00
Trx Date	Jrnl No.	Orig. Audit Trail	Distribution Reference	Orig. Master Number	Orig. Master Name			Debit
7/13/2017	341,914	RECVG00002248	Purchases	RCT0000009809	Hach Company	\$18,217.55		\$1,043.80
7/13/2017	341,914	RECVG00002248	Freight	RCT0000009809	Hach Company			\$66.39
7/14/2017	342,236	PMTRX00011127	Purchases	4410815 7/17	Cincinnati Bell			\$204.17
8/2/2017	343,919	PMTRX00011165	Purchases	992311	Mobilcomm Inc.			\$456.70
8/9/2017	343,967	RECVG00002265	Purchases	RCT0000009894	Hach Company			\$1,043.80
8/9/2017	343,967	RECVG00002265	Freight	RCT0000009894	Hach Company			\$66.39
8/14/2017	343,614	PMTRX00011159	Purchases	4410815 8/17	Cincinnati Bell			\$204.00
9/14/2017	344,941	PMTRX00011195	Purchases	4410815 9/17	Cincinnati Bell			\$204.00
9/25/2017	345,215	PMTRX00011203	Purchases	16005	Fastech Alarms &			\$623.97
10/14/2017	346,534	PMTRX00011236	Purchases	4410815 10/17	Cincinnati Bell			\$204.09
11/14/2017	347,870	PMTRX00011272	Purchases	4410815 11/17	Cincinnati Bell			\$204.11
11/20/2017	347,955	RECVG00002298	Purchases	RCT0000010062	Hach Company			\$887.23
11/20/2017	347,955	RECVG00002298	Freight	RCT0000010062	Hach Company			\$52.77
12/13/2017	349,154	RECVG00002307	Purchases	RCT0000010124	Hach Company			\$887.23
12/13/2017	349,154	RECVG00002307	Freight	RCT0000010124	Hach Company			\$52.77
12/14/2017	349,306	PMTRX00011310	Purchases	4410815 12/17	Cincinnati Bell			\$204.11
			Totals:	Account:	635-3000-020	Net Change	Ending Balance	
System:	HISTORICAL DETAILED T 10/5/2018		10:45:50 AM	Page:	306	\$6,405.53	\$24,623.08	\$6,405.53
N Ky Water District				User Date:	10/5/2018			User ID: skampsen
Account:	635-3000-022		Description:	Other Contractual Serv. - Sludge FTT	Beginning Balance:	\$50,290.62		
Trx Date	Jrnl No.	Orig. Audit Trail	Distribution Reference	Orig. Master Number	Orig. Master Name			Debit
7/1/2017	341,728	PMTRX00011113	Purchases	26121	Waste Resource Management Inc.			\$400.64
7/1/2017	342,026	PMTRX00011123	Purchases	50963	Sterling Materials, LLC			\$6,470.07
7/5/2017	342,696	PMTRX00011137	Purchases	113177	Geotechnology Inc.			\$7,849.67
7/12/2017	341,987	PMTRX00011121	Purchases	3110	Sterling Materials, LLC			\$8,500.00
7/15/2017	342,552	PMTRX00011133	Purchases	26170	Waste Resource Management Inc.			\$320.00
7/22/2017	342,551	PMTRX00011133	Purchases	26194	Waste Resource Management Inc.			\$2,554.24
8/1/2017	343,331	PMTRX00011153	Purchases	26219	Waste Resource Management Inc.			\$756.48

8/5/2017	343,332	PMTRX00011153	Purchases	26269	Waste Resource Management Inc.	\$712.64
8/12/2017	344,260	PMTRX00011174	Purchases	26288	Waste Resource Management Inc.	\$981.76
8/26/2017	344,259	PMTRX00011174	Purchases	26346	Waste Resource Management Inc.	\$336.32
9/1/2017	344,899	PMTRX00011193	Purchases	26381	Waste Resource Management Inc.	\$684.16
9/2/2017	344,898	PMTRX00011193	Purchases	26390	Waste Resource Management Inc.	\$384.00
9/5/2017	345,617	RECVG00002278	Purchases	RCT0000009961	Ovivo USA, LLC	\$3,450.00
9/9/2017	344,896	PMTRX00011193	Purchases	26411	Waste Resource Management Inc.	\$702.08
10/1/2017	345,970	PMTRX00011222	Purchases	26448	Waste Resource Management Inc.	\$986.24
10/1/2017	345,972	PMTRX00011222	Purchases	26471	Waste Resource Management Inc.	\$1,048.00
10/1/2017	345,974	PMTRX00011222	Purchases	26525	Waste Resource Management Inc.	\$1,685.76
11/1/2017	347,571	PMTRX00011267	Purchases	26579	Waste Resource Management Inc.	\$1,776.96
11/1/2017	347,572	PMTRX00011267	Purchases	26566	Waste Resource Management Inc.	\$2,704.00
11/1/2017	347,573	PMTRX00011267	Purchases	26600	Waste Resource Management Inc.	\$2,497.28
11/1/2017	347,574	PMTRX00011267	Purchases	26642	Waste Resource Management Inc.	\$2,253.76
11/4/2017	347,575	PMTRX00011267	Purchases	26694	Waste Resource Management Inc.	\$1,808.00
11/11/2017	348,191	PMTRX00011279	Purchases	26716	Waste Resource Management Inc.	\$797.44
11/18/2017	348,188	PMTRX00011279	Purchases	26769	Waste Resource Management Inc.	\$1,184.96
11/25/2017	348,189	PMTRX00011279	Purchases	26771	Waste Resource Management Inc.	\$727.36
12/1/2017	349,907	PMTRX00011323	Purchases	N7048 0282946	The Thaman Rubber Co.	\$976.00
12/2/2017	349,503	PMTRX00011315	Purchases	26815	Waste Resource Management Inc.	\$365.12
12/5/2017	348,932	PMTRX00011301	Purchases	144153	A-1 Electric Motor Service	\$591.32
12/9/2017	349,505	PMTRX00011315	Purchases	26821	Waste Resource Management Inc.	\$760.00
12/16/2017	349,504	PMTRX00011315	Purchases	26896	Waste Resource Management Inc.	\$1,484.48
12/23/2017	350,617	PMTRX00011345	Purchases	26842	Waste Resource Management Inc.	\$2,013.12
12/30/2017	350,619	PMTRX00011345	Purchases	26844	Waste Resource Management Inc.	\$1,603.84

Account:	635-3001-001	Totals:	Account:	635-3000-022	Net Change	Ending Balance		
Trx Date	Jrnl No.	Description:	Other Contractual Serv. - FTTP	Beginning Balance:	\$59,365.70	\$109,656.32	\$59,365.70	\$0.00

Trx Date	Jrnl No.	Orig. Audit Trail	Description:	Other Contractual Serv. - FTTP	Beginning Balance:	Orig. Master Number	Orig. Master Name	Debit	Credit
7/1/2017	341,682	PMTRX00011112	Purchases		R 99192		Res/Comm Security Systems Inc.	\$51.00	
7/1/2017	341,683	PMTRX00011112	Purchases		R 99190		Res/Comm Security Systems Inc.	\$51.00	
7/1/2017	341,684	PMTRX00011112	Purchases		R 99181		Res/Comm Security Systems Inc.	\$51.00	
7/1/2017	341,685	PMTRX00011112	Purchases		R 99183		Res/Comm Security Systems Inc.	\$51.00	
7/1/2017	341,686	PMTRX00011112	Purchases		R 99182		Res/Comm Security Systems Inc.	\$51.00	
7/1/2017	341,687	PMTRX00011112	Purchases		R 99180		Res/Comm Security Systems Inc.	\$51.00	
7/7/2017	342,243	PMTRX00011127	Purchases		4001042947		Cintas #315	\$632.48	
7/14/2017	342,237	PMTRX00011127	Purchases		4410482 7/17		Cincinnati Bell	\$188.00	
7/14/2017	342,241	PMTRX00011127	Purchases		4413805 7/17		Cincinnati Bell	\$112.79	
7/21/2017	342,686	PMTRX00011137	Purchases		4001135966		Cintas #315	\$680.08	
7/25/2017	342,574	PMTRX00011135	Purchases		7811600 7/17		Cincinnati Bell	\$334.96	
7/25/2017	342,576	PMTRX00011135	Purchases		7811203 7/17		Cincinnati Bell	\$189.38	
8/1/2017	342,808	PMTRX00011140	Purchases		R 99484		Res/Comm Security Systems Inc.	\$54.00	
8/1/2017	342,809	PMTRX00011140	Purchases		R 99487		Res/Comm Security Systems Inc.	\$54.00	
8/1/2017	342,810	PMTRX00011140	Purchases		R 99486		Res/Comm Security Systems Inc.	\$54.00	
8/1/2017	342,811	PMTRX00011140	Purchases		R 99482		Res/Comm Security Systems Inc.	\$54.00	
8/1/2017	342,812	PMTRX00011140	Purchases		R 99485		Res/Comm Security Systems Inc.	\$54.00	
8/4/2017	343,212	PMTRX00011150	Purchases		4001257265		Cintas #315	\$632.48	
8/11/2017	343,702	PMTRX00011162	Purchases		3182090100000 8/17		Sanitation District No. 1	\$44.22	
8/14/2017	343,608	PMTRX00011159	Purchases		4413805 8/17		Cincinnati Bell	\$112.05	
8/14/2017	343,616	PMTRX00011159	Purchases		4410482 8/17		Cincinnati Bell	\$187.38	
8/18/2017	343,905	PMTRX00011165	Purchases		4001379428		Cintas #315	\$680.08	
8/25/2017	344,172	PMTRX00011173	Purchases		7811203 8/17		Cincinnati Bell	\$189.08	
8/25/2017	344,173	PMTRX00011173	Purchases		7811600 8/17		Cincinnati Bell	\$332.90	
9/1/2017	344,665	PMTRX00011189	Purchases		4001513877		Cintas #315	\$632.48	
9/14/2017	344,935	PMTRX00011195	Purchases		4413805 9/17		Cincinnati Bell	\$112.05	
9/14/2017	344,937	PMTRX00011195	Purchases		4410482 9/17		Cincinnati Bell	\$187.38	
9/15/2017	344,946	PMTRX00011195	Purchases		4001664914		Cintas #315	\$680.08	
9/25/2017	345,519	PMTRX00011207	Purchases		7811203 9/17		Cincinnati Bell	\$189.08	
9/25/2017	345,520	PMTRX00011207	Purchases		7811600 9/17		Cincinnati Bell	\$332.90	
9/29/2017	345,524	PMTRX00011207	Purchases		4001799849		Cintas #315	\$632.48	
10/1/2017	345,924	PMTRX00011221	Purchases		R 100131		Res/Comm Security Systems Inc.	\$51.00	
System:	HISTORICAL DETAILED T 10/5/2018		10:45:50 AM	Page:	307	User Date:	10/5/2018	User ID:	skampsen
N Ky Water District									
10/1/2017	345,925	PMTRX00011221	Purchases		R 100132		Res/Comm Security Systems Inc.	\$51.00	

10/1/2017	345,926	PMTRX00011221	Purchases	R 100133	Res/Comm Security Systems Inc.	\$51.00			
10/1/2017	345,927	PMTRX00011221	Purchases	R 100139	Res/Comm Security Systems Inc.	\$51.00			
10/1/2017	345,928	PMTRX00011221	Purchases	R 100140	Res/Comm Security Systems Inc.	\$51.00			
10/1/2017	345,929	PMTRX00011221	Purchases	R 100134	Res/Comm Security Systems Inc.	\$51.00			
10/13/2017	346,175	PMTRX00011227	Purchases	4001985043	Cintas #315	\$680.08			
10/14/2017	346,530	PMTRX00011236	Purchases	4410482 10/17	Cincinnati Bell	\$187.26			
10/14/2017	346,539	PMTRX00011236	Purchases	4413805 10/17	Cincinnati Bell	\$112.20			
10/25/2017	346,834	PMTRX00011243	Purchases	7811600 10/17	Cincinnati Bell	\$333.08			
10/25/2017	346,835	PMTRX00011243	Purchases	7811203 10/17	Cincinnati Bell	\$189.15			
10/27/2017	346,847	PMTRX00011243	Purchases	4002171377	Cintas #315	\$632.48			
11/1/2017	347,290	PMTRX00011257	Purchases	R 100428	Res/Comm Security Systems Inc.	\$54.00			
11/1/2017	347,291	PMTRX00011257	Purchases	R 100429	Res/Comm Security Systems Inc.	\$54.00			
11/1/2017	347,292	PMTRX00011257	Purchases	R 100424	Res/Comm Security Systems Inc.	\$54.00			
11/1/2017	347,293	PMTRX00011257	Purchases	R 100426	Res/Comm Security Systems Inc.	\$54.00			
11/1/2017	347,512	PMTRX00011263	Purchases	R 100427	Res/Comm Security Systems Inc.	\$54.00			
11/10/2017	347,438	PMTRX00011260	Purchases	4002350263	Cintas #315	\$651.52			
11/11/2017	347,682	PMTRX00011269	Purchases	3182090100000 11/17	Sanitation District No. 1	\$46.38			
11/14/2017	347,864	PMTRX00011272	Purchases	4413805 11/17	Cincinnati Bell	\$112.23			
11/14/2017	347,868	PMTRX00011272	Purchases	4410482 11/17	Cincinnati Bell	\$187.42			
11/25/2017	348,459	PMTRX00011283	Purchases	7811203 11/17	Cincinnati Bell	\$189.18			
11/25/2017	348,465	PMTRX00011283	Purchases	7811600 11/17	Cincinnati Bell	\$333.17			
12/1/2017	349,172	PMTRX00011305	Purchases	4002547851	Cintas #315	\$632.48			
12/8/2017	349,176	PMTRX00011305	Purchases	4002778360	Cintas #315	\$651.52			
12/14/2017	349,300	PMTRX00011310	Purchases	4413805 12/17	Cincinnati Bell	\$112.23			
12/14/2017	349,308	PMTRX00011310	Purchases	4410482 12/17	Cincinnati Bell	\$187.42			
12/22/2017	350,207	PMTRX00011332	Purchases	4002983865	Cintas #315	\$632.48			
12/25/2017	349,744	PMTRX00011319	Purchases	7811600 12/17	Cincinnati Bell	\$333.17			
12/25/2017	349,747	PMTRX00011319	Purchases	7811203 12/17	Cincinnati Bell	\$189.18			
12/28/2017	349,828	PMTRX00011322	Purchases	R101070	Res/Comm Security Systems Inc.	\$51.00			
12/28/2017	349,829	PMTRX00011322	Purchases	R101071	Res/Comm Security Systems Inc.	\$51.00			
12/28/2017	349,830	PMTRX00011322	Purchases	R101072	Res/Comm Security Systems Inc.	\$51.00			
12/28/2017	349,831	PMTRX00011322	Purchases	R101078	Res/Comm Security Systems Inc.	\$51.00			
12/28/2017	349,832	PMTRX00011322	Purchases	R101079	Res/Comm Security Systems Inc.	\$51.00			
12/28/2017	349,833	PMTRX00011322	Purchases	R101069	Res/Comm Security Systems Inc.	\$51.00			
Totals:				Account:	635-3001-001	Net Change	Ending Balance		
				Other Contractual Serv. - TMTP	\$14,932.96	\$14,932.96	\$29,954.48	\$14,932.96	\$0.00
Account:	635-3001-002		Description:	Beginning Balance:	\$9,055.78				
Trx Date	Jrnl No.	Orig. Audit Trail	Distribution Reference	Orig. Master Number	Orig. Master Name	Debit		Credit	
7/10/2017	341,959	PMTRX00011121	Purchases	4310282 7/17	Cincinnati Bell	\$298.48			
7/12/2017	342,246	PMTRX00011127	Purchases	4001072519	Cintas #315	\$276.53			
7/22/2017	342,572	PMTRX00011135	Purchases	5810345 7/17	Cincinnati Bell	\$66.31			
7/25/2017	342,575	PMTRX00011135	Purchases	7810420 7/17	Cincinnati Bell	\$68.29			
7/26/2017	342,682	PMTRX00011137	Purchases	5811080 7/17	Cincinnati Bell	\$300.16			
7/26/2017	342,688	PMTRX00011137	Purchases	4001178623	Cintas #315	\$276.53			
8/1/2017	343,027	PMTRX00011145	Purchases	4910801 7/17	Cincinnati Bell	\$129.62			
8/9/2017	343,620	PMTRX00011159	Purchases	4001294063	Cintas #315	\$276.53			
8/10/2017	343,209	PMTRX00011150	Purchases	4310282 8/17	Cincinnati Bell	\$298.22			
8/22/2017	343,899	PMTRX00011165	Purchases	5810345 8/17	Cincinnati Bell	\$65.72			
8/23/2017	343,981	PMTRX00011167	Purchases	4001418254	Cintas #315	\$276.53			
8/25/2017	344,171	PMTRX00011173	Purchases	7810420 8/17	Cincinnati Bell	\$67.99			
8/26/2017	344,341	PMTRX00011177	Purchases	5811080 8/17	Cincinnati Bell	\$298.01			
8/29/2017	344,338	PMTRX00011177	Purchases	4910801 8/17	Cincinnati Bell	\$129.26			
9/7/2017	344,690	PMTRX00011190	Purchases	4001556424	Cintas #315	\$276.53			
9/10/2017	344,851	PMTRX00011193	Purchases	4310282 9/17	Cincinnati Bell	\$298.22			
9/18/2017	345,145	PMTRX00011200	Purchases	438081923000 9/17	Sanitation District No. 1	\$378.00			
9/18/2017	345,256	PMTRX00011205	Purchases	438103599002 9/17	Sanitation District No. 1	\$30.24			
9/20/2017	345,522	PMTRX00011207	Purchases	4001709898	Cintas #315	\$276.53			
9/22/2017	345,200	PMTRX00011202	Purchases	5810345 9/17	Cincinnati Bell	\$65.72			
9/25/2017	345,518	PMTRX00011207	Purchases	7810420 9/17	Cincinnati Bell	\$67.99			
9/26/2017	345,639	PMTRX00011211	Purchases	5811080 9/17	Cincinnati Bell	\$298.01			
9/29/2017	345,637	PMTRX00011211	Purchases	4910801 9/17	Cincinnati Bell	\$129.26			
10/4/2017	346,176	PMTRX00011227	Purchases	4001880073	Cintas #315	\$276.53			
10/10/2017	346,180	PMTRX00011227	Purchases	4310282 10/17	Cincinnati Bell	\$298.32			
10/22/2017	346,842	PMTRX00011243	Purchases	5810345 10/17	Cincinnati Bell	\$65.79			



10/25/2017	346,836	PMTRX00011243	Purchases	7810420 10/17	Cincinnati Bell	\$68.06			
10/26/2017	346,837	PMTRX00011243	Purchases	5811080 10/17	Cincinnati Bell	\$298.20			
10/29/2017	347,198	PMTRX00011254	Purchases	4910801 10/17	Cincinnati Bell	\$129.32			
11/1/2017	347,440	PMTRX00011260	Purchases	4002213368	Cintas #315	\$276.53			
11/10/2017	347,591	PMTRX00011268	Purchases	4310282 11/17	Cincinnati Bell	\$298.34			
11/15/2017	347,932	PMTRX00011274	Purchases	4002398211	Cintas #315	\$276.53			
11/22/2017	348,062	PMTRX00011276	Purchases	5810345 11/17	Cincinnati Bell	\$65.81			
System:	HISTORICAL DETAILED T 10/5/2018		10:45:50 AM	Page:	308	User Date:	10/5/2018	User ID:	skampsen
N Ky Water District									
11/25/2017	348,460	PMTRX00011283	Purchases	7810420 11/17	Cincinnati Bell	\$68.09			
11/26/2017	348,457	PMTRX00011283	Purchases	5811080 11/17	Cincinnati Bell	\$298.28			
11/29/2017	348,464	PMTRX00011283	Purchases	4910801 11/17	Cincinnati Bell	\$129.36			
12/1/2017	349,173	PMTRX00011305	Purchases	4002618451	Cintas #315	\$237.48			
12/10/2017	349,167	PMTRX00011305	Purchases	4310282 12/17	Cincinnati Bell	\$298.34			
12/18/2017	332,648	PMTRX00010917	Purchases	438081923000 3/4	Sanitation District No. 1	\$378.00			
12/18/2017	349,530	PMTRX00011316	Purchases	438103599002 12/17	Sanitation District No. 1	\$30.24			
12/18/2017	349,532	PMTRX00011316	Purchases	438081923000 12/17	Sanitation District No. 1	\$378.00			
12/22/2017	349,514	PMTRX00011316	Purchases	5810345 12/17	Cincinnati Bell	\$78.84			
12/25/2017	349,743	PMTRX00011319	Purchases	7810420 12/17	Cincinnati Bell	\$68.09			
12/26/2017	349,746	PMTRX00011319	Purchases	5811080 12/17	Cincinnati Bell	\$298.28			
12/29/2017	349,879	PMTRX00011323	Purchases	4910801 12/17	Cincinnati Bell	\$129.36			
12/31/2017	350,907	PMTRX00011351	Purchases	0562002027.02 11/17	City of Taylor Mill	\$203.98			
			Totals:	Account:	635-3001-002	Net Change	Ending Balance	\$9,298.45	\$0.00
Account:	635-3001-003	Description:		Other Contractual Serv. - Laboratory		Beginning Balance:	\$57,725.16		
Trx Date	Jrnl No.	Orig. Audit Trail	Distribution Reference	Orig. Master Number	Orig. Master Name	Debit	Credit		
7/1/2017	341,854	PMTRX00011115	Purchases	2368	RNK Environmental Inc	\$303.00			
7/5/2017	341,998	RECVG00002251	Purchases	RCT0000009817	Analytical Services Inc	\$440.00			
7/5/2017	341,998	RECVG00002251	Freight	RCT0000009817	Analytical Services Inc	\$92.00			
7/14/2017	342,237	PMTRX00011127	Purchases	4410482 7/17	Cincinnati Bell	\$188.00			
7/21/2017	342,586	PMTRX00011135	Purchases	20233545	Environmental Laboratories, Inc.	\$65.00			
7/27/2017	342,543	PMTRX00011133	Purchases	9577	Scientific Equipment Service, Inc.	\$409.00			
7/31/2017	342,522	GLTRX00044447				\$5,227.97			
8/2/2017	343,319	PMTRX00011153	Purchases	2372	RNK Environmental Inc	\$288.00			
8/3/2017	343,434	PMTRX00011156	Purchases	20235013	Environmental Laboratories, Inc.	\$65.00			
8/14/2017	343,616	PMTRX00011159	Purchases	4410482 8/17	Cincinnati Bell	\$187.38			
8/16/2017	343,359	PMTRX00011154	Purchases	20236321	Environmental Laboratories, Inc.	\$65.00			
8/28/2017	344,001	PMTRX00011167	Purchases	9605	Scientific Equipment Service, Inc.	\$1,474.00			
8/29/2017	344,376	PMTRX00011177	Purchases	2376	RNK Environmental Inc	\$378.00			
8/31/2017	344,154	GLTRX00044657				\$5,248.97			
9/1/2017	344,502	PMTRX00011182	Purchases	31267	Analytical Services Inc	\$437.00			
9/1/2017	344,503	PMTRX00011182	Purchases	31148	Analytical Services Inc	\$437.00			
9/1/2017	344,933	PMTRX00011195	Purchases	56655	Appalachian States Analytical, LLC	\$4,652.80			
9/12/2017	344,687	PMTRX00011190	Purchases	26759	Chase Environmental Group	\$70.00			
9/14/2017	344,937	PMTRX00011195	Purchases	4410482 9/17	Cincinnati Bell	\$187.38			
9/19/2017	345,040	PMTRX00011198	Purchases	31503	Analytical Services Inc	\$437.00			
9/30/2017	345,353	GLTRX00044828				\$5,248.97			
9/30/2017	345,597	PMTRX00011209	Purchases	2379	RNK Environmental Inc	\$555.00			
10/1/2017	346,525	PMTRX00011236	Purchases	56844	Appalachian States Analytical, LLC	\$307.80			
10/1/2017	346,564	PMTRX00011237	Purchases	2017 LAB CERT WKSHT	Kentucky Division of Water	\$1,200.00			
10/13/2017	346,335	PMTRX00011232	Purchases	20254334	Environmental Laboratories, Inc.	\$128.00			
10/14/2017	346,530	PMTRX00011236	Purchases	4410482 10/17	Cincinnati Bell	\$187.26			
10/20/2017	346,555	PMTRX00011236	Purchases	20254692	Environmental Laboratories, Inc.	\$61.00			
10/27/2017	346,947	PMTRX00011248	Purchases	2382	RNK Environmental Inc	\$286.00			
10/30/2017	346,980	PMTRX00011249	Purchases	31843	Analytical Services Inc	\$1,800.00			
10/31/2017	346,826	GLTRX00045027				\$5,248.97			
11/8/2017	347,309	PMTRX00011258	Purchases	20255605	Environmental Laboratories, Inc.	\$65.00			
11/8/2017	347,310	PMTRX00011258	Purchases	20255607	Environmental Laboratories, Inc.	\$75.00			
11/14/2017	347,868	PMTRX00011272	Purchases	4410482 11/17	Cincinnati Bell	\$187.42			
11/30/2017	348,220	GLTRX00045182				\$3,997.13			
12/1/2017	348,870	PMTRX00011297	Purchases	2384	RNK Environmental Inc	\$238.50			
12/11/2017	349,919	RECVG00002312	Purchases	RCT0000010144	EMD Millipore Corp	\$902.00			
12/12/2017	349,196	PMTRX00011306	Purchases	20257306	Environmental Laboratories, Inc.	\$42.00			
12/13/2017	349,886	PMTRX00011323	Purchases	20257354	Environmental Laboratories, Inc.	\$75.00			

12/14/2017	349,308	PMTRX00011310	Purchases	4410482 12/17	Cincinnati Bell	\$187.42		
12/29/2017	349,904	PMTRX00011323	Purchases	2389	RNK Environmental Inc	\$715.00		
12/31/2017	349,543	GLTRX00045351				\$3,997.13		
			Totals:	Account: 635-3001-003	Net Change	Ending Balance		
Account:	635-3001-022		Description:	Other Contractual Service-Sludge T	\$46,157.10	\$103,882.26	\$46,157.10	\$0.00
Trx Date	Jrnl No.	Orig. Audit Trail	Distribution Reference	Beginning Balance:	\$5,015.89			
7/22/2017	342,550	PMTRX00011133	Purchases	Orig. Master Number			Debit	Credit
8/1/2017	343,333	PMTRX00011153	Purchases	26193	Waste Resource Management Inc.	\$430.72		
9/9/2017	344,897	PMTRX00011193	Purchases	26218	Waste Resource Management Inc.	\$931.52		
10/1/2017	345,971	PMTRX00011222	Purchases	26412	Waste Resource Management Inc.	\$489.92		
10/1/2017	345,973	PMTRX00011222	Purchases	26472	Waste Resource Management Inc.	\$431.04		
11/1/2017	347,568	PMTRX00011267	Purchases	26526	Waste Resource Management Inc.	\$507.20		
11/1/2017	347,569	PMTRX00011267	Purchases	26601	Waste Resource Management Inc.	\$579.52		
System:	HISTORICAL DETAILED T 10/5/2018		10:45:50 AM	26643	Waste Resource Management Inc.	\$450.88		
N Ky Water District			Page:	309	User Date:	10/5/2018	User ID:	skampsen
11/4/2017	347,570	PMTRX00011267	Purchases	26695	Waste Resource Management Inc.	\$375.36		
11/11/2017	348,192	PMTRX00011279	Purchases	26717	Waste Resource Management Inc.	\$1,065.28		
11/25/2017	348,190	PMTRX00011279	Purchases	26770	Waste Resource Management Inc.	\$921.60		
12/2/2017	349,506	PMTRX00011315	Purchases	26816	Waste Resource Management Inc.	\$940.16		
12/23/2017	350,618	PMTRX00011345	Purchases	26843	Waste Resource Management Inc.	\$1,007.36		
			Totals:	Account: 635-3001-022	Net Change	Ending Balance		
Account:	635-3001-029		Description:	Contractual Services Other- Ops MP	\$8,130.56	\$13,146.45	\$8,130.56	\$0.00
Trx Date	Jrnl No.	Orig. Audit Trail	Distribution Reference	Beginning Balance:	\$2,592.59			
8/11/2017	343,701	PMTRX00011162	Purchases	Orig. Master Number			Debit	Credit
11/11/2017	347,677	PMTRX00011269	Purchases	3158053737002 8/17	Sanitation District No. 1	\$1,259.94		
				3158053737002 11/17	Sanitation District No. 1	\$1,310.65		
			Totals:	Account: 635-3001-029	Net Change	Ending Balance		
Account:	635-3002-001		Description:	Snow Removal-FTTP	\$2,570.59	\$5,163.18	\$2,570.59	\$0.00
Trx Date	Jrnl No.	Orig. Audit Trail	Distribution Reference	Beginning Balance:	\$3,358.32			
				Orig. Master Number			Debit	Credit
			Totals:	Account: 635-3002-001	Net Change	Ending Balance		
Account:	635-3002-002		Description:	Snow Removal- TMTP	\$0.00	\$3,358.32	\$0.00	\$0.00
Trx Date	Jrnl No.	Orig. Audit Trail	Distribution Reference	Beginning Balance:	\$3,803.34			
				Orig. Master Number			Debit	Credit
			Totals:	Account: 635-3002-002	Net Change	Ending Balance		
Account:	635-3003-001		Description:	Grounds Keeping-FTTP	\$0.00	\$3,803.34	\$0.00	\$0.00
Trx Date	Jrnl No.	Orig. Audit Trail	Distribution Reference	Beginning Balance:	\$0.00			
8/1/2017	343,887	GLTRX00044607		Orig. Master Number			Debit	Credit
9/1/2017	344,202	PMTRX00011173	Purchases	79016	Lawn Systems, Inc.	\$1,499.75		
10/1/2017	345,896	PMTRX00011219	Purchases	79094	Lawn Systems, Inc.	\$1,499.75		
10/18/2017	346,667	PMTRX00011241	Purchases	25439	Raynmaster Lawn Sprinklers	\$595.00		
11/1/2017	347,279	PMTRX00011257	Purchases	79168	Lawn Systems, Inc.	\$1,499.75		
			Totals:	Account: 635-3003-001	Net Change	Ending Balance		
Account:	635-3003-002		Description:	Grounds Keeping- TMTP	\$20,991.60	\$20,991.60	\$20,991.60	\$0.00
Trx Date	Jrnl No.	Orig. Audit Trail	Distribution Reference	Beginning Balance:	\$0.00			
8/1/2017	343,887	GLTRX00044607		Orig. Master Number			Debit	Credit
9/1/2017	344,202	PMTRX00011173	Purchases	79016	Lawn Systems, Inc.	\$2,399.60		
10/1/2017	345,896	PMTRX00011219	Purchases	79094	Lawn Systems, Inc.	\$1,499.75		
11/1/2017	347,279	PMTRX00011257	Purchases	79168	Lawn Systems, Inc.	\$1,499.75		
			Totals:	Account: 635-3003-002	Net Change	Ending Balance		
Account:	635-3004-029		Description:	Contract Services - Phone Lines MP	\$6,898.85	\$6,898.85	\$6,898.85	\$0.00
Trx Date	Jrnl No.	Orig. Audit Trail	Distribution Reference	Beginning Balance:	\$9,884.85			
7/14/2017	342,226	PMTRX00011127	Purchases	Orig. Master Number			Debit	Credit
7/14/2017	342,232	PMTRX00011127	Purchases	4414090 7/17	Cincinnati Bell	\$407.74		
7/14/2017	342,233	PMTRX00011127	Purchases	4410675 7/17	Cincinnati Bell	\$177.69		
7/14/2017	342,234	PMTRX00011127	Purchases	4410896 7/17	Cincinnati Bell	\$61.54		
7/16/2017	342,228	PMTRX00011127	Purchases	4419198 7/17	Cincinnati Bell	\$174.83		
7/19/2017	342,723	PMTRX00011138	Purchases	4410813 7/17	Cincinnati Bell	\$69.27		
				P461378378 07/17	Cincinnati Bell	\$647.78		

7/22/2017	342,573	PMTRX00011135	Purchases	2923619	7/17	Cincinnati Bell	\$121.33	
8/14/2017	343,607	PMTRX00011159	Purchases	4414090	8/17	Cincinnati Bell	\$407.00	
8/14/2017	343,613	PMTRX00011159	Purchases	4410896	8/17	Cincinnati Bell	\$61.36	
8/14/2017	343,615	PMTRX00011159	Purchases	4410675	8/17	Cincinnati Bell	\$176.56	
8/14/2017	343,617	PMTRX00011159	Purchases	4410813	8/17	Cincinnati Bell	\$69.06	
8/14/2017	343,618	PMTRX00011159	Purchases	4419198	8/17	Cincinnati Bell	\$174.08	
8/19/2017	344,346	PMTRX00011177	Purchases	P461378378	08/17	Cincinnati Bell	\$648.50	
8/22/2017	343,900	PMTRX00011165	Purchases	2923619	8/17	Cincinnati Bell	\$120.16	
9/14/2017	344,936	PMTRX00011195	Purchases	4414090	9/17	Cincinnati Bell	\$407.00	
9/14/2017	344,939	PMTRX00011195	Purchases	4419198	9/17	Cincinnati Bell	\$174.08	
9/14/2017	344,940	PMTRX00011195	Purchases	4410675	9/17	Cincinnati Bell	\$176.56	
9/14/2017	344,942	PMTRX00011195	Purchases	4410896	9/17	Cincinnati Bell	\$61.36	
System:	HISTORICAL DETAILED T	10/5/2018	10:45:50 AM	Page:	310	User Date:	10/5/2018	User ID: skampsen
N Ky Water District								
9/16/2017	345,053	PMTRX00011198	Purchases	4410813	9/17	Cincinnati Bell	\$69.06	
9/22/2017	345,201	PMTRX00011202	Purchases	2923619	9/17	Cincinnati Bell	\$120.16	
10/1/2017	346,012	PMTRX00011223	Purchases	P461378378	10/17	Cincinnati Bell	\$647.78	
10/14/2017	346,531	PMTRX00011236	Purchases	4410675	10/17	Cincinnati Bell	\$176.78	
10/14/2017	346,535	PMTRX00011236	Purchases	4410896	10/17	Cincinnati Bell	\$61.45	
10/14/2017	346,536	PMTRX00011236	Purchases	4419198	10/17	Cincinnati Bell	\$174.43	
10/14/2017	346,538	PMTRX00011236	Purchases	4414090	10/17	Cincinnati Bell	\$407.15	
10/16/2017	346,540	PMTRX00011236	Purchases	4410813	10/17	Cincinnati Bell	\$69.15	
10/22/2017	346,841	PMTRX00011243	Purchases	2920102	10/17	Cincinnati Bell	\$27.38	
11/1/2017	347,437	PMTRX00011260	Purchases	P461378378	11/17	Cincinnati Bell	\$647.78	
11/14/2017	347,865	PMTRX00011272	Purchases	4414090	11/17	Cincinnati Bell	\$407.18	
11/14/2017	347,867	PMTRX00011272	Purchases	4419198	11/17	Cincinnati Bell	\$174.46	
11/14/2017	347,869	PMTRX00011272	Purchases	4410675	11/17	Cincinnati Bell	\$176.83	
11/14/2017	347,871	PMTRX00011272	Purchases	4410896	11/17	Cincinnati Bell	\$61.47	
11/16/2017	347,872	PMTRX00011272	Purchases	4410813	11/17	Cincinnati Bell	\$69.18	
11/22/2017	348,063	PMTRX00011276	Purchases	2920102	11/17	Cincinnati Bell	\$54.52	
12/1/2017	348,739	PMTRX00011295	Purchases	P461378378	12/17	Cincinnati Bell	\$648.98	
12/14/2017	349,297	PMTRX00011310	Purchases	4419198	12/17	Cincinnati Bell	\$174.46	
12/14/2017	349,299	PMTRX00011310	Purchases	4414090	12/17	Cincinnati Bell	\$407.18	
12/14/2017	349,305	PMTRX00011310	Purchases	4410896	12/17	Cincinnati Bell	\$61.47	
12/14/2017	349,307	PMTRX00011310	Purchases	4410675	12/17	Cincinnati Bell	\$176.83	
12/16/2017	349,519	PMTRX00011316	Purchases	4410813	12/17	Cincinnati Bell	\$69.18	
12/22/2017	349,513	PMTRX00011316	Purchases	2920102	12/17	Cincinnati Bell	\$54.52	
			Totals:	Account:	635-3004-029	Net Change	Ending Balance	
Account:	635-3005-029		Description:	Contractual Services - MPTP	Beginning Balance:	\$9,073.28	\$18,958.13	\$9,073.28 \$0.00
Trx Date	Jrnl No.	Orig. Audit Trail	Distribution Reference	Orig. Master Number	Orig. Master Name		Debit	Credit
8/1/2017	343,887	GLTRX00044607					\$5,699.05	
9/1/2017	344,202	PMTRX00011173	Purchases	79016	Lawn Systems, Inc.		\$1,499.75	
10/1/2017	345,896	PMTRX00011219	Purchases	79094	Lawn Systems, Inc.		\$1,499.75	
11/1/2017	347,279	PMTRX00011257	Purchases	79168	Lawn Systems, Inc.		\$1,499.75	
			Totals:	Account:	635-3005-029	Net Change	Ending Balance	
Account:	635-3006-029		Description:	Snow Removal MPTP	Beginning Balance:	\$10,198.30	\$10,198.30	\$10,198.30 \$0.00
Trx Date	Jrnl No.	Orig. Audit Trail	Distribution Reference	Orig. Master Number	Orig. Master Name		Debit	Credit
			Totals:	Account:	635-3006-029	Net Change	Ending Balance	*No transactions for this account*
Account:	635-4000-001		Description:	Other Contractual Serv. - FTTP	Beginning Balance:	\$0.00	\$3,358.34	\$0.00 \$0.00
Trx Date	Jrnl No.	Orig. Audit Trail	Distribution Reference	Orig. Master Number	Orig. Master Name		Debit	Credit
7/1/2017	341,636	PMTRX00011112	Purchases	4804	Best Way Disposal		\$282.48	
7/1/2017	341,638	PMTRX00011112	Purchases	5094	Best Way Disposal		\$75.15	
7/1/2017	341,642	PMTRX00011112	Purchases	1039861	7/17 Cincinnati Bell		\$36.74	
7/1/2017	341,667	PMTRX00011112	Purchases	M-17-243Q2	EDI, Inc.		\$750.00	
7/1/2017	341,722	PMTRX00011113	Purchases	86175	R & M Welding Products Inc		\$94.78	
7/1/2017	341,856	PMTRX00011115	Purchases	3447809	Staffmark		\$756.00	
7/1/2017	342,002	PMTRX00011123	Purchases	701249	CE Power Solutions, LLC		\$1,900.00	
7/6/2017	341,853	PMTRX00011115	Purchases	25057	Raynmaster Lawn Sprinklers		\$84.00	
7/11/2017	341,904	PMTRX00011117	Purchases	K586-17	Mills Fence Co., Inc.		\$1,485.00	
7/18/2017	342,215	PMTRX00011127	Purchases	6008-1	4 Seasons Grounds Management		\$176.50	

7/31/2017	342,522	GLTRX00044447							\$398.93
8/1/2017	343,030	PMTRX00011145	Purchases		1039861 8/17	Cincinnati Bell			\$36.74
8/1/2017	343,033	PMTRX00011145	Purchases		6062	Best Way Disposal			\$282.48
8/1/2017	343,035	PMTRX00011145	Purchases		6351	Best Way Disposal			\$78.45
8/1/2017	343,699	PMTRX00011162	Purchases		86801	R & M Welding Products Inc			\$97.88
8/3/2017	343,200	PMTRX00011150	Purchases		1549	Cains Customs Inc.			\$250.00
8/22/2017	343,737	PMTRX00011163	Purchases		80368	Document Destruction			\$65.00
8/31/2017	344,154	GLTRX00044657							\$666.09
9/1/2017	344,345	PMTRX00011177	Purchases		1039861 9/17	Cincinnati Bell			\$36.74
9/1/2017	344,377	PMTRX00011177	Purchases		3003403788	ThyssenKrupp Elevator			\$85.03
9/1/2017	344,505	PMTRX00011182	Purchases		7391	Best Way Disposal			\$78.45
9/1/2017	344,506	PMTRX00011182	Purchases		7102	Best Way Disposal			\$339.69
9/1/2017	344,708	PMTRX00011190	Purchases		17-2013	Greater Comfort Heating & Air			\$255.00
9/1/2017	344,736	PMTRX00011191	Purchases		87412	R & M Welding Products Inc			\$97.88
9/1/2017	344,912	RECVG00002273	Purchases		RCT0000009937	Otis Elevator Company			\$2,783.47
9/14/2017	345,211	PMTRX00011203	Purchases		49224	Erlanger Window Cleaning			\$1,850.00
9/30/2017	345,353	GLTRX00044828							\$532.51
System:	HISTORICAL DETAILED T 10/5/2018		10:45:50 AM	Page:	311	User Date:	10/5/2018	User ID:	skampsen
N Ky Water District									
10/1/2017	345,830	PMTRX00011214	Purchases		1039861 10/17	Cincinnati Bell			\$36.74
10/1/2017	345,930	PMTRX00011221	Purchases		88100	R & M Welding Products Inc			\$94.78
10/1/2017	346,637	PMTRX00011241	Purchases		700 ALEX PK 10/17	City of Ft. Thomas			\$158.00
10/1/2017	346,651	PMTRX00011241	Purchases		17-2020	Greater Comfort Heating & Air			\$800.00
10/2/2017	345,820	PMTRX00011214	Purchases		7606	Best Way Disposal			\$340.31
10/2/2017	345,822	PMTRX00011214	Purchases		7895	Best Way Disposal			\$78.45
10/18/2017	346,364	PMTRX00011232	Purchases		01-16-078-3	Marine Solutions Inc.			\$1,700.00
10/31/2017	346,826	GLTRX00045027							\$532.51
11/1/2017	347,232	PMTRX00011256	Purchases		8959	Best Way Disposal			\$78.45
11/1/2017	347,234	PMTRX00011256	Purchases		8672	Best Way Disposal			\$284.31
11/1/2017	347,422	PMTRX00011260	Purchases		AR00171149	Badger Daylighting Corp.			\$895.00
11/1/2017	347,436	PMTRX00011260	Purchases		1039861 11/17	Cincinnati Bell			\$36.74
11/1/2017	347,457	PMTRX00011261	Purchases		18559	Flaig Welding Co Inc			\$80.00
11/1/2017	347,514	PMTRX00011263	Purchases		88729	R & M Welding Products Inc			\$97.88
11/1/2017	347,628	PMTRX00011268	Purchases		AR00172617	Badger Daylighting Corp.			\$1,580.00
11/1/2017	348,241	PMTRX00011281	Purchases		107016141	Sumerel Tire Co., Inc., Bob			\$98.99
11/2/2017	347,634	PMTRX00011268	Purchases		17-2545	Greater Comfort Heating & Air			\$225.00
11/10/2017	347,912	PMTRX00011273	Purchases		38608706	Trane U.S., Inc.			\$2,010.00
11/28/2017	348,580	PMTRX00011288	Purchases		38643534	Trane U.S., Inc.			\$1,317.00
11/30/2017	348,220	GLTRX00045182							\$532.51
11/30/2017	348,579	PMTRX00011288	Purchases		89338	R & M Welding Products Inc			\$94.78
12/1/2017	348,720	PMTRX00011295	Purchases		9459	Best Way Disposal			\$342.19
12/1/2017	348,722	PMTRX00011295	Purchases		9745	Best Way Disposal			\$78.45
12/1/2017	348,733	PMTRX00011295	Purchases		1039861 12/17	Cincinnati Bell			\$36.74
12/1/2017	348,747	PMTRX00011295	Purchases		82803	Document Destruction			\$65.00
12/1/2017	348,832	RECVG00002304	Purchases		RCT0000010092	Advanced Glazing Contractors LLC			\$6,551.00
12/1/2017	348,947	PMTRX00011301	Purchases		113863	Kentucky State Treasurer			\$100.00
12/1/2017	348,953	PMTRX00011301	Purchases		SI-15841	Teasdale Fenton			\$7,696.92
12/1/2017	349,208	PMTRX00011306	Purchases		29227	GRW Engineers, Inc			\$1,400.00
12/13/2017	349,203	PMTRX00011306	Purchases		161289	Gleason Electric Inc			\$673.01
12/13/2017	349,754	PMTRX00011319	Purchases		B375771	Cottingham True Value			\$470.70
12/18/2017	350,608	PMTRX00011345	Purchases		589836	ACE Exterminating Co. / Dawn			\$97.00
12/19/2017	349,627	PMTRX00011317	Purchases		38702721	Trane U.S., Inc.			\$939.00
12/27/2017	350,236	PMTRX00011332	Purchases		38713734	Trane U.S., Inc.			\$1,244.39
12/31/2017	349,543	GLTRX00045351							\$532.51
12/31/2017	350,121	PMTRX00011329	Purchases		38304	Northern Kentucky Machine			\$165.00
12/31/2017	350,229	PMTRX00011332	Purchases		89954	R & M Welding Products Inc			\$97.88
			Totals:	Account:	635-4000-001	Net Change	Ending Balance		\$45,136.23
Account:	635-4000-002		Description:	Other Contractual Serv. - TMTP	Beginning Balance:	\$7,345.18			\$0.00
Trx Date	Jrnl No.	Orig. Audit Trail	Distribution Reference		Orig. Master Number			Debit	Credit
7/1/2017	341,667	PMTRX00011112	Purchases		M-17-243Q2	EDJ, Inc.		\$300.00	
7/1/2017	342,002	PMTRX00011123	Purchases		701249	CE Power Solutions, LLC		\$3,350.00	
7/1/2017	342,380	PMTRX00011131	Purchases		1746	Affordable Window-N-Glass		\$330.00	
8/1/2017	343,427	PMTRX00011156	Purchases		859569	DeBra-Kuempel		\$5,472.70	

8/28/2017	344,127	CMTRX00008148	Bank Transaction Entry	RCT000037447					\$3,648.46
9/1/2017	345,220	PMTRX00011203	Purchases	17-2021	Greater Comfort Heating & Air	\$360.00			
9/1/2017	345,549	PMTRX00011208	Purchases	107563	Hensley Plumbing Inc., Mike	\$230.00			
9/14/2017	345,213	PMTRX00011203	Purchases	49225	Erlanger Window Cleaning	\$750.00			
12/1/2017	348,611	PMTRX00011290	Purchases	3003558616	ThysenKrupp Elevator	\$85.03			
12/1/2017	348,746	PMTRX00011295	Purchases	884153	DeBra-Kuempele	\$3,776.00			

Account: 635-4000-003			Totals:	Account: 635-4000-002	Net Change	Ending Balance	\$14,653.73	\$3,648.46
Trx Date	Jrnl No.	Orig. Audit Trail	Description:	Other Contractual Serv. - Laboratory	Beginning Balance:	\$2,566.87		
			Distribution Reference		Orig. Master Number		Debit	Credit
7/1/2017	341,690	PMTRX00011112	Purchases	547714	RUMPKE	\$10.00		
8/1/2017	343,036	PMTRX00011145	Purchases	552841	RUMPKE	\$10.00		
8/1/2017	343,197	PMTRX00011150	Purchases	577767	ACE Exterminating Co. / Dawn	\$261.10		
8/11/2017	343,703	PMTRX00011162	Purchases	3182090000000 8/17	Sanitation District No. 1	\$1,262.12		
9/1/2017	344,572	PMTRX00011184	Purchases	557921	RUMPKE	\$10.00		
9/1/2017	344,738	PMTRX00011191	Purchases	8100034728000 9/17	Sanitation District No. 1	\$193.87		
10/1/2017	345,932	PMTRX00011221	Purchases	562716	RUMPKE	\$10.00		
10/17/2017	347,161	PMTRX00011253	Purchases	566761	RUMPKE	\$10.00		
11/11/2017	347,681	PMTRX00011269	Purchases	3182090000000 11/17	Sanitation District No. 1	\$1,232.83		
12/1/2017	348,872	PMTRX00011297	Purchases	571697	RUMPKE	\$10.00		
12/19/2017	350,615	PMTRX00011345	Purchases	575557	RUMPKE	\$10.00		

System: HISTORICAL DETAILED T 10/5/2018			Totals:	Account: 635-4000-003	Net Change	Ending Balance	\$3,019.92	\$0.00
N Ky Water District			10:45:50 AM	Page:	312	10/5/2018	User ID:	skampsen

Account: 635-4000-020			Description:	Contract Serv. Other - Instrumentati	Beginning Balance:	\$23,900.23		
Trx Date	Jrnl No.	Orig. Audit Trail	Distribution Reference		Orig. Master Number		Debit	Credit
7/1/2017	341,639	PMTRX00011112	Purchases	D160351 07/17	Cincinnati Bell	\$1,454.50		
7/1/2017	342,413	PMTRX00011131	Purchases	9788022580	Verizon Wireless	\$150.10		
7/13/2017	341,832	PMTRX00011115	Purchases	8024551	BestOne, Tire & Service of Mid America, Inc.	\$87.43		
7/23/2017	342,762	PMTRX00011138	Purchases	9789764254	Verizon Wireless	\$150.10		
7/31/2017	342,522	GLTRX00044447				\$63.17		
8/1/2017	343,029	PMTRX00011145	Purchases	D160351 08/17	Cincinnati Bell	\$1,454.50		
8/2/2017	343,259	PMTRX00011151	Purchases	733-485170	KOI Enterprises, Inc	\$6.65		
8/8/2017	343,257	PMTRX00011151	Purchases	767-015048	KOI Enterprises, Inc	\$3.55		
8/23/2017	344,384	PMTRX00011177	Purchases	9791511396	Verizon Wireless	\$150.10		
8/31/2017	344,154	GLTRX00044657				\$63.17		
9/1/2017	344,343	PMTRX00011177	Purchases	D160351 09/17	Cincinnati Bell	\$1,454.50		
9/1/2017	344,560	PMTRX00011184	Purchases	21907	Mark's Garage	\$139.24		
9/1/2017	344,561	PMTRX00011184	Purchases	21844	Mark's Garage	\$1,261.14		
9/5/2017	344,554	PMTRX00011184	Purchases	767-015507	KOI Enterprises, Inc	\$10.75		
9/14/2017	345,121	PMTRX00011199	Purchases	733-093204	KOI Enterprises, Inc	\$7.18		
9/19/2017	345,119	PMTRX00011199	Purchases	767-015741	KOI Enterprises, Inc	\$8.82		
9/21/2017	345,222	PMTRX00011204	Purchases	733-493393	KOI Enterprises, Inc	\$1.20		
9/30/2017	345,353	GLTRX00044828				\$63.17		
10/1/2017	345,834	PMTRX00011214	Purchases	D160351 10/17	Cincinnati Bell	\$1,454.50		
10/1/2017	345,968	PMTRX00011222	Purchases	9793266709	Verizon Wireless	\$150.10		
10/1/2017	346,574	PMTRX00011237	Purchases	527786	Pelco	\$591.23		
10/4/2017	345,864	PMTRX00011215	Purchases	16052	Fastech Alarms &	\$743.21		
10/16/2017	346,377	PMTRX00011232	Purchases	107016245	Sumerel Tire Co., Inc., Bob	\$253.98		
10/16/2017	347,008	PMTRX00011250	Purchases	16140	Fastech Alarms &	\$75.00		
10/23/2017	347,012	PMTRX00011250	Purchases	9795033269	Verizon Wireless	\$150.10		
10/31/2017	346,826	GLTRX00045027				\$63.17		
11/1/2017	347,435	PMTRX00011260	Purchases	D160351 11/17	Cincinnati Bell	\$1,454.50		
11/2/2017	348,471	PMTRX00011284	Purchases	16191	Fastech Alarms &	\$772.86		
11/15/2017	348,470	PMTRX00011284	Purchases	16247	Fastech Alarms &	\$545.00		
11/22/2017	348,222	PMTRX00011281	Purchases	V9PYX901	ADI	\$131.02		
11/23/2017	348,547	PMTRX00011287	Purchases	9796810365	Verizon Wireless	\$150.10		
11/30/2017	348,220	GLTRX00045182				\$63.17		
12/1/2017	348,731	PMTRX00011295	Purchases	D160351 12/17	Cincinnati Bell	\$1,454.50		
12/7/2017	349,163	PMTRX00011305	Purchases	126292	Bonded Lock Service LLC	\$194.50		
12/7/2017	349,512	RECVG00002311	Purchases	RCT0000010139	Security Fence Group, Inc.	\$1,320.00		
12/12/2017	349,164	PMTRX00011305	Purchases	126337	Bonded Lock Service LLC	\$337.50		
12/13/2017	350,989	GLTRX00045539				\$4,815.56		

12/22/2017	349,920	RECVG00002312	Purchases	RCT0000010145	Security Fence Group, Inc.	\$1,090.00		
12/23/2017	350,123	PMTRX00011329	Purchases	9798610994	Verizon Wireless	\$150.10		
12/29/2017	350,215	PMTRX00011332	Purchases	16587	Fastech Alarms &	\$211.99		
12/31/2017	349,543	GLTRX00045351				\$63.17		
			Totals:	Account:	635-4000-020	Net Change	Ending Balance	
Account:	635-4000-027		Description:	Contractual Services-Reservoir Clear	Beginning Balance:	\$22,764.53	\$46,664.76	\$22,764.53
Trx Date	Jrnl No.	Orig. Audit Trail	Distribution Reference	Orig. Master Number	Orig. Master Name			Debit
7/31/2017	342,430	GLTRX00044439						\$5,734.68
8/31/2017	344,117	GLTRX00044644						\$5,734.68
9/29/2017	345,244	GLTRX00044811						\$5,734.68
10/27/2017	346,752	GLTRX00045000						\$5,734.68
11/30/2017	348,112	GLTRX00045173						\$5,734.68
12/28/2017	349,537	GLTRX00045345						\$5,734.68
			Totals:	Account:	635-4000-027	Net Change	Ending Balance	
Account:	635-4000-029		Description:	Contractual Services Other- Maint.	Beginning Balance:	\$34,408.08	\$68,816.16	\$34,408.08
Trx Date	Jrnl No.	Orig. Audit Trail	Distribution Reference	Orig. Master Number	Orig. Master Name			Debit
7/1/2017	341,667	PMTRX00011112	Purchases	M-17-243Q2	EDJ, Inc.			\$600.00
7/1/2017	342,002	PMTRX00011123	Purchases	701249	CE Power Solutions, LLC			\$1,900.00
7/24/2017	342,795	RECVG00002258	Purchases	RCT0000009850	Calorplast USA			\$1,943.45
7/26/2017	342,542	PMTRX00011133	Purchases	2329133	RUMPKE			\$554.16
8/7/2017	343,647	PMTRX00011161	Purchases	35968	Eckstein Roofing Co.			\$380.00
8/29/2017	344,032	PMTRX00011168	Purchases	2338954	RUMPKE			\$120.00
9/1/2017	344,377	PMTRX00011177	Purchases	3003403788	ThyssenKrupp Elevator			\$85.03
9/1/2017	344,551	PMTRX00011184	Purchases	150022	Jolly Plumbing			\$175.00
9/12/2017	345,219	PMTRX00011203	Purchases	17-2022	Greater Comfort Heating & Air			\$600.00
9/14/2017	345,212	PMTRX00011203	Purchases	49223	Erlanger Window Cleaning			\$1,500.00
9/27/2017	345,598	PMTRX00011209	Purchases	2348253	RUMPKE			\$120.00
System:	HISTORICAL DETAILED T	10/5/2018	10:45:50 AM	Page:	313	User Date:	10/5/2018	User ID:
N Ky Water District								
10/1/2017	346,636	PMTRX00011241	Purchases	0 MEM PKWY 10/17	City of Ft. Thomas			\$158.00
10/5/2017	345,875	PMTRX00011216	Purchases	602723957	Hillyard Kentucky			\$380.63
10/18/2017	346,364	PMTRX00011232	Purchases	01-16-078-3	Marine Solutions Inc.			\$1,700.00
10/26/2017	346,948	PMTRX00011248	Purchases	2356977	RUMPKE			\$120.00
11/27/2017	348,530	PMTRX00011287	Purchases	2365932	RUMPKE			\$120.00
12/1/2017	348,611	PMTRX00011290	Purchases	3003558616	ThyssenKrupp Elevator			\$85.03
12/1/2017	348,942	PMTRX00011301	Purchases	17-2698	Greater Comfort Heating & Air			\$245.00
12/27/2017	349,834	PMTRX00011322	Purchases	2375828	RUMPKE			\$120.00
			Totals:	Account:	635-4000-029	Net Change	Ending Balance	
Account:	635-4001-029		Description:	Contractual Services-Safety - Maint	Beginning Balance:	\$10,906.30	\$27,837.07	\$10,906.30
Trx Date	Jrnl No.	Orig. Audit Trail	Distribution Reference	Orig. Master Number	Orig. Master Name			Debit
8/25/2017	343,982	PMTRX00011167	Purchases	4001441038	Cintas #315			\$562.50
9/8/2017	344,691	PMTRX00011190	Purchases	4001588931	Cintas #315			\$380.27
9/22/2017	345,523	PMTRX00011207	Purchases	4001736663	Cintas #315			\$562.50
12/1/2017	349,175	PMTRX00011305	Purchases	4002659060	Cintas #315			\$380.27
			Totals:	Account:	635-4001-029	Net Change	Ending Balance	
Account:	635-5000-025		Description:	Contractual Other - Pumping Other	Beginning Balance:	\$1,885.54	\$1,885.54	\$1,885.54
Trx Date	Jrnl No.	Orig. Audit Trail	Distribution Reference	Orig. Master Number	Orig. Master Name			Debit
7/14/2017	342,040	PMTRX00011123	Purchases	115850401 7/17	Time Warner Cable			\$110.00
7/14/2017	342,237	PMTRX00011127	Purchases	4410482 7/17	Cincinnati Bell			\$188.01
8/1/2017	343,320	PMTRX00011153	Purchases	8100034727001 8/17	Sanitation District No. 1			\$72.96
8/1/2017	343,321	PMTRX00011153	Purchases	8100034728000 8/17	Sanitation District No. 1			\$619.68
8/11/2017	343,398	PMTRX00011155	Purchases	3138056050000 8/17	Sanitation District No. 1			\$49.90
8/11/2017	343,700	PMTRX00011162	Purchases	3182091200000 8/17	Sanitation District No. 1			\$1,485.59
8/11/2017	343,705	PMTRX00011162	Purchases	3182091000003 8/17	Sanitation District No. 1			\$15.12
8/14/2017	343,616	PMTRX00011159	Purchases	4410482 8/17	Cincinnati Bell			\$187.39
8/14/2017	343,712	PMTRX00011162	Purchases	115850401 8/17	Time Warner Cable			\$110.00
9/1/2017	344,739	PMTRX00011191	Purchases	8100034727001 9/17	Sanitation District No. 1			\$25.04
9/14/2017	344,894	PMTRX00011193	Purchases	115850401 9/17	Time Warner Cable			\$110.00
9/14/2017	344,937	PMTRX00011195	Purchases	4410482 9/17	Cincinnati Bell			\$187.39
10/1/2017	345,935	PMTRX00011221	Purchases	8100034728000 10/17	Sanitation District No. 1			\$166.11

10/1/2017	345,936	PMTRX00011221	Purchases	8100034727001 10/17	Sanitation District No. 1	\$25.04		
10/14/2017	346,393	PMTRX00011233	Purchases	115850401 10/17	Time Warner Cable	\$110.00		
10/14/2017	346,530	PMTRX00011236	Purchases	4410482 10/17	Cincinnati Bell	\$187.26		
11/1/2017	347,553	PMTRX00011267	Purchases	8100034727001 11/17	Sanitation District No. 1	\$25.04		
11/1/2017	347,554	PMTRX00011267	Purchases	8100034728000 11/17	Sanitation District No. 1	\$166.11		
11/11/2017	347,679	PMTRX00011269	Purchases	3182091200000 11/17	Sanitation District No. 1	\$1,441.38		
11/11/2017	347,680	PMTRX00011269	Purchases	3138056050000 11/17	Sanitation District No. 1	\$49.90		
11/11/2017	347,683	PMTRX00011269	Purchases	3182091000003 11/17	Sanitation District No. 1	\$15.12		
11/14/2017	347,856	PMTRX00011272	Purchases	115850401 11/17	Time Warner Cable	\$110.00		
11/14/2017	347,868	PMTRX00011272	Purchases	4410482 11/17	Cincinnati Bell	\$187.42		
12/1/2017	348,887	PMTRX00011299	Purchases	8100034727001 12/17	Sanitation District No. 1	\$25.04		
12/1/2017	348,888	PMTRX00011299	Purchases	8100034728000 12/17	Sanitation District No. 1	\$159.17		
12/14/2017	349,282	PMTRX00011309	Purchases	115850401 12/17	Time Warner Cable	\$110.00		
12/14/2017	349,308	PMTRX00011310	Purchases	4410482 12/17	Cincinnati Bell	\$187.42		

Totals: Account: 635-5000-025

Description:	Contractual Other - Eng. Operations	Beginning Balance:	\$1,134.31					
Distribution Reference	Orig. Master Number	Orig. Master Name	Debit	Credit				
Purchases	PERMITS 6/28/17	City of Edgewood	\$265.00					
			\$95.50					
			\$150.00					
			\$24.50					
			\$240.00					
			\$150.00					
			\$300.00					
			\$500.00					
			\$50.00					
			\$615.00					

Totals: Account: 635-5001-030

Description:	Contractual Other - Eng. Communic	Beginning Balance:	\$9,460.49					
Distribution Reference	Orig. Master Number	Orig. Master Name	Debit	Credit				
10:45:50 AM	314	User Date:	10/5/2018	skampsen				

Account: 635-5002-030  
Trx Date Jrnl No. Orig. Audit Trail  
System: HISTORICAL DETAILED T 10/5/2018

N Ky Water District								
7/1/2017	341,678	PMTRX00011112	Purchases	991363	Mobilcomm Inc.	\$963.00		
7/1/2017	341,694	PMTRX00011112	Purchases	430234 7/17	Vivial	\$206.71		
7/19/2017	342,227	PMTRX00011127	Purchases	5789898 7/17	Cincinnati Bell	\$583.16		
8/1/2017	342,839	PMTRX00011140	Purchases	430234 8/17	Vivial	\$206.71		
8/1/2017	343,918	PMTRX00011165	Purchases	992466	Mobilcomm Inc.	\$963.00		
8/19/2017	343,898	PMTRX00011165	Purchases	5789898 8/17	Cincinnati Bell	\$571.11		
9/1/2017	344,258	PMTRX00011174	Purchases	430234 9/17	Vivial	\$206.71		
9/1/2017	345,137	PMTRX00011200	Purchases	993929	Mobilcomm Inc.	\$499.00		
9/1/2017	345,138	PMTRX00011200	Purchases	993939	Mobilcomm Inc.	\$464.00		
9/19/2017	345,051	PMTRX00011198	Purchases	5789898 9/17	Cincinnati Bell	\$565.87		
10/1/2017	345,903	PMTRX00011219	Purchases	995255	Mobilcomm Inc.	\$464.00		
10/1/2017	345,904	PMTRX00011219	Purchases	995245	Mobilcomm Inc.	\$499.00		
10/1/2017	345,969	PMTRX00011222	Purchases	430234 10/17	Vivial	\$210.27		
10/19/2017	346,632	PMTRX00011241	Purchases	5789898 10/17	Cincinnati Bell	\$578.05		
10/30/2017	347,010	PMTRX00011250	Purchases	996372	Mobilcomm Inc.	\$464.00		
10/30/2017	347,011	PMTRX00011250	Purchases	996363	Mobilcomm Inc.	\$499.00		
10/31/2017	347,009	PMTRX00011250	Purchases	996319	Mobilcomm Inc.	\$672.00		
11/1/2017	347,300	PMTRX00011257	Purchases	430234 11/17	Vivial	\$210.26		
11/19/2017	348,061	PMTRX00011276	Purchases	5789898 11/17	Cincinnati Bell	\$577.93		
11/28/2017	348,549	PMTRX00011287	Purchases	430234 12/17	Vivial	\$210.25		
11/30/2017	348,507	PMTRX00011285	Purchases	994042	Mobilcomm Inc.	\$715.00		
11/30/2017	348,508	PMTRX00011285	Purchases	997640	Mobilcomm Inc.	\$464.00		
11/30/2017	348,509	PMTRX00011285	Purchases	997631	Mobilcomm Inc.	\$499.00		
12/19/2017	349,515	PMTRX00011316	Purchases	5789898 12/17	Cincinnati Bell	\$573.98		
12/29/2017	350,222	PMTRX00011332	Purchases	998803	Mobilcomm Inc.	\$499.00		
12/29/2017	350,223	PMTRX00011332	Purchases	998812	Mobilcomm Inc.	\$464.00		

Totals: Account: 635-5002-030

Description:	Contractual Other - Dist. Communic	Beginning Balance:	\$995.61					
Distribution Reference	Orig. Master Number	Orig. Master Name	Debit	Credit				

Account: 635-5002-031  
Trx Date Jrnl No. Orig. Audit Trail

7/2/2017	341,644	PMTRX00011112	Purchases	6556563	7/17	Cincinnati Bell	\$166.32	
8/2/2017	343,025	PMTRX00011145	Purchases	6556563	8/17	Cincinnati Bell	\$166.31	
9/2/2017	344,659	PMTRX00011189	Purchases	6556563	9/17	Cincinnati Bell	\$166.31	
10/2/2017	345,831	PMTRX00011214	Purchases	6556563	10/17	Cincinnati Bell	\$166.44	
11/2/2017	347,431	PMTRX00011260	Purchases	6556563	11/17	Cincinnati Bell	\$166.37	
12/2/2017	348,729	PMTRX00011295	Purchases	6556563	12/17	Cincinnati Bell	\$166.41	
			Totals:	Account:	635-5002-031		Ending Balance	
Account:	635-5003-025		Description:	Grounds Keeping- Pumping	Beginning Balance:		\$998.16	\$0.00
Trx Date	Jrnl No.	Orig. Audit Trail	Distribution Reference	Orig. Master Number	Orig. Master Name		Debit	Credit
7/1/2017	341,860	PMTRX00011115	Purchases	9006	Wessel Lawncare & Landscaping		\$2,543.36	
8/1/2017	343,334	PMTRX00011153	Purchases	9136	Wessel Lawncare & Landscaping		\$2,453.36	
8/1/2017	343,641	PMVVR00001339	Purchases	9136	Wessel Lawncare & Landscaping			\$2,453.36
8/1/2017	343,716	PMTRX00011162	Purchases	9136	Wessel Lawncare & Landscaping		\$2,543.36	
8/21/2017	343,927	PMTRX00011165	Purchases	9273	Wessel Lawncare & Landscaping		\$500.00	
8/30/2017	344,261	PMTRX00011174	Purchases	9275	Wessel Lawncare & Landscaping		\$2,543.36	
9/29/2017	345,667	PMTRX00011211	Purchases	9365	Wessel Lawncare & Landscaping		\$2,543.36	
10/31/2017	347,013	PMTRX00011250	Purchases	9407	Wessel Lawncare & Landscaping		\$2,543.36	
11/27/2017	348,156	PMTRX00011277	Purchases	9538	Wessel Lawncare & Landscaping		\$2,543.36	
11/30/2017	348,489	PMTRX00011285	Purchases	WOESTE RD 2017	Kramer, Tim		\$2,950.00	
12/12/2017	348,908	PMTRX00011299	Purchases	9563	Wessel Lawncare & Landscaping		\$1,900.00	
			Totals:	Account:	635-5003-025		Ending Balance	
Account:	635-5003-031		Description:	Contractual Other - Dist. Utilities	Beginning Balance:		\$20,610.16	\$2,453.36
Trx Date	Jrnl No.	Orig. Audit Trail	Distribution Reference	Orig. Master Number	Orig. Master Name		Debit	Credit
7/1/2017	341,649	PMTRX00011112	Purchases	12002095015	7/17 Duke Energy		\$7.96	
7/5/2017	341,659	PMTRX00011112	Purchases	11102202017	7/17 Duke Energy		\$7.73	
7/11/2017	341,879	PMTRX00011117	Purchases	95603661010	7/17 Duke Energy		\$10.14	
7/12/2017	341,972	PMTRX00011121	Purchases	20102202016	7/17 Duke Energy		\$8.25	
7/20/2017	342,255	PMTRX00011128	Purchases	16503714012	7/17 Duke Energy		\$7.73	
7/23/2017	342,603	PMTRX00011136	Purchases	2033023400004	7/17 Sanitation District No. 1		\$49.90	
7/27/2017	342,585	PMTRX00011135	Purchases	51502144018	7/17 Duke Energy		\$37.75	
7/27/2017	342,725	PMTRX00011138	Purchases	87400403218	7/17 Duke Energy		\$32.90	
8/1/2017	343,024	PMTRX00011145	Purchases	12002095015	8/17 Duke Energy		\$7.96	
8/3/2017	343,013	PMTRX00011145	Purchases	11102202017	8/17 Duke Energy		\$7.73	
8/9/2017	343,223	PMTRX00011150	Purchases	95603661010	8/17 Duke Energy		\$9.83	
8/10/2017	343,228	PMTRX00011150	Purchases	20102202016	8/17 Duke Energy		\$7.99	
System:	HISTORICAL DETAILED T 10/5/2018		10:45:50 AM	Page:	315	User Date:	10/5/2018	User ID: skampsen
N Ky Water District								
8/18/2017	343,634	PMTRX00011159	Purchases	16503714012	8/17 Duke Energy		\$7.73	
8/25/2017	343,985	PMTRX00011167	Purchases	51502144018	8/17 Duke Energy		\$36.41	
8/25/2017	344,025	PMTRX00011168	Purchases	87400403218	8/17 Duke Energy		\$32.42	
9/1/2017	344,357	PMTRX00011177	Purchases	12002095015	9/17 Duke Energy		\$7.96	
9/1/2017	344,365	PMTRX00011177	Purchases	11102202017	9/17 Duke Energy		\$7.90	
9/6/2017	344,676	PMTRX00011189	Purchases	95603661010	9/17 Duke Energy		\$9.89	
9/13/2017	344,862	PMTRX00011193	Purchases	20102202016	9/17 Duke Energy		\$7.81	
9/19/2017	345,065	PMTRX00011198	Purchases	16503714012	9/17 Duke Energy		\$7.73	
9/26/2017	345,534	PMTRX00011207	Purchases	51502144018	9/17 Duke Energy		\$53.12	
9/26/2017	345,646	PMTRX00011211	Purchases	87400403218	9/17 Duke Energy		\$31.90	
10/1/2017	345,845	PMTRX00011215	Purchases	12002095015	10/17 Duke Energy		\$7.96	
10/3/2017	345,848	PMTRX00011215	Purchases	11102202017	10/17 Duke Energy		\$7.96	
10/9/2017	346,224	PMTRX00011228	Purchases	95603661010	10/17 Duke Energy		\$9.82	
10/10/2017	346,230	PMTRX00011228	Purchases	20102202016	10/17 Duke Energy		\$7.80	
10/18/2017	346,544	PMTRX00011236	Purchases	16503714012	10/17 Duke Energy		\$7.80	
10/22/2017	346,951	PMTRX00011248	Purchases	2033023400004	10/17 Sanitation District No. 1		\$49.90	
10/25/2017	346,852	PMTRX00011243	Purchases	51502144018	10/17 Duke Energy		\$24.37	
10/25/2017	347,200	PMTRX00011254	Purchases	87400403218	10/17 Duke Energy		\$30.56	
11/1/2017	347,257	PMTRX00011256	Purchases	12002095015	11/17 Duke Energy		\$7.96	
11/1/2017	347,260	PMTRX00011256	Purchases	11102202017	11/17 Duke Energy		\$8.08	
11/7/2017	347,612	PMTRX00011268	Purchases	95603661010	11/17 Duke Energy		\$10.30	
11/8/2017	347,611	PMTRX00011268	Purchases	20102202016	11/17 Duke Energy		\$8.60	
11/16/2017	347,849	PMTRX00011272	Purchases	16503714012	11/17 Duke Energy		\$7.73	
11/27/2017	348,467	PMTRX00011284	Purchases	51502144018	11/17 Duke Energy		\$84.90	
11/27/2017	348,561	PMTRX00011288	Purchases	87400403218	11/17 Duke Energy		\$32.56	



12/1/2017	348,593	PMTRX00011290	Purchases	12002095015 12/17	Duke Energy	\$7.96		
12/4/2017	348,752	PMTRX00011295	Purchases	11102202017 12/17	Duke Energy	\$8.59		
12/8/2017	348,769	PMTRX00011295	Purchases	95603661010 12/17	Duke Energy	\$10.27		
12/11/2017	349,191	PMTRX00011305	Purchases	20102202016 12/17	Duke Energy	\$8.16		
12/18/2017	349,482	PMTRX00011315	Purchases	16503714012 12/17	Duke Energy	\$7.73		
12/27/2017	349,763	PMTRX00011321	Purchases	51502144018 12/17	Duke Energy	\$99.58		
12/27/2017	349,885	PMTRX00011323	Purchases	87400403218 12/17	Duke Energy	\$32.10		
			Totals:	Account: 635-5003-031		Net Change	Ending Balance	
Account:	635-6000-006		Description:	Contractual Other - Bromley Station	Beginning Balance:	\$879.43	\$1,778.04	\$879.43 \$0.00
Trx Date	Jrnl No.	Orig. Audit Trail	Distribution Reference	Orig. Master Number	Orig. Master Name			Debit Credit
7/10/2017	341,961	PMTRX00011121	Purchases	2611750 7/17	Cincinnati Bell	\$67.91		
8/10/2017	343,211	PMTRX00011150	Purchases	2611750 8/17	Cincinnati Bell	\$67.64		
9/10/2017	344,849	PMTRX00011193	Purchases	2611750 9/17	Cincinnati Bell	\$67.64		
9/23/2017	345,599	PMTRX00011209	Purchases	5101003380000 9/17	Sanitation District No. 1	\$69.55		
10/10/2017	346,181	PMTRX00011227	Purchases	2611750 10/17	Cincinnati Bell	\$67.71		
11/10/2017	347,589	PMTRX00011268	Purchases	2611750 11/17	Cincinnati Bell	\$67.73		
12/10/2017	349,165	PMTRX00011305	Purchases	2611750 12/17	Cincinnati Bell	\$67.73		
12/23/2017	332,647	PMTRX00010917	Purchases	5101003380000 3/4	Sanitation District No. 1	\$69.55		
			Totals:	Account: 635-6000-006		Net Change	Ending Balance	
Account:	635-6000-008		Description:	Contractual Other - Dudley Pike Station	Beginning Balance:	\$545.46	\$1,085.21	\$545.46 \$0.00
Trx Date	Jrnl No.	Orig. Audit Trail	Distribution Reference	Orig. Master Number	Orig. Master Name			Debit Credit
7/19/2017	342,229	PMTRX00011127	Purchases	5788795 7/17	Cincinnati Bell	\$136.53		
8/19/2017	343,901	PMTRX00011165	Purchases	5788795 8/17	Cincinnati Bell	\$136.02		
9/19/2017	345,055	PMTRX00011198	Purchases	5788795 9/17	Cincinnati Bell	\$136.02		
10/19/2017	346,633	PMTRX00011241	Purchases	5788795 10/17	Cincinnati Bell	\$136.10		
11/19/2017	348,058	PMTRX00011276	Purchases	5788795 11/17	Cincinnati Bell	\$136.11		
12/19/2017	349,518	PMTRX00011316	Purchases	5788795 12/17	Cincinnati Bell	\$136.11		
			Totals:	Account: 635-6000-008		Net Change	Ending Balance	
Account:	635-6000-009		Description:	Contractual Other - Hands Pike Station	Beginning Balance:	\$816.89	\$1,627.82	\$816.89 \$0.00
Trx Date	Jrnl No.	Orig. Audit Trail	Distribution Reference	Orig. Master Number	Orig. Master Name			Debit Credit
7/5/2017	341,749	PMTRX00011114	Purchases	3567220 7/17	Cincinnati Bell	\$71.42		
7/25/2017	342,691	PMTRX00011137	Purchases	80000694200 7/17	Duke Energy	\$7.71		
8/5/2017	343,202	PMTRX00011150	Purchases	3567220 8/17	Cincinnati Bell	\$71.31		
8/23/2017	343,987	PMTRX00011167	Purchases	80000694200 8/17	Duke Energy	\$7.66		
9/5/2017	344,662	PMTRX00011189	Purchases	3567220 9/17	Cincinnati Bell	\$71.31		
9/22/2017	345,209	PMTRX00011203	Purchases	80000694200 9/17	Duke Energy	\$7.60		
10/5/2017	346,008	PMTRX00011223	Purchases	3567220 10/17	Cincinnati Bell	\$71.44		
10/23/2017	346,856	PMTRX00011243	Purchases	80000694200 10/17	Duke Energy	\$104.64		
11/5/2017	347,586	PMTRX00011268	Purchases	3567220 11/14	Cincinnati Bell	\$71.36		
System:	HISTORICAL DETAILED T 10/5/2018		10:45:50 AM	Page: 316	User Date:	10/5/2018	User ID:	skampsen
N Ky Water District								
11/21/2017	348,124	PMTRX00011277	Purchases	80000694200 11/17	Duke Energy	\$7.68		
12/5/2017	348,734	PMTRX00011295	Purchases	3567220 12/17	Cincinnati Bell	\$71.40		
12/21/2017	349,762	PMTRX00011321	Purchases	80000694200 12/17	Duke Energy	\$49.21		
			Totals:	Account: 635-6000-009		Net Change	Ending Balance	
Account:	635-6000-011		Description:	Contractual Other - Latonia Station	Beginning Balance:	\$612.74	\$1,080.68	\$612.74 \$0.00
Trx Date	Jrnl No.	Orig. Audit Trail	Distribution Reference	Orig. Master Number	Orig. Master Name			Debit Credit
7/10/2017	341,962	PMTRX00011121	Purchases	2615788 7/17	Cincinnati Bell	\$65.99		
8/10/2017	343,207	PMTRX00011150	Purchases	2615788 8/17	Cincinnati Bell	\$65.72		
9/10/2017	344,848	PMTRX00011193	Purchases	2615788 9/17	Cincinnati Bell	\$65.72		
10/10/2017	346,331	PMTRX00011232	Purchases	2615788 10/17	Cincinnati Bell	\$65.79		
11/10/2017	347,587	PMTRX00011268	Purchases	2615788 11/17	Cincinnati Bell	\$65.81		
12/10/2017	349,169	PMTRX00011305	Purchases	2615788 12/17	Cincinnati Bell	\$65.81		
			Totals:	Account: 635-6000-011		Net Change	Ending Balance	
Account:	635-6000-012		Description:	Contractual Other - W. Covington St	Beginning Balance:	\$394.84	\$784.09	\$394.84 \$0.00
Trx Date	Jrnl No.	Orig. Audit Trail	Distribution Reference	Orig. Master Number	Orig. Master Name			Debit Credit
7/10/2017	341,960	PMTRX00011121	Purchases	2616778 7/17	Cincinnati Bell	\$65.99		
8/10/2017	343,208	PMTRX00011150	Purchases	2616778 8/17	Cincinnati Bell	\$65.72		
9/10/2017	344,850	PMTRX00011193	Purchases	2616778 9/17	Cincinnati Bell	\$65.72		

10/10/2017	346,178	PMTRX00011227	Purchases	2616778 10/17	Cincinnati Bell	\$65.79		
11/10/2017	347,590	PMTRX00011268	Purchases	2616778 11/17	Cincinnati Bell	\$65.81		
12/10/2017	349,166	PMTRX00011305	Purchases	2616778 12/17	Cincinnati Bell	\$65.81		
			Totals:	Account: 635-6000-012	\$394.84	Ending Balance \$784.09	\$394.84	\$0.00
Account:	635-6000-016		Description:	Contractual Other - WaterWorks PS	Beginning Balance: \$389.25			
Trx Date	Jrnl No.	Orig. Audit Trail	Distribution Reference	Orig. Master Number	Orig. Master Name	Debit	Credit	
7/14/2017	342,239	PMTRX00011127	Purchases	4413118 7/17	Cincinnati Bell	\$66.10		
8/14/2017	343,610	PMTRX00011159	Purchases	4413118 8/17	Cincinnati Bell	\$65.72		
9/14/2017	344,945	PMTRX00011195	Purchases	4413118 9/17	Cincinnati Bell	\$65.72		
10/14/2017	346,529	PMTRX00011236	Purchases	4413118 10/17	Cincinnati Bell	\$65.79		
11/14/2017	347,862	PMTRX00011272	Purchases	4413118 11/17	Cincinnati Bell	\$65.81		
12/14/2017	349,302	PMTRX00011310	Purchases	4413118 12/17	Cincinnati Bell	\$65.81		
			Totals:	Account: 635-6000-016	Beginning Balance: \$437.14	Ending Balance \$784.20	\$394.95	\$0.00
Account:	635-6000-017		Description:	Contractual Other - Richardson Roa	Beginning Balance: \$437.14			
Trx Date	Jrnl No.	Orig. Audit Trail	Distribution Reference	Orig. Master Number	Orig. Master Name	Debit	Credit	
7/11/2017	341,905	PMTRX00011117	Purchases	2132520210000 7/17	Sanitation District No. 1	\$15.12		
7/19/2017	342,231	PMTRX00011127	Purchases	2830886 7/17	Cincinnati Bell	\$68.16		
8/19/2017	343,903	PMTRX00011165	Purchases	2830886 8/17	Cincinnati Bell	\$67.64		
9/19/2017	345,054	PMTRX00011198	Purchases	2830886 9/17	Cincinnati Bell	\$67.64		
10/13/2017	346,287	PMTRX00011231	Purchases	2132520210000 10/17	Sanitation District No. 1	\$15.12		
10/19/2017	346,635	PMTRX00011241	Purchases	2830886 10/17	Cincinnati Bell	\$67.72		
11/19/2017	348,060	PMTRX00011276	Purchases	2830886 11/17	Cincinnati Bell	\$67.73		
12/19/2017	349,516	PMTRX00011316	Purchases	2830886 12/17	Cincinnati Bell	\$67.73		
			Totals:	Account: 635-6000-017	Beginning Balance: \$0.00	Ending Balance \$874.00	\$436.86	\$0.00
Account:	635-6000-018		Description:	Contractual Other- Ripple Creek Sta	Beginning Balance: \$0.00			
Trx Date	Jrnl No.	Orig. Audit Trail	Distribution Reference	Orig. Master Number	Orig. Master Name	Debit	Credit	
7/25/2017	342,683	PMTRX00011137	Purchases	7817668 7/17	Cincinnati Bell	\$12.74		
			Totals:	Account: 635-6000-018	Beginning Balance: \$12.74	Ending Balance \$12.74	\$12.74	\$0.00
Account:	635-6000-024		Description:	Contractual Other - US27 Station	Beginning Balance: \$661.89			
Trx Date	Jrnl No.	Orig. Audit Trail	Distribution Reference	Orig. Master Number	Orig. Master Name	Debit	Credit	
7/14/2017	342,238	PMTRX00011127	Purchases	4411013 7/17	Cincinnati Bell	\$112.79		
8/14/2017	343,612	PMTRX00011159	Purchases	4411013 8/17	Cincinnati Bell	\$112.05		
9/14/2017	344,943	PMTRX00011195	Purchases	4411013 9/17	Cincinnati Bell	\$112.05		
10/14/2017	346,528	PMTRX00011236	Purchases	4411013 10/17	Cincinnati Bell	\$112.20		
11/14/2017	347,860	PMTRX00011272	Purchases	4411013 11/17	Cincinnati Bell	\$112.23		
12/14/2017	349,304	PMTRX00011310	Purchases	4411013 12/17	Cincinnati Bell	\$112.23		
System:	HISTORICAL DETAILED T	10/5/2018	10:45:50 AM	Page:	317	User Date: 10/5/2018	User ID: skampsen	
			Totals:	Account: 635-6000-024	Beginning Balance: \$29,527.55	Ending Balance \$1,335.44	\$673.55	\$0.00
Account:	635-6000-025		Description:	Contractual Other - Pumping Other	Beginning Balance: \$29,527.55			
Trx Date	Jrnl No.	Orig. Audit Trail	Distribution Reference	Orig. Master Number	Orig. Master Name	Debit	Credit	
7/1/2017	341,754	PMTRX00011114	Purchases	89092907	Layne Christensen Company	\$1,600.00		
7/1/2017	342,002	PMTRX00011123	Purchases	701249	CE Power Solutions, LLC	\$21,715.00		
7/1/2017	342,822	PMTRX00011140	Purchases	150573	Hensley Plumbing Inc., Mike	\$250.00		
7/5/2017	341,746	PMTRX00011114	Purchases	3564005 7/17	Cincinnati Bell	\$71.42		
7/11/2017	341,909	PMTRX00011117	Purchases	2132526000004 7/17	Sanitation District No. 1	\$21.17		
7/30/2017	342,834	PMTRX00011140	Purchases	1356165410000 7/17	Sanitation District No. 1	\$15.12		
8/5/2017	343,206	PMTRX00011150	Purchases	3564005 8/17	Cincinnati Bell	\$71.31		
8/10/2017	343,237	PMTRX00011151	Purchases	KYERL230144	Fastenal Company	\$52.54		
8/10/2017	343,659	PMTRX00011161	Purchases	161043	Gleason Electric Inc	\$541.50		
9/1/2017	344,377	PMTRX00011177	Purchases	3003403788	ThyssenKrupp Elevator	\$85.03		
9/1/2017	344,563	PMTRX00011184	Purchases	K822-17	Mills Fence Co., Inc.	\$1,450.00		
9/2/2017	344,250	PMTRX00011174	Purchases	416005100000 9/17	Sanitation District No. 1	\$119.45		
9/5/2017	344,661	PMTRX00011189	Purchases	3564005 9/17	Cincinnati Bell	\$71.31		
9/15/2017	344,904	RECVG00002273	Purchases	RCT0000009929	CE Power Solutions, LLC	\$1,520.00		
9/18/2017	345,146	PMTRX00011200	Purchases	437015560000 9/17	Sanitation District No. 1	\$21.17		
9/22/2017	345,186	RECVG00002276	Purchases	RCT0000009945	Electric Motor Technologies LLC	\$5,250.00		
9/23/2017	345,144	PMTRX00011200	Purchases	2030061001000 9/17	Sanitation District No. 1	\$258.55		
9/25/2017	345,188	RECVG00002276	Purchases	RCT0000009947	Kaman Fluid Power	\$500.00		

10/3/2017	345,572	PMTRX00011208	Purchases	92082370	Layne Christensen Company	\$1,600.00				
10/5/2017	346,009	PMTRX00011223	Purchases	3564005 10/17	Cincinnati Bell	\$71.44				
10/9/2017	347,226	PMTRX00011255	Purchases	23147	Midwest Bottle Gas Dist. Inc	\$350.98				
10/13/2017	346,286	PMTRX00011231	Purchases	2132526000004 10/17	Sanitation District No. 1	\$21.17				
10/18/2017	346,364	PMTRX00011232	Purchases	01-16-078-3	Marine Solutions Inc.	\$6,400.00				
10/20/2017	346,939	RECVG00002291	Purchases	RCT0000010028	U.S. Crane, Inc.	\$1,800.00				
10/26/2017	346,909	PMTRX00011247	Purchases	17461	Imbus Roofing Co. Inc.	\$722.60				
10/29/2017	347,206	PMTRX00011254	Purchases	1356165410000 10/17	Sanitation District No. 1	\$15.12				
11/1/2017	347,308	PMTRX00011258	Purchases	65101	Budget Door of Cincinnati, Inc.	\$199.50				
11/2/2017	347,307	PMTRX00011258	Purchases	64632	Budget Door of Cincinnati, Inc.	\$998.50				
11/5/2017	347,592	PMTRX00011268	Purchases	3564005 11/17	Cincinnati Bell	\$71.36				
11/6/2017	347,274	PMTRX00011257	Purchases	WORH-6069	Electric Motor Technologies LLC	\$435.00				
12/1/2017	348,611	PMTRX00011290	Purchases	3003558616	ThyssenKrupp Elevator	\$85.03				
12/1/2017	348,835	RECVG00002304	Purchases	RCT0000010095	CE Power Solutions, LLC	\$2,400.00				
12/1/2017	348,836	RECVG00002304	Purchases	RCT0000010096	CE Power Solutions, LLC	\$2,340.00				
12/1/2017	348,840	RECVG00002304	Purchases	RCT0000010100	Delaney & Associates Inc	\$5,064.00				
12/1/2017	348,840	RECVG00002304	Freight	RCT0000010100	Delaney & Associates Inc	\$50.00				
12/1/2017	348,841	RECVG00002304	Purchases	RCT0000010101	Electric Motor Technologies LLC	\$13,785.00				
12/1/2017	348,841	RECVG00002304	Freight	RCT0000010101	Electric Motor Technologies LLC	\$250.00				
12/1/2017	350,331	PMTRX00011334	Purchases	K767-17	Mills Fence Co., Inc.	\$1,490.00				
12/2/2017	348,605	PMTRX00011290	Purchases	416005100000 12/17	Sanitation District No. 1	\$119.45				
12/4/2017	349,236	PMTRX00011307	Purchases	24474	Midwest Bottle Gas Dist. Inc	\$310.74				
12/5/2017	348,737	PMTRX00011295	Purchases	3564005 12/17	Cincinnati Bell	\$71.40				
12/18/2017	332,649	PMTRX00010917	Purchases	437015560000 3/4	Sanitation District No. 1	\$21.17				
12/18/2017	349,531	PMTRX00011316	Purchases	437015560000 12/17	Sanitation District No. 1	\$21.17				
12/23/2017	332,645	PMTRX00010917	Purchases	2030061001000 3/4	Sanitation District No. 1	\$258.55				
12/27/2017	349,848	PMTRX00011322	Purchases	9593	Wessel Lawncare & Landscaping	\$795.00				
				Totals:	Account:	635-6000-025	Net Change	Ending Balance		
Account:	635-6000-027		Description:	Contractual Other - Water Towers	Beginning Balance:	\$73,360.75	\$73,360.75	\$102,888.30	\$73,360.75	\$0.00
Trx Date	Jrnl No.	Orig. Audit Trail	Distribution Reference	Orig. Master Number	Orig. Master Name	Debit	Credit			
7/2/2017	341,643	PMTRX00011112	Purchases	2820270 7/17	Cincinnati Bell	\$67.21				
7/5/2017	341,747	PMTRX00011114	Purchases	3561531 7/17	Cincinnati Bell	\$49.31				
7/7/2017	341,691	PMTRX00011112	Purchases	3486091031000 7/17	Sanitation District No. 1	\$37.80				
7/7/2017	341,908	PMTRX00011117	Purchases	3416025100000 7/17	Sanitation District No. 1	\$15.12				
7/7/2017	341,984	PMTRX00011121	Purchases	3486091032000 7/17	Sanitation District No. 1	\$117.94				
7/15/2017	342,605	PMTRX00011136	Purchases	9455009900000 7/17	Sanitation District No. 1	\$15.62				
7/26/2017	342,681	PMTRX00011137	Purchases	4480307 7/17	Cincinnati Bell	\$64.73				
7/30/2017	342,833	PMTRX00011140	Purchases	1360239900000 7/17	Sanitation District No. 1	\$40.82				
8/2/2017	343,026	PMTRX00011145	Purchases	2820270 8/17	Cincinnati Bell	\$67.19				
8/5/2017	343,203	PMTRX00011150	Purchases	3561531 8/17	Cincinnati Bell	\$49.26				
8/11/2017	343,322	PMTRX00011153	Purchases	2083710000007 8/17	Sanitation District No. 1	\$31.75				
8/11/2017	343,704	PMTRX00011162	Purchases	3156059150000 8/17	Sanitation District No. 1	\$16.63				
8/15/2017	343,922	PMTRX00011165	Purchases	9455009900000 8/17	Sanitation District No. 1	\$15.62				
8/17/2017	343,990	PMTRX00011167	Purchases	KYERL230387	Fastenal Company	\$1.47				
8/26/2017	344,340	PMTRX00011177	Purchases	4480307 8/17	Cincinnati Bell	\$64.38				
9/2/2017	344,251	PMTRX00011174	Purchases	427446100000 9/17	Sanitation District No. 1	\$22.68				
System:	HISTORICAL DETAILED T 10/5/2018		10:45:50 AM	Page:	318	User Date:	10/5/2018	User ID:	skampsen	
N Ky Water District										
9/2/2017	344,660	PMTRX00011189	Purchases	2820270 9/17	Cincinnati Bell	\$67.19				
9/5/2017	344,658	PMTRX00011189	Purchases	3561531 9/17	Cincinnati Bell	\$49.26				
9/12/2017	344,886	PMTRX00011193	Purchases	3209120500000 9/17	Sanitation District No. 1	\$31.75				
9/12/2017	344,888	PMTRX00011193	Purchases	3276030500000 9/17	Sanitation District No. 1	\$15.12				
9/16/2017	344,889	PMTRX00011193	Purchases	2012000100000 9/17	Sanitation District No. 1	\$55.94				
9/17/2017	345,600	PMTRX00011209	Purchases	9455009900000 9/17	Sanitation District No. 1	\$15.62				
9/18/2017	345,255	PMTRX00011205	Purchases	428091000000 9/17	Sanitation District No. 1	\$10.25				
9/26/2017	345,515	PMTRX00011207	Purchases	4480307 9/17	Cincinnati Bell	\$64.38				
10/2/2017	345,832	PMTRX00011214	Purchases	2820270 10/17	Cincinnati Bell	\$67.33				
10/5/2017	346,010	PMTRX00011223	Purchases	3561531 10/17	Cincinnati Bell	\$49.39				
10/6/2017	346,285	PMTRX00011231	Purchases	3486091032000 10/17	Sanitation District No. 1	\$117.94				
10/6/2017	346,291	PMTRX00011231	Purchases	3486091031000 10/17	Sanitation District No. 1	\$37.80				
10/9/2017	346,290	PMTRX00011231	Purchases	3416025100000 10/17	Sanitation District No. 1	\$15.12				
10/15/2017	346,950	PMTRX00011248	Purchases	9455009900000 10/17	Sanitation District No. 1	\$15.62				
10/26/2017	346,838	PMTRX00011243	Purchases	4480307 10/17	Cincinnati Bell	\$64.46				

10/29/2017	347,207	PMTRX00011254	Purchases	1360239900000	10/17	Sanitation District No. 1	\$40.82	
11/2/2017	347,432	PMTRX00011260	Purchases	2820270	11/17	Cincinnati Bell	\$67.26	
11/5/2017	347,593	PMTRX00011268	Purchases	3561531	11/17	Cincinnati Bell	\$49.31	
11/11/2017	347,678	PMTRX00011269	Purchases	3156059150000	11/17	Sanitation District No. 1	\$16.63	
11/13/2017	347,859	PMTRX00011272	Purchases	2083710000007	11/17	Sanitation District No. 1	\$31.75	
11/13/2017	347,921	PMTRX00011273	Purchases	115660		Geotechnology Inc.	\$1,335.00	
11/19/2017	348,566	PMTRX00011288	Purchases	9455009900000	64/99	Sanitation District No. 1	\$15.62	
11/26/2017	348,458	PMTRX00011283	Purchases	4480307	11/17	Cincinnati Bell	\$64.49	
12/2/2017	348,606	PMTRX00011290	Purchases	427446100000	12/17	Sanitation District No. 1	\$22.68	
12/2/2017	348,738	PMTRX00011295	Purchases	2820270	12/17	Cincinnati Bell	\$68.03	
12/5/2017	348,736	PMTRX00011295	Purchases	3561531	12/17	Cincinnati Bell	\$49.36	
12/17/2017	332,646	PMTRX00010917	Purchases	9455009900000	3/4	Sanitation District No. 1	\$15.62	
12/18/2017	349,529	PMTRX00011316	Purchases	428091000000	12/17	Sanitation District No. 1	\$15.12	
12/18/2017	350,032	PMTRX00011326	Purchases	9455009900000	55/78	Sanitation District No. 1	\$15.62	
12/26/2017	349,745	PMTRX00011319	Purchases	4480307	12/17	Cincinnati Bell	\$64.49	

Totals:	Account:	635-6000-027	635-6000-027	Net Change	Ending Balance	\$3,226.50	\$3,226.50	\$0.00
Description:	Description:	Water Tower Painting Write Off	Beginning Balance:	\$190,103.29				
Distribution Reference			Orig. Master Number	Orig. Master Name			Debit	Credit
							\$32,245.81	
							\$32,245.81	
							\$32,245.81	
							\$46,619.81	
							\$36,130.70	
							\$38,692.28	

Account:	635-6002-031		Totals:	Account:	635-6001-027	Net Change	Ending Balance	\$218,180.22	\$0.00
Trx Date	Jrnl No.	Orig. Audit Trail	Description:	Description:	Contractual Other - Distr., Ground M	Beginning Balance:	\$4,980.00		
			Distribution Reference			Orig. Master Number	Orig. Master Name	Debit	Credit

Account:	635-6004-031		Totals:	Account:	635-6002-031	Net Change	Ending Balance	*No transactions for this account*	
Trx Date	Jrnl No.	Orig. Audit Trail	Description:	Description:	Contractual Other - Distr., Maint of M	Beginning Balance:	\$98,615.08	\$0.00	\$0.00
			Distribution Reference			Orig. Master Number	Orig. Master Name	Debit	Credit

7/1/2017	341,709	PMTRX00011113	Purchases	413913		Hall's Paving & Sealing, Inc.	\$1,283.52	
7/1/2017	341,831	PMTRX00011115	Purchases	AR00151104		Badger Daylighting Corp.	\$995.00	
7/10/2017	341,976	PMTRX00011121	Purchases	413914		Hall's Paving & Sealing, Inc.	\$1,787.56	
7/12/2017	341,975	PMTRX00011121	Purchases	413915		Hall's Paving & Sealing, Inc.	\$649.60	
7/17/2017	342,216	PMTRX00011127	Purchases	31581-0717		ADS Environmental Services	\$750.00	
7/20/2017	342,588	PMTRX00011135	Purchases	413916		Hall's Paving & Sealing, Inc.	\$1,897.28	
7/24/2017	342,303	PMTRX00011129	Purchases	413917		Hall's Paving & Sealing, Inc.	\$1,172.40	
8/1/2017	343,622	PMTRX00011159	Purchases	1703795401		Clean Harbors Env. Services	\$1,845.00	
8/3/2017	343,065	PMTRX00011147	Purchases	413918		Hall's Paving & Sealing, Inc.	\$3,723.16	
8/4/2017	343,037	PMTRX00011145	Purchases	817 REPAIR 16		Gemmer & Sons, Inc.	\$12,699.90	
8/14/2017	343,666	PMTRX00011161	Purchases	413919		Hall's Paving & Sealing, Inc.	\$4,872.39	
8/17/2017	343,665	PMTRX00011161	Purchases	413920		Hall's Paving & Sealing, Inc.	\$1,889.44	
8/20/2017	344,166	PMTRX00011173	Purchases	AR00158239		Badger Daylighting Corp.	\$895.00	
8/20/2017	344,167	PMTRX00011173	Purchases	AR00158242		Badger Daylighting Corp.	\$895.00	
8/20/2017	344,168	PMTRX00011173	Purchases	AR00158246		Badger Daylighting Corp.	\$895.00	
8/23/2017	344,184	PMTRX00011173	Purchases	413921		Hall's Paving & Sealing, Inc.	\$3,829.84	
8/25/2017	343,891	PMTRX00011165	Purchases	652654		A & S Electric Supply, Inc.	\$50.20	
8/29/2017	344,183	PMTRX00011173	Purchases	413922		Hall's Paving & Sealing, Inc.	\$1,347.36	

System:	HISTORICAL DETAILED T	10/5/2018	10:45:50 AM	Page:		10/5/2018	User ID:	skampsen
N Ky Water District								
9/1/2017	344,706	PMTRX00011190	Purchases	GRANDVIEW MAIN		Gemmer & Sons, Inc.	\$10,861.07	
9/1/2017	344,711	PMTRX00011191	Purchases	2262859		Ideal Supplies Inc	\$302.50	
9/1/2017	344,712	PMTRX00011191	Purchases	2262926		Ideal Supplies Inc	\$440.00	
9/1/2017	344,844	PMTRX00011193	Purchases	AR00162347		Badger Daylighting Corp.	\$1,260.00	
9/6/2017	344,709	PMTRX00011190	Purchases	413923		Hall's Paving & Sealing, Inc.	\$1,571.36	
9/14/2017	344,843	PMTRX00011193	Purchases	31581-0917		ADS Environmental Services	\$750.00	
10/1/2017	345,872	PMTRX00011216	Purchases	413927		Hall's Paving & Sealing, Inc.	\$1,717.14	
10/1/2017	345,873	PMTRX00011216	Purchases	413924		Hall's Paving & Sealing, Inc.	\$1,914.64	
10/1/2017	346,243	PMTRX00011229	Purchases	413925		Hall's Paving & Sealing, Inc.	\$3,717.28	
10/1/2017	346,245	PMTRX00011229	Purchases	413926		Hall's Paving & Sealing, Inc.	\$1,101.42	

10/5/2017	345,815	PMTRX00011214	Purchases	31581-1017	ADS Environmental Services	\$600.00		
10/9/2017	346,168	PMTRX00011227	Purchases	283001	A & A Lawncare & Landscaping	\$495.00		
10/9/2017	346,170	PMTRX00011227	Purchases	AR00167754	Badger Daylighting Corp.	\$895.00		
10/9/2017	346,244	PMTRX00011229	Purchases	413928	Hall's Paving & Sealing, Inc.	\$3,815.05		
10/16/2017	346,560	PMTRX00011237	Purchases	413929	Hall's Paving & Sealing, Inc.	\$4,054.05		
10/23/2017	346,896	PMTRX00011247	Purchases	413930	Hall's Paving & Sealing, Inc.	\$1,164.80		
10/26/2017	346,895	PMTRX00011247	Purchases	413931	Hall's Paving & Sealing, Inc.	\$4,652.84		
10/30/2017	347,132	PMTRX00011253	Purchases	AR00171136	Badger Daylighting Corp.	\$1,675.00		
11/1/2017	347,463	PMTRX00011261	Purchases	413932	Hall's Paving & Sealing, Inc.	\$2,612.44		
11/3/2017	347,462	PMTRX00011261	Purchases	413933	Hall's Paving & Sealing, Inc.	\$1,319.36		
11/15/2017	347,918	PMTRX00011273	Purchases	413934	Hall's Paving & Sealing, Inc.	\$2,545.62		
12/1/2017	348,789	PMTRX00011296	Purchases	413935	Hall's Paving & Sealing, Inc.	\$5,579.07		
12/8/2017	348,790	PMTRX00011296	Purchases	413936	Hall's Paving & Sealing, Inc.	\$2,556.51		
12/12/2017	349,210	PMTRX00011306	Purchases	413937	Hall's Paving & Sealing, Inc.	\$1,552.32		
12/22/2017	350,051	PMTRX00011326	Purchases	413938	Hall's Paving & Sealing, Inc.	\$5,747.25		
12/25/2017	349,753	PMTRX00011319	Purchases	1706586318	Clean Harbors Env. Services	\$1,717.50		
12/29/2017	350,110	PMTRX00011329	Purchases	AR00181575	Badger Daylighting Corp.	\$1,210.00		
12/29/2017	350,111	PMTRX00011329	Purchases	AR00181589	Badger Daylighting Corp.	\$1,630.00		
12/31/2017	350,203	PMTRX00011332	Purchases	AR00182471	Badger Daylighting Corp.	\$1,105.00		

Account: 635-6004-032			Totals:	Account: 635-6004-031	Net Change	Ending Balance		
Trx Date			Description:	Contract Other - Milling & Paving As	\$110,039.87	\$208,654.95	\$110,039.87	\$0.00
Jrnl No.			Distribution Reference	Beginning Balance:	\$38,231.29			
Orig. Audit Trail			Orig. Master Number	Orig. Master Name		Debit	Credit	
7/11/2017	341,978	PMTRX00011121	Purchases	17-3048	Len Riegler Blacktop, Inc.	\$7,646.10		
7/19/2017	342,382	PMTRX00011131	Purchases	01-071917	Bluegrass Paving	\$29,077.31		
7/25/2017	342,538	PMTRX00011133	Purchases	17-3124	Len Riegler Blacktop, Inc.	\$24,156.00		
8/11/2017	343,687	PMTRX00011162	Purchases	17-3291	Len Riegler Blacktop, Inc.	\$3,940.50		
8/16/2017	343,386	PMTRX00011155	Purchases	17-3289	Len Riegler Blacktop, Inc.	\$579.25		
8/16/2017	343,387	PMTRX00011155	Purchases	17-3290	Len Riegler Blacktop, Inc.	\$1,830.00		
10/1/2017	345,897	PMTRX00011219	Purchases	17-3591	Len Riegler Blacktop, Inc.	\$8,699.60		
10/24/2017	346,914	PMTRX00011247	Purchases	17-3711	Len Riegler Blacktop, Inc.	\$24,069.00		
11/1/2017	347,660	PMTRX00011269	Purchases	17-3783	Len Riegler Blacktop, Inc.	\$18,431.60		
12/1/2017	349,219	PMTRX00011307	Purchases	17-3928	Len Riegler Blacktop, Inc.	\$38,375.50		
12/1/2017	350,113	PMTRX00011329	Purchases	DORIEL DR 10/17	City of Villa Hills	\$3,779.80		
12/22/2017	349,786	PMTRX00011321	Purchases	17-3985	Len Riegler Blacktop, Inc.	\$4,217.40		

Account: 635-6005-031			Totals:	Account: 635-6004-032	Net Change	Ending Balance		
Trx Date			Description:	Contractual Other - Maint. of Services	\$164,802.06	\$203,033.35	\$164,802.06	\$0.00
Jrnl No.			Distribution Reference	Beginning Balance:	\$30,753.03			
Orig. Audit Trail			Orig. Master Number	Orig. Master Name		Debit	Credit	
7/1/2017	341,709	PMTRX00011113	Purchases	413913	Hall's Paving & Sealing, Inc.	\$550.08		
7/10/2017	341,976	PMTRX00011121	Purchases	413914	Hall's Paving & Sealing, Inc.	\$766.09		
7/12/2017	341,975	PMTRX00011121	Purchases	413915	Hall's Paving & Sealing, Inc.	\$278.40		
7/20/2017	342,588	PMTRX00011135	Purchases	413916	Hall's Paving & Sealing, Inc.	\$813.12		
7/24/2017	342,303	PMTRX00011129	Purchases	413917	Hall's Paving & Sealing, Inc.	\$502.45		
7/24/2017	342,557	PMTRX00011135	Purchases	3010	Advanced Underground Inc.	\$1,400.00		
8/3/2017	343,065	PMTRX00011147	Purchases	413918	Hall's Paving & Sealing, Inc.	\$1,595.64		
8/4/2017	343,602	PMTRX00011159	Purchases	Jun-17	Becknell-Coghill Inc	\$1,380.00		
8/14/2017	343,666	PMTRX00011161	Purchases	413919	Hall's Paving & Sealing, Inc.	\$2,088.16		
8/15/2017	343,637	PMTRX00011159	Purchases	63782	Dupont Inc	\$358.63		
8/17/2017	343,665	PMTRX00011161	Purchases	413920	Hall's Paving & Sealing, Inc.	\$809.76		
8/23/2017	344,184	PMTRX00011173	Purchases	413921	Hall's Paving & Sealing, Inc.	\$1,641.36		
8/29/2017	344,183	PMTRX00011173	Purchases	413922	Hall's Paving & Sealing, Inc.	\$577.44		
9/1/2017	345,510	PMTRX00011207	Purchases	Jul-17	Becknell-Coghill Inc	\$1,158.75		
9/6/2017	344,709	PMTRX00011190	Purchases	413923	Hall's Paving & Sealing, Inc.	\$673.44		
10/1/2017	345,872	PMTRX00011216	Purchases	413927	Hall's Paving & Sealing, Inc.	\$735.91		
10/1/2017	345,873	PMTRX00011216	Purchases	413924	Hall's Paving & Sealing, Inc.	\$820.56		
10/1/2017	346,243	PMTRX00011229	Purchases	413925	Hall's Paving & Sealing, Inc.	\$1,593.12		
10/1/2017	346,245	PMTRX00011229	Purchases	413926	Hall's Paving & Sealing, Inc.	\$472.03		
10/9/2017	346,244	PMTRX00011229	Purchases	413928	Hall's Paving & Sealing, Inc.	\$1,635.02		

11/1/2017	347,463	PMTRX00011261	Purchases	413932	Hall's Paving & Sealing, Inc.	\$1,119.61		
11/3/2017	347,462	PMTRX00011261	Purchases	413933	Hall's Paving & Sealing, Inc.	\$565.44		
11/15/2017	347,918	PMTRX00011273	Purchases	413934	Hall's Paving & Sealing, Inc.	\$1,090.98		
12/1/2017	348,789	PMTRX00011296	Purchases	413935	Hall's Paving & Sealing, Inc.	\$2,391.03		
12/1/2017	352,251	PMTRX00011383	Purchases	DECEMBER 2017.	Becknell-Coghill Inc	\$1,917.50		
12/8/2017	348,790	PMTRX00011296	Purchases	413936	Hall's Paving & Sealing, Inc.	\$1,095.64		
12/12/2017	349,210	PMTRX00011306	Purchases	413937	Hall's Paving & Sealing, Inc.	\$665.28		
12/22/2017	350,051	PMTRX00011326	Purchases	413938	Hall's Paving & Sealing, Inc.	\$2,463.10		
			Totals:	Account:	635-6005-031	Net Change	Ending Balance	
Account:	635-6008-031		Description:	Contractual Other - Distr., Maint. Of	Beginning Balance:	\$37,424.19	\$68,177.22	\$37,424.19 \$0.00
Trx Date	Jrnl No.	Orig. Audit Trail	Distribution Reference	Orig. Master Number	Orig. Master Name			Debit Credit
7/10/2017	341,689	PMTRX00011112	Purchases	2323531	RUMPKE	\$73.37		
8/7/2017	343,063	PMTRX00011146	Purchases	2332615	RUMPKE	\$73.37		
9/7/2017	344,571	PMTRX00011184	Purchases	2342278 9/17	RUMPKE	\$73.37		
10/5/2017	345,933	PMTRX00011221	Purchases	2351256	RUMPKE	\$73.37		
11/8/2017	347,517	PMTRX00011263	Purchases	2361071	RUMPKE	\$73.37		
12/5/2017	348,871	PMTRX00011297	Purchases	2369494	RUMPKE	\$73.37		
			Totals:	Account:	635-6008-031	Net Change	Ending Balance	
Account:	635-6009-031		Description:	Contractual Other - Blow-Off Charge	Beginning Balance:	\$440.22	\$1,753.64	\$440.22 \$0.00
Trx Date	Jrnl No.	Orig. Audit Trail	Distribution Reference	Orig. Master Number	Orig. Master Name			Debit Credit
7/21/2017	342,324	PMTRX00011129	Purchases	12458	Sanitation District No. 1	\$4,858.72		
8/31/2017	344,249	PMTRX00011174	Purchases	12463	Sanitation District No. 1	\$3,748.58		
10/1/2017	345,934	PMTRX00011221	Purchases	12479	Sanitation District No. 1	\$4,484.27		
10/27/2017	346,949	PMTRX00011248	Purchases	12498	Sanitation District No. 1	\$4,661.48		
11/29/2017	348,531	PMTRX00011287	Purchases	12501	Sanitation District No. 1	\$4,870.91		
12/22/2017	349,835	PMTRX00011322	Purchases	12519	Sanitation District No. 1	\$2,051.66		
			Totals:	Account:	635-6009-031	Net Change	Ending Balance	
Account:	635-7001-050		Description:	Contract Service Other - Meter Rea	Beginning Balance:	\$24,675.62	\$43,081.22	\$24,675.62 \$0.00
Trx Date	Jrnl No.	Orig. Audit Trail	Distribution Reference	Orig. Master Number	Orig. Master Name			Debit Credit
7/1/2017	341,697	PMTRX00011113	Purchases	80013182	Badger Meter, Inc	\$81.00		
7/31/2017	342,522	GLTRX00044447				\$300.30		
8/1/2017	343,044	PMTRX00011146	Purchases	80013738	Badger Meter, Inc	\$81.00		
8/31/2017	344,154	GLTRX00044657				\$300.30		
9/1/2017	344,656	PMTRX00011189	Purchases	80014326	Badger Meter, Inc	\$81.00		
9/30/2017	345,353	GLTRX00044828				\$300.30		
10/31/2017	346,826	GLTRX00045027				\$486.03		
11/1/2017	347,581	PMTRX00011268	Purchases	80015616	Badger Meter, Inc	\$81.00		
11/1/2017	348,567	PMTRX00011288	Purchases	1198501	Badger Meter, Inc	\$11,863.92		
11/30/2017	348,220	GLTRX00045182				\$486.03		
11/30/2017	348,568	PMTRX00011288	Purchases	80016285	Badger Meter, Inc	\$78.00		
12/27/2017	349,877	PMTRX00011323	Purchases	80016958	Badger Meter, Inc	\$78.00		
12/31/2017	349,543	GLTRX00045351				\$486.03		
			Totals:	Account:	635-7001-050	Net Change	Ending Balance	
Account:	635-7001-051		Description:	Contractual Other - Communication	Beginning Balance:	\$14,702.91	\$16,909.71	\$14,702.91 \$0.00
Trx Date	Jrnl No.	Orig. Audit Trail	Distribution Reference	Orig. Master Number	Orig. Master Name			Debit Credit
7/27/2017	342,523	PMTRX00011133	Purchases	62592	Around the Clock Answering Service	\$534.00		
8/30/2017	344,276	PMTRX00011175	Purchases	62899	Around the Clock Answering Service	\$519.00		
10/1/2017	345,816	PMTRX00011214	Purchases	63203	Around the Clock Answering Service	\$537.00		
10/1/2017	345,818	PMTRX00011214	Purchases	80014915	Badger Meter, Inc	\$81.00		
11/1/2017	347,841	PMTRX00011271	Purchases	63503	Around the Clock Answering Service	\$463.50		
11/27/2017	348,180	PMTRX00011279	Purchases	63803	Around the Clock Answering Service	\$537.50		
12/29/2017	350,033	PMTRX00011326	Purchases	64104	Around the Clock Answering Service	\$610.00		
			Totals:	Account:	635-7001-051	Net Change	Ending Balance	
System:	HISTORICAL DETAILED T 10/5/2018		10:45:50 AM	Page:	321	\$3,282.00	\$5,974.00	\$3,282.00 \$0.00
N Ky Water District				User Date:	10/5/2018			User ID: skampsen
Account:	635-7001-052		Description:	Contract Serv- Bill Printing/Mailing	Beginning Balance:	\$30,259.78		
Trx Date	Jrnl No.	Orig. Audit Trail	Distribution Reference	Orig. Master Number	Orig. Master Name			Debit Credit
7/31/2017	342,749	PMTRX00011138	Purchases	24067	Literature Fulfillment Services	\$2,666.35		
8/30/2017	344,284	PMTRX00011175	Purchases	24257	Literature Fulfillment Services	\$2,360.90		

9/29/2017	345,891	PMTRX00011217	Purchases	24398	Literature Fulfillment Services	\$3,119.45			
9/29/2017	345,891	PMTRX00011217	Purchases	24398	Literature Fulfillment Services	\$15,089.58			
9/29/2017	345,921	GLTRX00044919					\$15,089.58		
10/12/2017	346,663	PMTRX00011241	Purchases	1005495052	Pitney Bowes Inc.	\$389.04			
10/31/2017	347,152	PMTRX00011253	Purchases	24592	Literature Fulfillment Services	\$2,655.59			
11/30/2017	348,490	PMTRX00011285	Purchases	24798	Literature Fulfillment Services	\$1,943.60			
12/27/2017	349,893	PMTRX00011323	Purchases	24909	Literature Fulfillment Services	\$3,223.97			
			Totals:	Account:	635-7001-052	Net Change	Ending Balance		
Account:	635-7002-052		Description:	Contractual Other - Communication:	Beginning Balance:	\$16,358.90	\$46,618.68	\$31,448.48	\$15,089.58
Trx Date	Jrnl No.	Orig. Audit Trail	Distribution Reference	Orig. Master Number	Orig. Master Name	\$55.10		Debit	Credit
8/1/2017	343,696	PMTRX00011162	Purchases	SIN089602	Pacific Interpreters			\$18.85	
10/1/2017	346,372	PMTRX00011232	Purchases	SIN094254	Pacific Interpreters			\$24.65	
11/1/2017	348,526	PMTRX00011287	Purchases	SIN096543	Pacific Interpreters			\$40.60	
12/1/2017	349,496	PMTRX00011315	Purchases	SIN098821	Pacific Interpreters			\$13.05	
12/31/2017	350,828	PMTRX00011348	Purchases	SIN101083	Pacific Interpreters			\$8.70	
			Totals:	Account:	635-7002-052	Net Change	Ending Balance	\$105.85	\$0.00
Account:	635-7002-054		Description:	Contractual Other - Collections	Beginning Balance:	\$105.85	\$160.95	\$105.85	\$0.00
Trx Date	Jrnl No.	Orig. Audit Trail	Distribution Reference	Orig. Master Number	Orig. Master Name	\$14,646.92		Debit	Credit
			Totals:	Account:	635-7002-054	Net Change	Ending Balance	*No transactions for this account*	
Account:	635-7003-054		Description:	Contractual Other - Utilities	Beginning Balance:	\$0.00	\$14,646.92	\$0.00	\$0.00
Trx Date	Jrnl No.	Orig. Audit Trail	Distribution Reference	Orig. Master Number	Orig. Master Name	\$49.14		Debit	Credit
7/26/2017	342,583	PMTRX00011135	Purchases	81903790016 7/17	Duke Energy			\$8.19	
8/24/2017	343,909	PMTRX00011165	Purchases	81903790016 8/17	Duke Energy			\$8.19	
9/25/2017	345,530	PMTRX00011207	Purchases	81903790016 9/17	Duke Energy			\$8.19	
10/24/2017	346,850	PMTRX00011243	Purchases	81903790016 10/17	Duke Energy			\$8.19	
11/22/2017	348,065	PMTRX00011276	Purchases	81903790016 11/17	Duke Energy			\$8.19	
12/22/2017	349,600	PMTRX00011317	Purchases	81903790016 12/17	Duke Energy			\$8.19	
			Totals:	Account:	635-7003-054	Net Change	Ending Balance	\$49.14	\$0.00
Account:	635-7005-052		Description:	Contractual Service-Temps	Beginning Balance:	\$49.14	\$98.28	\$49.14	\$0.00
Trx Date	Jrnl No.	Orig. Audit Trail	Distribution Reference	Orig. Master Number	Orig. Master Name	\$0.00		Debit	Credit
10/1/2017	346,283	GLTRX00044954						\$10,841.49	
10/17/2017	346,370	PMTRX00011232	Purchases	49432537	OFFICETEAM, Specialized Admin. Staffing			\$814.19	
10/24/2017	346,661	PMTRX00011241	Purchases	49483783	OFFICETEAM, Specialized Admin. Staffing			\$799.20	
10/31/2017	347,159	PMTRX00011253	Purchases	49533773	OFFICETEAM, Specialized Admin. Staffing			\$799.20	
11/7/2017	347,285	PMTRX00011257	Purchases	49584561	OFFICETEAM, Specialized Admin. Staffing			\$799.20	
12/1/2017	349,489	PMTRX00011315	Purchases	49712550	OFFICETEAM, Specialized Admin. Staffing			\$479.52	
12/1/2017	349,491	PMTRX00011315	Purchases	49665948	OFFICETEAM, Specialized Admin. Staffing			\$479.52	
12/1/2017	349,492	PMTRX00011315	Purchases	49634428	OFFICETEAM, Specialized Admin. Staffing			\$799.20	
12/5/2017	348,863	PMTRX00011297	Purchases	49783750	OFFICETEAM, Specialized Admin. Staffing			\$799.20	
12/12/2017	349,490	PMTRX00011315	Purchases	49833999	OFFICETEAM, Specialized Admin. Staffing			\$799.20	
12/19/2017	349,494	PMTRX00011315	Purchases	49880591	OFFICETEAM, Specialized Admin. Staffing			\$799.20	
12/25/2017	349,493	PMTRX00011315	Purchases	49917738	OFFICETEAM, Specialized Admin. Staffing			\$799.20	
12/25/2017	349,495	PMTRX00011315	Purchases	49917709	OFFICETEAM, Specialized Admin. Staffing			\$758.10	
			Totals:	Account:	635-7005-052	Net Change	Ending Balance	\$19,766.42	\$0.00
Account:	635-7008-052		Description:	Contractual services- Lockbox proc	Beginning Balance:	\$19,766.42	\$19,766.42	\$19,766.42	\$0.00
Trx Date	Jrnl No.	Orig. Audit Trail	Distribution Reference	Orig. Master Number	Orig. Master Name	\$12,922.89		Debit	Credit
7/21/2017	342,855	CMTRX00008124	Bank Transaction Entry	DAJ000037280				\$1,961.35	
8/21/2017	344,313	CMTRX00008153	Bank Transaction Entry	DAJ000037508				\$2,222.01	
9/21/2017	345,491	CMTRX00008179	Bank Transaction Entry	DAJ000037701				\$1,971.34	
10/23/2017	347,184	CMTRX00008208	Bank Transaction Entry	DAJ000037918				\$1,820.50	
11/21/2017	348,436	CMTRX00008237	Bank Transaction Entry	DAJ000038124				\$2,236.79	
System:	HISTORICAL DETAILED T 10/5/2018		10:45:50 AM	Page:	322	User Date:	10/5/2018	User ID:	skampsen
12/21/2017	349,861	CMTRX00008264	Bank Transaction Entry	DAJ000038315				\$1,850.81	
			Totals:	Account:	635-7008-052	Net Change	Ending Balance	\$12,062.80	\$0.00
Account:	635-7009-052		Description:	Contractual Services - Credit Card Pr	Beginning Balance:	\$12,062.80	\$24,985.69	\$12,062.80	\$0.00
Trx Date	Jrnl No.	Orig. Audit Trail	Distribution Reference	Orig. Master Number	Orig. Master Name	\$103,379.46		Debit	Credit

7/17/2017	342,854	CMTRX00008124	Bank Transaction Entry	DAJ000037279		\$16,930.35		
8/16/2017	344,312	CMTRX00008153	Bank Transaction Entry	DAJ000037507		\$18,382.47		
9/18/2017	345,492	CMTRX00008179	Bank Transaction Entry	DAJ000037702		\$17,748.00		
10/16/2017	347,182	CMTRX00008208	Bank Transaction Entry	DAJ000037916		\$16,992.78		
11/15/2017	348,435	CMTRX00008237	Bank Transaction Entry	DAJ000038123		\$18,803.64		
12/19/2017	349,870	CMTRX00008264	Bank Transaction Entry	DAJ000038324		\$18,147.33		
Account: 635-7010-054			Totals:	Account: 635-7009-052	Net Change	Ending Balance		
Trx Date	Jrnl No.	Orig. Audit Trail	Description:	Communications - Customer Service	\$107,004.57	\$210,384.03	\$107,004.57	\$0.00
7/1/2017	341,694	PMTRX00011112	Distribution Reference	Beginning Balance:	\$4,645.51			
7/19/2017	342,227	PMTRX00011127	Purchases	Orig. Master Number	430234 7/17		Debit	Credit
8/1/2017	342,839	PMTRX00011140	Purchases	5789898 7/17	Cincinnati Bell	\$583.16		
8/19/2017	343,898	PMTRX00011165	Purchases	430234 8/17	Vivial	\$206.72		
9/1/2017	344,258	PMTRX00011174	Purchases	5789898 8/17	Cincinnati Bell	\$571.11		
9/19/2017	345,051	PMTRX00011198	Purchases	430234 9/17	Vivial	\$206.72		
10/1/2017	345,969	PMTRX00011222	Purchases	5789898 9/17	Cincinnati Bell	\$565.87		
10/19/2017	346,632	PMTRX00011241	Purchases	430234 10/17	Vivial	\$210.27		
11/1/2017	347,300	PMTRX00011257	Purchases	5789898 10/17	Cincinnati Bell	\$578.05		
11/19/2017	348,061	PMTRX00011276	Purchases	430234 11/17	Vivial	\$210.27		
11/28/2017	348,549	PMTRX00011287	Purchases	5789898 11/17	Cincinnati Bell	\$577.93		
12/19/2017	349,515	PMTRX00011316	Purchases	430234 12/17	Vivial	\$210.25		
				5789898 12/17	Cincinnati Bell	\$573.99		
Account: 635-8000-074			Totals:	Account: 635-7010-054	Net Change	Ending Balance		
Trx Date	Jrnl No.	Orig. Audit Trail	Description:	Contractual Other - BK/Acting	\$4,701.06	\$9,346.57	\$4,701.06	\$0.00
7/1/2017	342,410	PMTRX00011131	Distribution Reference	Beginning Balance:	\$11,110.84			
7/17/2017	342,411	PMTRX00011131	Purchases	Orig. Master Number	SRV018590		Debit	Credit
7/27/2017	342,293	PMVVR00001332	Purchases	SRV018868	TrinSoft, LLC	\$140.00		
7/31/2017	342,522	GLTRX00044447	Purchases	SRV018590	TrinSoft, LLC			\$42.50
8/7/2017	343,325	PMTRX00011153	Purchases	SRV018975	TrinSoft, LLC	\$218.67		
8/7/2017	343,394	PMTRX00011155	Purchases	48926571	OFFICETEAM, Specialized Admin. Staffing	\$42.50		
8/14/2017	343,713	PMTRX00011162	Purchases	SRV018993	TrinSoft, LLC	\$316.80		
8/15/2017	343,395	PMTRX00011155	Purchases	48993993	OFFICETEAM, Specialized Admin. Staffing	\$212.50		
8/22/2017	343,693	PMTRX00011162	Purchases	49042672	OFFICETEAM, Specialized Admin. Staffing	\$792.00		
8/29/2017	343,994	PMTRX00011167	Purchases	49042672	OFFICETEAM, Specialized Admin. Staffing	\$791.60		
8/31/2017	344,154	GLTRX00044657	Purchases	49093074	OFFICETEAM, Specialized Admin. Staffing	\$475.20		
9/6/2017	344,286	PMTRX00011175	Purchases	49142187	OFFICETEAM, Specialized Admin. Staffing	\$218.67		
9/12/2017	344,732	PMTRX00011191	Purchases	49185238	OFFICETEAM, Specialized Admin. Staffing	\$814.28		
9/19/2017	344,961	PMTRX00011195	Purchases	49232746	OFFICETEAM, Specialized Admin. Staffing	\$636.97		
9/25/2017	345,139	PMTRX00011200	Purchases	49260203	OFFICETEAM, Specialized Admin. Staffing	\$792.89		
9/30/2017	345,353	GLTRX00044828	Purchases		OFFICETEAM, Specialized Admin. Staffing	\$152.46		
10/1/2017	346,283	GLTRX00044954	Purchases			\$218.67		
10/2/2017	345,963	PMTRX00011222	Purchases	SRV019200	TrinSoft, LLC	\$218.67		\$10,841.49
10/9/2017	346,587	PMTRX00011237	Purchases	SRV019246	TrinSoft, LLC	\$85.00		
10/10/2017	345,905	PMTRX00011219	Purchases	49382354	OFFICETEAM, Specialized Admin. Staffing	\$42.50		
10/31/2017	346,826	GLTRX00045027	Purchases			\$629.37		
11/30/2017	348,220	GLTRX00045182	Purchases			\$218.67		
12/18/2017	349,283	PMTRX00011309	Purchases	SRV019528	TrinSoft, LLC	\$218.63		
12/31/2017	349,543	GLTRX00045351	Purchases			\$85.00		
Account: 635-8000-078			Totals:	Account: 635-8000-074	Net Change	Ending Balance		
Trx Date	Jrnl No.	Orig. Audit Trail	Description:	Contract Expenses - HR/Info System:	(\$3,520.44)	\$7,590.40	\$7,363.55	\$10,883.99
7/1/2017	341,640	PMTRX00011112	Distribution Reference	Beginning Balance:	\$132,351.31			
7/1/2017	341,641	PMTRX00011112	Purchases	Orig. Master Number	D160584 07/17		Debit	Credit
7/1/2017	342,005	PMTRX00011123	Purchases	L164224 07/17	Cincinnati Bell	\$7,213.39		
7/1/2017	342,025	PMTRX00011123	Purchases	HRP-0000114372	Cincinnati Bell	\$124.85		
7/2/2017	342,021	PMTRX00011123	Purchases	455628	Human Resource Profile Inc	\$45.00		
7/8/2017	341,963	PMTRX00011121	Purchases	IVC020001175310	St. Elizabeth Medical Center	\$962.50		
System:	HISTORICAL DETAILED T 10/5/2018			4260425 7/17	Pridestaff Financial	\$1,360.00		
N Ky Water District			10:45:50 AM	323	Cincinnati Bell	\$129.34		
7/9/2017	342,020	PMTRX00011123	Purchases	IVC020001178613	Pridestaff Financial	\$1,088.00		
7/10/2017	341,958	PMTRX00011121	Purchases	5724798 7/17	Cincinnati Bell	\$272.91		



7/14/2017	342,235	PMTRX00011127	Purchases	4411893 7/17	Cincinnati Bell	\$220.05	
7/15/2017	342,702	PMTRX00011137	Purchases	HRP-0000114770	Human Resource Profile Inc	\$50.00	
7/16/2017	342,755	PMTRX00011138	Purchases	IVC020001181092	Pridestaff Financial	\$1,360.00	
7/20/2017	342,388	PMTRX00011131	Purchases	896115 7/17	Cincinnati Bell Any Distance	\$126.77	
7/23/2017	342,754	PMTRX00011138	Purchases	IVC020001183521	Pridestaff Financial	\$1,360.00	
8/1/2017	343,028	PMTRX00011145	Purchases	D160584 08/17	Cincinnati Bell	\$7,213.39	
8/1/2017	343,031	PMTRX00011145	Purchases	L164224 08/17	Cincinnati Bell	\$124.85	
8/1/2017	343,046	PMTRX00011146	Purchases	9789955738	Verizon Wireless	\$7,461.26	
8/1/2017	343,053	PMTRX00011146	Purchases	IVC020001185823	Pridestaff Financial	\$1,360.00	
8/1/2017	343,668	PMTRX00011161	Purchases	HRP-0000115159	Human Resource Profile Inc	\$50.00	
8/6/2017	343,396	PMTRX00011155	Purchases	IVC020001188119	Pridestaff Financial	\$1,360.00	
8/8/2017	343,205	PMTRX00011150	Purchases	4260425 8/17	Cincinnati Bell	\$129.26	
8/10/2017	343,210	PMTRX00011150	Purchases	5724798 8/17	Cincinnati Bell	\$272.64	
8/13/2017	343,698	PMTRX00011162	Purchases	IVC020001190523	Pridestaff Financial	\$1,360.00	
8/14/2017	343,611	PMTRX00011159	Purchases	4411893 8/17	Cincinnati Bell	\$219.67	
8/15/2017	344,185	PMTRX00011173	Purchases	HRP-0000115561	Human Resource Profile Inc	\$50.00	
8/20/2017	343,904	PMTRX00011165	Purchases	896115 8/17	Cincinnati Bell Any Distance	\$127.08	
8/20/2017	344,248	PMTRX00011174	Purchases	IVC020001193029	Pridestaff Financial	\$1,360.00	
8/22/2017	343,956	CMTRX00008144	Bank Transaction Entry	RCT000037416			\$3.08
8/25/2017	344,289	PMTRX00011175	Purchases	9791703050	Verizon Wireless	\$7,475.30	
8/27/2017	344,247	PMTRX00011174	Purchases	IVC020001195914	Pridestaff Financial	\$1,360.00	
9/1/2017	344,339	PMTRX00011177	Purchases	D160584 09/01	Cincinnati Bell	\$6,516.15	
9/1/2017	344,344	PMTRX00011177	Purchases	L164224 09/17	Cincinnati Bell	\$124.85	
9/3/2017	344,884	PMTRX00011193	Purchases	IVC020001198054	Pridestaff Financial	\$1,360.00	
9/6/2017	344,285	PMTRX00011175	Purchases	E05004HY2Q	Microsoft	\$168.17	
9/8/2017	344,847	PMTRX00011193	Purchases	4260425 9/17	Cincinnati Bell	\$129.26	
9/10/2017	344,852	PMTRX00011193	Purchases	5724798 9/17	Cincinnati Bell	\$272.64	
9/10/2017	345,140	PMTRX00011200	Purchases	IVC020001200519	Pridestaff Financial	\$1,088.00	
9/12/2017	345,086	CMTRX00008164	Bank Transaction Entry	RCT000037576			\$3.64
9/14/2017	344,944	PMTRX00011195	Purchases	4411893 9/17	Cincinnati Bell	\$219.67	
9/15/2017	345,551	PMTRX00011208	Purchases	HRP-0000116354	Human Resource Profile Inc	\$200.00	
9/17/2017	345,253	PMTRX00011205	Purchases	IVC020001202965	Pridestaff Financial	\$1,088.00	
9/20/2017	345,202	PMTRX00011202	Purchases	896115 9/17	Cincinnati Bell Any Distance	\$100.33	
9/25/2017	345,607	PMTRX00011209	Purchases	9793459613	Verizon Wireless	\$7,381.98	
10/1/2017	345,833	PMTRX00011214	Purchases	L164224 10/17	Cincinnati Bell	\$124.85	
10/1/2017	345,835	PMTRX00011214	Purchases	D160584 10/17	Cincinnati Bell	\$5,869.36	
10/1/2017	345,913	PMTRX00011219	Purchases	IVC020001208120	Pridestaff Financial	\$1,360.00	
10/1/2017	345,914	PMTRX00011219	Purchases	IVC020001205499	Pridestaff Financial	\$1,360.00	
10/2/2017	345,942	PMTRX00011221	Purchases	459448	St. Elizabeth Medical Center	\$962.50	
10/8/2017	346,177	PMTRX00011227	Purchases	4260425 10/17	Cincinnati Bell	\$129.35	
10/10/2017	346,179	PMTRX00011227	Purchases	5724798 10/17	Cincinnati Bell	\$272.71	
10/13/2017	346,270	PMTRX00011229	Purchases	48155	Passport Health	\$164.00	
10/14/2017	346,532	PMTRX00011236	Purchases	4411893 10/17	Cincinnati Bell	\$219.74	
10/15/2017	346,898	PMTRX00011247	Purchases	HRP-0000117118	Human Resource Profile Inc	\$128.00	
10/15/2017	346,945	PMTRX00011248	Purchases	IVC020001212993	Pridestaff Financial	\$1,360.00	
10/15/2017	347,003	PMTRX00011249	Purchases	IVC020001211611	Pridestaff Financial	\$1,360.00	
10/20/2017	346,843	PMTRX00011243	Purchases	896115 10/17	Cincinnati Bell Any Distance	\$100.25	
10/25/2017	347,208	PMTRX00011254	Purchases	9795226779	Verizon Wireless	\$7,725.53	
11/1/2017	347,288	PMTRX00011257	Purchases	301003315	Pridestaff Financial	\$1,354.56	
11/1/2017	347,433	PMTRX00011260	Purchases	D160584 11/17	Cincinnati Bell	\$7,061.66	
11/1/2017	347,434	PMTRX00011260	Purchases	L164224 11/17	Cincinnati Bell	\$124.85	
11/1/2017	347,510	PMTRX00011263	Purchases	301000480	Pridestaff Financial	\$1,360.00	
11/5/2017	347,910	PMTRX00011273	Purchases	301004579	Pridestaff Financial	\$1,360.00	
11/8/2017	347,595	PMTRX00011268	Purchases	4260425 11/17	Cincinnati Bell	\$129.36	
11/10/2017	347,588	PMTRX00011268	Purchases	5724798 11/17	Cincinnati Bell	\$272.73	
11/12/2017	347,909	PMTRX00011273	Purchases	301007410	Pridestaff Financial	\$1,360.00	
11/14/2017	347,861	PMTRX00011272	Purchases	4411893 11/17	Cincinnati Bell	\$219.76	
11/15/2017	348,129	PMTRX00011277	Purchases	HRP-0000117875	Human Resource Profile Inc	\$50.00	
11/19/2017	348,153	PMTRX00011277	Purchases	301010304	Pridestaff Financial	\$1,360.00	
11/20/2017	348,064	PMTRX00011276	Purchases	896115 11/17	Cincinnati Bell Any Distance	\$130.32	
11/25/2017	348,548	PMTRX00011287	Purchases	9797006254	Verizon Wireless	\$7,556.89	
11/26/2017	348,529	PMTRX00011287	Purchases	301011652	Pridestaff Financial	\$816.00	
12/1/2017	348,730	PMTRX00011295	Purchases	D160584 12/17	Cincinnati Bell	\$12,164.81	
12/1/2017	348,732	PMTRX00011295	Purchases	L164224 12/17	Cincinnati Bell	\$124.85	

12/1/2017	348,951	PMTRX00011301	Purchases	48434	Passport Health	\$388.00			
12/1/2017	349,212	PMTRX00011306	Purchases	HRP-0000118222	Human Resource Profile Inc	\$100.00			
12/3/2017	349,318	PMTRX00011310	Purchases	301014654	Pridestaff Financial	\$1,360.00			
12/8/2017	349,170	PMTRX00011305	Purchases	4260425 12/17	Cincinnati Bell	\$129.36			
12/10/2017	349,168	PMTRX00011305	Purchases	5724798 12/17	Cincinnati Bell	\$272.73			
12/10/2017	349,317	PMTRX00011310	Purchases	301015971	Pridestaff Financial	\$1,360.00			
12/14/2017	349,303	PMTRX00011310	Purchases	4411893 12/17	Cincinnati Bell	\$219.76			
12/14/2017	349,413	CMTRX00008250	Bank Transaction Entry	RCT000038215			\$19.39		
System:	HISTORICAL DETAILED T 10/5/2018		10:45:50 AM	Page:	324	User Date:	10/5/2018	User ID:	skampsen
N Ky Water District									
12/17/2017	349,625	PMTRX00011317	Purchases	301018202	Pridestaff Financial	\$1,360.00			
12/20/2017	349,520	PMTRX00011316	Purchases	896115 12/17	Cincinnati Bell Any Distance	\$94.52			
12/24/2017	350,227	PMTRX00011332	Purchases	301020569	Pridestaff Financial	\$878.22			
12/25/2017	349,911	PMTRX00011323	Purchases	9798807574	Verizon Wireless	\$7,797.74			
12/31/2017	350,603	GLTRX00045498				\$27.98			
12/31/2017	350,614	PMTRX00011345	Purchases	301023060	Pridestaff Financial	\$816.00			
			Totals:	Account:	635-8000-078	Ending Balance	\$134,271.70	\$26.11	
Account:	635-8000-079	Description:		Contractual Other - Misc.	Beginning Balance:	\$67,269.89			
Trx Date	Jrnl No.	Orig. Audit Trail	Distribution Reference	Orig. Master Number	Orig. Master Name	Debit		Credit	
7/1/2017	341,509	PMTRX00011109	Purchases	10612	Pension Corporation of America	\$397.50			
7/1/2017	341,694	PMTRX00011112	Purchases	430234 7/17	Vivial	\$206.72			
7/1/2017	341,699	PMTRX00011113	Purchases	774308	Burgess & Niple	\$1,926.61			
7/1/2017	341,869	GLTRX00044359					\$9,795.77		
7/6/2017	342,845	CMTRX00008124	Bank Transaction Entry	DAJ000037270		\$1,900.51			
7/7/2017	341,907	PMTRX00011117	Purchases	3400000100991 7/17	Sanitation District No. 1	\$66.15			
7/13/2017	342,846	CMTRX00008124	Bank Transaction Entry	DAJ000037271		\$446.87			
7/14/2017	341,829	PMTRX00011115	Purchases	7/17/4199	AMTEC	\$1,200.00			
7/19/2017	342,227	PMTRX00011127	Purchases	5789898 7/17	Cincinnati Bell	\$583.17			
7/20/2017	342,847	CMTRX00008124	Bank Transaction Entry	DAJ000037272		\$455.09			
7/27/2017	342,848	CMTRX00008124	Bank Transaction Entry	DAJ000037273		\$441.35			
7/31/2017	342,522	GLTRX00044447				\$2,099.18			
7/31/2017	342,721	PMTRX00011138	Purchases	52741	Blue Chip Express & Courier Service	\$230.00			
8/1/2017	342,599	PMTRX00011136	Purchases	10654	Pension Corporation of America	\$395.00			
8/1/2017	342,839	PMTRX00011140	Purchases	430234 8/17	Vivial	\$206.72			
8/1/2017	343,008	PMTRX00011145	Purchases	47157321436 7/17	Fifth Third Bank-Visa	\$4,008.81			
8/3/2017	344,302	CMTRX00008153	Bank Transaction Entry	DAJ000037497		\$928.97			
8/10/2017	343,605	PMTRX00011159	Purchases	782957	Burgess & Niple	\$304.21			
8/10/2017	344,303	CMTRX00008153	Bank Transaction Entry	DAJ000037498		\$1,407.66			
8/16/2017	343,235	GLTRX00044537					\$4,008.81		
8/17/2017	344,304	CMTRX00008153	Bank Transaction Entry	DAJ000037499		\$440.14			
8/19/2017	343,898	PMTRX00011165	Purchases	5789898 8/17	Cincinnati Bell	\$571.11			
8/24/2017	344,305	CMTRX00008153	Bank Transaction Entry	DAJ000037500		\$434.33			
8/31/2017	344,154	GLTRX00044657				\$2,099.18			
8/31/2017	344,277	PMTRX00011175	Purchases	52825	Blue Chip Express & Courier Service	\$230.00			
8/31/2017	344,306	CMTRX00008153	Bank Transaction Entry	DAJ000037501		\$441.99			
9/1/2017	344,246	PMTRX00011174	Purchases	10696	Pension Corporation of America	\$382.00			
9/1/2017	344,258	PMTRX00011174	Purchases	430234 9/17	Vivial	\$206.72			
9/1/2017	344,518	PMTRX00011182	Purchases	47157321436 8/17	Fifth Third Bank-Visa	\$1,212.65			
9/1/2017	344,841	PMVVR00001344	Purchases	47157321436 8/17	Fifth Third Bank-Visa		\$1,212.65		
9/1/2017	344,952	PMTRX00011195	Purchases	47157321436 08/17.	Fifth Third Bank-Visa	\$913.65			
9/1/2017	345,032	PMVVR00001345	Purchases	47157321436 08/17.	Fifth Third Bank-Visa		\$913.65		
9/1/2017	345,033	PMTRX00011196	Purchases	47157321436 08/17..	Fifth Third Bank-Visa	\$1,212.65			
9/7/2017	345,497	CMTRX00008179	Bank Transaction Entry	DAJ000037707		\$1,882.76			
9/14/2017	345,498	CMTRX00008179	Bank Transaction Entry	DAJ000037708		\$442.55			
9/18/2017	344,836	GLTRX00044756					\$1,212.65		
9/18/2017	345,352	GLTRX00044827				\$299.00			
9/19/2017	345,051	PMTRX00011198	Purchases	5789898 9/17	Cincinnati Bell	\$565.86			
9/22/2017	345,499	CMTRX00008179	Bank Transaction Entry	DAJ000037709		\$431.51			
9/22/2017	345,592	PMTRX00011209	Purchases	10738	Pension Corporation of America	\$383.00			
9/26/2017	345,570	PMTRX00011208	Purchases	9/26/2017	Kummer, Dilts & Collins PLLC	\$500.00			
9/28/2017	345,500	CMTRX00008179	Bank Transaction Entry	DAJ000037710		\$437.31			
9/30/2017	345,353	GLTRX00044828				\$2,099.18			
10/1/2017	345,823	PMTRX00011214	Purchases	52884	Blue Chip Express & Courier Service	\$190.00			

10/1/2017	345,866	PMTRX00011215	Purchases	47157321436 10/17	Fifth Third Bank-Visa	\$4,151.93	
10/1/2017	345,969	PMTRX00011222	Purchases	430234 10/17	Vivial	\$210.26	
10/1/2017	346,152	GLTRX00044930					\$3,194.21
10/1/2017	346,163	PMVVR00001347	Purchases	47157321436 10/17	Fifth Third Bank-Visa		\$4,151.93
10/1/2017	346,165	PMTRX00011226	Purchases	47157321436 10/17.	Fifth Third Bank-Visa	\$2,939.28	
10/5/2017	347,185	CMTRX00008208	Bank Transaction Entry	DAJ000037919		\$1,855.85	
10/9/2017	346,289	PMTRX00011231	Purchases	3400000100991 10/17	Sanitation District No. 1	\$69.45	
10/12/2017	347,186	CMTRX00008208	Bank Transaction Entry	DAJ000037920		\$459.50	
10/19/2017	346,632	PMTRX00011241	Purchases	5789898 10/17	Cincinnati Bell	\$578.05	
10/19/2017	347,187	CMTRX00008208	Bank Transaction Entry	DAJ000037921		\$444.18	
10/26/2017	347,188	CMTRX00008208	Bank Transaction Entry	DAJ000037922		\$440.21	
10/27/2017	347,007	PMTRX00011250	Purchases	793319	Burgess & Niple	\$6,400.00	
10/31/2017	346,826	GLTRX00045027				\$2,099.18	
10/31/2017	347,133	PMTRX00011253	Purchases	52946	Blue Chip Express & Courier Service	\$200.00	
11/1/2017	347,300	PMTRX00011257	Purchases	430234 11/17	Vivial	\$210.27	
11/1/2017	347,456	PMTRX00011261	Purchases	47157321436 10/17..	Fifth Third Bank-Visa	\$2,464.14	
11/1/2017	348,559	PMTRX00011288	Purchases	SIN007063	CyberScout, LLC	\$8,000.00	
11/2/2017	348,425	CMTRX00008237	Bank Transaction Entry	DAJ000038113		\$438.38	
System:	HISTORICAL DETAILED T 10/5/2018		10:45:50 AM	Page:	325	User Date:	10/5/2018
						User ID:	skampsen
N Ky Water District							
11/9/2017	348,426	CMTRX00008237	Bank Transaction Entry	DAJ000038114		\$1,895.03	
11/16/2017	347,521	GLTRX00045106					\$2,464.14
11/16/2017	348,427	CMTRX00008237	Bank Transaction Entry	DAJ000038115		\$595.35	
11/19/2017	348,061	PMTRX00011276	Purchases	5789898 11/17	Cincinnati Bell	\$577.93	
11/22/2017	348,428	CMTRX00008237	Bank Transaction Entry	DAJ000038116		\$438.38	
11/28/2017	348,549	PMTRX00011287	Purchases	430234 12/17	Vivial	\$210.30	
11/30/2017	348,220	GLTRX00045182				\$2,099.18	
11/30/2017	348,429	CMTRX00008237	Bank Transaction Entry	DAJ000038117		\$438.38	
11/30/2017	348,451	PMTRX00011283	Purchases	53009	Blue Chip Express & Courier Service	\$190.00	
12/1/2017	348,185	PMTRX00011279	Purchases	10815	Pension Corporation of America	\$376.50	
12/1/2017	350,318	GLTRX00045449				\$382.50	
12/7/2017	349,863	CMTRX00008264	Bank Transaction Entry	DAJ000038317		\$2,154.21	
12/13/2017	348,711	PMTRX00011294	Purchases	47157321436 11/17	Fifth Third Bank-Visa	\$4,466.70	
12/14/2017	349,864	CMTRX00008264	Bank Transaction Entry	DAJ000038318		\$439.72	
12/19/2017	349,515	PMTRX00011316	Purchases	5789898 12/17	Cincinnati Bell	\$573.98	
12/20/2017	349,155	GLTRX00045297					\$299.00
12/20/2017	349,155	GLTRX00045297					\$4,466.70
12/21/2017	349,865	CMTRX00008264	Bank Transaction Entry	DAJ000038319		\$439.72	
12/27/2017	350,039	PMTRX00011326	Purchases	47157321436 12/17	Fifth Third Bank-Visa	\$2,710.34	
12/31/2017	349,543	GLTRX00045351				\$2,099.18	
12/31/2017	349,878	PMTRX00011323	Purchases	53074	Blue Chip Express & Courier Service	\$210.00	
12/31/2017	350,405	GLTRX00045478				\$43,437.10	
12/31/2017	350,603	GLTRX00045498					\$2,710.34
12/31/2017	352,514	GLTRX00045779					\$27,704.60
			Totals:	Account:	635-8000-079	Net Change	Ending Balance
Account:	635-8000-085		Description:	Contract Services - Central Facility	Beginning Balance:	\$65,140.84	\$132,410.73
Trx Date	Jrnl No.	Orig. Audit Trail	Distribution Reference	Orig. Master Number	Orig. Master Name	Debit	Credit
7/1/2017	341,637	PMTRX00011112	Purchases	4628	Best Way Disposal	\$286.87	
7/1/2017	341,667	PMTRX00011112	Purchases	M-17-243Q2	EDI, Inc.	\$1,350.00	
7/1/2017	342,282	RECVG00002253	Purchases	RCT0000009826	Davey Tree Expert Co., The	\$4,320.00	
7/5/2017	341,748	PMTRX00011114	Purchases	3314325 7/17	Cincinnati Bell	\$67.75	
7/5/2017	341,858	PMTRX00011115	Purchases	27688	United Window Cleaning Co., Inc.	\$40.00	
7/8/2017	341,859	PMTRX00011115	Purchases	68212	Vertical Systems Elevator	\$256.79	
7/12/2017	342,247	PMTRX00011127	Purchases	4001072685	Cintas #315	\$557.05	
7/14/2017	342,244	PMTRX00011127	Purchases	4001090679	Cintas #315	\$56.30	
7/19/2017	342,230	PMTRX00011127	Purchases	3413035 7/17	Cincinnati Bell	\$169.61	
7/23/2017	342,602	PMTRX00011136	Purchases	2036046701002 7/17	Sanitation District No. 1	\$1,861.27	
7/23/2017	342,604	PMTRX00011136	Purchases	2036046700003 7/17	Sanitation District No. 1	\$527.14	
7/25/2017	342,608	PMTRX00011136	Purchases	140175801 7/17	Time Warner Cable	\$244.11	
7/26/2017	342,685	PMTRX00011137	Purchases	4001178778	Cintas #315	\$557.05	
7/27/2017	342,532	PMTRX00011133	Purchases	161018	Gleason Electric Inc	\$765.00	
7/28/2017	342,684	PMTRX00011137	Purchases	4001201785	Cintas #315	\$56.30	
7/31/2017	342,522	GLTRX00044447				\$216.10	

7/31/2017	342,753	PMTRX00011138	Purchases	37606	Plant Trolley, Inc., The	\$177.12
8/1/2017	343,034	PMTRX00011145	Purchases	5885	Best Way Disposal	\$286.87
8/3/2017	343,315	PMTRX00011153	Purchases	61325	Overhead Door Co of Northern KY	\$240.00
8/5/2017	343,204	PMTRX00011150	Purchases	3314325 8/17	Cincinnati Bell	\$67.64
8/8/2017	343,416	PMTRX00011155	Purchases	68665	Vertical Systems Elevator	\$256.79
8/9/2017	343,621	PMTRX00011159	Purchases	4001294358	Cintas #315	\$557.05
8/11/2017	343,343	PMTRX00011154	Purchases	4001319450	Cintas #315	\$56.30
8/19/2017	343,902	PMTRX00011165	Purchases	3413035 8/17	Cincinnati Bell	\$168.06
8/21/2017	343,715	PMTRX00011162	Purchases	27920	United Window Cleaning Co., Inc.	\$40.00
8/22/2017	343,737	PMTRX00011163	Purchases	80368	Document Destruction	\$75.00
8/23/2017	343,980	PMTRX00011167	Purchases	4001418663	Cintas #315	\$557.05
8/25/2017	343,895	PMTRX00011165	Purchases	4001440812	Cintas #315	\$56.30
8/25/2017	344,035	PMTRX00011168	Purchases	140175801 8/17	Time Warner Cable	\$248.19
8/31/2017	344,031	PMTRX00011168	Purchases	37792	Plant Trolley, Inc., The	\$177.12
8/31/2017	344,154	GLTRX00044657				\$216.10
9/1/2017	344,507	PMTRX00011182	Purchases	6926	Best Way Disposal	\$286.87
9/1/2017	344,707	PMTRX00011190	Purchases	17-2000	Greater Comfort Heating & Air	\$1,490.00
9/5/2017	344,663	PMTRX00011189	Purchases	3314325 9/17	Cincinnati Bell	\$67.64
9/6/2017	344,521	PMTRX00011182	Purchases	23165	Henn Plumbing Inc.	\$260.00
9/6/2017	344,689	PMTRX00011190	Purchases	4001556640	Cintas #315	\$569.29
9/8/2017	344,664	PMTRX00011189	Purchases	4001600026	Cintas #315	\$56.30
9/8/2017	344,742	PMTRX00011191	Purchases	69140	Vertical Systems Elevator	\$256.79
9/12/2017	344,865	PMTRX00011193	Purchases	11316633	Equipment Depot	\$110.31
9/13/2017	344,868	PMTRX00011193	Purchases	161126	Gleason Electric Inc	\$70.00
9/14/2017	344,895	PMTRX00011193	Purchases	28059	United Window Cleaning Co., Inc.	\$40.00
9/19/2017	345,052	PMTRX00011198	Purchases	3413035 9/17	Cincinnati Bell	\$168.06
9/19/2017	345,210	PMTRX00011203	Purchases	11319590	Equipment Depot	\$446.13
9/20/2017	345,223	PMTRX00011204	Purchases	116869	Kent Refrigeration Company	\$855.35
System:	HISTORICAL DETAILED T 10/5/2018		10:45:50 AM	Page:		
N Ky Water District				326	User Date: 10/5/2018	User ID: skampsen
9/20/2017	345,521	PMTRX00011207	Purchases	4001710089	Cintas #315	\$569.29
9/22/2017	345,525	PMTRX00011207	Purchases	4001741527	Cintas #315	\$56.30
9/25/2017	345,605	PMTRX00011209	Purchases	140175801 9/17	Time Warner Cable	\$248.19
9/30/2017	345,353	GLTRX00044828				\$216.10
9/30/2017	345,595	PMTRX00011209	Purchases	38046	Plant Trolley, Inc., The	\$177.12
10/1/2017	345,939	PMTRX00011221	Purchases	JS092917	Shirden's Carpet Cleaning Service	\$1,140.00
10/1/2017	346,319	RECVG00002284	Purchases	RCT0000009996	Greater Comfort Heating & Air	\$2,891.08
10/2/2017	345,821	PMTRX00011214	Purchases	7431	Best Way Disposal	\$287.50
10/4/2017	346,173	PMTRX00011227	Purchases	4001880730	Cintas #315	\$569.29
10/5/2017	346,011	PMTRX00011223	Purchases	3314325 10/17	Cincinnati Bell	\$67.77
10/6/2017	346,174	PMTRX00011227	Purchases	4001901858	Cintas #315	\$56.30
10/8/2017	346,052	PMTRX00011224	Purchases	69539	Vertical Systems Elevator	\$256.79
10/9/2017	346,302	PMTRX00011231	Purchases	28168	United Window Cleaning Co., Inc.	\$40.00
10/18/2017	346,845	PMTRX00011243	Purchases	4002040712	Cintas #315	\$569.29
10/19/2017	346,634	PMTRX00011241	Purchases	3413035 10/17	Cincinnati Bell	\$168.28
10/20/2017	346,670	PMTRX00011241	Purchases	JS102017	Shirden's Carpet Cleaning Service	\$1,420.00
10/20/2017	346,844	PMTRX00011243	Purchases	4002072767	Cintas #315	\$56.30
10/22/2017	346,952	PMTRX00011248	Purchases	2036046701002 10/17	Sanitation District No. 1	\$1,861.27
10/22/2017	346,953	PMTRX00011248	Purchases	2036046700003 10/17	Sanitation District No. 1	\$497.54
10/25/2017	346,858	PMTRX00011243	Purchases	11336251	Equipment Depot	\$90.50
10/25/2017	346,963	PMTRX00011248	Purchases	140175801 10/17	Time Warner Cable	\$248.18
10/31/2017	346,826	GLTRX00045027				\$216.10
10/31/2017	346,944	PMTRX00011248	Purchases	38351	Plant Trolley, Inc., The	\$177.12
11/1/2017	347,233	PMTRX00011256	Purchases	8497	Best Way Disposal	\$287.50
11/1/2017	347,439	PMTRX00011260	Purchases	4002213604	Cintas #315	\$569.29
11/1/2017	348,573	PMTRX00011288	Purchases	113393	Kentucky State Treasurer	\$100.00
11/3/2017	347,441	PMTRX00011260	Purchases	4002248477	Cintas #315	\$56.30
11/5/2017	347,594	PMTRX00011268	Purchases	3314325 11/17	Cincinnati Bell	\$67.69
11/8/2017	347,565	PMTRX00011267	Purchases	69994	Vertical Systems Elevator	\$256.79
11/14/2017	347,933	PMTRX00011274	Purchases	4002398471	Cintas #315	\$569.29
11/19/2017	348,059	PMTRX00011276	Purchases	3413035 11/17	Cincinnati Bell	\$168.33
11/20/2017	348,572	PMTRX00011288	Purchases	17-2779	Greater Comfort Heating & Air	\$1,189.83
11/25/2017	348,544	PMTRX00011287	Purchases	140175801 11/17	Time Warner Cable	\$248.18
11/30/2017	348,220	GLTRX00045182				\$216.10

11/30/2017	348,238	PMTRX00011281	Purchases	38578	Plant Trolley, Inc., The	\$177.12			
12/1/2017	348,721	PMTRX00011295	Purchases	9283	Best Way Disposal	\$289.39			
12/1/2017	348,747	PMTRX00011295	Purchases	82803	Document Destruction	\$330.00			
12/1/2017	348,943	PMTRX00011301	Purchases	17-2823	Greater Comfort Heating & Air	\$1,150.28			
12/1/2017	349,171	PMTRX00011305	Purchases	4002618605	Cintas #315	\$569.29			
12/1/2017	349,177	PMTRX00011305	Purchases	4002549250	Cintas #315	\$56.30			
12/4/2017	349,207	PMTRX00011306	Purchases	17-2905	Greater Comfort Heating & Air	\$1,229.62			
12/5/2017	348,735	PMTRX00011295	Purchases	3314325 12/17	Cincinnati Bell	\$67.73			
12/5/2017	348,898	PMTRX00011299	Purchases	28455	United Window Cleaning Co., Inc.	\$40.00			
12/8/2017	348,903	PMTRX00011299	Purchases	70423	Vertical Systems Elevator	\$369.63			
12/11/2017	349,900	PMTRX00011323	Purchases	63080	Overhead Door Co of Northern KY	\$358.00			
12/13/2017	349,174	PMTRX00011305	Purchases	4002849507	Cintas #315	\$569.29			
12/13/2017	349,290	PMTRX00011309	Purchases	9578	Wessel Lawncare & Landscaping	\$700.00			
12/15/2017	349,606	PMTRX00011317	Purchases	17-4077	Greater Comfort Heating & Air	\$913.92			
12/19/2017	349,517	PMTRX00011316	Purchases	3413035 12/17	Cincinnati Bell	\$168.33			
12/20/2017	349,608	PMTRX00011317	Purchases	23638	Henn Plumbing Inc.	\$367.60			
12/20/2017	349,917	RECVG00002312	Purchases	RCT0000010142	Eckstein Roofing Co.	\$13,400.00			
12/22/2017	349,844	PMTRX00011322	Purchases	28550	United Window Cleaning Co., Inc.	\$40.00			
12/25/2017	349,841	PMTRX00011322	Purchases	140175801 12/17	Time Warner Cable	\$248.18			
12/27/2017	350,206	PMTRX00011332	Purchases	4003045701	Cintas #315	\$569.29			
12/31/2017	349,543	GLTRX00045351				\$216.14			
				Totals:	Account: 635-8000-085	Net Change	Ending Balance		
Account:	635-8001-078			Description:	Contract Service - Computer Equipm	\$56,627.39	\$97,955.88	\$56,627.39	\$0.00
Trx Date	Jrnl No.	Orig. Audit Trail	Distribution Reference	Beginning Balance:		\$171,817.69			
7/1/2017	341,869	GLTRX00044359		Orig. Master Number				Debit	Credit
7/1/2017	342,287	RECVG00002253	Purchases	RCT0000009831	Planning & Development Service of Kenton Cou	\$675.99			
7/1/2017	342,287	RECVG00002253	Trade Discounts	RCT0000009831	Planning & Development Service of Kenton Cou	\$36,848.59			\$392.39
7/1/2017	342,387	PMTRX00011131	Purchases	JHV6868	CDW Government Inc.	\$710.04			
7/6/2017	341,677	PMTRX00011112	Purchases	E050046FS6	Microsoft	\$200.51			
7/16/2017	342,038	PMTRX00011123	Purchases	E020044ETC	Microsoft	\$14.72			
7/27/2017	342,856	CMTRX00008124	Bank Transaction Entry	DAJ000037281		\$1,495.26			
7/31/2017	342,522	GLTRX00044447				\$19,654.82			
7/31/2017	342,751	PMTRX00011138	Purchases	147532	NetGain Technologies	\$400.00			
7/31/2017	342,752	PMTRX00011138	Purchases	17295	Next Gen Cabling, Inc.	\$534.25			
8/1/2017	343,045	PMTRX00011146	Purchases	JQX3247	CDW Government Inc.	\$678.56			
8/6/2017	343,271	PMTRX00011151	Purchases	E05004CSL7	Microsoft	\$187.57			
8/8/2017	343,358	PMTRX00011154	Purchases	238778	E & H Integrated Systems	\$162.00			
System:	HISTORICAL DETAILED T 10/5/2018		10:45:50 AM	Page:	327	User Date:	10/5/2018	User ID:	skampsen
N Ky Water District									
8/15/2017	343,356	PMTRX00011154	Purchases	INV042153	Data Strategy	\$221.62			
8/16/2017	343,235	GLTRX00044537				\$58.00			
8/16/2017	343,692	PMTRX00011162	Purchases	148361	NetGain Technologies	\$300.00			
8/24/2017	344,314	CMTRX00008153	Bank Transaction Entry	DAJ000037509		\$1,495.26			
8/25/2017	344,026	PMTRX00011168	Purchases	238962	E & H Integrated Systems	\$475.00			
8/31/2017	344,154	GLTRX00044657				\$20,589.44			
9/12/2017	344,880	PMTRX00011193	Purchases	239065	E & H Integrated Systems	\$315.00			
9/18/2017	344,836	GLTRX00044756				\$58.00			
9/28/2017	345,501	CMTRX00008179	Bank Transaction Entry	DAJ000037711		\$1,495.26			
9/30/2017	345,353	GLTRX00044828				\$20,440.97			
10/1/2017	346,152	GLTRX00044930				\$257.95			
10/5/2017	345,960	PMTRX00011222	Purchases	FIRMID 156866 10/17	Thomson Reuters	\$75.00			
10/5/2017	345,961	PMTRX00011222	Purchases	FIRM ID 156866 10/17	Thomson Reuters	\$395.00			
10/6/2017	345,901	PMTRX00011219	Purchases	E05004NRZX	Microsoft	\$196.15			
10/9/2017	347,202	PMTRX00011254	Purchases	239190	E & H Integrated Systems	\$333.25			
10/13/2017	346,823	GLTRX00045026				\$6,000.00			
10/20/2017	346,556	PMTRX00011236	Purchases	16138	Fastech Alarms &	\$75.00			
10/21/2017	346,527	PMTRX00011236	Purchases	KNX5386	CDW Government Inc.	\$380.25			
10/25/2017	346,985	PMTRX00011249	Purchases	239282	E & H Integrated Systems	\$230.50			
10/26/2017	347,183	CMTRX00008208	Bank Transaction Entry	DAJ000037917		\$1,495.26			
10/31/2017	346,826	GLTRX00045027				\$20,299.38			
10/31/2017	347,203	PMTRX00011254	Purchases	239308	E & H Integrated Systems	\$367.50			
11/6/2017	347,284	PMTRX00011257	Purchases	E05004TPK4	Microsoft	\$182.15			
11/15/2017	347,598	PMTRX00011268	Purchases	INV044456	Data Strategy	\$549.10			

11/15/2017	347,930	PMTRX00011274	Purchases	239345	E & H Integrated Systems	\$504.50		
11/16/2017	347,521	GLTRX00045106				\$248.74		
11/17/2017	348,071	PMTRX00011276	Purchases	239378	E & H Integrated Systems	\$367.50		
11/20/2017	348,163	RECVG00002300	Purchases	RCT0000010068	Next Gen Cabling, Inc.	\$5,633.68		
11/30/2017	348,220	GLTRX00045182				\$20,483.84		
11/30/2017	348,424	CMTRX00008237	Bank Transaction Entry	DAJ000038112		\$1,495.26		
12/5/2017	349,281	PMTRX00011309	Purchases	SP8330157	Thomson Reuters	\$144.00		
12/6/2017	348,852	PMTRX00011297	Purchases	E05004ZQJX	Microsoft	\$183.12		
12/6/2017	348,861	PMTRX00011297	Purchases	151957	NetGain Technologies	\$300.00		
12/8/2017	348,860	PMTRX00011297	Purchases	152147	NetGain Technologies	\$350.00		
12/14/2017	349,765	PMTRX00011321	Purchases	239480	E & H Integrated Systems	\$513.75		
12/15/2017	349,916	RECVG00002312	Purchases	RCT0000010141	CDW Government Inc.	\$1,816.14		
12/19/2017	350,881	PMTRX00011350	Purchases	60088	Quality Signs & Service Co., Inc.	\$666.25		
12/20/2017	349,155	GLTRX00045297				\$267.97		
12/21/2017	349,799	PMTRX00011321	Purchases	17499	Next Gen Cabling, Inc.	\$777.11		
12/29/2017	349,871	CMTRX00008264	Bank Transaction Entry	DAJ000038325		\$1,495.26		
12/31/2017	349,543	GLTRX00045351				\$20,483.92		
12/31/2017	350,603	GLTRX00045498				\$58.00		
12/31/2017	351,523	PMTRX00011364	Purchases	XT00129171	Advanced Utility Systems	\$700.00		
			Totals:	Account:	635-8001-078	Net Change	Ending Balance	
			Description:	Contract Expenses - Safety	\$193,944.00	\$193,944.00	\$365,761.69	\$194,336.39
Account:	635-8002-078			Beginning Balance:	\$67.60			\$392.39
Trx Date	Jrnl No.	Orig. Audit Trail	Distribution Reference	Orig. Master Number	Orig. Master Name	Debit	Credit	
7/14/2017	342,022	PMTRX00011123	Purchases	721575	Silco Fire Protection Co	\$647.00		
			Totals:	Account:	635-8002-078	Net Change	Ending Balance	
			Description:	Damages	\$92,569.93	\$647.00	\$714.60	\$647.00
Account:	635-8002-079			Beginning Balance:	\$67.60			\$0.00
Trx Date	Jrnl No.	Orig. Audit Trail	Distribution Reference	Orig. Master Number	Orig. Master Name	Debit	Credit	
7/1/2017	341,646	PMTRX00011112	Purchases	4685	Crone's Auto Body Inc.	\$665.33		
7/12/2017	342,195	CMTRX00008109	Bank Transaction Entry	RCT000037151				\$665.33
7/26/2017	342,968	PMTRX00011141	Purchases	10171	Jolly Property Rescue	\$2,901.76		
7/26/2017	342,969	PMTRX00011141	Purchases	10173	Jolly Property Rescue	\$2,617.60		
7/26/2017	342,970	PMTRX00011141	Purchases	10172	Jolly Property Rescue	\$2,160.76		
8/1/2017	343,435	PMTRX00011156	Purchases	17-1779	Greater Comfort Heating & Air	\$112.50		
8/1/2017	343,436	PMTRX00011156	Purchases	17-1778	Greater Comfort Heating & Air	\$112.50		
8/4/2017	343,064	PMTRX00011146	Purchases	63701	Dupont Inc	\$222.00		
8/8/2017	343,339	PMTRX00011154	Purchases	232959-3	Arts Rental Equipment & Supply	\$1,009.51		
8/14/2017	343,038	PMTRX00011146	Purchases	DAMAGES 08/17	Sholar, Rex	\$3,100.00		
9/1/2017	345,116	PMTRX00011199	Purchases	23140	Henn Plumbing Inc.	\$250.00		
9/11/2017	344,498	PMTRX00011181	Purchases	DAMAGES 09/17	Bardo, Rob or Meg	\$8,000.00		
9/12/2017	344,526	PMTRX00011182	Purchases	DAMAGES 09/17	Chisenhall, Doris or Kristie	\$8,000.00		
9/12/2017	344,528	PMTRX00011183	Purchases	DAMAGES 09/17-POD	Bardo, Rob or Meg	\$74.19		
9/12/2017	344,595	PMVVR00001343	Purchases	DAMAGES 09/17-POD	Bardo, Rob or Meg			\$74.19
9/12/2017	344,657	PMTRX00011189	Purchases	DAMAGE-POD 09/17	Bardo, Rob or Meg	\$259.08		
9/12/2017	344,959	PMTRX00011195	Purchases	K819-17	Mills Fence Co., Inc.	\$2,080.00		
System:	HISTORICAL DETAILED T	10/5/2018	10:45:50 AM	Page:	328	User Date:	10/5/2018	User ID: skampsen
N Ky Water District								
9/14/2017	344,685	PMTRX00011190	Purchases	DAMAGES - PODS	Bardo, Rob or Meg	\$74.19		
9/14/2017	344,688	PMTRX00011190	Purchases	DAMAGES - PODS	Chisenhall, Doris or Kristie	\$333.27		
9/14/2017	345,103	CMTRX00008166	Bank Transaction Entry	RCT000037592				\$2,080.00
9/19/2017	345,203	PMTRX00011202	Purchases	INV00002958-8188X	Cincinnati Bell	\$1,472.91		
9/22/2017	345,214	PMTRX00011203	Purchases	FWC7649	Fairway Crossing Condos	\$234.00		
9/22/2017	345,619	RECVG00002278	Purchases	RCT0000009964	Zins Plumbing LLC	\$19,900.00		
10/1/2017	346,293	PMTRX00011231	Purchases	507236	Southeastern Equipment Co Inc	\$3,078.63		
10/5/2017	345,887	PMTRX00011216	Purchases	10207	Jolly Plumbing	\$1,843.50		
10/13/2017	346,669	PMTRX00011241	Purchases	27.19736368	Roto-Rooter	\$341.00		
10/15/2017	345,962	PMTRX00011222	Purchases	527221	Travelers	\$938.27		
10/18/2017	346,666	PMTRX00011241	Purchases	43780	Quinn Electric Corp.	\$305.00		
10/19/2017	346,563	PMTRX00011237	Purchases	44550	Kennys Collision Center	\$1,000.00		
10/20/2017	346,521	CMTRX00008198	Bank Transaction Entry	RCT000037833				\$598.00
10/23/2017	346,562	PMTRX00011237	Purchases	DAMAGES 10/17	Kautzman, Mike	\$1,100.00		
11/1/2017	346,942	PMTRX00011248	Purchases	10776	Pension Corporation of America	\$382.50		
11/3/2017	347,289	PMTRX00011257	Purchases	DE-400322	Project Resources Group, Inc.	\$3,803.04		
11/9/2017	348,565	PMTRX00011288	Purchases	FWC7783	Fairway Crossing Condos	\$185.00		

11/10/2017	347,621	PMTRX00011268	Purchases	64491	Dupont Inc	\$130.00		
11/16/2017	347,916	PMTRX00011273	Purchases	44049	Quinn Electric Corp.	\$475.00		
11/17/2017	347,635	PMTRX00011268	Purchases	DAMAGES 11/17	Ethos Laboratories	\$2,305.16		
12/1/2017	348,895	PMTRX00011299	Purchases	530214	Travelers	\$2,000.00		
12/1/2017	350,318	GLTRX00045449						\$382.50
12/11/2017	348,723	PMTRX00011295	Purchases	914-01	Bluegrass Electrical Consultants, Inc.	\$1,245.56		
12/22/2017	349,738	PMTRX00011319	Purchases	44964	Calloway Cleaning & Restoration	\$3,139.06		
12/22/2017	349,739	PMTRX00011319	Purchases	44963	Calloway Cleaning & Restoration	\$3,405.78		
12/22/2017	349,740	PMTRX00011319	Purchases	44965	Calloway Cleaning & Restoration	\$1,536.29		
12/22/2017	349,741	PMTRX00011319	Purchases	44962	Calloway Cleaning & Restoration	\$4,567.99		
12/29/2017	350,084	PMTRX00011326	Purchases	531731	Travelers	\$5,000.00		
			Totals:	Account:	635-8002-079	Net Change	Ending Balance	
			Description:	Contract Serv- Admin- Grounds keep	\$86,561.36	\$179,131.29	\$90,361.38	\$3,800.02
Account:	635-8003-079			Beginning Balance:	\$18,392.00			
Trx Date	Jrnl No.	Orig. Audit Trail	Distribution Reference	Orig. Master Number	Orig. Master Name		Debit	Credit
7/1/2017	341,901	PMTRX00011117	Purchases	78765	Lawn Systems, Inc.		\$5,999.00	
7/1/2017	341,902	PMTRX00011117	Purchases	78618	Lawn Systems, Inc.		\$5,999.00	
8/1/2017	343,261	PMTRX00011151	Purchases	78894	Lawn Systems, Inc.		\$5,999.00	
8/1/2017	343,887	GLTRX00044607						\$23,996.00
9/1/2017	344,202	PMTRX00011173	Purchases	79016	Lawn Systems, Inc.		\$1,499.75	
10/1/2017	345,896	PMTRX00011219	Purchases	79094	Lawn Systems, Inc.		\$1,499.75	
11/1/2017	347,279	PMTRX00011257	Purchases	79168	Lawn Systems, Inc.		\$1,499.75	
11/7/2017	348,555	PMTRX00011288	Purchases	240517	Crescent Springs Hardware		\$23.98	
11/7/2017	348,556	PMTRX00011288	Purchases	240512	Crescent Springs Hardware		\$49.97	
			Totals:	Account:	635-8003-079	Net Change	Ending Balance	
			Description:	Rental Exp., Distribution	(\$1,425.80)	\$16,966.20	\$22,570.20	\$23,996.00
Account:	642-6000-031			Beginning Balance:	\$7,560.00			
Trx Date	Jrnl No.	Orig. Audit Trail	Distribution Reference	Orig. Master Number	Orig. Master Name		Debit	Credit
			Totals:	Account:	642-6000-031	Net Change	Ending Balance	*No transactions for this account*
			Description:	Transportation Exp - FTTP	\$0.00	\$7,560.00	\$0.00	\$0.00
Account:	650-3000-001			Beginning Balance:	\$8,246.39			
Trx Date	Jrnl No.	Orig. Audit Trail	Distribution Reference	Orig. Master Number	Orig. Master Name		Debit	Credit
7/31/2017	342,813	PMTRX00011140	Purchases	50711234	Wex Bank		\$1,019.30	
8/31/2017	344,262	PMTRX00011174	Purchases	51084077	Wex Bank		\$992.58	
9/30/2017	345,609	PMTRX00011209	Purchases	51455314	Wex Bank		\$1,158.18	
10/31/2017	347,170	PMTRX00011253	Purchases	51830848	Wex Bank		\$1,214.89	
11/30/2017	348,550	PMTRX00011287	Purchases	52205957	Wex Bank		\$1,304.08	
12/31/2017	349,849	PMTRX00011322	Purchases	52580515	Wex Bank		\$1,002.29	
			Totals:	Account:	650-3000-001	Net Change	Ending Balance	
			Description:	Transportation Exp - Laboratory	\$6,691.32	\$14,937.71	\$6,691.32	\$0.00
Account:	650-3000-003			Beginning Balance:	\$1,222.85			
Trx Date	Jrnl No.	Orig. Audit Trail	Distribution Reference	Orig. Master Number	Orig. Master Name		Debit	Credit
7/31/2017	342,813	PMTRX00011140	Purchases	50711234	Wex Bank		\$213.92	
8/1/2017	343,323	PMTRX00011153	Purchases	26177	Silver Grove Motors, Inc.		\$85.00	
8/31/2017	344,262	PMTRX00011174	Purchases	51084077	Wex Bank		\$290.92	
9/30/2017	345,609	PMTRX00011209	Purchases	51455314	Wex Bank		\$167.61	
10/31/2017	347,170	PMTRX00011253	Purchases	51830848	Wex Bank		\$222.76	
System:	HISTORICAL DETAILED T	10/5/2018	10:45:50 AM	Page:	329	User Date:	10/5/2018	User ID: skampsen
N Ky Water District								
11/30/2017	348,550	PMTRX00011287	Purchases	52205957	Wex Bank		\$240.96	
12/31/2017	349,849	PMTRX00011322	Purchases	52580515	Wex Bank		\$187.37	
			Totals:	Account:	650-3000-003	Net Change	Ending Balance	
			Description:	Transportation Exp - Instrumentatio	\$1,408.54	\$2,631.39	\$1,408.54	\$0.00
Account:	650-3000-020			Beginning Balance:	\$3,247.24			
Trx Date	Jrnl No.	Orig. Audit Trail	Distribution Reference	Orig. Master Number	Orig. Master Name		Debit	Credit
7/31/2017	342,813	PMTRX00011140	Purchases	50711234	Wex Bank		\$518.55	
8/31/2017	344,262	PMTRX00011174	Purchases	51084077	Wex Bank		\$598.37	
9/30/2017	345,609	PMTRX00011209	Purchases	51455314	Wex Bank		\$642.13	
10/31/2017	347,170	PMTRX00011253	Purchases	51830848	Wex Bank		\$766.74	
11/30/2017	348,550	PMTRX00011287	Purchases	52205957	Wex Bank		\$792.38	
12/31/2017	349,849	PMTRX00011322	Purchases	52580515	Wex Bank		\$732.40	
			Totals:	Account:	650-3000-020	Net Change	Ending Balance	
			Description:	Transportation Exp - Instrumentatio	\$4,050.57	\$7,297.81	\$4,050.57	\$0.00

Account:	650-4000-001	Description:	Transportation Exp - FTTP	Beginning Balance:	\$10,259.57			
Trx Date	Jrnl No.	Orig. Audit Trail	Distribution Reference	Orig. Master Number	Orig. Master Name	Debit	Credit	
7/1/2017	341,698	PMTRX00011113	Purchases	8023823	BestOne, Tire & Service of Mid America, Inc.	\$146.65		
7/1/2017	341,848	PMTRX00011115	Purchases	21726	Mark's Garage	\$43.93		
7/1/2017	341,849	PMTRX00011115	Purchases	21664	Mark's Garage	\$716.86		
7/1/2017	341,850	PMTRX00011115	Purchases	21731	Mark's Garage	\$43.93		
7/7/2017	341,838	PMTRX00011115	Purchases	743-105076	KOI Enterprises, Inc	\$16.63		
7/10/2017	341,723	PMTRX00011113	Purchases	103015329	Sumerel Tire Co., Inc., Bob	\$503.01		
7/10/2017	342,832	PMTRX00011140	Purchases	21770	Mark's Garage	\$165.45		
7/18/2017	342,831	PMTRX00011140	Purchases	21789	Mark's Garage	\$1,261.16		
8/2/2017	343,259	PMTRX00011151	Purchases	733-485170	KOI Enterprises, Inc	\$33.27		
8/8/2017	343,257	PMTRX00011151	Purchases	767-015048	KOI Enterprises, Inc	\$17.77		
8/18/2017	343,906	PMTRX00011165	Purchases	8868	Dons Garage Inc	\$1,844.67		
8/31/2017	344,245	PMTRX00011174	Purchases	PETTY CASH 08/17-2	Colleen Medert-Petty Cash	\$20.00		
9/1/2017	344,562	PMTRX00011184	Purchases	21884	Mark's Garage	\$77.94		
9/5/2017	344,554	PMTRX00011184	Purchases	767-015507	KOI Enterprises, Inc	\$53.75		
9/14/2017	345,121	PMTRX00011199	Purchases	733-093204	KOI Enterprises, Inc	\$35.89		
9/15/2017	345,231	PMTRX00011204	Purchases	22029	Mark's Garage	\$265.06		
9/18/2017	345,232	PMTRX00011204	Purchases	22032	Mark's Garage	\$133.55		
9/19/2017	345,119	PMTRX00011199	Purchases	767-015741	KOI Enterprises, Inc	\$44.09		
9/21/2017	345,222	PMTRX00011204	Purchases	733-493393	KOI Enterprises, Inc	\$6.02		
9/29/2017	345,591	PMTRX00011209	Purchases	PETTY CASH 09/17	Colleen Medert-Petty Cash	\$40.00		
10/1/2017	346,039	PMTRX00011224	Purchases	22036	Mark's Garage	\$789.85		
10/1/2017	346,040	PMTRX00011224	Purchases	22052	Mark's Garage	\$709.45		
10/1/2017	346,041	PMTRX00011224	Purchases	22065	Mark's Garage	\$1,702.46		
10/1/2017	346,332	PMTRX00011232	Purchases	9674	Crux Vinyl Graphics	\$300.48		
10/1/2017	347,163	PMTRX00011253	Purchases	6491	Silver Grove Motors, Inc.	\$75.00		
10/11/2017	346,365	PMTRX00011232	Purchases	22125	Mark's Garage	\$746.79		
10/19/2017	347,156	PMTRX00011253	Purchases	22158	Mark's Garage	\$43.93		
10/24/2017	346,676	PMTRX00011241	Purchases	107016383	Sumerel Tire Co., Inc., Bob	\$298.85		
10/24/2017	347,160	PMTRX00011253	Purchases	22182	Mark's Garage	\$617.34		
10/25/2017	347,165	PMTRX00011253	Purchases	107016406	Sumerel Tire Co., Inc., Bob	\$86.98		
10/26/2017	347,157	PMTRX00011253	Purchases	22195	Mark's Garage	\$323.13		
10/26/2017	347,158	PMTRX00011253	Purchases	22191	Mark's Garage	\$114.80		
11/8/2017	347,562	PMTRX00011267	Purchases	107016665	Sumerel Tire Co., Inc., Bob	\$544.34		
11/9/2017	347,657	PMTRX00011269	Purchases	743-117458	KOI Enterprises, Inc	\$1.80		
11/10/2017	347,658	PMTRX00011269	Purchases	743-117507	KOI Enterprises, Inc	\$70.96		
12/12/2017	350,080	PMTRX00011326	Purchases	107017245	Sumerel Tire Co., Inc., Bob	\$398.38		
12/13/2017	350,117	PMTRX00011329	Purchases	22362	Mark's Garage	\$92.95		
12/27/2017	350,118	PMTRX00011329	Purchases	22415	Mark's Garage	\$106.95		
			Totals:	Account:	650-4000-001	Ending Balance		
						\$12,494.07	\$22,753.64	\$12,494.07 \$0.00

Account:	650-4000-020	Description:	Transportation Exp - Instrumentatio	Beginning Balance:	\$379.04			
Trx Date	Jrnl No.	Orig. Audit Trail	Distribution Reference	Orig. Master Number	Orig. Master Name	Debit	Credit	
			Totals:	Account:	650-4000-020	Ending Balance	\$379.04	*No transactions for this account*
						\$0.00	\$0.00	\$0.00 \$0.00

Account:	650-5000-025	Description:	Transportation Exp. - Pumping	Beginning Balance:	\$7,834.23			
Trx Date	Jrnl No.	Orig. Audit Trail	Distribution Reference	Orig. Master Number	Orig. Master Name	Debit	Credit	
7/31/2017	342,813	PMTRX00011140	Purchases	50711234	Wex Bank	\$1,304.12		
8/31/2017	344,262	PMTRX00011174	Purchases	51084077	Wex Bank	\$1,142.91		
System:	HISTORICAL DETAILED T	10/5/2018	10:45:50 AM	Page:	330	User Date:	10/5/2018	User ID: skampsen
N Ky Water District								
9/30/2017	345,609	PMTRX00011209	Purchases	51455314	Wex Bank	\$1,268.13		
10/31/2017	347,170	PMTRX00011253	Purchases	51830848	Wex Bank	\$1,462.40		
11/30/2017	348,550	PMTRX00011287	Purchases	52205957	Wex Bank	\$1,284.20		
12/31/2017	349,849	PMTRX00011322	Purchases	52580515	Wex Bank	\$1,203.75		
			Totals:	Account:	650-5000-025	Ending Balance	\$15,499.74	\$7,665.51 \$0.00
						\$7,665.51	\$7,665.51	\$0.00

Account:	650-5001-030	Description:	Trans. Exp. - Eng. Auto Gas & Oil	Beginning Balance:	\$7,142.58			
Trx Date	Jrnl No.	Orig. Audit Trail	Distribution Reference	Orig. Master Number	Orig. Master Name	Debit	Credit	
7/31/2017	342,813	PMTRX00011140	Purchases	50711234	Wex Bank	\$1,178.13		
8/31/2017	344,262	PMTRX00011174	Purchases	51084077	Wex Bank	\$1,413.74		
9/30/2017	345,609	PMTRX00011209	Purchases	51455314	Wex Bank	\$1,345.57		



10/25/2017	346,671	PMTRX00011241	Purchases	REIMBURSE CDL 10/17	Smith, Adam	\$50.00		
10/31/2017	347,170	PMTRX00011253	Purchases	51830848	Wex Bank	\$1,677.86		
11/15/2017	347,596	PMTRX00011268	Purchases	MILEAGE 02-05,2017	Cook, Sherril	\$20.33		
11/30/2017	348,550	PMTRX00011287	Purchases	52205957	Wex Bank	\$1,284.13		
12/31/2017	349,849	PMTRX00011322	Purchases	52580515	Wex Bank	\$1,185.18		
			Totals:	Account: 650-5001-030	Net Change	Ending Balance		
			Description:	Trans Exp. - Eng. Vehicle Maint. Con	\$8,154.94	\$15,297.52	\$8,154.94	\$0.00
Account:	650-5002-030		Distribution Reference	Beginning Balance:	\$2,390.49			
Trx Date	Jrnl No.	Orig. Audit Trail	Purchases	Orig. Master Number	Orig. Master Name	Debit	Credit	
8/2/2017	343,254	PMTRX00011151		1118324	Jacks Glass Inc	\$69.95		
			Totals:	Account: 650-5002-030	Net Change	Ending Balance		
			Description:	Trans Exp. - Eng. Vehicle Maint. Supj	\$69.95	\$2,460.44	\$69.95	\$0.00
Account:	650-5003-030		Distribution Reference	Beginning Balance:	\$890.38			
Trx Date	Jrnl No.	Orig. Audit Trail	Purchases	Orig. Master Number	Orig. Master Name	Debit	Credit	
8/2/2017	343,259	PMTRX00011151		733-485170	KOI Enterprises, Inc	\$13.31		
8/8/2017	343,257	PMTRX00011151	Purchases	767-015048	KOI Enterprises, Inc	\$7.11		
8/31/2017	344,245	PMTRX00011174	Purchases	PETTY CASH 08/17-2	Colleen Medert-Petty Cash	\$28.00		
9/5/2017	344,554	PMTRX00011184	Purchases	767-015507	KOI Enterprises, Inc	\$21.50		
9/6/2017	344,553	PMTRX00011184	Purchases	733-490883	KOI Enterprises, Inc	\$148.50		
9/14/2017	345,121	PMTRX00011199	Purchases	733-093204	KOI Enterprises, Inc	\$14.36		
9/19/2017	345,119	PMTRX00011199	Purchases	767-015741	KOI Enterprises, Inc	\$17.63		
9/21/2017	345,222	PMTRX00011204	Purchases	733-493393	KOI Enterprises, Inc	\$2.41		
10/1/2017	346,332	PMTRX00011232	Purchases	9674	Crux Vinyl Graphics	\$89.44		
			Totals:	Account: 650-5003-030	Net Change	Ending Balance		
			Description:	Trans Exp. - Pumping	\$342.26	\$1,232.64	\$342.26	\$0.00
Account:	650-6000-025		Distribution Reference	Beginning Balance:	\$2,905.77			
Trx Date	Jrnl No.	Orig. Audit Trail	Purchases	Orig. Master Number	Orig. Master Name	Debit	Credit	
7/11/2017	341,839	PMTRX00011115		743-105377	KOI Enterprises, Inc	\$18.78		
8/2/2017	343,259	PMTRX00011151	Purchases	733-485170	KOI Enterprises, Inc	\$26.62		
8/8/2017	343,257	PMTRX00011151	Purchases	767-015048	KOI Enterprises, Inc	\$14.22		
9/5/2017	344,554	PMTRX00011184	Purchases	767-015507	KOI Enterprises, Inc	\$43.00		
9/14/2017	345,121	PMTRX00011199	Purchases	733-093204	KOI Enterprises, Inc	\$28.71		
9/19/2017	345,119	PMTRX00011199	Purchases	767-015741	KOI Enterprises, Inc	\$35.27		
9/21/2017	345,222	PMTRX00011204	Purchases	733-493393	KOI Enterprises, Inc	\$4.82		
11/14/2017	348,234	PMTRX00011281	Purchases	743-117857	KOI Enterprises, Inc	\$36.61		
12/22/2017	350,119	PMTRX00011329	Purchases	22400	Mark's Garage	\$823.49		
12/27/2017	350,079	PMTRX00011326	Purchases	107017529	Sumerel Tire Co., Inc., Bob	\$54.97		
12/27/2017	350,120	PMTRX00011329	Purchases	22414	Mark's Garage	\$525.40		
			Totals:	Account: 650-6000-025	Net Change	Ending Balance		
			Description:	Trans Exp. - Distr., Auto Gas & Oil	\$1,611.89	\$4,517.66	\$1,611.89	\$0.00
Account:	650-6001-031		Distribution Reference	Beginning Balance:	\$50,826.40			
Trx Date	Jrnl No.	Orig. Audit Trail	Purchases	Orig. Master Number	Orig. Master Name	Debit	Credit	
7/3/2017	341,719	PMTRX00011113		2215181	Lykins Oil Company	\$680.87		
7/10/2017	341,720	PMTRX00011113	Purchases	2219848	Lykins Oil Company	\$708.59		
7/14/2017	341,979	PMTRX00011121	Purchases	2224746	Lykins Oil Company	\$712.62		
7/18/2017	342,037	PMTRX00011123	Purchases	2172620	Lykins Oil Company	\$760.98		
7/24/2017	342,596	PMTRX00011136	Purchases	2231834	Lykins Oil Company	\$834.30		
7/31/2017	342,598	PMTRX00011136	Purchases	PETTY CASH 07/17	Colleen Medert-Petty Cash	\$15.00		
7/31/2017	342,813	PMTRX00011140	Purchases	50711234	Wex Bank	\$4,200.83		
7/31/2017	342,828	PMTRX00011140	Purchases	2237824	Lykins Oil Company	\$1,126.90		
8/2/2017	342,829	PMTRX00011140	Purchases	2172622	Lykins Oil Company	\$897.10		
System:	HISTORICAL DETAILED T	10/5/2018	10:45:50 AM	Page:	331	10/5/2018	User ID:	skampsen
N Ky Water District								
8/9/2017	343,267	PMTRX00011151	Purchases	2248740	Lykins Oil Company	\$882.42		
8/16/2017	343,689	PMTRX00011162	Purchases	2252183	Lykins Oil Company	\$1,114.96		
8/22/2017	344,004	PMTRX00011167	Purchases	REIMBURSE CDL 08/17	Williams, Jacob	\$85.00		
8/31/2017	344,262	PMTRX00011174	Purchases	51084077	Wex Bank	\$5,324.51		
9/1/2017	344,702	PMTRX00011190	Purchases	REIMBURSE CDL 09/17	Flaugher, Justin	\$89.00		
9/1/2017	344,730	PMTRX00011191	Purchases	2262917	Lykins Oil Company	\$1,153.42		
9/1/2017	344,878	PMTRX00011193	Purchases	2257913	Lykins Oil Company	\$935.73		
9/7/2017	344,731	PMTRX00011191	Purchases	2270838	Lykins Oil Company	\$1,257.12		
9/14/2017	344,879	PMTRX00011193	Purchases	2277394	Lykins Oil Company	\$930.84		
9/21/2017	345,134	PMTRX00011199	Purchases	2283411	Lykins Oil Company	\$1,310.98		
9/28/2017	345,575	PMTRX00011208	Purchases	2289408	Lykins Oil Company	\$1,258.39		

9/30/2017	345,609	PMTRX00011209	Purchases	51455314	Wex Bank	\$4,133.71	
10/1/2017	346,037	PMTRX00011224	Purchases	2277394	Lykins Oil Company		\$930.84
10/1/2017	346,654	PMTRX00011241	Purchases	2277391	Lykins Oil Company	\$1,163.42	
10/4/2017	346,038	PMTRX00011224	Purchases	2294566	Lykins Oil Company	\$672.83	
10/9/2017	345,943	PMTRX00011221	Purchases	REIMBUSE CDL 10/17	Richie, Eric	\$52.00	
10/9/2017	346,036	PMTRX00011224	Purchases	2298767	Lykins Oil Company	\$952.64	
10/16/2017	346,363	PMTRX00011232	Purchases	2303735	Lykins Oil Company	\$1,199.56	
10/20/2017	346,656	PMTRX00011241	Purchases	2248045	Lykins Oil Company	\$1,344.28	
10/26/2017	347,137	PMTRX00011253	Purchases	REIMBUSE CDL 10/17	Emery, Dallas	\$85.00	
10/26/2017	347,153	PMTRX00011253	Purchases	2314614RB	Lykins Oil Company	\$864.32	
10/30/2017	347,154	PMTRX00011253	Purchases	2248047	Lykins Oil Company	\$692.58	
10/31/2017	347,170	PMTRX00011253	Purchases	51830848	Wex Bank	\$5,160.54	
11/1/2017	347,230	PMTRX00011256	Purchases	271939-4	Arts Rental Equipment & Supply	\$13.44	
11/3/2017	347,097	PMTRX00011251	Purchases	CDL 11/17	Slade, Mark	\$60.00	
11/6/2017	347,500	PMTRX00011263	Purchases	2324925	Lykins Oil Company	\$1,227.14	
11/7/2017	347,235	PMTRX00011256	Purchases	REIMBUSE CDL 11/17	Bruck Ronald M	\$50.00	
11/7/2017	347,275	PMTRX00011257	Purchases	REIMBUSE CDL 11/17	Franzen, TJ	\$27.50	
11/13/2017	347,931	PMTRX00011274	Purchases	2331324	Lykins Oil Company	\$1,406.36	
11/17/2017	348,501	PMTRX00011285	Purchases	2248049	Lykins Oil Company	\$1,033.09	
11/22/2017	348,503	PMTRX00011285	Purchases	2341816	Lykins Oil Company	\$1,022.35	
11/29/2017	348,500	PMTRX00011285	Purchases	2348075	Lykins Oil Company	\$1,265.94	
11/30/2017	348,550	PMTRX00011287	Purchases	52205957	Wex Bank	\$4,802.16	
12/1/2017	350,321	PMTRX00011333	Purchases	CDL 11/17	Williams, Jacob	\$50.00	
12/4/2017	348,831	PMTRX00011296	Purchases	2351948	Lykins Oil Company	\$1,295.87	
12/8/2017	348,949	PMTRX00011301	Purchases	2248053A	Lykins Oil Company	\$1,174.05	
12/13/2017	349,233	PMTRX00011307	Purchases	2248057A	Lykins Oil Company	\$1,318.14	
12/19/2017	349,487	PMTRX00011315	Purchases	2369524	Lykins Oil Company	\$951.15	
12/21/2017	349,617	PMTRX00011317	Purchases	2248059A	Lykins Oil Company	\$1,005.34	
12/27/2017	349,594	PMTRX00011317	Purchases	CDL 12/17	Blevins, Ronald	\$50.00	
12/27/2017	350,071	PMTRX00011326	Purchases	REISSUE CDL 12/17	Blevins, Ronald	\$50.00	
12/29/2017	350,029	PMTRX00011326	Purchases	2379976	Lykins Oil Company	\$1,298.41	
12/30/2017	349,797	PMTRX00011321	Purchases	MILEAGE 12/17	McGrath William D	\$12.31	
12/31/2017	349,849	PMTRX00011322	Purchases	52580515	Wex Bank	\$4,310.06	
			Totals:	Account: 650-6001-031	Net Change	Ending Balance	
			Description:	Trans Exp. - Distr., Vehicle Maint. Co	\$62,092.91	\$112,919.31	\$63,023.75
Account:	650-6002-031			Beginning Balance:	\$50,652.79		\$930.84

Trx Date	Jrnl No.	Orig. Audit Trail	Distribution Reference	Orig. Master Number	Orig. Master Name	Debit	Credit
7/1/2017	341,711	PMTRX00011113	Purchases	1118101	Jacks Glass Inc	\$124.95	
7/13/2017	342,569	PMTRX00011135	Purchases	48709	Bray Truck & Parts	\$575.00	
7/13/2017	342,570	PMTRX00011135	Purchases	48708	Bray Truck & Parts	\$575.00	
7/14/2017	341,966	PMTRX00011121	Purchases	8441	Dons Garage Inc	\$371.00	
7/17/2017	342,571	PMTRX00011135	Purchases	48727	Bray Truck & Parts	\$269.95	
7/17/2017	342,606	PMTRX00011136	Purchases	502929	Southeastern Equipment Co Inc	\$1,495.81	
7/19/2017	342,401	PMTRX00011131	Purchases	18468	Rodney Miles Body Shop	\$219.62	
7/21/2017	342,567	PMTRX00011135	Purchases	8024517	BestOne, Tire & Service of Mid America, Inc.	\$337.50	
7/21/2017	342,580	PMTRX00011135	Purchases	8506	Dons Garage Inc	\$3,958.24	
7/21/2017	342,814	PMTRX00011140	Purchases	8024866	BestOne, Tire & Service of Mid America, Inc.	\$1,133.46	
7/21/2017	342,824	PMTRX00011140	Purchases	1118251	Jacks Glass Inc	\$196.73	
7/25/2017	342,568	PMTRX00011135	Purchases	X03382	Bobcat Enterprises, Inc.	\$446.93	
7/26/2017	342,835	PMTRX00011140	Purchases	503606	Southeastern Equipment Co Inc	\$635.03	
7/31/2017	342,816	PMTRX00011140	Purchases	X03072	Bobcat Enterprises, Inc.	\$6,050.57	
8/1/2017	342,815	PMTRX00011140	Purchases	8024948	BestOne, Tire & Service of Mid America, Inc.	\$719.00	
8/1/2017	343,199	PMTRX00011150	Purchases	48794	Bray Truck & Parts	\$126.50	
8/7/2017	343,255	PMTRX00011151	Purchases	8/7/2017	Kelley's Auto Body & Trim Shop, Inc.	\$250.00	
8/10/2017	343,430	PMTRX00011156	Purchases	8763	Dons Garage Inc	\$966.62	
8/25/2017	343,893	PMTRX00011165	Purchases	8026093	BestOne, Tire & Service of Mid America, Inc.	\$3,635.00	
9/1/2017	344,512	PMTRX00011182	Purchases	8909	Dons Garage Inc	\$2,276.72	
9/1/2017	344,577	PMTRX00011184	Purchases	506018	Southeastern Equipment Co Inc	\$252.52	
9/6/2017	344,513	PMTRX00011182	Purchases	9063	Dons Garage Inc	\$849.35	
9/6/2017	345,057	PMTRX00011198	Purchases	9067	Dons Garage Inc	\$483.30	
9/12/2017	345,126	PMTRX00011199	Purchases	44312	Kennys Collision Center	\$1,055.14	
System:	HISTORICAL DETAILED T 10/5/2018		10:45:50 AM	Page:	332	User Date:	10/5/2018
N Ky Water District						User ID:	skampsen
9/15/2017	345,257	PMTRX00011205	Purchases	505970	Southeastern Equipment Co Inc	\$3,245.43	

9/27/2017	345,594	PMTRX00011209	Purchases	52572637.001	Pirtek Reading Road	\$5,672.43
9/29/2017	345,633	PMTRX00011211	Purchases	43630	Airport Towing	\$165.00
10/1/2017	346,006	PMTRX00011223	Purchases	49086	Bray Truck & Parts	\$868.63
10/1/2017	346,007	PMTRX00011223	Purchases	49098	Bray Truck & Parts	\$1,020.53
10/1/2017	346,016	PMTRX00011223	Purchases	9279	Dons Garage Inc	\$836.70
10/1/2017	346,045	PMTRX00011224	Purchases	507787	Southeastern Equipment Co Inc	\$588.70
10/2/2017	346,015	PMTRX00011223	Purchases	9338	Dons Garage Inc	\$233.96
10/5/2017	346,214	PMTRX00011228	Purchases	9392	Dons Garage Inc	\$53.50
10/9/2017	345,911	PMTRX00011219	Purchases	\$2580612.001	Pirtek Reading Road	\$164.34
10/11/2017	346,271	PMTRX00011229	Purchases	\$2582296.001	Pirtek Reading Road	\$588.39
10/11/2017	346,299	PMTRX00011231	Purchases	KK279797	Truck and Trailer Supply	\$549.60
10/11/2017	346,379	PMTRX00011232	Purchases	103017170	Sumerel Tire Co., Inc., Bob	\$165.73
10/11/2017	346,380	PMTRX00011232	Purchases	103017161	Sumerel Tire Co., Inc., Bob	\$477.64
10/13/2017	346,333	PMTRX00011232	Purchases	9496	Dons Garage Inc	\$229.12
10/16/2017	346,526	PMTRX00011236	Purchases	49202	Bray Truck & Parts	\$379.95
10/17/2017	346,334	PMTRX00011232	Purchases	9530	Dons Garage Inc	\$546.31
10/18/2017	346,327	PMTRX00011232	Purchases	8026834	BestOne, Tire & Service of Mid America, Inc.	\$486.33
10/18/2017	346,374	PMTRX00011232	Purchases	\$2586256.001	Pirtek Reading Road	\$666.01
10/18/2017	346,542	PMTRX00011236	Purchases	9553	Dons Garage Inc	\$221.06
10/19/2017	346,541	PMTRX00011236	Purchases	9557	Dons Garage Inc	\$87.00
10/19/2017	346,912	PMTRX00011247	Purchases	87426	Kens Crescent Springs Service	\$315.00
10/20/2017	346,580	PMTRX00011237	Purchases	103017339	Sumerel Tire Co., Inc., Bob	\$71.33
10/20/2017	346,581	PMTRX00011237	Purchases	103017338	Sumerel Tire Co., Inc., Bob	\$215.12
10/20/2017	346,628	PMTRX00011241	Purchases	66290	Ace Auto Accessories	\$375.00
10/23/2017	346,643	PMTRX00011241	Purchases	9606	Dons Garage Inc	\$110.85
10/23/2017	346,981	PMTRX00011249	Purchases	49249	Bray Truck & Parts	\$2,064.00
10/25/2017	346,672	PMTRX00011241	Purchases	107016400	Sumerel Tire Co., Inc., Bob	\$66.99
10/25/2017	346,984	PMTRX00011249	Purchases	9631	Dons Garage Inc	\$1,131.07
10/31/2017	346,831	PMTRX00011243	Purchases	8028085	BestOne, Tire & Service of Mid America, Inc.	\$336.50
10/31/2017	347,134	PMTRX00011253	Purchases	49287	Bray Truck & Parts	\$1,231.99
10/31/2017	347,227	PMTRX00011255	Purchases	510034	Southeastern Equipment Co Inc	\$984.45
11/2/2017	347,286	PMTRX00011257	Purchases	\$2597671.001	Pirtek Reading Road	\$323.38
11/2/2017	347,295	PMTRX00011257	Purchases	B32615	Southeastern Equipment Co Inc	\$196.65
11/6/2017	347,245	PMTRX00011256	Purchases	9761	Dons Garage Inc	\$115.00
11/6/2017	347,446	PMTRX00011260	Purchases	9772	Dons Garage Inc	\$750.83
11/6/2017	347,582	PMTRX00011268	Purchases	49314	Bray Truck & Parts	\$235.41
11/7/2017	347,287	PMTRX00011257	Purchases	\$2599197.001	Pirtek Reading Road	\$205.00
11/7/2017	347,321	PMTRX00011258	Purchases	AC34764	Kaffenbarger Truck Eqpt. Co.	\$328.23
11/8/2017	347,447	PMTRX00011260	Purchases	9809	Dons Garage Inc	\$608.57
11/10/2017	347,426	PMTRX00011260	Purchases	8028474	BestOne, Tire & Service of Mid America, Inc.	\$255.57
11/15/2017	348,227	PMTRX00011281	Purchases	9886	Dons Garage Inc	\$254.92
11/15/2017	348,229	PMTRX00011281	Purchases	9887	Dons Garage Inc	\$65.00
11/16/2017	347,923	PMTRX00011273	Purchases	\$170103.001	Pirtek Reading Road	\$1,267.80
11/17/2017	348,239	PMTRX00011281	Purchases	510847	Southeastern Equipment Co Inc	\$540.97
11/20/2017	348,223	PMTRX00011281	Purchases	49389	Bray Truck & Parts	\$599.27
11/21/2017	348,228	PMTRX00011281	Purchases	9946	Dons Garage Inc	\$100.50
11/27/2017	348,535	PMTRX00011287	Purchases	509636	Southeastern Equipment Co Inc	\$1,921.70
11/30/2017	348,536	PMTRX00011287	Purchases	B32623	Southeastern Equipment Co Inc	\$196.65
12/1/2017	348,724	PMTRX00011295	Purchases	49412	Bray Truck & Parts	\$1,756.37
12/1/2017	350,115	PMTRX00011329	Purchases	10049	Dons Garage Inc	\$1,454.43
12/4/2017	348,725	PMTRX00011295	Purchases	49447	Bray Truck & Parts	\$383.79
12/4/2017	348,726	PMTRX00011295	Purchases	49453	Bray Truck & Parts	\$473.54
12/4/2017	348,748	PMTRX00011295	Purchases	10067	Dons Garage Inc	\$418.19
12/6/2017	348,934	PMTRX00011301	Purchases	49470	Bray Truck & Parts	\$306.35
12/7/2017	348,935	PMTRX00011301	Purchases	49481	Bray Truck & Parts	\$1,089.61
12/13/2017	350,114	PMTRX00011329	Purchases	10189	Dons Garage Inc	\$928.02
12/14/2017	350,077	PMTRX00011326	Purchases	862338	Murphy Tractor & Equipment Co.	\$7,204.24
12/15/2017	350,072	PMTRX00011326	Purchases	49517	Bray Truck & Parts	\$1,267.77
12/15/2017	350,073	PMTRX00011326	Purchases	49518	Bray Truck & Parts	\$1,257.94
12/18/2017	349,838	PMTRX00011322	Purchases	511666	Southeastern Equipment Co Inc	\$1,031.57
12/18/2017	350,078	PMTRX00011326	Purchases	111016860	Sumerel Tire Co., Inc., Bob	\$28.99
12/21/2017	350,074	PMTRX00011326	Purchases	49547	Bray Truck & Parts	\$220.00
12/21/2017	350,081	PMTRX00011326	Purchases	107017429	Sumerel Tire Co., Inc., Bob	\$30.99
12/21/2017	350,082	PMTRX00011326	Purchases	107017423	Sumerel Tire Co., Inc., Bob	\$68.99

Trx Date	Jrnl No.	Orig. Audit Trail	Distribution Reference	Orig. Master Number	Orig. Master Name	Debit	Credit
12/29/2017	350,611	PMTRX00011345	Purchases	87770	Kens Crescent Springs Service	\$165.00	
Totals:				Account: 650-6002-031	Net Change	Ending Balance	
Account:	650-6003-031		Description: Trans Exp. - Distr., Vehicle Maint. Su	Beginning Balance:	\$77,203.84	\$127,856.63	\$77,203.84
Trx Date	Jrnl No.	Orig. Audit Trail	Distribution Reference	Orig. Master Number	Orig. Master Name	Debit	Credit
7/1/2017	341,713	PMTRX00011113	Purchases	743-103164	KOI Enterprises, Inc	\$0.99	
7/6/2017	341,715	PMTRX00011113	Purchases	733-480680	KOI Enterprises, Inc	\$81.36	
System:	HISTORICAL DETAILED T 10/5/2018		10:45:50 AM	Page:	333	User Date:	10/5/2018
N Ky Water District					User ID:		skampsen
7/7/2017	341,716	PMTRX00011113	Purchases	733-088394	KOI Enterprises, Inc	\$12.38	
7/13/2017	341,833	PMTRX00011115	Purchases	237244	Crescent Springs Hardware	\$5.99	
7/24/2017	342,610	PMTRX00011136	Purchases	KK274745	Truck and Trailer Supply	\$72.94	
7/25/2017	342,592	PMTRX00011135	Purchases	733-089575	KOI Enterprises, Inc	\$106.74	
7/28/2017	342,591	PMTRX00011135	Purchases	733-484254	KOI Enterprises, Inc	\$164.30	
7/28/2017	342,593	PMTRX00011135	Purchases	733-484287	KOI Enterprises, Inc	\$64.96	
7/28/2017	342,609	PMTRX00011136	Purchases	KK275141	Truck and Trailer Supply	\$41.10	
7/31/2017	342,820	PMTRX00011140	Purchases	706013	Fuller Ford	\$128.98	
7/31/2017	342,821	PMTRX00011140	Purchases	706014	Fuller Ford	\$257.96	
7/31/2017	342,826	PMTRX00011140	Purchases	733-484621	KOI Enterprises, Inc	\$55.92	
8/1/2017	344,370	PMTRX00011177	Purchases	733-089327	KOI Enterprises, Inc	\$1.64	
8/2/2017	343,198	PMTRX00011150	Purchases	8025119	BestOne, Tire & Service of Mid America, Inc.	\$379.64	
8/2/2017	343,259	PMTRX00011151	Purchases	733-485170	KOI Enterprises, Inc	\$86.51	
8/8/2017	343,257	PMTRX00011151	Purchases	767-015048	KOI Enterprises, Inc	\$46.21	
8/9/2017	343,258	PMTRX00011151	Purchases	733-090703	KOI Enterprises, Inc	\$9.70	
8/10/2017	343,326	PMTRX00011153	Purchases	KK275960	Truck and Trailer Supply	\$760.14	
8/10/2017	343,340	PMTRX00011154	Purchases	232662-1	Arts Rental Equipment & Supply	\$997.64	
8/11/2017	343,054	PMTRX00011146	Purchases	PETTY CASH 08/17	Colleen Medert-Petty Cash	\$63.25	
8/11/2017	343,623	PMTRX00011159	Purchases	238104	Crescent Springs Hardware	\$26.01	
8/11/2017	343,686	PMTRX00011162	Purchases	733-090844	KOI Enterprises, Inc	\$65.16	
8/16/2017	343,685	PMTRX00011162	Purchases	733-091175	KOI Enterprises, Inc	\$152.54	
8/16/2017	343,706	PMTRX00011162	Purchases	B18010	Southeastern Equipment Co Inc	\$17.95	
8/21/2017	343,747	PMTRX00011163	Purchases	733-091496	KOI Enterprises, Inc	\$32.40	
8/23/2017	343,751	PMTRX00011163	Purchases	REFUND CREDIT 08/17	Line-X of Southern Ohio	\$160.00	
8/23/2017	343,915	PMTRX00011165	Purchases	12034	Line-X of Southern Ohio	\$160.00	
8/25/2017	343,914	PMTRX00011165	Purchases	733-489039	KOI Enterprises, Inc	\$194.85	
9/1/2017	344,576	PMTRX00011184	Purchases	B20047	Southeastern Equipment Co Inc	\$358.80	
9/5/2017	344,554	PMTRX00011184	Purchases	767-015507	KOI Enterprises, Inc	\$139.74	
9/13/2017	345,123	PMTRX00011199	Purchases	733-492054	KOI Enterprises, Inc	\$352.50	
9/13/2017	345,125	PMTRX00011199	Purchases	737-062576	KOI Enterprises, Inc	\$24.26	
9/14/2017	345,121	PMTRX00011199	Purchases	733-093204	KOI Enterprises, Inc	\$93.32	
9/15/2017	345,120	PMTRX00011199	Purchases	733-492593	KOI Enterprises, Inc	\$14.74	
9/15/2017	345,122	PMTRX00011199	Purchases	733-492592	KOI Enterprises, Inc		\$14.74
9/19/2017	345,119	PMTRX00011199	Purchases	767-015741	KOI Enterprises, Inc	\$114.62	
9/21/2017	345,222	PMTRX00011204	Purchases	733-493393	KOI Enterprises, Inc	\$15.66	
9/22/2017	345,124	PMTRX00011199	Purchases	733-093822	KOI Enterprises, Inc	\$71.90	
10/1/2017	345,940	PMTRX00011221	Purchases	B26241	Southeastern Equipment Co Inc	\$396.75	
10/1/2017	346,029	PMTRX00011224	Purchases	733-494738	KOI Enterprises, Inc	\$185.82	
10/1/2017	346,332	PMTRX00011232	Purchases	9674	Crux Vinyl Graphics	\$393.60	
10/10/2017	346,292	PMTRX00011231	Purchases	B28619	Southeastern Equipment Co Inc	\$285.84	
10/11/2017	346,358	PMTRX00011232	Purchases	733-496693	KOI Enterprises, Inc	\$86.00	
10/17/2017	346,265	PMTRX00011229	Purchases	767-016148	KOI Enterprises, Inc	\$85.32	
10/31/2017	346,913	PMTRX00011247	Purchases	767-016439	KOI Enterprises, Inc	\$85.32	
10/31/2017	346,941	PMTRX00011248	Purchases	PETTY CASH 10/17	Colleen Medert-Petty Cash	\$6.00	
11/1/2017	347,486	PMTRX00011263	Purchases	733-500126	KOI Enterprises, Inc	\$471.61	
11/8/2017	347,557	PMTRX00011267	Purchases	B33541	Southeastern Equipment Co Inc	\$7.53	
11/14/2017	347,659	PMTRX00011269	Purchases	767-016653	KOI Enterprises, Inc	\$116.79	
11/15/2017	348,233	PMTRX00011281	Purchases	733-502365	KOI Enterprises, Inc	\$281.02	
11/29/2017	348,506	PMTRX00011285	Purchases	REIMBURSE CDL 11/17	Miller, Jason	\$52.00	
11/30/2017	348,181	PMTRX00011279	Purchases	853270	Murphy Tractor & Equipment Co.	\$409.47	
12/1/2017	349,798	PMTRX00011321	Purchases	851458	Murphy Tractor & Equipment Co.	\$175.50	
12/5/2017	348,607	PMTRX00011290	Purchases	REIMBURSE CDL 12/17	Schawe, Eddie	\$50.00	
12/5/2017	348,819	PMTRX00011296	Purchases	767-016925	KOI Enterprises, Inc	\$157.82	
12/6/2017	350,076	PMTRX00011326	Purchases	61975	K E Rose Company	\$1,141.00	
12/7/2017	348,820	PMTRX00011296	Purchases	733-505641	KOI Enterprises, Inc	\$127.67	

12/7/2017	350,333	PMTRX00011334	Purchases	10215	Crux Vinyl Graphics	\$1,150.80		
12/8/2017	348,705	PMTRX00011293	Purchases	REIMBURSE CDL 12/17	Loschiavo, Matt	\$60.00		
12/9/2017	348,703	PMTRX00011292	Purchases	REIMBURSE CDL 12/17	Riley, Clint	\$61.00		
12/12/2017	348,821	PMTRX00011296	Purchases	740-174989	KOI Enterprises, Inc	\$74.95		
12/13/2017	349,218	PMTRX00011307	Purchases	733-506525	KOI Enterprises, Inc	\$56.76		
12/19/2017	349,217	PMTRX00011307	Purchases	767-017201	KOI Enterprises, Inc	\$201.28		
12/22/2017	349,769	PMTRX00011321	Purchases	S 32089	Georges Truck Center Inc	\$29.82		
12/22/2017	350,116	PMTRX00011329	Purchases	772-76071	KOI Enterprises, Inc	\$35.80		
12/27/2017	349,768	PMTRX00011321	Purchases	S 32144	Georges Truck Center Inc	\$193.58		
			Totals:	Account:	650-6003-031	Net Change	Ending Balance	
Account:	650-6004-031		Description:	Trans Exp. - Distr., Gas & Oil Ttr/Con	Beginning Balance:	\$11,697.11	\$26,340.75	\$11,711.85
Trx Date	Jrnl No.	Orig. Audit Trail	Distribution Reference	Orig. Master Number	Orig. Master Name			Debit
7/3/2017	341,718	PMTRX00011113	Purchases	2215184	Lykins Oil Company			\$403.95
7/10/2017	341,721	PMTRX00011113	Purchases	2219850	Lykins Oil Company			\$105.94
7/20/2017	342,595	PMTRX00011136	Purchases	2230190	Lykins Oil Company			\$5,663.98
7/31/2017	342,830	PMTRX00011140	Purchases	2237825	Lykins Oil Company			\$494.02
System:	HISTORICAL DETAILED T 10/5/2018		10:45:50 AM	Page:	334	User Date:	10/5/2018	User ID:
N Ky Water District								skampsen
8/16/2017	343,690	PMTRX00011162	Purchases	2252185	Lykins Oil Company			\$380.08
10/1/2017	346,655	PMTRX00011241	Purchases	2277393	Lykins Oil Company			\$609.00
10/4/2017	346,035	PMTRX00011224	Purchases	2295018	Lykins Oil Company			\$443.41
10/16/2017	346,362	PMTRX00011232	Purchases	2303737	Lykins Oil Company			\$188.44
10/26/2017	347,155	PMTRX00011253	Purchases	2314616	Lykins Oil Company			\$682.77
11/6/2017	347,501	PMTRX00011263	Purchases	2330149	Lykins Oil Company			\$357.18
11/21/2017	348,502	PMTRX00011285	Purchases	2340848	Lykins Oil Company			\$4,739.80
11/22/2017	348,504	PMTRX00011285	Purchases	2341820	Lykins Oil Company			\$394.43
12/8/2017	348,948	PMTRX00011301	Purchases	2172624A	Lykins Oil Company			\$743.74
12/19/2017	349,486	PMTRX00011315	Purchases	2373561	Lykins Oil Company			\$576.57
			Totals:	Account:	650-6004-031	Net Change	Ending Balance	
Account:	650-6006-031		Description:	Trans Exp. - Distr., Ttr/Comprsor Ma	Beginning Balance:	\$15,783.31	\$31,317.61	\$15,783.31
Trx Date	Jrnl No.	Orig. Audit Trail	Distribution Reference	Orig. Master Number	Orig. Master Name			Debit
10/16/2017	346,376	PMTRX00011232	Purchases	B29060	Southeastern Equipment Co Inc			\$413.94
			Totals:	Account:	650-6006-031	Net Change	Ending Balance	
Account:	650-7001-051		Description:	Auto Gas & Oil Field Serv. Newport	Beginning Balance:	\$413.94	\$413.94	\$413.94
Trx Date	Jrnl No.	Orig. Audit Trail	Distribution Reference	Orig. Master Number	Orig. Master Name			Debit
7/31/2017	342,813	PMTRX00011140	Purchases	50711234	Wex Bank			\$3,324.47
8/31/2017	344,262	PMTRX00011174	Purchases	51084077	Wex Bank			\$4,068.15
9/30/2017	345,609	PMTRX00011209	Purchases	51455314	Wex Bank			\$3,924.58
10/31/2017	347,170	PMTRX00011253	Purchases	51830848	Wex Bank			\$3,851.26
11/30/2017	348,550	PMTRX00011287	Purchases	52205957	Wex Bank			\$3,881.50
12/31/2017	349,849	PMTRX00011322	Purchases	52580515	Wex Bank			\$3,338.93
			Totals:	Account:	650-7001-051	Net Change	Ending Balance	
Account:	650-7001-056		Description:	Auto Gas & Oil - Meter Shop	Beginning Balance:	\$22,388.89	\$41,124.75	\$22,388.89
Trx Date	Jrnl No.	Orig. Audit Trail	Distribution Reference	Orig. Master Number	Orig. Master Name			Debit
7/31/2017	342,813	PMTRX00011140	Purchases	50711234	Wex Bank			\$1,256.86
8/31/2017	344,262	PMTRX00011174	Purchases	51084077	Wex Bank			\$1,869.95
9/30/2017	345,609	PMTRX00011209	Purchases	51455314	Wex Bank			\$1,531.66
10/31/2017	347,170	PMTRX00011253	Purchases	51830848	Wex Bank			\$1,713.50
11/30/2017	348,550	PMTRX00011287	Purchases	52205957	Wex Bank			\$1,543.60
12/31/2017	349,849	PMTRX00011322	Purchases	52580515	Wex Bank			\$1,390.46
			Totals:	Account:	650-7001-056	Net Change	Ending Balance	
Account:	650-7002-051		Description:	Trans Exp - Contract Maint. Field Ser	Beginning Balance:	\$9,306.03	\$16,641.70	\$9,306.03
Trx Date	Jrnl No.	Orig. Audit Trail	Distribution Reference	Orig. Master Number	Orig. Master Name			Debit
7/21/2017	342,614	PMTRX00011136	Purchases	366562	Wylar, Jeff			\$7.16
8/2/2017	342,840	PMTRX00011140	Purchases	366745	Wylar, Jeff			\$46.59
8/17/2017	343,694	PMTRX00011162	Purchases	1802-305686	O'Reilly Auto Parts			\$399.99
9/18/2017	345,118	PMTRX00011199	Purchases	733-492807	KOI Enterprises, Inc			\$94.00
9/21/2017	345,197	PMTRX00011202	Purchases	8026692	BestOne, Tire & Service of Mid America, Inc.			\$417.52
9/25/2017	345,247	PMTRX00011205	Purchases	1802-311531	O'Reilly Auto Parts			\$239.99

10/3/2017	346,046	PMTRX00011224	Purchases	103016968	Sumerel Tire Co., Inc., Bob	\$32.98			
10/3/2017	346,047	PMTRX00011224	Purchases	107015960	Sumerel Tire Co., Inc., Bob	\$460.81			
10/3/2017	346,048	PMTRX00011224	Purchases	107015955	Sumerel Tire Co., Inc., Bob	\$588.44			
10/3/2017	346,049	PMTRX00011224	Purchases	103017122	Sumerel Tire Co., Inc., Bob	\$588.44			
10/3/2017	346,050	PMTRX00011224	Purchases	103017115	Sumerel Tire Co., Inc., Bob	\$363.79			
10/5/2017	346,585	PMTRX00011237	Purchases	103017012	Sumerel Tire Co., Inc., Bob	\$761.95			
10/7/2017	346,584	PMTRX00011237	Purchases	103017044	Sumerel Tire Co., Inc., Bob	\$28.93			
10/11/2017	346,378	PMTRX00011232	Purchases	107016186	Sumerel Tire Co., Inc., Bob	\$1,736.04			
10/16/2017	346,381	PMTRX00011232	Purchases	107016238	Sumerel Tire Co., Inc., Bob	\$220.00			
10/19/2017	346,582	PMTRX00011237	Purchases	107016308	Sumerel Tire Co., Inc., Bob	\$355.92			
10/19/2017	346,583	PMTRX00011237	Purchases	107016309	Sumerel Tire Co., Inc., Bob	\$85.15			
10/20/2017	346,579	PMTRX00011237	Purchases	107016333	Sumerel Tire Co., Inc., Bob	\$28.99			
10/20/2017	347,166	PMTRX00011253	Purchases	103017325	Sumerel Tire Co., Inc., Bob	\$36.93			
10/25/2017	346,673	PMTRX00011241	Purchases	103017431	Sumerel Tire Co., Inc., Bob	\$105.13			
10/25/2017	346,674	PMTRX00011241	Purchases	107016402	Sumerel Tire Co., Inc., Bob	\$497.28			
10/25/2017	346,675	PMTRX00011241	Purchases	107016405	Sumerel Tire Co., Inc., Bob	\$857.42			
11/6/2017	347,296	PMTRX00011257	Purchases	107016624	Sumerel Tire Co., Inc., Bob	\$63.99			
11/7/2017	347,563	PMTRX00011267	Purchases	107016642	Sumerel Tire Co., Inc., Bob	\$486.07			
11/7/2017	347,564	PMTRX00011267	Purchases	107016640	Sumerel Tire Co., Inc., Bob	\$510.52			
11/15/2017	348,242	PMTRX00011281	Purchases	107016767	Sumerel Tire Co., Inc., Bob	\$453.08			
System:	HISTORICAL DETAILED T 10/5/2018		10:45:50 AM	Page:		10/5/2018	User ID:	skampsen	
N Ky Water District									
11/16/2017	348,243	PMTRX00011281	Purchases	107016785	Sumerel Tire Co., Inc., Bob	\$501.13			
11/20/2017	348,246	PMTRX00011281	Purchases	107016858	Sumerel Tire Co., Inc., Bob	\$807.00			
11/22/2017	348,230	PMTRX00011281	Purchases	9976	Dons Garage Inc	\$961.36			
11/28/2017	348,245	PMTRX00011281	Purchases	111016490	Sumerel Tire Co., Inc., Bob	\$367.68			
11/29/2017	348,244	PMTRX00011281	Purchases	111016512	Sumerel Tire Co., Inc., Bob	\$270.05			
12/1/2017	348,893	PMTRX00011299	Purchases	107017052	Sumerel Tire Co., Inc., Bob	\$30.04			
12/1/2017	350,235	PMTRX00011332	Purchases	103017443	Sumerel Tire Co., Inc., Bob	\$477.64			
12/8/2017	348,952	PMTRX00011301	Purchases	107017178	Sumerel Tire Co., Inc., Bob	\$869.93			
12/12/2017	349,279	PMTRX00011309	Purchases	107017242	Sumerel Tire Co., Inc., Bob	\$588.44			
12/12/2017	349,280	PMTRX00011309	Purchases	107017246	Sumerel Tire Co., Inc., Bob	\$49.99			
12/29/2017	350,083	PMTRX00011326	Purchases	107017570	Sumerel Tire Co., Inc., Bob	\$75.85			
			Totals:	Account:	650-7002-051	Net Change	Ending Balance		
Account:	650-7003-050		Description:	Trans Exp - Meter Readers, Supplies	Beginning Balance:	\$14,466.22	\$15,705.19	\$14,466.22	\$0.00
Trx Date	Jrnl No.	Orig. Audit Trail	Distribution Reference	Orig. Master Number	Orig. Master Name	Debit	Credit		
8/2/2017	343,259	PMTRX00011151	Purchases	733-485170	KOI Enterprises, Inc	\$53.24			
8/8/2017	343,257	PMTRX00011151	Purchases	767-015048	KOI Enterprises, Inc	\$28.44			
9/5/2017	344,554	PMTRX00011184	Purchases	767-015507	KOI Enterprises, Inc	\$85.99			
9/14/2017	345,121	PMTRX00011199	Purchases	733-093204	KOI Enterprises, Inc	\$57.43			
9/19/2017	345,119	PMTRX00011199	Purchases	767-015741	KOI Enterprises, Inc	\$70.54			
9/21/2017	345,222	PMTRX00011204	Purchases	733-493393	KOI Enterprises, Inc	\$9.64			
			Totals:	Account:	650-7003-050	Net Change	Ending Balance		
Account:	650-7003-051		Description:	Trans Exp - Field Service, Supplies	Beginning Balance:	\$305.28	\$1,050.81	\$305.28	\$0.00
Trx Date	Jrnl No.	Orig. Audit Trail	Distribution Reference	Orig. Master Number	Orig. Master Name	Debit	Credit		
7/27/2017	342,818	PMTRX00011140	Purchases	8592	Dons Garage Inc	\$363.60			
8/11/2017	343,429	PMTRX00011156	Purchases	8780	Dons Garage Inc	\$983.89			
8/14/2017	343,428	PMTRX00011156	Purchases	8801	Dons Garage Inc	\$103.94			
9/7/2017	345,059	PMTRX00011198	Purchases	9073	Dons Garage Inc	\$144.00			
9/11/2017	345,058	PMTRX00011198	Purchases	9116	Dons Garage Inc	\$295.04			
9/20/2017	345,206	PMTRX00011203	Purchases	9220	Dons Garage Inc	\$1,940.04			
9/22/2017	345,258	PMTRX00011205	Purchases	111015334	Sumerel Tire Co., Inc., Bob	\$38.99			
9/26/2017	345,259	PMTRX00011205	Purchases	107015831	Sumerel Tire Co., Inc., Bob	\$980.14			
10/1/2017	346,359	PMTRX00011232	Purchases	740-161873	KOI Enterprises, Inc	\$26.98			
10/24/2017	346,662	PMTRX00011241	Purchases	5175-112614	O'Reilly Auto Parts	\$61.60			
			Totals:	Account:	650-7003-051	Net Change	Ending Balance		
Account:	650-8000-074		Description:	Transportation Exp - Bookkeeping/A	Beginning Balance:	\$4,938.22	\$14,033.18	\$4,938.22	\$0.00
Trx Date	Jrnl No.	Orig. Audit Trail	Distribution Reference	Orig. Master Number	Orig. Master Name	Debit	Credit		
7/17/2017	342,034	PMTRX00011123	Purchases	MILEAGE 05-07,2017	Kampsen, Stacey	\$36.33			
10/23/2017	346,569	PMTRX00011237	Purchases	MILEAGE 01-10,2017	Medert Colleen	\$185.71			
11/15/2017	347,655	PMTRX00011269	Purchases	MILEAGE 08-11,2017	Kampsen, Stacey	\$24.61			

12/18/2017	349,215	PMTRX00011307	Purchases	MILEAGE 12/17	Kampsen, Stacey	\$23.01		
12/18/2017	349,267	PMTRX00011309	Purchases	MILEAGE 04-12, 2017	Rechlin, Lindsey	\$218.07		
12/29/2017	349,899	PMTRX00011323	Purchases	MILEAGE 10-12,2017	Medert Colleen	\$28.39		
			Totals:	Account:	650-8000-074	Net Change	Ending Balance	
Account:	650-8000-078		Description:	Transportation Expenses	Beginning Balance:	\$516.12	\$528.43	\$516.12
Trx Date	Jrnl No.	Orig. Audit Trail	Distribution Reference		Orig. Master Number	\$1,356.02		Debit
7/31/2017	342,813	PMTRX00011140	Purchases		50711234			Credit
8/2/2017	343,259	PMTRX00011151	Purchases		733-485170			
8/8/2017	343,257	PMTRX00011151	Purchases		767-015048			
8/31/2017	344,262	PMTRX00011174	Purchases		51084077			
8/31/2017	344,282	PMTRX00011175	Purchases		MILEAGE 01-08,2017			
9/5/2017	344,554	PMTRX00011184	Purchases		767-015507			
9/14/2017	345,121	PMTRX00011199	Purchases		733-093204			
9/19/2017	345,119	PMTRX00011199	Purchases		767-015741			
9/21/2017	345,222	PMTRX00011204	Purchases		733-493393			
9/30/2017	345,609	PMTRX00011209	Purchases		51455314			
10/1/2017	346,332	PMTRX00011232	Purchases		9674			
10/31/2017	346,941	PMTRX00011248	Purchases		PETTY CASH 10/17			
10/31/2017	347,170	PMTRX00011253	Purchases		51830848			
11/21/2017	347,911	PMTRX00011273	Purchases		MILEAGE 11/17			
11/30/2017	348,550	PMTRX00011287	Purchases		52205957			
12/13/2017	348,936	PMTRX00011301	Purchases		MILEAGE 09-12,2017			
System:	HISTORICAL DETAILED T	10/5/2018	10:45:50 AM	Page:	336	User Date:	10/5/2018	skampsen
N Ky Water District								
12/13/2017	348,940	PMTRX00011301	Purchases	MILEAGE 03-12, 2017	Ford, Kenny	\$437.10		
12/31/2017	349,849	PMTRX00011322	Purchases	52580515	Wex Bank	\$85.91		
			Totals:	Account:	650-8000-078	Net Change	Ending Balance	
Account:	656-3000-001		Description:	Auto Insurance - FTTP	Beginning Balance:	\$2,555.45	\$3,911.47	\$2,555.45
Trx Date	Jrnl No.	Orig. Audit Trail	Distribution Reference		Orig. Master Number	\$4,853.51		Debit
7/31/2017	343,006	GLTRX00044522						Credit
8/31/2017	344,482	GLTRX00044717						
9/30/2017	345,808	GLTRX00044906						
10/31/2017	347,414	GLTRX00045092						
11/30/2017	348,695	GLTRX00045254						
12/31/2017	349,826	GLTRX00045404						
			Totals:	Account:	656-3000-001	Net Change	Ending Balance	
Account:	656-3000-003		Description:	Auto Insurance- Laboratory	Beginning Balance:	\$4,611.24	\$9,464.75	\$4,611.24
Trx Date	Jrnl No.	Orig. Audit Trail	Distribution Reference		Orig. Master Number	\$856.50		Debit
7/31/2017	343,006	GLTRX00044522						Credit
8/31/2017	344,482	GLTRX00044717						
9/30/2017	345,808	GLTRX00044906						
10/31/2017	347,414	GLTRX00045092						
11/30/2017	348,695	GLTRX00045254						
12/31/2017	349,826	GLTRX00045404						
			Totals:	Account:	656-3000-003	Net Change	Ending Balance	
Account:	656-5000-025		Description:	Auto Insurance-Pumping	Beginning Balance:	\$813.75	\$1,670.25	\$813.75
Trx Date	Jrnl No.	Orig. Audit Trail	Distribution Reference		Orig. Master Number	\$2,284.01		Debit
7/31/2017	343,006	GLTRX00044522						Credit
8/31/2017	344,482	GLTRX00044717						
9/30/2017	345,808	GLTRX00044906						
10/31/2017	347,414	GLTRX00045092						
11/30/2017	348,695	GLTRX00045254						
12/31/2017	349,826	GLTRX00045404						
			Totals:	Account:	656-5000-025	Net Change	Ending Balance	
Account:	656-5000-030		Description:	Auto Insurance - Engineering	Beginning Balance:	\$2,169.99	\$4,454.00	\$2,169.99
Trx Date	Jrnl No.	Orig. Audit Trail	Distribution Reference		Orig. Master Number	\$2,854.99		Debit
7/31/2017	343,006	GLTRX00044522						Credit
8/31/2017	344,482	GLTRX00044717						
9/30/2017	345,808	GLTRX00044906						

10/31/2017	347,414	GLTRX00045092							\$428.33	
11/30/2017	348,695	GLTRX00045254							\$428.33	
12/31/2017	349,826	GLTRX00045404							\$428.33	
Account: 656-5000-031			Totals:	Account:	656-5000-030	Net Change	Ending Balance			
Trx Date	Jrnl No.	Orig. Audit Trail	Description:	Auto Insurance-Distribution	Beginning Balance:	\$2,712.48	\$5,567.47	\$2,712.48	\$0.00	
			Distribution Reference		Orig. Master Number	\$12,276.49				
7/31/2017	343,006	GLTRX00044522							Debit	Credit
8/31/2017	344,482	GLTRX00044717							\$2,046.08	
9/30/2017	345,808	GLTRX00044906							\$2,046.08	
10/31/2017	347,414	GLTRX00045092							\$1,841.80	
11/30/2017	348,695	GLTRX00045254							\$1,841.80	
12/31/2017	349,826	GLTRX00045404							\$1,841.80	
Account: 656-7000-050			Totals:	Account:	656-5000-031	Net Change	Ending Balance			
Trx Date	Jrnl No.	Orig. Audit Trail	Description:	Auto Insurance-Meter Reading	Beginning Balance:	\$11,663.64	\$23,940.13	\$11,663.64	\$0.00	
			Distribution Reference		Orig. Master Number	\$285.49				
7/31/2017	343,006	GLTRX00044522							Debit	Credit
8/31/2017	344,482	GLTRX00044717							\$47.58	
9/30/2017	345,808	GLTRX00044906							\$47.58	
10/31/2017	347,414	GLTRX00045092							\$47.58	
11/30/2017	348,695	GLTRX00045254							\$42.83	
12/31/2017	349,826	GLTRX00045404							\$42.83	
System: HISTORICAL DETAILED T 10/5/2018			10:45:50 AM	Page:	337	User Date:	10/5/2018	User ID:	skampsen	
N Ky Water District										
11/30/2017	348,695	GLTRX00045254							\$42.83	
12/31/2017	349,826	GLTRX00045404							\$42.83	
Account: 656-7000-051			Totals:	Account:	656-7000-050	Net Change	Ending Balance			
Trx Date	Jrnl No.	Orig. Audit Trail	Description:	Auto Insurance-Field Service	Beginning Balance:	\$271.23	\$556.72	\$271.23	\$0.00	
			Distribution Reference		Orig. Master Number	\$2,284.01				
7/31/2017	343,006	GLTRX00044522							Debit	Credit
8/31/2017	344,482	GLTRX00044717							\$380.67	
9/30/2017	345,808	GLTRX00044906							\$380.67	
10/31/2017	347,414	GLTRX00045092							\$380.67	
11/30/2017	348,695	GLTRX00045254							\$342.66	
12/31/2017	349,826	GLTRX00045404							\$342.66	
Account: 656-7000-056			Totals:	Account:	656-7000-051	Net Change	Ending Balance			
Trx Date	Jrnl No.	Orig. Audit Trail	Description:	Insurance - Auto Meter Shop	Beginning Balance:	\$2,169.99	\$4,454.00	\$2,169.99	\$0.00	
			Distribution Reference		Orig. Master Number	\$1,998.49				
7/31/2017	343,006	GLTRX00044522							Debit	Credit
8/31/2017	344,482	GLTRX00044717							\$333.08	
9/30/2017	345,808	GLTRX00044906							\$333.08	
10/31/2017	347,414	GLTRX00045092							\$333.08	
11/30/2017	348,695	GLTRX00045254							\$299.83	
12/31/2017	349,826	GLTRX00045404							\$299.83	
Account: 656-8000-078			Totals:	Account:	656-7000-056	Net Change	Ending Balance			
Trx Date	Jrnl No.	Orig. Audit Trail	Description:	Auto Insurance-HR/Info/Safety	Beginning Balance:	\$1,898.73	\$3,897.22	\$1,898.73	\$0.00	
			Distribution Reference		Orig. Master Number	\$285.49				
7/31/2017	343,006	GLTRX00044522							Debit	Credit
8/31/2017	344,482	GLTRX00044717							\$47.58	
9/30/2017	345,808	GLTRX00044906							\$47.58	
10/31/2017	347,414	GLTRX00045092							\$47.58	
11/30/2017	348,695	GLTRX00045254							\$42.83	
12/31/2017	349,826	GLTRX00045404							\$42.83	
Account: 656-8000-079			Totals:	Account:	656-8000-078	Net Change	Ending Balance			
Trx Date	Jrnl No.	Orig. Audit Trail	Description:	Auto Insurance- Admin	Beginning Balance:	\$271.23	\$556.72	\$271.23	\$0.00	
			Distribution Reference		Orig. Master Number	\$571.01				
7/31/2017	343,006	GLTRX00044522							Debit	Credit
8/31/2017	344,482	GLTRX00044717							\$95.17	
9/30/2017	345,808	GLTRX00044906							\$95.17	
10/31/2017	347,414	GLTRX00045092							\$95.17	
11/30/2017	348,695	GLTRX00045254							\$85.67	
12/31/2017	349,826	GLTRX00045404							\$85.67	



12/31/2017	349,826	GLTRX00045404								\$85.67	
			Totals:	Account:	656-8000-079	Net Change	Ending Balance				
Account:	657-3000-001		Description:	General Liability Insurance FTTP	Beginning Balance:	\$542.52	\$1,113.53	\$542.52	\$0.00		
Trx Date	Jrnl No.	Orig. Audit Trail	Distribution Reference		Orig. Master Number	Orig. Master Name				Debit	Credit
7/31/2017	343,005	GLTRX00044522								\$8,693.20	
8/31/2017	344,481	GLTRX00044711								\$8,693.20	
9/30/2017	345,807	GLTRX00044906								\$8,693.20	
10/31/2017	347,413	GLTRX00045092								\$8,693.20	
11/30/2017	348,694	GLTRX00045254								\$8,693.20	
12/31/2017	349,825	GLTRX00045404								\$8,693.20	
			Totals:	Account:	657-3000-001	Net Change	Ending Balance				
Account:	657-3000-002		Description:	Insurance General Liability - TMTP	Beginning Balance:	\$52,159.20	\$104,318.40	\$52,159.20	\$0.00		
Trx Date	Jrnl No.	Orig. Audit Trail	Distribution Reference		Orig. Master Number	Orig. Master Name				Debit	Credit
7/31/2017	343,005	GLTRX00044522								\$1,090.26	
8/31/2017	344,481	GLTRX00044711								\$1,090.26	
9/30/2017	345,807	GLTRX00044906								\$1,090.26	
10/31/2017	347,413	GLTRX00045092								\$1,090.26	
System:	HISTORICAL DETAILED T	10/5/2018	10:45:50 AM	Page:	338	User Date:	10/5/2018	User ID:	skampsen		
N Ky Water District										\$1,090.26	
11/30/2017	348,694	GLTRX00045254								\$1,090.26	
12/31/2017	349,825	GLTRX00045404								\$1,090.26	
			Totals:	Account:	657-3000-002	Net Change	Ending Balance				
Account:	657-3000-029		Description:	General Liability Insurance-MPTP	Beginning Balance:	\$6,541.56	\$13,083.12	\$6,541.56	\$0.00		
Trx Date	Jrnl No.	Orig. Audit Trail	Distribution Reference		Orig. Master Number	Orig. Master Name				Debit	Credit
7/31/2017	343,005	GLTRX00044522								\$1,902.16	
8/31/2017	344,481	GLTRX00044711								\$1,902.16	
9/30/2017	345,807	GLTRX00044906								\$1,902.16	
10/31/2017	347,413	GLTRX00045092								\$1,902.16	
11/30/2017	348,694	GLTRX00045254								\$1,902.16	
12/31/2017	349,825	GLTRX00045404								\$1,902.16	
			Totals:	Account:	657-3000-029	Net Change	Ending Balance				
Account:	657-5000-025		Description:	General Liability Insurance-Pumping	Beginning Balance:	\$11,412.96	\$22,825.92	\$11,412.96	\$0.00		
Trx Date	Jrnl No.	Orig. Audit Trail	Distribution Reference		Orig. Master Number	Orig. Master Name				Debit	Credit
7/31/2017	343,005	GLTRX00044522								\$2,937.39	
8/31/2017	344,481	GLTRX00044711								\$2,937.39	
9/30/2017	345,807	GLTRX00044906								\$2,937.39	
10/31/2017	347,413	GLTRX00045092								\$2,937.39	
11/30/2017	348,694	GLTRX00045254								\$2,937.39	
12/31/2017	349,825	GLTRX00045404								\$2,937.39	
			Totals:	Account:	657-5000-025	Net Change	Ending Balance				
Account:	657-5000-030		Description:	General Liability Insurance- Enginee	Beginning Balance:	\$17,624.34	\$35,248.67	\$17,624.34	\$0.00		
Trx Date	Jrnl No.	Orig. Audit Trail	Distribution Reference		Orig. Master Number	Orig. Master Name				Debit	Credit
7/31/2017	343,005	GLTRX00044522								\$2,087.23	
8/31/2017	344,481	GLTRX00044711								\$2,087.23	
9/30/2017	345,807	GLTRX00044906								\$2,087.23	
10/31/2017	347,413	GLTRX00045092								\$2,087.23	
11/30/2017	348,694	GLTRX00045254								\$2,087.23	
12/31/2017	349,825	GLTRX00045404								\$2,087.23	
			Totals:	Account:	657-5000-030	Net Change	Ending Balance				
Account:	657-5000-031		Description:	General Liability Insurance-Distributi	Beginning Balance:	\$12,523.38	\$25,046.77	\$12,523.38	\$0.00		
Trx Date	Jrnl No.	Orig. Audit Trail	Distribution Reference		Orig. Master Number	Orig. Master Name				Debit	Credit
7/6/2017	342,165	CMTRX00008105	Bank Transaction Entry		RCT000037121					\$6,625.30	\$90.00
7/31/2017	343,005	GLTRX00044522								\$6,625.30	
8/31/2017	344,481	GLTRX00044711								\$6,625.30	
9/30/2017	345,807	GLTRX00044906								\$6,625.30	
10/31/2017	347,413	GLTRX00045092								\$6,625.30	
11/30/2017	348,694	GLTRX00045254								\$6,625.30	
12/26/2017	350,034	PMTRX00011326	Purchases		195386	Crawford Insurance				\$102.00	

12/31/2017	349,825	GLTRX00045404								\$6,625.30	
Account:	657-7000-054		Totals:	Account:	657-5000-031		Net Change	Ending Balance		\$39,853.80	\$90.00
Trx Date	Jrnl No.	Orig. Audit Trail	Description:	General Liability Insurance-Cust Serv	Beginning Balance:		\$39,763.80	\$80,578.60			
7/31/2017	343,005	GLTRX00044522	Distribution Reference		Orig. Master Number		\$25,299.47		Debit		Credit
8/31/2017	344,481	GLTRX00044711							\$4,216.58		
9/30/2017	345,807	GLTRX00044906							\$4,216.58		
10/31/2017	347,413	GLTRX00045092							\$4,216.58		
11/30/2017	348,694	GLTRX00045254							\$4,216.58		
12/31/2017	349,825	GLTRX00045404							\$4,216.58		
Account:	657-8000-079		Totals:	Account:	657-7000-054		Net Change	Ending Balance		\$25,299.48	\$0.00
Trx Date	Jrnl No.	Orig. Audit Trail	Description:	General Liability Insurance-Admin	Beginning Balance:		\$25,299.48	\$50,598.95			
7/31/2017	343,005	GLTRX00044522	Distribution Reference		Orig. Master Number		\$29,274.30		Debit		Credit
8/31/2017	344,481	GLTRX00044711							\$4,879.05		
System:	HISTORICAL DETAILED T 10/5/2018		10:45:50 AM	Page:	339	User Date:	10/5/2018		\$4,879.05		skampsen
9/30/2017	345,807	GLTRX00044906							\$4,879.05		
10/31/2017	347,413	GLTRX00045092							\$4,879.05		
11/30/2017	348,694	GLTRX00045254							\$4,879.05		
12/31/2017	349,825	GLTRX00045404							\$4,879.05		
Account:	658-3000-001		Totals:	Account:	657-8000-079		Net Change	Ending Balance		\$29,274.30	\$0.00
Trx Date	Jrnl No.	Orig. Audit Trail	Description:	Workers Comp Insurance-FTTP	Beginning Balance:		\$29,274.30	\$58,548.60			
8/4/2017	343,051	PMTRX00011146	Distribution Reference		Orig. Master Number		\$2,337.52		Debit		Credit
9/1/2017	344,369	PMTRX00011177	Purchases		2252931				\$360.74		
10/2/2017	345,888	PMTRX00011216	Purchases		2262612				\$360.74		
11/1/2017	347,484	PMTRX00011263	Purchases		2271697				\$360.74		
12/1/2017	348,818	PMTRX00011296	Purchases		2280967				\$251.64		
					2289911				\$360.30		
Account:	658-3000-002		Totals:	Account:	658-3000-001		Net Change	Ending Balance		\$1,694.16	\$0.00
Trx Date	Jrnl No.	Orig. Audit Trail	Description:	Workers Comp Insurance TMTP	Beginning Balance:		\$1,694.16	\$4,031.68		\$1,694.16	
8/4/2017	343,051	PMTRX00011146	Distribution Reference		Orig. Master Number		\$626.60		Debit		Credit
9/1/2017	344,369	PMTRX00011177	Purchases		2252931				\$98.38		
10/2/2017	345,888	PMTRX00011216	Purchases		2262612				\$98.38		
11/1/2017	347,484	PMTRX00011263	Purchases		2271697				\$98.38		
12/1/2017	348,818	PMTRX00011296	Purchases		2280967				\$68.63		
					2289911				\$98.26		
Account:	658-3000-003		Totals:	Account:	658-3000-002		Net Change	Ending Balance		\$462.03	\$0.00
Trx Date	Jrnl No.	Orig. Audit Trail	Description:	Workers Comp Insurance-Laborator	Beginning Balance:		\$462.03	\$1,088.63		\$462.03	
8/4/2017	343,051	PMTRX00011146	Distribution Reference		Orig. Master Number		\$1,822.26		Debit		Credit
9/1/2017	344,369	PMTRX00011177	Purchases		2252931				\$295.15		
10/2/2017	345,888	PMTRX00011216	Purchases		2262612				\$295.15		
11/1/2017	347,484	PMTRX00011263	Purchases		2271697				\$295.15		
12/1/2017	348,818	PMTRX00011296	Purchases		2280967				\$205.88		
					2289911				\$294.79		
Account:	658-3000-020		Totals:	Account:	658-3000-003		Net Change	Ending Balance		\$1,386.12	\$0.00
Trx Date	Jrnl No.	Orig. Audit Trail	Description:	Workers Comp Insurance-Instrumen	Beginning Balance:		\$1,386.12	\$3,208.38		\$1,386.12	
8/4/2017	343,051	PMTRX00011146	Distribution Reference		Orig. Master Number		\$892.97		Debit		Credit
9/1/2017	344,369	PMTRX00011177	Purchases		2252931				\$131.18		
10/2/2017	345,888	PMTRX00011216	Purchases		2262612				\$131.18		
11/1/2017	347,484	PMTRX00011263	Purchases		2271697				\$131.18		
12/1/2017	348,818	PMTRX00011296	Purchases		2280967				\$91.50		
					2289911				\$131.02		
Account:	658-3000-029		Totals:	Account:	658-3000-020		Net Change	Ending Balance		\$616.06	\$0.00
Trx Date	Jrnl No.	Orig. Audit Trail	Description:	Workers Comp Insurance- MPTP	Beginning Balance:		\$1,101.85	\$1,509.03		\$616.06	
8/4/2017	343,051	PMTRX00011146	Purchases		Orig. Master Number				Debit		Credit
					2252931				\$163.97		

9/1/2017	344,369	PMTRX00011177	Purchases	2262612	KEMI	\$163.97		
10/2/2017	345,888	PMTRX00011216	Purchases	2271697	KEMI	\$163.97		
11/1/2017	347,484	PMTRX00011263	Purchases	2280967	KEMI	\$114.38		
12/1/2017	348,818	PMTRX00011296	Purchases	2289911	KEMI	\$163.77		
			Totals:	Account: 658-3000-029	Net Change	Ending Balance		
Account:	658-5000-025		Description: Workers comp Insurance-Pumping	Beginning Balance:	\$770.06	\$1,871.91	\$770.06	\$0.00
Trx Date	Jrnl No.	Orig. Audit Trail	Distribution Reference	Orig. Master Number	Orig. Master Name		Debit	Credit
8/4/2017	343,051	PMTRX00011146	Purchases	2252931	KEMI		\$491.91	
9/1/2017	344,369	PMTRX00011177	Purchases	2262612	KEMI		\$491.91	
10/2/2017	345,888	PMTRX00011216	Purchases	2271697	KEMI		\$491.91	
11/1/2017	347,484	PMTRX00011263	Purchases	2280967	KEMI		\$343.14	
12/1/2017	348,818	PMTRX00011296	Purchases	2289911	KEMI		\$491.32	
System:	HISTORICAL DETAILED T 10/5/2018		10:45:50 AM	Page: 340	User Date:	10/5/2018	User ID:	skampsen

			Totals:	Account: 658-5000-025	Net Change	Ending Balance		
Account:	658-5001-030		Description: Workers Comp Insurance-Engineerir	Beginning Balance:	\$2,310.19	\$5,558.21	\$2,310.19	\$0.00
Trx Date	Jrnl No.	Orig. Audit Trail	Distribution Reference	Orig. Master Number	Orig. Master Name		Debit	Credit
8/4/2017	343,051	PMTRX00011146	Purchases	2252931	KEMI		\$590.29	
9/1/2017	344,369	PMTRX00011177	Purchases	2262612	KEMI		\$590.29	
10/2/2017	345,888	PMTRX00011216	Purchases	2271697	KEMI		\$590.29	
11/1/2017	347,484	PMTRX00011263	Purchases	2280967	KEMI		\$411.77	
12/1/2017	348,818	PMTRX00011296	Purchases	2289911	KEMI		\$589.59	
			Totals:	Account: 658-5001-030	Net Change	Ending Balance		
Account:	658-5001-031		Description: Workers Comp Insurance-Distributic	Beginning Balance:	\$2,772.23	\$6,531.80	\$2,772.23	\$0.00
Trx Date	Jrnl No.	Orig. Audit Trail	Distribution Reference	Orig. Master Number	Orig. Master Name		Debit	Credit
8/4/2017	343,051	PMTRX00011146	Purchases	2252931	KEMI		\$1,246.18	
9/1/2017	344,369	PMTRX00011177	Purchases	2262612	KEMI		\$1,246.18	
10/2/2017	345,888	PMTRX00011216	Purchases	2271697	KEMI		\$1,246.18	
11/1/2017	347,484	PMTRX00011263	Purchases	2280967	KEMI		\$869.28	
12/1/2017	348,818	PMTRX00011296	Purchases	2289911	KEMI		\$1,244.68	
			Totals:	Account: 658-5001-031	Net Change	Ending Balance		
Account:	658-7000-050		Description: Workers Comp Insurance-Meter Res	Beginning Balance:	\$5,852.50	\$13,541.77	\$5,852.50	\$0.00
Trx Date	Jrnl No.	Orig. Audit Trail	Distribution Reference	Orig. Master Number	Orig. Master Name		Debit	Credit
8/4/2017	343,051	PMTRX00011146	Purchases	2252931	KEMI		\$32.79	
9/1/2017	344,369	PMTRX00011177	Purchases	2262612	KEMI		\$32.79	
10/2/2017	345,888	PMTRX00011216	Purchases	2271697	KEMI		\$32.79	
11/1/2017	347,484	PMTRX00011263	Purchases	2280967	KEMI		\$22.88	
12/1/2017	348,818	PMTRX00011296	Purchases	2289911	KEMI		\$32.75	
			Totals:	Account: 658-7000-050	Net Change	Ending Balance		
Account:	658-7000-051		Description: Workers Comp Insurance-Field Servi	Beginning Balance:	\$154.00	\$362.88	\$154.00	\$0.00
Trx Date	Jrnl No.	Orig. Audit Trail	Distribution Reference	Orig. Master Number	Orig. Master Name		Debit	Credit
8/4/2017	343,051	PMTRX00011146	Purchases	2252931	KEMI		\$327.94	
9/1/2017	344,369	PMTRX00011177	Purchases	2262612	KEMI		\$327.94	
10/2/2017	345,888	PMTRX00011216	Purchases	2271697	KEMI		\$327.94	
11/1/2017	347,484	PMTRX00011263	Purchases	2280967	KEMI		\$228.76	
12/1/2017	348,818	PMTRX00011296	Purchases	2289911	KEMI		\$327.55	
			Totals:	Account: 658-7000-051	Net Change	Ending Balance		
Account:	658-7000-052		Description: Workers Comp Insurance-Acct Serv	Beginning Balance:	\$1,540.13	\$3,553.73	\$1,540.13	\$0.00
Trx Date	Jrnl No.	Orig. Audit Trail	Distribution Reference	Orig. Master Number	Orig. Master Name		Debit	Credit
8/4/2017	343,051	PMTRX00011146	Purchases	2252931	KEMI		\$459.12	
9/1/2017	344,369	PMTRX00011177	Purchases	2262612	KEMI		\$459.12	
10/2/2017	345,888	PMTRX00011216	Purchases	2271697	KEMI		\$459.12	
11/1/2017	347,484	PMTRX00011263	Purchases	2280967	KEMI		\$320.26	
12/1/2017	348,818	PMTRX00011296	Purchases	2289911	KEMI		\$458.57	
			Totals:	Account: 658-7000-052	Net Change	Ending Balance		
Account:	658-7000-056		Description: Workers Comp Insurance-Meter Shc	Beginning Balance:	\$2,156.19	\$5,022.78	\$2,156.19	\$0.00
Trx Date	Jrnl No.	Orig. Audit Trail	Distribution Reference	Orig. Master Number	Orig. Master Name		Debit	Credit

8/4/2017	343,051	PMTRX00011146	Purchases	2252931	KEMI	\$196.76			
9/1/2017	344,369	PMTRX00011177	Purchases	2262612	KEMI	\$196.76			
10/2/2017	345,888	PMTRX00011216	Purchases	2271697	KEMI	\$196.76			
11/1/2017	347,484	PMTRX00011263	Purchases	2280967	KEMI	\$137.26			
12/1/2017	348,818	PMTRX00011296	Purchases	2289911	KEMI	\$196.53			
			Totals:	Account:	658-7000-056	Net Change	Ending Balance		
Account:	658-8000-072		Description:	Workers Comp Insurance- Executive	Beginning Balance:	\$924.07	\$2,177.28	\$0.00	
Trx Date	Jrnl No.	Orig. Audit Trail	Distribution Reference	Page:	Orig. Master Number	Orig. Master Name	User Date:	Debit	Credit
System:		HISTORICAL DETAILED T	10:45:50 AM		341		10/5/2018	User ID:	skampsen
N Ky Water District									
8/4/2017	343,051	PMTRX00011146	Purchases	2252931	KEMI	\$65.59			
9/1/2017	344,369	PMTRX00011177	Purchases	2262612	KEMI	\$65.59			
10/2/2017	345,888	PMTRX00011216	Purchases	2271697	KEMI	\$65.59			
11/1/2017	347,484	PMTRX00011263	Purchases	2280967	KEMI	\$45.75			
12/1/2017	348,818	PMTRX00011296	Purchases	2289911	KEMI	\$65.51			
			Totals:	Account:	658-8000-072	Net Change	Ending Balance		
Account:	658-8000-074		Description:	Workers Comp Insurance-Acting	Beginning Balance:	\$725.75	\$308.03	\$0.00	
Trx Date	Jrnl No.	Orig. Audit Trail	Distribution Reference	Page:	Orig. Master Number	Orig. Master Name	User Date:	Debit	Credit
8/4/2017	343,051	PMTRX00011146	Purchases		2252931	KEMI		\$98.38	
9/1/2017	344,369	PMTRX00011177	Purchases		2262612	KEMI		\$98.38	
10/2/2017	345,888	PMTRX00011216	Purchases		2271697	KEMI		\$98.38	
11/1/2017	347,484	PMTRX00011263	Purchases		2280967	KEMI		\$68.63	
12/1/2017	348,818	PMTRX00011296	Purchases		2289911	KEMI		\$98.26	
			Totals:	Account:	658-8000-074	Net Change	Ending Balance		
Account:	658-8000-078		Description:	Workers Comp Insurance- HR/Info/S	Beginning Balance:	\$1,261.21	\$462.03	\$0.00	
Trx Date	Jrnl No.	Orig. Audit Trail	Distribution Reference	Page:	Orig. Master Number	Orig. Master Name	User Date:	Debit	Credit
8/4/2017	343,051	PMTRX00011146	Purchases		2252931	KEMI		\$262.36	
9/1/2017	344,369	PMTRX00011177	Purchases		2262612	KEMI		\$262.36	
10/2/2017	345,888	PMTRX00011216	Purchases		2271697	KEMI		\$262.36	
11/1/2017	347,484	PMTRX00011263	Purchases		2280967	KEMI		\$183.00	
12/1/2017	348,818	PMTRX00011296	Purchases		2289911	KEMI		\$262.06	
			Totals:	Account:	658-8000-078	Net Change	Ending Balance		
Account:	658-8000-079		Description:	Workers Comp Insurance-Admin	Beginning Balance:	\$1,232.14	\$2,845.49	\$1,232.14	\$0.00
Trx Date	Jrnl No.	Orig. Audit Trail	Distribution Reference	Page:	Orig. Master Number	Orig. Master Name	User Date:	Debit	Credit
12/5/2017	348,335	PMTRX00011282	Purchases		00-932071A-4 3RD QTR	Kentucky League of Cities		\$1,800.64	
12/29/2017	349,756	PMTRX00011320	Purchases		00-932071A-4 DEC17	Kentucky League of Cities		\$1,856.23	
			Totals:	Account:	658-8000-079	Net Change	Ending Balance		
Account:	659-3000-001		Description:	Pollution Insurance-FTTP	Beginning Balance:	\$3,656.87	\$3,656.87	\$3,656.87	\$0.00
Trx Date	Jrnl No.	Orig. Audit Trail	Distribution Reference	Page:	Orig. Master Number	Orig. Master Name	User Date:	Debit	Credit
7/31/2017	343,004	GLTRX00044522						\$3,778.04	
8/31/2017	344,480	GLTRX00044711						\$3,778.04	
9/30/2017	345,806	GLTRX00044906						\$3,778.04	
10/31/2017	347,412	GLTRX00045092						\$3,778.04	
11/30/2017	348,693	GLTRX00045254						\$3,778.04	
12/31/2017	349,824	GLTRX00045404						\$3,778.04	
			Totals:	Account:	659-3000-001	Net Change	Ending Balance		
Account:	659-8000-076		Description:	Insurance Expense - Public Officials	Beginning Balance:	\$22,668.24	\$45,336.48	\$22,668.24	\$0.00
Trx Date	Jrnl No.	Orig. Audit Trail	Distribution Reference	Page:	Orig. Master Number	Orig. Master Name	User Date:	Debit	Credit
			Totals:	Account:	659-8000-076	Net Change	Ending Balance		
Account:	659-8000-079		Description:	Insurance- Officials	Beginning Balance:	\$0.00	\$765.00	\$0.00	\$0.00
Trx Date	Jrnl No.	Orig. Audit Trail	Distribution Reference	Page:	Orig. Master Number	Orig. Master Name	User Date:	Debit	Credit
7/31/2017	343,007	GLTRX00044522						\$362.67	
8/31/2017	344,487	GLTRX00044717						\$362.67	
9/30/2017	345,353	GLTRX00044828						\$254.50	
9/30/2017	345,804	GLTRX00044905							\$254.50
9/30/2017	345,809	GLTRX00044906						\$362.67	

10/31/2017	347,415	GLTRX00045092							\$362.67	
11/30/2017	348,696	GLTRX00045254							\$362.67	
12/31/2017	349,827	GLTRX00045404							\$362.67	
System: HISTORICAL DETAILED T 10/5/2018			Totals:	Account:	659-8000-079	Net Change	Ending Balance			
N Ky Water District			10:45:50 AM	Page:	342	\$2,176.02	\$4,352.04	\$2,430.52	\$254.50	
Account:	660-8000-079		Description:	Advertising Expense	Beginning Balance:	\$10,944.24				
Trx Date	Jrnl No.	Orig. Audit Trail	Distribution Reference		Orig. Master Number	Orig. Master Name		Debit	Credit	
8/1/2017	343,081	PMTRX00011147	Purchases		0000667210 55961	Enquirer Media		\$561.38		
8/1/2017	343,649	PMTRX00011161	Purchases		0000639802 55961	Enquirer Media		\$879.38		
8/1/2017	343,911	PMTRX00011165	Purchases		0000639802 55961	Enquirer Media		\$869.38		
9/7/2017	344,274	PMVVR00001342	Purchases		0000639802 55961	Enquirer Media			\$879.38	
12/30/2017	350,332	PMTRX00011334	Purchases		0001097580/55961	Enquirer Media		\$74.29		
12/30/2017	350,610	PMTRX00011345	Purchases		0001097665/57333	Enquirer Media		\$573.16		
Account: 667-8000-080			Totals:	Account:	660-8000-079	Net Change	Ending Balance			
Trx Date	Jrnl No.	Orig. Audit Trail	Description:	PSC Expense Rate Case	Beginning Balance:	\$2,078.21	\$13,022.45	\$2,957.59	\$879.38	
7/31/2017	342,518	GLTRX00044443	Distribution Reference		Orig. Master Number	Orig. Master Name		Debit	Credit	
8/31/2017	344,156	GLTRX00044659						\$1,924.13		
9/30/2017	345,372	GLTRX00044833						\$1,924.13		
10/31/2017	346,762	GLTRX00045012						\$1,924.13		
11/30/2017	348,195	GLTRX00045179						\$1,924.13		
12/31/2017	349,540	GLTRX00045348						\$1,924.13		
Account: 667-8000-081			Totals:	Account:	667-8000-080	Net Change	Ending Balance			
Trx Date	Jrnl No.	Orig. Audit Trail	Description:	PSC Annual Assessment Fee	Beginning Balance:	\$11,544.78	\$23,089.56	\$11,544.78	\$0.00	
7/31/2017	342,517	GLTRX00044442	Distribution Reference		Orig. Master Number	Orig. Master Name		Debit	Credit	
8/31/2017	344,155	GLTRX00044658						\$8,751.44		
9/30/2017	345,371	GLTRX00044832						\$8,751.44		
10/31/2017	346,763	GLTRX00045013						\$8,751.44		
11/30/2017	348,196	GLTRX00045180						\$8,751.44		
12/31/2017	349,539	GLTRX00045347						\$8,751.44		
Account: 670-7000-054			Totals:	Account:	667-8000-081	Net Change	Ending Balance			
Trx Date	Jrnl No.	Orig. Audit Trail	Description:	Bad Debt Expense	Beginning Balance:	\$52,508.64	\$101,572.61	\$52,508.64	\$0.00	
7/5/2017	342,842	CMTRX00008124	Distribution Reference		Orig. Master Number	Orig. Master Name		Debit	Credit	
7/31/2017	342,653	CMTRX00008123	Bank Transaction Entry		IAJ000037267			\$1,955.81		
7/31/2017	342,661	GLTRX00044465	Bank Transaction Entry		RCT000037251			\$34,729.75		\$91.31
8/3/2017	344,299	CMTRX00008153	Bank Transaction Entry		IAJ000037494				\$508.90	
8/7/2017	343,193	CMTRX00008130	Bank Transaction Entry		RCT000037325				\$3,488.86	
8/8/2017	343,531	CMTRX00008132	Bank Transaction Entry		RCT000037335				\$1,795.61	
8/8/2017	344,300	CMTRX00008153	Bank Transaction Entry		DAJ000037495			\$5,284.47		
8/21/2017	343,949	CMTRX00008143	Bank Transaction Entry		RCT000037409				\$89.34	
8/31/2017	344,112	GLTRX00044640						\$22,135.93		
9/13/2017	345,094	CMTRX00008165	Bank Transaction Entry		RCT000037583				\$2,114.53	
9/13/2017	345,096	CMTRX00008165	Bank Transaction Entry		RCT000037585				\$144.97	
9/29/2017	345,543	GLTRX00044870						\$27,708.92		
10/2/2017	345,778	CMTRX00008180	Bank Transaction Entry		RCT000037724				\$211.21	
10/20/2017	346,519	CMTRX00008198	Bank Transaction Entry		RCT000037831				\$2,875.47	
10/20/2017	347,180	CMTRX00008208	Bank Transaction Entry		DAJ000037914			\$1,440.95		
10/31/2017	346,824	GLTRX00045025						\$35,133.00		
11/3/2017	348,441	CMTRX00008237	Bank Transaction Entry		IAJ000038129				\$510.45	
11/30/2017	348,318	GLTRX00045185						\$34,764.48		
12/5/2017	349,872	CMTRX00008264	Bank Transaction Entry		DAJ000038326			\$2,086.97		
12/11/2017	349,126	CMTRX00008246	Bank Transaction Entry		RCT000038188				\$2,312.46	
12/29/2017	349,732	GLTRX00045388						\$42,279.00		
12/31/2017	352,515	GLTRX00045780						\$35,000.00		
Account: 675-3002-001			Totals:	Account:	670-7000-054	Net Change	Ending Balance			
Description:			Uniforms-FTTP	Beginning Balance:	\$224,464.55	\$876.80	\$341,681.99	\$240,563.47	\$16,098.92	

Trx Date	Jrnl No.	Orig. Audit Trail	Distribution Reference	Orig. Master Number	Orig. Master Name	Debit	Credit		
8/22/2017	343,697	PMTRX00011162	Purchases	PETTY CASH 08/17	Lori Simpson / Petty Cash	\$4.65			
9/6/2017	344,385	PMTRX00011177	Purchases	486261	Wildman Corporate Apparel	\$142.50			
9/20/2017	345,156	PMTRX00011200	Purchases	489862	Wildman Corporate Apparel	\$243.90			
9/21/2017	345,158	PMTRX00011200	Purchases	490107	Wildman Corporate Apparel	\$53.90			
9/21/2017	345,159	PMTRX00011200	Purchases	490078	Wildman Corporate Apparel	\$81.00			
System:	HISTORICAL DETAILED T	10/5/2018	10:45:50 AM	Page:	343	User Date:	10/5/2018	User ID:	skampsen
N Ky Water District									
9/21/2017	345,163	PMTRX00011200	Purchases	490111	Wildman Corporate Apparel	\$151.31			
9/21/2017	345,165	PMTRX00011200	Purchases	490113	Wildman Corporate Apparel	\$143.18			
9/22/2017	345,265	PMTRX00011205	Purchases	490380	Wildman Corporate Apparel	\$24.40			
9/26/2017	345,267	PMTRX00011205	Purchases	490980	Wildman Corporate Apparel	\$180.40			
10/1/2017	346,284	PMTRX00011231	Purchases	91817	Randy's Rugged Wear	\$698.93			
10/6/2017	345,975	PMTRX00011222	Purchases	493251	Wildman Corporate Apparel	\$128.60			
10/14/2017	346,268	PMTRX00011229	Purchases	UNIFORMS 10/17	McKenzie, Michelle	\$80.91			
10/27/2017	346,969	PMTRX00011248	Purchases	497850	Wildman Corporate Apparel	\$178.48			
10/30/2017	346,968	PMTRX00011248	Purchases	498242	Wildman Corporate Apparel	\$27.14			
10/30/2017	346,970	PMTRX00011248	Purchases	498271	Wildman Corporate Apparel		\$45.50		
11/10/2017	347,840	PMTRX00011271	Purchases	112117	Randy's Rugged Wear	\$202.42			
12/14/2017	350,330	PMTRX00011334	Purchases	508255	Wildman Corporate Apparel	\$406.24			
Account: 675-3002-003			Totals:	Account: 675-3002-001	Net Change	Ending Balance			
Trx Date	Jrnl No.	Orig. Audit Trail	Description:	Uniforms-Laboratory	Beginning Balance:	\$2,702.46	\$3,579.26	\$2,747.96	\$45.50
8/11/2017	343,418	PMTRX00011155	Purchases	481264	Wildman Corporate Apparel	\$100.88			
8/31/2017	344,264	PMTRX00011174	Purchases	485435	Wildman Corporate Apparel	\$103.88			
9/20/2017	345,155	PMTRX00011200	Purchases	489865	Wildman Corporate Apparel	\$89.88			
9/20/2017	345,169	PMTRX00011200	Purchases	489873	Wildman Corporate Apparel	\$99.46			
Account: 675-3002-020			Totals:	Account: 675-3002-003	Net Change	Ending Balance			
Trx Date	Jrnl No.	Orig. Audit Trail	Description:	Uniforms-Instrumentation	Beginning Balance:	\$394.10	\$869.03	\$394.10	\$0.00
8/22/2017	343,697	PMTRX00011162	Purchases	481264	Wildman Corporate Apparel	\$100.88			
8/31/2017	344,263	PMTRX00011174	Purchases	485435	Wildman Corporate Apparel	\$103.88			
10/1/2017	346,284	PMTRX00011231	Purchases	489865	Wildman Corporate Apparel	\$89.88			
11/10/2017	347,840	PMTRX00011271	Purchases	489873	Wildman Corporate Apparel	\$99.46			
11/24/2017	348,154	PMTRX00011277	Purchases	112117	Randy's Rugged Wear	\$177.89			
Account: 675-3002-029			Totals:	Account: 675-3002-020	Net Change	Ending Balance			
Trx Date	Jrnl No.	Orig. Audit Trail	Description:	Uniforms MPTP	Beginning Balance:	\$733.87	\$1,026.77	\$733.87	\$0.00
8/1/2017	343,731	PMTRX00011163	Purchases	1Z1AF6380374129799	The UPS Store	\$10.20			
8/1/2017	343,732	PMTRX00011163	Purchases	20264825	Aramark	\$19.70			
8/4/2017	343,335	PMTRX00011153	Purchases	20257252	Aramark	\$44.40			
9/20/2017	345,168	PMTRX00011200	Purchases	479690	Wildman Corporate Apparel	\$58.08			
9/21/2017	345,160	PMTRX00011200	Purchases	489875	Wildman Corporate Apparel	\$252.54			
10/1/2017	346,284	PMTRX00011231	Purchases	490108	Wildman Corporate Apparel	\$104.35			
10/26/2017	346,680	PMTRX00011241	Purchases	91817	Randy's Rugged Wear	\$18.00			
11/1/2017	347,301	PMTRX00011257	Purchases	0497736-CM	Wildman Corporate Apparel	\$9.95			
Account: 675-5001-030			Totals:	Account: 675-3002-029	Net Change	Ending Balance			
Trx Date	Jrnl No.	Orig. Audit Trail	Description:	Uniforms- Engineering	Beginning Balance:	\$497.07	\$1,136.47	\$507.02	\$9.95
8/1/2017	343,516	GLTRX00044558	Purchases	498822	Wildman Corporate Apparel	\$9.95			
8/1/2017	343,517	GLTRX00044559	Purchases	489868	Wildman Corporate Apparel	\$98.24			
8/1/2017	343,519	GLTRX00044561	Purchases	489869	Wildman Corporate Apparel	\$94.92			
8/1/2017	343,520	GLTRX00044562	Purchases	490574	Wildman Corporate Apparel	\$82.16			
8/1/2017	343,520	GLTRX00044562	Purchases	RCT000037592	Bank Transaction Entry	\$0.97			
9/14/2017	345,103	CMTRX00008166	Bank Transaction Entry	RCT000037675	Bank Transaction Entry	\$6.66			
9/20/2017	345,154	PMTRX00011200	Purchases	489868	Wildman Corporate Apparel	\$98.24			
9/20/2017	345,170	PMTRX00011200	Purchases	489869	Wildman Corporate Apparel	\$94.92			
9/25/2017	345,270	PMTRX00011205	Purchases	490574	Wildman Corporate Apparel	\$82.16			
9/29/2017	345,433	CMTRX00008177	Bank Transaction Entry	91817	Randy's Rugged Wear	\$888.55			
10/1/2017	346,284	PMTRX00011231	Purchases						

10/3/2017	345,668	PMTRX00011211	Purchases	492376	Wildman Corporate Apparel	\$69.94			
10/4/2017	346,054	PMTRX00011224	Purchases	0492611IN	Wildman Corporate Apparel	\$132.08			
10/9/2017	346,055	PMTRX00011224	Purchases	0493836-CM	Wildman Corporate Apparel		\$58.58		
10/16/2017	346,305	PMTRX00011231	Purchases	495590	Wildman Corporate Apparel	\$58.58			
11/9/2017	348,010	CMTRX00008221	Bank Transaction Entry	RCT000037988				\$16.68	
11/28/2017	348,248	PMTRX00011281	Purchases	504390	Wildman Corporate Apparel	\$23.96			
12/7/2017	349,507	PMTRX00011315	Purchases	506878	Wildman Corporate Apparel	\$85.40			
System:	HISTORICAL DETAILED T 10/5/2018		10:45:50 AM	Page:	344	User Date:	10/5/2018	User ID:	skampsen
N Ky Water District									

Account: 675-5002-027			Totals:	Account: 675-5001-030	Net Change	Ending Balance		
Trx Date			Description:	Uniforms - Pumping	(\$1,454.64)	\$3,514.35	\$1,673.83	\$3,128.47
Jrnl No.	Orig. Audit Trail	Distribution Reference	Beginning Balance:	Orig. Master Number	\$1,797.95		Debit	Credit
7/10/2017	341,695	PMTRX00011112	Purchases	474457	Wildman Corporate Apparel	\$55.50		
7/12/2017	341,729	PMTRX00011113	Purchases	475111	Wildman Corporate Apparel	\$18.50		
7/26/2017	342,756	PMTRX00011138	Purchases	72417	Randy's Rugged Wear	\$69.98		
8/1/2017	343,648	PMTRX00011161	Purchases	UNIFORMS 08/17	Elfers John Jr	\$139.96		
8/30/2017	343,983	PMTRX00011167	Purchases	UNIFORMS 08/17	Cundiff, Joel	\$102.56		
9/20/2017	344,966	PMTRX00011195	Purchases	489300	Wildman Corporate Apparel	\$98.96		
9/21/2017	345,162	PMTRX00011200	Purchases	490112	Wildman Corporate Apparel	\$150.94		
9/25/2017	345,112	PMTRX00011199	Purchases	UNIFORMS 09/17	Glass, Steve	\$99.06		
10/1/2017	346,284	PMTRX00011231	Purchases	91817	Randy's Rugged Wear	\$249.68		
10/24/2017	346,589	PMTRX00011237	Purchases	497212	Wildman Corporate Apparel	\$135.32		
11/10/2017	347,840	PMTRX00011271	Purchases	112117	Randy's Rugged Wear	\$869.94		
Account: 675-6001-031			Totals:	Account: 675-5002-027	Net Change	Ending Balance		
Trx Date			Description:	Uniforms - Distribution	\$1,990.40	\$3,788.35	\$1,990.40	\$0.00
Jrnl No.	Orig. Audit Trail	Distribution Reference	Beginning Balance:	Orig. Master Number	\$4,195.42		Debit	Credit
7/21/2017	342,132	PMTRX00011124	Purchases	UNIFORMS 07/17	Bowling, Derek	\$119.52		
7/26/2017	342,756	PMTRX00011138	Purchases	72417	Randy's Rugged Wear	\$910.84		
8/1/2017	343,519	GLTRX00044561				\$1,701.30		
8/1/2017	343,520	GLTRX00044562					\$140.00	
8/1/2017	343,520	GLTRX00044562				\$823.00		
8/4/2017	343,076	PMTRX00011147	Purchases	479693	Wildman Corporate Apparel	\$33.44		
8/9/2017	344,379	PMTRX00011177	Purchases	35268	Uniforms Manufacturing Inc.	\$82.06		
8/15/2017	343,417	PMTRX00011155	Purchases	481744	Wildman Corporate Apparel	\$155.46		
8/17/2017	344,378	PMTRX00011177	Purchases	35305	Uniforms Manufacturing Inc.	\$89.81		
8/17/2017	344,380	PMTRX00011177	Purchases	35306	Uniforms Manufacturing Inc.	\$74.31		
8/30/2017	344,381	PMTRX00011177	Purchases	35482	Uniforms Manufacturing Inc.		\$12.31	
8/30/2017	344,382	PMTRX00011177	Purchases	35481	Uniforms Manufacturing Inc.		\$12.31	
8/30/2017	344,383	PMTRX00011177	Purchases	35480	Uniforms Manufacturing Inc.		\$12.31	
9/6/2017	344,385	PMTRX00011177	Purchases	486261	Wildman Corporate Apparel	\$142.50		
9/21/2017	345,157	PMTRX00011200	Purchases	490106	Wildman Corporate Apparel	\$185.27		
9/21/2017	345,161	PMTRX00011200	Purchases	490109	Wildman Corporate Apparel	\$59.70		
9/21/2017	345,164	PMTRX00011200	Purchases	490110	Wildman Corporate Apparel	\$39.80		
9/22/2017	345,265	PMTRX00011205	Purchases	490380	Wildman Corporate Apparel	\$24.40		
9/26/2017	345,266	PMTRX00011205	Purchases	490916	Wildman Corporate Apparel	\$52.96		
9/26/2017	345,613	PMTRX00011209	Purchases	491081	Wildman Corporate Apparel	\$148.64		
10/1/2017	346,284	PMTRX00011231	Purchases	91817	Randy's Rugged Wear	\$2,258.37		
10/2/2017	345,611	PMTRX00011209	Purchases	492053	Wildman Corporate Apparel	\$168.26		
10/2/2017	345,612	PMTRX00011209	Purchases	492023	Wildman Corporate Apparel	\$68.66		
10/4/2017	345,976	PMTRX00011222	Purchases	492601	Wildman Corporate Apparel	\$49.75		
10/4/2017	345,977	PMTRX00011222	Purchases	492603	Wildman Corporate Apparel	\$59.70		
10/5/2017	346,053	PMTRX00011224	Purchases	0492925-IN	Wildman Corporate Apparel	\$9.95		
10/6/2017	345,861	PMTRX00011215	Purchases	UNIFORMS 10/17	Emery, Dallas	\$184.95		
10/11/2017	346,307	PMTRX00011231	Purchases	494186	Wildman Corporate Apparel	\$35.36		
10/17/2017	346,306	PMTRX00011231	Purchases	495605	Wildman Corporate Apparel	\$59.70		
10/17/2017	346,490	CMTRX00008194	Bank Transaction Entry	RCT000037807				\$3.17
10/18/2017	346,397	PMTRX00011233	Purchases	495712	Wildman Corporate Apparel	\$101.72		
10/23/2017	346,679	PMTRX00011241	Purchases	496824	Wildman Corporate Apparel	\$93.00		
11/9/2017	348,010	CMTRX00008221	Bank Transaction Entry	RCT000037988				\$9.25
11/10/2017	347,840	PMTRX00011271	Purchases	112117	Randy's Rugged Wear	\$1,086.36		
11/28/2017	348,551	PMTRX00011287	Purchases	504464	Wildman Corporate Apparel	\$126.06		
12/7/2017	348,552	PMTRX00011287	Purchases	506706	Wildman Corporate Apparel			\$18.00

12/27/2017	349,484	PMTRX00011315	Purchases	UNIFORMS 12/17	Franzen, TJ		\$112.44	
12/27/2017	349,485	PMTRX00011315	Purchases	UNIFORMS 12/17	Hoffman, Jeremy		\$79.88	
			Totals:	Account: 675-6001-031	Net Change	Ending Balance	\$9,137.17	\$207.35
Account:	675-7002-050		Description:	Uniforms - Meter Readers	Beginning Balance:	\$13,125.24		
Trx Date	Jrnl No.	Orig. Audit Trail	Distribution Reference	Orig. Master Number	Orig. Master Name		Debit	Credit
			Totals:	Account: 675-7002-050	Net Change	Ending Balance	*No transactions for this account*	
System:	HISTORICAL DETAILED T 10/5/2018		10:45:50 AM	Page:	\$0.00	\$253.46	\$0.00	\$0.00
N Ky Water District				345	User Date:	10/5/2018	User ID:	skampsen
Account:	675-7002-051		Description:	Uniforms - Field Service	Beginning Balance:	\$2,740.35		
Trx Date	Jrnl No.	Orig. Audit Trail	Distribution Reference	Orig. Master Number	Orig. Master Name		Debit	Credit
7/10/2017	341,862	PMTRX00011115	Purchases	474459	Wildman Corporate Apparel		\$69.54	
7/26/2017	342,756	PMTRX00011138	Purchases	72417	Randy's Rugged Wear		\$192.92	
9/6/2017	344,385	PMTRX00011177	Purchases	486261	Wildman Corporate Apparel		\$95.00	
9/21/2017	345,268	PMTRX00011205	Purchases	490079	Wildman Corporate Apparel		\$30.64	
9/22/2017	345,265	PMTRX00011205	Purchases	490380	Wildman Corporate Apparel		\$24.40	
10/1/2017	346,284	PMTRX00011231	Purchases	91817	Randy's Rugged Wear		\$1,429.41	
12/7/2017	349,113	CMTRX00008244	Bank Transaction Entry	RCT000038175				\$12.25
12/27/2017	349,584	CMTRX00008259	Bank Transaction Entry	RCT000038283				\$15.48
12/28/2017	349,566	CMTRX00008257	Bank Transaction Entry	RCT000038267				\$4.23
			Totals:	Account: 675-7002-051	Net Change	Ending Balance	\$1,841.91	\$31.96
Account:	675-7002-052		Description:	Misc. Exp - Interest Expense - Cash	Beginning Balance:	\$4,550.30		
Trx Date	Jrnl No.	Orig. Audit Trail	Distribution Reference	Orig. Master Number	Orig. Master Name		Debit	Credit
			Totals:	Account: 675-7002-052	Net Change	Ending Balance	*No transactions for this account*	
Account:	675-7002-056		Description:	Uniforms - Meter Shop	Beginning Balance:	\$10.15	\$0.00	\$0.00
Trx Date	Jrnl No.	Orig. Audit Trail	Distribution Reference	Orig. Master Number	Orig. Master Name		Debit	Credit
7/26/2017	342,756	PMTRX00011138	Purchases	72417	Randy's Rugged Wear		\$69.98	
8/1/2017	343,516	GLTRX00044558					\$495.78	
10/1/2017	346,284	PMTRX00011231	Purchases	91817	Randy's Rugged Wear		\$420.61	
12/27/2017	349,584	CMTRX00008259	Bank Transaction Entry	RCT000038283				\$14.41
			Totals:	Account: 675-7002-056	Net Change	Ending Balance	\$986.37	\$14.41
Account:	675-7003-052		Description:	Uniforms - Account Service	Beginning Balance:	\$942.72		
Trx Date	Jrnl No.	Orig. Audit Trail	Distribution Reference	Orig. Master Number	Orig. Master Name		Debit	Credit
12/15/2017	349,419	CMTRX00008251	Bank Transaction Entry	RCT000038221				\$1.83
			Totals:	Account: 675-7003-052	Net Change	Ending Balance	\$0.00	\$1.83
Account:	675-8000-072		Description:	Misc. Exp - Executive Mgt.	Beginning Balance:	\$940.89		
Trx Date	Jrnl No.	Orig. Audit Trail	Distribution Reference	Orig. Master Number	Orig. Master Name		Debit	Credit
10/25/2017	346,664	PMTRX00011241	Purchases	LOU NOLL 10/17	Planning & Development Service of Kenton Cou		\$48.99	
			Totals:	Account: 675-8000-072	Net Change	Ending Balance	\$48.99	\$0.00
Account:	675-8000-074		Description:	Uniforms - Bookkeeping/Accounting	Beginning Balance:	\$404.53		
Trx Date	Jrnl No.	Orig. Audit Trail	Distribution Reference	Orig. Master Number	Orig. Master Name		Debit	Credit
9/20/2017	345,166	PMTRX00011200	Purchases	489298	Wildman Corporate Apparel		\$41.12	
10/20/2017	346,678	PMTRX00011241	Purchases	496273	Wildman Corporate Apparel		\$15.18	
12/21/2017	349,450	CMTRX00008255	Bank Transaction Entry	RCT000038252				\$0.94
			Totals:	Account: 675-8000-074	Net Change	Ending Balance	\$56.30	\$0.94
Account:	675-8000-076		Description:	Misc Exp - BOC	Beginning Balance:	\$459.89		
Trx Date	Jrnl No.	Orig. Audit Trail	Distribution Reference	Orig. Master Number	Orig. Master Name		Debit	Credit
7/14/2017	342,240	PMTRX00011127	Purchases	4413130 7/17	Cincinnati Bell		\$68.03	
8/14/2017	343,609	PMTRX00011159	Purchases	4413130 8/17	Cincinnati Bell		\$67.64	
9/14/2017	344,934	PMTRX00011195	Purchases	4413130 9/17	Cincinnati Bell		\$67.64	
10/14/2017	346,533	PMTRX00011236	Purchases	4413130 10/17	Cincinnati Bell		\$67.71	
11/14/2017	347,863	PMTRX00011272	Purchases	4413130 11/17	Cincinnati Bell		\$67.73	
12/14/2017	349,301	PMTRX00011310	Purchases	4413130 12/17	Cincinnati Bell		\$67.73	
			Totals:	Account: 675-8000-076	Net Change	Ending Balance	\$406.48	\$0.00
					\$406.48	\$807.13		



Account:	675-8000-078	Description:	Misc Exp - HR/Info Systems	Beginning Balance:	\$89.78			
Trx Date	Jrnl No.	Orig. Audit Trail	Distribution Reference	Orig. Master Number	Orig. Master Name		Debit	Credit
System:	HISTORICAL DETAILED T 10/5/2018	10:45:50 AM	Page:	346	User Date:	10/5/2018	User ID:	skampsen
N Ky Water District								

Account:	Jrnl No.	Orig. Audit Trail	Description:	Account:	Beginning Balance:	Net Change	Ending Balance	*No transactions for this account*
675-8000-079			Totals:	675-8000-078	\$0.00	\$89.78	\$0.00	\$0.00
			Description:	Miscellaneous Expenses	\$23,681.05			
Trx Date	Jrnl No.	Orig. Audit Trail	Distribution Reference	Orig. Master Number	Orig. Master Name		Debit	Credit
7/3/2017	341,433	PMTRX00011108	Purchases	REFUND CREDIT 07/17	Benton, Taylor		\$758.07	
7/3/2017	341,437	PMTRX00011108	Purchases	REFUND CREDIT 07/17	Cahill, Jennifer		\$50.00	
7/3/2017	341,482	PMTRX00011108	Purchases	REFUND CREDIT 07/17	Ryder, Charles		\$45.30	
7/6/2017	341,707	PMTRX00011113	Purchases	REFUND CREDIT 07/17	Doud, Beth		\$25.00	
7/6/2017	341,710	PMTRX00011113	Purchases	REFUND CREDIT 07/17	Harp, Mark		\$194.47	
7/7/2017	341,730	PMTRX00011113	Purchases	REFUND CREDIT 07/17	Wright, Jennifer		\$176.82	
7/11/2017	341,700	PMTRX00011113	Purchases	REFUND CREDIT 07/17	Bushelman, Rita		\$36.65	
7/11/2017	341,981	PMTRX00011121	Purchases	REFUND CREDIT 07/17	Morris, Jessica		\$169.10	
7/17/2017	341,957	PMTRX00011121	Purchases	REFUND CREDIT 07/17	Century 21 Garner Prop		\$13.62	
7/24/2017	342,369	CMTRX00008118	Bank Transaction Entry	RCT000037213				\$2.00
7/25/2017	342,219	PMTRX00011127	Purchases	REFUND CREDIT 07/17	Beach, Mark		\$29.95	
7/25/2017	342,221	PMTRX00011127	Purchases	REFUND CREDIT 07/17	Brantley, Tatesha		\$17.52	
7/25/2017	342,222	PMTRX00011127	Purchases	REFUND CREDIT 07/17	Burge, Jachole		\$33.73	
7/25/2017	342,223	PMTRX00011127	Purchases	REFUND CREDIT 07/17	Cain, Brendan		\$19.47	
7/25/2017	342,224	PMTRX00011127	Purchases	REFUND CREDIT 07/17	Carlotta, Italia		\$15.21	
7/25/2017	342,225	PMTRX00011127	Purchases	REFUND CREDIT 07/17	Cheek, Jason		\$60.90	
7/25/2017	342,261	PMTRX00011128	Purchases	REFUND CREDIT 07/17	Eilerman, Kim		\$39.18	
7/25/2017	342,264	PMTRX00011128	Purchases	REFUND CREDIT 07/17	Farris, Carole		\$93.41	
7/25/2017	342,267	PMTRX00011128	Purchases	REFUND CREDIT 07/17	Frommeyer, David		\$48.20	
7/25/2017	342,269	PMTRX00011128	Purchases	REFUND CREDIT 07/17	Ghantous, Brenda		\$72.72	
7/25/2017	342,270	PMTRX00011128	Purchases	REFUND CREDIT 07/17	Groneck, Chris		\$102.26	
7/25/2017	342,304	PMTRX00011129	Purchases	REFUND CREDIT 07/17	Hissong, Michael		\$66.79	
7/25/2017	342,311	PMTRX00011129	Purchases	REFUND CREDIT 07/17	Jenkins, Jas		\$86.95	
7/25/2017	342,312	PMTRX00011129	Purchases	REFUND CREDIT 07/17	Kaeff, Kayla		\$2.15	
7/25/2017	342,314	PMTRX00011129	Purchases	REFUND CREDIT 07/17	Lee, Paulette		\$211.65	
7/25/2017	342,315	PMTRX00011129	Purchases	REFUND CREDIT 07/17	McCarthy, Elizabeth		\$80.30	
7/25/2017	342,316	PMTRX00011129	Purchases	REFUND CREDIT 07/17	Nieswender, Phyllis		\$126.00	
7/25/2017	342,318	PMTRX00011129	Purchases	REFUND CREDIT 07/17	Nussbaum, Daniel		\$96.79	
7/25/2017	342,320	PMTRX00011129	Purchases	REFUND CREDIT 07/17	Pease, Emma		\$63.91	
7/25/2017	342,321	PMTRX00011129	Purchases	REFUND CREDIT 07/17	Renchen, Ruby		\$47.18	
7/25/2017	342,325	PMTRX00011129	Purchases	REFUND CREDIT 07/17	Settle, Gayle		\$20.23	
7/25/2017	342,326	PMTRX00011129	Purchases	REFUND CREDIT 07/17	Simmons, Jeremy		\$38.73	
7/25/2017	342,328	PMTRX00011129	Purchases	REFUND CREDIT 07/17	Smith, Art		\$42.70	
7/25/2017	342,402	PMTRX00011131	Purchases	REFUND CREDIT 07/17	Spicer, Sarah		\$125.42	
7/25/2017	342,408	PMTRX00011131	Purchases	REFUND CREDIT 07/17	Timmers, Thomas		\$31.53	
7/25/2017	342,414	PMTRX00011131	Purchases	REFUND CREDIT 07/17	Wiehe, Kevin		\$2.57	
7/25/2017	342,415	PMTRX00011131	Purchases	REFUND CREDIT 07/17	Wildhaber, Jason		\$53.22	
7/27/2017	342,278	PMVVR00001330	Purchases	REFUND CREDIT 06/17	Huff, Brian			\$125.71
7/27/2017	342,290	PMVVR00001331	Purchases	REFUND CREDIT 06/17	Spears, Norvil			\$87.53
8/1/2017	343,047	PMTRX00011146	Purchases	REFUND CREDIT 08/17	Stem, James		\$54.65	
8/1/2017	343,048	PMTRX00011146	Purchases	REFUND CREDIT 08/17	Davison, Mary		\$85.59	
8/1/2017	343,667	PMTRX00011161	Purchases	REFUND CREDIT 08/17	Himes Andrew		\$70.12	
8/2/2017	343,049	PMTRX00011146	Purchases	REFUND CREDIT 08/17	Pladies, William		\$47.78	
8/2/2017	343,159	PMVVR00001334	Purchases	REFUND CREDIT 08/17	Pladies, William			\$47.78
8/2/2017	343,174	CMTRX00008127	Bank Transaction Entry	RCT000037306				\$0.08
8/3/2017	343,050	PMTRX00011146	Purchases	REFUND CREDIT 08/17	Virginia Donohue Trust		\$42.85	
8/3/2017	343,085	PMTRX00011148	Purchases	REFUND CREDIT 08/17	Boschert, Kathryn		\$126.20	
8/3/2017	343,086	PMTRX00011148	Purchases	REFUND CREDIT 08/17	Chick, Nathan		\$30.79	
8/3/2017	343,087	PMTRX00011148	Purchases	REFUND CREDIT 08/17	Chloe, Jay		\$106.88	
8/3/2017	343,088	PMTRX00011148	Purchases	REFUND CREDIT 08/17	DeLeon, Miriam Tomas		\$25.33	
8/3/2017	343,089	PMTRX00011148	Purchases	REFUND CREDIT 08/17	Eisner, Zachary		\$56.79	
8/3/2017	343,090	PMTRX00011148	Purchases	REFUND CREDIT 08/17	Flach, Amy		\$54.92	
8/3/2017	343,091	PMTRX00011148	Purchases	REFUND CREDIT 08/17	Hedrick, Robert		\$69.20	
8/3/2017	343,092	PMTRX00011148	Purchases	REFUND CREDIT 08/17	Hufnagel, Tyler		\$64.82	
8/3/2017	343,093	PMTRX00011148	Purchases	REFUND CREDIT 08/17	Klocke, William		\$63.92	

8/3/2017	343,094	PMTRX00011148	Purchases	REFUND CREDIT 08/17	Laughlin, Steven	\$111.86	
8/3/2017	343,095	PMTRX00011148	Purchases	REFUND CREDIT 08/17	McKinney, Damian	\$106.17	
8/3/2017	343,096	PMTRX00011148	Purchases	REFUND CREDIT 08/17	Schnurr, Fran	\$41.62	
8/3/2017	343,097	PMTRX00011148	Purchases	REFUND CREDIT 08/17	Stephenson, Mark	\$25.08	
8/3/2017	343,099	PMTRX00011148	Purchases	REFUND CREDIT 08/17	Willmoth-Miller, Amber	\$52.16	
8/4/2017	342,963	CMTRX00008125	Bank Transaction Entry	DAJ000037291			\$0.64
8/8/2017	343,741	PMTRX00011163	Purchases	REFUND CREDIT 08/17	Haggard, Jeffrey	\$131.02	
8/8/2017	344,322	CMTRX00008153	Bank Transaction Entry	IAJ000037517			\$1,523.15
8/8/2017	344,593	GLTRX00044740					\$972.98
8/9/2017	343,764	PMTRX00011163	Purchases	REFUND CREDIT 08/17	Wesley, Robin	\$105.97	
8/14/2017	343,745	PMTRX00011163	Purchases	REFUND CREDIT 08/17	Jones, Sandra	\$126.00	
8/15/2017	343,393	PMTRX00011155	Purchases	REFUND CREDIT 08/17	Neiswander, Joe		
8/16/2017	343,234	PMVVR00001335	Purchases	REFUND CREDIT 06/17	Prestwood, Frank		\$10.17
System:	HISTORICAL DETAILED T	10/5/2018	10:45:50 AM	Page:	User Date:	10/5/2018	User ID:
N Ky Water District							
8/16/2017	343,730	PMTRX00011163	Purchases	REFUND CREDIT 08/17	Adams, Charles	\$42.81	
8/16/2017	343,733	PMTRX00011163	Purchases	REFUND CREDIT 08/17	Baker, Teresa	\$91.51	
8/16/2017	343,735	PMTRX00011163	Purchases	REFUND CREDIT 08/17	Childers, Crystal	\$20.84	
8/16/2017	343,736	PMTRX00011163	Purchases	REFUND CREDIT 08/17	Dameron, Jay	\$126.42	
8/16/2017	343,740	PMTRX00011163	Purchases	REFUND CREDIT 08/17	Freyler, Emil	\$4.07	
8/16/2017	343,743	PMTRX00011163	Purchases	REFUND CREDIT 08/17	Hartman, Amy	\$46.65	
8/16/2017	343,744	PMTRX00011163	Purchases	REFUND CREDIT 08/17	Jerauld, Stacy	\$102.19	
8/16/2017	343,746	PMTRX00011163	Purchases	REFUND CREDIT 08/17	Kalin, Shannon	\$58.59	
8/16/2017	343,748	PMTRX00011163	Purchases	REFUND CREDIT 08/17	Kenney, Kathy	\$1,000.00	
8/16/2017	343,749	PMTRX00011163	Purchases	REFUND CREDIT 08/17	King, Natassia	\$65.82	
8/16/2017	343,750	PMTRX00011163	Purchases	REFUND CREDIT 08/17	Kirby, William	\$16.51	
8/16/2017	343,753	PMTRX00011163	Purchases	REFUND CREDIT 08/17	McFall, Raymond	\$126.42	
8/16/2017	343,755	PMTRX00011163	Purchases	REFUND CREDIT 08/17	Reynolds, Jared	\$19.62	
8/16/2017	343,757	PMTRX00011163	Purchases	REFUND CREDIT 08/17	Shields, Jordan	\$36.03	
8/16/2017	343,758	PMTRX00011163	Purchases	REFUND CREDIT 08/17	Smith, Blake	\$30.87	
8/16/2017	343,762	PMTRX00011163	Purchases	REFUND CREDIT 08/17	Turner, Patricia	\$52.51	
8/16/2017	343,763	PMTRX00011163	Purchases	REFUND CREDIT 08/17	Van Gessel, Winni	\$50.76	
8/16/2017	343,765	PMTRX00011163	Purchases	REFUND CREDIT 08/17	Williams, David	\$62.53	
8/16/2017	343,766	PMTRX00011163	Purchases	REFUND CREDIT 08/17	Willetts, Shane	\$8.65	
8/17/2017	343,274	PMVVR00001336	Purchases	REFUND CREDIT 07/17	Nieswender, Phyllis		\$126.00
8/18/2017	343,515	PMVVR00001338	Purchases	REFUND DEPOSIT	Himes Andrew		\$70.12
8/22/2017	343,896	PMTRX00011165	Purchases	REFUND CREDIT 08/17	Colina, Maria	\$60.00	
8/22/2017	343,912	PMTRX00011165	Purchases	REFUND CREDIT 08/17	Garrard, Troy	\$150.43	
8/24/2017	343,894	PMTRX00011165	Purchases	REFUND CREDIT 08/17	Brandenburg, Lisa	\$500.48	
8/24/2017	344,013	CMTRX00008146	Bank Transaction Entry	RCT000037431			\$157.20
8/25/2017	343,721	CMTRX00008141	Bank Transaction Entry	DAJ000037393		\$0.40	
8/29/2017	344,003	PMTRX00011167	Purchases	REFUND CREDIT 08/17	Townsend, Rick	\$72.09	
8/30/2017	343,933	PMTRX00011166	Purchases	802006	Kentucky State Treasurer	\$52.88	
9/1/2017	344,493	PMTRX00011180	Purchases	REFUND CREDIT 09/17	Cangioni, Carole	\$779.63	
9/1/2017	344,511	PMTRX00011182	Purchases	REFUND CREDIT 09/17	Cline, Joan	\$66.74	
9/5/2017	344,519	PMTRX00011182	Purchases	REFUND CREDIT 09/17	GPS Hospitality Partners LLC	\$43.06	
9/5/2017	344,612	CMTRX00008156	Bank Transaction Entry	RCT000037533		\$7.25	
9/6/2017	344,620	CMTRX00008157	Bank Transaction Entry	RCT000037541			\$10.00
9/7/2017	344,266	CMTRX00008152	Bank Transaction Entry	DAJ000037488			\$0.29
9/7/2017	344,291	PMTRX00011176	Purchases	574032 KIDNEY	Kentucky Retirement Systems	\$2,460.51	
9/7/2017	344,627	CMTRX00008158	Bank Transaction Entry	RCT000037548		\$30.00	
9/8/2017	344,508	PMTRX00011182	Purchases	REFUND CREDIT 09/17	Blevins, Adam	\$92.19	
9/8/2017	344,509	PMTRX00011182	Purchases	REFUND CREDIT 09/17	Carroll, Amber	\$12.56	
9/8/2017	344,515	PMTRX00011182	Purchases	REFUND CREDIT 09/17	Edwards, Ian	\$125.56	
9/8/2017	344,516	PMTRX00011182	Purchases	REFUND CREDIT 09/17	Ellison, Ryan	\$39.75	
9/8/2017	344,517	PMTRX00011182	Purchases	REFUND CREDIT 09/17	Fangmeyer Jr., David	\$76.45	
9/8/2017	344,522	PMTRX00011182	Purchases	REFUND CREDIT 09/17	Holland, Brandon	\$14.00	
9/8/2017	344,523	PMTRX00011182	Purchases	REFUND CREDIT 09/17	Hoop, Kenneth	\$68.08	
9/8/2017	344,555	PMTRX00011184	Purchases	REFUND CREDIT 09/17	Kiefer, Catherine	\$72.97	
9/8/2017	344,556	PMTRX00011184	Purchases	REFUND CREDIT 09/17	Knew Day LLC	\$113.67	
9/8/2017	344,557	PMTRX00011184	Purchases	REFUND CREDIT 09/17	Kramer, Tom	\$125.42	
9/8/2017	344,558	PMTRX00011184	Purchases	REFUND CREDIT 09/17	Linville, Steven	\$125.80	
9/8/2017	344,565	PMTRX00011184	Purchases	REFUND CREDIT 09/17	Morgan, Stephanie	\$46.48	
9/8/2017	344,566	PMTRX00011184	Purchases	REFUND CREDIT 09/17	Murray, Dirk	\$107.39	

9/8/2017	344,567	PMTRX00011184	Purchases	REFUND CREDIT 09/17	Parr, Heather	\$16.63	
9/8/2017	344,568	PMTRX00011184	Purchases	REFUND CREDIT 09/17	Ramler, Brian	\$22.09	
9/8/2017	344,569	PMTRX00011184	Purchases	REFUND CREDIT 09/17	Riser, Lois	\$96.12	
9/8/2017	344,570	PMTRX00011184	Purchases	REFUND CREDIT 09/17	Rodriguez, Oscar	\$32.42	
9/8/2017	344,573	PMTRX00011184	Purchases	REFUND CREDIT 09/17	Shell, Walter	\$49.79	
9/8/2017	344,574	PMTRX00011184	Purchases	REFUND CREDIT 09/17	Simon, Lisa	\$5.36	
9/8/2017	344,575	PMTRX00011184	Purchases	REFUND CREDIT 09/17	Smith, Steve	\$125.60	
9/8/2017	344,581	PMTRX00011184	Purchases	REFUND CREDIT 09/17	Tilden, Amanda	\$17.81	
9/8/2017	344,582	PMTRX00011184	Purchases	REFUND CREDIT 09/17	Trotter, Bucky	\$49.81	
9/8/2017	344,587	PMTRX00011184	Purchases	CREDIT 14 INEZ ST	Visionary Holdings LLC	\$80.11	
9/8/2017	344,588	PMTRX00011184	Purchases	CREDIT 410 BERRY	Visionary Holdings LLC	\$37.76	
9/8/2017	344,589	PMTRX00011184	Purchases	REFUND CREDIT 09/17	Watson, Kyle	\$44.59	
9/8/2017	344,845	PMTRX00011193	Purchases	REFUND CREDIT 09/17	Bennett, Cecil	\$22.10	
9/8/2017	344,900	PMTRX00011193	Purchases	REFUND CREDIT 09/17	Wilhelm-Olsen, Helen	\$107.99	
9/12/2017	344,881	PMTRX00011193	Purchases	REFUND CREDIT 09/17	Oberjohn, Karen	\$99.11	
9/13/2017	344,596	PMTRX00011186	Purchases	REFUND CREDIT 09/17	Gerdes, Yvette	\$900.00	
9/18/2017	344,846	PMTRX00011193	Purchases	REFUND CREDIT 09/17	Brehm, Joe	\$500.00	
9/21/2017	345,029	CMTRX00008162	Bank Transaction Entry	DAJ000037558			\$0.01
9/28/2017	345,511	PMTRX00011207	Purchases	REFUND CREDIT 09/17	Bosley, Tyler	\$97.04	
9/28/2017	345,512	PMTRX00011207	Purchases	REFUND CREDIT 09/17	Brewer, Dan	\$93.12	
9/28/2017	345,514	PMTRX00011207	Purchases	REFUND CREDIT 09/17	Calderon, Michael	\$86.06	
9/28/2017	345,529	PMTRX00011207	Purchases	REFUND CREDIT 09/17	Daniels, Bradley	\$29.73	
9/28/2017	345,540	PMTRX00011207	Purchases	REFUND CREDIT 09/17	Foltz, Nicholas	\$45.15	
9/28/2017	345,541	PMTRX00011207	Purchases	REFUND CREDIT 09/17	Fulmer, Jessica	\$75.34	
9/28/2017	345,545	PMTRX00011208	Purchases	REFUND CREDIT 09/17	Gaylor, Vedra	\$114.90	
System:	HISTORICAL DETAILED T 10/5/2018		10:45:50 AM	Page:	User Date:	10/5/2018	User ID: skampsen
N Ky Water District				348			
9/28/2017	345,546	PMTRX00011208	Purchases	REFUND CREDIT 09/17	Glahn, Craig	\$74.35	
9/28/2017	345,548	PMTRX00011208	Purchases	REFUND CREDIT 09/17	Groneck, John	\$126.15	
9/28/2017	345,550	PMTRX00011208	Purchases	REFUND CREDIT 09/17	Hudson, Carl	\$115.29	
9/28/2017	345,567	PMTRX00011208	Purchases	REFUND CREDIT 09/17	Isabel, Mark	\$13.15	
9/28/2017	345,568	PMTRX00011208	Purchases	REFUND CREDIT 09/17	Jones & Simpson	\$41.90	
9/28/2017	345,589	PMTRX00011209	Purchases	REFUND CREDIT 09/17	Moore, Michael	\$126.32	
9/28/2017	345,601	PMTRX00011209	Purchases	REFUND DEPOSIT 09/17	Schreiber, Stanley	\$81.93	
9/28/2017	345,603	PMTRX00011209	Purchases	REFUND CREDIT 09/17	Shelton, Michelle	\$61.56	
9/28/2017	345,608	PMTRX00011209	Purchases	REFUND CREDIT 09/17	Warren, Uriah	\$126.15	
9/28/2017	345,614	PMTRX00011209	Purchases	REFUND CREDIT 09/17	Wolfe, Lenny	\$40.47	
10/1/2017	346,028	PMTRX00011224	Purchases	REFUND 668 WAYSKIN	Herald Cory	\$22.63	
10/3/2017	345,461	CMTRX00008178	Bank Transaction Entry	DAJ000037693			\$0.58
10/3/2017	345,829	PMTRX00011214	Purchases	REFUND CREDIT 09/17	Castleman, Paul	\$500.00	
10/10/2017	345,984	CMTRX00008187	Bank Transaction Entry	RCT000037768		\$0.80	
10/18/2017	346,505	CMTRX00008196	Bank Transaction Entry	RCT000037817			\$5.05
10/19/2017	346,324	PMTRX00011232	Purchases	REFUND CREDIT 10/17	Abel, Jason	\$59.30	
10/19/2017	346,328	PMTRX00011232	Purchases	REFUND CREDIT 10/17	Brown, Autumn	\$46.76	
10/19/2017	346,329	PMTRX00011232	Purchases	REFUND CREDIT 10/17	Cahill, Michael	\$88.96	
10/19/2017	346,330	PMTRX00011232	Purchases	REFUND CREDIT 10/17	Callen, Wilburn	\$70.61	
10/19/2017	346,338	PMTRX00011232	Purchases	REFUND CREDIT 10/17	Hall, Linda	\$37.34	
10/19/2017	346,340	PMTRX00011232	Purchases	REFUND CREDIT 10/17	Higgins, Mathew	\$59.16	
10/19/2017	346,341	PMTRX00011232	Purchases	REFUND CREDIT 10/17	Hopkins, Tad	\$125.98	
10/19/2017	346,357	PMTRX00011232	Purchases	REFUND CREDIT 10/17	Jerauld, Stacy	\$67.17	
10/19/2017	346,360	PMTRX00011232	Purchases	REFUND CREDIT 10/17	Kinney, Alvis	\$27.65	
10/19/2017	346,361	PMTRX00011232	Purchases	REFUND CREDIT 10/17	Luken, Matt	\$125.58	
10/19/2017	346,366	PMTRX00011232	Purchases	REFUND CREDIT 10/17	Matteoli, Sean	\$60.96	
10/19/2017	346,367	PMTRX00011232	Purchases	REFUND CREDIT 10/17	Moore, Shelia	\$90.84	
10/19/2017	346,369	PMTRX00011232	Purchases	REFUND CREDIT 10/17	Myers, Justin	\$59.74	
10/19/2017	346,373	PMTRX00011232	Purchases	REFUND CREDIT 10/17	Peet, Margaret	\$82.71	
10/19/2017	346,375	PMTRX00011232	Purchases	REFUND CREDIT 10/17	Robinson, Tonya	\$36.35	
10/19/2017	346,392	PMTRX00011233	Purchases	REFUND CREDIT 10/17	Thompson-Lang, Tracy	\$66.16	
10/19/2017	346,394	PMTRX00011233	Purchases	REFUND CREDIT 10/17	Turner, Seth	\$95.85	
10/19/2017	346,398	PMTRX00011233	Purchases	REFUND CREDIT 10/17	Wright, Jonathan	\$68.24	
10/19/2017	346,399	PMTRX00011233	Purchases	REFUND CREDIT 10/17	Young, Paula	\$125.26	
10/23/2017	346,659	PMTRX00011241	Purchases	REFUND CREDIT 10/17	Murray, David	\$197.09	
10/24/2017	346,657	PMTRX00011241	Purchases	REFUND CREDIT 10/17	Medical Properties/Crestview Hills	\$1,886.89	
10/25/2017	346,557	CMTRX00008199	Bank Transaction Entry	DAJ000037834			\$0.03

10/25/2017	346,649	PMTRX00011241	Purchases	REFUND CREDIT 10/17	Garnett-Gray, Robin	\$148.78	
10/25/2017	346,665	PMTRX00011241	Purchases	REFUND CREDIT 10/17	Plasters, Tara	\$71.11	
10/30/2017	347,171	PMTRX00011253	Purchases	REFUND CREDIT 10/17	Zimmerman, Joseph	\$396.95	
10/31/2017	347,098	PMTRX00011251	Purchases	REFUND CREDIT 10/17	Morgeson Jr., Mark	\$302.49	
10/31/2017	347,162	PMTRX00011253	Purchases	REFUND CREDIT 10/17	Seiter, Megan	\$82.20	
10/31/2017	347,212	GLTRX00045073				\$36.00	
11/1/2017	347,283	PMTRX00011257	Purchases	REFUND CREDIT 11/17	McFarland, Kathleen	\$141.52	
11/1/2017	348,505	PMTRX00011285	Purchases	REFUND CREDIT 10/17.	Matteoli, Sean	\$60.96	
11/3/2017	346,971	CMTRX00008207	Bank Transaction Entry	DAJ000037889			\$0.34
11/6/2017	347,511	PMTRX00011263	Purchases	REFUND CREDIT 11/17	Reckers, Stephen	\$979.89	
11/7/2017	347,504	PMTRX00011263	Purchases	REFUND CREDIT 11/17	McElveen, Allison	\$150.43	
11/9/2017	347,453	PMTRX00011261	Purchases	REFUND CREDIT 11/17	Essenmacher, Dan	\$64.51	
11/9/2017	347,506	PMTRX00011263	Purchases	REFUND CREDIT 11/17	Newman, Lawrence	\$9.78	
11/10/2017	347,428	PMTRX00011260	Purchases	REFUND CREDIT 11/17	Bramlage, Emily	\$59.71	
11/10/2017	347,429	PMTRX00011260	Purchases	REFUND CREDIT 11/17	Canfield, Sheryl	\$88.55	
11/10/2017	347,430	PMTRX00011260	Purchases	REFUND CREDIT 11/17	Caudill, Michelle	\$12.70	
11/10/2017	347,448	PMTRX00011260	Purchases	REFUND CREDIT 11/17	Dreiling, Noelle	\$2.52	
11/10/2017	347,451	PMTRX00011260	Purchases	REFUND CREDIT 11/17	Durham, Chris	\$77.26	
11/10/2017	347,455	PMTRX00011261	Purchases	REFUND CREDIT 11/17	Fields, Keith	\$13.85	
11/10/2017	347,464	PMTRX00011261	Purchases	REFUND CREDIT 11/17	Hall Jr., Robert	\$52.11	
11/10/2017	347,465	PMTRX00011261	Purchases	REFUND CREDIT 11/17	Hartman, Brian	\$30.87	
11/10/2017	347,474	PMTRX00011261	Purchases	REFUND CREDIT 11/17	Ison, Samantha	\$47.78	
11/10/2017	347,476	PMTRX00011261	Purchases	REFUND CREDIT 11/17	Justice, Raenon	\$3.61	
11/10/2017	347,489	PMTRX00011263	Purchases	REFUND CREDIT 11/17	Kinnett, Alice	\$53.78	
11/10/2017	347,491	PMTRX00011263	Purchases	REFUND CREDIT 11/17	Knew Day LLC	\$91.02	
11/10/2017	347,492	PMTRX00011263	Purchases	REFUND CREDIT 11/17	Koester, Kenneth	\$29.35	
11/10/2017	347,493	PMTRX00011263	Purchases	REFUND CREDIT 11/17	Lahrman, Paul	\$98.82	
11/10/2017	347,502	PMTRX00011263	Purchases	REFUND CREDIT 11/17	Mayhaus, Colleen	\$77.09	
11/10/2017	347,503	PMTRX00011263	Purchases	REFUND CREDIT 11/17	McClure, Meggan	\$34.73	
11/10/2017	347,505	PMTRX00011263	Purchases	REFUND CREDIT 11/17	McFall, Raymond	\$96.00	
11/10/2017	347,507	PMTRX00011263	Purchases	REFUND CREDIT 11/17	Oden, Ruth	\$44.50	
11/10/2017	347,513	PMTRX00011263	Purchases	REFUND CREDIT 11/17	Rizzo, Justin	\$74.63	
11/10/2017	347,515	PMTRX00011263	Purchases	REFUND CREDIT 11/17	Roehm, Tim	\$125.97	
11/10/2017	347,516	PMTRX00011263	Purchases	REFUND CREDIT 11/17	Roller, Michael	\$64.76	
11/10/2017	347,556	PMTRX00011267	Purchases	REFUND CREDIT 11/17	Smiddy, Diana	\$72.33	
11/10/2017	347,567	PMTRX00011267	Purchases	REFUND CREDIT 11/17	Visse, Craig	\$28.39	
11/10/2017	347,576	PMTRX00011267	Purchases	REFUND CREDIT 11/17	Wood, Katherine	\$64.00	
System:	HISTORICAL DETAILED T 10/5/2018		10:45:50 AM	Page:			
N Ky Water District				349	User Date:	10/5/2018	User ID: skampsen
11/14/2017	348,032	CMTRX00008224	Bank Transaction Entry	RCT000038010			\$9.77
11/14/2017	348,152	PMTRX00011277	Purchases	REFUND CREDIT 11/17	PLP Properties	\$124.31	
11/17/2017	348,125	PMTRX00011277	Purchases	REFUND CREDIT 11/17	Eppert, Dale	\$380.89	
11/17/2017	348,127	PMTRX00011277	Purchases	REFUND CREDIT 11/17	Franks, David	\$131.77	
11/17/2017	348,150	PMTRX00011277	Purchases	REFUND CREDIT 11/17	Mattingly, Emily	\$145.37	
11/21/2017	347,814	CMTRX00008213	Bank Transaction Entry	DAJ000037935			\$0.01
11/21/2017	348,123	PMTRX00011277	Purchases	REFUND CREDIT 11/17	Destefano, Natalie	\$87.21	
11/22/2017	348,578	PMTRX00011288	Purchases	REFUND CREDIT 11/17	Marimon, James	\$58.27	
11/28/2017	348,122	PMTRX00011277	Purchases	REFUND CREDIT 11/17	Daniel, Lisa	\$192.42	
11/29/2017	348,151	PMTRX00011277	Purchases	REFUND CREDIT 11/17	Orr, Darryl	\$85.11	
11/29/2017	348,402	CMTRX00008234	Bank Transaction Entry	RCT000038098			\$40.20
12/1/2017	348,792	PMTRX00011296	Purchases	REFUND CREDIT 07/17.	Hissong, Michael	\$66.79	
12/4/2017	348,594	PMTRX00011290	Purchases	REFUND CREDIT 12/17	Ehrhardt, Janet	\$48.35	
12/5/2017	348,411	CMTRX00008236	Bank Transaction Entry	DAJ000038106			\$0.55
12/5/2017	348,604	PMTRX00011290	Purchases	REFUND CREDIT 12/17	Sakaki, Duke	\$9.17	
12/6/2017	348,599	PMTRX00011290	Purchases	REFUND CREDIT 12/17	Kubiak, Kevin	\$100.00	
12/7/2017	348,484	PMVVR00001350	Purchases	REFUND CREDIT 10/17	Matteoli, Sean		\$60.96
12/8/2017	348,938	PMTRX00011301	Purchases	REFUND CREDIT 12/17	Clay Smokey	\$325.64	
12/12/2017	348,714	PMTRX00011295	Purchases	REFUND CREDIT 12/17	Alford, Virgil	\$84.87	
12/12/2017	348,715	PMTRX00011295	Purchases	REFUND CREDIT 12/17	Allegree, Katherine	\$106.01	
12/12/2017	348,716	PMTRX00011295	Purchases	REFUND CREDIT 12/17	Armstrong, Lori	\$66.67	
12/12/2017	348,719	PMTRX00011295	Purchases	REFUND CREDIT 12/17	Auchter, James	\$117.28	
12/12/2017	348,727	PMTRX00011295	Purchases	REFUND CREDIT 12/17	Bunch, Edgar	\$126.65	
12/12/2017	348,728	PMTRX00011295	Purchases	REFUND CREDIT 12/17	Byrd, Brian	\$86.72	
12/12/2017	348,743	PMTRX00011295	Purchases	REFUND CREDIT 12/17	Cox, June	\$97.68	

12/12/2017	348,744	PMTRX00011295	Purchases	REFUND CREDIT 12/17	Davis, Joellen	\$53.11		
12/12/2017	348,745	PMTRX00011295	Purchases	REFUND CREDIT 12/17	Deatherage, Michelle	\$34.93		
12/12/2017	348,749	PMTRX00011295	Purchases	REFUND CREDIT 12/17	Drushal, Micah	\$83.16		
12/12/2017	348,750	PMTRX00011295	Purchases	REFUND CREDIT 12/17	Dugan, Emily	\$70.49		
12/12/2017	348,779	PMTRX00011295	Purchases	REFUND CREDIT 12/17	Evans, Deborah	\$32.91		
12/12/2017	348,780	PMTRX00011295	Purchases	REFUND CREDIT 12/17	Fein, Mark	\$4.36		
12/12/2017	348,781	PMTRX00011295	Purchases	REFUND CREDIT 12/17	Fenner, Patrick	\$62.43		
12/12/2017	348,782	PMTRX00011295	Purchases	REFUND CREDIT 12/17	Foegle, Paul	\$101.60		
12/12/2017	348,784	PMTRX00011296	Purchases	REFUND CREDIT 12/17	Gamble, Cody	\$30.93		
12/12/2017	348,785	PMTRX00011296	Purchases	REFUND CREDIT 12/17	Glutz, Shawn	\$103.24		
12/12/2017	348,786	PMTRX00011296	Purchases	REFUND CREDIT 12/17	Goldstein, Connie	\$71.40		
12/12/2017	348,787	PMTRX00011296	Purchases	REFUND CREDIT 12/17	Griffin Contracting & Restoration	\$89.33		
12/12/2017	348,791	PMTRX00011296	Purchases	REFUND CREDIT 12/17	Hassloch, Beth	\$14.44		
12/12/2017	348,822	PMTRX00011296	Purchases	REFUND CREDIT 12/17	Knowlton, Ford	\$52.19		
12/12/2017	348,849	PMTRX00011297	Purchases	REFUND CREDIT 12/17	Maddin, Tanya	\$38.50		
12/12/2017	348,851	PMTRX00011297	Purchases	REFUND CREDIT 12/17	Mays, Joshua	\$33.82		
12/12/2017	348,854	PMTRX00011297	Purchases	REFUND CREDIT 12/17	Miller, Erik	\$33.82		
12/12/2017	348,855	PMTRX00011297	Purchases	REFUND CREDIT 12/17	Miller, Rick	\$78.27		
12/12/2017	348,856	PMTRX00011297	Purchases	REFUND CREDIT 12/17	Montgomery, Shelby	\$125.85		
12/12/2017	348,857	PMTRX00011297	Purchases	REFUND CREDIT 12/17	Montgomery, Shelby	\$4.19		
12/12/2017	348,858	PMTRX00011297	Purchases	REFUND CREDIT 12/17	Moore, Melvin	\$0.35		
12/12/2017	348,859	PMTRX00011297	Purchases	REFUND CREDIT 12/17	Moore, Melvin	\$126.63		
12/12/2017	348,862	PMTRX00011297	Purchases	REFUND CREDIT 12/17	Noonchester, Judith	\$29.88		
12/12/2017	348,866	PMTRX00011297	Purchases	REFUND CREDIT 12/17	Paul, Jennifer	\$99.96		
12/12/2017	348,867	PMTRX00011297	Purchases	REFUND CREDIT 12/17	Pardo, Miguel	\$61.48		
12/12/2017	348,889	PMTRX00011299	Purchases	REFUND CREDIT 12/17	Sears, Joyce	\$64.01		
12/12/2017	348,890	PMTRX00011299	Purchases	REFUND CREDIT 12/17	Sharpshair, Melissa	\$40.04		
12/12/2017	348,891	PMTRX00011299	Purchases	REFUND CREDIT 12/17	Smith, Robert	\$24.88		
12/12/2017	348,892	PMTRX00011299	Purchases	REFUND CREDIT 12/17	Starnes, Christine	\$1.32		
12/12/2017	348,894	PMTRX00011299	Purchases	REFUND CREDIT 12/17	Taylor, William	\$96.73		
12/12/2017	348,896	PMTRX00011299	Purchases	REFUND CREDIT 12/17	Trenkamp, Holly	\$44.98		
12/12/2017	348,904	PMTRX00011299	Purchases	REFUND CREDIT 12/17	Verhoeven, Peiter	\$62.00		
12/12/2017	348,906	PMTRX00011299	Purchases	REFUND CREDIT 12/17	Voelker, Steve	\$74.77		
12/12/2017	348,909	PMTRX00011299	Purchases	REFUND CREDIT 12/17	Winkler, John	\$11.31		
12/13/2017	348,708	PMVVR00001351	Purchases	REFUND CREDIT 07/17	Hissong, Michael		\$66.79	
12/15/2017	348,955	PMTRX00011301	Purchases	SPGE REGISTR. 2018	Kentucky State Treasurer	\$500.00		
12/18/2017	349,235	PMTRX00011307	Purchases	REFUND CREDIT 12/17	Mayhaus, Colleen	\$126.27		
12/19/2017	349,130	GLTRX00045296					\$3,977.48	
12/19/2017	349,857	CMTRX00008264	Bank Transaction Entry	IAJ000038311			\$0.83	
12/19/2017	349,876	CMTRX00008265	Bank Transaction Entry	DAJ000038330		\$3,977.48		
12/20/2017	349,889	PMTRX00011323	Purchases	REFUND CREDIT 12/17	Herald Cory	\$144.42		
12/20/2017	349,909	PMTRX00011323	Purchases	REFUND CREDIT 12/17	Turner, Lance	\$1,014.61		
12/27/2017	349,905	PMTRX00011323	Purchases	REFUND CREDIT 12/17	Smeller, Casey	\$531.87		
12/30/2017	332,976	GLTRX00043225					\$0.52	
12/30/2017	332,977	GLTRX00043226				\$0.52		
12/31/2017	351,540	GLTRX00045639				\$411.35		
12/31/2017	351,541	GLTRX00045640				\$123.00		
12/31/2017	351,780	GLTRX00045653				\$53.11		
12/31/2017	351,810	GLTRX00045678				\$633.50		
System:	HISTORICAL DETAILED T 10/5/2018		10:45:50 AM	Page:	350	User Date:	10/5/2018	User ID: skampsen
N Ky Water District								
12/31/2017	351,921	GLTRX00045684				\$75.60		
12/31/2017	352,133	GLTRX00045715					\$6.67	
12/31/2017	352,134	GLTRX00045716					\$46.09	
12/31/2017	352,135	GLTRX00045717				\$46.09		
12/31/2017	352,136	GLTRX00045718				\$46.09		
12/31/2017	352,138	GLTRX00045720					\$492.00	
12/31/2017	352,144	GLTRX00045725				\$585.41		
Account:	675-8080-079		Totals:	Account:	675-8000-079	Net Change	Ending Balance	
Trx Date	Jrnl No.	Orig. Audit Trail	Description:	Arbitrage Rebate Penalty / Interest	Beginning Balance:	\$31,446.28	\$55,127.33	\$38,314.83
12/31/2017	352,193	GLTRX00045738	Distribution Reference	Orig. Master Number	\$0.00	\$0.00		\$6,868.55
					Orig. Master Name		Debit	Credit
							\$111,934.00	
					Net Change		Ending Balance	

Account:	699-3000-001	Orig. Audit Trail	Totals:	Account:	675-8080-079	\$111,934.00	\$111,934.00	\$111,934.00	\$0.00
Trx Date	Jrnl No.		Description:	Taxes Other Than Income Taxes (Fic:	Beginning Balance:	\$19,692.76			
			Distribution Reference	Orig. Master Number	Orig. Master Name			Debit	Credit
7/1/2017	341,374	GLREV00044313							\$626.39
7/31/2017	342,214	GLTRX00044407						\$2,564.39	
7/31/2017	342,214	GLTRX00044407						\$599.74	
7/31/2017	342,981	GLTRX00044506						\$1,043.58	
8/1/2017	342,981	GLREV00044506							\$1,043.58
8/31/2017	343,722	GLTRX00044594						\$2,475.99	
8/31/2017	343,722	GLTRX00044594						\$579.08	
8/31/2017	344,209	GLTRX00044666						\$1,349.81	
9/1/2017	344,209	GLREV00044666							\$1,349.81
9/28/2017	345,171	GLTRX00044803						\$3,155.85	
9/28/2017	345,171	GLTRX00044803						\$738.08	
9/30/2017	345,483	GLTRX00044863						\$751.96	
10/1/2017	345,483	GLREV00044863							\$751.96
10/26/2017	346,614	GLTRX00044984						\$2,421.69	
10/26/2017	346,614	GLTRX00044984						\$566.40	
10/31/2017	347,172	GLTRX00045067						\$1,083.33	
11/1/2017	347,172	GLREV00045067							\$1,083.33
11/30/2017	348,105	GLTRX00045167						\$2,603.25	
11/30/2017	348,105	GLTRX00045167						\$608.87	
11/30/2017	348,417	GLTRX00045233						\$1,703.14	
12/1/2017	348,417	GLREV00045233							\$1,703.14
12/29/2017	349,550	GLTRX00045354						\$3,635.62	
12/29/2017	349,550	GLTRX00045354						\$850.35	
12/29/2017	350,098	GLTRX00045444						\$1,101.43	
12/31/2017	350,715	GLTRX00045516						\$1,685.07	
			Totals:	Account:	699-3000-001	Net Change	Ending Balance	\$29,517.63	\$6,558.21
			Description:	Taxes Other Than Income Taxes(Fica	Beginning Balance:	\$22,959.42	\$42,652.18		
			Distribution Reference	Orig. Master Number	Orig. Master Name	\$4,722.99			

Account:	699-3000-002	Orig. Audit Trail	Totals:	Account:	699-3000-001	Net Change	Ending Balance	\$29,517.63	\$6,558.21
Trx Date	Jrnl No.		Description:	Taxes Other Than Income Taxes(Fica	Beginning Balance:	\$4,722.99			
			Distribution Reference	Orig. Master Number	Orig. Master Name			Debit	Credit
7/1/2017	341,374	GLREV00044313							\$171.87
7/31/2017	342,214	GLTRX00044407						\$633.38	
7/31/2017	342,214	GLTRX00044407						\$148.14	
7/31/2017	342,981	GLTRX00044506						\$287.12	
8/1/2017	342,981	GLREV00044506							\$287.12
8/31/2017	343,722	GLTRX00044594						\$624.29	
8/31/2017	343,722	GLTRX00044594						\$146.03	
8/31/2017	344,209	GLTRX00044666						\$293.02	
9/1/2017	344,209	GLREV00044666							\$293.02
9/28/2017	345,171	GLTRX00044803						\$695.68	
9/28/2017	345,171	GLTRX00044803						\$162.72	
9/30/2017	345,483	GLTRX00044863						\$183.92	
10/1/2017	345,483	GLREV00044863							\$183.92
10/26/2017	346,614	GLTRX00044984						\$596.94	
10/26/2017	346,614	GLTRX00044984						\$139.60	
10/31/2017	347,172	GLTRX00045067						\$262.75	
11/1/2017	347,172	GLREV00045067							\$262.75
11/30/2017	348,105	GLTRX00045167						\$600.65	
11/30/2017	348,105	GLTRX00045167						\$140.49	
11/30/2017	348,417	GLTRX00045233						\$397.07	
12/1/2017	348,417	GLREV00045233							\$397.07
12/29/2017	349,550	GLTRX00045354						\$839.44	
System:	HISTORICAL DETAILED T 10/5/2018		10:45:50 AM	Page:	351	User Date:	10/5/2018	User ID:	skampsen
N Ky Water District									
12/29/2017	349,550	GLTRX00045354						\$196.33	
12/29/2017	350,098	GLTRX00045444						\$109.30	
			Totals:	Account:	699-3000-002	Net Change	Ending Balance	\$6,456.87	\$1,595.75
			Description:	Taxes Other Than Income Taxes - Lal	Beginning Balance:	\$4,861.12	\$9,584.11		
			Distribution Reference	Orig. Master Number	Orig. Master Name	\$18,146.25			

Account:	699-3000-003	Orig. Audit Trail	Totals:	Account:	699-3000-002	Net Change	Ending Balance	\$6,456.87	\$1,595.75
Trx Date	Jrnl No.		Description:	Taxes Other Than Income Taxes - Lal	Beginning Balance:	\$4,861.12	\$9,584.11		
			Distribution Reference	Orig. Master Number	Orig. Master Name			Debit	Credit
7/1/2017	341,374	GLREV00044313							\$613.09
7/31/2017	342,214	GLTRX00044407						\$2,311.75	



8/31/2017	343,722	GLTRX00044594				\$2,252.60	
8/31/2017	343,722	GLTRX00044594				\$526.82	
8/31/2017	343,722	GLTRX00044594				\$1,952.85	
8/31/2017	343,722	GLTRX00044594				\$456.71	
8/31/2017	344,209	GLTRX00044666				\$1,058.90	
9/1/2017	344,209	GLREV00044666					\$1,058.90
9/28/2017	345,171	GLTRX00044803				\$895.98	
9/28/2017	345,171	GLTRX00044803				\$209.53	
9/28/2017	345,171	GLTRX00044803				\$1,887.43	
9/28/2017	345,171	GLTRX00044803				\$441.41	
9/30/2017	345,483	GLTRX00044863				\$719.00	
10/1/2017	345,483	GLREV00044863					\$719.00
10/26/2017	346,614	GLTRX00044984				\$1,156.68	
10/26/2017	346,614	GLTRX00044984				\$270.50	
10/26/2017	346,614	GLTRX00044984				\$1,216.50	
10/26/2017	346,614	GLTRX00044984				\$284.51	
10/31/2017	347,172	GLTRX00045067				\$1,027.61	
11/1/2017	347,172	GLREV00045067					\$1,027.61
11/30/2017	348,105	GLTRX00045167				\$1,069.80	
11/30/2017	348,105	GLTRX00045167				\$250.18	
11/30/2017	348,105	GLTRX00045167				\$1,201.84	
11/30/2017	348,105	GLTRX00045167				\$281.06	
11/30/2017	348,417	GLTRX00045233				\$2,738.77	
12/1/2017	348,417	GLREV00045233					\$2,738.77
12/29/2017	349,550	GLTRX00045354				\$2,715.37	
12/29/2017	349,550	GLTRX00045354				\$635.05	
12/29/2017	349,550	GLTRX00045354				\$1,576.14	
12/29/2017	349,550	GLTRX00045354				\$368.58	
12/29/2017	350,098	GLTRX00045444				\$642.62	
12/31/2017	350,715	GLTRX00045516				\$169.35	

Account:	699-4000-002		Totals:	Account:	699-4000-001	Net Change	Ending Balance		
Trx Date	Jrnl No.	Orig. Audit Trail	Description:	Taxes Other Than Income Taxes - TN	Beginning Balance:	\$23,221.31	\$46,280.82	\$31,123.37	\$7,902.06
			Distribution Reference		Orig. Master Number	\$13.09			
					Orig. Master Name			Debit	Credit

Account:	699-4000-020		Totals:	Account:	699-4000-002	Net Change	Ending Balance	*No transactions for this account*	
Trx Date	Jrnl No.	Orig. Audit Trail	Description:	Taxes Other Than Income Taxes - Ins	Beginning Balance:	\$0.00	\$13.09	\$0.00	\$0.00
			Distribution Reference		Orig. Master Number	\$8,564.93			
					Orig. Master Name			Debit	Credit

7/1/2017	341,374	GLREV00044313							\$260.39
7/31/2017	342,214	GLTRX00044407						\$1,018.65	
7/31/2017	342,214	GLTRX00044407						\$238.22	
7/31/2017	342,981	GLTRX00044506						\$394.37	
8/1/2017	342,981	GLREV00044506							\$394.37
8/31/2017	343,722	GLTRX00044594						\$1,013.23	
8/31/2017	343,722	GLTRX00044594						\$236.97	
8/31/2017	344,209	GLTRX00044666						\$536.17	
9/1/2017	344,209	GLREV00044666							\$536.17
9/28/2017	345,171	GLTRX00044803						\$1,438.60	
9/28/2017	345,171	GLTRX00044803						\$336.45	
9/30/2017	345,483	GLTRX00044863						\$427.11	
10/1/2017	345,483	GLREV00044863							\$427.11
10/26/2017	346,614	GLTRX00044984						\$1,308.05	
10/26/2017	346,614	GLTRX00044984						\$305.91	
10/31/2017	347,172	GLTRX00045067						\$529.12	
11/1/2017	347,172	GLREV00045067							\$529.12
11/30/2017	348,105	GLTRX00045167						\$1,206.92	
11/30/2017	348,105	GLTRX00045167						\$282.27	
11/30/2017	348,417	GLTRX00045233						\$812.57	
12/1/2017	348,417	GLREV00045233							\$812.57
12/29/2017	349,550	GLTRX00045354						\$1,740.42	
12/29/2017	349,550	GLTRX00045354						\$407.05	
12/29/2017	350,098	GLTRX00045444						\$461.23	

Net Change	Ending Balance
------------	----------------



System: HISTORICAL DETAILED T 10/5/2018			Totals:	Account:	699-4000-020	\$9,733.58	\$18,298.51	\$12,693.31	\$2,959.73
N Ky Water District			10:45:50 AM	Page:	353	User Date:	10/5/2018	User ID:	skampsen
Account:	699-4000-029		Description:	FICA - MPTP	Beginning Balance:	\$170.18			
Trx Date	Jrnl No.	Orig. Audit Trail	Distribution Reference		Orig. Master Number	Orig. Master Name		Debit	Credit
8/31/2017	344,209	GLTRX00044666						\$9.07	
9/1/2017	344,209	GLREV00044666							\$9.07
9/28/2017	345,171	GLTRX00044803						\$7.35	
9/28/2017	345,171	GLTRX00044803						\$1.72	
					Net Change		Ending Balance		
					\$9.07		\$179.25	\$18.14	\$9.07
Account:	699-5000-030		Description:	FICA Engineering	Beginning Balance:	\$37,312.74		Debit	Credit
Trx Date	Jrnl No.	Orig. Audit Trail	Distribution Reference		Orig. Master Number	Orig. Master Name			
7/1/2017	341,374	GLREV00044313							\$1,246.44
7/31/2017	342,214	GLTRX00044407						\$1,955.04	
7/31/2017	342,214	GLTRX00044407						\$457.23	
7/31/2017	342,214	GLTRX00044407						\$359.29	
7/31/2017	342,214	GLTRX00044407						\$84.03	
7/31/2017	342,214	GLTRX00044407						\$1,763.48	
7/31/2017	342,214	GLTRX00044407						\$412.40	
7/31/2017	342,214	GLTRX00044407						\$55.80	
7/31/2017	342,214	GLTRX00044407						\$13.03	
7/31/2017	342,214	GLTRX00044407						\$583.43	
7/31/2017	342,214	GLTRX00044407						\$136.43	
7/31/2017	342,981	GLTRX00044506						\$1,895.98	
8/1/2017	342,981	GLREV00044506							\$1,895.98
8/31/2017	343,722	GLTRX00044594						\$1,876.52	
8/31/2017	343,722	GLTRX00044594						\$438.86	
8/31/2017	343,722	GLTRX00044594						\$348.66	
8/31/2017	343,722	GLTRX00044594						\$81.56	
8/31/2017	343,722	GLTRX00044594						\$1,763.54	
8/31/2017	343,722	GLTRX00044594						\$412.42	
8/31/2017	343,722	GLTRX00044594						\$64.33	
8/31/2017	343,722	GLTRX00044594						\$15.02	
8/31/2017	343,722	GLTRX00044594						\$739.16	
8/31/2017	343,722	GLTRX00044594						\$172.85	
8/31/2017	344,209	GLTRX00044666						\$2,539.22	
9/1/2017	344,209	GLREV00044666							\$2,539.22
9/28/2017	345,171	GLTRX00044803						\$1,999.02	
9/28/2017	345,171	GLTRX00044803						\$467.54	
9/28/2017	345,171	GLTRX00044803						\$447.44	
9/28/2017	345,171	GLTRX00044803						\$104.65	
9/28/2017	345,171	GLTRX00044803						\$2,104.55	
9/28/2017	345,171	GLTRX00044803						\$492.19	
9/28/2017	345,171	GLTRX00044803						\$59.59	
9/28/2017	345,171	GLTRX00044803						\$13.93	
9/28/2017	345,171	GLTRX00044803						\$1,004.51	
9/28/2017	345,171	GLTRX00044803						\$234.88	
9/30/2017	345,483	GLTRX00044863						\$1,205.29	
10/1/2017	345,483	GLREV00044863							\$1,205.29
10/26/2017	346,614	GLTRX00044984						\$1,270.00	
10/26/2017	346,614	GLTRX00044984						\$297.03	
10/26/2017	346,614	GLTRX00044984						\$352.43	
10/26/2017	346,614	GLTRX00044984						\$82.44	
10/26/2017	346,614	GLTRX00044984						\$1,363.32	
10/26/2017	346,614	GLTRX00044984						\$318.84	
10/26/2017	346,614	GLTRX00044984						\$55.32	
10/26/2017	346,614	GLTRX00044984						\$12.93	
10/26/2017	346,614	GLTRX00044984						\$877.64	
10/26/2017	346,614	GLTRX00044984						\$205.24	
10/31/2017	347,172	GLTRX00045067						\$2,054.71	
11/1/2017	347,172	GLREV00045067							\$2,054.71
11/30/2017	348,105	GLTRX00045167						\$1,911.56	
11/30/2017	348,105	GLTRX00045167						\$447.05	



10/26/2017	346,614	GLTRX00044984				\$1,511.99	
10/26/2017	346,614	GLTRX00044984				\$353.61	
10/31/2017	347,172	GLTRX00045067				\$679.02	
11/1/2017	347,172	GLREV00045067					\$679.02
11/30/2017	348,105	GLTRX00045167				\$1,495.64	
11/30/2017	348,105	GLTRX00045167				\$349.80	
11/30/2017	348,417	GLTRX00045233				\$846.10	
12/1/2017	348,417	GLREV00045233					\$846.10
12/29/2017	349,550	GLTRX00045354				\$1,898.03	
12/29/2017	349,550	GLTRX00045354				\$443.91	
12/29/2017	350,098	GLTRX00045444				\$517.77	

Totals:	Account:	699-6000-025	Net Change	Ending Balance			
10:45:50 AM	Page:	355	\$11,186.31	\$20,240.11	\$14,698.27	\$3,511.96	
			User Date:	10/5/2018	User ID:	skampsen	

System: HISTORICAL DETAILED T 10/5/2018

N Ky Water District

Account: 699-6000-031

Description: Taxes Other Than Income Taxes - Di: Beginning Balance: \$57,599.09  
 Distribution Reference Orig. Master Number Orig. Master Name

Trx Date	Jrnl No.	Orig. Audit Trail	Distribution Reference	Orig. Master Number	Orig. Master Name	Debit	Credit
7/1/2017	341,374	GLREV00044313					\$2,004.09
7/31/2017	342,214	GLTRX00044407				\$159.16	
7/31/2017	342,214	GLTRX00044407				\$37.24	
7/31/2017	342,214	GLTRX00044407				\$6,742.02	
7/31/2017	342,214	GLTRX00044407				\$1,576.75	
7/31/2017	342,214	GLTRX00044407				\$259.80	
7/31/2017	342,214	GLTRX00044407				\$60.78	
7/31/2017	342,214	GLTRX00044407				\$122.46	
7/31/2017	342,214	GLTRX00044407				\$28.64	
7/31/2017	342,214	GLTRX00044407				\$297.28	
7/31/2017	342,214	GLTRX00044407				\$69.52	
7/31/2017	342,981	GLTRX00044506				\$3,071.19	
8/1/2017	342,981	GLREV00044506					\$3,071.19
8/31/2017	343,722	GLTRX00044594				\$159.54	
8/31/2017	343,722	GLTRX00044594				\$37.33	
8/31/2017	343,722	GLTRX00044594				\$6,621.80	
8/31/2017	343,722	GLTRX00044594				\$1,548.62	
8/31/2017	343,722	GLTRX00044594				\$104.51	
8/31/2017	343,722	GLTRX00044594				\$24.47	
8/31/2017	343,722	GLTRX00044594				\$219.84	
8/31/2017	343,722	GLTRX00044594				\$51.39	
8/31/2017	343,722	GLTRX00044594				\$297.28	
8/31/2017	343,722	GLTRX00044594				\$69.52	
8/31/2017	344,209	GLTRX00044666				\$3,937.30	
9/1/2017	344,209	GLREV00044666					\$3,937.30
9/28/2017	345,171	GLTRX00044803				\$199.33	
9/28/2017	345,171	GLTRX00044803				\$46.64	
9/28/2017	345,171	GLTRX00044803				\$7,751.52	
9/28/2017	345,171	GLTRX00044803				\$1,812.88	
9/28/2017	345,171	GLTRX00044803				\$244.06	
9/28/2017	345,171	GLTRX00044803				\$57.06	
9/28/2017	345,171	GLTRX00044803				\$269.29	
9/28/2017	345,171	GLTRX00044803				\$62.98	
9/28/2017	345,171	GLTRX00044803				\$471.70	
9/28/2017	345,171	GLTRX00044803				\$110.31	
9/30/2017	345,483	GLTRX00044863				\$2,371.66	
10/1/2017	345,483	GLREV00044863					\$2,371.66
10/26/2017	346,614	GLTRX00044984				\$4.97	
10/26/2017	346,614	GLTRX00044984				\$1.16	
10/26/2017	346,614	GLTRX00044984				\$160.70	
10/26/2017	346,614	GLTRX00044984				\$37.60	
10/26/2017	346,614	GLTRX00044984				\$6,625.19	
10/26/2017	346,614	GLTRX00044984				\$1,549.40	
10/26/2017	346,614	GLTRX00044984				\$169.19	
10/26/2017	346,614	GLTRX00044984				\$39.57	
10/26/2017	346,614	GLTRX00044984				\$198.52	
10/26/2017	346,614	GLTRX00044984				\$46.43	

10/26/2017	346,614	GLTRX00044984					\$697.68	
10/26/2017	346,614	GLTRX00044984					\$163.16	
10/31/2017	347,172	GLTRX00045067					\$3,187.19	
11/1/2017	347,172	GLREV00045067						\$3,187.19
11/30/2017	348,105	GLTRX00045167					\$159.16	
11/30/2017	348,105	GLTRX00045167					\$37.24	
11/30/2017	348,105	GLTRX00045167					\$6,205.92	
11/30/2017	348,105	GLTRX00045167					\$1,451.35	
11/30/2017	348,105	GLTRX00045167					\$56.66	
11/30/2017	348,105	GLTRX00045167					\$13.25	
11/30/2017	348,105	GLTRX00045167					\$312.46	
11/30/2017	348,105	GLTRX00045167					\$73.10	
11/30/2017	348,105	GLTRX00045167					\$697.68	
11/30/2017	348,105	GLTRX00045167					\$163.16	
11/30/2017	348,417	GLTRX00045233					\$4,991.42	
12/1/2017	348,417	GLREV00045233						\$4,991.42
12/29/2017	349,550	GLTRX00045354					\$239.70	
12/29/2017	349,550	GLTRX00045354					\$56.08	
12/29/2017	349,550	GLTRX00045354					\$9,844.96	
12/29/2017	349,550	GLTRX00045354					\$2,302.38	
12/29/2017	349,550	GLTRX00045354					\$105.00	
12/29/2017	349,550	GLTRX00045354					\$24.59	
12/29/2017	349,550	GLTRX00045354					\$289.93	
12/29/2017	349,550	GLTRX00045354					\$67.80	
System:	HISTORICAL DETAILED T 10/5/2018		10:45:50 AM	Page:	356	User Date:	10/5/2018	User ID: skampsen
N Ky Water District								
12/29/2017	349,550	GLTRX00045354					\$978.00	
12/29/2017	349,550	GLTRX00045354					\$228.72	
12/29/2017	350,098	GLTRX00045444					\$3,764.83	
12/31/2017	350,715	GLTRX00045516					\$541.08	

Account:		699-7000-050	Totals:	Account:	699-6000-031	Net Change	Ending Balance	
Trx Date		Jrnl No.	Description:	Taxes Other Than Income Taxes(FIC/ Beginning Balance:		\$64,816.25	\$122,415.34	\$84,379.10
		Orig. Audit Trail	Distribution Reference	Orig. Master Number		\$1,713.04		\$19,562.85
				Orig. Master Name			Debit	Credit

7/1/2017	341,374	GLREV00044313						\$56.79
7/31/2017	342,214	GLTRX00044407					\$214.76	
7/31/2017	342,214	GLTRX00044407					\$50.24	
7/31/2017	342,981	GLTRX00044506					\$85.18	
8/1/2017	342,981	GLREV00044506						\$85.18
8/31/2017	343,722	GLTRX00044594					\$214.76	
8/31/2017	343,722	GLTRX00044594					\$50.24	
8/31/2017	344,209	GLTRX00044666					\$113.57	
9/1/2017	344,209	GLREV00044666						\$113.57
9/22/2017	344,839	GLTRX00044769					\$53.69	
9/22/2017	344,839	GLTRX00044769					\$12.56	
9/28/2017	345,171	GLTRX00044803					\$214.76	
9/28/2017	345,171	GLTRX00044803					\$50.24	
9/30/2017	345,483	GLTRX00044863					\$66.25	
10/1/2017	345,483	GLREV00044863						\$66.25
10/26/2017	346,614	GLTRX00044984					\$214.76	
10/26/2017	346,614	GLTRX00044984					\$50.24	
10/31/2017	347,172	GLTRX00045067					\$94.64	
11/1/2017	347,172	GLREV00045067						\$94.64
11/30/2017	348,105	GLTRX00045167					\$214.76	
11/30/2017	348,105	GLTRX00045167					\$50.24	
11/30/2017	348,417	GLTRX00045233					\$113.57	
12/1/2017	348,417	GLREV00045233						\$113.57
12/29/2017	349,550	GLTRX00045354					\$287.58	
12/29/2017	349,550	GLTRX00045354					\$67.27	
12/29/2017	350,098	GLTRX00045444					\$77.88	

Account:		699-7000-051	Totals:	Account:	699-7000-050	Net Change	Ending Balance	
Trx Date		Jrnl No.	Description:	Taxes Other Than Income Taxes(FIC/ Beginning Balance:		\$1,767.19	\$3,480.23	\$2,297.19
		Orig. Audit Trail	Distribution Reference	Orig. Master Number		\$16,118.34		\$530.00
				Orig. Master Name			Debit	Credit

7/1/2017	341,374	GLREV00044313								
7/31/2017	342,214	GLTRX00044407						\$1,940.82		\$476.30
7/31/2017	342,214	GLTRX00044407						\$453.95		
7/31/2017	342,981	GLTRX00044506						\$874.48		
8/1/2017	342,981	GLREV00044506								\$874.48
8/31/2017	343,722	GLTRX00044594						\$2,124.25		
8/31/2017	343,722	GLTRX00044594						\$496.85		
8/31/2017	344,209	GLTRX00044666						\$1,110.05		
9/1/2017	344,209	GLREV00044666								\$1,110.05
9/28/2017	345,171	GLTRX00044803						\$2,571.06		
9/28/2017	345,171	GLTRX00044803						\$601.38		
9/30/2017	345,483	GLTRX00044863						\$624.08		
10/1/2017	345,483	GLREV00044863								\$624.08
10/26/2017	346,614	GLTRX00044984						\$2,023.19		
10/26/2017	346,614	GLTRX00044984						\$473.22		
10/31/2017	347,172	GLTRX00045067						\$896.01		
11/1/2017	347,172	GLREV00045067								\$896.01
11/30/2017	348,105	GLTRX00045167						\$2,046.76		
11/30/2017	348,105	GLTRX00045167						\$478.72		
11/30/2017	348,417	GLTRX00045233						\$1,275.31		
12/1/2017	348,417	GLREV00045233								\$1,275.31
12/29/2017	349,550	GLTRX00045354						\$2,797.66		
12/29/2017	349,550	GLTRX00045354						\$654.35		
12/29/2017	350,098	GLTRX00045444						\$833.71		
12/31/2017	350,715	GLTRX00045516						\$62.46		

Account:	699-7000-052	Orig. Audit Trail	Totals:	Account:	699-7000-051	Net Change	Ending Balance			
Trx Date	Jrnl No.		Description:	Taxes Other Than Income Tax(FICA)	Beginning Balance:	\$17,082.08	\$33,200.42	\$22,338.31	\$5,256.23	
System:	HISTORICAL DETAILED T	10/5/2018	Distribution Reference	Page:	357	\$19,219.57				
			10:45:50 AM			Orig. Master Name	10/5/2018	Debit	Credit	
						User Date:		User ID:	skampsen	

N Ky Water District										
7/1/2017	341,374	GLREV00044313								\$679.22
7/31/2017	342,214	GLTRX00044407						\$2,288.68		
7/31/2017	342,214	GLTRX00044407						\$535.22		
7/31/2017	342,981	GLTRX00044506						\$860.22		
8/1/2017	342,981	GLREV00044506								\$860.22
8/31/2017	343,722	GLTRX00044594						\$2,186.97		
8/31/2017	343,722	GLTRX00044594						\$511.43		
8/31/2017	344,209	GLTRX00044666						\$1,172.43		
9/1/2017	344,209	GLREV00044666								\$1,172.43
9/28/2017	345,171	GLTRX00044803						\$2,752.08		
9/28/2017	345,171	GLTRX00044803						\$643.63		
9/30/2017	345,483	GLTRX00044863						\$686.95		
10/1/2017	345,483	GLREV00044863								\$686.95
10/26/2017	346,614	GLTRX00044984						\$2,206.11		
10/26/2017	346,614	GLTRX00044984						\$515.94		
10/31/2017	347,172	GLTRX00045067						\$969.43		
11/1/2017	347,172	GLREV00045067								\$969.43
11/30/2017	348,105	GLTRX00045167						\$2,200.78		
11/30/2017	348,105	GLTRX00045167						\$514.67		
11/30/2017	348,417	GLTRX00045233						\$1,267.17		
12/1/2017	348,417	GLREV00045233								\$1,267.17
12/29/2017	349,550	GLTRX00045354						\$2,776.35		
12/29/2017	349,550	GLTRX00045354						\$649.28		
12/29/2017	350,098	GLTRX00045444						\$736.87		

Account:	699-7000-056	Orig. Audit Trail	Totals:	Account:	699-7000-052	Net Change	Ending Balance			
Trx Date	Jrnl No.		Description:	FICA - Meter Shop	Beginning Balance:	\$17,838.79	\$37,058.36	\$23,474.21	\$5,635.42	
7/1/2017	341,374	GLREV00044313	Distribution Reference		Orig. Master Number	\$9,378.98				
7/31/2017	342,214	GLTRX00044407				Orig. Master Name		Debit	Credit	
7/31/2017	342,214	GLTRX00044407						\$1,272.27	\$335.73	
7/31/2017	342,981	GLTRX00044506						\$297.52		
8/1/2017	342,981	GLREV00044506						\$508.08		\$508.08

8/31/2017	343,722	GLTRX00044594				\$1,323.49		
8/31/2017	343,722	GLTRX00044594				\$309.49		
8/31/2017	344,209	GLTRX00044666				\$691.58		
9/1/2017	344,209	GLREV00044666						\$691.58
9/22/2017	344,839	GLTRX00044769						\$53.69
9/22/2017	344,839	GLTRX00044769						\$12.56
9/28/2017	345,171	GLTRX00044803				\$1,696.48		
9/28/2017	345,171	GLTRX00044803				\$396.73		
9/30/2017	345,483	GLTRX00044863				\$436.30		
10/1/2017	345,483	GLREV00044863						\$436.30
10/26/2017	346,614	GLTRX00044984				\$1,313.25		
10/26/2017	346,614	GLTRX00044984				\$307.12		
10/31/2017	347,172	GLTRX00045067				\$581.59		
11/1/2017	347,172	GLREV00045067						\$581.59
11/30/2017	348,105	GLTRX00045167				\$1,317.02		
11/30/2017	348,105	GLTRX00045167				\$308.00		
11/30/2017	348,417	GLTRX00045233				\$750.52		
12/1/2017	348,417	GLREV00045233						\$750.52
12/29/2017	349,550	GLTRX00045354				\$1,826.25		
12/29/2017	349,550	GLTRX00045354				\$427.09		
12/29/2017	350,098	GLTRX00045444				\$545.25		

Account:	699-8000-072	Totals:	Account:	699-7000-056	Net Change	Ending Balance		
Trx Date	Jrnl No.	Description:	Taxes Other Than Income Taxes(FIC/	Beginning Balance:	\$10,937.98	\$20,316.96	\$14,308.03	\$3,370.05
7/1/2017	341,374	Distribution Reference	Orig. Master Number	Orig. Master Name	\$11,545.16			

7/1/2017	341,374	GLREV00044313						
7/31/2017	342,214	GLTRX00044407				\$220.11		
7/31/2017	342,214	GLTRX00044407				\$376.84		
7/31/2017	342,981	GLTRX00044506				\$185.23		
8/1/2017	342,981	GLREV00044506						\$185.23
8/31/2017	343,722	GLTRX00044594				\$219.02		
8/31/2017	343,722	GLTRX00044594				\$375.73		
8/31/2017	344,209	GLTRX00044666				\$226.55		
9/1/2017	344,209	GLREV00044666						\$226.55
9/28/2017	345,171	GLTRX00044803				\$271.45		
9/28/2017	345,171	GLTRX00044803				\$441.66		

System: HISTORICAL DETAILED T 10/5/2018 10:45:50 AM Page: 358 User Date: 10/5/2018 User ID: skampsen

9/30/2017	345,483	GLTRX00044863				\$143.23		
10/1/2017	345,483	GLREV00044863						\$143.23
10/26/2017	346,614	GLTRX00044984				\$218.47		
10/26/2017	346,614	GLTRX00044984				\$373.10		
10/31/2017	347,172	GLTRX00045067				\$204.61		
11/1/2017	347,172	GLREV00045067						\$204.61
11/30/2017	348,105	GLTRX00045167				\$225.04		
11/30/2017	348,105	GLTRX00045167				\$374.63		
11/30/2017	348,417	GLTRX00045233				\$300.11		
12/1/2017	348,417	GLREV00045233						\$300.11
12/29/2017	349,550	GLTRX00045354				\$272.00		
12/29/2017	349,550	GLTRX00045354				\$537.58		
12/29/2017	350,098	GLTRX00045444				\$538.96		
12/31/2017	352,144	GLTRX00045725				\$2,547.68		

Account:	699-8000-074	Totals:	Account:	699-8000-072	Net Change	Ending Balance		
Trx Date	Jrnl No.	Description:	Taxes Other Than Income Taxes(FIC/	Beginning Balance:	\$6,868.78	\$18,413.94	\$8,052.00	\$1,183.22
7/1/2017	341,374	Distribution Reference	Orig. Master Number	Orig. Master Name	\$13,854.72			

7/1/2017	341,374	GLREV00044313						
7/31/2017	342,214	GLTRX00044407				\$1,626.21		
7/31/2017	342,214	GLTRX00044407				\$380.35		
7/31/2017	342,981	GLTRX00044506				\$492.29		
8/1/2017	342,981	GLREV00044506						\$492.29
8/31/2017	343,722	GLTRX00044594				\$1,352.77		
8/31/2017	343,722	GLTRX00044594				\$316.40		
8/31/2017	344,209	GLTRX00044666				\$919.26		



11/30/2017	348,105	GLTRX00045167						\$702.68	
11/30/2017	348,417	GLTRX00045233						\$2,036.31	
12/1/2017	348,417	GLREV00045233							\$2,036.31
12/29/2017	349,550	GLTRX00045354						\$4,252.86	
12/29/2017	349,550	GLTRX00045354						\$994.62	
12/29/2017	350,098	GLTRX00045444						\$1,050.23	
12/31/2017	350,715	GLTRX00045516						\$140.45	
Totals:			Account:	699-8000-078	Net Change	Ending Balance			
Account:	699-9000-000		Description:	Pension Expense	\$24,324.78	\$45,385.18	\$31,908.24	\$7,583.46	
Trx Date	Jrnl No.	Orig. Audit Trail	Distribution Reference	Beginning Balance:	\$0.00		Debit	Credit	
12/31/2017	357,027	GLTRX00046316		Orig. Master Number				\$13,522,714.00	
12/31/2017	357,028	GLTRX00046317		Orig. Master Name			\$16,030,307.00		
12/31/2017	357,029	GLTRX00046318						\$559,051.00	
Totals:			Account:	699-9000-000	Net Change	Ending Balance			
Accounts	Beginning Balance	Net Change	Ending Balance	Debit	\$1,948,542.00	\$1,948,542.00	\$16,030,307.00	\$14,081,765.00	
Grand Totals:	700	(\$11,166,094.40)	\$11,166,094.40	\$0.00	\$221,009,734.03	\$209,843,639.63			



System: DETAILED TRIAL B 9/24/2018 12:01:21 PM Page: 1 User Date: 9/24/2018 User ID: [REDACTED]  
 N Ky Water District  
 General Ledger

Ranges: From: To: Date: 1/1/2018 6/30/2018 Subtotal By: No Subtotals Include: Posting  
 Account: 101-0000-000 999-9999-999 Sorted By: Account

Account:	108-0000-000	Description:	Accumulated Depreciation	Beginning Balance:	(\$147,753,393.10)			
Trx Date	Jrnl No.	Orig. Audit Trail	Distribution Reference	Orig. Master Number	Orig. Master Name	Debit	Credit	
1/31/2018	351,121	GLTRX00045550					\$940,000.00	
2/26/2018	352,504	GLTRX00045758					\$940,000.00	
3/29/2018	354,147	GLTRX00045966					\$970,000.00	
4/30/2018	355,337	GLTRX00046105					\$970,000.00	
5/31/2018	356,804	GLTRX00046258					\$970,000.00	
6/30/2018	358,192	GLTRX00046429					\$970,000.00	
6/30/2018	358,900	GLTRX00046564				\$186,524.03		
6/30/2018	358,901	GLTRX00046564				\$68,779.62		
6/30/2018	358,902	GLTRX00046564				\$73,681.31		
6/30/2018	358,903	GLTRX00046564				\$11,075.43		
6/30/2018	359,208	GLTRX00046624				\$100,806.91		
6/30/2018	359,257	GLTRX00046625						\$100,806.91
6/30/2018	359,261	GLTRX00046626						\$100,806.91
6/30/2018	359,341	GLTRX00046633						\$265.20
6/30/2018	360,683	GLTRX00046819						\$55,953.72

Account:	114-0000-000	Description:	Utility Plant Acq. Adj.	108-0000-000	Net Change	Ending Balance	\$496,821.02	\$5,961,879.02
Trx Date	Jrnl No.	Orig. Audit Trail	Distribution Reference	Beginning Balance:	(\$5,465,058.00)	(\$153,218,451.10)	Debit	Credit
				Orig. Master Number	\$545,925.08			

Account:	114-0001-000	Description:	Acquisition Adjustment - Newport	114-0000-000	Net Change	Ending Balance	*No transactions for this account*	
Trx Date	Jrnl No.	Orig. Audit Trail	Distribution Reference	Beginning Balance:	\$0.00	\$545,925.08	\$0.00	\$0.00
				Orig. Master Number	\$4,970,211.27			

Account:	116-0000-000	Description:	AMORT. Utility Plant Acq. Adj.	114-0001-000	Net Change	Ending Balance	*No transactions for this account*	
Trx Date	Jrnl No.	Orig. Audit Trail	Distribution Reference	Beginning Balance:	\$0.00	\$4,970,211.27	\$0.00	\$0.00
				Orig. Master Number	(\$545,925.08)			

Account:	116-0001-000	Description:	Amot Acq Adj - Newport	116-0000-000	Net Change	Ending Balance	*No transactions for this account*	
Trx Date	Jrnl No.	Orig. Audit Trail	Distribution Reference	Beginning Balance:	\$0.00	(\$545,925.08)	\$0.00	\$0.00
1/31/2018	351,122	GLTRX00045551		Orig. Master Number	(\$3,115,060.17)			
2/26/2018	352,505	GLTRX00045759						\$16,760.00
3/29/2018	354,146	GLTRX00045965						\$16,760.00
4/30/2018	355,338	GLTRX00046106						\$16,760.00
5/31/2018	356,805	GLTRX00046259						\$16,760.00
6/30/2018	358,193	GLTRX00046430						\$16,760.00

Account:	131-0001-000	Description:	Cash - O & M Reserve	116-0001-000	Net Change	Ending Balance	\$0.00	\$100,560.00
Trx Date	Jrnl No.	Orig. Audit Trail	Distribution Reference	Beginning Balance:	(\$100,560.00)	(\$3,215,620.17)	Debit	Credit
1/31/2018	351,492	GLTRX00045616		Orig. Master Number	\$3,631,500.36		\$5,375.80	
1/31/2018	351,493	GLTRX00045616					\$250,000.00	
1/31/2018	351,494	GLTRX00045616					\$1,013.98	
1/31/2018	351,496	GLTRX00045618						\$1,998.50
1/31/2018	351,496	GLTRX00045618				\$3,184.56		
2/28/2018	352,932	GLTRX00045828				\$3,988.26		







1/2/2018	349,660	PMCHK00006963	Cash	92744	Grainger	\$515.96		
1/2/2018	349,661	PMCHK00006963	Cash	92745	Greater Comfort Heating & Air	\$913.92		
1/2/2018	349,662	PMCHK00006963	Cash	92746	Hall Contracting of Ky Inc.	\$320.79		
1/2/2018	349,663	PMCHK00006963	Cash	92747	Harper Oil Products Inc	\$4,009.03		
1/2/2018	349,664	PMCHK00006963	Cash	92748	Henn Plumbing Inc.	\$367.60		
1/2/2018	349,665	PMCHK00006963	Cash	92749	Hoffman, Jeremy	\$79.88		
1/2/2018	349,666	PMCHK00006963	Cash	92750	Humana Dental Ins. Co.	\$1,073.10		
1/2/2018	349,667	PMCHK00006963	Cash	92751	Ideal Supplies Inc	\$120.00		
1/2/2018	349,668	PMCHK00006963	Cash	92752	Joshua One LLC	\$200.79		
1/2/2018	349,669	PMCHK00006963	Cash	92753	KOI Enterprises, Inc	\$262.30		
1/2/2018	349,670	PMCHK00006963	Cash	92754	Leak Eliminators	\$111.98		
1/2/2018	349,671	PMCHK00006963	Cash	92755	Len Riegler Blacktop, Inc.	\$37.09		
1/2/2018	349,672	PMCHK00006963	Cash	92756	Lykins Oil Company	\$2,533.06		
1/2/2018	349,673	PMCHK00006963	Cash	92757	Miller Pipeline	\$947.74		
1/2/2018	349,674	PMCHK00006963	Cash	92758	Minuteman/Design Press	\$132.00		
1/2/2018	349,675	PMCHK00006963	Cash	92759	Moor, Johnathan	\$1,921.95		
1/2/2018	349,676	PMCHK00006963	Cash	92760	OFFICETEAM, Specialized Admin. Staffing	\$4,913.94		
1/2/2018	349,677	PMCHK00006963	Cash	92761	Owen Electric Cooperative Inc	\$93.12		
1/2/2018	349,678	PMCHK00006963	Cash	92762	Pacific Interpreters	\$13.05		
1/2/2018	349,679	PMCHK00006963	Cash	92763	Pitney Bowes Inc.	\$765.12		
1/2/2018	349,680	PMCHK00006963	Cash	92764	Pitney Bowes Inc.	\$3,000.00		
1/2/2018	349,681	PMCHK00006963	Cash	92765	Postmaster Covington Ky	\$910.00		
1/2/2018	349,682	PMCHK00006963	Cash	92766	Pratt, Co Henry	\$332.43		
1/2/2018	349,683	PMCHK00006963	Cash	92767	Pridestaff Financial	\$1,360.00		
1/2/2018	349,684	PMCHK00006963	Cash	92768	Rawdon Myers Inc	\$2,130.00		
1/2/2018	349,685	PMCHK00006963	Cash	92769	Red Wing Shoes	\$169.99		
System:	DETAILED TRIAL B 9/24/2018	12:01:21 PM	Page:	5	User Date:	9/24/2018	User ID:	skampsen
N Ky Water District								
1/2/2018	349,686	PMCHK00006963	Cash	92770	Sanitation District No. 1	\$444.53		
1/2/2018	349,687	PMCHK00006963	Cash	92771	Security Fence Group, Inc.	\$1,320.00		
1/2/2018	349,688	PMCHK00006963	Cash	92772	Sigma-Aldrich Inc	\$1,302.99		
1/2/2018	349,689	PMCHK00006963	Cash	92773	Staples Advantage	\$54.00		
1/2/2018	349,690	PMCHK00006963	Cash	92774	St. Elizabeth Business Health	\$779.00		
1/2/2018	349,691	PMCHK00006963	Cash	92775	Temco Inc.	\$164.26		
1/2/2018	349,692	PMCHK00006963	Cash	92776	Trane U.S., Inc.	\$939.00		
1/2/2018	349,693	PMCHK00006963	Cash	92777	TWC Concrete	\$117.97		
1/2/2018	349,694	PMCHK00006963	Cash	92778	Unistrut Cincinnati	\$748.10		
1/2/2018	349,695	PMCHK00006963	Cash	92779	USALCO	\$5,878.76		
1/2/2018	349,696	PMCHK00006963	Cash	92780	US Bank Equipment Finance	\$79.50		
1/2/2018	349,697	PMCHK00006963	Cash	92781	Viking Supply, Inc	\$500.05		
1/2/2018	349,698	PMCHK00006963	Cash	92782	Waste Resource Management Inc.	\$3,549.76		
1/2/2018	349,699	PMCHK00006963	Cash	92783	Wildman Corporate Apparel	\$282.88		
1/2/2018	350,013	PMVPY00001044	Cash	92726	Blevins, Ronald	\$50.00		
1/2/2018	350,390	CMTRX00008267	Bank Transaction Entry	RCT000038333		\$78,616.90		
1/2/2018	350,391	CMTRX00008267	Bank Transaction Entry	RCT000038334		\$48,398.32		
1/2/2018	350,392	CMTRX00008267	Bank Transaction Entry	RCT000038335		\$2,876.28		
1/2/2018	350,393	CMTRX00008267	Bank Transaction Entry	RCT000038336		\$27,601.45		
1/2/2018	350,394	CMTRX00008267	Bank Transaction Entry	RCT000038337		\$2,791.07		
1/2/2018	350,395	CMTRX00008267	Bank Transaction Entry	RCT000038338		\$144,063.75		
1/2/2018	350,396	CMTRX00008267	Bank Transaction Entry	RCT000038339		\$2,002.44		
1/2/2018	351,431	CMTRX00008292	Bank Transaction Entry	DAJ000038512		\$449.01		
1/3/2018	350,397	CMTRX00008268	Bank Transaction Entry	RCT000038340		\$21,971.51		
1/3/2018	350,398	CMTRX00008268	Bank Transaction Entry	RCT000038341		\$18,265.45		
1/3/2018	350,399	CMTRX00008268	Bank Transaction Entry	RCT000038342		\$1,921.03		
1/3/2018	350,400	CMTRX00008268	Bank Transaction Entry	RCT000038343		\$12,182.32		
1/3/2018	350,401	CMTRX00008268	Bank Transaction Entry	RCT000038344		\$3,229.02		
1/3/2018	350,402	CMTRX00008268	Bank Transaction Entry	RCT000038345		\$161,115.19		
1/3/2018	350,403	CMTRX00008268	Bank Transaction Entry	RCT000038346		\$764.07		
1/3/2018	350,404	CMTRX00008268	Bank Transaction Entry	RCT000038347		\$2,805.96		

1/4/2018	349,727	PMCHK00006964	Cash	92784	Kentucky State Treasurer	\$5,771.20
1/4/2018	349,728	CMTRX00008263	Bank Transaction Entry	DAJ000038304		\$183,548.77
1/4/2018	349,757	PMCHK00006965	Cash	92785	United Way of Greater Cinti	\$1,387.79
1/4/2018	349,758	PMCHK00006965	Cash	92786	Kentucky League of Cities	\$1,856.23
1/4/2018	350,406	CMTRX00008269	Bank Transaction Entry	RCT000038348		\$32,745.96
1/4/2018	350,407	CMTRX00008269	Bank Transaction Entry	RCT000038349		\$18,122.93
1/4/2018	350,408	CMTRX00008269	Bank Transaction Entry	RCT000038350		\$617.56
1/4/2018	350,409	CMTRX00008269	Bank Transaction Entry	RCT000038351		\$13,741.39
1/4/2018	350,410	CMTRX00008269	Bank Transaction Entry	RCT000038352		\$3,720.96
1/4/2018	350,411	CMTRX00008269	Bank Transaction Entry	RCT000038353		\$462,987.81
1/4/2018	350,412	CMTRX00008269	Bank Transaction Entry	RCT000038354		\$3,788.49
1/4/2018	350,413	CMTRX00008269	Bank Transaction Entry	RCT000038355		\$4,945.81
1/5/2018	350,414	CMTRX00008270	Bank Transaction Entry	RCT000038356		\$24,468.34
1/5/2018	350,415	CMTRX00008270	Bank Transaction Entry	RCT000038357		\$33,936.68
1/5/2018	350,416	CMTRX00008270	Bank Transaction Entry	RCT000038358		\$1,415.82
1/5/2018	350,417	CMTRX00008270	Bank Transaction Entry	RCT000038359		\$11,258.59
1/5/2018	350,418	CMTRX00008270	Bank Transaction Entry	RCT000038360		\$3,211.61
1/5/2018	350,419	CMTRX00008270	Bank Transaction Entry	RCT000038361		\$187,414.49
1/5/2018	350,420	CMTRX00008270	Bank Transaction Entry	RCT000038362		\$26,934.75
1/5/2018	350,421	CMTRX00008270	Bank Transaction Entry	RCT000038363		\$25,549.72
1/5/2018	351,436	CMTRX00008292	Bank Transaction Entry	DAJ000038517		\$161,650.00
1/8/2018	349,923	PMCHK00006966	Cash	92787	Abraxis, LLC	\$1,903.00
1/8/2018	349,924	PMCHK00006966	Cash	92788	Advanced Utility Systems	\$117,374.09
1/8/2018	349,925	PMCHK00006966	Cash	92789	Arts Rental Equipment & Supply	\$178.99
1/8/2018	349,926	PMCHK00006966	Cash	92790	Badger Meter, Inc	\$78.00
1/8/2018	349,927	PMCHK00006966	Cash	92791	Battery Neighbor LLC	\$406.32
1/8/2018	349,928	PMCHK00006966	Cash	92792	Blue Chip Express & Courier Service	\$210.00
1/8/2018	349,929	PMCHK00006966	Cash	92793	Calloway Cleaning & Restoration	\$12,649.12
1/8/2018	349,930	PMCHK00006966	Cash	92794	CDW Government Inc.	\$1,816.14
1/8/2018	349,931	PMCHK00006966	Cash	92795	Cincinnati Bell	\$1,688.84
1/8/2018	349,932	PMCHK00006966	Cash	92796	City of Cold Spring	\$486.00
1/8/2018	349,933	PMCHK00006966	Cash	92797	Clean Harbors Env. Services	\$1,717.50
1/8/2018	349,934	PMCHK00006966	Cash	92798	Cottingham True Value	\$580.68
1/8/2018	349,935	PMCHK00006966	Cash	92799	Crescent Springs Hardware	\$10.15
1/8/2018	349,936	PMCHK00006966	Cash	92800	Dove Data Products, Inc.	\$505.00
1/8/2018	349,937	PMCHK00006966	Cash	92801	Duke Energy	\$13,035.99
1/8/2018	349,938	PMCHK00006966	Cash	92802	E & H Integrated Systems	\$513.75
1/8/2018	349,939	PMCHK00006966	Cash	92803	Eckstein Roofing Co.	\$13,400.00
1/8/2018	349,940	PMCHK00006966	Cash	92804	EMD Millipore Corp	\$902.00
1/8/2018	349,941	PMCHK00006966	Cash	92805	Environmental Laboratories, Inc.	\$75.00
1/8/2018	349,942	PMCHK00006966	Cash	92806	EST Analytical	\$55.31
1/8/2018	349,943	PMCHK00006966	Cash	92807	Fastenal Company	\$14.32
1/8/2018	349,944	PMCHK00006966	Cash	92808	Fisher Scientific	\$1,330.42
System:	DETAILED TRIAL B 9/24/2018	12:01:21 PM	Page:	6	User Date:	9/24/2018
					User ID:	skampsen
N Ky Water District						
1/8/2018	349,945	PMCHK00006966	Cash	92809	Georges Truck Center Inc	\$223.40
1/8/2018	349,946	PMCHK00006966	Cash	92810	Greko Supply Company	\$44.00
1/8/2018	349,947	PMCHK00006966	Cash	92811	Hach Company	\$2,506.85
1/8/2018	349,948	PMCHK00006966	Cash	92812	Herald Cory	\$144.42
1/8/2018	349,949	PMCHK00006966	Cash	92813	Ideal Supplies Inc	\$2,864.25
1/8/2018	349,950	PMCHK00006966	Cash	92814	IDEXX Distribution, Inc.	\$3,499.37
1/8/2018	349,951	PMCHK00006966	Cash	92815	Janell Inc.	\$34.60
1/8/2018	349,952	PMCHK00006966	Cash	92816	Johnson Electric Supply Co., The	\$70.22
1/8/2018	349,953	PMCHK00006966	Cash	92817	Kemper Inc Richard G	\$13.99
1/8/2018	349,954	PMCHK00006966	Cash	92818	Kemira Water Solutions, Inc.	\$5,210.63
1/8/2018	349,955	PMCHK00006966	Cash	92819	Kens Crescent Springs Service	\$55.00
1/8/2018	349,956	PMCHK00006966	Cash	92820	Klingenbergs - Covington	\$21.99
1/8/2018	349,957	PMCHK00006966	Cash	92821	Len Riegler Blacktop, Inc.	\$4,217.40
1/8/2018	349,958	PMCHK00006966	Cash	92822	Literature Fulfillment Services	\$18,839.63

1/8/2018	349,959	PMCHK00006966	Cash	92823	Lowe's	\$1,050.38
1/8/2018	349,960	PMCHK00006966	Cash	92824	Matheson Tri-Gas, Inc.	\$208.73
1/8/2018	349,961	PMCHK00006966	Cash	92825	McGrath William D	\$12.31
1/8/2018	349,962	PMCHK00006966	Cash	92826	Medert Colleen	\$28.39
1/8/2018	349,963	PMCHK00006966	Cash	92827	Murphy Tractor & Equipment Co.	\$175.50
1/8/2018	349,964	PMCHK00006966	Cash	92828	Next Gen Cabling, Inc.	\$777.11
1/8/2018	349,965	PMCHK00006966	Cash	92829	Overhead Door Co of Northern KY	\$358.00
1/8/2018	349,966	PMCHK00006966	Cash	92830	Ovivo USA, LLC	\$620.37
1/8/2018	349,967	PMCHK00006966	Cash	92831	Owen Electric Cooperative Inc	\$228.61
1/8/2018	349,968	PMCHK00006966	Cash	92832	Phenova	\$863.54
1/8/2018	349,969	PMCHK00006966	Cash	92833	Mary C.Wagner / Petty Cash	\$287.36
1/8/2018	349,970	PMCHK00006966	Cash	92834	Res/Comm Security Systems Inc.	\$306.00
1/8/2018	349,971	PMCHK00006966	Cash	92835	Restek Corporation	\$1,327.84
1/8/2018	349,972	PMCHK00006966	Cash	92836	R & M Welding Products Inc	\$32.50
1/8/2018	349,973	PMCHK00006966	Cash	92837	RNK Environmental Inc	\$715.00
1/8/2018	349,974	PMCHK00006966	Cash	92838	RUMPKE	\$120.00
1/8/2018	349,975	PMCHK00006966	Cash	92839	Sanitation District No. 1	\$2,051.66
1/8/2018	349,976	PMCHK00006966	Cash	92840	Sanitation District No. 1	\$328.10
1/8/2018	349,977	PMCHK00006966	Cash	92841	Security Fence Group, Inc.	\$1,090.00
1/8/2018	349,978	PMCHK00006966	Cash	92842	Smeller, Casey	\$531.87
1/8/2018	349,979	PMCHK00006966	Cash	92843	Southeastern Equipment Co Inc	\$1,031.57
1/8/2018	349,980	PMCHK00006966	Cash	92844	Southern States	\$19.95
1/8/2018	349,981	PMCHK00006966	Cash	92845	Staples Advantage	\$50.34
1/8/2018	349,982	PMCHK00006966	Cash	92846	Temco Inc.	\$514.71
1/8/2018	349,983	PMCHK00006966	Cash	92847	The Thaman Rubber Co.	\$976.00
1/8/2018	349,984	PMCHK00006966	Cash	92848	Thermo Electron NA LLC	\$29.20
1/8/2018	349,985	PMCHK00006966	Cash	92849	Time Warner Cable	\$248.18
1/8/2018	349,986	PMCHK00006966	Cash	92850	Turner, Lance	\$1,014.61
1/8/2018	349,987	PMCHK00006966	Cash	92851	Univar USA Inc.	\$8,873.14
1/8/2018	349,988	PMCHK00006966	Cash	92852	United Healthcare Insurance	\$5.68
1/8/2018	349,989	PMCHK00006966	Cash	92853	United Window Cleaning Co., Inc.	\$40.00
1/8/2018	349,990	PMCHK00006966	Cash	92854	USA Bluebook	\$1,961.61
1/8/2018	349,991	PMCHK00006966	Cash	92855	Verizon Wireless	\$7,797.74
1/8/2018	349,992	PMCHK00006966	Cash	92856	Vogelpohl Fire Equipment, Inc.	\$874.00
1/8/2018	349,993	PMCHK00006966	Cash	92857	Wagner Mary Carol	\$617.65
1/8/2018	349,994	PMCHK00006966	Cash	92858	Wessel Lawncare & Landscaping	\$795.00
1/8/2018	349,995	PMCHK00006966	Cash	92859	Wex Bank	\$13,436.35
1/8/2018	349,996	PMCHK00006966	Cash	92860	Wilder Winnelson	\$552.69
1/8/2018	349,997	PMCHK00006966	Cash	92861	Woeste, Ben	\$144.75
1/8/2018	350,422	CMTRX00008271	Bank Transaction Entry	RCT000038364		\$58,288.65
1/8/2018	350,423	CMTRX00008271	Bank Transaction Entry	RCT000038365		\$38,926.71
1/8/2018	350,424	CMTRX00008271	Bank Transaction Entry	RCT000038366		\$2,753.53
1/8/2018	350,425	CMTRX00008271	Bank Transaction Entry	RCT000038367		\$18,665.56
1/8/2018	350,426	CMTRX00008271	Bank Transaction Entry	RCT000038368		\$4,073.28
1/8/2018	350,427	CMTRX00008271	Bank Transaction Entry	RCT000038369		\$132,600.36
1/8/2018	350,428	CMTRX00008271	Bank Transaction Entry	RCT000038370		\$163.57
1/8/2018	350,429	CMTRX00008271	Bank Transaction Entry	RCT000038371		\$11,952.86
1/9/2018	349,999	PMVPY00001042	Cash	92414	Florence Winwater Works	\$13,190.88
1/9/2018	350,004	PMVPY00001043	Cash	92711	Univar USA Inc.	\$2,781.10
1/9/2018	350,005	PMCHK00006967	Cash	92862	Univar USA Inc.	\$2,781.10
1/9/2018	350,008	PMCHK00006968	Cash	92863	Kentucky State Treasurer	\$5,711.20
1/9/2018	350,014	PMVPY00001045	Cash	92592	Hodges, Nathan	\$2,628.00
1/9/2018	350,430	CMTRX00008272	Bank Transaction Entry	RCT000038372		\$21,778.15
1/9/2018	350,431	CMTRX00008272	Bank Transaction Entry	RCT000038373		\$15,282.26
1/9/2018	350,432	CMTRX00008272	Bank Transaction Entry	RCT000038374		\$685.22
1/9/2018	350,433	CMTRX00008272	Bank Transaction Entry	RCT000038375		\$7,999.57
1/9/2018	350,434	CMTRX00008272	Bank Transaction Entry	RCT000038376		\$3,632.84
1/9/2018	350,435	CMTRX00008272	Bank Transaction Entry	RCT000038377		\$274,435.33
1/9/2018	350,436	CMTRX00008272	Bank Transaction Entry	RCT000038378		\$27,228.75

System:	1/9/2018	350,437	CMTRX00008272	Bank Transaction Entry	RCT000038379		9/24/2018	\$24,733.70	
N Ky Water District	System:	DETAILED TRIAL B	9/24/2018	12:01:21 PM	7	Page:	User Date:	User ID:	skampsen
1/10/2018	350,020	PMVPY00001046	Cash	92759			Moor, Johnathan	\$1,921.95	
1/10/2018	350,087	PMCHK00006969	Cash	92864			Blevins, Ronald		\$50.00
1/10/2018	350,088	PMCHK00006969	Cash	92865			Hodges, Nathan		\$2,628.00
1/10/2018	350,089	PMCHK00006969	Cash	92866			Moor, Johnathan		\$1,921.95
1/10/2018	350,092	PMVPY00001048	Cash	92684			Lincoln National Life Insurance Co.	\$5,501.66	
1/10/2018	350,093	PMVPY00001049	Cash	92674			Hach Company	\$1,109.14	
1/10/2018	350,095	PMCHK00006970	Cash	92867			Environmental Laboratories, Inc.		\$57.00
1/10/2018	350,096	PMCHK00006970	Cash	92868			Lincoln National Life Insurance Co.		\$5,501.66
1/10/2018	350,097	PMCHK00006970	Cash	92869			Hach Company		\$1,109.14
1/10/2018	350,438	CMTRX00008273	Bank Transaction Entry	RCT000038380				\$53,389.55	
1/10/2018	350,439	CMTRX00008273	Bank Transaction Entry	RCT000038381				\$34,569.69	
1/10/2018	350,440	CMTRX00008273	Bank Transaction Entry	RCT000038382				\$6,190.19	
1/10/2018	350,441	CMTRX00008273	Bank Transaction Entry	RCT000038383				\$32,453.40	
1/10/2018	350,442	CMTRX00008273	Bank Transaction Entry	RCT000038384				\$4,212.64	
1/10/2018	350,443	CMTRX00008273	Bank Transaction Entry	RCT000038385				\$307,651.10	
1/10/2018	350,444	CMTRX00008273	Bank Transaction Entry	RCT000038386				\$6,020.53	
1/10/2018	350,445	CMTRX00008273	Bank Transaction Entry	RCT000038387				\$39,222.08	
1/10/2018	351,426	CMTRX00008292	Bank Transaction Entry	DAJ000038507					\$1.00
1/11/2018	350,105	PMVPY00001050	Cash	92683			Len Riegler Blacktop, Inc.	\$38,375.50	
1/11/2018	350,481	CMTRX00008274	Bank Transaction Entry	RCT000038388				\$27,186.28	
1/11/2018	350,482	CMTRX00008274	Bank Transaction Entry	RCT000038389				\$22,300.38	
1/11/2018	350,483	CMTRX00008274	Bank Transaction Entry	RCT000038390				\$2,293.73	
1/11/2018	350,484	CMTRX00008274	Bank Transaction Entry	RCT000038391				\$11,320.13	
1/11/2018	350,485	CMTRX00008274	Bank Transaction Entry	RCT000038392				\$2,377.72	
1/11/2018	350,486	CMTRX00008274	Bank Transaction Entry	RCT000038393				\$158,772.73	
1/11/2018	350,487	CMTRX00008274	Bank Transaction Entry	RCT000038394				\$9,139.26	
1/11/2018	351,432	CMTRX00008292	Bank Transaction Entry	DAJ000038513					\$2,091.03
1/12/2018	350,238	PMCHK00006973	Cash	92870			Abco Safety		\$553.07
1/12/2018	350,239	PMCHK00006973	Cash	92871			Around the Clock Answering Service		\$610.00
1/12/2018	350,240	PMCHK00006973	Cash	92872			Arts Rental Equipment & Supply		\$304.26
1/12/2018	350,241	PMCHK00006973	Cash	92873			Badger Daylighting Corp.		\$3,945.00
1/12/2018	350,242	PMCHK00006973	Cash	92874			Battery Neighbor LLC		\$236.00
1/12/2018	350,243	PMCHK00006973	Cash	92875			Best Way Disposal		\$710.03
1/12/2018	350,244	PMCHK00006973	Cash	92876			BL Anderson Co. Inc.		\$518.39
1/12/2018	350,245	PMCHK00006973	Cash	92877			Boone-Kenton Lumber Supply Co.		\$1,235.00
1/12/2018	350,246	PMCHK00006973	Cash	92878			Bray Trucking Inc.		\$5,593.22
1/12/2018	350,247	PMCHK00006973	Cash	92879			Bray Truck & Parts		\$2,745.71
1/12/2018	350,248	PMCHK00006973	Cash	92880			CBT Company		\$3,224.25
1/12/2018	350,249	PMCHK00006973	Cash	92881			Cincinnati Bell		\$7,745.26
1/12/2018	350,250	PMCHK00006973	Cash	92882			Cintas #315		\$1,855.71
1/12/2018	350,251	PMCHK00006973	Cash	92883			City of Villa Hills		\$3,779.80
1/12/2018	350,252	PMCHK00006973	Cash	92884			Core & Main		\$16,135.50
1/12/2018	350,253	PMCHK00006973	Cash	92885			Crawford Insurance		\$102.00
1/12/2018	350,254	PMCHK00006973	Cash	92886			Crescent Springs Hardware		\$775.00
1/12/2018	350,255	PMCHK00006973	Cash	92887			Dons Garage Inc		\$2,382.45
1/12/2018	350,256	PMCHK00006973	Cash	92888			Duke Energy		\$59,829.59
1/12/2018	350,257	PMCHK00006973	Cash	92889			Environmental Resource Assoc		\$398.87
1/12/2018	350,258	PMCHK00006973	Cash	92890			EyeMed		\$1,236.14
1/12/2018	350,259	PMCHK00006973	Cash	92891			Fastech Alarms &		\$1,365.85
1/12/2018	350,260	PMCHK00006973	Cash	92892			Federal Express		\$99.05
1/12/2018	350,261	PMCHK00006973	Cash	92893			Fifth Third Bank-Visa		\$2,710.34
1/12/2018	350,262	PMCHK00006973	Cash	92894			Fisher Scientific		\$1,912.67
1/12/2018	350,263	PMCHK00006973	Cash	92895			Flashlight Outlet		\$619.31
1/12/2018	350,264	PMCHK00006973	Cash	92896			Florence Winwater Works		\$13,580.08
1/12/2018	350,265	PMCHK00006973	Cash	92897			Fortiline, Inc.		\$305.80
1/12/2018	350,266	PMCHK00006973	Cash	92898			Grainger		\$992.87



1/12/2018	350,267	PMCHK00006973	Cash	92899	Graybar Electric Co Inc	\$1,011.95		
1/12/2018	350,268	PMCHK00006973	Cash	92900	Greko Supply Company	\$424.10		
1/12/2018	350,269	PMCHK00006973	Cash	92901	Hach Company	\$192.89		
1/12/2018	350,270	PMCHK00006973	Cash	92902	Hall's Paving & Sealing, Inc.	\$8,210.35		
1/12/2018	350,271	PMCHK00006973	Cash	92903	Hillyard Kentucky	\$414.66		
1/12/2018	350,272	PMCHK00006973	Cash	92904	Ideal Supplies Inc	\$6,625.00		
1/12/2018	350,273	PMCHK00006973	Cash	92905	IDEXX Distribution, Inc.	\$2,189.26		
1/12/2018	350,274	PMCHK00006973	Cash	92906	Jude's Custom Exhaust Auto Repair & Towing	\$150.00		
1/12/2018	350,275	PMCHK00006973	Cash	92907	KEMI	\$4,814.96		
1/12/2018	350,276	PMCHK00006973	Cash	92908	KOI Enterprises, Inc	\$349.19		
1/12/2018	350,277	PMCHK00006973	Cash	92909	K E Rose Company	\$1,141.00		
1/12/2018	350,278	PMCHK00006973	Cash	92910	KWWOA	\$1,760.00		
1/12/2018	350,279	PMCHK00006973	Cash	92911	Len Riegler Blacktop, Inc.	\$38,381.50		
1/12/2018	350,280	PMCHK00006973	Cash	92912	Lincoln National Life Insurance Co.	\$802.51		
1/12/2018	350,281	PMCHK00006973	Cash	92913	Lowe's	\$1,384.72		
1/12/2018	350,282	PMCHK00006973	Cash	92914	Lykins Oil Company	\$3,179.55		
1/12/2018	350,283	PMCHK00006973	Cash	92915	Mark's Garage	\$1,548.79		
1/12/2018	350,284	PMCHK00006973	Cash	92916	Matheson Tri-Gas, Inc.	\$587.41		
System:	DETAILED TRIAL B 9/24/2018	12:01:21 PM	Page:	8	User Date:	9/24/2018	User ID:	skampsen
N Ky Water District								
1/12/2018	350,285	PMCHK00006973	Cash	92917	Midwest Bottle Gas Dist. Inc	\$1,970.10		
1/12/2018	350,286	PMCHK00006973	Cash	92918	Minuteman/Design Press	\$670.00		
1/12/2018	350,287	PMCHK00006973	Cash	92919	Mobilcomm Inc.	\$963.00		
1/12/2018	350,288	PMCHK00006973	Cash	92920	Municipal & Contractors Sealing Products	\$11,877.50		
1/12/2018	350,289	PMCHK00006973	Cash	92921	Murphy Tractor & Equipment Co.	\$7,204.24		
1/12/2018	350,290	PMCHK00006973	Cash	92922	Northern Kentucky Machine	\$165.00		
1/12/2018	350,291	PMCHK00006973	Cash	92923	OFFICETEAM, Specialized Admin. Staffing	\$798.72		
1/12/2018	350,292	PMCHK00006973	Cash	92924	Orr Safety Corporation	\$1,507.90		
1/12/2018	350,293	PMCHK00006973	Cash	92925	Pension Corporation of America	\$4,775.34		
1/12/2018	350,294	PMCHK00006973	Cash	92926	Peters, Dan	\$89.00		
1/12/2018	350,295	PMCHK00006973	Cash	92927	Pridestaff Financial	\$878.22		
1/12/2018	350,296	PMCHK00006973	Cash	92928	Randy's Rugged Wear	\$2,098.93		
1/12/2018	350,297	PMCHK00006973	Cash	92929	Reis Concrete Products Inc	\$1,440.00		
1/12/2018	350,298	PMCHK00006973	Cash	92930	Richie Trucking	\$1,625.00		
1/12/2018	350,299	PMCHK00006973	Cash	92931	R & M Welding Products Inc	\$293.63		
1/12/2018	350,300	PMCHK00006973	Cash	92932	Safeguard Business Systems	\$398.81		
1/12/2018	350,301	PMCHK00006973	Cash	92933	Sanitation District No. 1	\$56.12		
1/12/2018	350,302	PMCHK00006973	Cash	92934	Staples Advantage	\$156.33		
1/12/2018	350,303	PMCHK00006973	Cash	92935	Sumerel Tire Co., Inc., Bob	\$2,831.69		
1/12/2018	350,304	PMCHK00006973	Cash	92936	Travelers	\$5,000.00		
1/12/2018	350,305	PMCHK00006973	Cash	92937	Travelers	\$167.00		
1/12/2018	350,306	PMCHK00006973	Cash	92938	Trane U.S., Inc.	\$1,244.39		
1/12/2018	350,307	PMCHK00006973	Cash	92939	TrinSoft, LLC	\$42.50		
1/12/2018	350,308	PMCHK00006973	Cash	92940	TVC Communications	\$341.25		
1/12/2018	350,309	PMCHK00006973	Cash	92941	Univar USA Inc.	\$2,775.55		
1/12/2018	350,310	PMCHK00006973	Cash	92942	USALCO	\$5,713.56		
1/12/2018	350,311	PMCHK00006973	Cash	92943	Verizon Wireless	\$150.10		
1/12/2018	350,312	PMCHK00006973	Cash	92944	Verizon Wireless	\$3,000.00		
1/12/2018	350,313	PMCHK00006973	Cash	92945	Viking Supply, Inc	\$3,535.61		
1/12/2018	350,314	PMCHK00006973	Cash	92946	Wagner Mary Carol	\$2,191.83		
1/12/2018	350,315	PMCHK00006973	Cash	92947	Wessel Lawncare & Landscaping	\$2,920.00		
1/12/2018	350,316	PMCHK00006973	Cash	92948	Wilder Winnelson	\$552.69		
1/12/2018	350,317	PMCHK00006973	Cash	92949	Wylar, Jeff	\$17.90		
1/12/2018	350,489	CMTRX00008275	Bank Transaction Entry	RCT000038395		\$22,721.06		
1/12/2018	350,490	CMTRX00008275	Bank Transaction Entry	RCT000038396		\$14,195.65		
1/12/2018	350,491	CMTRX00008275	Bank Transaction Entry	RCT000038397		\$521.15		
1/12/2018	350,492	CMTRX00008275	Bank Transaction Entry	RCT000038398		\$9,820.32		
1/12/2018	350,493	CMTRX00008275	Bank Transaction Entry	RCT000038399		\$2,432.21		
1/12/2018	350,494	CMTRX00008275	Bank Transaction Entry	RCT000038400		\$91,356.31		

1/12/2018	350,495	CMTRX00008275	Bank Transaction Entry	RCT000038401		\$9,442.11		
1/12/2018	351,433	CMTRX00008292	Bank Transaction Entry	DAJ000038514			\$863.12	
1/12/2018	351,437	CMTRX00008292	Bank Transaction Entry	DAJ000038518			\$177,898.57	
1/15/2018	350,718	CMTRX00008277	Bank Transaction Entry	RCT000038404		\$91,885.18		
1/15/2018	350,719	CMTRX00008277	Bank Transaction Entry	RCT000038405		\$46,973.02		
1/15/2018	350,720	CMTRX00008277	Bank Transaction Entry	RCT000038406		\$3,632.19		
1/15/2018	350,721	CMTRX00008277	Bank Transaction Entry	RCT000038407		\$39,820.65		
1/15/2018	350,722	CMTRX00008277	Bank Transaction Entry	RCT000038408		\$5,789.21		
1/15/2018	350,723	CMTRX00008277	Bank Transaction Entry	RCT000038409		\$147,587.56		
1/15/2018	350,724	CMTRX00008277	Bank Transaction Entry	RCT000038410		\$21,240.07		
1/15/2018	350,725	CMTRX00008277	Bank Transaction Entry	RCT000038411		\$24,376.69		
1/15/2018	351,427	CMTRX00008292	Bank Transaction Entry	IAJ000038508		\$1.00		
1/15/2018	351,449	CMTRX00008292	Bank Transaction Entry	IAJ000038530		\$54.00		
1/16/2018	350,319	PMVVPY00001051	Cash	92749	Hoffman, Jeremy	\$79.88		
1/16/2018	350,323	PMCHK00006974	Cash	92950	Hodges, Nathan		\$12.00	
1/16/2018	350,324	PMCHK00006974	Cash	92951	Hoffman, Jeremy		\$94.88	
1/16/2018	350,325	PMCHK00006974	Cash	92952	Williams, Jacob		\$50.00	
1/16/2018	350,327	CMTRX00008266	Bank Transaction Entry	DAJ000038332			\$147,704.25	
1/16/2018	350,334	PMCHK00006975	Cash	92953	Fischer, Eric		\$225.00	
1/16/2018	350,726	CMTRX00008278	Bank Transaction Entry	RCT000038412		\$18,806.93		
1/16/2018	350,727	CMTRX00008278	Bank Transaction Entry	RCT000038413		\$17,758.67		
1/16/2018	350,728	CMTRX00008278	Bank Transaction Entry	RCT000038414		\$1,972.52		
1/16/2018	350,729	CMTRX00008278	Bank Transaction Entry	RCT000038415		\$11,596.16		
1/16/2018	350,730	CMTRX00008278	Bank Transaction Entry	RCT000038416		\$2,220.23		
1/16/2018	350,731	CMTRX00008278	Bank Transaction Entry	RCT000038417		\$26,567.22		
1/16/2018	350,732	CMTRX00008278	Bank Transaction Entry	RCT000038418		\$19,542.37		
1/16/2018	351,447	CMTRX00008292	Bank Transaction Entry	IAJ000038528		\$48.00		
1/16/2018	351,448	CMTRX00008292	Bank Transaction Entry	IAJ000038529		\$0.50		
1/17/2018	350,375	PMCHK00006976	Cash	92954	Kuhn, Michael		\$550.00	
1/17/2018	350,378	PMCHK00006977	Cash	92955	Kentucky State Treasurer		\$5,681.20	
1/17/2018	350,733	CMTRX00008279	Bank Transaction Entry	RCT000038419		\$30,008.65		
1/17/2018	350,734	CMTRX00008279	Bank Transaction Entry	RCT000038420		\$25,422.22		
1/17/2018	350,735	CMTRX00008279	Bank Transaction Entry	RCT000038421		\$2,812.58		
1/17/2018	350,736	CMTRX00008279	Bank Transaction Entry	RCT000038422		\$14,444.83		
1/17/2018	350,737	CMTRX00008279	Bank Transaction Entry	RCT000038423		\$1,981.05		
System:	DETAILED TRIAL B 9/24/2018	12:01:21 PM	Page:	9	User Date:	9/24/2018	User ID:	skampsen
N Ky Water District								
1/17/2018	350,738	CMTRX00008279	Bank Transaction Entry	RCT000038424		\$206,359.06		
1/17/2018	350,739	CMTRX00008279	Bank Transaction Entry	RCT000038425		\$1,639.52		
1/17/2018	350,740	CMTRX00008279	Bank Transaction Entry	RCT000038426		\$3,600.83		
1/18/2018	350,741	CMTRX00008280	Bank Transaction Entry	RCT000038427		\$19,743.09		
1/18/2018	350,742	CMTRX00008280	Bank Transaction Entry	RCT000038428		\$14,776.48		
1/18/2018	350,743	CMTRX00008280	Bank Transaction Entry	RCT000038429		\$1,268.70		
1/18/2018	350,744	CMTRX00008280	Bank Transaction Entry	RCT000038430		\$9,185.82		
1/18/2018	350,745	CMTRX00008280	Bank Transaction Entry	RCT000038431		\$1,690.62		
1/18/2018	350,746	CMTRX00008280	Bank Transaction Entry	RCT000038432		\$167,699.23		
1/18/2018	350,747	CMTRX00008280	Bank Transaction Entry	RCT000038433		\$8,357.99		
1/18/2018	351,440	CMTRX00008292	Bank Transaction Entry	DAJ000038521			\$4,461.44	
1/18/2018	351,443	CMTRX00008292	Bank Transaction Entry	DAJ000038524			\$16,812.57	
1/19/2018	350,556	PMCHK00006980	Cash	92956	Flynn, Michael		\$76.47	
1/19/2018	350,748	CMTRX00008281	Bank Transaction Entry	RCT000038434		\$20,026.87		
1/19/2018	350,749	CMTRX00008281	Bank Transaction Entry	RCT000038435		\$19,334.30		
1/19/2018	350,750	CMTRX00008281	Bank Transaction Entry	RCT000038436		\$417.02		
1/19/2018	350,751	CMTRX00008281	Bank Transaction Entry	RCT000038437		\$8,831.39		
1/19/2018	350,752	CMTRX00008281	Bank Transaction Entry	RCT000038438		\$3,150.92		
1/19/2018	350,753	CMTRX00008281	Bank Transaction Entry	RCT000038439		\$1,923.18		
1/19/2018	350,754	CMTRX00008281	Bank Transaction Entry	RCT000038440		\$26,613.43		
1/19/2018	350,755	CMTRX00008281	Bank Transaction Entry	RCT000038441		\$7,757.69		
1/19/2018	350,756	CMTRX00008281	Bank Transaction Entry	RCT000038442		\$5,678.35		

1/19/2018	351,434	CMTRX00008292	Bank Transaction Entry	DAJ000038515		\$448.38
1/19/2018	351,438	CMTRX00008292	Bank Transaction Entry	DAJ000038519		\$162,886.80
1/19/2018	351,446	CMTRX00008292	Bank Transaction Entry	DAJ000038527		\$2,748.90
1/22/2018	350,604	PMVPY00001052	Cash	92555	Calgon Carbon UV Tech, LLC	\$6,906.47
1/22/2018	350,605	PMVPY00001053	Cash	92678	Ideal Supplies Inc	\$120.00
1/22/2018	350,606	PMVPY00001054	Cash	92690	Midwest Bottle Gas Dist. Inc	\$310.74
1/22/2018	350,607	PMVPY00001055	Cash	92695	Owen Electric Cooperative Inc	\$334.38
1/22/2018	350,621	PMCHK00006981	Cash	92957	ACE Exterminating Co. / Dawn	\$2,906.89
1/22/2018	350,622	PMCHK00006981	Cash	92958	Ace-Tex Enterprises, Inc.	\$394.45
1/22/2018	350,623	PMCHK00006981	Cash	92959	Arts Rental Equipment & Supply	\$1,139.04
1/22/2018	350,624	PMCHK00006981	Cash	92960	Baumgardner, Ashley	\$131.82
1/22/2018	350,625	PMCHK00006981	Cash	92961	Becknell-Coghill Inc	\$31,260.00
1/22/2018	350,626	PMCHK00006981	Cash	92962	Biederman Co., Inc., R.P.	\$81.00
1/22/2018	350,627	PMCHK00006981	Cash	92963	Bobcat Enterprises, Inc.	\$3,001.37
1/22/2018	350,628	PMCHK00006981	Cash	92964	Bonded Lock Service LLC	\$312.00
1/22/2018	350,629	PMCHK00006981	Cash	92965	Bradford, Jennifer	\$126.44
1/22/2018	350,630	PMCHK00006981	Cash	92966	Calgon Carbon UV Tech, LLC	\$6,906.47
1/22/2018	350,631	PMCHK00006981	Cash	92967	Chain, Ray	\$126.64
1/22/2018	350,632	PMCHK00006981	Cash	92968	Cincinnati Bell	\$1,160.25
1/22/2018	350,633	PMCHK00006981	Cash	92969	Cintas #315	\$569.29
1/22/2018	350,634	PMCHK00006981	Cash	92970	Core & Main	\$6,008.00
1/22/2018	350,635	PMCHK00006981	Cash	92971	Crescent Springs Hardware	\$121.61
1/22/2018	350,636	PMCHK00006981	Cash	92972	Crux Vinyl Graphics	\$1,150.80
1/22/2018	350,637	PMCHK00006981	Cash	92973	Document Destruction	\$140.00
1/22/2018	350,638	PMCHK00006981	Cash	92974	Duke Energy	\$47,422.57
1/22/2018	350,639	PMCHK00006981	Cash	92975	Dzurilla, David	\$88.87
1/22/2018	350,640	PMCHK00006981	Cash	92976	Ellerman, Paige	\$228.32
1/22/2018	350,641	PMCHK00006981	Cash	92977	Enquirer Media	\$647.45
1/22/2018	350,642	PMCHK00006981	Cash	92978	Environmental Resource Assoc	\$966.86
1/22/2018	350,643	PMCHK00006981	Cash	92979	Fastenal Company	\$680.04
1/22/2018	350,644	PMCHK00006981	Cash	92980	Federal Express	\$7.98
1/22/2018	350,645	PMCHK00006981	Cash	92981	Ferguson Waterworks	\$1,460.50
1/22/2018	350,646	PMCHK00006981	Cash	92982	Fisher Scientific	\$490.61
1/22/2018	350,647	PMCHK00006981	Cash	92983	Flashlight Outlet	\$550.96
1/22/2018	350,648	PMCHK00006981	Cash	92984	Florence Winwater Works	\$9,072.38
1/22/2018	350,649	PMCHK00006981	Cash	92985	Flynn Metering Systems	\$1,969.34
1/22/2018	350,650	PMCHK00006981	Cash	92986	Fortiline, Inc.	\$3,184.56
1/22/2018	350,651	PMCHK00006981	Cash	92987	Frost Brown Todd LLC	\$7,552.00
1/22/2018	350,652	PMCHK00006981	Cash	92988	Gabel, Richard	\$375.92
1/22/2018	350,653	PMCHK00006981	Cash	92989	Grainger	\$54.40
1/22/2018	350,654	PMCHK00006981	Cash	92990	Hach Company	\$1,234.33
1/22/2018	350,655	PMCHK00006981	Cash	92991	Harper Oil Products Inc	\$1,943.10
1/22/2018	350,656	PMCHK00006981	Cash	92992	Henn Plumbing Inc.	\$170.00
1/22/2018	350,657	PMCHK00006981	Cash	92993	Hoida, Tracy	\$64.17
1/22/2018	350,658	PMCHK00006981	Cash	92994	Hydro Controls, Inc.	\$756.48
1/22/2018	350,659	PMCHK00006981	Cash	92995	Ideal Supplies Inc	\$9,830.10
1/22/2018	350,660	PMCHK00006981	Cash	92996	Johnson Electric Supply Co., The	\$123.82
1/22/2018	350,661	PMCHK00006981	Cash	92997	Kaffenbarger Truck Eqpt. Co.	\$1,321.54
1/22/2018	350,662	PMCHK00006981	Cash	92998	Kemira Water Solutions, Inc.	\$5,064.54
1/22/2018	350,663	PMCHK00006981	Cash	92999	Kens Crescent Springs Service	\$265.00
1/22/2018	350,664	PMCHK00006981	Cash	93000	KOI Enterprises, Inc	\$679.64
1/22/2018	350,665	PMCHK00006981	Cash	93001	KWWOA	\$360.00
System:	DETAILED TRIAL B 9/24/2018	12:01:21 PM	Page:	10	User Date:	9/24/2018
N Ky Water District					User ID:	skampsen
1/22/2018	350,666	PMCHK00006981	Cash	93002	Lowe's	\$784.74
1/22/2018	350,667	PMCHK00006981	Cash	93003	Lykins Oil Company	\$1,949.77
1/22/2018	350,668	PMCHK00006981	Cash	93004	McVay, Roy	\$91.85
1/22/2018	350,669	PMCHK00006981	Cash	93005	Microsoft	\$184.21
1/22/2018	350,670	PMCHK00006981	Cash	93006	Midwest Bottle Gas Dist. Inc	\$360.74

1/22/2018	350,671	PMCHK00006981	Cash	93007	Middleton, Thomas		\$72.35
1/22/2018	350,672	PMCHK00006981	Cash	93008	Mills Fence Co., Inc.		\$1,490.00
1/22/2018	350,673	PMCHK00006981	Cash	93009	Minuteman/Design Press		\$88.00
1/22/2018	350,674	PMCHK00006981	Cash	93010	Nielander, Jennie		\$280.00
1/22/2018	350,675	PMCHK00006981	Cash	93011	NKCCMA		\$180.00
1/22/2018	350,676	PMCHK00006981	Cash	93012	OFFICETEAM, Specialized Admin. Staffing		\$1,909.61
1/22/2018	350,677	PMCHK00006981	Cash	93013	Orr Safety Corporation		\$176.39
1/22/2018	350,678	PMCHK00006981	Cash	93014	Owen Electric Cooperative Inc		\$14,532.87
1/22/2018	350,679	PMCHK00006981	Cash	93015	Parker, Rebecca		\$28.20
1/22/2018	350,680	PMCHK00006981	Cash	93016	Phenova		\$657.75
1/22/2018	350,681	PMCHK00006981	Cash	93017	Matt Piccirillo		\$265.96
1/22/2018	350,682	PMCHK00006981	Cash	93018	Plant Trolley, Inc., The		\$177.12
1/22/2018	350,683	PMCHK00006981	Cash	93019	Precision Contracting Inc.		\$70.56
1/22/2018	350,684	PMCHK00006981	Cash	93020	Pridestaff Financial		\$1,963.50
1/22/2018	350,685	PMCHK00006981	Cash	93021	RUMPKE		\$85.57
1/22/2018	350,686	PMCHK00006981	Cash	93022	Russell, Eric		\$49.08
1/22/2018	350,687	PMCHK00006981	Cash	93023	Sanitation District No. 1		\$155.74
1/22/2018	350,688	PMCHK00006981	Cash	93024	Sanchez, Stephanie		\$2.08
1/22/2018	350,689	PMCHK00006981	Cash	93025	Specialized Plumbing Parts Supply		\$23.02
1/22/2018	350,690	PMCHK00006981	Cash	93026	Staples Advantage		\$52.99
1/22/2018	350,691	PMCHK00006981	Cash	93027	St. Elizabeth Medical Center		\$962.50
1/22/2018	350,692	PMCHK00006981	Cash	93028	Supply Post Business Products		\$86.95
1/22/2018	350,693	PMCHK00006981	Cash	93029	TrinSoft, LLC		\$340.00
1/22/2018	350,694	PMCHK00006981	Cash	93030	TubeSung, Kate		\$100.88
1/22/2018	350,695	PMCHK00006981	Cash	93031	Univar USA Inc.		\$2,779.87
1/22/2018	350,696	PMCHK00006981	Cash	93032	United Healthcare Insurance		\$258,068.12
1/22/2018	350,697	PMCHK00006981	Cash	93033	USALCO		\$11,670.20
1/22/2018	350,698	PMCHK00006981	Cash	93034	US Bank Equipment Finance		\$1,708.56
1/22/2018	350,699	PMCHK00006981	Cash	93035	Verizon Wireless		\$1,200.00
1/22/2018	350,700	PMCHK00006981	Cash	93036	Vertical Systems Elevator		\$369.63
1/22/2018	350,701	PMCHK00006981	Cash	93037	Viking Supply, Inc		\$562.40
1/22/2018	350,702	PMCHK00006981	Cash	93038	Vivial		\$630.80
1/22/2018	350,703	PMCHK00006981	Cash	93039	Waste Resource Management Inc.		\$4,968.64
1/22/2018	350,704	PMCHK00006981	Cash	93040	Wessel Lawncare & Landscaping		\$5,915.00
1/22/2018	350,705	PMCHK00006981	Cash	93041	Wilder Winnelson		\$485.00
1/22/2018	350,706	PMCHK00006981	Cash	93042	Wildman Corporate Apparel		\$406.24
1/22/2018	350,757	CMTRX00008282	Bank Transaction Entry	RCT000038443		\$64,859.31	
1/22/2018	350,758	CMTRX00008282	Bank Transaction Entry	RCT000038444		\$53,419.30	
1/22/2018	350,759	CMTRX00008282	Bank Transaction Entry	RCT000038445		\$2,141.52	
1/22/2018	350,760	CMTRX00008282	Bank Transaction Entry	RCT000038446		\$21,958.82	
1/22/2018	350,761	CMTRX00008282	Bank Transaction Entry	RCT000038447		\$4,023.09	
1/22/2018	350,762	CMTRX00008282	Bank Transaction Entry	RCT000038448		\$1,930.87	
1/22/2018	350,763	CMTRX00008282	Bank Transaction Entry	RCT000038449		\$112,376.24	
1/22/2018	350,764	CMTRX00008282	Bank Transaction Entry	RCT000038450		\$5,049.23	
1/22/2018	350,765	CMTRX00008282	Bank Transaction Entry	RCT000038451		\$10,846.57	
1/22/2018	351,442	CMTRX00008292	Bank Transaction Entry	DAJ000038523			\$4,186.68
1/23/2018	350,710	PMCHK00006982	Cash	93043	Kentucky State Treasurer		\$5,633.38
1/23/2018	351,038	CMTRX00008284	Bank Transaction Entry	RCT000038453		\$15,643.34	
1/23/2018	351,039	CMTRX00008284	Bank Transaction Entry	RCT000038454		\$20,702.97	
1/23/2018	351,040	CMTRX00008284	Bank Transaction Entry	RCT000038455		\$320.65	
1/23/2018	351,041	CMTRX00008284	Bank Transaction Entry	RCT000038456		\$6,765.37	
1/23/2018	351,042	CMTRX00008284	Bank Transaction Entry	RCT000038457		\$2,775.73	
1/23/2018	351,043	CMTRX00008284	Bank Transaction Entry	RCT000038458		\$113,041.04	
1/23/2018	351,044	CMTRX00008284	Bank Transaction Entry	RCT000038459		\$109.64	
1/23/2018	351,045	CMTRX00008284	Bank Transaction Entry	RCT000038460		\$7,979.27	
1/24/2018	350,711	CMTRX00008276	Bank Transaction Entry	DAJ000038402			\$126,521.38
1/24/2018	350,712	CMXFR0000391	Bank Transfer Entry	XFR000038403	Transfer To: 5/3RD P&I		\$1,750,000.00
1/24/2018	351,046	CMTRX00008285	Bank Transaction Entry	RCT000038461		\$22,143.16	
1/24/2018	351,047	CMTRX00008285	Bank Transaction Entry	RCT000038462		\$20,411.28	

1/24/2018	351,048	CMTRX00008285	Bank Transaction Entry	RCT000038463		\$251.74			
1/24/2018	351,049	CMTRX00008285	Bank Transaction Entry	RCT000038464		\$8,265.98			
1/24/2018	351,050	CMTRX00008285	Bank Transaction Entry	RCT000038465		\$2,929.00			
1/24/2018	351,051	CMTRX00008285	Bank Transaction Entry	RCT000038466		\$214,095.66			
1/24/2018	351,052	CMTRX00008285	Bank Transaction Entry	RCT000038467		\$23,206.21			
1/24/2018	351,053	CMTRX00008285	Bank Transaction Entry	RCT000038468		\$26,875.41			
1/25/2018	351,054	CMTRX00008286	Bank Transaction Entry	RCT000038469		\$34,264.64			
1/25/2018	351,055	CMTRX00008286	Bank Transaction Entry	RCT000038470		\$16,974.83			
1/25/2018	351,056	CMTRX00008286	Bank Transaction Entry	RCT000038471		\$5,310.08			
1/25/2018	351,057	CMTRX00008286	Bank Transaction Entry	RCT000038472		\$16,591.39			
System:	DETAILED TRIAL B 9/24/2018		12:01:21 PM	Page:	11	User Date:	9/24/2018	User ID:	skampsen
N Ky Water District									
1/25/2018	351,058	CMTRX00008286	Bank Transaction Entry	RCT000038473		\$2,708.81			
1/25/2018	351,059	CMTRX00008286	Bank Transaction Entry	RCT000038474		\$84,052.90			
1/25/2018	351,060	CMTRX00008286	Bank Transaction Entry	RCT000038475		\$7,295.86			
1/26/2018	351,061	CMTRX00008287	Bank Transaction Entry	RCT000038476		\$15,569.47			
1/26/2018	351,062	CMTRX00008287	Bank Transaction Entry	RCT000038477		\$11,411.33			
1/26/2018	351,063	CMTRX00008287	Bank Transaction Entry	RCT000038478		\$525.60			
1/26/2018	351,064	CMTRX00008287	Bank Transaction Entry	RCT000038479		\$6,190.41			
1/26/2018	351,065	CMTRX00008287	Bank Transaction Entry	RCT000038480		\$1,676.57			
1/26/2018	351,066	CMTRX00008287	Bank Transaction Entry	RCT000038481		\$81,759.08			
1/26/2018	351,067	CMTRX00008287	Bank Transaction Entry	RCT000038482		\$5,456.17			
1/26/2018	351,435	CMTRX00008292	Bank Transaction Entry	DAJ000038516				\$432.16	
1/26/2018	351,439	CMTRX00008292	Bank Transaction Entry	DAJ000038520				\$139,444.92	
1/26/2018	351,444	CMTRX00008292	Bank Transaction Entry	DAJ000038525				\$1,495.26	
1/29/2018	350,851	PMCHK00006983	Cash	93044	Kentucky State Treasurer			\$5,691.38	
1/29/2018	350,852	PMVPY00001056	Cash	92709	Time Warner Cable		\$110.00		
1/29/2018	351,068	CMTRX00008288	Bank Transaction Entry	RCT000038483		\$62,240.42			
1/29/2018	351,069	CMTRX00008288	Bank Transaction Entry	RCT000038484		\$34,837.10			
1/29/2018	351,070	CMTRX00008288	Bank Transaction Entry	RCT000038485		\$1,303.53			
1/29/2018	351,071	CMTRX00008288	Bank Transaction Entry	RCT000038486		\$14,844.53			
1/29/2018	351,072	CMTRX00008288	Bank Transaction Entry	RCT000038487		\$2,866.71			
1/29/2018	351,073	CMTRX00008288	Bank Transaction Entry	RCT000038488		\$33,664.76			
1/29/2018	351,074	CMTRX00008288	Bank Transaction Entry	RCT000038489		\$3,861.28			
1/29/2018	351,445	CMTRX00008292	Bank Transaction Entry	DAJ000038526				\$0.01	
1/30/2018	350,917	PMCHK00006984	Cash	93045	A-1 Electric Motor Service			\$70.00	
1/30/2018	350,918	PMCHK00006984	Cash	93046	Agilent Technologies			\$543.00	
1/30/2018	350,919	PMCHK00006984	Cash	93047	Arts Rental Equipment & Supply			\$272.25	
1/30/2018	350,920	PMCHK00006984	Cash	93048	Badger Daylighting Corp.			\$945.00	
1/30/2018	350,921	PMCHK00006984	Cash	93049	Becknell-Coghill Inc			\$2,465.00	
1/30/2018	350,922	PMCHK00006984	Cash	93050	BL Anderson Co. Inc.			\$3,841.88	
1/30/2018	350,923	PMCHK00006984	Cash	93051	Bonded Lock Service LLC			\$105.79	
1/30/2018	350,924	PMCHK00006984	Cash	93052	Boone Steel LLC			\$136.53	
1/30/2018	350,925	PMCHK00006984	Cash	93053	Brown, Kelli			\$30.00	
1/30/2018	350,926	PMCHK00006984	Cash	93054	CDW Government Inc.			\$214.06	
1/30/2018	350,927	PMCHK00006984	Cash	93055	Chemrite, Inc.			\$14,881.05	
1/30/2018	350,928	PMCHK00006984	Cash	93056	Cincinnati Bell			\$2,370.28	
1/30/2018	350,929	PMCHK00006984	Cash	93057	City of Taylor Mill			\$203.98	
1/30/2018	350,930	PMCHK00006984	Cash	93058	City of Edgewood			\$240.00	
1/30/2018	350,931	PMCHK00006984	Cash	93059	Cottingham True Value			\$2,402.40	
1/30/2018	350,932	PMCHK00006984	Cash	93060	Crescent Springs Hardware			\$160.83	
1/30/2018	350,933	PMCHK00006984	Cash	93061	Dons Garage Inc			\$1,138.22	
1/30/2018	350,934	PMCHK00006984	Cash	93062	Dove Data Products, Inc.			\$320.00	
1/30/2018	350,935	PMCHK00006984	Cash	93063	Duke Energy			\$25,212.97	
1/30/2018	350,936	PMCHK00006984	Cash	93064	Fastenal Company			\$1,375.44	
1/30/2018	350,937	PMCHK00006984	Cash	93065	Federal Express			\$43.70	
1/30/2018	350,938	PMCHK00006984	Cash	93066	Flaig Welding Co Inc			\$719.05	
1/30/2018	350,939	PMCHK00006984	Cash	93067	Florence Winwater Works			\$33.67	
1/30/2018	350,940	PMCHK00006984	Cash	93068	Gosney, David			\$43.88	

1/30/2018	350,941	PMCHK00006984	Cash	93069	Grainger		\$566.16	
1/30/2018	350,942	PMCHK00006984	Cash	93070	Graybar Electric Co Inc		\$115.72	
1/30/2018	350,943	PMCHK00006984	Cash	93071	Harper Oil Products Inc		\$179.70	
1/30/2018	350,944	PMCHK00006984	Cash	93072	Humana Dental Ins. Co.		\$979.05	
1/30/2018	350,945	PMCHK00006984	Cash	93073	Ideal Supplies Inc		\$1,679.00	
1/30/2018	350,946	PMCHK00006984	Cash	93074	Kemper Inc Richard G		\$328.80	
1/30/2018	350,947	PMCHK00006984	Cash	93075	Kemira Water Solutions, Inc.		\$10,021.95	
1/30/2018	350,948	PMCHK00006984	Cash	93076	Kens Crescent Springs Service		\$930.89	
1/30/2018	350,949	PMCHK00006984	Cash	93077	KWWWOA		\$360.00	
1/30/2018	350,950	PMCHK00006984	Cash	93078	Lincoln National Life Insurance Co.		\$5,176.79	
1/30/2018	350,951	PMCHK00006984	Cash	93079	LogMein Inc.		\$2,300.00	
1/30/2018	350,952	PMCHK00006984	Cash	93080	Mailender Inc.		\$742.95	
1/30/2018	350,953	PMCHK00006984	Cash	93081	Matheson Tri-Gas, Inc.		\$938.24	
1/30/2018	350,954	PMCHK00006984	Cash	93082	Millipore Corporation		\$2,451.01	
1/30/2018	350,955	PMCHK00006984	Cash	93083	Moor, Johnathan		\$12.00	
1/30/2018	350,956	PMCHK00006984	Cash	93084	Morris, Linda		\$94.27	
1/30/2018	350,957	PMCHK00006984	Cash	93085	No Ky Public Works Association		\$20.00	
1/30/2018	350,958	PMCHK00006984	Cash	93086	OFFICETEAM, Specialized Admin. Staffing		\$1,440.56	
1/30/2018	350,959	PMCHK00006984	Cash	93087	Ohio Valley Gasket		\$1,490.65	
1/30/2018	350,960	PMCHK00006984	Cash	93088	Orr Safety Corporation		\$2,414.43	
1/30/2018	350,961	PMCHK00006984	Cash	93089	Owen Electric Cooperative Inc		\$474.19	
1/30/2018	350,962	PMCHK00006984	Cash	93090	Pacific Interpreters		\$8.70	
1/30/2018	350,963	PMCHK00006984	Cash	93091	Pilot Lumber		\$26.68	
1/30/2018	350,964	PMCHK00006984	Cash	93092	Pirtek Reading Road		\$1,093.44	
1/30/2018	350,965	PMCHK00006984	Cash	93093	Pitney Bowes Inc.		\$407.97	
1/30/2018	350,966	PMCHK00006984	Cash	93094	Quality Signs & Service Co., Inc.		\$666.25	
1/30/2018	350,967	PMCHK00006984	Cash	93095	Randy's Rugged Wear		\$2,194.63	
System:	DETAILED TRIAL B 9/24/2018	12:01:21 PM	Page:	12	User Date:	9/24/2018	User ID:	skampsen
N Ky Water District								
1/30/2018	350,968	PMCHK00006984	Cash	93096	Restek Corporation		\$222.74	
1/30/2018	350,969	PMCHK00006984	Cash	93097	R & M Welding Products Inc		\$236.41	
1/30/2018	350,970	PMCHK00006984	Cash	93098	SafetyWear		\$628.59	
1/30/2018	350,971	PMCHK00006984	Cash	93099	Sanitation District No. 1		\$187.39	
1/30/2018	350,972	PMCHK00006984	Cash	93100	Scientific Notebook Co.		\$706.63	
1/30/2018	350,973	PMCHK00006984	Cash	93101	Seal Analytical, Inc.		\$417.35	
1/30/2018	350,974	PMCHK00006984	Cash	93102	Seiter Farms Inc.		\$100.00	
1/30/2018	350,975	PMCHK00006984	Cash	93103	Staples Advantage		\$86.16	
1/30/2018	350,976	PMCHK00006984	Cash	93104	St. Elizabeth Business Health		\$498.00	
1/30/2018	350,977	PMCHK00006984	Cash	93105	Sumerel Tire Co., Inc., Bob		\$881.86	
1/30/2018	350,978	PMCHK00006984	Cash	93106	Time Warner Cable		\$245.00	
1/30/2018	350,979	PMCHK00006984	Cash	93107	Trane U.S., Inc.		\$1,196.00	
1/30/2018	350,980	PMCHK00006984	Cash	93108	Univar USA Inc.		\$15,020.05	
1/30/2018	350,981	PMCHK00006984	Cash	93109	USALCO		\$5,723.00	
1/30/2018	350,982	PMCHK00006984	Cash	93110	Valley Asphalt Corporation		\$2,278.00	
1/30/2018	350,983	PMCHK00006984	Cash	93111	Viking Supply, Inc		\$5,981.65	
1/30/2018	350,984	PMCHK00006984	Cash	93112	Vogelpohl Fire Equipment, Inc.		\$38.90	
1/30/2018	350,985	PMCHK00006984	Cash	93113	Wessel Lawncare & Landscaping		\$4,005.00	
1/30/2018	350,986	PMCHK00006984	Cash	93114	Wildman Corporate Apparel		\$105.00	
1/30/2018	350,987	PMCHK00006984	Cash	93115	Young, Jason		\$152.64	
1/30/2018	350,988	PMCHK00006984	Cash	93116	Zoho Corporation		\$2,995.00	
1/30/2018	350,993	PMCHK00006985	Cash	93117	Bachman, Diana		\$3,806.55	
1/30/2018	351,075	CMTRX00008289	Bank Transaction Entry	RCT000038490		\$20,309.28		
1/30/2018	351,076	CMTRX00008289	Bank Transaction Entry	RCT000038491		\$12,408.86		
1/30/2018	351,077	CMTRX00008289	Bank Transaction Entry	RCT000038492		\$578.18		
1/30/2018	351,078	CMTRX00008289	Bank Transaction Entry	RCT000038493		\$11,316.19		
1/30/2018	351,079	CMTRX00008289	Bank Transaction Entry	RCT000038494		\$4,302.03		
1/30/2018	351,080	CMTRX00008289	Bank Transaction Entry	RCT000038495		\$181,880.37		
1/30/2018	351,081	CMTRX00008289	Bank Transaction Entry	RCT000038496		\$18,114.58		
1/30/2018	351,082	CMTRX00008289	Bank Transaction Entry	RCT000038497		\$7,630.64		

1/31/2018	351,083	CMTRX00008290	Bank Transaction Entry	RCT000038498		\$32,017.73		
1/31/2018	351,084	CMTRX00008290	Bank Transaction Entry	RCT000038499		\$23,760.62		
1/31/2018	351,085	CMTRX00008290	Bank Transaction Entry	RCT000038500		\$2,867.87		
1/31/2018	351,086	CMTRX00008290	Bank Transaction Entry	RCT000038501		\$18,275.77		
1/31/2018	351,087	CMTRX00008290	Bank Transaction Entry	RCT000038502		\$1,451.94		
1/31/2018	351,088	CMTRX00008290	Bank Transaction Entry	RCT000038503		\$94,581.98		
1/31/2018	351,089	CMTRX00008290	Bank Transaction Entry	RCT000038504		\$39,677.27		
1/31/2018	351,428	CMTRX00008292	Bank Transaction Entry	IAJ000038509		\$37,564.68		
1/31/2018	351,429	CMTRX00008292	Bank Transaction Entry	IAJ000038510		\$30,205.04		
1/31/2018	351,430	CMTRX00008292	Bank Transaction Entry	IAJ000038511		\$13,065.13		
2/1/2018	351,969	CMTRX00008295	Bank Transaction Entry	RCT000038550		\$20,063.72		
2/1/2018	351,970	CMTRX00008295	Bank Transaction Entry	RCT000038551		\$14,571.83		
2/1/2018	351,971	CMTRX00008295	Bank Transaction Entry	RCT000038552		\$468.30		
2/1/2018	351,972	CMTRX00008295	Bank Transaction Entry	RCT000038553		\$8,633.95		
2/1/2018	351,973	CMTRX00008295	Bank Transaction Entry	RCT000038554		\$2,748.86		
2/1/2018	351,974	CMTRX00008295	Bank Transaction Entry	RCT000038555		\$13,065.13		
2/1/2018	351,975	CMTRX00008295	Bank Transaction Entry	RCT000038556		\$37,564.68		
2/1/2018	351,976	CMTRX00008295	Bank Transaction Entry	RCT000038557		\$2,762.50		
2/1/2018	352,937	CMTRX00008318	Bank Transaction Entry	DAJ000038718			\$37,564.68	
2/1/2018	352,938	CMTRX00008318	Bank Transaction Entry	DAJ000038719			\$13,065.13	
2/1/2018	352,941	CMTRX00008318	Bank Transaction Entry	DAJ000038722			\$3,391.81	
2/1/2018	352,942	CMTRX00008318	Bank Transaction Entry	DAJ000038723			\$7,784.85	
2/2/2018	351,220	CMTRX00008291	Bank Transaction Entry	DAJ000038505			\$160,428.14	
2/2/2018	351,979	CMTRX00008296	Bank Transaction Entry	RCT000038558		\$19,998.19		
2/2/2018	351,980	CMTRX00008296	Bank Transaction Entry	RCT000038559		\$13,817.23		
2/2/2018	351,981	CMTRX00008296	Bank Transaction Entry	RCT000038560		\$380.98		
2/2/2018	351,982	CMTRX00008296	Bank Transaction Entry	RCT000038561		\$9,125.61		
2/2/2018	351,983	CMTRX00008296	Bank Transaction Entry	RCT000038562		\$4,382.55		
2/2/2018	351,984	CMTRX00008296	Bank Transaction Entry	RCT000038563		\$65,068.85		
2/2/2018	351,985	CMTRX00008296	Bank Transaction Entry	RCT000038564		\$2,286.13		
2/2/2018	352,943	CMTRX00008318	Bank Transaction Entry	DAJ000038724			\$429.82	
2/2/2018	352,946	CMTRX00008318	Bank Transaction Entry	DAJ000038727			\$141,323.84	
2/5/2018	351,323	PMCHK00006989	Cash	93118	A-1 Electric Motor Service		\$602.38	
2/5/2018	351,324	PMCHK00006989	Cash	93119	A & A Safety, Inc		\$1,108.49	
2/5/2018	351,325	PMCHK00006989	Cash	93120	Agilent Technologies		\$3,069.36	
2/5/2018	351,326	PMCHK00006989	Cash	93121	Arts Rental Equipment & Supply		\$2,205.59	
2/5/2018	351,327	PMCHK00006989	Cash	93122	A & S Electric Supply, Inc.		\$70.99	
2/5/2018	351,328	PMCHK00006989	Cash	93123	Auxter, Valerie		\$126.63	
2/5/2018	351,329	PMCHK00006989	Cash	93124	Ayyeka Inc.		\$55.00	
2/5/2018	351,330	PMCHK00006989	Cash	93125	Baehr, Emily		\$10.80	
2/5/2018	351,331	PMCHK00006989	Cash	93126	Baker Corp.		\$2,805.00	
2/5/2018	351,332	PMCHK00006989	Cash	93127	B C Engineering Co		\$590.00	
2/5/2018	351,333	PMCHK00006989	Cash	93128	BestOne, Tire & Service of Mid America, Inc.		\$1,081.78	
2/5/2018	351,334	PMCHK00006989	Cash	93129	Blue Tide Partners		\$75.60	
System:	DETAILED TRIAL B 9/24/2018	12:01:21 PM	Page:	13	User Date:	9/24/2018	User ID:	skampsen
N Ky Water District								
2/5/2018	351,335	PMCHK00006989	Cash	93130	Bonded Lock Service LLC		\$43.98	
2/5/2018	351,336	PMCHK00006989	Cash	93131	Boone-Kenton Lumber Supply Co.		\$1,555.72	
2/5/2018	351,337	PMCHK00006989	Cash	93132	Bray Truck & Parts		\$339.65	
2/5/2018	351,338	PMCHK00006989	Cash	93133	CA Advance		\$315.69	
2/5/2018	351,339	PMCHK00006989	Cash	93134	Cain, Lisa		\$115.88	
2/5/2018	351,340	PMCHK00006989	Cash	93135	CDW Government Inc.		\$420.73	
2/5/2018	351,341	PMCHK00006989	Cash	93136	Cincinnati Bell		\$3,228.05	
2/5/2018	351,342	PMCHK00006989	Cash	93137	Cincinnati Bell		\$1,299.64	
2/5/2018	351,343	PMCHK00006989	Cash	93138	Cincinnati Bell Any Distance		\$96.44	
2/5/2018	351,344	PMCHK00006989	Cash	93139	Cintas #315		\$1,584.46	
2/5/2018	351,345	PMCHK00006989	Cash	93140	Clemons, Kim		\$12.00	
2/5/2018	351,346	PMCHK00006989	Cash	93141	Cornerstone Controls, Inc.		\$421.42	
2/5/2018	351,347	PMCHK00006989	Cash	93142	Core & Main		\$1,070.00	

2/5/2018	351,348	PMCHK00006989	Cash	93143	Corbin, Sharlene	\$3.17
2/5/2018	351,349	PMCHK00006989	Cash	93144	Crescent Springs Hardware	\$30.97
2/5/2018	351,350	PMCHK00006989	Cash	93145	Matthew Dirheimer	\$53.00
2/5/2018	351,351	PMCHK00006989	Cash	93146	DLT Solutions, LLC	\$1,664.68
2/5/2018	351,352	PMCHK00006989	Cash	93147	Dons Garage Inc	\$1,346.94
2/5/2018	351,353	PMCHK00006989	Cash	93148	Duke Energy	\$25,860.34
2/5/2018	351,354	PMCHK00006989	Cash	93149	Dun & Bradstreet Credibility Corp.	\$1,399.00
2/5/2018	351,355	PMCHK00006989	Cash	93150	Elfers John Jr	\$169.74
2/5/2018	351,356	PMCHK00006989	Cash	93151	Environmental Laboratories, Inc.	\$42.00
2/5/2018	351,357	PMCHK00006989	Cash	93152	EyeMed	\$1,193.48
2/5/2018	351,358	PMCHK00006989	Cash	93153	Fastech Alarms &	\$693.62
2/5/2018	351,359	PMCHK00006989	Cash	93154	Ferguson Waterworks	\$370.00
2/5/2018	351,360	PMCHK00006989	Cash	93155	Fisher Scientific	\$2,359.40
2/5/2018	351,361	PMCHK00006989	Cash	93156	Fischer, Eric	\$102.01
2/5/2018	351,362	PMCHK00006989	Cash	93157	Florence Winwater Works	\$3,472.08
2/5/2018	351,363	PMCHK00006989	Cash	93158	Gleason Electric Inc	\$283.50
2/5/2018	351,364	PMCHK00006989	Cash	93159	Gould, Lawrence	\$119.22
2/5/2018	351,365	PMCHK00006989	Cash	93160	Grainger	\$1,139.40
2/5/2018	351,366	PMCHK00006989	Cash	93161	Graybar Electric Co Inc	\$507.76
2/5/2018	351,367	PMCHK00006989	Cash	93162	Hach Company	\$1,313.42
2/5/2018	351,368	PMCHK00006989	Cash	93163	Hall's Paving & Sealing, Inc.	\$4,047.29
2/5/2018	351,369	PMCHK00006989	Cash	93164	Halcomb, Damian	\$1,250.00
2/5/2018	351,370	PMCHK00006989	Cash	93165	Harper Oil Products Inc	\$200.25
2/5/2018	351,371	PMCHK00006989	Cash	93166	Harrington Industrial Plastics	\$763.28
2/5/2018	351,372	PMCHK00006989	Cash	93167	Hydro Controls, Inc.	\$756.48
2/5/2018	351,373	PMCHK00006989	Cash	93168	Ideal Supplies Inc	\$6,345.75
2/5/2018	351,374	PMCHK00006989	Cash	93169	Ionna, Michael	\$34.47
2/5/2018	351,375	PMCHK00006989	Cash	93170	Jacoby, Karl	\$108.35
2/5/2018	351,376	PMCHK00006989	Cash	93171	Kemper Inc Richard G	\$198.83
2/5/2018	351,377	PMCHK00006989	Cash	93172	Kemira Water Solutions, Inc.	\$10,512.16
2/5/2018	351,378	PMCHK00006989	Cash	93173	KOI Enterprises, Inc	\$379.11
2/5/2018	351,379	PMCHK00006989	Cash	93174	Kentucky State Treasurer	\$4,000.00
2/5/2018	351,380	PMCHK00006989	Cash	93175	Lincoln National Life Insurance Co.	\$775.81
2/5/2018	351,381	PMCHK00006989	Cash	93176	Literature Fulfillment Services	\$11,078.11
2/5/2018	351,382	PMCHK00006989	Cash	93177	Lowe's	\$900.15
2/5/2018	351,383	PMCHK00006989	Cash	93178	Lykins Oil Company	\$10,739.85
2/5/2018	351,384	PMCHK00006989	Cash	93179	Mailender Inc.	\$190.92
2/5/2018	351,385	PMCHK00006989	Cash	93180	Matheson Tri-Gas, Inc.	\$411.76
2/5/2018	351,386	PMCHK00006989	Cash	93181	Merrell, Robyn	\$56.06
2/5/2018	351,387	PMCHK00006989	Cash	93182	Minuteman/Design Press	\$46.00
2/5/2018	351,388	PMCHK00006989	Cash	93183	Moore, Sandra	\$126.59
2/5/2018	351,389	PMCHK00006989	Cash	93184	Moster, Thomas	\$64.94
2/5/2018	351,390	PMCHK00006989	Cash	93185	OFFICETEAM, Specialized Admin. Staffing	\$2,375.25
2/5/2018	351,391	PMCHK00006989	Cash	93186	Opp, Patricia	\$86.76
2/5/2018	351,392	PMCHK00006989	Cash	93187	Orr Safety Corporation	\$2,472.53
2/5/2018	351,393	PMCHK00006989	Cash	93188	Otis Elevator Company	\$1,555.56
2/5/2018	351,394	PMCHK00006989	Cash	93189	Owen Electric Cooperative Inc	\$408.92
2/5/2018	351,395	PMCHK00006989	Cash	93190	Colleen Medert-Petty Cash	\$115.00
2/5/2018	351,396	PMCHK00006989	Cash	93191	Phenova	\$785.18
2/5/2018	351,397	PMCHK00006989	Cash	93192	Polston, Derick	\$39.85
2/5/2018	351,398	PMCHK00006989	Cash	93193	Pridestaff Financial	\$2,155.94
2/5/2018	351,399	PMCHK00006989	Cash	93194	Process Pump & Seal, Inc.	\$200.00
2/5/2018	351,400	PMCHK00006989	Cash	93195	Res/Comm Security Systems Inc.	\$270.00
2/5/2018	351,401	PMCHK00006989	Cash	93196	Riddle, David	\$51.46
2/5/2018	351,402	PMCHK00006989	Cash	93197	RNK Environmental Inc	\$491.00
2/5/2018	351,403	PMCHK00006989	Cash	93198	Roark, Mary	\$87.74
2/5/2018	351,404	PMCHK00006989	Cash	93199	RUMPKE	\$547.76
2/5/2018	351,405	PMCHK00006989	Cash	93200	SafetyWear	\$173.46
2/5/2018	351,406	PMCHK00006989	Cash	93201	Sanitation District No. 1	\$1,783.16



2/5/2018	351,407	PMCHK00006989	Cash		93202	Sanitation District No. 1		\$2,417.39	
2/5/2018	351,408	PMCHK00006989	Cash		93203	Shannon Chemical Corporation		\$13,491.52	
System:	DETAILED TRIAL B	9/24/2018	12:01:21 PM	Page:	14	User Date:	9/24/2018	User ID:	skampsen
N Ky Water District									
2/5/2018	351,409	PMCHK00006989	Cash		93204	Shaw, Shawn		\$3.96	
2/5/2018	351,410	PMCHK00006989	Cash		93205	Sholler, Erin		\$125.43	
2/5/2018	351,411	PMCHK00006989	Cash		93206	Sigma-Aldrich Inc		\$289.55	
2/5/2018	351,412	PMCHK00006989	Cash		93207	Southern States		\$74.61	
2/5/2018	351,413	PMCHK00006989	Cash		93208	Bill Speier		\$222.58	
2/5/2018	351,414	PMCHK00006989	Cash		93209	Staples Advantage		\$187.10	
2/5/2018	351,415	PMCHK00006989	Cash		93210	Sumerel Tire Co., Inc., Bob		\$1,572.22	
2/5/2018	351,416	PMCHK00006989	Cash		93211	Taylor Brothers Excavating		\$210.40	
2/5/2018	351,417	PMCHK00006989	Cash		93212	Time Warner Cable		\$366.63	
2/5/2018	351,418	PMCHK00006989	Cash		93213	Towels, James		\$60.74	
2/5/2018	351,419	PMCHK00006989	Cash		93214	Univar USA Inc.		\$2,781.10	
2/5/2018	351,420	PMCHK00006989	Cash		93215	United Window Cleaning Co., Inc.		\$40.00	
2/5/2018	351,421	PMCHK00006989	Cash		93216	USALCO		\$5,907.08	
2/5/2018	351,422	PMCHK00006989	Cash		93217	Viking Supply, Inc		\$4,098.60	
2/5/2018	351,423	PMCHK00006989	Cash		93218	Wilder Winnelson		\$49.33	
2/5/2018	351,424	PMCHK00006989	Cash		93219	Wilson, Laverne		\$31.43	
2/5/2018	352,023	CMTRX00008297	Bank Transaction Entry		RCT000038565		\$53,899.55		
2/5/2018	352,024	CMTRX00008297	Bank Transaction Entry		RCT000038566		\$43,109.83		
2/5/2018	352,025	CMTRX00008297	Bank Transaction Entry		RCT000038567		\$1,448.93		
2/5/2018	352,026	CMTRX00008297	Bank Transaction Entry		RCT000038568		\$20,430.82		
2/5/2018	352,027	CMTRX00008297	Bank Transaction Entry		RCT000038569		\$3,670.77		
2/5/2018	352,028	CMTRX00008297	Bank Transaction Entry		RCT000038570		\$79,512.12		
2/5/2018	352,029	CMTRX00008297	Bank Transaction Entry		RCT000038571		\$7,478.47		
2/5/2018	352,959	CMTRX00008319	Bank Transaction Entry		IAJ000038740		\$1,638.04		
2/6/2018	351,473	PMVPY00001057	Cash		93212	Time Warner Cable		\$366.63	
2/6/2018	351,499	PMVPY00001058	Cash		92553	Bunch, Edgar		\$126.65	
2/6/2018	351,542	CMXFR00000392	Bank Transfer Entry		XFR000038548	Transfer To: DENTAL BENEFITS		\$20,000.00	
2/6/2018	352,030	CMTRX00008298	Bank Transaction Entry		RCT000038572		\$24,819.54		
2/6/2018	352,031	CMTRX00008298	Bank Transaction Entry		RCT000038573		\$24,517.41		
2/6/2018	352,032	CMTRX00008298	Bank Transaction Entry		RCT000038574		\$1,708.89		
2/6/2018	352,033	CMTRX00008298	Bank Transaction Entry		RCT000038575		\$8,094.77		
2/6/2018	352,034	CMTRX00008298	Bank Transaction Entry		RCT000038576		\$5,825.11		
2/6/2018	352,035	CMTRX00008298	Bank Transaction Entry		RCT000038577		\$243,896.33		
2/6/2018	352,036	CMTRX00008298	Bank Transaction Entry		RCT000038578		\$39,757.49		
2/6/2018	352,037	CMTRX00008298	Bank Transaction Entry		RCT000038579		\$51,927.25		
2/6/2018	352,952	CMTRX00008319	Bank Transaction Entry		DAJ000038733		\$216.58		
2/7/2018	351,507	PMCHK00006990	Cash		93220	Kentucky State Treasurer		\$5,706.38	
2/7/2018	352,148	CMTRX00008299	Bank Transaction Entry		RCT000038580		\$40,085.00		
2/7/2018	352,149	CMTRX00008299	Bank Transaction Entry		RCT000038581		\$29,548.01		
2/7/2018	352,150	CMTRX00008299	Bank Transaction Entry		RCT000038582		\$1,539.49		
2/7/2018	352,151	CMTRX00008299	Bank Transaction Entry		RCT000038583		\$15,191.22		
2/7/2018	352,152	CMTRX00008299	Bank Transaction Entry		RCT000038584		\$4,397.81		
2/7/2018	352,153	CMTRX00008299	Bank Transaction Entry		RCT000038585		\$92,137.48		
2/7/2018	352,154	CMTRX00008299	Bank Transaction Entry		RCT000038586		\$11,014.20		
2/7/2018	352,155	CMTRX00008299	Bank Transaction Entry		RCT000038587		\$12,802.46		
2/8/2018	352,159	CMTRX00008300	Bank Transaction Entry		RCT000038588		\$33,444.55		
2/8/2018	352,160	CMTRX00008300	Bank Transaction Entry		RCT000038589		\$22,846.40		
2/8/2018	352,161	CMTRX00008300	Bank Transaction Entry		RCT000038590		\$2,935.38		
2/8/2018	352,162	CMTRX00008300	Bank Transaction Entry		RCT000038591		\$22,075.17		
2/8/2018	352,163	CMTRX00008300	Bank Transaction Entry		RCT000038592		\$1,929.77		
2/8/2018	352,164	CMTRX00008300	Bank Transaction Entry		RCT000038593		\$90,322.68		
2/8/2018	352,165	CMTRX00008300	Bank Transaction Entry		RCT000038594		\$52,482.23		
2/9/2018	351,666	PMVPY00001059	Cash		93192	Polston, Derick		\$39.85	
2/9/2018	352,166	CMTRX00008301	Bank Transaction Entry		RCT000038595		\$19,253.51		
2/9/2018	352,167	CMTRX00008301	Bank Transaction Entry		RCT000038596		\$17,078.20		

2/9/2018	352,168	CMTRX00008301	Bank Transaction Entry	RCT000038597		\$970.60
2/9/2018	352,169	CMTRX00008301	Bank Transaction Entry	RCT000038598		\$7,501.59
2/9/2018	352,170	CMTRX00008301	Bank Transaction Entry	RCT000038599		\$3,608.93
2/9/2018	352,171	CMTRX00008301	Bank Transaction Entry	RCT000038600		\$73,309.99
2/9/2018	352,172	CMTRX00008301	Bank Transaction Entry	RCT000038601		\$1,803.52
2/9/2018	352,939	CMTRX00008318	Bank Transaction Entry	IAJ000038720		\$0.25
2/9/2018	352,944	CMTRX00008318	Bank Transaction Entry	DAJ000038725		\$2,007.57
2/9/2018	352,947	CMTRX00008318	Bank Transaction Entry	DAJ000038728		\$142,008.98
2/12/2018	351,694	PMCHK00006994	Cash	93221	Advanced Utility Systems	\$700.00
2/12/2018	351,695	PMCHK00006994	Cash	93222	Arts Rental Equipment & Supply	\$205.20
2/12/2018	351,696	PMCHK00006994	Cash	93223	AWWA	\$166.00
2/12/2018	351,697	PMCHK00006994	Cash	93224	Batoray, Inc.	\$157.08
2/12/2018	351,698	PMCHK00006994	Cash	93225	Best Way Disposal	\$679.44
2/12/2018	351,699	PMCHK00006994	Cash	93226	BL Anderson Co. Inc.	\$3,790.33
2/12/2018	351,700	PMCHK00006994	Cash	93227	Bray Trucking Inc.	\$71.06
2/12/2018	351,701	PMCHK00006994	Cash	93228	Browning, Brennan	\$92.08
2/12/2018	351,702	PMCHK00006994	Cash	93229	Cincinnati Bell	\$10,505.90
2/12/2018	351,703	PMCHK00006994	Cash	93230	City of Ft. Thomas	\$615.00
2/12/2018	351,704	PMCHK00006994	Cash	93231	Colvin Robert D	\$60.00
System:	DETAILED TRIAL B 9/24/2018	12:01:21 PM	Page:	15	User Date:	9/24/2018
N Ky Water District					User ID:	skampsen
2/12/2018	351,705	PMCHK00006994	Cash	93232	Crescent Springs Hardware	\$846.18
2/12/2018	351,706	PMCHK00006994	Cash	93233	Duke Energy	\$41,581.80
2/12/2018	351,707	PMCHK00006994	Cash	93234	Emerson's Bakery	\$145.20
2/12/2018	351,708	PMCHK00006994	Cash	93235	Enquirer Media	\$533.83
2/12/2018	351,709	PMCHK00006994	Cash	93236	Environmental Resource Assoc	\$294.38
2/12/2018	351,710	PMCHK00006994	Cash	93237	Federal Express	\$44.24
2/12/2018	351,711	PMCHK00006994	Cash	93238	Fifth Third Bank-Visa	\$2,922.43
2/12/2018	351,712	PMCHK00006994	Cash	93239	Fisher Scientific	\$1,229.80
2/12/2018	351,713	PMCHK00006994	Cash	93240	Florence Winwater Works	\$28,620.80
2/12/2018	351,714	PMCHK00006994	Cash	93241	Fortiline, Inc.	\$3,553.50
2/12/2018	351,715	PMCHK00006994	Cash	93242	Hach Company	\$333.50
2/12/2018	351,716	PMCHK00006994	Cash	93243	Ideal Supplies Inc	\$4,639.17
2/12/2018	351,717	PMCHK00006994	Cash	93244	Inman, Kristen	\$255.92
2/12/2018	351,718	PMCHK00006994	Cash	93245	Kathman, David	\$131.77
2/12/2018	351,719	PMCHK00006994	Cash	93246	Dave Keller	\$126.09
2/12/2018	351,720	PMCHK00006994	Cash	93247	KEMI	\$4,814.96
2/12/2018	351,721	PMCHK00006994	Cash	93248	Kemira Water Solutions, Inc.	\$4,993.12
2/12/2018	351,722	PMCHK00006994	Cash	93249	Kens Crescent Springs Service	\$378.00
2/12/2018	351,723	PMCHK00006994	Cash	93250	KOI Enterprises, Inc	\$48.72
2/12/2018	351,724	PMCHK00006994	Cash	93251	KY/TN Water Professionals Conference	\$350.00
2/12/2018	351,725	PMCHK00006994	Cash	93252	Lowe's	\$1,279.01
2/12/2018	351,726	PMCHK00006994	Cash	93253	Mark's Garage	\$155.39
2/12/2018	351,727	PMCHK00006994	Cash	93254	Marine Solutions Inc.	\$2,900.00
2/12/2018	351,728	PMCHK00006994	Cash	93255	Matheson Tri-Gas, Inc.	\$1,500.73
2/12/2018	351,729	PMCHK00006994	Cash	93256	McKenzie, Michelle	\$12.21
2/12/2018	351,730	PMCHK00006994	Cash	93257	Microsoft	\$61.46
2/12/2018	351,731	PMCHK00006994	Cash	93258	Minuteman/Design Press	\$210.00
2/12/2018	351,732	PMCHK00006994	Cash	93259	OFFICETEAM, Specialized Admin. Staffing	\$1,575.28
2/12/2018	351,733	PMCHK00006994	Cash	93260	Pension Corporation of America	\$4,911.42
2/12/2018	351,734	PMCHK00006994	Cash	93261	Phenova	\$1,663.95
2/12/2018	351,735	PMCHK00006994	Cash	93262	Pirtek Reading Road	\$740.64
2/12/2018	351,736	PMCHK00006994	Cash	93263	Plant Trolley, Inc., The	\$177.12
2/12/2018	351,737	PMCHK00006994	Cash	93264	Polston, Derick	\$39.86
2/12/2018	351,738	PMCHK00006994	Cash	93265	Pridestaff Financial	\$1,343.00
2/12/2018	351,739	PMCHK00006994	Cash	93266	Process Pump & Seal, Inc.	\$2,013.15
2/12/2018	351,740	PMCHK00006994	Cash	93267	Prowellness Chiropratic	\$197.19
2/12/2018	351,741	PMCHK00006994	Cash	93268	Restek Corporation	\$280.45
2/12/2018	351,742	PMCHK00006994	Cash	93269	Richie Trucking	\$1,625.00

2/12/2018	351,743	PMCHK00006994	Cash	93270	R & M Welding Products Inc		\$370.07		
2/12/2018	351,744	PMCHK00006994	Cash	93271	RUMPKE		\$10.00		
2/12/2018	351,745	PMCHK00006994	Cash	93272	Safe Ship NKY		\$615.17		
2/12/2018	351,746	PMCHK00006994	Cash	93273	Sanitation District No. 1		\$54.43		
2/12/2018	351,747	PMCHK00006994	Cash	93274	Specialized Plumbing Parts Supply		\$39.00		
2/12/2018	351,748	PMCHK00006994	Cash	93275	Sumerel Tire Co., Inc., Bob		\$19.81		
2/12/2018	351,749	PMCHK00006994	Cash	93276	Thompson Company, The Henry P.		\$3,504.90		
2/12/2018	351,750	PMCHK00006994	Cash	93277	Time Warner Cable		\$248.11		
2/12/2018	351,751	PMCHK00006994	Cash	93278	Travelers		\$5,000.00		
2/12/2018	351,752	PMCHK00006994	Cash	93279	TrinSoft, LLC		\$345.00		
2/12/2018	351,753	PMCHK00006994	Cash	93280	Ultra Scientific Analytical Solutions		\$358.24		
2/12/2018	351,754	PMCHK00006994	Cash	93281	Univar USA Inc.		\$2,778.63		
2/12/2018	351,755	PMCHK00006994	Cash	93282	United Healthcare Insurance		\$5.70		
2/12/2018	351,756	PMCHK00006994	Cash	93283	USA Bluebook		\$359.71		
2/12/2018	351,757	PMCHK00006994	Cash	93284	USALCO		\$5,959.00		
2/12/2018	351,758	PMCHK00006994	Cash	93285	Verizon Wireless		\$7,720.76		
2/12/2018	351,759	PMCHK00006994	Cash	93286	Verizon Wireless		\$11,869.00		
2/12/2018	351,760	PMCHK00006994	Cash	93287	Vertical Systems Elevator		\$369.63		
2/12/2018	351,761	PMCHK00006994	Cash	93288	Viking Supply, Inc		\$3,435.65		
2/12/2018	351,762	PMCHK00006994	Cash	93289	Vivial		\$630.80		
2/12/2018	351,763	PMCHK00006994	Cash	93290	Wagner, Pauldon E		\$750.00		
2/12/2018	351,764	PMCHK00006994	Cash	93291	Waste Resource Management Inc.		\$2,324.80		
2/12/2018	351,765	PMCHK00006994	Cash	93292	Wessel Lawncare & Landscaping		\$2,815.00		
2/12/2018	351,766	PMCHK00006994	Cash	93293	Wex Bank		\$19,606.55		
2/12/2018	351,767	PMCHK00006994	Cash	93294	Wyler, Jeff		\$273.58		
2/12/2018	351,769	PMVPY00001060	Cash	92666	Fisher Scientific	\$708.37			
2/12/2018	351,770	PMVPY00001061	Cash	92718	Wesco Receivables Corp	\$521.11			
2/12/2018	351,771	PMCHK00006995	Cash	93295	Fisher Scientific		\$708.37		
2/12/2018	351,772	PMCHK00006995	Cash	93296	Wesco Receivables Corp		\$521.11		
2/12/2018	351,777	PMCHK00006996	Cash	93297	Kentucky State Treasurer		\$5,728.38		
2/12/2018	352,178	CMTRX00008302	Bank Transaction Entry	RCT000038602		\$53,596.65			
2/12/2018	352,179	CMTRX00008302	Bank Transaction Entry	RCT000038603		\$46,622.78			
2/12/2018	352,180	CMTRX00008302	Bank Transaction Entry	RCT000038604		\$2,741.24			
2/12/2018	352,181	CMTRX00008302	Bank Transaction Entry	RCT000038605		\$19,599.41			
2/12/2018	352,182	CMTRX00008302	Bank Transaction Entry	RCT000038606		\$3,982.80			
2/12/2018	352,183	CMTRX00008302	Bank Transaction Entry	RCT000038607		\$126,860.85			
System:	DETAILED TRIAL B 9/24/2018		12:01:21 PM	Page:	16	User Date:	9/24/2018	User ID:	skampsen
N Ky Water District									
2/12/2018	352,184	CMTRX00008302	Bank Transaction Entry	RCT000038608		\$4,833.49			
2/13/2018	351,781	PMVPY00001062	Cash	92719	Travelers		\$121,608.00		
2/13/2018	351,787	PMCHK00006997	Cash	93298	A Catered Affair				\$1,363.50
2/13/2018	351,788	PMCHK00006997	Cash	93299	Bud's J & M Service				\$562.07
2/13/2018	351,789	PMCHK00006997	Cash	93300	Drinouache, Michael				\$150.83
2/13/2018	351,790	PMCHK00006997	Cash	93301	Prudential				\$859.82
2/13/2018	351,791	PMCHK00006997	Cash	93302	Sanitation District No. 1				\$37.00
2/13/2018	351,792	PMCHK00006997	Cash	93303	Travelers				\$121,608.00
2/13/2018	351,849	PMVPY00001063	Cash	93298	A Catered Affair	\$1,363.50			
2/13/2018	352,185	CMTRX00008303	Bank Transaction Entry	RCT000038609		\$20,347.22			
2/13/2018	352,186	CMTRX00008303	Bank Transaction Entry	RCT000038610		\$14,252.19			
2/13/2018	352,187	CMTRX00008303	Bank Transaction Entry	RCT000038611		\$870.64			
2/13/2018	352,188	CMTRX00008303	Bank Transaction Entry	RCT000038612		\$8,791.90			
2/13/2018	352,189	CMTRX00008303	Bank Transaction Entry	RCT000038613		\$6,484.97			
2/13/2018	352,190	CMTRX00008303	Bank Transaction Entry	RCT000038614		\$199,105.77			
2/13/2018	352,191	CMTRX00008303	Bank Transaction Entry	RCT000038615		\$9,378.78			
2/13/2018	352,192	CMTRX00008303	Bank Transaction Entry	RCT000038616		\$7,938.73			
2/14/2018	351,909	PMCHK00006998	Cash	93304	A Catered Affair				\$1,238.50
2/14/2018	352,194	CMTRX00008304	Bank Transaction Entry	RCT000038617		\$47,991.00			
2/14/2018	352,195	CMTRX00008304	Bank Transaction Entry	RCT000038618		\$28,335.65			
2/14/2018	352,196	CMTRX00008304	Bank Transaction Entry	RCT000038619		\$3,434.21			

2/14/2018	352,197	CMTRX00008304	Bank Transaction Entry	RCT000038620		\$26,337.32		
2/14/2018	352,198	CMTRX00008304	Bank Transaction Entry	RCT000038621		\$2,927.56		
2/14/2018	352,199	CMTRX00008304	Bank Transaction Entry	RCT000038622		\$126,216.58		
2/14/2018	352,200	CMTRX00008304	Bank Transaction Entry	RCT000038623		\$3,359.19		
2/14/2018	352,201	CMTRX00008304	Bank Transaction Entry	RCT000038624		\$135,946.87		
2/15/2018	351,848	CMTRX00008294	Bank Transaction Entry	DAJ000038549			\$86,434.98	
2/15/2018	352,202	CMTRX00008305	Bank Transaction Entry	RCT000038625		\$24,628.30		
2/15/2018	352,203	CMTRX00008305	Bank Transaction Entry	RCT000038626		\$22,687.62		
2/15/2018	352,204	CMTRX00008305	Bank Transaction Entry	RCT000038627		\$2,582.27		
2/15/2018	352,205	CMTRX00008305	Bank Transaction Entry	RCT000038628		\$14,619.35		
2/15/2018	352,206	CMTRX00008305	Bank Transaction Entry	RCT000038629		\$2,762.12		
2/15/2018	352,207	CMTRX00008305	Bank Transaction Entry	RCT000038630		\$77,506.52		
2/15/2018	352,208	CMTRX00008305	Bank Transaction Entry	RCT000038631		\$6,034.39		
2/15/2018	352,209	CMTRX00008305	Bank Transaction Entry	RCT000038632		\$21,202.53		
2/16/2018	352,210	CMTRX00008306	Bank Transaction Entry	RCT000038633		\$27,169.85		
2/16/2018	352,211	CMTRX00008306	Bank Transaction Entry	RCT000038634		\$20,251.43		
2/16/2018	352,212	CMTRX00008306	Bank Transaction Entry	RCT000038635		\$1,646.35		
2/16/2018	352,213	CMTRX00008306	Bank Transaction Entry	RCT000038636		\$13,806.11		
2/16/2018	352,214	CMTRX00008306	Bank Transaction Entry	RCT000038637		\$1,683.67		
2/16/2018	352,215	CMTRX00008306	Bank Transaction Entry	RCT000038638		\$66,859.55		
2/16/2018	352,216	CMTRX00008306	Bank Transaction Entry	RCT000038639		\$7,818.74		
2/16/2018	352,945	CMTRX00008318	Bank Transaction Entry	DAJ000038726			\$433.15	
2/16/2018	352,948	CMTRX00008319	Bank Transaction Entry	DAJ000038729			\$135,952.59	
2/19/2018	352,022	PMCHK00006999	Cash	93305	Kentucky State Treasurer		\$5,776.88	
2/19/2018	352,038	PMCHK00007000	Cash	93306	A & A Safety, Inc		\$150.00	
2/19/2018	352,039	PMCHK00007000	Cash	93307	ACE Exterminating Co. / Dawn		\$458.10	
2/19/2018	352,040	PMCHK00007000	Cash	93308	Around the Clock Answering Service		\$2,142.50	
2/19/2018	352,041	PMCHK00007000	Cash	93309	Arts Rental Equipment & Supply		\$6,173.81	
2/19/2018	352,042	PMCHK00007000	Cash	93310	AWWA		\$249.00	
2/19/2018	352,043	PMCHK00007000	Cash	93311	Black Box Corp of Pennsylvania		\$162.80	
2/19/2018	352,044	PMCHK00007000	Cash	93312	Blue Chip Express & Courier Service		\$190.00	
2/19/2018	352,045	PMCHK00007000	Cash	93313	Boone-Kenton Lumber Supply Co.		\$431.40	
2/19/2018	352,046	PMCHK00007000	Cash	93314	Bray Trucking Inc.		\$14,609.67	
2/19/2018	352,047	PMCHK00007000	Cash	93315	Bray Truck & Parts		\$2,915.85	
2/19/2018	352,048	PMCHK00007000	Cash	93316	Buckeye Power Sales Co., Inc		\$788.00	
2/19/2018	352,049	PMCHK00007000	Cash	93317	CDW Government Inc.		\$5,478.54	
2/19/2018	352,050	PMCHK00007000	Cash	93318	Cincinnati Bell		\$883.52	
2/19/2018	352,051	PMCHK00007000	Cash	93319	Clear Edge Filtration		\$2,049.42	
2/19/2018	352,052	PMCHK00007000	Cash	93320	Consolidated Pipe & Supply Co Inc.		\$375.75	
2/19/2018	352,053	PMCHK00007000	Cash	93321	Cope, Nicholas		\$107.98	
2/19/2018	352,054	PMCHK00007000	Cash	93322	Cornerstone Controls, Inc.		\$456.86	
2/19/2018	352,055	PMCHK00007000	Cash	93323	Core & Main		\$3,510.50	
2/19/2018	352,056	PMCHK00007000	Cash	93324	Crane 1 Services, Inc.		\$722.50	
2/19/2018	352,057	PMCHK00007000	Cash	93325	Crescent Springs Hardware		\$386.66	
2/19/2018	352,058	PMCHK00007000	Cash	93326	DeZurik, Inc.		\$690.00	
2/19/2018	352,059	PMCHK00007000	Cash	93327	Dons Garage Inc		\$3,384.29	
2/19/2018	352,060	PMCHK00007000	Cash	93328	Duke Energy		\$99,747.63	
2/19/2018	352,061	PMCHK00007000	Cash	93329	Dupont Inc		\$140.50	
2/19/2018	352,062	PMCHK00007000	Cash	93330	Emery, Thelma		\$80.66	
2/19/2018	352,063	PMCHK00007000	Cash	93331	Employers Resource Association		\$3,000.00	
2/19/2018	352,064	PMCHK00007000	Cash	93332	Environmental Laboratories, Inc.		\$42.00	
2/19/2018	352,065	PMCHK00007000	Cash	93333	Equipment Depot		\$56.75	
2/19/2018	352,066	PMCHK00007000	Cash	93334	Fastenal Company		\$436.67	
System:	DETAILED TRIAL B 9/24/2018	12:01:21 PM	Page:	17	User Date:	9/24/2018	User ID:	skampsen
N Ky Water District								
2/19/2018	352,067	PMCHK00007000	Cash	93335	Ferguson Waterworks		\$783.00	
2/19/2018	352,068	PMCHK00007000	Cash	93336	Fisher Scientific		\$2,506.00	
2/19/2018	352,069	PMCHK00007000	Cash	93337	Flaig Welding Co Inc		\$165.00	
2/19/2018	352,070	PMCHK00007000	Cash	93338	Florence Winwater Works		\$902.35	

2/19/2018	352,071	PMCHK00007000	Cash	93339	Fortiline, Inc.	\$318.00
2/19/2018	352,072	PMCHK00007000	Cash	93340	Gemmer & Sons, Inc.	\$2,991.00
2/19/2018	352,073	PMCHK00007000	Cash	93341	Grainger	\$845.38
2/19/2018	352,074	PMCHK00007000	Cash	93342	Greater Comfort Heating & Air	\$891.82
2/19/2018	352,075	PMCHK00007000	Cash	93343	Hach Company	\$288.00
2/19/2018	352,076	PMCHK00007000	Cash	93344	Hall's Paving & Sealing, Inc.	\$16,003.75
2/19/2018	352,077	PMCHK00007000	Cash	93345	HDR Engineering, Inc.	\$679.00
2/19/2018	352,078	PMCHK00007000	Cash	93346	Hillyard Kentucky	\$35.42
2/19/2018	352,079	PMCHK00007000	Cash	93347	Human Resource Profile Inc	\$100.00
2/19/2018	352,080	PMCHK00007000	Cash	93348	Ideal Supplies Inc	\$6,558.05
2/19/2018	352,081	PMCHK00007000	Cash	93349	Jacks Glass Inc	\$232.30
2/19/2018	352,082	PMCHK00007000	Cash	93350	Johnson Electric Supply Co., The	\$111.88
2/19/2018	352,083	PMCHK00007000	Cash	93351	Jolly Plumbing	\$227.50
2/19/2018	352,084	PMCHK00007000	Cash	93352	Kemira Water Solutions, Inc.	\$4,967.15
2/19/2018	352,085	PMCHK00007000	Cash	93353	Kens Crescent Springs Service	\$175.00
2/19/2018	352,086	PMCHK00007000	Cash	93354	KOI Enterprises, Inc	\$406.89
2/19/2018	352,087	PMCHK00007000	Cash	93355	Kentucky FluidAir	\$65.82
2/19/2018	352,088	PMCHK00007000	Cash	93356	KPHRA	\$150.00
2/19/2018	352,089	PMCHK00007000	Cash	93357	KWWOA	\$40.00
2/19/2018	352,090	PMCHK00007000	Cash	93358	Lawn Systems, Inc.	\$5,999.00
2/19/2018	352,091	PMCHK00007000	Cash	93359	Lowe's	\$274.70
2/19/2018	352,092	PMCHK00007000	Cash	93360	Lykins Oil Company	\$3,146.27
2/19/2018	352,093	PMCHK00007000	Cash	93361	Marine Solutions Inc.	\$7,950.00
2/19/2018	352,094	PMCHK00007000	Cash	93362	Midwest Bottle Gas Dist. Inc	\$631.96
2/19/2018	352,095	PMCHK00007000	Cash	93363	OFFICETEAM, Specialized Admin. Staffing	\$1,585.25
2/19/2018	352,096	PMCHK00007000	Cash	93364	Ohio Valley Gasket	\$1,001.23
2/19/2018	352,097	PMCHK00007000	Cash	93365	OpenDNS Inc.	\$7,623.00
2/19/2018	352,098	PMCHK00007000	Cash	93366	Open Text Inc.	\$1,830.00
2/19/2018	352,099	PMCHK00007000	Cash	93367	O'Reilly Auto Parts	\$13.68
2/19/2018	352,100	PMCHK00007000	Cash	93368	Ovivo USA, LLC	\$640.00
2/19/2018	352,101	PMCHK00007000	Cash	93369	Owen Electric Cooperative Inc	\$13,174.03
2/19/2018	352,102	PMCHK00007000	Cash	93370	Pollard Water	\$111.18
2/19/2018	352,103	PMCHK00007000	Cash	93371	Pridestaff Financial	\$1,147.50
2/19/2018	352,104	PMCHK00007000	Cash	93372	Provident Life & Accident Ins.	\$577.75
2/19/2018	352,105	PMCHK00007000	Cash	93373	Pump Pro's	\$408.50
2/19/2018	352,106	PMCHK00007000	Cash	93374	Randy's Rugged Wear	\$1,592.96
2/19/2018	352,107	PMCHK00007000	Cash	93375	Red Wing Shoes	\$127.49
2/19/2018	352,108	PMCHK00007000	Cash	93376	R & M Welding Products Inc	\$330.93
2/19/2018	352,109	PMCHK00007000	Cash	93377	RUMPKE	\$75.57
2/19/2018	352,110	PMCHK00007000	Cash	93378	Sanitation District No. 1	\$5,243.06
2/19/2018	352,111	PMCHK00007000	Cash	93379	Sanitation District No. 1	\$4,071.35
2/19/2018	352,112	PMCHK00007000	Cash	93380	Jeff Schuchter	\$151.84
2/19/2018	352,113	PMCHK00007000	Cash	93381	Security Fence Group, Inc.	\$340.00
2/19/2018	352,114	PMCHK00007000	Cash	93382	Sheriff Mike Janson	\$280.00
2/19/2018	352,115	PMCHK00007000	Cash	93383	Southeastern Equipment Co Inc	\$1,250.39
2/19/2018	352,116	PMCHK00007000	Cash	93384	Specialized Plumbing Parts Supply	\$4.47
2/19/2018	352,117	PMCHK00007000	Cash	93385	Staples Advantage	\$504.20
2/19/2018	352,118	PMCHK00007000	Cash	93386	St. Elizabeth Business Health	\$1,060.00
2/19/2018	352,119	PMCHK00007000	Cash	93387	Sumerel Tire Co., Inc., Bob	\$147.99
2/19/2018	352,120	PMCHK00007000	Cash	93388	Thompson Pipe Group	\$12,547.86
2/19/2018	352,121	PMCHK00007000	Cash	93389	Trophy Awards Mfg., Inc.	\$111.50
2/19/2018	352,122	PMCHK00007000	Cash	93390	Ultra Scientific Analytical Solutions	\$18.90
2/19/2018	352,123	PMCHK00007000	Cash	93391	Univar USA Inc.	\$2,792.83
2/19/2018	352,124	PMCHK00007000	Cash	93392	United Healthcare Insurance	\$264,865.94
2/19/2018	352,125	PMCHK00007000	Cash	93393	USALCO	\$5,949.56
2/19/2018	352,126	PMCHK00007000	Cash	93394	US Bank Equipment Finance	\$1,737.18
2/19/2018	352,127	PMCHK00007000	Cash	93395	Verizon Wireless	\$150.10
2/19/2018	352,128	PMCHK00007000	Cash	93396	VonLehman & Company Inc.	\$2,640.00
2/19/2018	352,129	PMCHK00007000	Cash	93397	Wessel Lawncare & Landscaping	\$2,395.00

2/19/2018	352,130	PMCHK00007000	Cash	93398	Wiseway Supply		\$93,900.00
2/19/2018	352,131	PMCHK00007000	Cash	93399	Xylem		\$831.51
2/19/2018	352,217	CMTRX00008307	Bank Transaction Entry	RCT000038640		\$53,619.64	
2/19/2018	352,218	CMTRX00008307	Bank Transaction Entry	RCT000038641		\$38,025.21	
2/19/2018	352,219	CMTRX00008307	Bank Transaction Entry	RCT000038642		\$1,113.85	
2/19/2018	352,220	CMTRX00008307	Bank Transaction Entry	RCT000038643		\$15,696.21	
2/19/2018	352,221	CMTRX00008307	Bank Transaction Entry	RCT000038644		\$5,140.36	
2/19/2018	352,222	CMTRX00008307	Bank Transaction Entry	RCT000038645		\$76,678.23	
2/19/2018	352,223	CMTRX00008307	Bank Transaction Entry	RCT000038646		\$88.36	
2/19/2018	352,224	CMTRX00008307	Bank Transaction Entry	RCT000038647		\$75,080.16	
2/20/2018	352,421	CMTRX00008309	Bank Transaction Entry	RCT000038649		\$17,099.72	
System:	DETAILED TRIAL B 9/24/2018	12:01:21 PM	Page:	18	User Date:	9/24/2018	User ID: skampsen
N Ky Water District							
2/20/2018	352,422	CMTRX00008309	Bank Transaction Entry	RCT000038650		\$12,366.54	
2/20/2018	352,423	CMTRX00008309	Bank Transaction Entry	RCT000038651		\$760.63	
2/20/2018	352,424	CMTRX00008309	Bank Transaction Entry	RCT000038652		\$6,571.52	
2/20/2018	352,425	CMTRX00008309	Bank Transaction Entry	RCT000038653		\$3,363.44	
2/20/2018	352,426	CMTRX00008309	Bank Transaction Entry	RCT000038654		\$12,794.05	
2/20/2018	352,427	CMTRX00008309	Bank Transaction Entry	RCT000038655		\$2,516.88	
2/21/2018	352,177	PMCHK00007001	Cash	93400	Pirtek Reading Road		\$1,565.15
2/21/2018	352,428	CMTRX00008310	Bank Transaction Entry	RCT000038656		\$34,922.57	
2/21/2018	352,429	CMTRX00008310	Bank Transaction Entry	RCT000038657		\$21,238.55	
2/21/2018	352,430	CMTRX00008310	Bank Transaction Entry	RCT000038658		\$2,117.44	
2/21/2018	352,431	CMTRX00008310	Bank Transaction Entry	RCT000038659		\$17,868.85	
2/21/2018	352,432	CMTRX00008310	Bank Transaction Entry	RCT000038660		\$1,951.03	
2/21/2018	352,433	CMTRX00008310	Bank Transaction Entry	RCT000038661		\$149,265.85	
2/21/2018	352,434	CMTRX00008310	Bank Transaction Entry	RCT000038662		\$2,432.13	
2/21/2018	352,510	CMXFR0000393	Bank Transfer Entry	XFR000038671	Transfer To: 5/3RD P&I		\$1,750,000.00
2/21/2018	352,949	CMTRX00008319	Bank Transaction Entry	DAJ000038730		\$6,251.06	
2/21/2018	352,950	CMTRX00008319	Bank Transaction Entry	DAJ000038731		\$19,602.03	
2/22/2018	352,229	PMCHK00007002	Cash	93401	Becknell-Coghill Inc		\$110,140.00
2/22/2018	352,243	PMVPY00001064	Cash	93401	Becknell-Coghill Inc	\$110,140.00	
2/22/2018	352,252	PMCHK00007004	Cash	93402	Becknell-Coghill Inc		\$110,140.00
2/22/2018	352,495	CMTRX00008311	Bank Transaction Entry	RCT000038663		\$18,337.54	
2/22/2018	352,496	CMTRX00008311	Bank Transaction Entry	RCT000038664		\$11,437.50	
2/22/2018	352,497	CMTRX00008311	Bank Transaction Entry	RCT000038665		\$199.34	
2/22/2018	352,498	CMTRX00008311	Bank Transaction Entry	RCT000038666		\$5,418.32	
2/22/2018	352,499	CMTRX00008311	Bank Transaction Entry	RCT000038667		\$2,556.29	
2/22/2018	352,500	CMTRX00008311	Bank Transaction Entry	RCT000038668		\$153,367.64	
2/22/2018	352,501	CMTRX00008311	Bank Transaction Entry	RCT000038669		\$5,048.28	
2/22/2018	352,953	CMTRX00008319	Bank Transaction Entry	DAJ000038734			\$301.82
2/22/2018	352,954	CMTRX00008319	Bank Transaction Entry	IAJ000038735		\$0.03	
2/23/2018	352,377	CMTRX00008308	Bank Transaction Entry	DAJ000038648			\$53,751.20
2/23/2018	352,652	CMTRX00008314	Bank Transaction Entry	RCT000038673		\$16,039.64	
2/23/2018	352,653	CMTRX00008314	Bank Transaction Entry	RCT000038674		\$16,283.18	
2/23/2018	352,654	CMTRX00008314	Bank Transaction Entry	RCT000038675		\$190.14	
2/23/2018	352,655	CMTRX00008314	Bank Transaction Entry	RCT000038676		\$7,038.32	
2/23/2018	352,656	CMTRX00008314	Bank Transaction Entry	RCT000038677		\$3,602.24	
2/23/2018	352,657	CMTRX00008314	Bank Transaction Entry	RCT000038678		\$75,567.76	
2/23/2018	352,658	CMTRX00008314	Bank Transaction Entry	RCT000038679		\$2,054.73	
2/26/2018	352,435	PMCHK00007006	Cash	93403	A & A Safety, Inc		\$6,250.00
2/26/2018	352,436	PMCHK00007006	Cash	93404	Appalachian States Analytical, LLC		\$927.00
2/26/2018	352,437	PMCHK00007006	Cash	93405	Aqua Metrology Systems Ltd.		\$17,950.00
2/26/2018	352,438	PMCHK00007006	Cash	93406	Arts Rental Equipment & Supply		\$1,056.77
2/26/2018	352,439	PMCHK00007006	Cash	93407	AWWA		\$1,063.00
2/26/2018	352,440	PMCHK00007006	Cash	93408	Blackburn Manufacturing Company		\$2,332.80
2/26/2018	352,441	PMCHK00007006	Cash	93409	Bray Truck & Parts		\$370.04
2/26/2018	352,442	PMCHK00007006	Cash	93410	Buckeye Power Sales Co., Inc		\$426.20
2/26/2018	352,443	PMCHK00007006	Cash	93411	Bud's J & M Service		\$851.11

2/26/2018	352,444	PMCHK00007006	Cash	93412	CBT Company	\$48.56		
2/26/2018	352,445	PMCHK00007006	Cash	93413	CDW Government Inc.	\$1,092.16		
2/26/2018	352,446	PMCHK00007006	Cash	93414	Cincinnati Bell	\$3,141.00		
2/26/2018	352,447	PMCHK00007006	Cash	93415	Cintas #315	\$2,989.92		
2/26/2018	352,448	PMCHK00007006	Cash	93416	Consolidated Pipe & Supply Co Inc.	\$1,038.85		
2/26/2018	352,449	PMCHK00007006	Cash	93417	Cornerstone Controls, Inc.	\$610.12		
2/26/2018	352,450	PMCHK00007006	Cash	93418	Crescent Springs Hardware	\$221.60		
2/26/2018	352,451	PMCHK00007006	Cash	93419	Dons Garage Inc	\$449.18		
2/26/2018	352,452	PMCHK00007006	Cash	93420	Duke Energy	\$38,182.74		
2/26/2018	352,453	PMCHK00007006	Cash	93421	E-ISG Asset Intelligence LLC	\$3,389.00		
2/26/2018	352,454	PMCHK00007006	Cash	93422	Environmental Resource Assoc	\$200.33		
2/26/2018	352,455	PMCHK00007006	Cash	93423	Fastenal Company	\$70.14		
2/26/2018	352,456	PMCHK00007006	Cash	93424	Fastech Alarms &	\$389.39		
2/26/2018	352,457	PMCHK00007006	Cash	93425	Ferguson Waterworks	\$438.45		
2/26/2018	352,458	PMCHK00007006	Cash	93426	Flaig Welding Co Inc	\$870.00		
2/26/2018	352,459	PMCHK00007006	Cash	93427	Fortiline, Inc.	\$2,835.69		
2/26/2018	352,460	PMCHK00007006	Cash	93428	Fouser Environmental Services	\$310.00		
2/26/2018	352,461	PMCHK00007006	Cash	93429	Grainger	\$186.11		
2/26/2018	352,462	PMCHK00007006	Cash	93430	Graybar Electric Co Inc	\$1,000.24		
2/26/2018	352,463	PMCHK00007006	Cash	93431	Greater Comfort Heating & Air	\$5,669.95		
2/26/2018	352,464	PMCHK00007006	Cash	93432	Harper Oil Products Inc	\$95.00		
2/26/2018	352,465	PMCHK00007006	Cash	93433	Harrington Industrial Plastics	\$216.80		
2/26/2018	352,466	PMCHK00007006	Cash	93434	Hillyard Kentucky	\$809.38		
2/26/2018	352,467	PMCHK00007006	Cash	93435	Ideal Supplies Inc	\$4,182.00		
2/26/2018	352,468	PMCHK00007006	Cash	93436	ITsavvy LLC	\$1,393.28		
2/26/2018	352,469	PMCHK00007006	Cash	93437	Kemira Water Solutions, Inc.	\$4,928.19		
2/26/2018	352,470	PMCHK00007006	Cash	93438	KOI Enterprises, Inc	\$64.02		
2/26/2018	352,471	PMCHK00007006	Cash	93439	Lowe's	\$365.82		
System:	DETAILED TRIAL B 9/24/2018	12:01:21 PM	Page:	19	User Date:	9/24/2018	User ID:	skampsen
N Ky Water District								
2/26/2018	352,472	PMCHK00007006	Cash	93440	Mailender Inc.	\$87.42		
2/26/2018	352,473	PMCHK00007006	Cash	93441	Marston Technical Service Inc.	\$1,968.60		
2/26/2018	352,474	PMCHK00007006	Cash	93442	Millipore Corporation	\$1,275.42		
2/26/2018	352,475	PMCHK00007006	Cash	93443	Minuteman/Design Press	\$762.00		
2/26/2018	352,476	PMCHK00007006	Cash	93444	Mobilcomm Inc.	\$963.00		
2/26/2018	352,477	PMCHK00007006	Cash	93445	Northern Kentucky Machine	\$500.00		
2/26/2018	352,478	PMCHK00007006	Cash	93446	OFFICETEAM, Specialized Admin. Staffing	\$1,261.24		
2/26/2018	352,479	PMCHK00007006	Cash	93447	Ovivo USA, LLC	\$465.59		
2/26/2018	352,480	PMCHK00007006	Cash	93448	Owen Electric Cooperative Inc	\$843.77		
2/26/2018	352,481	PMCHK00007006	Cash	93449	Pilot Lumber	\$5.49		
2/26/2018	352,482	PMCHK00007006	Cash	93450	Safeguard Business Systems	\$48.49		
2/26/2018	352,483	PMCHK00007006	Cash	93451	Sanitation District No. 1	\$31.75		
2/26/2018	352,484	PMCHK00007006	Cash	93452	Jeff Schuchter	\$93.14		
2/26/2018	352,485	PMCHK00007006	Cash	93453	Southern States	\$37.97		
2/26/2018	352,486	PMCHK00007006	Cash	93454	Sumerel Tire Co., Inc., Bob	\$892.96		
2/26/2018	352,487	PMCHK00007006	Cash	93455	Time Warner Cable	\$110.00		
2/26/2018	352,488	PMCHK00007006	Cash	93456	Trane U.S., Inc.	\$632.00		
2/26/2018	352,489	PMCHK00007006	Cash	93457	Univar USA Inc.	\$2,774.93		
2/26/2018	352,490	PMCHK00007006	Cash	93458	United Window Cleaning Co., Inc.	\$40.00		
2/26/2018	352,491	PMCHK00007006	Cash	93459	Victory Janitorial Service, Inc.	\$1,400.00		
2/26/2018	352,492	PMCHK00007006	Cash	93460	Viking Supply, Inc	\$5,505.50		
2/26/2018	352,493	PMCHK00007006	Cash	93461	Wessel Lawncare & Landscaping	\$945.00		
2/26/2018	352,494	PMCHK00007006	Cash	93462	Wildman Corporate Apparel	\$425.72		
2/26/2018	352,513	PMCHK00007007	Cash	93463	Kentucky State Treasurer	\$5,776.88		
2/26/2018	352,659	CMTRX00008315	Bank Transaction Entry	RCT000038680		\$63,398.42		
2/26/2018	352,660	CMTRX00008315	Bank Transaction Entry	RCT000038681		\$47,068.47		
2/26/2018	352,661	CMTRX00008315	Bank Transaction Entry	RCT000038682		\$1,692.35		
2/26/2018	352,662	CMTRX00008315	Bank Transaction Entry	RCT000038683		\$17,596.86		
2/26/2018	352,663	CMTRX00008315	Bank Transaction Entry	RCT000038684		\$3,333.28		

2/26/2018	352,664	CMTRX00008315	Bank Transaction Entry	RCT000038685		\$12,427.75			
2/26/2018	352,940	CMTRX00008318	Bank Transaction Entry	IAJ000038721		\$0.25			
2/26/2018	352,951	CMTRX00008319	Bank Transaction Entry	DAJ000038732			\$89.77		
2/26/2018	352,956	CMTRX00008319	Bank Transaction Entry	IAJ000038737		\$145,734.86			
2/27/2018	352,520	PMVPY00001065	Cash	93272	Safe Ship NKY	\$615.17			
2/27/2018	352,521	PMCHK00007008	Cash	93464	Safe Ship NKY		\$615.17		
2/27/2018	352,665	CMTRX00008316	Bank Transaction Entry	RCT000038686		\$22,128.70			
2/27/2018	352,666	CMTRX00008316	Bank Transaction Entry	RCT000038687		\$15,829.20			
2/27/2018	352,667	CMTRX00008316	Bank Transaction Entry	RCT000038688		\$700.69			
2/27/2018	352,668	CMTRX00008316	Bank Transaction Entry	RCT000038689		\$8,543.11			
2/27/2018	352,669	CMTRX00008316	Bank Transaction Entry	RCT000038690		\$3,158.42			
2/27/2018	352,670	CMTRX00008316	Bank Transaction Entry	RCT000038691		\$168,180.71			
2/27/2018	352,671	CMTRX00008316	Bank Transaction Entry	RCT000038692		\$14,751.62			
2/27/2018	352,672	CMTRX00008316	Bank Transaction Entry	RCT000038693		\$1,831.11			
2/27/2018	352,955	CMTRX00008319	Bank Transaction Entry	IAJ000038736		\$22,700.08			
2/28/2018	352,673	CMTRX00008317	Bank Transaction Entry	RCT000038694		\$37,710.78			
2/28/2018	352,674	CMTRX00008317	Bank Transaction Entry	RCT000038695		\$35,540.50			
2/28/2018	352,675	CMTRX00008317	Bank Transaction Entry	RCT000038696		\$8,076.16			
2/28/2018	352,676	CMTRX00008317	Bank Transaction Entry	RCT000038697		\$18,590.62			
2/28/2018	352,677	CMTRX00008317	Bank Transaction Entry	RCT000038698		\$1,615.52			
2/28/2018	352,678	CMTRX00008317	Bank Transaction Entry	RCT000038699		\$124,717.91			
2/28/2018	352,679	CMTRX00008317	Bank Transaction Entry	RCT000038700		\$13,267.36			
2/28/2018	352,680	CMTRX00008317	Bank Transaction Entry	RCT000038701		\$2,632.19			
2/28/2018	352,957	CMTRX00008319	Bank Transaction Entry	IAJ000038738		\$22,700.42			
2/28/2018	352,958	CMTRX00008319	Bank Transaction Entry	IAJ000038739		\$26,098.82			
2/28/2018	352,960	CMTRX00008320	Bank Transaction Entry	DAJ000038741			\$0.10		
2/28/2018	352,961	CMTRX00008321	Bank Transaction Entry	DAJ000038742			\$0.20		
2/28/2018	352,962	CMTRX00008322	Bank Transaction Entry	IAJ000038743		\$0.40			
3/1/2018	352,596	CMTRX00008313	Bank Transaction Entry	DAJ000038672			\$144,952.82		
3/1/2018	352,688	PMVPY00001066	Cash	92237		\$1,100.00			
3/1/2018	353,016	CMTRX00008324	Bank Transaction Entry	RCT000038745	Bauman, Robert	\$34,570.62			
3/1/2018	353,017	CMTRX00008324	Bank Transaction Entry	RCT000038746		\$24,914.82			
3/1/2018	353,018	CMTRX00008324	Bank Transaction Entry	RCT000038747		\$2,076.31			
3/1/2018	353,019	CMTRX00008324	Bank Transaction Entry	RCT000038748		\$16,568.99			
3/1/2018	353,020	CMTRX00008324	Bank Transaction Entry	RCT000038749		\$2,006.38			
3/1/2018	353,021	CMTRX00008324	Bank Transaction Entry	RCT000038750		\$190,980.37			
3/1/2018	353,022	CMTRX00008324	Bank Transaction Entry	RCT000038751		\$5,024.41			
3/1/2018	354,372	CMTRX00008349	Bank Transaction Entry	DAJ000038936			\$137,545.13		
3/1/2018	354,382	CMTRX00008349	Bank Transaction Entry	DAJ000038946			\$437.59		
3/1/2018	354,388	CMTRX00008349	Bank Transaction Entry	DAJ000038952			\$6,302.19		
3/1/2018	354,394	CMTRX00008350	Bank Transaction Entry	DAJ000038958			\$154.99		
3/1/2018	354,395	CMTRX00008351	Bank Transaction Entry	IAJ000038959		\$1,630.45			
3/2/2018	353,023	CMTRX00008325	Bank Transaction Entry	RCT000038752		\$32,701.29			
3/2/2018	353,024	CMTRX00008325	Bank Transaction Entry	RCT000038753		\$28,257.14			
3/2/2018	353,025	CMTRX00008325	Bank Transaction Entry	RCT000038754		\$629.30			
System:	DETAILED TRIAL B 9/24/2018		12:01:21 PM	Page:	20	User Date:	9/24/2018	User ID:	skampsen
N Ky Water District									
3/2/2018	353,026	CMTRX00008325	Bank Transaction Entry	RCT000038755		\$13,232.47			
3/2/2018	353,027	CMTRX00008325	Bank Transaction Entry	RCT000038756		\$2,823.86			
3/2/2018	353,028	CMTRX00008325	Bank Transaction Entry	RCT000038757		\$110,292.46			
3/2/2018	353,029	CMTRX00008325	Bank Transaction Entry	RCT000038758		\$6,623.59			
3/2/2018	354,373	CMTRX00008349	Bank Transaction Entry	DAJ000038937			\$138,023.83		
3/2/2018	354,378	CMTRX00008349	Bank Transaction Entry	DAJ000038942			\$1,495.26		
3/2/2018	354,383	CMTRX00008349	Bank Transaction Entry	DAJ000038947			\$446.88		
3/2/2018	354,389	CMTRX00008349	Bank Transaction Entry	IAJ000038953		\$5,604.41			
3/5/2018	352,799	PMCHK00007011	Cash	93465	Abco Safety		\$698.80		
3/5/2018	352,800	PMCHK00007011	Cash	93466	ACE Exterminating Co. / Dawn		\$415.35		
3/5/2018	352,801	PMCHK00007011	Cash	93467	Ace-Tex Enterprises, Inc.		\$394.45		
3/5/2018	352,802	PMCHK00007011	Cash	93468	Around the Clock Answering Service		\$733.00		



3/5/2018	352,803	PMCHK00007011	Cash	93469	Arts Rental Equipment & Supply	\$6,199.25
3/5/2018	352,804	PMCHK00007011	Cash	93470	A & S Electric Supply, Inc.	\$267.12
3/5/2018	352,805	PMCHK00007011	Cash	93471	Ashley, John	\$85.53
3/5/2018	352,806	PMCHK00007011	Cash	93472	Badger Meter, Inc	\$78.00
3/5/2018	352,807	PMCHK00007011	Cash	93473	Battery Neighbor LLC	\$471.60
3/5/2018	352,808	PMCHK00007011	Cash	93474	Bauman, Robert	\$1,100.00
3/5/2018	352,809	PMCHK00007011	Cash	93475	Belser, Tonya	\$126.96
3/5/2018	352,810	PMCHK00007011	Cash	93476	George E. Booth,. Inc.	\$67.60
3/5/2018	352,811	PMCHK00007011	Cash	93477	CA Advance	\$15.44
3/5/2018	352,812	PMCHK00007011	Cash	93478	Cains Customs Inc.	\$500.00
3/5/2018	352,813	PMCHK00007011	Cash	93479	CBTS	\$196.40
3/5/2018	352,814	PMCHK00007011	Cash	93480	CDW Government Inc.	\$170.56
3/5/2018	352,815	PMCHK00007011	Cash	93481	Cincinnati Bell	\$2,210.83
3/5/2018	352,816	PMCHK00007011	Cash	93482	Cincinnati Bell	\$655.21
3/5/2018	352,817	PMCHK00007011	Cash	93483	Cincinnati Bell Any Distance	\$115.84
3/5/2018	352,818	PMCHK00007011	Cash	93484	Cincinnati State College	\$598.00
3/5/2018	352,819	PMCHK00007011	Cash	93485	Consolidated Pipe & Supply Co Inc.	\$434.07
3/5/2018	352,820	PMCHK00007011	Cash	93486	Core & Main	\$549.90
3/5/2018	352,821	PMCHK00007011	Cash	93487	Coyle, Ron	\$114.31
3/5/2018	352,822	PMCHK00007011	Cash	93488	Crescent Springs Hardware	\$136.55
3/5/2018	352,823	PMCHK00007011	Cash	93489	Daniels, Amy	\$36.48
3/5/2018	352,824	PMCHK00007011	Cash	93490	Denton, Lucinda	\$19.73
3/5/2018	352,825	PMCHK00007011	Cash	93491	DeZurik, Inc.	\$912.00
3/5/2018	352,826	PMCHK00007011	Cash	93492	Dons Garage Inc	\$2,522.44
3/5/2018	352,827	PMCHK00007011	Cash	93493	Dove Data Products, Inc.	\$960.00
3/5/2018	352,828	PMCHK00007011	Cash	93494	Duke Energy	\$25,988.80
3/5/2018	352,829	PMCHK00007011	Cash	93495	E & H Integrated Systems	\$68.50
3/5/2018	352,830	PMCHK00007011	Cash	93496	Enquirer Media	\$2,376.46
3/5/2018	352,831	PMCHK00007011	Cash	93497	EyeMed	\$1,210.62
3/5/2018	352,832	PMCHK00007011	Cash	93498	Fastenal Company	\$3,181.09
3/5/2018	352,833	PMCHK00007011	Cash	93499	Fastech Alarms &	\$2,835.05
3/5/2018	352,834	PMCHK00007011	Cash	93500	Federal Express	\$93.65
3/5/2018	352,835	PMCHK00007011	Cash	93501	Field, Charlotte	\$266.23
3/5/2018	352,836	PMCHK00007011	Cash	93502	Fisher, Jerry	\$61.19
3/5/2018	352,837	PMCHK00007011	Cash	93503	Flaig Welding Co Inc	\$25.00
3/5/2018	352,838	PMCHK00007011	Cash	93504	Florence Winwater Works	\$5,838.37
3/5/2018	352,839	PMCHK00007011	Cash	93505	Fricke, Cody	\$33.07
3/5/2018	352,840	PMCHK00007011	Cash	93506	Graybar Electric Co Inc	\$727.60
3/5/2018	352,841	PMCHK00007011	Cash	93507	Greater Comfort Heating & Air	\$877.82
3/5/2018	352,842	PMCHK00007011	Cash	93508	Hach Company	\$974.56
3/5/2018	352,843	PMCHK00007011	Cash	93509	Hall's Paving & Sealing, Inc.	\$11,824.60
3/5/2018	352,844	PMCHK00007011	Cash	93510	Hampton, David	\$131.77
3/5/2018	352,845	PMCHK00007011	Cash	93511	HMB Inc.	\$7,387.00
3/5/2018	352,846	PMCHK00007011	Cash	93512	Hodges, Nathan	\$2,790.00
3/5/2018	352,847	PMCHK00007011	Cash	93513	Human Resource Profile Inc	\$150.00
3/5/2018	352,848	PMCHK00007011	Cash	93514	Humana Dental Ins. Co.	\$1,058.40
3/5/2018	352,849	PMCHK00007011	Cash	93515	Ideal Supplies Inc	\$290.00
3/5/2018	352,850	PMCHK00007011	Cash	93516	Idealstor	\$656.00
3/5/2018	352,851	PMCHK00007011	Cash	93517	Jacks Glass Inc	\$210.43
3/5/2018	352,852	PMCHK00007011	Cash	93518	Jack Doheny Companies, Inc.	\$2,440.55
3/5/2018	352,853	PMCHK00007011	Cash	93519	Johnson Electric Supply Co., The	\$365.59
3/5/2018	352,854	PMCHK00007011	Cash	93520	Jolly Plumbing	\$225.00
3/5/2018	352,855	PMCHK00007011	Cash	93521	Kemper Inc Richard G	\$12.35
3/5/2018	352,856	PMCHK00007011	Cash	93522	Kemira Water Solutions, Inc.	\$9,995.97
3/5/2018	352,857	PMCHK00007011	Cash	93523	KOI Enterprises, Inc	\$462.88
3/5/2018	352,858	PMCHK00007011	Cash	93524	Kentucky Chamber of Commerce	\$135.95
3/5/2018	352,859	PMCHK00007011	Cash	93525	K E Rose Company	\$732.70
3/5/2018	352,860	PMCHK00007011	Cash	93526	KWWOA	\$1,080.00
3/5/2018	352,861	PMCHK00007011	Cash	93527	LabtronX, Inc	\$637.13

3/5/2018	352,862	PMCHK00007011	Cash		93528	Leighton, Shawn	\$15.07
3/5/2018	352,863	PMCHK00007011	Cash		93529	Lincoln National Life Insurance Co.	\$6,752.70
3/5/2018	352,864	PMCHK00007011	Cash		93530	Lowe's	\$1,628.31
System:	DETAILED TRIAL B 9/24/2018		12:01:21 PM	Page:	21	User Date:	9/24/2018
						User ID:	skampsen
N Ky Water District							
3/5/2018	352,865	PMCHK00007011	Cash		93531	Lukacevic, Cynthia	\$126.68
3/5/2018	352,866	PMCHK00007011	Cash		93532	Lykins Oil Company	\$4,735.20
3/5/2018	352,867	PMCHK00007011	Cash		93533	Lynn, Jamie	\$40.38
3/5/2018	352,868	PMCHK00007011	Cash		93534	Matheson Tri-Gas, Inc.	\$1,149.00
3/5/2018	352,869	PMCHK00007011	Cash		93535	Merman, Eric	\$126.22
3/5/2018	352,870	PMCHK00007011	Cash		93536	Midwest Bottle Gas Dist. Inc	\$1,068.23
3/5/2018	352,871	PMCHK00007011	Cash		93537	OFFICETEAM, Specialized Admin. Staffing	\$798.00
3/5/2018	352,872	PMCHK00007011	Cash		93538	Ohio Valley Gasket	\$43.33
3/5/2018	352,873	PMCHK00007011	Cash		93539	Ooten, Tina	\$75.09
3/5/2018	352,874	PMCHK00007011	Cash		93540	O'Reilly Auto Parts	\$16.35
3/5/2018	352,875	PMCHK00007011	Cash		93541	Orr Safety Corporation	\$3,399.33
3/5/2018	352,876	PMCHK00007011	Cash		93542	Owen Electric Cooperative Inc	\$382.51
3/5/2018	352,877	PMCHK00007011	Cash		93543	Pacific Interpreters	\$24.65
3/5/2018	352,878	PMCHK00007011	Cash		93544	Colleen Medert-Petty Cash	\$71.68
3/5/2018	352,879	PMCHK00007011	Cash		93545	Planning & Development Service of Kenton Cou	\$3,851.66
3/5/2018	352,880	PMCHK00007011	Cash		93546	Powell, Kimberly	\$77.98
3/5/2018	352,881	PMCHK00007011	Cash		93547	Pridestaff Financial	\$2,368.78
3/5/2018	352,882	PMCHK00007011	Cash		93548	Randy's Rugged Wear	\$2,469.35
3/5/2018	352,883	PMCHK00007011	Cash		93549	Red Wing Shoes	\$127.49
3/5/2018	352,884	PMCHK00007011	Cash		93550	Richie Trucking	\$1,625.00
3/5/2018	352,885	PMCHK00007011	Cash		93551	R & M Welding Products Inc	\$76.98
3/5/2018	352,886	PMCHK00007011	Cash		93552	RUMPKE	\$120.00
3/5/2018	352,887	PMCHK00007011	Cash		93553	Safety Shoe Distributors	\$130.99
3/5/2018	352,888	PMCHK00007011	Cash		93554	Sanitation District No. 1	\$2,610.14
3/5/2018	352,889	PMCHK00007011	Cash		93555	Sanitation District No. 1	\$15.62
3/5/2018	352,890	PMCHK00007011	Cash		93556	Jeff Schuchter	\$129.21
3/5/2018	352,891	PMCHK00007011	Cash		93557	Seal Analytical, Inc.	\$665.00
3/5/2018	352,892	PMCHK00007011	Cash		93558	Simpson, Lori	\$51.36
3/5/2018	352,893	PMCHK00007011	Cash		93559	Southern States	\$19.55
3/5/2018	352,894	PMCHK00007011	Cash		93560	Specialized Plumbing Parts Supply	\$9.90
3/5/2018	352,895	PMCHK00007011	Cash		93561	Spencer Dustin	\$51.85
3/5/2018	352,896	PMCHK00007011	Cash		93562	Spring Grove Sheet Metal	\$3,106.00
3/5/2018	352,897	PMCHK00007011	Cash		93563	Staples Advantage	\$140.88
3/5/2018	352,898	PMCHK00007011	Cash		93564	Staley, Gerald	\$587.37
3/5/2018	352,899	PMCHK00007011	Cash		93565	Sumerel Tire Co., Inc., Bob	\$98.97
3/5/2018	352,900	PMCHK00007011	Cash		93566	Time Warner Cable	\$248.26
3/5/2018	352,901	PMCHK00007011	Cash		93567	TrinSoft, LLC	\$1,147.50
3/5/2018	352,902	PMCHK00007011	Cash		93568	Truck and Trailer Supply	\$18.96
3/5/2018	352,903	PMCHK00007011	Cash		93569	Univar USA Inc.	\$5,386.22
3/5/2018	352,904	PMCHK00007011	Cash		93570	United Healthcare Insurance	\$5.90
3/5/2018	352,905	PMCHK00007011	Cash		93571	USA Bluebook	\$561.06
3/5/2018	352,906	PMCHK00007011	Cash		93572	USALCO	\$5,713.56
3/5/2018	352,907	PMCHK00007011	Cash		93573	Victory Janitorial Service, Inc.	\$555.00
3/5/2018	352,908	PMCHK00007011	Cash		93574	Viking Supply, Inc	\$2,533.50
3/5/2018	352,909	PMCHK00007011	Cash		93575	Werner, Jennifer	\$88.89
3/5/2018	352,910	PMCHK00007011	Cash		93576	Wex Bank	\$13,056.80
3/5/2018	352,911	PMCHK00007011	Cash		93577	Wilder Winnelson	\$226.31
3/5/2018	352,912	PMCHK00007011	Cash		93578	Wildman Corporate Apparel	\$724.77
3/5/2018	352,913	PMCHK00007011	Cash		93579	Xylem	\$3.68
3/5/2018	353,030	CMTRX00008326	Bank Transaction Entry		RCT000038759		\$56,364.78
3/5/2018	353,031	CMTRX00008326	Bank Transaction Entry		RCT000038760		\$43,253.33
3/5/2018	353,032	CMTRX00008326	Bank Transaction Entry		RCT000038761		\$1,188.52
3/5/2018	353,033	CMTRX00008326	Bank Transaction Entry		RCT000038762		\$18,893.81
3/5/2018	353,034	CMTRX00008326	Bank Transaction Entry		RCT000038763		\$4,600.23

3/5/2018	353,035	CMTRX00008326	Bank Transaction Entry	RCT000038764		\$124,772.03		
3/5/2018	353,036	CMTRX00008326	Bank Transaction Entry	RCT000038765		\$56.09		
3/5/2018	353,037	CMTRX00008326	Bank Transaction Entry	RCT000038766		\$4,603.89		
3/6/2018	352,979	PMCHK00007012	Cash	93580	Kentucky State Treasurer		\$5,795.38	
3/6/2018	353,041	CMTRX00008327	Bank Transaction Entry	RCT000038767		\$17,630.25		
3/6/2018	353,042	CMTRX00008327	Bank Transaction Entry	RCT000038768		\$16,268.75		
3/6/2018	353,043	CMTRX00008327	Bank Transaction Entry	RCT000038769		\$694.73		
3/6/2018	353,044	CMTRX00008327	Bank Transaction Entry	RCT000038770		\$8,197.94		
3/6/2018	353,045	CMTRX00008327	Bank Transaction Entry	RCT000038771		\$5,271.19		
3/6/2018	353,046	CMTRX00008327	Bank Transaction Entry	RCT000038772		\$162,359.20		
3/6/2018	353,047	CMTRX00008327	Bank Transaction Entry	RCT000038773		\$12,208.08		
3/6/2018	353,048	CMTRX00008327	Bank Transaction Entry	RCT000038774		\$3,078.00		
3/6/2018	353,160	CMXFR00000394	Bank Transfer Entry	XFR000038775	Transfer To: DENTAL BENEFITS		\$10,000.00	
3/7/2018	353,381	CMTRX00008329	Bank Transaction Entry	RCT000038778		\$41,136.57		
3/7/2018	353,382	CMTRX00008329	Bank Transaction Entry	RCT000038779		\$41,714.12		
3/7/2018	353,383	CMTRX00008329	Bank Transaction Entry	RCT000038780		\$3,397.53		
3/7/2018	353,384	CMTRX00008329	Bank Transaction Entry	RCT000038781		\$19,032.83		
3/7/2018	353,385	CMTRX00008329	Bank Transaction Entry	RCT000038782		\$3,938.46		
3/7/2018	353,386	CMTRX00008329	Bank Transaction Entry	RCT000038783		\$94,500.43		
3/7/2018	353,387	CMTRX00008329	Bank Transaction Entry	RCT000038784		\$6,408.81		
System:	DETAILED TRIAL B 9/24/2018	12:01:21 PM	Page:	22	User Date:	9/24/2018	User ID:	skampsen
N Ky Water District								
3/7/2018	353,388	CMTRX00008329	Bank Transaction Entry	RCT000038785		\$55,511.48		
3/8/2018	353,050	PMVPY00001067	Cash	93511	HMB Inc.	\$7,387.00		
3/8/2018	353,403	CMTRX00008330	Bank Transaction Entry	RCT000038786		\$23,042.90		
3/8/2018	353,404	CMTRX00008330	Bank Transaction Entry	RCT000038787		\$25,993.28		
3/8/2018	353,405	CMTRX00008330	Bank Transaction Entry	RCT000038788		\$1,227.16		
3/8/2018	353,406	CMTRX00008330	Bank Transaction Entry	RCT000038789		\$12,151.79		
3/8/2018	353,407	CMTRX00008330	Bank Transaction Entry	RCT000038790		\$2,206.90		
3/8/2018	353,408	CMTRX00008330	Bank Transaction Entry	RCT000038791		\$80,688.60		
3/8/2018	353,409	CMTRX00008330	Bank Transaction Entry	RCT000038792		\$33,710.69		
3/8/2018	353,410	CMTRX00008330	Bank Transaction Entry	RCT000038793		\$43,614.48		
3/9/2018	353,166	PMVPY00001068	Cash	93264	Polston, Derick	\$39.86		
3/9/2018	353,411	CMTRX00008331	Bank Transaction Entry	RCT000038794		\$39,979.81		
3/9/2018	353,412	CMTRX00008331	Bank Transaction Entry	RCT000038795		\$16,021.88		
3/9/2018	353,413	CMTRX00008331	Bank Transaction Entry	RCT000038796		\$552.12		
3/9/2018	353,414	CMTRX00008331	Bank Transaction Entry	RCT000038797		\$7,604.94		
3/9/2018	353,415	CMTRX00008331	Bank Transaction Entry	RCT000038798		\$1,597.01		
3/9/2018	353,416	CMTRX00008331	Bank Transaction Entry	RCT000038799		\$84,992.51		
3/9/2018	353,417	CMTRX00008331	Bank Transaction Entry	RCT000038800		\$7,745.94		
3/9/2018	354,374	CMTRX00008349	Bank Transaction Entry	DAJ000038938			\$144,099.00	
3/9/2018	354,384	CMTRX00008349	Bank Transaction Entry	DAJ000038948			\$2,042.69	
3/12/2018	353,214	PMCHK00007015	Cash	93581	AccuStandard, Inc.	\$944.53		
3/12/2018	353,215	PMCHK00007015	Cash	93582	American Red Cross	\$27.00		
3/12/2018	353,216	PMCHK00007015	Cash	93583	Arc Document Solutions, LLC	\$97.64		
3/12/2018	353,217	PMCHK00007015	Cash	93584	Arts Rental Equipment & Supply	\$2,257.75		
3/12/2018	353,218	PMCHK00007015	Cash	93585	Badger Meter, Inc	\$78.00		
3/12/2018	353,219	PMCHK00007015	Cash	93586	BestOne, Tire & Service of Mid America, Inc.	\$238.89		
3/12/2018	353,220	PMCHK00007015	Cash	93587	Best Way Disposal	\$733.24		
3/12/2018	353,221	PMCHK00007015	Cash	93588	BL Anderson Co. Inc.	\$788.16		
3/12/2018	353,222	PMCHK00007015	Cash	93589	Boone-Kenton Lumber Supply Co.	\$53.00		
3/12/2018	353,223	PMCHK00007015	Cash	93590	Bray Trucking Inc.	\$4,635.47		
3/12/2018	353,224	PMCHK00007015	Cash	93591	Bray Truck & Parts	\$2,678.26		
3/12/2018	353,225	PMCHK00007015	Cash	93592	Butler Lawn Care & Landscaping	\$300.00		
3/12/2018	353,226	PMCHK00007015	Cash	93593	Cincinnati Bell	\$1,671.53		
3/12/2018	353,227	PMCHK00007015	Cash	93594	Complete Recovery Services, Inc.	\$69.86		
3/12/2018	353,228	PMCHK00007015	Cash	93595	Crescent Springs Hardware	\$434.81		
3/12/2018	353,229	PMCHK00007015	Cash	93596	Duke Energy	\$63,810.79		
3/12/2018	353,230	PMCHK00007015	Cash	93597	Electric Motor Technologies LLC	\$12,812.00		

3/12/2018	353,231	PMCHK00007015	Cash	93598	Environmental Laboratories, Inc.	\$75.00		
3/12/2018	353,232	PMCHK00007015	Cash	93599	Fisher Scientific	\$719.56		
3/12/2018	353,233	PMCHK00007015	Cash	93600	Grainger	\$376.00		
3/12/2018	353,234	PMCHK00007015	Cash	93601	Greko Supply Company	\$309.50		
3/12/2018	353,235	PMCHK00007015	Cash	93602	Hach Company	\$1,149.71		
3/12/2018	353,236	PMCHK00007015	Cash	93603	Hall's Paving & Sealing, Inc.	\$3,024.99		
3/12/2018	353,237	PMCHK00007015	Cash	93604	Harrington Industrial Plastics	\$319.07		
3/12/2018	353,238	PMCHK00007015	Cash	93605	HMB Inc.	\$7,387.00		
3/12/2018	353,239	PMCHK00007015	Cash	93606	Ideal Supplies Inc	\$5,444.00		
3/12/2018	353,240	PMCHK00007015	Cash	93607	Jacks Glass Inc	\$265.20		
3/12/2018	353,241	PMCHK00007015	Cash	93608	Janell Inc.	\$84.50		
3/12/2018	353,242	PMCHK00007015	Cash	93609	Johnson Electric Supply Co., The	\$145.69		
3/12/2018	353,243	PMCHK00007015	Cash	93610	Jolly Plumbing	\$569.63		
3/12/2018	353,244	PMCHK00007015	Cash	93611	Kemper Inc Richard G	\$97.50		
3/12/2018	353,245	PMCHK00007015	Cash	93612	KEMI	\$4,814.96		
3/12/2018	353,246	PMCHK00007015	Cash	93613	Kemira Water Solutions, Inc.	\$4,811.31		
3/12/2018	353,247	PMCHK00007015	Cash	93614	KOI Enterprises, Inc	\$162.57		
3/12/2018	353,248	PMCHK00007015	Cash	93615	Kiger, Michael	\$3.81		
3/12/2018	353,249	PMCHK00007015	Cash	93616	Literature Fulfillment Services	\$15,755.42		
3/12/2018	353,250	PMCHK00007015	Cash	93617	Loth-The Office Experts	\$453.33		
3/12/2018	353,251	PMCHK00007015	Cash	93618	Lowe's	\$238.08		
3/12/2018	353,252	PMCHK00007015	Cash	93619	Lykins Oil Company	\$12,546.65		
3/12/2018	353,253	PMCHK00007015	Cash	93620	Mailender Inc.	\$335.35		
3/12/2018	353,254	PMCHK00007015	Cash	93621	Marston Technical Service Inc.	\$13.83		
3/12/2018	353,255	PMCHK00007015	Cash	93622	Mark's Garage	\$972.79		
3/12/2018	353,256	PMCHK00007015	Cash	93623	Matheson Tri-Gas, Inc.	\$1,149.79		
3/12/2018	353,257	PMCHK00007015	Cash	93624	Northern KY Bar Association	\$185.00		
3/12/2018	353,258	PMCHK00007015	Cash	93625	O'Reilly Auto Parts	\$19.09		
3/12/2018	353,259	PMCHK00007015	Cash	93626	Pension Corporation of America	\$6,021.90		
3/12/2018	353,260	PMCHK00007015	Cash	93627	Plant Trolley, Inc., The	\$177.12		
3/12/2018	353,261	PMCHK00007015	Cash	93628	Pridestaff Financial	\$1,411.00		
3/12/2018	353,262	PMCHK00007015	Cash	93629	Pump Pro's	\$3,873.36		
3/12/2018	353,263	PMCHK00007015	Cash	93630	Restek Corporation	\$1,224.70		
3/12/2018	353,264	PMCHK00007015	Cash	93631	R & M Welding Products Inc	\$265.79		
3/12/2018	353,265	PMCHK00007015	Cash	93632	RNK Environmental Inc	\$292.00		
3/12/2018	353,266	PMCHK00007015	Cash	93633	RUMPKPE	\$84.89		
3/12/2018	353,267	PMCHK00007015	Cash	93634	Sanitation District No. 1	\$340.22		
System:	DETAILED TRIAL B 9/24/2018	12:01:21 PM	Page:	23	User Date:	9/24/2018	User ID:	skampsen
N Ky Water District								
3/12/2018	353,268	PMCHK00007015	Cash	93635	Staples Advantage	\$209.66		
3/12/2018	353,269	PMCHK00007015	Cash	93636	Sumerel Tire Co., Inc., Bob	\$1,545.69		
3/12/2018	353,270	PMCHK00007015	Cash	93637	Tate Builders Supply, LLC	\$362.00		
3/12/2018	353,271	PMCHK00007015	Cash	93638	Travelers	\$940.10		
3/12/2018	353,272	PMCHK00007015	Cash	93639	Trane U.S., Inc.	\$2,808.00		
3/12/2018	353,273	PMCHK00007015	Cash	93640	TrinSoft, LLC	\$170.00		
3/12/2018	353,274	PMCHK00007015	Cash	93641	Univar USA Inc.	\$10,265.69		
3/12/2018	353,275	PMCHK00007015	Cash	93642	USA Bluebook	\$417.45		
3/12/2018	353,276	PMCHK00007015	Cash	93643	USALCO	\$5,862.24		
3/12/2018	353,277	PMCHK00007015	Cash	93644	Vivial	\$630.80		
3/12/2018	353,278	PMCHK00007015	Cash	93645	Waste Resource Management Inc.	\$2,492.80		
3/12/2018	353,279	PMCHK00007015	Cash	93646	Wildman Corporate Apparel	\$666.48		
3/12/2018	353,282	PMCHK00007016	Cash	93647	Kentucky State Treasurer	\$5,755.35		
3/12/2018	353,291	CMTRX00008328	Bank Transaction Entry	DAJ000038777		\$57,217.20		
3/12/2018	353,418	CMTRX00008332	Bank Transaction Entry	RCT000038801		\$46,576.32		
3/12/2018	353,419	CMTRX00008332	Bank Transaction Entry	RCT000038802		\$37,769.20		
3/12/2018	353,420	CMTRX00008332	Bank Transaction Entry	RCT000038803		\$1,761.17		
3/12/2018	353,421	CMTRX00008332	Bank Transaction Entry	RCT000038804		\$15,700.12		
3/12/2018	353,422	CMTRX00008332	Bank Transaction Entry	RCT000038805		\$4,225.44		
3/12/2018	353,423	CMTRX00008332	Bank Transaction Entry	RCT000038806		\$138,238.60		

3/12/2018	353,424	CMTRX00008332	Bank Transaction Entry	RCT000038807		\$100.45	
3/12/2018	353,425	CMTRX00008332	Bank Transaction Entry	RCT000038808		\$13,878.24	
3/12/2018	354,390	CMTRX00008349	Bank Transaction Entry	IAJ000038954		\$80.00	
3/13/2018	353,294	PMCHK00007017	Cash	93648	Fifth Third Bank-Visa		\$7,400.63
3/13/2018	353,295	PMCHK00007017	Cash	93649	Garrard, John		\$126.99
3/13/2018	353,426	CMTRX00008333	Bank Transaction Entry	RCT000038809		\$18,888.58	
3/13/2018	353,427	CMTRX00008333	Bank Transaction Entry	RCT000038810		\$17,526.19	
3/13/2018	353,428	CMTRX00008333	Bank Transaction Entry	RCT000038811		\$813.44	
3/13/2018	353,429	CMTRX00008333	Bank Transaction Entry	RCT000038812		\$10,480.50	
3/13/2018	353,430	CMTRX00008333	Bank Transaction Entry	RCT000038813		\$5,700.09	
3/13/2018	353,431	CMTRX00008333	Bank Transaction Entry	RCT000038814		\$5,658.40	
3/13/2018	353,432	CMTRX00008333	Bank Transaction Entry	RCT000038815		\$93,850.68	
3/13/2018	353,433	CMTRX00008333	Bank Transaction Entry	RCT000038816		\$32,282.62	
3/13/2018	353,434	CMTRX00008333	Bank Transaction Entry	RCT000038817		\$7,676.12	
3/13/2018	354,371	CMTRX00008349	Bank Transaction Entry	DAJ000038935			\$4,318.61
3/14/2018	353,339	PMVPY00001069	Cash	80394	SP Construction	\$195.80	
3/14/2018	353,561	CMTRX00008334	Bank Transaction Entry	RCT000038818		\$60,360.90	
3/14/2018	353,562	CMTRX00008334	Bank Transaction Entry	RCT000038819		\$37,488.03	
3/14/2018	353,563	CMTRX00008334	Bank Transaction Entry	RCT000038820		\$3,656.32	
3/14/2018	353,564	CMTRX00008334	Bank Transaction Entry	RCT000038821		\$27,938.59	
3/14/2018	353,565	CMTRX00008334	Bank Transaction Entry	RCT000038822		\$2,691.28	
3/14/2018	353,566	CMTRX00008334	Bank Transaction Entry	RCT000038823		\$160,844.27	
3/14/2018	353,567	CMTRX00008334	Bank Transaction Entry	RCT000038824		\$8,123.71	
3/15/2018	353,568	CMTRX00008335	Bank Transaction Entry	RCT000038825		\$19,347.50	
3/15/2018	353,569	CMTRX00008335	Bank Transaction Entry	RCT000038826		\$15,002.44	
3/15/2018	353,570	CMTRX00008335	Bank Transaction Entry	RCT000038827		\$904.83	
3/15/2018	353,571	CMTRX00008335	Bank Transaction Entry	RCT000038828		\$8,818.74	
3/15/2018	353,572	CMTRX00008335	Bank Transaction Entry	RCT000038829		\$2,337.25	
3/15/2018	353,573	CMTRX00008335	Bank Transaction Entry	RCT000038830		\$29,809.26	
3/15/2018	353,574	CMTRX00008335	Bank Transaction Entry	RCT000038831		\$4,900.16	
3/16/2018	353,492	PMCHK00007020	Cash	93650	Action Sewer Service		\$500.00
3/16/2018	353,493	PMCHK00007020	Cash	93651	A & S Electric Supply, Inc.		\$116.45
3/16/2018	353,494	PMCHK00007020	Cash	93652	AWWA		\$211.00
3/16/2018	353,495	PMCHK00007020	Cash	93653	Barzee, Edward		\$680.16
3/16/2018	353,496	PMCHK00007020	Cash	93654	Be Creative Catering		\$1,583.50
3/16/2018	353,497	PMCHK00007020	Cash	93655	Blue Chip Express & Courier Service		\$220.00
3/16/2018	353,498	PMCHK00007020	Cash	93656	Bray Truck & Parts		\$2,046.52
3/16/2018	353,499	PMCHK00007020	Cash	93657	Brighton Truck Service		\$475.29
3/16/2018	353,500	PMCHK00007020	Cash	93658	Butler Lawn Care & Landscaping		\$300.00
3/16/2018	353,501	PMCHK00007020	Cash	93659	CDW Government Inc.		\$944.73
3/16/2018	353,502	PMCHK00007020	Cash	93660	Cincinnati Bell		\$10,128.14
3/16/2018	353,503	PMCHK00007020	Cash	93661	Cintas #315		\$2,157.95
3/16/2018	353,504	PMCHK00007020	Cash	93662	Climaxx Motorsports		\$629.49
3/16/2018	353,505	PMCHK00007020	Cash	93663	Core & Main		\$16,794.32
3/16/2018	353,506	PMCHK00007020	Cash	93664	Crescent Springs Hardware		\$53.95
3/16/2018	353,507	PMCHK00007020	Cash	93665	Data Strategy		\$80.75
3/16/2018	353,508	PMCHK00007020	Cash	93666	Dons Garage Inc		\$760.72
3/16/2018	353,509	PMCHK00007020	Cash	93667	Duke Energy		\$38,061.29
3/16/2018	353,510	PMCHK00007020	Cash	93668	Enquirer Media		\$3,424.31
3/16/2018	353,511	PMCHK00007020	Cash	93669	Fisher Scientific		\$289.09
3/16/2018	353,512	PMCHK00007020	Cash	93670	Flaig Welding Co Inc		\$145.26
3/16/2018	353,513	PMCHK00007020	Cash	93671	Florence Winwater Works		\$31,147.08
3/16/2018	353,514	PMCHK00007020	Cash	93672	Fortiline, Inc.		\$1,627.50
3/16/2018	353,515	PMCHK00007020	Cash	93673	Garrard, John		\$36.00
System:	DETAILED TRIAL B 9/24/2018		12:01:21 PM	Page:	24	9/24/2018	User ID: skampsen
N Ky Water District							
3/16/2018	353,516	PMCHK00007020	Cash	93674	Geiler Company, The		\$5,184.97
3/16/2018	353,517	PMCHK00007020	Cash	93675	Genter, Devin		\$65.70
3/16/2018	353,518	PMCHK00007020	Cash	93676	Grainger		\$488.23

3/16/2018	353,519	PMCHK00007020	Cash	93677	Hillyard Kentucky	\$68.70	
3/16/2018	353,520	PMCHK00007020	Cash	93678	Ideal Supplies Inc	\$3,449.00	
3/16/2018	353,521	PMCHK00007020	Cash	93679	JD Power Systems	\$182.38	
3/16/2018	353,522	PMCHK00007020	Cash	93680	Kemira Water Solutions, Inc.	\$5,145.70	
3/16/2018	353,523	PMCHK00007020	Cash	93681	KOI Enterprises, Inc	\$186.00	
3/16/2018	353,524	PMCHK00007020	Cash	93682	Lowe's	\$818.88	
3/16/2018	353,525	PMCHK00007020	Cash	93683	Lykins Oil Company	\$624.96	
3/16/2018	353,526	PMCHK00007020	Cash	93684	Microsoft	\$174.64	
3/16/2018	353,527	PMCHK00007020	Cash	93685	Minuteman/Design Press	\$325.00	
3/16/2018	353,528	PMCHK00007020	Cash	93686	Mobilcomm Inc.	\$963.00	
3/16/2018	353,529	PMCHK00007020	Cash	93687	NetGain Technologies	\$100.00	
3/16/2018	353,530	PMCHK00007020	Cash	93688	Next Gen Cabling, Inc.	\$639.37	
3/16/2018	353,531	PMCHK00007020	Cash	93689	OFFICETEAM, Specialized Admin. Staffing	\$798.00	
3/16/2018	353,532	PMCHK00007020	Cash	93690	Otto Printing Co	\$265.00	
3/16/2018	353,533	PMCHK00007020	Cash	93691	Owen Electric Cooperative Inc	\$12,410.15	
3/16/2018	353,534	PMCHK00007020	Cash	93692	Pitney Bowes Inc.	\$765.12	
3/16/2018	353,535	PMCHK00007020	Cash	93693	Pollard Water	\$2,309.07	
3/16/2018	353,536	PMCHK00007020	Cash	93694	Project Resources Group, Inc.	\$2,921.72	
3/16/2018	353,537	PMCHK00007020	Cash	93695	Randy's Rugged Wear	\$1,847.96	
3/16/2018	353,538	PMCHK00007020	Cash	93696	RUMPK	\$10.00	
3/16/2018	353,539	PMCHK00007020	Cash	93697	Sanitation District No. 1	\$248.87	
3/16/2018	353,540	PMCHK00007020	Cash	93698	Security Fence Group, Inc.	\$648.00	
3/16/2018	353,541	PMCHK00007020	Cash	93699	Southern States	\$177.00	
3/16/2018	353,542	PMCHK00007020	Cash	93700	SP Construction	\$195.80	
3/16/2018	353,543	PMCHK00007020	Cash	93701	Specialized Plumbing Parts Supply	\$53.29	
3/16/2018	353,544	PMCHK00007020	Cash	93702	Staples Advantage	\$126.25	
3/16/2018	353,545	PMCHK00007020	Cash	93703	Sumerel Tire Co., Inc., Bob	\$934.22	
3/16/2018	353,546	PMCHK00007020	Cash	93704	Thomson Reuters	\$24.00	
3/16/2018	353,547	PMCHK00007020	Cash	93705	ThyssenKrupp Elevator	\$263.46	
3/16/2018	353,548	PMCHK00007020	Cash	93706	Univar USA Inc.	\$8,767.80	
3/16/2018	353,549	PMCHK00007020	Cash	93707	United Healthcare Insurance	\$284,595.94	
3/16/2018	353,550	PMCHK00007020	Cash	93708	US Bank Equipment Finance	\$1,708.56	
3/16/2018	353,551	PMCHK00007020	Cash	93709	Verizon Wireless	\$9,074.45	
3/16/2018	353,552	PMCHK00007020	Cash	93710	Verizon Wireless	\$2,716.72	
3/16/2018	353,553	PMCHK00007020	Cash	93711	Vertical Systems Elevator	\$59.00	
3/16/2018	353,554	PMCHK00007020	Cash	93712	Viking Supply, Inc	\$4,143.05	
3/16/2018	353,555	PMCHK00007020	Cash	93713	Wildman Corporate Apparel	\$305.45	
3/16/2018	353,575	CMTRX00008336	Bank Transaction Entry	RCT000038832		\$18,973.84	
3/16/2018	353,576	CMTRX00008336	Bank Transaction Entry	RCT000038833		\$17,419.21	
3/16/2018	353,577	CMTRX00008336	Bank Transaction Entry	RCT000038834		\$611.94	
3/16/2018	353,578	CMTRX00008336	Bank Transaction Entry	RCT000038835		\$8,926.94	
3/16/2018	353,579	CMTRX00008336	Bank Transaction Entry	RCT000038836		\$3,149.46	
3/16/2018	353,580	CMTRX00008336	Bank Transaction Entry	RCT000038837		\$275,709.99	
3/16/2018	353,581	CMTRX00008336	Bank Transaction Entry	RCT000038838		\$12,631.86	
3/16/2018	354,375	CMTRX00008349	Bank Transaction Entry	DAJ000038939			\$142,019.71
3/16/2018	354,385	CMTRX00008349	Bank Transaction Entry	DAJ000038949			\$458.82
3/19/2018	353,582	CMTRX00008337	Bank Transaction Entry	RCT000038839		\$57,274.10	
3/19/2018	353,583	CMTRX00008337	Bank Transaction Entry	RCT000038840		\$39,635.03	
3/19/2018	353,584	CMTRX00008337	Bank Transaction Entry	RCT000038841		\$756.80	
3/19/2018	353,585	CMTRX00008337	Bank Transaction Entry	RCT000038842		\$17,876.39	
3/19/2018	353,586	CMTRX00008337	Bank Transaction Entry	RCT000038843		\$5,218.21	
3/19/2018	353,587	CMTRX00008337	Bank Transaction Entry	RCT000038844		\$80,484.15	
3/19/2018	353,588	CMTRX00008337	Bank Transaction Entry	RCT000038845		\$2,176.04	
3/19/2018	354,381	CMTRX00008349	Bank Transaction Entry	DAJ000038945			\$18,191.94
3/20/2018	354,090	CMTRX00008339	Bank Transaction Entry	RCT000038849		\$20,461.03	
3/20/2018	354,091	CMTRX00008339	Bank Transaction Entry	RCT000038850		\$11,378.71	
3/20/2018	354,092	CMTRX00008339	Bank Transaction Entry	RCT000038851		\$275.64	
3/20/2018	354,093	CMTRX00008339	Bank Transaction Entry	RCT000038852		\$6,498.50	
3/20/2018	354,094	CMTRX00008339	Bank Transaction Entry	RCT000038853		\$6,525.23	

3/20/2018	354,095	CMTRX00008339	Bank Transaction Entry	RCT000038854		\$237,642.80	
3/20/2018	354,096	CMTRX00008339	Bank Transaction Entry	RCT000038855		\$20,210.84	
3/20/2018	354,097	CMTRX00008339	Bank Transaction Entry	RCT000038856		\$11,051.32	
3/21/2018	353,558	PMCHK00007021	Cash	93714	Kentucky State Treasurer		\$5,755.35
3/21/2018	354,098	CMTRX00008340	Bank Transaction Entry	RCT000038857		\$49,994.82	
3/21/2018	354,099	CMTRX00008340	Bank Transaction Entry	RCT000038858		\$32,153.67	
3/21/2018	354,100	CMTRX00008340	Bank Transaction Entry	RCT000038859		\$4,987.56	
3/21/2018	354,101	CMTRX00008340	Bank Transaction Entry	RCT000038860		\$24,566.54	
3/21/2018	354,102	CMTRX00008340	Bank Transaction Entry	RCT000038861		\$5,349.21	
3/21/2018	354,103	CMTRX00008340	Bank Transaction Entry	RCT000038862		\$158,030.04	
3/21/2018	354,104	CMTRX00008340	Bank Transaction Entry	RCT000038863		\$7,595.49	
3/21/2018	354,105	CMTRX00008340	Bank Transaction Entry	RCT000038864		\$12,646.00	
System:	DETAILED TRIAL B 9/24/2018	12:01:21 PM	Page:	25	User Date:	9/24/2018	User ID: skampsen
N Ky Water District							
3/21/2018	354,364	CMTRX00008349	Bank Transaction Entry	IAJ000038928		\$0.03	
3/21/2018	354,380	CMTRX00008349	Bank Transaction Entry	DAJ000038944			\$4,255.35
3/22/2018	354,106	CMTRX00008341	Bank Transaction Entry	RCT000038865		\$27,257.15	
3/22/2018	354,107	CMTRX00008341	Bank Transaction Entry	RCT000038866		\$14,801.39	
3/22/2018	354,108	CMTRX00008341	Bank Transaction Entry	RCT000038867		\$1,081.86	
3/22/2018	354,109	CMTRX00008341	Bank Transaction Entry	RCT000038868		\$12,873.61	
3/22/2018	354,110	CMTRX00008341	Bank Transaction Entry	RCT000038869		\$2,732.34	
3/22/2018	354,111	CMTRX00008341	Bank Transaction Entry	RCT000038870		\$93,973.41	
3/22/2018	354,112	CMTRX00008341	Bank Transaction Entry	RCT000038871		\$5,063.24	
3/23/2018	353,623	PMCHK00007022	Cash	93715	Flynn, Tara		\$35.16
3/23/2018	353,733	PMVPY00001070	Cash	93655	Blue Chip Express & Courier Service	\$220.00	
3/23/2018	353,779	CMTRX00008338	Bank Transaction Entry	DAJ000038846			\$63,683.56
3/23/2018	354,113	CMTRX00008342	Bank Transaction Entry	RCT000038872		\$17,818.58	
3/23/2018	354,114	CMTRX00008342	Bank Transaction Entry	RCT000038873		\$11,379.19	
3/23/2018	354,115	CMTRX00008342	Bank Transaction Entry	RCT000038874		\$550.61	
3/23/2018	354,116	CMTRX00008342	Bank Transaction Entry	RCT000038875		\$51,748.44	
3/23/2018	354,117	CMTRX00008342	Bank Transaction Entry	RCT000038876		\$3,232.10	
3/23/2018	354,118	CMTRX00008342	Bank Transaction Entry	RCT000038877		\$132,662.64	
3/23/2018	354,119	CMTRX00008342	Bank Transaction Entry	RCT000038878		\$18,338.31	
3/23/2018	354,365	CMTRX00008349	Bank Transaction Entry	IAJ000038929		\$0.25	
3/23/2018	354,376	CMTRX00008349	Bank Transaction Entry	DAJ000038940			\$140,615.85
3/23/2018	354,386	CMTRX00008349	Bank Transaction Entry	DAJ000038950			\$448.76
3/26/2018	353,795	PMCHK00007024	Cash	93716	Aramark		\$46.00
3/26/2018	353,796	PMCHK00007024	Cash	93717	Arts Rental Equipment & Supply		\$656.34
3/26/2018	353,797	PMCHK00007024	Cash	93718	Battery Neighbor LLC		\$207.36
3/26/2018	353,798	PMCHK00007024	Cash	93719	Becknell-Coghill Inc		\$11,202.50
3/26/2018	353,799	PMCHK00007024	Cash	93720	Blackburn Manufacturing Company		\$292.74
3/26/2018	353,800	PMCHK00007024	Cash	93721	Blue Chip Express & Courier Service		\$210.00
3/26/2018	353,801	PMCHK00007024	Cash	93722	Bray Trucking Inc.		\$4,266.33
3/26/2018	353,802	PMCHK00007024	Cash	93723	CBT Company		\$1,275.92
3/26/2018	353,803	PMCHK00007024	Cash	93724	CDW Government Inc.		\$276.70
3/26/2018	353,804	PMCHK00007024	Cash	93725	Chemrite, Inc.		\$14,881.05
3/26/2018	353,805	PMCHK00007024	Cash	93726	Cincinnati Bell		\$3,190.82
3/26/2018	353,806	PMCHK00007024	Cash	93727	Clear Edge Filtration		\$2,858.23
3/26/2018	353,807	PMCHK00007024	Cash	93728	Climaxx Motorsports		\$1,480.47
3/26/2018	353,808	PMCHK00007024	Cash	93729	Core & Main		\$20,606.63
3/26/2018	353,809	PMCHK00007024	Cash	93730	Crescent Springs Hardware		\$321.22
3/26/2018	353,810	PMCHK00007024	Cash	93731	Document Destruction		\$320.00
3/26/2018	353,811	PMCHK00007024	Cash	93732	Dons Garage Inc		\$509.71
3/26/2018	353,812	PMCHK00007024	Cash	93733	Drifmeyer, Jeff		\$49.36
3/26/2018	353,813	PMCHK00007024	Cash	93734	Duke Energy		\$23,256.25
3/26/2018	353,814	PMCHK00007024	Cash	93735	Enquirer Media		\$537.13
3/26/2018	353,815	PMCHK00007024	Cash	93736	Environmental Resource Assoc		\$438.78
3/26/2018	353,816	PMCHK00007024	Cash	93737	Federal Express		\$52.86
3/26/2018	353,817	PMCHK00007024	Cash	93738	Fisher Scientific		\$2,084.28

3/26/2018	353,818	PMCHK00007024	Cash	93739	Florence Winwater Works	\$4,887.10
3/26/2018	353,819	PMCHK00007024	Cash	93740	Fortiline, Inc.	\$247.20
3/26/2018	353,820	PMCHK00007024	Cash	93741	General Foundries, Inc.	\$875.00
3/26/2018	353,821	PMCHK00007024	Cash	93742	Grainger	\$2,469.08
3/26/2018	353,822	PMCHK00007024	Cash	93743	Graybar Electric Co Inc	\$1,171.74
3/26/2018	353,823	PMCHK00007024	Cash	93744	Hach Company	\$2,637.51
3/26/2018	353,824	PMCHK00007024	Cash	93745	Hall's Paving & Sealing, Inc.	\$8,291.42
3/26/2018	353,825	PMCHK00007024	Cash	93746	High Purity Standards	\$84.07
3/26/2018	353,826	PMCHK00007024	Cash	93747	Humana Dental Ins. Co.	\$1,102.50
3/26/2018	353,827	PMCHK00007024	Cash	93748	Ideal Supplies Inc	\$6,034.73
3/26/2018	353,828	PMCHK00007024	Cash	93749	Janell Inc.	\$43.20
3/26/2018	353,829	PMCHK00007024	Cash	93750	Johnson Electric Supply Co., The	\$165.33
3/26/2018	353,830	PMCHK00007024	Cash	93751	Keidel Supply	\$361.32
3/26/2018	353,831	PMCHK00007024	Cash	93752	Kenton County Clerk	\$675.00
3/26/2018	353,832	PMCHK00007024	Cash	93753	KOI Enterprises, Inc	\$336.66
3/26/2018	353,833	PMCHK00007024	Cash	93754	Charles L. Korzenborn	\$10,070.00
3/26/2018	353,834	PMCHK00007024	Cash	93755	Layne Christensen Company	\$19,044.00
3/26/2018	353,835	PMCHK00007024	Cash	93756	Lonneman, Patrick	\$87.16
3/26/2018	353,836	PMCHK00007024	Cash	93757	Lowe's	\$2,037.08
3/26/2018	353,837	PMCHK00007024	Cash	93758	Lykins Oil Company	\$2,285.35
3/26/2018	353,838	PMCHK00007024	Cash	93759	Murphy, Brad	\$2,504.85
3/26/2018	353,839	PMCHK00007024	Cash	93760	No Ky Public Works Association	\$30.00
3/26/2018	353,840	PMCHK00007024	Cash	93761	OFFICETEAM, Specialized Admin. Staffing	\$638.40
3/26/2018	353,841	PMCHK00007024	Cash	93762	O'Reilly Auto Parts	\$20.48
3/26/2018	353,842	PMCHK00007024	Cash	93763	Orr Safety Corporation	\$1,395.46
3/26/2018	353,843	PMCHK00007024	Cash	93764	Owen Electric Cooperative Inc	\$323.43
3/26/2018	353,844	PMCHK00007024	Cash	93765	Pilot Lumber	\$11.49
3/26/2018	353,845	PMCHK00007024	Cash	93766	Polydyne, Inc.	\$3,344.00
3/26/2018	353,846	PMCHK00007024	Cash	93767	Pridestaff Financial	\$1,372.75

System: DETAILED TRIAL B 9/24/2018 12:01:21 PM

Page:

26

User Date: 9/24/2018 User ID: skampsen

N Ky Water District

3/26/2018	353,847	PMCHK00007024	Cash	93768	Restek Corporation	\$317.75
3/26/2018	353,848	PMCHK00007024	Cash	93769	Reynolds, Tyler	\$71.53
3/26/2018	353,849	PMCHK00007024	Cash	93770	R & M Welding Products Inc	\$23.70
3/26/2018	353,850	PMCHK00007024	Cash	93771	RNK Environmental Inc	\$4,775.00
3/26/2018	353,851	PMCHK00007024	Cash	93772	Sanitation District No. 1	\$55.94
3/26/2018	353,852	PMCHK00007024	Cash	93773	SAP America, Inc	\$3,632.90
3/26/2018	353,853	PMCHK00007024	Cash	93774	Seal Analytical, Inc.	\$4,295.00
3/26/2018	353,854	PMCHK00007024	Cash	93775	Southeastern Equipment Co Inc	\$273.70
3/26/2018	353,855	PMCHK00007024	Cash	93776	Staples Advantage	\$262.03
3/26/2018	353,856	PMCHK00007024	Cash	93777	Sumerel Tire Co., Inc., Bob	\$396.90
3/26/2018	353,857	PMCHK00007024	Cash	93778	Thatcher Chemical of Florida Inc	\$10,608.00
3/26/2018	353,858	PMCHK00007024	Cash	93779	Thermo Electron NA LLC	\$2,326.27
3/26/2018	353,859	PMCHK00007024	Cash	93780	Time Warner Cable	\$110.00
3/26/2018	353,860	PMCHK00007024	Cash	93781	Tri-State Plastics, Inc.	\$164.85
3/26/2018	353,861	PMCHK00007024	Cash	93782	TrinSoft, LLC	\$255.00
3/26/2018	353,862	PMCHK00007024	Cash	93783	Univar USA Inc.	\$2,779.87
3/26/2018	353,863	PMCHK00007024	Cash	93784	USA Bluebook	\$170.43
3/26/2018	353,864	PMCHK00007024	Cash	93785	USALCO	\$5,732.44
3/26/2018	353,865	PMCHK00007024	Cash	93786	Viking Supply, Inc	\$2,158.75
3/26/2018	353,866	PMCHK00007024	Cash	93787	VonLehman & Company Inc.	\$14,700.00
3/26/2018	353,867	PMCHK00007024	Cash	93788	Wessel Lawncare & Landscaping	\$2,205.00
3/26/2018	353,868	PMCHK00007024	Cash	93789	Wildman Corporate Apparel	\$179.34
3/26/2018	353,869	PMVPY00001071	Cash	93750	Johnson Electric Supply Co., The	\$165.33
3/26/2018	353,870	PMVPY00001071	Cash	93751	Keidel Supply	\$361.32
3/26/2018	353,871	PMVPY00001071	Cash	93752	Kenton County Clerk	\$675.00
3/26/2018	353,872	PMVPY00001071	Cash	93753	KOI Enterprises, Inc	\$336.66
3/26/2018	353,873	PMVPY00001071	Cash	93754	Charles L. Korzenborn	\$10,070.00
3/26/2018	353,874	PMVPY00001071	Cash	93755	Layne Christensen Company	\$19,044.00



3/26/2018	353,875	PMVPY00001071	Cash	93756	Lonneman, Patrick	\$87.16		
3/26/2018	353,876	PMVPY00001071	Cash	93757	Lowe's	\$2,037.08		
3/26/2018	353,877	PMVPY00001071	Cash	93758	Lykins Oil Company	\$2,285.35		
3/26/2018	353,878	PMVPY00001071	Cash	93759	Murphy, Brad	\$2,504.85		
3/26/2018	353,879	PMVPY00001071	Cash	93760	No Ky Public Works Association	\$30.00		
3/26/2018	353,880	PMVPY00001071	Cash	93761	OFFICETEAM, Specialized Admin. Staffing	\$638.40		
3/26/2018	353,881	PMVPY00001071	Cash	93762	O'Reilly Auto Parts	\$20.48		
3/26/2018	353,882	PMVPY00001071	Cash	93763	Orr Safety Corporation	\$1,395.46		
3/26/2018	353,883	PMVPY00001071	Cash	93764	Owen Electric Cooperative Inc	\$323.43		
3/26/2018	353,884	PMVPY00001071	Cash	93765	Pilot Lumber	\$11.49		
3/26/2018	353,885	PMVPY00001071	Cash	93766	Polydyne, Inc.	\$3,344.00		
3/26/2018	353,886	PMVPY00001071	Cash	93767	Pridestaff Financial	\$1,372.75		
3/26/2018	353,887	PMVPY00001071	Cash	93768	Restek Corporation	\$317.75		
3/26/2018	353,888	PMVPY00001071	Cash	93769	Reynolds, Tyler	\$71.53		
3/26/2018	353,889	PMVPY00001071	Cash	93770	R & M Welding Products Inc	\$23.70		
3/26/2018	353,890	PMVPY00001071	Cash	93771	RNK Environmental Inc	\$4,775.00		
3/26/2018	353,891	PMVPY00001071	Cash	93772	Sanitation District No. 1	\$55.94		
3/26/2018	353,892	PMVPY00001071	Cash	93773	SAP America, Inc	\$3,632.90		
3/26/2018	353,893	PMVPY00001071	Cash	93774	Seal Analytical, Inc.	\$4,295.00		
3/26/2018	353,894	PMVPY00001071	Cash	93775	Southeastern Equipment Co Inc	\$273.70		
3/26/2018	353,895	PMVPY00001071	Cash	93776	Staples Advantage	\$262.03		
3/26/2018	353,896	PMVPY00001071	Cash	93777	Sumerel Tire Co., Inc., Bob	\$396.90		
3/26/2018	353,897	PMVPY00001071	Cash	93778	Thatcher Chemical of Florida Inc	\$10,608.00		
3/26/2018	353,898	PMVPY00001071	Cash	93779	Thermo Electron NA LLC	\$2,326.27		
3/26/2018	353,899	PMVPY00001071	Cash	93780	Time Warner Cable	\$110.00		
3/26/2018	353,900	PMVPY00001071	Cash	93781	Tri-State Plastics, Inc.	\$164.85		
3/26/2018	353,901	PMVPY00001071	Cash	93782	TrinSoft, LLC	\$255.00		
3/26/2018	353,902	PMVPY00001071	Cash	93783	Univar USA Inc.	\$2,779.87		
3/26/2018	353,903	PMVPY00001071	Cash	93784	USA Bluebook	\$170.43		
3/26/2018	353,904	PMVPY00001071	Cash	93785	USALCO	\$5,732.44		
3/26/2018	353,905	PMVPY00001071	Cash	93786	Viking Supply, Inc	\$2,158.75		
3/26/2018	353,906	PMVPY00001071	Cash	93787	VonLehman & Company Inc.	\$14,700.00		
3/26/2018	353,907	PMVPY00001071	Cash	93788	Wessel Lawncare & Landscaping	\$2,205.00		
3/26/2018	353,908	PMVPY00001071	Cash	93789	Wildman Corporate Apparel	\$179.34		
3/26/2018	353,909	PMCHK00007025	Cash	93790	Johnson Electric Supply Co., The	\$165.33		
3/26/2018	353,910	PMCHK00007025	Cash	93791	Keidel Supply	\$361.32		
3/26/2018	353,911	PMCHK00007025	Cash	93792	Kenton County Clerk	\$675.00		
3/26/2018	353,912	PMCHK00007025	Cash	93793	KOI Enterprises, Inc	\$336.66		
3/26/2018	353,913	PMCHK00007025	Cash	93794	Charles L. Korzenborn	\$10,070.00		
3/26/2018	353,914	PMCHK00007025	Cash	93795	Layne Christensen Company	\$19,044.00		
3/26/2018	353,915	PMCHK00007025	Cash	93796	Lonneman, Patrick	\$87.16		
3/26/2018	353,916	PMCHK00007025	Cash	93797	Lowe's	\$2,037.08		
3/26/2018	353,917	PMCHK00007025	Cash	93798	Lykins Oil Company	\$2,285.35		
3/26/2018	353,918	PMCHK00007025	Cash	93799	Murphy, Brad	\$2,504.85		
3/26/2018	353,919	PMCHK00007025	Cash	93800	No Ky Public Works Association	\$30.00		
3/26/2018	353,920	PMCHK00007025	Cash	93801	OFFICETEAM, Specialized Admin. Staffing	\$638.40		
System:	DETAILED TRIAL B 9/24/2018	12:01:21 PM	Page:	27	User Date:	9/24/2018	User ID:	skampsen
N Ky Water District								
3/26/2018	353,921	PMCHK00007025	Cash	93802	O'Reilly Auto Parts	\$20.48		
3/26/2018	353,922	PMCHK00007025	Cash	93803	Orr Safety Corporation	\$1,395.46		
3/26/2018	353,923	PMCHK00007025	Cash	93804	Owen Electric Cooperative Inc	\$323.43		
3/26/2018	353,924	PMCHK00007025	Cash	93805	Pilot Lumber	\$11.49		
3/26/2018	353,925	PMCHK00007025	Cash	93806	Polydyne, Inc.	\$3,344.00		
3/26/2018	353,926	PMCHK00007025	Cash	93807	Pridestaff Financial	\$1,372.75		
3/26/2018	353,927	PMCHK00007025	Cash	93808	Restek Corporation	\$317.75		
3/26/2018	353,928	PMCHK00007025	Cash	93809	Reynolds, Tyler	\$71.53		
3/26/2018	353,929	PMCHK00007025	Cash	93810	R & M Welding Products Inc	\$23.70		
3/26/2018	353,930	PMCHK00007025	Cash	93811	RNK Environmental Inc	\$4,775.00		
3/26/2018	353,931	PMCHK00007025	Cash	93812	Sanitation District No. 1	\$55.94		

3/26/2018	353,932	PMCHK00007025	Cash	93813	SAP America, Inc		\$3,632.90
3/26/2018	353,933	PMCHK00007025	Cash	93814	Seal Analytical, Inc.		\$4,295.00
3/26/2018	353,934	PMCHK00007025	Cash	93815	Southeastern Equipment Co Inc		\$273.70
3/26/2018	353,935	PMCHK00007025	Cash	93816	Staples Advantage		\$262.03
3/26/2018	353,936	PMCHK00007025	Cash	93817	Sumerel Tire Co., Inc., Bob		\$396.90
3/26/2018	353,937	PMCHK00007025	Cash	93818	Thatcher Chemical of Florida Inc		\$10,608.00
3/26/2018	353,938	PMCHK00007025	Cash	93819	Thermo Electron NA LLC		\$2,326.27
3/26/2018	353,939	PMCHK00007025	Cash	93820	Time Warner Cable		\$110.00
3/26/2018	353,940	PMCHK00007025	Cash	93821	Tri-State Plastics, Inc.		\$164.85
3/26/2018	353,941	PMCHK00007025	Cash	93822	TrinSoft, LLC		\$255.00
3/26/2018	353,942	PMCHK00007025	Cash	93823	Univar USA Inc.		\$2,779.87
3/26/2018	353,943	PMCHK00007025	Cash	93824	USA Bluebook		\$170.43
3/26/2018	353,944	PMCHK00007025	Cash	93825	USALCO		\$5,732.44
3/26/2018	353,945	PMCHK00007025	Cash	93826	Viking Supply, Inc		\$2,158.75
3/26/2018	353,946	PMCHK00007025	Cash	93827	VonLehman & Company Inc.		\$14,700.00
3/26/2018	353,947	PMCHK00007025	Cash	93828	Wessel Lawncare & Landscaping		\$2,205.00
3/26/2018	353,948	PMCHK00007025	Cash	93829	Wildman Corporate Apparel		\$179.34
3/26/2018	354,120	CMTRX00008343	Bank Transaction Entry	RCT000038879		\$34,161.88	
3/26/2018	354,121	CMTRX00008343	Bank Transaction Entry	RCT000038880		\$35,931.81	
3/26/2018	354,122	CMTRX00008343	Bank Transaction Entry	RCT000038881		\$352.32	
3/26/2018	354,123	CMTRX00008343	Bank Transaction Entry	RCT000038882		\$10,540.80	
3/26/2018	354,124	CMTRX00008343	Bank Transaction Entry	RCT000038883		\$1,835.96	
3/26/2018	354,125	CMTRX00008343	Bank Transaction Entry	RCT000038884		\$146,967.41	
3/26/2018	354,126	CMTRX00008343	Bank Transaction Entry	RCT000038885		\$34.95	
3/26/2018	354,127	CMTRX00008343	Bank Transaction Entry	RCT000038886		\$4,232.98	
3/27/2018	353,951	PMCHK00007026	Cash	93830	Kentucky State Treasurer		\$5,765.35
3/27/2018	354,049	CMXFR00000396	Bank Transfer Entry	XFR000038847	Transfer To: 5/3RD P&I		\$1,750,000.00
3/27/2018	354,050	CMXFR00000397	Bank Transfer Entry	XFR000038848	Transfer To: DENTAL BENEFITS		\$10,000.00
3/27/2018	354,128	CMTRX00008344	Bank Transaction Entry	RCT000038887		\$18,214.05	
3/27/2018	354,129	CMTRX00008344	Bank Transaction Entry	RCT000038888		\$11,664.13	
3/27/2018	354,130	CMTRX00008344	Bank Transaction Entry	RCT000038889		\$235.06	
3/27/2018	354,131	CMTRX00008344	Bank Transaction Entry	RCT000038890		\$6,437.10	
3/27/2018	354,132	CMTRX00008344	Bank Transaction Entry	RCT000038891		\$3,991.86	
3/27/2018	354,133	CMTRX00008344	Bank Transaction Entry	RCT000038892		\$238,036.41	
3/27/2018	354,134	CMTRX00008344	Bank Transaction Entry	RCT000038893		\$2,373.27	
3/27/2018	354,135	CMTRX00008344	Bank Transaction Entry	RCT000038894		\$5,291.45	
3/28/2018	354,047	PMVPY00001072	Cash	93539	Ooten, Tina		\$75.09
3/28/2018	354,136	CMTRX00008345	Bank Transaction Entry	RCT000038895		\$56,060.84	
3/28/2018	354,137	CMTRX00008345	Bank Transaction Entry	RCT000038896		\$18,703.86	
3/28/2018	354,138	CMTRX00008345	Bank Transaction Entry	RCT000038897		\$1,609.16	
3/28/2018	354,139	CMTRX00008345	Bank Transaction Entry	RCT000038898		\$8,579.69	
3/28/2018	354,140	CMTRX00008345	Bank Transaction Entry	RCT000038899		\$2,316.60	
3/28/2018	354,141	CMTRX00008345	Bank Transaction Entry	RCT000038900		\$102,506.04	
3/28/2018	354,142	CMTRX00008345	Bank Transaction Entry	RCT000038901		\$5,604.33	
3/28/2018	354,143	CMTRX00008345	Bank Transaction Entry	RCT000038902		\$7,815.72	
3/29/2018	354,171	PMCHK00007027	Cash	93831	Arts Rental Equipment & Supply		\$506.25
3/29/2018	354,172	PMCHK00007027	Cash	93832	Baldwin, Sharon		\$8.11
3/29/2018	354,173	PMCHK00007027	Cash	93833	B & B Riverboats		\$141.63
3/29/2018	354,174	PMCHK00007027	Cash	93834	Bellevue Board Of Ed		\$18.71
3/29/2018	354,175	PMCHK00007027	Cash	93835	Boden, Deanna		\$115.54
3/29/2018	354,176	PMCHK00007027	Cash	93836	Bowling, Derek		\$71.76
3/29/2018	354,177	PMCHK00007027	Cash	93837	Bray Truck & Parts		\$1,095.52
3/29/2018	354,178	PMCHK00007027	Cash	93838	Brummett, Amanda		\$127.09
3/29/2018	354,179	PMCHK00007027	Cash	93839	Butler Lawn Care & Landscaping		\$900.00
3/29/2018	354,180	PMCHK00007027	Cash	93840	Carrera Const.		\$175.59
3/29/2018	354,181	PMCHK00007027	Cash	93841	CBT Company		\$22.37
3/29/2018	354,182	PMCHK00007027	Cash	93842	Champion Cleaning		\$272.91
3/29/2018	354,183	PMCHK00007027	Cash	93843	Cincinnati Bell		\$441.45
3/29/2018	354,184	PMCHK00007027	Cash	93844	Cincinnati Bell Any Distance		\$65.32

3/29/2018	354,185	PMCHK00007027	Cash	93845	Cintas #315	\$1,584.46
3/29/2018	354,186	PMCHK00007027	Cash	93846	Core & Main	\$19,543.80
3/29/2018	354,187	PMCHK00007027	Cash	93847	Crescent Springs Hardware	\$235.56
3/29/2018	354,188	PMCHK00007027	Cash	93848	Desert Diamond Industries, LLC	\$3,675.00
System:	DETAILED TRIAL B 9/24/2018	12:01:21 PM	Page:	28	User Date:	9/24/2018
					User ID:	skampsen
N Ky Water District						
3/29/2018	354,189	PMCHK00007027	Cash	93849	Devan-Moss, Sylvia	\$83.85
3/29/2018	354,190	PMCHK00007027	Cash	93850	Duke Energy	\$18,161.43
3/29/2018	354,191	PMCHK00007027	Cash	93851	Edmondson, Renee	\$9.32
3/29/2018	354,192	PMCHK00007027	Cash	93852	Electric Motor Technologies LLC	\$1,648.00
3/29/2018	354,193	PMCHK00007027	Cash	93853	Eleazarraz, Anthony	\$105.30
3/29/2018	354,194	PMCHK00007027	Cash	93854	Environmental Laboratories, Inc.	\$75.00
3/29/2018	354,195	PMCHK00007027	Cash	93855	Equipment Depot	\$81.75
3/29/2018	354,196	PMCHK00007027	Cash	93856	Ewing, Pat	\$56.44
3/29/2018	354,197	PMCHK00007027	Cash	93857	Farrell, Scott	\$1.61
3/29/2018	354,198	PMCHK00007027	Cash	93858	Federal Express	\$53.26
3/29/2018	354,199	PMCHK00007027	Cash	93859	Filtrous	\$509.12
3/29/2018	354,200	PMCHK00007027	Cash	93860	Florence Winwater Works	\$34,466.25
3/29/2018	354,201	PMCHK00007027	Cash	93861	Fortiline, Inc.	\$1,562.25
3/29/2018	354,202	PMCHK00007027	Cash	93862	Frost Brown Todd LLC	\$6,563.20
3/29/2018	354,203	PMCHK00007027	Cash	93863	Gibson, Daniel	\$33.62
3/29/2018	354,204	PMCHK00007027	Cash	93864	Grainger	\$424.46
3/29/2018	354,205	PMCHK00007027	Cash	93865	Gulla, Jeffrey	\$61.70
3/29/2018	354,206	PMCHK00007027	Cash	93866	Hall's Paving & Sealing, Inc.	\$8,449.46
3/29/2018	354,207	PMCHK00007027	Cash	93867	Harper Oil Products Inc	\$4,456.20
3/29/2018	354,208	PMCHK00007027	Cash	93868	Hoffmeier, Tiffany	\$10.37
3/29/2018	354,209	PMCHK00007027	Cash	93869	Hollingsworth, Tina	\$52.88
3/29/2018	354,210	PMCHK00007027	Cash	93870	Hoskinds, Natasha	\$7.21
3/29/2018	354,211	PMCHK00007027	Cash	93871	Hunt, Alissa	\$16.19
3/29/2018	354,212	PMCHK00007027	Cash	93872	Ideal Supplies Inc	\$2,140.00
3/29/2018	354,213	PMCHK00007027	Cash	93873	Janell Inc.	\$159.20
3/29/2018	354,214	PMCHK00007027	Cash	93874	Johnson Electric Supply Co., The	\$42.46
3/29/2018	354,215	PMCHK00007027	Cash	93875	Kampsen, Stacey	\$55.38
3/29/2018	354,216	PMCHK00007027	Cash	93876	Keller, Rhonda	\$63.82
3/29/2018	354,217	PMCHK00007027	Cash	93877	Kemira Water Solutions, Inc.	\$5,038.57
3/29/2018	354,218	PMCHK00007027	Cash	93878	KOI Enterprises, Inc	\$261.78
3/29/2018	354,219	PMCHK00007027	Cash	93879	Key Blue Prints Inc.	\$778.00
3/29/2018	354,220	PMCHK00007027	Cash	93880	Klosterman, Stacy	\$71.44
3/29/2018	354,221	PMCHK00007027	Cash	93881	Kranjcevic, Thomas	\$15.02
3/29/2018	354,222	PMCHK00007027	Cash	93882	KW Mechanical, Inc.	\$4,032.00
3/29/2018	354,223	PMCHK00007027	Cash	93883	Larusch, Kimberly	\$73.03
3/29/2018	354,224	PMCHK00007027	Cash	93884	Lowe's	\$238.62
3/29/2018	354,225	PMCHK00007027	Cash	93885	Lunsford Custom Homes	\$750.00
3/29/2018	354,226	PMCHK00007027	Cash	93886	Lykins Oil Company	\$864.61
3/29/2018	354,227	PMCHK00007027	Cash	93887	Martin, Bernadette	\$27.92
3/29/2018	354,228	PMCHK00007027	Cash	93888	Matheson Tri-Gas, Inc.	\$666.29
3/29/2018	354,229	PMCHK00007027	Cash	93889	Minuteman/Design Press	\$46.00
3/29/2018	354,230	PMCHK00007027	Cash	93890	Murphy Tractor & Equipment Co.	\$151.33
3/29/2018	354,231	PMCHK00007027	Cash	93891	M & W Excavation	\$152.77
3/29/2018	354,232	PMCHK00007027	Cash	93892	Next Gen Cabling, Inc.	\$2,030.01
3/29/2018	354,233	PMCHK00007027	Cash	93893	Orr Safety Corporation	\$1,755.42
3/29/2018	354,234	PMCHK00007027	Cash	93894	Owen Electric Cooperative Inc	\$105.06
3/29/2018	354,235	PMCHK00007027	Cash	93895	Pilot Lumber	\$7.94
3/29/2018	354,236	PMCHK00007027	Cash	93896	Project Resources Group, Inc.	\$788.19
3/29/2018	354,237	PMCHK00007027	Cash	93897	Ramey, Shannon	\$14.04
3/29/2018	354,238	PMCHK00007027	Cash	93898	Rechlin, Lindsey	\$186.64
3/29/2018	354,239	PMCHK00007027	Cash	93899	Sanitation District No. 1	\$1,890.56
3/29/2018	354,240	PMCHK00007027	Cash	93900	Sanitation District No. 1	\$703.08
3/29/2018	354,241	PMCHK00007027	Cash	93901	Scott, Don	\$34.43

3/29/2018	354,242	PMCHK00007027	Cash	93902	Southern States		\$199.99
3/29/2018	354,243	PMCHK00007027	Cash	93903	Specht, Bob		\$59.50
3/29/2018	354,244	PMCHK00007027	Cash	93904	Staples Advantage		\$164.02
3/29/2018	354,245	PMCHK00007027	Cash	93905	Sumerel Tire Co., Inc., Bob		\$189.95
3/29/2018	354,246	PMCHK00007027	Cash	93906	Taulbee, Matthew		\$126.22
3/29/2018	354,247	PMCHK00007027	Cash	93907	Tele-Vac Environmental		\$65.20
3/29/2018	354,248	PMCHK00007027	Cash	93908	Tool House Inc.		\$257.00
3/29/2018	354,249	PMCHK00007027	Cash	93909	Townsend, Randy		\$126.14
3/29/2018	354,250	PMCHK00007027	Cash	93910	TrinSoft, LLC		\$85.00
3/29/2018	354,251	PMCHK00007027	Cash	93911	Trumbull, Ruth		\$40.08
3/29/2018	354,252	PMCHK00007027	Cash	93912	Turner, Daniel		\$126.65
3/29/2018	354,253	PMCHK00007027	Cash	93913	USALCO		\$5,706.48
3/29/2018	354,254	PMCHK00007027	Cash	93914	Viking Supply, Inc		\$2,409.00
3/29/2018	354,255	PMCHK00007027	Cash	93915	Vogelpohl Fire Equipment, Inc.		\$664.43
3/29/2018	354,256	PMCHK00007027	Cash	93916	Waste Resource Management Inc.		\$4,905.60
3/29/2018	354,257	PMCHK00007027	Cash	93917	Wessel Lawncare & Landscaping		\$1,810.00
3/29/2018	354,258	PMCHK00007027	Cash	93918	Wildman Corporate Apparel		\$421.82
3/29/2018	354,259	PMCHK00007027	Cash	93919	Williams, Anna		\$126.67
3/29/2018	354,260	CMTRX00008346	Bank Transaction Entry	RCT000038903		\$24,496.37	
3/29/2018	354,261	CMTRX00008346	Bank Transaction Entry	RCT000038904		\$16,597.94	
3/29/2018	354,262	CMTRX00008346	Bank Transaction Entry	RCT000038905		\$1,041.58	
System:	DETAILED TRIAL B 9/24/2018	12:01:21 PM	Page:	29	User Date:	9/24/2018	User ID: skampsen
N Ky Water District							
3/29/2018	354,263	CMTRX00008346	Bank Transaction Entry	RCT000038906		\$11,646.84	
3/29/2018	354,264	CMTRX00008346	Bank Transaction Entry	RCT000038907		\$1,974.44	
3/29/2018	354,265	CMTRX00008346	Bank Transaction Entry	RCT000038908		\$84,440.32	
3/29/2018	354,266	CMTRX00008346	Bank Transaction Entry	RCT000038909		\$3,639.40	
3/29/2018	354,267	CMTRX00008346	Bank Transaction Entry	RCT000038910		\$36,809.09	
3/29/2018	354,366	CMTRX00008349	Bank Transaction Entry	IAJ000038930		\$0.60	
3/29/2018	354,367	CMTRX00008349	Bank Transaction Entry	IAJ000038931		\$89,229.18	
3/29/2018	354,377	CMTRX00008349	Bank Transaction Entry	DAJ000038941			\$138,300.71
3/29/2018	354,379	CMTRX00008349	Bank Transaction Entry	DAJ000038943			\$1,495.26
3/29/2018	354,387	CMTRX00008349	Bank Transaction Entry	DAJ000038951			\$445.07
3/30/2018	354,368	CMTRX00008349	Bank Transaction Entry	IAJ000038932		\$102,656.61	
3/30/2018	354,369	CMTRX00008349	Bank Transaction Entry	IAJ000038933		\$30,897.47	
3/30/2018	354,370	CMTRX00008349	Bank Transaction Entry	IAJ000038934		\$36,199.89	
3/30/2018	354,391	CMTRX00008349	Bank Transaction Entry	DAJ000038955			\$22,700.08
3/30/2018	354,392	CMTRX00008349	Bank Transaction Entry	DAJ000038956			\$145,579.87
3/30/2018	354,393	CMTRX00008349	Bank Transaction Entry	DAJ000038957			\$22,700.42
4/2/2018	354,277	PMCHK00007028	Cash	93920	Kentucky State Treasurer		\$5,856.13
4/2/2018	354,775	CMTRX00008353	Bank Transaction Entry	RCT000038961		\$51,972.82	
4/2/2018	354,776	CMTRX00008353	Bank Transaction Entry	RCT000038962		\$37,686.00	
4/2/2018	354,777	CMTRX00008353	Bank Transaction Entry	RCT000038963		\$1,834.52	
4/2/2018	354,778	CMTRX00008353	Bank Transaction Entry	RCT000038964		\$22,262.78	
4/2/2018	354,779	CMTRX00008353	Bank Transaction Entry	RCT000038965		\$1,034.07	
4/2/2018	354,780	CMTRX00008353	Bank Transaction Entry	RCT000038966		\$89,229.18	
4/2/2018	354,781	CMTRX00008353	Bank Transaction Entry	RCT000038967		\$3,710.25	
4/2/2018	355,687	CMTRX00008378	Bank Transaction Entry	DAJ000039145			\$89,229.18
4/2/2018	355,688	CMTRX00008378	Bank Transaction Entry	DAJ000039146			\$102,656.61
4/2/2018	355,690	CMTRX00008378	Bank Transaction Entry	DAJ000039148			\$36,199.89
4/2/2018	355,706	CMTRX00008378	Bank Transaction Entry	DAJ000039164			\$113.10
4/3/2018	354,782	CMTRX00008354	Bank Transaction Entry	RCT000038968		\$20,896.28	
4/3/2018	354,783	CMTRX00008354	Bank Transaction Entry	RCT000038969		\$22,869.78	
4/3/2018	354,784	CMTRX00008354	Bank Transaction Entry	RCT000038970		\$1,823.32	
4/3/2018	354,785	CMTRX00008354	Bank Transaction Entry	RCT000038971		\$9,104.96	
4/3/2018	354,786	CMTRX00008354	Bank Transaction Entry	RCT000038972		\$4,556.70	
4/3/2018	354,787	CMTRX00008354	Bank Transaction Entry	RCT000038973		\$214,032.75	
4/3/2018	354,788	CMTRX00008354	Bank Transaction Entry	RCT000038974		\$23.95	
4/3/2018	354,789	CMTRX00008354	Bank Transaction Entry	RCT000038975		\$6,442.83	

4/4/2018	354,318	CMTRX00008348	Bank Transaction Entry	DAJ000038927			\$183,294.65	
4/4/2018	354,790	CMTRX00008355	Bank Transaction Entry	RCT000038976		\$27,097.99		
4/4/2018	354,791	CMTRX00008355	Bank Transaction Entry	RCT000038977		\$19,145.50		
4/4/2018	354,792	CMTRX00008355	Bank Transaction Entry	RCT000038978		\$662.34		
4/4/2018	354,793	CMTRX00008355	Bank Transaction Entry	RCT000038979		\$11,933.89		
4/4/2018	354,794	CMTRX00008355	Bank Transaction Entry	RCT000038980		\$3,849.27		
4/4/2018	354,795	CMTRX00008355	Bank Transaction Entry	RCT000038981		\$279,210.05		
4/4/2018	354,796	CMTRX00008355	Bank Transaction Entry	RCT000038982		\$829.94		
4/4/2018	354,797	CMTRX00008355	Bank Transaction Entry	RCT000038983		\$4,669.72		
4/5/2018	354,798	CMTRX00008356	Bank Transaction Entry	RCT000038984		\$24,533.87		
4/5/2018	354,799	CMTRX00008356	Bank Transaction Entry	RCT000038985		\$18,521.07		
4/5/2018	354,800	CMTRX00008356	Bank Transaction Entry	RCT000038986		\$441.25		
4/5/2018	354,801	CMTRX00008356	Bank Transaction Entry	RCT000038987		\$11,607.04		
4/5/2018	354,802	CMTRX00008356	Bank Transaction Entry	RCT000038988		\$1,776.39		
4/5/2018	354,803	CMTRX00008356	Bank Transaction Entry	RCT000038989		\$143,793.73		
4/5/2018	354,804	CMTRX00008356	Bank Transaction Entry	RCT000038990		\$27,442.14		
4/5/2018	354,805	CMTRX00008356	Bank Transaction Entry	RCT000038991		\$1,812.61		
4/5/2018	355,698	CMTRX00008378	Bank Transaction Entry	DAJ000039156			\$2,049.69	
4/6/2018	354,863	CMTRX00008357	Bank Transaction Entry	RCT000038992		\$18,745.61		
4/6/2018	354,864	CMTRX00008357	Bank Transaction Entry	RCT000038993		\$15,454.16		
4/6/2018	354,865	CMTRX00008357	Bank Transaction Entry	RCT000038994		\$920.29		
4/6/2018	354,866	CMTRX00008357	Bank Transaction Entry	RCT000038995		\$7,214.83		
4/6/2018	354,867	CMTRX00008357	Bank Transaction Entry	RCT000038996		\$1,284.25		
4/6/2018	354,868	CMTRX00008357	Bank Transaction Entry	RCT000038997		\$84,673.46		
4/6/2018	354,869	CMTRX00008357	Bank Transaction Entry	RCT000038998		\$3,650.34		
4/6/2018	355,694	CMTRX00008378	Bank Transaction Entry	DAJ000039152			\$139,088.21	
4/6/2018	355,702	CMTRX00008378	Bank Transaction Entry	DAJ000039160			\$0.06	
4/9/2018	354,539	PMCHK00007030	Cash	93921	Abraxis, LLC	\$1,735.00		
4/9/2018	354,540	PMCHK00007030	Cash	93922	Arts Rental Equipment & Supply	\$1,136.54		
4/9/2018	354,541	PMCHK00007030	Cash	93923	Batoray, Inc.	\$212.45		
4/9/2018	354,542	PMCHK00007030	Cash	93924	Battery Neighbor LLC	\$236.00		
4/9/2018	354,543	PMCHK00007030	Cash	93925	BestOne, Tire & Service of Mid America, Inc.	\$686.06		
4/9/2018	354,544	PMCHK00007030	Cash	93926	Blue Chip Express & Courier Service	\$210.00		
4/9/2018	354,545	PMCHK00007030	Cash	93927	Boone-Kenton Lumber Supply Co.	\$1,793.22		
4/9/2018	354,546	PMCHK00007030	Cash	93928	Bray Trucking Inc.	\$999.11		
4/9/2018	354,547	PMCHK00007030	Cash	93929	Brighton Truck Service	\$534.28		
4/9/2018	354,548	PMCHK00007030	Cash	93930	Bryant, Chris	\$1,245.00		
4/9/2018	354,549	PMCHK00007030	Cash	93931	CDW Government Inc.	\$711.72		
System:	DETAILED TRIAL B 9/24/2018	12:01:21 PM	Page:	30	User Date:	9/24/2018	User ID:	skampsen
N Ky Water District								
4/9/2018	354,550	PMCHK00007030	Cash	93932	CE Power Solutions, LLC	\$500.00		
4/9/2018	354,551	PMCHK00007030	Cash	93933	Cincinnati Bell	\$1,898.65		
4/9/2018	354,552	PMCHK00007030	Cash	93934	Cincinnati Bell	\$654.49		
4/9/2018	354,553	PMCHK00007030	Cash	93935	City of Cold Spring	\$243.00		
4/9/2018	354,554	PMCHK00007030	Cash	93936	City of Southgate	\$250.00		
4/9/2018	354,555	PMCHK00007030	Cash	93937	Colvin Robert D	\$59.97		
4/9/2018	354,556	PMCHK00007030	Cash	93938	Cornett, Hansford	\$275.53		
4/9/2018	354,557	PMCHK00007030	Cash	93939	Dons Garage Inc	\$639.53		
4/9/2018	354,558	PMCHK00007030	Cash	93940	Duke Energy	\$14,415.31		
4/9/2018	354,559	PMCHK00007030	Cash	93941	EyeMed	\$1,357.56		
4/9/2018	354,560	PMCHK00007030	Cash	93942	Fifth Third Bank-Visa	\$6,754.69		
4/9/2018	354,561	PMCHK00007030	Cash	93943	Fisher Scientific	\$1,138.58		
4/9/2018	354,562	PMCHK00007030	Cash	93944	Fortiline, Inc.	\$2,183.04		
4/9/2018	354,563	PMCHK00007030	Cash	93945	Gleason Electric Inc	\$246.25		
4/9/2018	354,564	PMCHK00007030	Cash	93946	Greater Comfort Heating & Air	\$3,448.33		
4/9/2018	354,565	PMCHK00007030	Cash	93947	Hach Company	\$1,003.02		
4/9/2018	354,566	PMCHK00007030	Cash	93948	Hall's Paving & Sealing, Inc.	\$8,472.88		
4/9/2018	354,567	PMCHK00007030	Cash	93949	Hillyard Kentucky	\$738.14		
4/9/2018	354,568	PMCHK00007030	Cash	93950	Human Resource Profile Inc	\$50.00		

4/9/2018	354,569	PMCHK00007030	Cash	93951	Ideal Supplies Inc	\$4,136.75		
4/9/2018	354,570	PMCHK00007030	Cash	93952	Industrial Wire Rope Supply Co Inc	\$2,268.00		
4/9/2018	354,571	PMCHK00007030	Cash	93953	Industrial Controls Distributors	\$752.76		
4/9/2018	354,572	PMCHK00007030	Cash	93954	ITSavvy LLC	\$219.54		
4/9/2018	354,573	PMCHK00007030	Cash	93955	J.D. Gould, Co, Inc.	\$373.35		
4/9/2018	354,574	PMCHK00007030	Cash	93956	K E Rose Company	\$830.00		
4/9/2018	354,575	PMCHK00007030	Cash	93957	Layne Christensen Company	\$3,975.00		
4/9/2018	354,576	PMCHK00007030	Cash	93958	Lincoln National Life Insurance Co.	\$6,582.44		
4/9/2018	354,577	PMCHK00007030	Cash	93959	Lowe's	\$1,135.52		
4/9/2018	354,578	PMCHK00007030	Cash	93960	Lykins Oil Company	\$1,228.11		
4/9/2018	354,579	PMCHK00007030	Cash	93961	McMullen, Mac	\$1,296.00		
4/9/2018	354,580	PMCHK00007030	Cash	93962	Midwest Bottle Gas Dist. Inc	\$683.79		
4/9/2018	354,581	PMCHK00007030	Cash	93963	Minuteman/Design Press	\$206.00		
4/9/2018	354,582	PMCHK00007030	Cash	93964	Mobilcomm Inc.	\$963.00		
4/9/2018	354,583	PMCHK00007030	Cash	93965	National Safety Council	\$305.35		
4/9/2018	354,584	PMCHK00007030	Cash	93966	Next Gen Cabling, Inc.	\$798.91		
4/9/2018	354,585	PMCHK00007030	Cash	93967	OFFICETEAM, Specialized Admin. Staffing	\$648.38		
4/9/2018	354,586	PMCHK00007030	Cash	93968	Orr Safety Corporation	\$1,626.81		
4/9/2018	354,587	PMCHK00007030	Cash	93969	Owen Electric Cooperative Inc	\$225.95		
4/9/2018	354,588	PMCHK00007030	Cash	93970	Pacific Interpreters	\$46.40		
4/9/2018	354,589	PMCHK00007030	Cash	93971	Colleen Medert-Petty Cash	\$86.56		
4/9/2018	354,590	PMCHK00007030	Cash	93972	Pension Corporation of America	\$4,931.92		
4/9/2018	354,591	PMCHK00007030	Cash	93973	Pirtek Reading Road	\$1,111.35		
4/9/2018	354,592	PMCHK00007030	Cash	93974	Plant Trolley, Inc., The	\$177.12		
4/9/2018	354,593	PMCHK00007030	Cash	93975	Randy's Rugged Wear	\$3,322.31		
4/9/2018	354,594	PMCHK00007030	Cash	93976	Reis Concrete Products Inc	\$190.00		
4/9/2018	354,595	PMCHK00007030	Cash	93977	Res/Comm Security Systems Inc.	\$306.00		
4/9/2018	354,596	PMCHK00007030	Cash	93978	R & M Welding Products Inc	\$293.63		
4/9/2018	354,597	PMCHK00007030	Cash	93979	RNK Environmental Inc	\$365.00		
4/9/2018	354,598	PMCHK00007030	Cash	93980	RUMPKPE	\$120.00		
4/9/2018	354,599	PMCHK00007030	Cash	93981	Sanitation District No. 1	\$124.48		
4/9/2018	354,600	PMCHK00007030	Cash	93982	Seal Analytical, Inc.	\$690.00		
4/9/2018	354,601	PMCHK00007030	Cash	93983	Security Fence Group, Inc.	\$321.00		
4/9/2018	354,602	PMCHK00007030	Cash	93984	Shirden's Carpet Cleaning Service	\$3,355.00		
4/9/2018	354,603	PMCHK00007030	Cash	93985	Specialized Plumbing Parts Supply	\$118.00		
4/9/2018	354,604	PMCHK00007030	Cash	93986	Staples Advantage	\$65.58		
4/9/2018	354,605	PMCHK00007030	Cash	93987	St. Elizabeth Business Health	\$962.50		
4/9/2018	354,606	PMCHK00007030	Cash	93988	Sumerel Tire Co., Inc., Bob	\$2,843.47		
4/9/2018	354,607	PMCHK00007030	Cash	93989	Taulbee, Matthew	\$27.29		
4/9/2018	354,608	PMCHK00007030	Cash	93990	Thermo Electron NA LLC	\$235.41		
4/9/2018	354,609	PMCHK00007030	Cash	93991	Time Warner Cable	\$248.18		
4/9/2018	354,610	PMCHK00007030	Cash	93992	Tool House Inc.	\$851.34		
4/9/2018	354,611	PMCHK00007030	Cash	93993	Travelers	\$109,610.50		
4/9/2018	354,612	PMCHK00007030	Cash	93994	Tri-State Plastics, Inc.	\$147.00		
4/9/2018	354,613	PMCHK00007030	Cash	93995	TrinSoft, LLC	\$212.50		
4/9/2018	354,614	PMCHK00007030	Cash	93996	USALCO	\$5,892.92		
4/9/2018	354,615	PMCHK00007030	Cash	93997	Verizon Wireless	\$1,822.00		
4/9/2018	354,616	PMCHK00007030	Cash	93998	Verizon Wireless	\$8,535.35		
4/9/2018	354,617	PMCHK00007030	Cash	93999	Vertical Systems Elevator	\$369.63		
4/9/2018	354,618	PMCHK00007030	Cash	94000	Viking Supply, Inc	\$2,182.50		
4/9/2018	354,619	PMCHK00007030	Cash	94001	Vogelpohl Fire Equipment, Inc.	\$536.04		
4/9/2018	354,620	PMCHK00007030	Cash	94002	Wex Bank	\$15,228.20		
4/9/2018	354,621	PMCHK00007030	Cash	94003	Pelican Products	\$20.00		
4/9/2018	354,624	PMCHK00007031	Cash	94004	Fastenal Company	\$1,365.60		
4/9/2018	354,625	PMCHK00007031	Cash	94005	Fastech Alarms &	\$231.17		
System:	DETAILED TRIAL B 9/24/2018	12:01:21 PM	Page:	31	User Date:	9/24/2018	User ID:	skampsen
N Ky Water District								
4/9/2018	354,626	PMCHK00007031	Cash	94006	Pelican Products	\$20.00		
4/9/2018	354,631	PMCHK00007032	Cash	94007	Kentucky State Treasurer	\$5,856.13		

4/9/2018	354,632	PMCHK00007032	Cash	94008	United Way of Greater Cinti		\$954.08
4/9/2018	354,870	CMTRX00008358	Bank Transaction Entry	RCT000038999		\$42,690.89	
4/9/2018	354,871	CMTRX00008358	Bank Transaction Entry	RCT000039000		\$29,415.17	
4/9/2018	354,872	CMTRX00008358	Bank Transaction Entry	RCT000039001		\$1,542.53	
4/9/2018	354,873	CMTRX00008358	Bank Transaction Entry	RCT000039002		\$16,456.27	
4/9/2018	354,874	CMTRX00008358	Bank Transaction Entry	RCT000039003		\$2,635.34	
4/9/2018	354,875	CMTRX00008358	Bank Transaction Entry	RCT000039004		\$253,018.71	
4/9/2018	354,876	CMTRX00008358	Bank Transaction Entry	RCT000039005		\$33,185.44	
4/10/2018	354,877	CMTRX00008359	Bank Transaction Entry	RCT000039006		\$22,098.26	
4/10/2018	354,878	CMTRX00008359	Bank Transaction Entry	RCT000039007		\$13,448.03	
4/10/2018	354,879	CMTRX00008359	Bank Transaction Entry	RCT000039008		\$1,019.28	
4/10/2018	354,880	CMTRX00008359	Bank Transaction Entry	RCT000039009		\$8,969.92	
4/10/2018	354,881	CMTRX00008359	Bank Transaction Entry	RCT000039010		\$4,644.25	
4/10/2018	354,882	CMTRX00008359	Bank Transaction Entry	RCT000039011		\$154,199.22	
4/10/2018	354,883	CMTRX00008359	Bank Transaction Entry	RCT000039012		\$22,887.84	
4/10/2018	354,884	CMTRX00008359	Bank Transaction Entry	RCT000039013		\$27,847.46	
4/11/2018	354,934	CMTRX00008360	Bank Transaction Entry	RCT000039014		\$51,922.47	
4/11/2018	354,967	CMTRX00008360	Bank Transaction Entry	RCT000039015		\$42,949.62	
4/11/2018	354,970	CMTRX00008360	Bank Transaction Entry	RCT000039016		\$4,939.77	
4/11/2018	354,971	CMTRX00008360	Bank Transaction Entry	RCT000039017		\$31,131.59	
4/11/2018	354,972	CMTRX00008360	Bank Transaction Entry	RCT000039018		\$3,000.10	
4/11/2018	354,973	CMTRX00008360	Bank Transaction Entry	RCT000039019		\$5,647.09	
4/11/2018	354,974	CMTRX00008360	Bank Transaction Entry	RCT000039020		\$9,172.05	
4/12/2018	354,975	CMTRX00008361	Bank Transaction Entry	RCT000039021		\$34,498.62	
4/12/2018	354,976	CMTRX00008361	Bank Transaction Entry	RCT000039022		\$20,517.05	
4/12/2018	354,977	CMTRX00008361	Bank Transaction Entry	RCT000039023		\$1,787.53	
4/12/2018	354,978	CMTRX00008361	Bank Transaction Entry	RCT000039024		\$13,861.80	
4/12/2018	354,979	CMTRX00008361	Bank Transaction Entry	RCT000039025		\$2,742.07	
4/12/2018	354,980	CMTRX00008361	Bank Transaction Entry	RCT000039026		\$3,532.69	
4/12/2018	354,981	CMTRX00008361	Bank Transaction Entry	RCT000039027		\$431,075.09	
4/12/2018	354,982	CMTRX00008361	Bank Transaction Entry	RCT000039028		\$15,462.42	
4/12/2018	355,699	CMTRX00008378	Bank Transaction Entry	DAJ000039157			\$454.28
4/12/2018	355,707	CMTRX00008378	Bank Transaction Entry	DAJ000039165			\$2,025.81
4/13/2018	354,774	PMCHK00007035	Cash	94009	Kentucky League of Cities		\$1,845.71
4/13/2018	355,271	CMTRX00008363	Bank Transaction Entry	RCT000039030		\$17,778.12	
4/13/2018	355,272	CMTRX00008363	Bank Transaction Entry	RCT000039031		\$22,119.82	
4/13/2018	355,273	CMTRX00008363	Bank Transaction Entry	RCT000039032		\$805.01	
4/13/2018	355,274	CMTRX00008363	Bank Transaction Entry	RCT000039033		\$7,120.38	
4/13/2018	355,275	CMTRX00008363	Bank Transaction Entry	RCT000039034		\$2,084.98	
4/13/2018	355,276	CMTRX00008363	Bank Transaction Entry	RCT000039035		\$86,537.32	
4/13/2018	355,277	CMTRX00008363	Bank Transaction Entry	RCT000039036		\$9,979.16	
4/13/2018	355,695	CMTRX00008378	Bank Transaction Entry	DAJ000039153			\$142,004.99
4/16/2018	354,885	PMCHK00007036	Cash	94010	Applied Industrial Tech, Inc.		\$1,163.94
4/16/2018	354,886	PMCHK00007036	Cash	94011	Around the Clock Answering Service		\$460.50
4/16/2018	354,887	PMCHK00007036	Cash	94012	Arts Rental Equipment & Supply		\$621.30
4/16/2018	354,888	PMCHK00007036	Cash	94013	Badger Meter, Inc		\$63.00
4/16/2018	354,889	PMCHK00007036	Cash	94014	Best Way Disposal		\$731.92
4/16/2018	354,890	PMCHK00007036	Cash	94015	Bonded Lock Service LLC		\$5.99
4/16/2018	354,891	PMCHK00007036	Cash	94016	Bray Trucking Inc.		\$2,151.66
4/16/2018	354,892	PMCHK00007036	Cash	94017	Bray Truck & Parts		\$181.46
4/16/2018	354,893	PMCHK00007036	Cash	94018	Browning, Brennan		\$26.36
4/16/2018	354,894	PMCHK00007036	Cash	94019	Cade, Brett		\$1,493.97
4/16/2018	354,895	PMCHK00007036	Cash	94020	Calloway Cleaning & Restoration		\$12,869.55
4/16/2018	354,896	PMCHK00007036	Cash	94021	CDW Government Inc.		\$457.90
4/16/2018	354,897	PMCHK00007036	Cash	94022	Chance, Lee		\$286.35
4/16/2018	354,898	PMCHK00007036	Cash	94023	Cincinnati Bell		\$12,111.22
4/16/2018	354,899	PMCHK00007036	Cash	94024	Cincinnati Bell		\$1,816.25
4/16/2018	354,900	PMCHK00007036	Cash	94025	Crescent Springs Hardware		\$65.95
4/16/2018	354,901	PMCHK00007036	Cash	94026	Duke Energy		\$48,380.07

4/16/2018	354,902	PMCHK00007036	Cash	94027	Electric Motor Technologies LLC	\$16,920.00
4/16/2018	354,903	PMCHK00007036	Cash	94028	Enquirer Media	\$547.68
4/16/2018	354,904	PMCHK00007036	Cash	94029	Environmental Resource Assoc	\$677.23
4/16/2018	354,905	PMCHK00007036	Cash	94030	Fedders Feed Co., J. H.	\$88.85
4/16/2018	354,906	PMCHK00007036	Cash	94031	Federal Express	\$21.44
4/16/2018	354,907	PMCHK00007036	Cash	94032	Fisher Scientific	\$800.93
4/16/2018	354,908	PMCHK00007036	Cash	94033	Florence Winwater Works	\$5,595.00
4/16/2018	354,909	PMCHK00007036	Cash	94034	Garcia, Nolberto	\$41.16
4/16/2018	354,910	PMCHK00007036	Cash	94035	Gastenveld, Joseph	\$1.43
4/16/2018	354,911	PMCHK00007036	Cash	94036	Grainger	\$40.93
4/16/2018	354,912	PMCHK00007036	Cash	94037	Graybar Electric Co Inc	\$63.63
4/16/2018	354,913	PMCHK00007036	Cash	94038	Grizovic, Martin	\$71.67
4/16/2018	354,914	PMCHK00007036	Cash	94039	Hach Company	\$310.47
System:	DETAILED TRIAL B 9/24/2018	12:01:21 PM	Page:	32	User Date:	9/24/2018
					User ID:	skampsen
N Ky Water District						
4/16/2018	354,915	PMCHK00007036	Cash	94040	Hall's Paving & Sealing, Inc.	\$4,391.36
4/16/2018	354,916	PMCHK00007036	Cash	94041	Hammond, David	\$100.90
4/16/2018	354,917	PMCHK00007036	Cash	94042	Harrington Industrial Plastics	\$1,217.50
4/16/2018	354,918	PMCHK00007036	Cash	94043	Hennessey, Brian	\$5.22
4/16/2018	354,919	PMCHK00007036	Cash	94044	Hodges, Nathan	\$21.60
4/16/2018	354,920	PMCHK00007036	Cash	94045	Johnson Doppler Lumber	\$777.00
4/16/2018	354,921	PMCHK00007036	Cash	94046	KEMI	\$4,814.95
4/16/2018	354,922	PMCHK00007036	Cash	94047	Literature Fulfillment Services	\$17,497.61
4/16/2018	354,923	PMCHK00007036	Cash	94048	Lowe's	\$103.39
4/16/2018	354,924	PMCHK00007036	Cash	94049	Lucity, Inc	\$450.00
4/16/2018	354,925	PMCHK00007036	Cash	94050	Lykins Oil Company	\$1,277.98
4/16/2018	354,926	PMCHK00007036	Cash	94051	Mark's Garage	\$1,646.23
4/16/2018	354,927	PMCHK00007036	Cash	94052	Microsoft	\$178.19
4/16/2018	354,928	PMCHK00007036	Cash	94053	MSC Industrial Supply Co. Inc.	\$15.42
4/16/2018	354,929	PMCHK00007036	Cash	94054	Muck Properties, LLC	\$12.39
4/16/2018	354,930	PMCHK00007036	Cash	94055	Necessary, Ben	\$69.10
4/16/2018	354,931	PMCHK00007036	Cash	94056	OFFICETEAM, Specialized Admin. Staffing	\$638.40
4/16/2018	354,932	PMCHK00007036	Cash	94057	Office Depot, Inc.	\$60.29
4/16/2018	354,933	PMCHK00007036	Cash	94058	Owen Electric Cooperative Inc	\$14,391.12
4/16/2018	354,935	PMCHK00007036	Cash	94059	Patton, Morgan	\$34.88
4/16/2018	354,936	PMCHK00007036	Cash	94060	Planning & Development Service of Kenton Cou	\$4,441.78
4/16/2018	354,937	PMCHK00007036	Cash	94061	Rawdon Myers Inc	\$450.00
4/16/2018	354,938	PMCHK00007036	Cash	94062	Richie Trucking	\$1,625.00
4/16/2018	354,939	PMCHK00007036	Cash	94063	R & M Welding Products Inc	\$130.36
4/16/2018	354,940	PMCHK00007036	Cash	94064	Roser, Christopher	\$53.91
4/16/2018	354,941	PMCHK00007036	Cash	94065	RUMPKE	\$94.80
4/16/2018	354,942	PMCHK00007036	Cash	94066	Sanitation District No. 1	\$40.50
4/16/2018	354,943	PMCHK00007036	Cash	94067	Jeff Schuchter	\$797.86
4/16/2018	354,944	PMCHK00007036	Cash	94068	Seiter Farms Inc.	\$125.00
4/16/2018	354,945	PMCHK00007036	Cash	94069	Simpson, Lori	\$82.18
4/16/2018	354,946	PMCHK00007036	Cash	94070	Smith, Mitchell	\$92.74
4/16/2018	354,947	PMCHK00007036	Cash	94071	Sodaro, Deven	\$4.62
4/16/2018	354,948	PMCHK00007036	Cash	94072	Specialized Plumbing Parts Supply	\$57.00
4/16/2018	354,949	PMCHK00007036	Cash	94073	Staples Advantage	\$147.69
4/16/2018	354,950	PMCHK00007036	Cash	94074	Sumerel Tire Co., Inc., Bob	\$67.99
4/16/2018	354,951	PMCHK00007036	Cash	94075	Taylor, Elizabeth	\$11.68
4/16/2018	354,952	PMCHK00007036	Cash	94076	Thermo Electron NA LLC	\$2,900.00
4/16/2018	354,953	PMCHK00007036	Cash	94077	Thomas, Allison	\$2.10
4/16/2018	354,954	PMCHK00007036	Cash	94078	Thoroughbred LLC	\$125.87
4/16/2018	354,955	PMCHK00007036	Cash	94079	Travelers	\$2,500.00
4/16/2018	354,956	PMCHK00007036	Cash	94080	Trane U.S., Inc.	\$1,799.00
4/16/2018	354,957	PMCHK00007036	Cash	94081	Univar USA Inc.	\$5,570.23
4/16/2018	354,958	PMCHK00007036	Cash	94082	USALCO	\$6,036.88
4/16/2018	354,959	PMCHK00007036	Cash	94083	Vertical Systems Elevator	\$369.63



4/16/2018	354,960	PMCHK00007036	Cash	94084	Viking Supply, Inc		\$604.50	
4/16/2018	354,961	PMCHK00007036	Cash	94085	Vivial		\$630.80	
4/16/2018	354,962	PMCHK00007036	Cash	94086	Wachs Company, E. H.		\$395.40	
4/16/2018	354,963	PMCHK00007036	Cash	94087	Wesley, Robin		\$540.45	
4/16/2018	354,964	PMCHK00007036	Cash	94088	Westbrook, Miranda		\$71.49	
4/16/2018	354,965	PMCHK00007036	Cash	94089	Wildman Corporate Apparel		\$73.20	
4/16/2018	354,966	PMCHK00007036	Cash	94090	Williams, Michael		\$43.29	
4/16/2018	354,968	PMCHK00007036	Cash	94091	Woollum, Rex		\$91.76	
4/16/2018	354,969	PMCHK00007036	Cash	94092	Young, Jason		\$190.79	
4/16/2018	354,985	PMCHK00007037	Cash	94093	Kentucky State Treasurer		\$5,856.13	
4/16/2018	355,278	CMTRX00008364	Bank Transaction Entry	RCT000039037		\$63,353.68		
4/16/2018	355,279	CMTRX00008364	Bank Transaction Entry	RCT000039038		\$44,358.97		
4/16/2018	355,280	CMTRX00008364	Bank Transaction Entry	RCT000039039		\$4,275.04		
4/16/2018	355,281	CMTRX00008364	Bank Transaction Entry	RCT000039040		\$47,288.40		
4/16/2018	355,282	CMTRX00008364	Bank Transaction Entry	RCT000039041		\$3,706.63		
4/16/2018	355,283	CMTRX00008364	Bank Transaction Entry	RCT000039042		\$157,575.39		
4/16/2018	355,284	CMTRX00008364	Bank Transaction Entry	RCT000039043		\$19,217.60		
4/16/2018	355,285	CMTRX00008364	Bank Transaction Entry	RCT000039044		\$6,669.39		
4/16/2018	355,712	CMTRX00008378	Bank Transaction Entry	IAJ000039170		\$145.77		
4/17/2018	354,986	CMTRX00008362	Bank Transaction Entry	DAJ000039029			\$137,513.36	
4/17/2018	355,286	CMTRX00008365	Bank Transaction Entry	RCT000039045		\$22,624.48		
4/17/2018	355,287	CMTRX00008365	Bank Transaction Entry	RCT000039046		\$14,781.57		
4/17/2018	355,288	CMTRX00008365	Bank Transaction Entry	RCT000039047		\$871.90		
4/17/2018	355,289	CMTRX00008365	Bank Transaction Entry	RCT000039048		\$8,245.29		
4/17/2018	355,290	CMTRX00008365	Bank Transaction Entry	RCT000039049		\$3,403.50		
4/17/2018	355,291	CMTRX00008365	Bank Transaction Entry	RCT000039050		\$175,921.17		
4/17/2018	355,292	CMTRX00008365	Bank Transaction Entry	RCT000039051		\$26,402.03		
4/17/2018	355,293	CMTRX00008365	Bank Transaction Entry	RCT000039052		\$5,350.24		
4/18/2018	355,294	CMTRX00008366	Bank Transaction Entry	RCT000039053		\$40,609.81		
4/18/2018	355,295	CMTRX00008366	Bank Transaction Entry	RCT000039054		\$27,410.31		
System:	DETAILED TRIAL B 9/24/2018	12:01:21 PM	Page:	33	User Date:	9/24/2018	User ID:	skampsen
N Ky Water District								
4/18/2018	355,296	CMTRX00008366	Bank Transaction Entry	RCT000039055		\$3,168.70		
4/18/2018	355,297	CMTRX00008366	Bank Transaction Entry	RCT000039056		\$26,510.33		
4/18/2018	355,298	CMTRX00008366	Bank Transaction Entry	RCT000039057		\$2,773.37		
4/18/2018	355,299	CMTRX00008366	Bank Transaction Entry	RCT000039058		\$64,874.33		
4/18/2018	355,300	CMTRX00008366	Bank Transaction Entry	RCT000039059		\$7,174.14		
4/18/2018	355,301	CMTRX00008366	Bank Transaction Entry	RCT000039060		\$4,811.60		
4/19/2018	355,302	CMTRX00008367	Bank Transaction Entry	RCT000039061		\$26,036.12		
4/19/2018	355,303	CMTRX00008367	Bank Transaction Entry	RCT000039062		\$19,256.69		
4/19/2018	355,304	CMTRX00008367	Bank Transaction Entry	RCT000039063		\$1,417.73		
4/19/2018	355,305	CMTRX00008367	Bank Transaction Entry	RCT000039064		\$9,791.82		
4/19/2018	355,306	CMTRX00008367	Bank Transaction Entry	RCT000039065		\$2,205.84		
4/19/2018	355,307	CMTRX00008367	Bank Transaction Entry	RCT000039066		\$97,245.12		
4/19/2018	355,308	CMTRX00008367	Bank Transaction Entry	RCT000039067		\$3,829.26		
4/19/2018	355,693	CMTRX00008378	Bank Transaction Entry	DAJ000039151			\$18,472.41	
4/19/2018	355,700	CMTRX00008378	Bank Transaction Entry	DAJ000039158			\$447.21	
4/20/2018	355,309	CMTRX00008368	Bank Transaction Entry	RCT000039068		\$21,881.74		
4/20/2018	355,310	CMTRX00008368	Bank Transaction Entry	RCT000039069		\$18,352.30		
4/20/2018	355,311	CMTRX00008368	Bank Transaction Entry	RCT000039070		\$937.03		
4/20/2018	355,312	CMTRX00008368	Bank Transaction Entry	RCT000039071		\$11,068.66		
4/20/2018	355,313	CMTRX00008368	Bank Transaction Entry	RCT000039072		\$3,019.10		
4/20/2018	355,314	CMTRX00008368	Bank Transaction Entry	RCT000039073		\$45,936.13		
4/20/2018	355,315	CMTRX00008368	Bank Transaction Entry	RCT000039074		\$3,295.74		
4/20/2018	355,696	CMTRX00008378	Bank Transaction Entry	DAJ000039154			\$137,944.56	
4/23/2018	355,191	PMCHK00007042	Cash	94094	AMTEC		\$1,200.00	
4/23/2018	355,192	PMCHK00007042	Cash	94095	Arts Rental Equipment & Supply		\$23.50	
4/23/2018	355,193	PMCHK00007042	Cash	94096	AWWA		\$211.00	
4/23/2018	355,194	PMCHK00007042	Cash	94097	Batoray, Inc.		\$190.00	

4/23/2018	355,195	PMCHK00007042	Cash	94098	Becknell-Coghill Inc	\$9,735.00		
4/23/2018	355,196	PMCHK00007042	Cash	94099	BestOne, Tire & Service of Mid America, Inc.	\$2,887.74		
4/23/2018	355,197	PMCHK00007042	Cash	94100	Biederman Co., Inc., R.P.	\$81.00		
4/23/2018	355,198	PMCHK00007042	Cash	94101	George E. Booth, Inc.	\$501.70		
4/23/2018	355,199	PMCHK00007042	Cash	94102	Bruck Ronald M	\$63.83		
4/23/2018	355,200	PMCHK00007042	Cash	94103	Butler Lawn Care & Landscaping	\$3,790.00		
4/23/2018	355,201	PMCHK00007042	Cash	94104	CDW Government Inc.	\$1,592.40		
4/23/2018	355,202	PMCHK00007042	Cash	94105	Cincinnati Bell	\$899.52		
4/23/2018	355,203	PMCHK00007042	Cash	94106	Cincinnati Bell	\$1,260.47		
4/23/2018	355,204	PMCHK00007042	Cash	94107	Core & Main	\$1,290.00		
4/23/2018	355,205	PMCHK00007042	Cash	94108	Couch, Chris	\$50.00		
4/23/2018	355,206	PMCHK00007042	Cash	94109	Crescent Springs Hardware	\$227.93		
4/23/2018	355,207	PMCHK00007042	Cash	94110	Delaney Steve	\$50.00		
4/23/2018	355,208	PMCHK00007042	Cash	94111	Dimension Machine Co. Inc.	\$890.00		
4/23/2018	355,209	PMCHK00007042	Cash	94112	Matthew Dirheimer	\$8.00		
4/23/2018	355,210	PMCHK00007042	Cash	94113	Dons Garage Inc	\$2,961.69		
4/23/2018	355,211	PMCHK00007042	Cash	94114	Duke Energy	\$81,441.85		
4/23/2018	355,212	PMCHK00007042	Cash	94115	Eckstein Roofing Co.	\$700.00		
4/23/2018	355,213	PMCHK00007042	Cash	94116	Enquirer Media	\$249.08		
4/23/2018	355,214	PMCHK00007042	Cash	94117	Fastenal Company	\$505.77		
4/23/2018	355,215	PMCHK00007042	Cash	94118	Fastech Alarms &	\$677.48		
4/23/2018	355,216	PMCHK00007042	Cash	94119	Federal Express	\$16.49		
4/23/2018	355,217	PMCHK00007042	Cash	94120	Fisher Scientific	\$769.72		
4/23/2018	355,218	PMCHK00007042	Cash	94121	Flashlight Outlet	\$442.46		
4/23/2018	355,219	PMCHK00007042	Cash	94122	Florence Winwater Works	\$957.16		
4/23/2018	355,220	PMCHK00007042	Cash	94123	Glass, Steve	\$79.58		
4/23/2018	355,221	PMCHK00007042	Cash	94124	Greater Comfort Heating & Air	\$1,037.05		
4/23/2018	355,222	PMCHK00007042	Cash	94125	Hach Company	\$1,149.71		
4/23/2018	355,223	PMCHK00007042	Cash	94126	Hall's Paving & Sealing, Inc.	\$9,530.72		
4/23/2018	355,224	PMCHK00007042	Cash	94127	HDR Engineering, Inc.	\$11,041.20		
4/23/2018	355,225	PMCHK00007042	Cash	94128	Ideal Supplies Inc	\$9,286.50		
4/23/2018	355,226	PMCHK00007042	Cash	94129	IDEXX Distribution, Inc.	\$6,240.47		
4/23/2018	355,227	PMCHK00007042	Cash	94130	Industrial Wire Rope Supply Co Inc	\$296.06		
4/23/2018	355,228	PMCHK00007042	Cash	94131	Janell Inc.	\$48.00		
4/23/2018	355,229	PMCHK00007042	Cash	94132	Johnson Electric Supply Co., The	\$373.70		
4/23/2018	355,230	PMCHK00007042	Cash	94133	Johnson Doppler Lumber	\$710.40		
4/23/2018	355,231	PMCHK00007042	Cash	94134	Jolly Plumbing	\$3,524.57		
4/23/2018	355,232	PMCHK00007042	Cash	94135	Kemira Water Solutions, Inc.	\$4,921.69		
4/23/2018	355,233	PMCHK00007042	Cash	94136	Kens Crescent Springs Service	\$550.00		
4/23/2018	355,234	PMCHK00007042	Cash	94137	KOI Enterprises, Inc	\$280.31		
4/23/2018	355,235	PMCHK00007042	Cash	94138	KY/TN Water Professionals Conference	\$2,800.00		
4/23/2018	355,236	PMCHK00007042	Cash	94139	Key Blue Prints Inc.	\$175.00		
4/23/2018	355,237	PMCHK00007042	Cash	94140	King, Gerald	\$13.92		
4/23/2018	355,238	PMCHK00007042	Cash	94141	Lowe's	\$404.79		
4/23/2018	355,239	PMCHK00007042	Cash	94142	Lykins Oil Company	\$1,754.14		
4/23/2018	355,240	PMCHK00007042	Cash	94143	Matheson Tri-Gas, Inc.	\$208.73		
4/23/2018	355,241	PMCHK00007042	Cash	94144	Minuteman/Design Press	\$440.00		
System:	DETAILED TRIAL B 9/24/2018	12:01:21 PM	Page:	34	User Date:	9/24/2018	User ID:	skampsen
N Ky Water District								
4/23/2018	355,242	PMCHK00007042	Cash	94145	OFFICETEAM, Specialized Admin. Staffing	\$2,064.71		
4/23/2018	355,243	PMCHK00007042	Cash	94146	Office Depot, Inc.	\$1,063.17		
4/23/2018	355,244	PMCHK00007042	Cash	94147	Orr Safety Corporation	\$2,034.03		
4/23/2018	355,245	PMCHK00007042	Cash	94148	Owen Electric Cooperative Inc	\$278.25		
4/23/2018	355,246	PMCHK00007042	Cash	94149	Randy's Rugged Wear	\$1,348.98		
4/23/2018	355,247	PMCHK00007042	Cash	94150	Red Wing Shoes	\$199.74		
4/23/2018	355,248	PMCHK00007042	Cash	94151	Rexnord Industries LLC	\$350.71		
4/23/2018	355,249	PMCHK00007042	Cash	94152	Sanitation District No. 1	\$376.39		
4/23/2018	355,250	PMCHK00007042	Cash	94153	Silco Fire Protection Co	\$440.00		
4/23/2018	355,251	PMCHK00007042	Cash	94154	Southern States	\$88.56		

4/23/2018	355,252	PMCHK00007042	Cash	94155	Rodney Sparks		\$27.19
4/23/2018	355,253	PMCHK00007042	Cash	94156	Staples Advantage		\$148.36
4/23/2018	355,254	PMCHK00007042	Cash	94157	St. Elizabeth Business Health		\$971.00
4/23/2018	355,255	PMCHK00007042	Cash	94158	Sumerel Tire Co., Inc., Bob		\$203.49
4/23/2018	355,256	PMCHK00007042	Cash	94159	Supply Post Business Products		\$80.70
4/23/2018	355,257	PMCHK00007042	Cash	94160	Time Warner Cable		\$110.00
4/23/2018	355,258	PMCHK00007042	Cash	94161	Truck and Trailer Supply		\$13.76
4/23/2018	355,259	PMCHK00007042	Cash	94162	Univar USA Inc.		\$20,296.89
4/23/2018	355,260	PMCHK00007042	Cash	94163	United Healthcare Insurance		\$267,682.02
4/23/2018	355,261	PMCHK00007042	Cash	94164	United Window Cleaning Co., Inc.		\$1,510.00
4/23/2018	355,262	PMCHK00007042	Cash	94165	USA Bluebook		\$527.79
4/23/2018	355,263	PMCHK00007042	Cash	94166	US Bank Equipment Finance		\$1,708.56
4/23/2018	355,264	PMCHK00007042	Cash	94167	Viking Supply, Inc		\$3,510.95
4/23/2018	355,265	PMCHK00007042	Cash	94168	VonLehman & Company Inc.		\$560.00
4/23/2018	355,266	PMCHK00007042	Cash	94169	Wendling Printing Company		\$961.00
4/23/2018	355,267	PMCHK00007042	Cash	94170	West Bend Mutual Insurance Co.		\$102.00
4/23/2018	355,269	PMCHK00007043	Cash	94171	Kentucky State Treasurer		\$5,844.27
4/23/2018	355,602	CMTRX00008370	Bank Transaction Entry	RCT000039077		\$53,171.09	
4/23/2018	355,603	CMTRX00008370	Bank Transaction Entry	RCT000039078		\$38,047.93	
4/23/2018	355,604	CMTRX00008370	Bank Transaction Entry	RCT000039079		\$1,067.38	
4/23/2018	355,605	CMTRX00008370	Bank Transaction Entry	RCT000039080		\$57,020.38	
4/23/2018	355,606	CMTRX00008370	Bank Transaction Entry	RCT000039081		\$3,323.76	
4/23/2018	355,607	CMTRX00008370	Bank Transaction Entry	RCT000039082		\$81,363.42	
4/23/2018	355,608	CMTRX00008370	Bank Transaction Entry	RCT000039083		\$1,680.79	
4/23/2018	355,609	CMTRX00008370	Bank Transaction Entry	RCT000039084		\$14,889.66	
4/23/2018	355,691	CMTRX00008378	Bank Transaction Entry	IAJ000039149		\$0.50	
4/23/2018	355,703	CMTRX00008378	Bank Transaction Entry	DAJ000039161			\$4,847.69
4/23/2018	355,708	CMTRX00008378	Bank Transaction Entry	DAJ000039166			\$521.04
4/24/2018	355,317	CMXFR00000398	Bank Transfer Entry	XFR000039075	Transfer To: 5/3RD P&I		\$1,750,000.00
4/24/2018	355,318	PMVPY00001073	Cash	94102	Bruck Ronald M	\$63.83	
4/24/2018	355,610	CMTRX00008371	Bank Transaction Entry	RCT000039085		\$17,377.78	
4/24/2018	355,611	CMTRX00008371	Bank Transaction Entry	RCT000039086		\$13,609.52	
4/24/2018	355,612	CMTRX00008371	Bank Transaction Entry	RCT000039087		\$581.86	
4/24/2018	355,613	CMTRX00008371	Bank Transaction Entry	RCT000039088		\$7,389.27	
4/24/2018	355,614	CMTRX00008371	Bank Transaction Entry	RCT000039089		\$5,355.18	
4/24/2018	355,615	CMTRX00008371	Bank Transaction Entry	RCT000039090		\$202,796.70	
4/24/2018	355,616	CMTRX00008371	Bank Transaction Entry	RCT000039091		\$4,219.33	
4/24/2018	355,617	CMTRX00008371	Bank Transaction Entry	RCT000039092		\$2,624.73	
4/25/2018	355,321	CMTRX00008369	Bank Transaction Entry	DAJ000039076			\$111,405.40
4/25/2018	355,618	CMTRX00008372	Bank Transaction Entry	RCT000039093		\$35,582.86	
4/25/2018	355,619	CMTRX00008372	Bank Transaction Entry	RCT000039094		\$22,964.44	
4/25/2018	355,620	CMTRX00008372	Bank Transaction Entry	RCT000039095		\$1,923.56	
4/25/2018	355,621	CMTRX00008372	Bank Transaction Entry	RCT000039096		\$15,298.59	
4/25/2018	355,622	CMTRX00008372	Bank Transaction Entry	RCT000039097		\$2,471.03	
4/25/2018	355,623	CMTRX00008372	Bank Transaction Entry	RCT000039098		\$85,002.27	
4/25/2018	355,624	CMTRX00008372	Bank Transaction Entry	RCT000039099		\$21,990.05	
4/25/2018	355,625	CMTRX00008372	Bank Transaction Entry	RCT000039100		\$6,441.20	
4/26/2018	355,626	CMTRX00008373	Bank Transaction Entry	RCT000039101		\$34,073.76	
4/26/2018	355,627	CMTRX00008373	Bank Transaction Entry	RCT000039102		\$20,970.67	
4/26/2018	355,628	CMTRX00008373	Bank Transaction Entry	RCT000039103		\$2,727.84	
4/26/2018	355,629	CMTRX00008373	Bank Transaction Entry	RCT000039104		\$19,692.35	
4/26/2018	355,630	CMTRX00008373	Bank Transaction Entry	RCT000039105		\$1,596.93	
4/26/2018	355,631	CMTRX00008373	Bank Transaction Entry	RCT000039106		\$54,758.33	
4/26/2018	355,632	CMTRX00008373	Bank Transaction Entry	RCT000039107		\$37,359.20	
4/26/2018	355,692	CMTRX00008378	Bank Transaction Entry	DAJ000039150			\$1,495.26
4/26/2018	355,701	CMTRX00008378	Bank Transaction Entry	DAJ000039159			\$443.24
4/26/2018	355,705	CMTRX00008378	Bank Transaction Entry	DAJ000039163			\$135.00
4/27/2018	355,483	PMCHK00007046	Cash	94172	A-1 Electric Motor Service		\$245.60
4/27/2018	355,484	PMCHK00007046	Cash	94173	ACE Exterminating Co. / Dawn		\$117.00

4/27/2018	355,485	PMCHK00007046	Cash	94174	Arts Rental Equipment & Supply	\$97.50
4/27/2018	355,486	PMCHK00007046	Cash	94175	A & S Electric Supply, Inc.	\$135.70
4/27/2018	355,487	PMCHK00007046	Cash	94176	B C Engineering Co	\$685.79
4/27/2018	355,488	PMCHK00007046	Cash	94177	Behrens, Nick	\$107.96
4/27/2018	355,489	PMCHK00007046	Cash	94178	BestOne, Tire & Service of Mid America, Inc.	\$672.81
System:	DETAILED TRIAL B 9/24/2018	12:01:21 PM	Page:	35	User Date:	9/24/2018
					User ID:	skampsen
N Ky Water District						
4/27/2018	355,490	PMCHK00007046	Cash	94179	Bonded Lock Service LLC	\$30.85
4/27/2018	355,491	PMCHK00007046	Cash	94180	Bruck Ronald M	\$128.78
4/27/2018	355,492	PMCHK00007046	Cash	94181	Bryant, Chris	\$590.00
4/27/2018	355,493	PMCHK00007046	Cash	94182	Butler Lawn Care & Landscaping	\$900.00
4/27/2018	355,494	PMCHK00007046	Cash	94183	CDW Government Inc.	\$318.21
4/27/2018	355,495	PMCHK00007046	Cash	94184	Cincinnati Bell	\$5,377.46
4/27/2018	355,496	PMCHK00007046	Cash	94185	Cintas #315	\$3,291.91
4/27/2018	355,497	PMCHK00007046	Cash	94186	Core & Main	\$141.75
4/27/2018	355,498	PMCHK00007046	Cash	94187	Crescent Springs Hardware	\$87.89
4/27/2018	355,499	PMCHK00007046	Cash	94188	Cutter Construction INC	\$750.00
4/27/2018	355,500	PMCHK00007046	Cash	94189	Dimension Machine Co. Inc.	\$690.00
4/27/2018	355,501	PMCHK00007046	Cash	94190	Dons Garage Inc	\$212.63
4/27/2018	355,502	PMCHK00007046	Cash	94191	Duke Energy	\$22,354.88
4/27/2018	355,503	PMCHK00007046	Cash	94192	ESRI Inc.	\$15,389.73
4/27/2018	355,504	PMCHK00007046	Cash	94193	Fastenal Company	\$188.52
4/27/2018	355,505	PMCHK00007046	Cash	94194	Ferguson Waterworks	\$162.30
4/27/2018	355,506	PMCHK00007046	Cash	94195	Fisher Scientific	\$999.64
4/27/2018	355,507	PMCHK00007046	Cash	94196	Florence Winwater Works	\$25,736.20
4/27/2018	355,508	PMCHK00007046	Cash	94197	Frost Brown Todd LLC	\$300.00
4/27/2018	355,509	PMCHK00007046	Cash	94198	Gabel, Richard	\$158.80
4/27/2018	355,510	PMCHK00007046	Cash	94199	Geotechnology Inc.	\$2,056.88
4/27/2018	355,511	PMCHK00007046	Cash	94200	Glenwood Elec Inc.	\$1,843.68
4/27/2018	355,512	PMCHK00007046	Cash	94201	Grainger	\$394.88
4/27/2018	355,513	PMCHK00007046	Cash	94202	Graybar Electric Co Inc	\$36.95
4/27/2018	355,514	PMCHK00007046	Cash	94203	Hillyard Kentucky	\$565.61
4/27/2018	355,515	PMCHK00007046	Cash	94204	Human Resource Profile Inc	\$1,073.10
4/27/2018	355,516	PMCHK00007046	Cash	94205	Ideal Supplies Inc	\$192.50
4/27/2018	355,517	PMCHK00007046	Cash	94206	Johnson Electric Supply Co., The	\$77.41
4/27/2018	355,518	PMCHK00007046	Cash	94207	Jolly Plumbing	\$185.00
4/27/2018	355,519	PMCHK00007046	Cash	94208	Kemira Water Solutions, Inc.	\$5,142.46
4/27/2018	355,520	PMCHK00007046	Cash	94209	KOI Enterprises, Inc	\$340.84
4/27/2018	355,521	PMCHK00007046	Cash	94210	Lincoln National Life Insurance Co.	\$5,610.62
4/27/2018	355,522	PMCHK00007046	Cash	94211	Lippert Joseph M	\$63.96
4/27/2018	355,523	PMCHK00007046	Cash	94212	Lowe's	\$860.32
4/27/2018	355,524	PMCHK00007046	Cash	94213	Lykins Oil Company	\$2,531.88
4/27/2018	355,525	PMCHK00007046	Cash	94214	Matheson Tri-Gas, Inc.	\$971.08
4/27/2018	355,526	PMCHK00007046	Cash	94215	McGrath William D	\$11.55
4/27/2018	355,527	PMCHK00007046	Cash	94216	Office Depot, Inc.	\$220.10
4/27/2018	355,528	PMCHK00007046	Cash	94217	O'Reilly Auto Parts	\$49.99
4/27/2018	355,529	PMCHK00007046	Cash	94218	Rawdon Myers Inc	\$785.00
4/27/2018	355,530	PMCHK00007046	Cash	94219	Restek Corporation	\$356.53
4/27/2018	355,531	PMCHK00007046	Cash	94220	R & M Welding Products Inc	\$268.42
4/27/2018	355,532	PMCHK00007046	Cash	94221	Sanitation District No. 1	\$3,882.83
4/27/2018	355,533	PMCHK00007046	Cash	94222	Sanitation District No. 1	\$2,464.23
4/27/2018	355,534	PMCHK00007046	Cash	94223	Seton Identification	\$57.21
4/27/2018	355,535	PMCHK00007046	Cash	94224	Southeastern Equipment Co Inc	\$1,364.70
4/27/2018	355,536	PMCHK00007046	Cash	94225	Rodney Sparks	\$11.68
4/27/2018	355,537	PMCHK00007046	Cash	94226	Sumerel Tire Co., Inc., Bob	\$171.02
4/27/2018	355,538	PMCHK00007046	Cash	94227	Taylor Brothers Excavating	\$70.00
4/27/2018	355,539	PMCHK00007046	Cash	94228	Tri-State Plastics, Inc.	\$229.44
4/27/2018	355,540	PMCHK00007046	Cash	94229	Univar USA Inc.	\$2,789.74
4/27/2018	355,541	PMCHK00007046	Cash	94230	USALCO	\$5,928.32

4/27/2018	355,542	PMCHK00007046	Cash	94231	Utility Sales Agency		\$880.80
4/27/2018	355,543	PMCHK00007046	Cash	94232	Verizon Wireless		\$1,805.00
4/27/2018	355,544	PMCHK00007046	Cash	94233	Viking Supply, Inc		\$1,725.50
4/27/2018	355,545	PMVPY00001074	Cash	94204	Human Resource Profile Inc	\$1,073.10	
4/27/2018	355,633	CMTRX00008374	Bank Transaction Entry	RCT000039108		\$24,064.35	
4/27/2018	355,634	CMTRX00008374	Bank Transaction Entry	RCT000039109		\$14,517.49	
4/27/2018	355,635	CMTRX00008374	Bank Transaction Entry	RCT000039110		\$780.25	
4/27/2018	355,636	CMTRX00008374	Bank Transaction Entry	RCT000039111		\$6,789.51	
4/27/2018	355,637	CMTRX00008374	Bank Transaction Entry	RCT000039112		\$2,011.27	
4/27/2018	355,638	CMTRX00008374	Bank Transaction Entry	RCT000039113		\$47,357.06	
4/27/2018	355,639	CMTRX00008374	Bank Transaction Entry	RCT000039114		\$4,272.66	
4/27/2018	355,697	CMTRX00008378	Bank Transaction Entry	DAJ000039155			\$139,438.81
4/30/2018	355,572	PMCHK00007047	Cash	94234	Aker, Octavian		\$15.59
4/30/2018	355,573	PMCHK00007047	Cash	94235	Allender, Jerry		\$59.34
4/30/2018	355,574	PMCHK00007047	Cash	94236	Bellis, Mac		\$28.02
4/30/2018	355,575	PMCHK00007047	Cash	94237	Boardman, Michelle		\$47.59
4/30/2018	355,576	PMCHK00007047	Cash	94238	Champagne, Amber		\$43.03
4/30/2018	355,577	PMCHK00007047	Cash	94239	Finnell, Robert		\$75.55
4/30/2018	355,578	PMCHK00007047	Cash	94240	Gilligan, Kelli		\$6.53
4/30/2018	355,579	PMCHK00007047	Cash	94241	Hamblin, Karissa		\$37.25
4/30/2018	355,580	PMCHK00007047	Cash	94242	Harper, Mitzi		\$22.40
4/30/2018	355,581	PMCHK00007047	Cash	94243	Hensley, Loretta		\$42.27
System:	DETAILED TRIAL B 9/24/2018	12:01:21 PM	Page:	36	User Date:	9/24/2018	User ID: skampsen
N Ky Water District							
4/30/2018	355,582	PMCHK00007047	Cash	94244	Hodge, Ruby		\$96.35
4/30/2018	355,583	PMCHK00007047	Cash	94245	Humana Dental Ins. Co.		\$1,073.10
4/30/2018	355,584	PMCHK00007047	Cash	94246	Isaac, Mallory		\$23.05
4/30/2018	355,585	PMCHK00007047	Cash	94247	Kleem, Kevin		\$58.57
4/30/2018	355,586	PMCHK00007047	Cash	94248	Mann, Odell		\$40.50
4/30/2018	355,587	PMCHK00007047	Cash	94249	Martin, David		\$36.45
4/30/2018	355,588	PMCHK00007047	Cash	94250	Morrison, Maureen		\$110.01
4/30/2018	355,589	PMCHK00007047	Cash	94251	Nienaber-Chalfant, Josephine		\$126.72
4/30/2018	355,590	PMCHK00007047	Cash	94252	Pauley, Adam		\$56.88
4/30/2018	355,591	PMCHK00007047	Cash	94253	Smith, Michelle		\$65.25
4/30/2018	355,592	PMCHK00007047	Cash	94254	Sutterfield, Jeff		\$47.76
4/30/2018	355,593	PMCHK00007047	Cash	94255	Wadsworth, Lindsay		\$126.80
4/30/2018	355,594	PMCHK00007047	Cash	94256	Watt, Chad		\$46.00
4/30/2018	355,595	PMCHK00007047	Cash	94257	Wolfe, Christopher		\$87.80
4/30/2018	355,596	PMCHK00007047	Cash	94258	Younger, Ruby		\$61.56
4/30/2018	355,601	PMCHK00007048	Cash	94259	Kentucky State Treasurer		\$5,999.27
4/30/2018	355,640	CMTRX00008375	Bank Transaction Entry	RCT000039115		\$42,392.10	
4/30/2018	355,641	CMTRX00008375	Bank Transaction Entry	RCT000039116		\$26,990.11	
4/30/2018	355,642	CMTRX00008375	Bank Transaction Entry	RCT000039117		\$777.36	
4/30/2018	355,643	CMTRX00008375	Bank Transaction Entry	RCT000039118		\$12,133.72	
4/30/2018	355,644	CMTRX00008375	Bank Transaction Entry	RCT000039119		\$1,720.09	
4/30/2018	355,645	CMTRX00008375	Bank Transaction Entry	RCT000039120		\$64,843.15	
4/30/2018	355,646	CMTRX00008375	Bank Transaction Entry	RCT000039121		\$2,139.71	
4/30/2018	355,689	CMTRX00008378	Bank Transaction Entry	IAJ000039147		\$34,179.78	
4/30/2018	355,704	CMTRX00008378	Bank Transaction Entry	DAJ000039162			\$1,048.99
4/30/2018	355,709	CMTRX00008378	Bank Transaction Entry	IAJ000039167		\$79,494.13	
4/30/2018	355,710	CMTRX00008378	Bank Transaction Entry	IAJ000039168		\$790.66	
4/30/2018	355,711	CMTRX00008378	Bank Transaction Entry	IAJ000039169		\$37,609.15	
5/1/2018	355,654	PMCHK00007049	Cash	94260	S R Layne Repair LLC		\$950.00
5/1/2018	355,655	CMTRX00008376	Bank Transaction Entry	DAJ000039122			\$146,059.02
5/1/2018	356,459	CMTRX00008382	Bank Transaction Entry	RCT000039176		\$17,797.50	
5/1/2018	356,460	CMTRX00008382	Bank Transaction Entry	RCT000039177		\$9,011.66	
5/1/2018	356,461	CMTRX00008382	Bank Transaction Entry	RCT000039178		\$949.56	
5/1/2018	356,462	CMTRX00008382	Bank Transaction Entry	RCT000039179		\$6,836.43	
5/1/2018	356,463	CMTRX00008382	Bank Transaction Entry	RCT000039180		\$2,501.83	

5/1/2018	356,464	CMTRX00008382	Bank Transaction Entry	RCT000039181		\$79,494.13	
5/1/2018	356,465	CMTRX00008382	Bank Transaction Entry	RCT000039182		\$17,203.92	
5/1/2018	356,466	CMTRX00008382	Bank Transaction Entry	RCT000039183		\$7,745.16	
5/1/2018	357,135	CMTRX00008407	Bank Transaction Entry	DAJ000039366			\$79,494.13
5/1/2018	357,136	CMTRX00008407	Bank Transaction Entry	DAJ000039367			\$790.66
5/1/2018	357,137	CMTRX00008407	Bank Transaction Entry	DAJ000039368			\$37,609.15
5/2/2018	355,675	CMXFR00000399	Bank Transfer Entry	XFR000039144	Transfer To: DENTAL BENEFITS		\$20,000.00
5/2/2018	356,467	CMTRX00008383	Bank Transaction Entry	RCT000039184		\$31,660.13	
5/2/2018	356,468	CMTRX00008383	Bank Transaction Entry	RCT000039185		\$23,323.41	
5/2/2018	356,469	CMTRX00008383	Bank Transaction Entry	RCT000039186		\$2,484.77	
5/2/2018	356,470	CMTRX00008383	Bank Transaction Entry	RCT000039187		\$28,838.36	
5/2/2018	356,471	CMTRX00008383	Bank Transaction Entry	RCT000039188		\$1,721.35	
5/2/2018	356,472	CMTRX00008383	Bank Transaction Entry	RCT000039189		\$451,866.57	
5/2/2018	356,473	CMTRX00008383	Bank Transaction Entry	RCT000039190		\$4,324.36	
5/3/2018	356,474	CMTRX00008384	Bank Transaction Entry	RCT000039191		\$29,279.16	
5/3/2018	356,475	CMTRX00008384	Bank Transaction Entry	RCT000039192		\$21,061.62	
5/3/2018	356,476	CMTRX00008384	Bank Transaction Entry	RCT000039193		\$621.49	
5/3/2018	356,477	CMTRX00008384	Bank Transaction Entry	RCT000039194		\$13,637.52	
5/3/2018	356,478	CMTRX00008384	Bank Transaction Entry	RCT000039195		\$3,779.93	
5/3/2018	356,479	CMTRX00008384	Bank Transaction Entry	RCT000039196		\$79,989.63	
5/3/2018	356,480	CMTRX00008384	Bank Transaction Entry	RCT000039197		\$41,401.55	
5/3/2018	357,145	CMTRX00008407	Bank Transaction Entry	DAJ000039376			\$443.24
5/3/2018	357,150	CMTRX00008407	Bank Transaction Entry	DAJ000039381			\$138,590.10
5/4/2018	356,481	CMTRX00008385	Bank Transaction Entry	RCT000039198		\$20,134.13	
5/4/2018	356,482	CMTRX00008385	Bank Transaction Entry	RCT000039199		\$10,785.53	
5/4/2018	356,483	CMTRX00008385	Bank Transaction Entry	RCT000039200		\$459.52	
5/4/2018	356,484	CMTRX00008385	Bank Transaction Entry	RCT000039201		\$8,047.52	
5/4/2018	356,485	CMTRX00008385	Bank Transaction Entry	RCT000039202		\$3,968.31	
5/4/2018	356,486	CMTRX00008385	Bank Transaction Entry	RCT000039203		\$118,702.94	
5/4/2018	356,487	CMTRX00008385	Bank Transaction Entry	RCT000039204		\$60,162.07	
5/7/2018	356,488	CMTRX00008386	Bank Transaction Entry	RCT000039205		\$43,076.86	
5/7/2018	356,489	CMTRX00008386	Bank Transaction Entry	RCT000039206		\$30,705.16	
5/7/2018	356,490	CMTRX00008386	Bank Transaction Entry	RCT000039207		\$398.11	
5/7/2018	356,491	CMTRX00008386	Bank Transaction Entry	RCT000039208		\$17,384.03	
5/7/2018	356,492	CMTRX00008386	Bank Transaction Entry	RCT000039209		\$3,304.68	
5/7/2018	356,493	CMTRX00008386	Bank Transaction Entry	RCT000039210		\$49,481.91	
5/7/2018	356,494	CMTRX00008386	Bank Transaction Entry	RCT000039211		\$4,686.38	
5/8/2018	355,891	PMCHK00007052	Cash	94261	American Hydroseeding		\$59.50
5/8/2018	355,892	PMCHK00007052	Cash	94262	Arlinghaus Builders, LLC		\$45.99
System:	DETAILED TRIAL B 9/24/2018	12:01:21 PM	Page:	37	User Date:	9/24/2018	User ID: skampsen
N Ky Water District							
5/8/2018	355,893	PMCHK00007052	Cash	94263	Around the Clock Answering Service		\$473.50
5/8/2018	355,894	PMCHK00007052	Cash	94264	B C Engineering Co		\$329.10
5/8/2018	355,895	PMCHK00007052	Cash	94265	Becknell-Coghill Inc		\$25,380.00
5/8/2018	355,896	PMCHK00007052	Cash	94266	BestOne, Tire & Service of Mid America, Inc.		\$1,485.62
5/8/2018	355,897	PMCHK00007052	Cash	94267	Bray Trucking Inc.		\$3,062.88
5/8/2018	355,898	PMCHK00007052	Cash	94268	Butler Lawn Care & Landscaping		\$2,745.03
5/8/2018	355,899	PMCHK00007052	Cash	94269	Calgon Carbon Corporation		\$307.31
5/8/2018	355,900	PMCHK00007052	Cash	94270	Carrera Const.		\$45.99
5/8/2018	355,901	PMCHK00007052	Cash	94271	Carroll, John or Bertha		\$1,376.32
5/8/2018	355,902	PMCHK00007052	Cash	94272	C Banks Properties		\$320.54
5/8/2018	355,903	PMCHK00007052	Cash	94273	CE Power Solutions, LLC		\$2,000.00
5/8/2018	355,904	PMCHK00007052	Cash	94274	Chase Environmental Group		\$105.00
5/8/2018	355,905	PMCHK00007052	Cash	94275	Cincinnati Bell		\$1,557.28
5/8/2018	355,906	PMCHK00007052	Cash	94276	Cincinnati Bell		\$65.08
5/8/2018	355,907	PMCHK00007052	Cash	94277	Cornerstone Controls, Inc.		\$134.78
5/8/2018	355,908	PMCHK00007052	Cash	94278	Core & Main		\$3,045.40
5/8/2018	355,909	PMCHK00007052	Cash	94279	Cottingham True Value		\$44.99
5/8/2018	355,910	PMCHK00007052	Cash	94280	Crescent Springs Hardware		\$493.41

5/8/2018	355,911	PMCHK00007052	Cash	94281	Crowley, Michele	\$77.98		
5/8/2018	355,912	PMCHK00007052	Cash	94282	Dad's Bobcat Services, LLC	\$3,690.00		
5/8/2018	355,913	PMCHK00007052	Cash	94283	Duke Energy	\$32,745.56		
5/8/2018	355,914	PMCHK00007052	Cash	94284	EyeMed	\$1,240.10		
5/8/2018	355,915	PMCHK00007052	Cash	94285	Fastenal Company	\$20.17		
5/8/2018	355,916	PMCHK00007052	Cash	94286	Federal Express	\$99.41		
5/8/2018	355,917	PMCHK00007052	Cash	94287	Fifth Third Bank-Visa	\$6,025.04		
5/8/2018	355,918	PMCHK00007052	Cash	94288	Fisher Scientific	\$208.51		
5/8/2018	355,919	PMCHK00007052	Cash	94289	Florence Winwater Works	\$1,781.19		
5/8/2018	355,920	PMCHK00007052	Cash	94290	Gastright, Chris	\$2,572.96		
5/8/2018	355,921	PMCHK00007052	Cash	94291	Glass, Steve	\$11.08		
5/8/2018	355,922	PMCHK00007052	Cash	94292	Grainger	\$631.16		
5/8/2018	355,923	PMCHK00007052	Cash	94293	Graybar Electric Co Inc	\$467.08		
5/8/2018	355,924	PMCHK00007052	Cash	94294	Greko Supply Company	\$375.85		
5/8/2018	355,925	PMCHK00007052	Cash	94295	Hach Company	\$1,279.17		
5/8/2018	355,926	PMCHK00007052	Cash	94296	Hall's Paving & Sealing, Inc.	\$9,454.59		
5/8/2018	355,927	PMCHK00007052	Cash	94297	Ideal Supplies Inc	\$7,495.00		
5/8/2018	355,928	PMCHK00007052	Cash	94298	Industrial Wire Rope Supply Co Inc	\$702.84		
5/8/2018	355,929	PMCHK00007052	Cash	94299	Johnson Electric Supply Co., The	\$339.62		
5/8/2018	355,930	PMCHK00007052	Cash	94300	Kemira Water Solutions, Inc.	\$5,239.85		
5/8/2018	355,931	PMCHK00007052	Cash	94301	Literature Fulfillment Services	\$10,814.09		
5/8/2018	355,932	PMCHK00007052	Cash	94302	Lowe's	\$965.81		
5/8/2018	355,933	PMCHK00007052	Cash	94303	Lucas Pools	\$76.97		
5/8/2018	355,934	PMCHK00007052	Cash	94304	Mailender Inc.	\$974.00		
5/8/2018	355,935	PMCHK00007052	Cash	94305	Mark's Garage	\$1,350.89		
5/8/2018	355,936	PMCHK00007052	Cash	94306	Matheson Tri-Gas, Inc.	\$662.48		
5/8/2018	355,937	PMCHK00007052	Cash	94307	Mattingly, Alex	\$149.88		
5/8/2018	355,938	PMCHK00007052	Cash	94308	Minuteman/Design Press	\$1,074.00		
5/8/2018	355,939	PMCHK00007052	Cash	94309	Murphy, Michael	\$135.19		
5/8/2018	355,940	PMCHK00007052	Cash	94310	NetGain Technologies	\$100.00		
5/8/2018	355,941	PMCHK00007052	Cash	94311	OFFICETEAM, Specialized Admin. Staffing	\$3,049.62		
5/8/2018	355,942	PMCHK00007052	Cash	94312	Office Depot, Inc.	\$209.56		
5/8/2018	355,943	PMCHK00007052	Cash	94313	Ohio Valley Gasket	\$312.51		
5/8/2018	355,944	PMCHK00007052	Cash	94314	Orr Safety Corporation	\$678.08		
5/8/2018	355,945	PMCHK00007052	Cash	94315	Owen Electric Cooperative Inc	\$200.99		
5/8/2018	355,946	PMCHK00007052	Cash	94316	Pension Corporation of America	\$4,924.92		
5/8/2018	355,947	PMCHK00007052	Cash	94317	Pinkham, Lohri	\$31.03		
5/8/2018	355,948	PMCHK00007052	Cash	94318	Pitney Bowes Inc.	\$3,000.00		
5/8/2018	355,949	PMCHK00007052	Cash	94319	Planning & Development Service of Kenton Cou	\$25,000.00		
5/8/2018	355,950	PMCHK00007052	Cash	94320	Raynmaster Lawn Sprinklers	\$614.00		
5/8/2018	355,951	PMCHK00007052	Cash	94321	Res/Comm Security Systems Inc.	\$270.00		
5/8/2018	355,952	PMCHK00007052	Cash	94322	Richie Trucking	\$1,625.00		
5/8/2018	355,953	PMCHK00007052	Cash	94323	R & M Fence & Construction	\$2,350.00		
5/8/2018	355,954	PMCHK00007052	Cash	94324	R & M Welding Products Inc	\$484.25		
5/8/2018	355,955	PMCHK00007052	Cash	94325	RUMPKPE	\$558.82		
5/8/2018	355,956	PMCHK00007052	Cash	94326	Safeguard Business Systems	\$233.58		
5/8/2018	355,957	PMCHK00007052	Cash	94327	SafetyWear	\$393.83		
5/8/2018	355,958	PMCHK00007052	Cash	94328	Sanitation District No. 1	\$15.62		
5/8/2018	355,959	PMCHK00007052	Cash	94329	Jeff Schuchter	\$250.10		
5/8/2018	355,960	PMCHK00007052	Cash	94330	Security Fence Group, Inc.	\$268.00		
5/8/2018	355,961	PMCHK00007052	Cash	94331	Skillpath Seminars	\$349.00		
5/8/2018	355,962	PMCHK00007052	Cash	94332	Sumerel Tire Co., Inc., Bob	\$204.07		
5/8/2018	355,963	PMCHK00007052	Cash	94333	SWS Environmental	\$215.20		
5/8/2018	355,964	PMCHK00007052	Cash	94334	Time Warner Cable	\$248.18		
5/8/2018	355,965	PMCHK00007052	Cash	94335	USALCO	\$5,989.68		
5/8/2018	355,966	PMCHK00007052	Cash	94336	Valor LLC	\$258.59		
System:	DETAILED TRIAL B 9/24/2018	12:01:21 PM	Page:	38	User Date:	9/24/2018	User ID:	skampsen
5/8/2018	355,967	PMCHK00007052	Cash	94337	Waste Resource Management Inc.	\$4,617.92		

5/8/2018	355,968	PMCHK00007052	Cash	94338	Wex Bank		\$14,820.83
5/8/2018	355,969	PMCHK00007052	Cash	94339	Wildman Corporate Apparel		\$87.96
5/8/2018	355,971	PMCHK00007053	Cash	94340	Kentucky State Treasurer		\$5,999.27
5/8/2018	356,496	CMTRX00008387	Bank Transaction Entry	RCT000039212		\$15,018.03	
5/8/2018	356,497	CMTRX00008387	Bank Transaction Entry	RCT000039213		\$11,456.60	
5/8/2018	356,498	CMTRX00008387	Bank Transaction Entry	RCT000039214		\$505.14	
5/8/2018	356,499	CMTRX00008387	Bank Transaction Entry	RCT000039215		\$5,765.34	
5/8/2018	356,500	CMTRX00008387	Bank Transaction Entry	RCT000039216		\$4,654.08	
5/8/2018	356,501	CMTRX00008387	Bank Transaction Entry	RCT000039217		\$51,155.60	
5/8/2018	356,502	CMTRX00008387	Bank Transaction Entry	RCT000039218		\$5,759.85	
5/8/2018	356,503	CMTRX00008387	Bank Transaction Entry	RCT000039219		\$8,952.84	
5/9/2018	356,504	CMTRX00008388	Bank Transaction Entry	RCT000039220		\$31,634.65	
5/9/2018	356,505	CMTRX00008388	Bank Transaction Entry	RCT000039221		\$21,124.34	
5/9/2018	356,506	CMTRX00008388	Bank Transaction Entry	RCT000039222		\$1,680.06	
5/9/2018	356,507	CMTRX00008388	Bank Transaction Entry	RCT000039223		\$20,506.06	
5/9/2018	356,508	CMTRX00008388	Bank Transaction Entry	RCT000039224		\$3,315.23	
5/9/2018	356,509	CMTRX00008388	Bank Transaction Entry	RCT000039225		\$216,669.38	
5/9/2018	356,510	CMTRX00008388	Bank Transaction Entry	RCT000039226		\$10,132.80	
5/9/2018	356,511	CMTRX00008388	Bank Transaction Entry	RCT000039227		\$6,119.53	
5/9/2018	357,138	CMTRX00008407	Bank Transaction Entry	IAJ000039369		\$1,180.26	
5/9/2018	357,139	CMTRX00008407	Bank Transaction Entry	IAJ000039370		\$100.00	
5/10/2018	356,512	CMTRX00008389	Bank Transaction Entry	RCT000039228		\$25,992.00	
5/10/2018	356,513	CMTRX00008389	Bank Transaction Entry	RCT000039229		\$22,904.22	
5/10/2018	356,514	CMTRX00008389	Bank Transaction Entry	RCT000039230		\$2,461.00	
5/10/2018	356,515	CMTRX00008389	Bank Transaction Entry	RCT000039231		\$12,793.43	
5/10/2018	356,516	CMTRX00008389	Bank Transaction Entry	RCT000039232		\$2,506.67	
5/10/2018	356,517	CMTRX00008389	Bank Transaction Entry	RCT000039233		\$97,012.97	
5/10/2018	356,518	CMTRX00008389	Bank Transaction Entry	RCT000039234		\$13,545.21	
5/10/2018	357,146	CMTRX00008407	Bank Transaction Entry	DAJ000039377			\$2,042.91
5/10/2018	357,151	CMTRX00008407	Bank Transaction Entry	DAJ000039382			\$141,057.07
5/11/2018	356,519	CMTRX00008390	Bank Transaction Entry	RCT000039235		\$17,925.28	
5/11/2018	356,520	CMTRX00008390	Bank Transaction Entry	RCT000039236		\$17,257.04	
5/11/2018	356,521	CMTRX00008390	Bank Transaction Entry	RCT000039237		\$898.54	
5/11/2018	356,522	CMTRX00008390	Bank Transaction Entry	RCT000039238		\$6,958.82	
5/11/2018	356,523	CMTRX00008390	Bank Transaction Entry	RCT000039239		\$2,019.20	
5/11/2018	356,524	CMTRX00008390	Bank Transaction Entry	RCT000039240		\$149,304.91	
5/11/2018	356,525	CMTRX00008390	Bank Transaction Entry	RCT000039241		\$13,750.66	
5/14/2018	356,171	PMCHK00007055	Cash	94341	Absolute Standards Inc.		\$415.00
5/14/2018	356,172	PMCHK00007055	Cash	94342	ACE Exterminating Co. / Dawn		\$147.00
5/14/2018	356,173	PMCHK00007055	Cash	94343	Ace-Tex Enterprises, Inc.		\$394.45
5/14/2018	356,174	PMCHK00007055	Cash	94344	Arts Rental Equipment & Supply		\$2,777.00
5/14/2018	356,175	PMCHK00007055	Cash	94345	Badger Meter, Inc		\$63.00
5/14/2018	356,176	PMCHK00007055	Cash	94346	BestOne, Tire & Service of Mid America, Inc.		\$389.44
5/14/2018	356,177	PMCHK00007055	Cash	94347	Best Way Disposal		\$684.55
5/14/2018	356,178	PMCHK00007055	Cash	94348	Blue Chip Express & Courier Service		\$220.00
5/14/2018	356,179	PMCHK00007055	Cash	94349	Boone-Kenton Lumber Supply Co.		\$1,555.72
5/14/2018	356,180	PMCHK00007055	Cash	94350	Bray Trucking Inc.		\$2,759.18
5/14/2018	356,181	PMCHK00007055	Cash	94351	Bray Truck & Parts		\$2,042.64
5/14/2018	356,182	PMCHK00007055	Cash	94352	Carlisle, Tom		\$142.60
5/14/2018	356,183	PMCHK00007055	Cash	94353	CBT Company		\$1,242.00
5/14/2018	356,184	PMCHK00007055	Cash	94354	Chemrite, Inc.		\$14,881.05
5/14/2018	356,185	PMCHK00007055	Cash	94355	Cincinnati Bell		\$10,373.16
5/14/2018	356,186	PMCHK00007055	Cash	94356	Cincinnati Bell		\$647.78
5/14/2018	356,187	PMCHK00007055	Cash	94357	Cintas #315		\$2,003.63
5/14/2018	356,188	PMCHK00007055	Cash	94358	Consolidated Pipe & Supply Co Inc.		\$418.75
5/14/2018	356,189	PMCHK00007055	Cash	94359	Core & Main		\$996.25
5/14/2018	356,190	PMCHK00007055	Cash	94360	Crescent Springs Hardware		\$110.64
5/14/2018	356,191	PMCHK00007055	Cash	94361	CSX Transportation Inc.		\$507.96
5/14/2018	356,192	PMCHK00007055	Cash	94362	Duke Energy		\$48,850.50



5/14/2018	356,193	PMCHK00007055	Cash	94363	Dupont Inc	\$225.00
5/14/2018	356,194	PMCHK00007055	Cash	94364	Enquirer Media	\$1,567.45
5/14/2018	356,195	PMCHK00007055	Cash	94365	Environmental Resource Assoc	\$133.83
5/14/2018	356,196	PMCHK00007055	Cash	94366	Environmental Laboratories, Inc.	\$65.00
5/14/2018	356,197	PMCHK00007055	Cash	94367	Fedders Feed Co., J. H.	\$3.35
5/14/2018	356,198	PMCHK00007055	Cash	94368	Flaig Welding Co Inc	\$360.00
5/14/2018	356,199	PMCHK00007055	Cash	94369	Florence Winwater Works	\$1,881.06
5/14/2018	356,200	PMCHK00007055	Cash	94370	Fortiline, Inc.	\$2,158.00
5/14/2018	356,201	PMCHK00007055	Cash	94371	Glenwood Elec Inc.	\$1,651.23
5/14/2018	356,202	PMCHK00007055	Cash	94372	Grainger	\$385.77
5/14/2018	356,203	PMCHK00007055	Cash	94373	Graybar Electric Co Inc	\$357.45
5/14/2018	356,204	PMCHK00007055	Cash	94374	Greater Comfort Heating & Air	\$2,290.00
5/14/2018	356,205	PMCHK00007055	Cash	94375	Hach Company	\$752.39
5/14/2018	356,206	PMCHK00007055	Cash	94376	Hall's Paving & Sealing, Inc.	\$3,732.85
System:	DETAILED TRIAL B 9/24/2018	12:01:21 PM	Page:	39	User Date:	9/24/2018
					User ID:	skampsen
N Ky Water District						
5/14/2018	356,207	PMCHK00007055	Cash	94377	Hydraflo, Inc.	\$789.80
5/14/2018	356,208	PMCHK00007055	Cash	94378	Hydro Controls, Inc.	\$608.68
5/14/2018	356,209	PMCHK00007055	Cash	94379	Ideal Supplies Inc	\$3,048.05
5/14/2018	356,210	PMCHK00007055	Cash	94380	Janell Inc.	\$75.89
5/14/2018	356,211	PMCHK00007055	Cash	94381	J K Meurer Corp.	\$55,076.25
5/14/2018	356,212	PMCHK00007055	Cash	94382	Johnson Electric Supply Co., The	\$200.19
5/14/2018	356,213	PMCHK00007055	Cash	94383	Kens Crescent Springs Service	\$375.00
5/14/2018	356,214	PMCHK00007055	Cash	94384	KOI Enterprises, Inc	\$105.80
5/14/2018	356,215	PMCHK00007055	Cash	94385	Lincoln National Life Insurance Co.	\$841.78
5/14/2018	356,216	PMCHK00007055	Cash	94386	Lowe's	\$328.58
5/14/2018	356,217	PMCHK00007055	Cash	94387	Lykins Oil Company	\$2,781.65
5/14/2018	356,218	PMCHK00007055	Cash	94388	Mailender Inc.	\$151.41
5/14/2018	356,219	PMCHK00007055	Cash	94389	Minuteman/Design Press	\$535.00
5/14/2018	356,220	PMCHK00007055	Cash	94390	Mobilcomm Inc.	\$963.00
5/14/2018	356,221	PMCHK00007055	Cash	94391	Moor, Johnathan	\$257.07
5/14/2018	356,222	PMCHK00007055	Cash	94392	Northern KY Baptist Church	\$7,000.00
5/14/2018	356,223	PMCHK00007055	Cash	94393	OFFICETEAM, Specialized Admin. Staffing	\$1,414.19
5/14/2018	356,224	PMCHK00007055	Cash	94394	Office Depot, Inc.	\$60.29
5/14/2018	356,225	PMCHK00007055	Cash	94395	Owen Electric Cooperative Inc	\$15,704.37
5/14/2018	356,226	PMCHK00007055	Cash	94396	Paymentus Group, Inc.	\$18,363.87
5/14/2018	356,227	PMCHK00007055	Cash	94397	Phenova	\$84.65
5/14/2018	356,228	PMCHK00007055	Cash	94398	Pilot Lumber	\$57.38
5/14/2018	356,229	PMCHK00007055	Cash	94399	Plant Trolley, Inc., The	\$177.12
5/14/2018	356,230	PMCHK00007055	Cash	94400	Pollard Water	\$1,514.75
5/14/2018	356,231	PMCHK00007055	Cash	94401	Randy's Rugged Wear	\$769.99
5/14/2018	356,232	PMCHK00007055	Cash	94402	RNK Environmental Inc	\$350.00
5/14/2018	356,233	PMCHK00007055	Cash	94403	RUMPKE	\$863.90
5/14/2018	356,234	PMCHK00007055	Cash	94404	Sanitation District No. 1	\$724.19
5/14/2018	356,235	PMCHK00007055	Cash	94405	Silver Grove Motors, Inc.	\$150.00
5/14/2018	356,236	PMCHK00007055	Cash	94406	Southern States	\$289.21
5/14/2018	356,237	PMCHK00007055	Cash	94407	Staples Advantage	\$181.36
5/14/2018	356,238	PMCHK00007055	Cash	94408	Sumerel Tire Co., Inc., Bob	\$661.12
5/14/2018	356,239	PMCHK00007055	Cash	94409	Taylor Brothers Excavating	\$130.00
5/14/2018	356,240	PMCHK00007055	Cash	94410	Travelers	\$2,725.00
5/14/2018	356,241	PMCHK00007055	Cash	94411	Tremco/Weatherproofing	\$3,600.00
5/14/2018	356,242	PMCHK00007055	Cash	94412	Univar USA Inc.	\$2,779.25
5/14/2018	356,243	PMCHK00007055	Cash	94413	United Window Cleaning Co., Inc.	\$40.00
5/14/2018	356,244	PMCHK00007055	Cash	94414	USA Bluebook	\$199.88
5/14/2018	356,245	PMCHK00007055	Cash	94415	USALCO	\$4,875.76
5/14/2018	356,246	PMCHK00007055	Cash	94416	VAG USA LLC	\$422.64
5/14/2018	356,247	PMCHK00007055	Cash	94417	Verizon Wireless	\$150.10
5/14/2018	356,248	PMCHK00007055	Cash	94418	Vertical Systems Elevator	\$369.63
5/14/2018	356,249	PMCHK00007055	Cash	94419	Viking Supply, Inc	\$345.00

5/14/2018	356,250	PMCHK00007055	Cash	94420	Vivial	\$630.80		
5/14/2018	356,251	PMCHK00007055	Cash	94421	Vogelpohl Fire Equipment, Inc.	\$185.22		
5/14/2018	356,252	PMCHK00007055	Cash	94422	Wendling Printing Company	\$443.00		
5/14/2018	356,253	PMCHK00007055	Cash	94423	Wildman Corporate Apparel	\$247.89		
5/14/2018	356,255	PMCHK00007056	Cash	94424	Kentucky State Treasurer	\$6,369.27		
5/14/2018	356,526	CMTRX00008391	Bank Transaction Entry	RCT000039242		\$59,014.80		
5/14/2018	356,527	CMTRX00008391	Bank Transaction Entry	RCT000039243		\$57,856.84		
5/14/2018	356,528	CMTRX00008391	Bank Transaction Entry	RCT000039244		\$3,016.70		
5/14/2018	356,529	CMTRX00008391	Bank Transaction Entry	RCT000039245		\$32,476.28		
5/14/2018	356,530	CMTRX00008391	Bank Transaction Entry	RCT000039246		\$4,160.01		
5/14/2018	356,531	CMTRX00008391	Bank Transaction Entry	RCT000039247		\$43,551.75		
5/14/2018	356,532	CMTRX00008391	Bank Transaction Entry	RCT000039248		\$8,088.50		
5/14/2018	356,533	CMTRX00008391	Bank Transaction Entry	RCT000039249		\$14,540.63		
5/14/2018	357,155	CMTRX00008407	Bank Transaction Entry	DAJ000039386		\$100.00		
5/15/2018	356,258	CMXFR00000400	Bank Transfer Entry	XFR000039172	Transfer To: DENTAL BENEFITS	\$10,000.00		
5/15/2018	356,872	CMTRX00008393	Bank Transaction Entry	RCT000039251		\$12,888.47		
5/15/2018	356,873	CMTRX00008393	Bank Transaction Entry	RCT000039252		\$11,009.49		
5/15/2018	356,874	CMTRX00008393	Bank Transaction Entry	RCT000039253		\$970.87		
5/15/2018	356,875	CMTRX00008393	Bank Transaction Entry	RCT000039254		\$5,954.71		
5/15/2018	356,876	CMTRX00008393	Bank Transaction Entry	RCT000039255		\$2,823.30		
5/15/2018	356,877	CMTRX00008393	Bank Transaction Entry	RCT000039256		\$77,235.37		
5/15/2018	356,878	CMTRX00008393	Bank Transaction Entry	RCT000039257		\$2,985.78		
5/15/2018	356,879	CMTRX00008393	Bank Transaction Entry	RCT000039258		\$5,459.91		
5/15/2018	357,159	CMTRX00008407	Bank Transaction Entry	IAJ000039390		\$121.60		
5/16/2018	356,263	CMTRX00008380	Bank Transaction Entry	DAJ000039173		\$84,461.87		
5/16/2018	356,880	CMTRX00008394	Bank Transaction Entry	RCT000039259		\$23,707.52		
5/16/2018	356,881	CMTRX00008394	Bank Transaction Entry	RCT000039260		\$22,266.08		
5/16/2018	356,882	CMTRX00008394	Bank Transaction Entry	RCT000039261		\$2,177.50		
5/16/2018	356,883	CMTRX00008394	Bank Transaction Entry	RCT000039262		\$18,832.24		
5/16/2018	356,884	CMTRX00008394	Bank Transaction Entry	RCT000039263		\$2,269.21		
5/16/2018	356,885	CMTRX00008394	Bank Transaction Entry	RCT000039264		\$117,676.21		
System:	DETAILED TRIAL B 9/24/2018	12:01:21 PM	Page:	40	User Date:	9/24/2018	User ID:	skampsen
N Ky Water District								
5/16/2018	356,886	CMTRX00008394	Bank Transaction Entry	RCT000039265		\$35,292.57		
5/16/2018	356,887	CMTRX00008394	Bank Transaction Entry	RCT000039266		\$2,404.39		
5/17/2018	356,888	CMTRX00008395	Bank Transaction Entry	RCT000039267		\$26,483.04		
5/17/2018	356,889	CMTRX00008395	Bank Transaction Entry	RCT000039268		\$26,579.68		
5/17/2018	356,890	CMTRX00008395	Bank Transaction Entry	RCT000039269		\$2,691.09		
5/17/2018	356,891	CMTRX00008395	Bank Transaction Entry	RCT000039270		\$18,320.82		
5/17/2018	356,892	CMTRX00008395	Bank Transaction Entry	RCT000039271		\$2,977.36		
5/17/2018	356,893	CMTRX00008395	Bank Transaction Entry	RCT000039272		\$77,438.67		
5/17/2018	356,894	CMTRX00008395	Bank Transaction Entry	RCT000039273		\$2,693.54		
5/17/2018	357,147	CMTRX00008407	Bank Transaction Entry	DAJ000039378		\$452.74		
5/17/2018	357,152	CMTRX00008407	Bank Transaction Entry	DAJ000039383		\$137,271.58		
5/18/2018	356,895	CMTRX00008396	Bank Transaction Entry	RCT000039274		\$17,984.09		
5/18/2018	356,896	CMTRX00008396	Bank Transaction Entry	RCT000039275		\$16,225.33		
5/18/2018	356,897	CMTRX00008396	Bank Transaction Entry	RCT000039276		\$547.25		
5/18/2018	356,898	CMTRX00008396	Bank Transaction Entry	RCT000039277		\$8,442.28		
5/18/2018	356,899	CMTRX00008396	Bank Transaction Entry	RCT000039278		\$1,279.07		
5/18/2018	356,900	CMTRX00008396	Bank Transaction Entry	RCT000039279		\$2,855.09		
5/18/2018	356,901	CMTRX00008396	Bank Transaction Entry	RCT000039280		\$87,481.05		
5/18/2018	356,902	CMTRX00008396	Bank Transaction Entry	RCT000039281		\$2,846.38		
5/18/2018	357,156	CMTRX00008407	Bank Transaction Entry	DAJ000039387		\$1.23		
5/21/2018	356,397	PMCHK00007059	Cash	94425	Accelerated Technology Lab Inc	\$13,219.35		
5/21/2018	356,398	PMCHK00007059	Cash	94426	Arts Rental Equipment & Supply	\$31.95		
5/21/2018	356,399	PMCHK00007059	Cash	94427	AWWA Research Foundation	\$25,908.53		
5/21/2018	356,400	PMCHK00007059	Cash	94428	BissNuss Inc	\$172.00		
5/21/2018	356,401	PMCHK00007059	Cash	94429	Bray Truck & Parts	\$453.30		
5/21/2018	356,402	PMCHK00007059	Cash	94430	Brighton Truck Service	\$1,223.82		

5/21/2018	356,403	PMCHK00007059	Cash	94431	Bryant, Chris		\$1,835.00	
5/21/2018	356,404	PMCHK00007059	Cash	94432	Bud's J & M Service		\$1,211.32	
5/21/2018	356,405	PMCHK00007059	Cash	94433	CDW Government Inc.		\$1,752.90	
5/21/2018	356,406	PMCHK00007059	Cash	94434	Cincinnati Bell		\$1,159.24	
5/21/2018	356,407	PMCHK00007059	Cash	94435	Confluence		\$500.00	
5/21/2018	356,408	PMCHK00007059	Cash	94436	Core & Main		\$957.31	
5/21/2018	356,409	PMCHK00007059	Cash	94437	Crescent Springs Hardware		\$5.50	
5/21/2018	356,410	PMCHK00007059	Cash	94438	Duke Energy		\$83,434.17	
5/21/2018	356,411	PMCHK00007059	Cash	94439	Dun & Bradstreet Credibility Corp.		\$1,099.00	
5/21/2018	356,412	PMCHK00007059	Cash	94440	EST Analytical		\$1,130.00	
5/21/2018	356,413	PMCHK00007059	Cash	94441	Federal Express		\$81.68	
5/21/2018	356,414	PMCHK00007059	Cash	94442	Ferguson Waterworks		\$316.80	
5/21/2018	356,415	PMCHK00007059	Cash	94443	Flashlight Outlet		\$524.94	
5/21/2018	356,416	PMCHK00007059	Cash	94444	Florence Winwater Works		\$3,744.00	
5/21/2018	356,417	PMCHK00007059	Cash	94445	Graybar Electric Co Inc		\$964.50	
5/21/2018	356,418	PMCHK00007059	Cash	94446	Hach Company		\$1,677.64	
5/21/2018	356,419	PMCHK00007059	Cash	94447	Human Resource Profile Inc		\$50.00	
5/21/2018	356,420	PMCHK00007059	Cash	94448	Ideal Supplies Inc		\$3,223.75	
5/21/2018	356,421	PMCHK00007059	Cash	94449	Kaman Fluid Power		\$1,025.97	
5/21/2018	356,422	PMCHK00007059	Cash	94450	Kemira Water Solutions, Inc.		\$5,239.85	
5/21/2018	356,423	PMCHK00007059	Cash	94451	King, Robert		\$108.44	
5/21/2018	356,424	PMCHK00007059	Cash	94452	Lincoln National Life Insurance Co.		\$5,632.14	
5/21/2018	356,425	PMCHK00007059	Cash	94453	Lowe's		\$363.42	
5/21/2018	356,426	PMCHK00007059	Cash	94454	Lucity, Inc		\$4,936.60	
5/21/2018	356,427	PMCHK00007059	Cash	94455	Microsoft		\$204.40	
5/21/2018	356,428	PMCHK00007059	Cash	94456	Minuteman/Design Press		\$378.00	
5/21/2018	356,429	PMCHK00007059	Cash	94457	Mine Safety Appliances Co. LLC		\$479.72	
5/21/2018	356,430	PMCHK00007059	Cash	94458	Municipal Attorneys Assoc. of KY		\$100.00	
5/21/2018	356,431	PMCHK00007059	Cash	94459	NKCCMA		\$120.00	
5/21/2018	356,432	PMCHK00007059	Cash	94460	OFFICETEAM, Specialized Admin. Staffing		\$708.23	
5/21/2018	356,433	PMCHK00007059	Cash	94461	Office Depot, Inc.		\$330.00	
5/21/2018	356,434	PMCHK00007059	Cash	94462	Prudential Financial		\$3,146.18	
5/21/2018	356,435	PMCHK00007059	Cash	94463	Randy's Rugged Wear		\$2,783.51	
5/21/2018	356,436	PMCHK00007059	Cash	94464	Sanitation District No. 1		\$4,385.36	
5/21/2018	356,437	PMCHK00007059	Cash	94465	Jeff Schuchter		\$61.04	
5/21/2018	356,438	PMCHK00007059	Cash	94466	St. Elizabeth Business Health		\$1,107.00	
5/21/2018	356,439	PMCHK00007059	Cash	94467	Straight Edge Construction LLC		\$3,800.00	
5/21/2018	356,440	PMCHK00007059	Cash	94468	Sumerel Tire Co., Inc., Bob		\$1,287.68	
5/21/2018	356,441	PMCHK00007059	Cash	94469	Supply Post Business Products		\$38.97	
5/21/2018	356,442	PMCHK00007059	Cash	94470	Temco Inc.		\$620.27	
5/21/2018	356,443	PMCHK00007059	Cash	94471	Test Gauge & Backflow Supply		\$2,652.00	
5/21/2018	356,444	PMCHK00007059	Cash	94472	Univar USA Inc.		\$2,862.95	
5/21/2018	356,445	PMCHK00007059	Cash	94473	United Healthcare Insurance		\$270,874.67	
5/21/2018	356,446	PMCHK00007059	Cash	94474	US Bank Equipment Finance		\$1,708.56	
5/21/2018	356,447	PMCHK00007059	Cash	94475	Valor LLC		\$72.01	
5/21/2018	356,448	PMCHK00007059	Cash	94476	Verizon Wireless		\$8,218.67	
5/21/2018	356,449	PMCHK00007059	Cash	94477	Viking Supply, Inc		\$1,700.00	
5/21/2018	356,450	PMCHK00007059	Cash	94478	Wildman Corporate Apparel		\$96.40	
System:	DETAILED TRIAL B 9/24/2018	12:01:21 PM	Page:	41	User Date:	9/24/2018	User ID:	skampsen
N Ky Water District								
5/21/2018	356,453	PMCHK00007060	Cash	94479	Kentucky State Treasurer		\$6,289.27	
5/21/2018	356,454	PMCHK00007060	Cash	94480	Flynn, Michael		\$52.00	
5/21/2018	356,903	CMTRX00008397	Bank Transaction Entry	RCT000039282			\$45,933.22	
5/21/2018	356,904	CMTRX00008397	Bank Transaction Entry	RCT000039283			\$40,228.75	
5/21/2018	356,905	CMTRX00008397	Bank Transaction Entry	RCT000039284			\$1,291.41	
5/21/2018	356,906	CMTRX00008397	Bank Transaction Entry	RCT000039285			\$15,530.87	
5/21/2018	356,907	CMTRX00008397	Bank Transaction Entry	RCT000039286			\$3,154.78	
5/21/2018	356,908	CMTRX00008397	Bank Transaction Entry	RCT000039287			\$105,386.98	
5/21/2018	356,909	CMTRX00008397	Bank Transaction Entry	RCT000039288			\$39.63	

5/21/2018	356,910	CMTRX00008397	Bank Transaction Entry	RCT000039289		\$3,053.39	
5/21/2018	357,157	CMTRX00008407	Bank Transaction Entry	DAJ000039388			\$4,733.36
5/22/2018	356,458	CMXFR00000401	Bank Transfer Entry	XFR000039175	Transfer To: 5/3RD P&I		\$1,750,000.00
5/22/2018	356,911	CMTRX00008398	Bank Transaction Entry	RCT000039290		\$19,397.39	
5/22/2018	356,912	CMTRX00008398	Bank Transaction Entry	RCT000039291		\$11,083.11	
5/22/2018	356,913	CMTRX00008398	Bank Transaction Entry	RCT000039292		\$1,286.28	
5/22/2018	356,914	CMTRX00008398	Bank Transaction Entry	RCT000039293		\$5,229.27	
5/22/2018	356,915	CMTRX00008398	Bank Transaction Entry	RCT000039294		\$4,971.93	
5/22/2018	356,916	CMTRX00008398	Bank Transaction Entry	RCT000039295		\$102,112.09	
5/22/2018	356,917	CMTRX00008398	Bank Transaction Entry	RCT000039296		\$14,433.43	
5/22/2018	356,918	CMTRX00008398	Bank Transaction Entry	RCT000039297		\$8,201.78	
5/22/2018	357,160	CMTRX00008407	Bank Transaction Entry	IAJ000039391		\$12,421.10	
5/23/2018	356,919	CMTRX00008399	Bank Transaction Entry	RCT000039298		\$34,472.87	
5/23/2018	356,920	CMTRX00008399	Bank Transaction Entry	RCT000039299		\$27,507.61	
5/23/2018	356,921	CMTRX00008399	Bank Transaction Entry	RCT000039300		\$2,374.95	
5/23/2018	356,922	CMTRX00008399	Bank Transaction Entry	RCT000039301		\$61,061.15	
5/23/2018	356,923	CMTRX00008399	Bank Transaction Entry	RCT000039302		\$1,401.36	
5/23/2018	356,924	CMTRX00008399	Bank Transaction Entry	RCT000039303		\$124,092.31	
5/23/2018	356,925	CMTRX00008399	Bank Transaction Entry	RCT000039304		\$13,912.69	
5/23/2018	356,926	CMTRX00008399	Bank Transaction Entry	RCT000039305		\$11,932.16	
5/24/2018	356,534	CMTRX00008392	Bank Transaction Entry	DAJ000039250			\$54,370.32
5/24/2018	356,927	CMTRX00008400	Bank Transaction Entry	RCT000039306		\$30,240.72	
5/24/2018	356,928	CMTRX00008400	Bank Transaction Entry	RCT000039307		\$25,800.44	
5/24/2018	356,929	CMTRX00008400	Bank Transaction Entry	RCT000039308		\$3,496.54	
5/24/2018	356,930	CMTRX00008400	Bank Transaction Entry	RCT000039309		\$17,439.91	
5/24/2018	356,931	CMTRX00008400	Bank Transaction Entry	RCT000039310		\$975.53	
5/24/2018	356,932	CMTRX00008400	Bank Transaction Entry	RCT000039311		\$65,183.47	
5/24/2018	356,933	CMTRX00008400	Bank Transaction Entry	RCT000039312		\$21,104.86	
5/24/2018	357,148	CMTRX00008407	Bank Transaction Entry	DAJ000039379			\$445.90
5/24/2018	357,153	CMTRX00008407	Bank Transaction Entry	DAJ000039384			\$136,285.86
5/25/2018	356,934	CMTRX00008401	Bank Transaction Entry	RCT000039313		\$15,892.37	
5/25/2018	356,935	CMTRX00008401	Bank Transaction Entry	RCT000039314		\$12,348.72	
5/25/2018	356,936	CMTRX00008401	Bank Transaction Entry	RCT000039315		\$682.93	
5/25/2018	356,937	CMTRX00008401	Bank Transaction Entry	RCT000039316		\$5,530.25	
5/25/2018	356,938	CMTRX00008401	Bank Transaction Entry	RCT000039317		\$1,932.52	
5/25/2018	356,939	CMTRX00008401	Bank Transaction Entry	RCT000039318		\$143,217.65	
5/25/2018	356,940	CMTRX00008401	Bank Transaction Entry	RCT000039319		\$1,928.54	
5/25/2018	357,140	CMTRX00008407	Bank Transaction Entry	DAJ000039371			\$0.07
5/29/2018	356,698	PMCHK00007064	Cash	94481	Abraxis, LLC		\$2,125.00
5/29/2018	356,699	PMCHK00007064	Cash	94482	ADS Environmental Services		\$700.00
5/29/2018	356,700	PMCHK00007064	Cash	94483	AMTEC		\$400.00
5/29/2018	356,701	PMCHK00007064	Cash	94484	Arts Rental Equipment & Supply		\$251.01
5/29/2018	356,702	PMCHK00007064	Cash	94485	A T R Distributing Co. Inc.		\$6,000.00
5/29/2018	356,703	PMCHK00007064	Cash	94486	Battery Neighbor LLC		\$345.60
5/29/2018	356,704	PMCHK00007064	Cash	94487	Behrens, Nick		\$1,501.42
5/29/2018	356,705	PMCHK00007064	Cash	94488	Bullitt Co. Belting & Supply		\$1,180.90
5/29/2018	356,706	PMCHK00007064	Cash	94489	Buttermilk Enterprises		\$750.00
5/29/2018	356,707	PMCHK00007064	Cash	94490	Chu, Johnny		\$728.13
5/29/2018	356,708	PMCHK00007064	Cash	94491	Cincinnati Bell		\$1,805.60
5/29/2018	356,709	PMCHK00007064	Cash	94492	Cincinnati Bell		\$3,082.98
5/29/2018	356,710	PMCHK00007064	Cash	94493	Clark, Jacob		\$26.00
5/29/2018	356,711	PMCHK00007064	Cash	94494	Clear Edge Filtration		\$2,049.47
5/29/2018	356,712	PMCHK00007064	Cash	94495	Core & Main		\$19,264.46
5/29/2018	356,713	PMCHK00007064	Cash	94496	Crane 1 Services, Inc.		\$1,871.00
5/29/2018	356,714	PMCHK00007064	Cash	94497	Crescent Springs Hardware		\$62.23
5/29/2018	356,715	PMCHK00007064	Cash	94498	Deangelis, Jamie		\$725.01
5/29/2018	356,716	PMCHK00007064	Cash	94499	Dixon & Associates Inc., G.		\$14,800.00
5/29/2018	356,717	PMCHK00007064	Cash	94500	Dons Garage Inc		\$1,956.41
5/29/2018	356,718	PMCHK00007064	Cash	94501	Duke Energy		\$23,288.92

5/29/2018	356,719	PMCHK00007064	Cash	94502	Environmental Laboratories, Inc.	\$50.00
5/29/2018	356,720	PMCHK00007064	Cash	94503	Fastenal Company	\$1,519.89
5/29/2018	356,721	PMCHK00007064	Cash	94504	Federal Express	\$53.52
5/29/2018	356,722	PMCHK00007064	Cash	94505	Fisher Scientific	\$3,657.03
5/29/2018	356,723	PMCHK00007064	Cash	94506	Gannett Fleming Companies, Inc.	\$6,160.00
5/29/2018	356,724	PMCHK00007064	Cash	94507	Glenwood Elec Inc.	\$1,138.25
System:	DETAILED TRIAL B 9/24/2018	12:01:21 PM	Page:	42	User Date:	9/24/2018
					User ID:	skampsen
N Ky Water District						
5/29/2018	356,725	PMCHK00007064	Cash	94508	Greater Comfort Heating & Air	\$600.00
5/29/2018	356,726	PMCHK00007064	Cash	94509	Hach Company	\$161.58
5/29/2018	356,727	PMCHK00007064	Cash	94510	Hall's Paving & Sealing, Inc.	\$2,723.40
5/29/2018	356,728	PMCHK00007064	Cash	94511	Humana Dental Ins. Co.	\$1,058.40
5/29/2018	356,729	PMCHK00007064	Cash	94512	Ideal Supplies Inc	\$5,052.25
5/29/2018	356,730	PMCHK00007064	Cash	94513	IDEXX Distribution, Inc.	\$935.59
5/29/2018	356,731	PMCHK00007064	Cash	94514	Johnson Electric Supply Co., The	\$69.04
5/29/2018	356,732	PMCHK00007064	Cash	94515	KOI Enterprises, Inc	\$256.08
5/29/2018	356,733	PMCHK00007064	Cash	94516	Lincoln National Life Insurance Co.	\$879.38
5/29/2018	356,734	PMCHK00007064	Cash	94517	Lowe's	\$8.04
5/29/2018	356,735	PMCHK00007064	Cash	94518	Lykins Oil Company	\$2,395.02
5/29/2018	356,736	PMCHK00007064	Cash	94519	Mailender Inc.	\$277.36
5/29/2018	356,737	PMCHK00007064	Cash	94520	Minuteman/Design Press	\$670.00
5/29/2018	356,738	PMCHK00007064	Cash	94521	OFFICETEAM, Specialized Admin. Staffing	\$798.00
5/29/2018	356,739	PMCHK00007064	Cash	94522	Office Depot, Inc.	\$486.30
5/29/2018	356,740	PMCHK00007064	Cash	94523	Orr Safety Corporation	\$192.25
5/29/2018	356,741	PMCHK00007064	Cash	94524	Owen Electric Cooperative Inc	\$172.17
5/29/2018	356,742	PMCHK00007064	Cash	94525	Provident Life & Accident Ins.	\$577.75
5/29/2018	356,743	PMCHK00007064	Cash	94526	Richie Trucking	\$1,625.00
5/29/2018	356,744	PMCHK00007064	Cash	94527	R & M Welding Products Inc	\$746.76
5/29/2018	356,745	PMCHK00007064	Cash	94528	Sanitation District No. 1	\$31.75
5/29/2018	356,746	PMCHK00007064	Cash	94529	Shannon Chemical Corporation	\$13,400.32
5/29/2018	356,747	PMCHK00007064	Cash	94530	Silco Fire Protection Co	\$395.00
5/29/2018	356,748	PMCHK00007064	Cash	94531	Simpson, Lori	\$6.63
5/29/2018	356,749	PMCHK00007064	Cash	94532	Simon, Chad	\$52.00
5/29/2018	356,750	PMCHK00007064	Cash	94533	Skyline Development	\$1,100.00
5/29/2018	356,751	PMCHK00007064	Cash	94534	Taylor Brothers Excavating	\$30.00
5/29/2018	356,752	PMCHK00007064	Cash	94535	Temco Inc.	\$620.27
5/29/2018	356,753	PMCHK00007064	Cash	94536	Time Warner Cable	\$125.00
5/29/2018	356,754	PMCHK00007064	Cash	94537	Univar USA Inc.	\$2,784.19
5/29/2018	356,755	PMCHK00007064	Cash	94538	USA Bluebook	\$805.79
5/29/2018	356,756	PMCHK00007064	Cash	94539	USALCO	\$5,904.72
5/29/2018	356,757	PMCHK00007064	Cash	94540	Viking Supply, Inc	\$5,116.75
5/29/2018	356,758	PMCHK00007064	Cash	94541	Waste Resource Management Inc.	\$4,932.16
5/29/2018	356,759	PMCHK00007064	Cash	94542	White, Kevin	\$480.96
5/29/2018	356,760	PMCHK00007064	Cash	94543	Wilder Winnelson	\$353.33
5/29/2018	356,761	PMCHK00007064	Cash	94544	Wildman Corporate Apparel	\$332.19
5/29/2018	356,764	PMCHK00007065	Cash	94545	Kentucky State Treasurer	\$6,309.27
5/29/2018	356,802	PMCHK00007066	Cash	94546	Project Resources Group, Inc.	\$807.01
5/29/2018	356,803	PMCHK00007066	Cash	94547	Lord, Marilyn	\$75.00
5/29/2018	356,941	CMTRX00008402	Bank Transaction Entry	RCT000039320		\$39,849.63
5/29/2018	356,942	CMTRX00008402	Bank Transaction Entry	RCT000039321		\$28,951.80
5/29/2018	356,943	CMTRX00008402	Bank Transaction Entry	RCT000039322		\$646.15
5/29/2018	356,944	CMTRX00008402	Bank Transaction Entry	RCT000039323		\$13,580.37
5/29/2018	356,945	CMTRX00008402	Bank Transaction Entry	RCT000039324		\$2,247.09
5/29/2018	356,946	CMTRX00008402	Bank Transaction Entry	RCT000039325		\$64,270.61
5/29/2018	356,947	CMTRX00008402	Bank Transaction Entry	RCT000039326		\$191.84
5/29/2018	356,948	CMTRX00008402	Bank Transaction Entry	RCT000039327		\$4,507.11
5/30/2018	356,949	CMTRX00008403	Bank Transaction Entry	RCT000039328		\$21,181.82
5/30/2018	356,950	CMTRX00008403	Bank Transaction Entry	RCT000039329		\$14,224.46
5/30/2018	356,951	CMTRX00008403	Bank Transaction Entry	RCT000039330		\$2,937.27

5/30/2018	356,952	CMTRX00008403	Bank Transaction Entry	RCT000039331		\$8,900.87	
5/30/2018	356,953	CMTRX00008403	Bank Transaction Entry	RCT000039332		\$3,147.68	
5/30/2018	356,954	CMTRX00008403	Bank Transaction Entry	RCT000039333		\$137,836.48	
5/30/2018	356,955	CMTRX00008403	Bank Transaction Entry	RCT000039334		\$11,704.40	
5/30/2018	356,956	CMTRX00008403	Bank Transaction Entry	RCT000039335		\$44,300.65	
5/30/2018	357,141	CMTRX00008407	Bank Transaction Entry	IAJ000039372		\$0.03	
5/31/2018	356,957	CMTRX00008404	Bank Transaction Entry	RCT000039336		\$38,172.09	
5/31/2018	356,958	CMTRX00008404	Bank Transaction Entry	RCT000039337		\$24,912.57	
5/31/2018	356,959	CMTRX00008404	Bank Transaction Entry	RCT000039338		\$2,084.82	
5/31/2018	356,960	CMTRX00008404	Bank Transaction Entry	RCT000039339		\$18,402.22	
5/31/2018	356,961	CMTRX00008404	Bank Transaction Entry	RCT000039340		\$2,204.90	
5/31/2018	356,962	CMTRX00008404	Bank Transaction Entry	RCT000039341		\$36,219.22	
5/31/2018	356,963	CMTRX00008404	Bank Transaction Entry	RCT000039342		\$9,369.51	
5/31/2018	356,964	CMTRX00008404	Bank Transaction Entry	RCT000039343		\$5,325.62	
5/31/2018	357,142	CMTRX00008407	Bank Transaction Entry	IAJ000039373		\$36,024.53	
5/31/2018	357,143	CMTRX00008407	Bank Transaction Entry	IAJ000039374		\$92,967.28	
5/31/2018	357,144	CMTRX00008407	Bank Transaction Entry	DAJ000039375			\$1,785.61
5/31/2018	357,149	CMTRX00008407	Bank Transaction Entry	DAJ000039380			\$439.05
5/31/2018	357,154	CMTRX00008407	Bank Transaction Entry	DAJ000039385			\$136,494.82
5/31/2018	357,158	CMTRX00008407	Bank Transaction Entry	DAJ000039389			\$1,495.26
5/31/2018	357,161	CMTRX00008407	Bank Transaction Entry	IAJ000039392		\$0.50	
6/1/2018	357,531	CMTRX00008408	Bank Transaction Entry	RCT000039394		\$26,386.86	
6/1/2018	357,532	CMTRX00008408	Bank Transaction Entry	RCT000039395		\$27,059.51	
System:	DETAILED TRIAL B 9/24/2018	12:01:21 PM	Page:	43	User Date:	9/24/2018	User ID: skampsen
N Ky Water District							
6/1/2018	357,533	CMTRX00008408	Bank Transaction Entry	RCT000039396		\$2,869.22	
6/1/2018	357,534	CMTRX00008408	Bank Transaction Entry	RCT000039397		\$16,997.56	
6/1/2018	357,535	CMTRX00008408	Bank Transaction Entry	RCT000039398		\$1,551.85	
6/1/2018	357,536	CMTRX00008408	Bank Transaction Entry	RCT000039399		\$12,421.10	
6/1/2018	357,537	CMTRX00008408	Bank Transaction Entry	RCT000039400		\$92,967.28	
6/1/2018	357,538	CMTRX00008408	Bank Transaction Entry	RCT000039401		\$2,681.15	
6/1/2018	358,851	CMTRX00008435	Bank Transaction Entry	DAJ000039575			\$92,967.28
6/1/2018	358,852	CMTRX00008435	Bank Transaction Entry	DAJ000039576			\$12,421.10
6/1/2018	358,853	CMTRX00008435	Bank Transaction Entry	IAJ000039577		\$288.38	
6/4/2018	357,019	CMTRX00008405	Bank Transaction Entry	DAJ000039344			\$143,987.59
6/4/2018	357,031	PMCHK00007068	Cash	94548	Kentucky State Treasurer		\$6,309.27
6/4/2018	357,539	CMTRX00008409	Bank Transaction Entry	RCT000039402		\$48,378.53	
6/4/2018	357,540	CMTRX00008409	Bank Transaction Entry	RCT000039403		\$34,534.44	
6/4/2018	357,541	CMTRX00008409	Bank Transaction Entry	RCT000039404		\$1,290.42	
6/4/2018	357,542	CMTRX00008409	Bank Transaction Entry	RCT000039405		\$14,868.57	
6/4/2018	357,543	CMTRX00008409	Bank Transaction Entry	RCT000039406		\$2,665.81	
6/4/2018	357,544	CMTRX00008409	Bank Transaction Entry	RCT000039407		\$5,254.44	
6/5/2018	357,032	PMCHK00007069	Cash	94549	AE Door & Window Sales		\$8,946.00
6/5/2018	357,033	PMCHK00007069	Cash	94550	Anderson, James		\$74.82
6/5/2018	357,034	PMCHK00007069	Cash	94551	A & S Electric Supply, Inc.		\$300.54
6/5/2018	357,035	PMCHK00007069	Cash	94552	Bay, Tabatha		\$2.06
6/5/2018	357,036	PMCHK00007069	Cash	94553	Beck, Eric		\$127.35
6/5/2018	357,037	PMCHK00007069	Cash	94554	BestOne, Tire & Service of Mid America, Inc.		\$1,372.20
6/5/2018	357,038	PMCHK00007069	Cash	94555	Birindelli, Jay		\$11.76
6/5/2018	357,039	PMCHK00007069	Cash	94556	BL Anderson Co. Inc.		\$2,689.63
6/5/2018	357,040	PMCHK00007069	Cash	94557	Bray Trucking Inc.		\$3,294.49
6/5/2018	357,041	PMCHK00007069	Cash	94558	Brown, Mark		\$170.22
6/5/2018	357,042	PMCHK00007069	Cash	94559	Buckeye Power Sales Co., Inc		\$2,522.00
6/5/2018	357,043	PMCHK00007069	Cash	94560	Burnett, Tom		\$90.42
6/5/2018	357,044	PMCHK00007069	Cash	94561	CDW Government Inc.		\$1,022.74
6/5/2018	357,045	PMCHK00007069	Cash	94562	CE Power Solutions, LLC		\$1,000.00
6/5/2018	357,046	PMCHK00007069	Cash	94563	Cincinnati Bell		\$528.38
6/5/2018	357,047	PMCHK00007069	Cash	94564	Cincinnati Bell		\$648.02
6/5/2018	357,048	PMCHK00007069	Cash	94565	Cincinnati Bell		\$65.12

6/5/2018	357,049	PMCHK00007069	Cash	94566	Cloud, B	\$92.50		
6/5/2018	357,050	PMCHK00007069	Cash	94567	Concrete Coring Inc	\$250.00		
6/5/2018	357,051	PMCHK00007069	Cash	94568	Core & Main	\$17,527.60		
6/5/2018	357,052	PMCHK00007069	Cash	94569	Cottingham True Value	\$68.93		
6/5/2018	357,053	PMCHK00007069	Cash	94570	Cotton, Zach	\$78.47		
6/5/2018	357,054	PMCHK00007069	Cash	94571	Crescent Springs Hardware	\$59.98		
6/5/2018	357,055	PMCHK00007069	Cash	94572	Cross, Sarah	\$87.49		
6/5/2018	357,056	PMCHK00007069	Cash	94573	Data Strategy	\$1,962.65		
6/5/2018	357,057	PMCHK00007069	Cash	94574	Dockery, Shannon	\$51.09		
6/5/2018	357,058	PMCHK00007069	Cash	94575	Dons Garage Inc	\$2,850.35		
6/5/2018	357,059	PMCHK00007069	Cash	94576	Duke Energy	\$25,790.15		
6/5/2018	357,060	PMCHK00007069	Cash	94577	Edmonson, Carl	\$23.04		
6/5/2018	357,061	PMCHK00007069	Cash	94578	Fastenal Company	\$600.39		
6/5/2018	357,062	PMCHK00007069	Cash	94579	Federal Express	\$61.55		
6/5/2018	357,063	PMCHK00007069	Cash	94580	Fisher Scientific	\$26.81		
6/5/2018	357,064	PMCHK00007069	Cash	94581	Florence Winwater Works	\$185.34		
6/5/2018	357,065	PMCHK00007069	Cash	94582	Fogelman, Paula	\$57.29		
6/5/2018	357,066	PMCHK00007069	Cash	94583	Fortiline, Inc.	\$152.00		
6/5/2018	357,067	PMCHK00007069	Cash	94584	Gossett, Tiffany	\$6.73		
6/5/2018	357,068	PMCHK00007069	Cash	94585	Grainger	\$389.80		
6/5/2018	357,069	PMCHK00007069	Cash	94586	Graybar Electric Co Inc	\$41.00		
6/5/2018	357,070	PMCHK00007069	Cash	94587	Greko Supply Company	\$448.00		
6/5/2018	357,071	PMCHK00007069	Cash	94588	Hall's Paving & Sealing, Inc.	\$3,809.60		
6/5/2018	357,072	PMCHK00007069	Cash	94589	Hermann, Daniel	\$13.41		
6/5/2018	357,073	PMCHK00007069	Cash	94590	Heritage Bank	\$845.50		
6/5/2018	357,074	PMCHK00007069	Cash	94591	Hillyard Kentucky	\$560.60		
6/5/2018	357,075	PMCHK00007069	Cash	94592	Hill, Dallas	\$48.18		
6/5/2018	357,076	PMCHK00007069	Cash	94593	Hodges, Nathan	\$2,767.90		
6/5/2018	357,077	PMCHK00007069	Cash	94594	IDEXX Distribution, Inc.	\$3,613.73		
6/5/2018	357,078	PMCHK00007069	Cash	94595	Johnson Electric Supply Co., The	\$35.00		
6/5/2018	357,079	PMCHK00007069	Cash	94596	Johnson, Betty	\$47.06		
6/5/2018	357,080	PMCHK00007069	Cash	94597	Kampsen, Stacey	\$113.36		
6/5/2018	357,081	PMCHK00007069	Cash	94598	Kemira Water Solutions, Inc.	\$5,317.77		
6/5/2018	357,082	PMCHK00007069	Cash	94599	Klein, Ben	\$64.61		
6/5/2018	357,083	PMCHK00007069	Cash	94600	Lowe's	\$126.81		
6/5/2018	357,084	PMCHK00007069	Cash	94601	Lunsford Custom Homes	\$750.00		
6/5/2018	357,085	PMCHK00007069	Cash	94602	Ly Lo	\$7.07		
6/5/2018	357,086	PMCHK00007069	Cash	94603	Mailender Inc.	\$103.71		
6/5/2018	357,087	PMCHK00007069	Cash	94604	Mitchusson, Tim	\$104.04		
6/5/2018	357,088	PMCHK00007069	Cash	94605	Neimeister, Tara	\$16.19		
System:	DETAILED TRIAL B 9/24/2018	12:01:21 PM	Page:	44	User Date:	9/24/2018	User ID:	skampsen
N Ky Water District								
6/5/2018	357,089	PMCHK00007069	Cash	94606	OFFICETEAM, Specialized Admin. Staffing	\$798.00		
6/5/2018	357,090	PMCHK00007069	Cash	94607	Office Depot, Inc.	\$61.78		
6/5/2018	357,091	PMCHK00007069	Cash	94608	Ohio Valley Gasket	\$2,112.02		
6/5/2018	357,092	PMCHK00007069	Cash	94609	Owen Electric Cooperative Inc	\$32.69		
6/5/2018	357,093	PMCHK00007069	Cash	94610	Colleen Medert-Petty Cash	\$109.74		
6/5/2018	357,094	PMCHK00007069	Cash	94611	Piercefield, Ramona	\$89.66		
6/5/2018	357,095	PMCHK00007069	Cash	94612	Plant Trolley, Inc., The	\$177.12		
6/5/2018	357,096	PMCHK00007069	Cash	94613	Poole, Denzel	\$50.33		
6/5/2018	357,097	PMCHK00007069	Cash	94614	Sanitation District No. 1	\$15.62		
6/5/2018	357,098	PMCHK00007069	Cash	94615	Schlothauer, David or Nancy	\$575.00		
6/5/2018	357,099	PMCHK00007069	Cash	94616	Simpson, Lori	\$164.59		
6/5/2018	357,100	PMCHK00007069	Cash	94617	Southern States	\$93.06		
6/5/2018	357,101	PMCHK00007069	Cash	94618	Sumerel Tire Co., Inc., Bob	\$1,301.72		
6/5/2018	357,102	PMCHK00007069	Cash	94619	Thermo Electron NA LLC	\$7,078.67		
6/5/2018	357,103	PMCHK00007069	Cash	94620	Tri-State Plastics, Inc.	\$132.00		
6/5/2018	357,104	PMCHK00007069	Cash	94621	Univar USA Inc.	\$12,052.38		
6/5/2018	357,105	PMCHK00007069	Cash	94622	Verizon Wireless	\$1,805.00		

6/5/2018	357,106	PMCHK00007069	Cash	94623	Wildman Corporate Apparel	\$59.96
6/5/2018	357,107	PMCHK00007069	Cash	94624	Wilmink, Krista	\$57.70
6/5/2018	357,108	PMVPY00001075	Cash	94596	Johnson, Betty	\$47.06
6/5/2018	357,545	CMTRX00008410	Bank Transaction Entry	RCT000039408		\$15,455.46
6/5/2018	357,546	CMTRX00008410	Bank Transaction Entry	RCT000039409		\$12,270.62
6/5/2018	357,547	CMTRX00008410	Bank Transaction Entry	RCT000039410		\$724.40
6/5/2018	357,548	CMTRX00008410	Bank Transaction Entry	RCT000039411		\$5,433.91
6/5/2018	357,549	CMTRX00008410	Bank Transaction Entry	RCT000039412		\$186,998.84
6/5/2018	357,550	CMTRX00008410	Bank Transaction Entry	RCT000039413		\$5,956.98
6/5/2018	357,551	CMTRX00008410	Bank Transaction Entry	RCT000039414		\$16,632.21
6/5/2018	358,854	CMTRX00008435	Bank Transaction Entry	IAJ000039578		\$6,982.50
6/6/2018	357,552	CMTRX00008411	Bank Transaction Entry	RCT000039415		\$25,101.55
6/6/2018	357,553	CMTRX00008411	Bank Transaction Entry	RCT000039416		\$18,331.47
6/6/2018	357,554	CMTRX00008411	Bank Transaction Entry	RCT000039417		\$1,755.46
6/6/2018	357,555	CMTRX00008411	Bank Transaction Entry	RCT000039418		\$1,529.92
6/6/2018	357,556	CMTRX00008411	Bank Transaction Entry	RCT000039419		\$91,134.51
6/6/2018	357,557	CMTRX00008411	Bank Transaction Entry	RCT000039420		\$26,924.56
6/6/2018	357,558	CMTRX00008411	Bank Transaction Entry	RCT000039421		\$4,750.63
6/6/2018	358,855	CMTRX00008435	Bank Transaction Entry	IAJ000039579		\$11,302.25
6/7/2018	357,182	CMXFR00000402	Bank Transfer Entry	XFR000039393	Transfer To: DENTAL BENEFITS	\$10,000.00
6/7/2018	357,559	CMTRX00008412	Bank Transaction Entry	RCT000039422		\$15,732.24
6/7/2018	357,560	CMTRX00008412	Bank Transaction Entry	RCT000039423		\$12,346.60
6/7/2018	357,561	CMTRX00008412	Bank Transaction Entry	RCT000039424		\$225.35
6/7/2018	357,562	CMTRX00008412	Bank Transaction Entry	RCT000039425		\$8,814.57
6/7/2018	357,563	CMTRX00008412	Bank Transaction Entry	RCT000039426		\$2,342.00
6/7/2018	357,564	CMTRX00008412	Bank Transaction Entry	RCT000039427		\$76,422.25
6/7/2018	357,565	CMTRX00008412	Bank Transaction Entry	RCT000039428		\$23,855.77
6/7/2018	358,864	CMTRX00008435	Bank Transaction Entry	DAJ000039588		\$2,009.91
6/7/2018	358,868	CMTRX00008435	Bank Transaction Entry	DAJ000039592		\$143,945.94
6/7/2018	358,873	CMTRX00008435	Bank Transaction Entry	IAJ000039597		\$20.26
6/8/2018	357,566	CMTRX00008413	Bank Transaction Entry	RCT000039429		\$34,265.03
6/8/2018	357,567	CMTRX00008413	Bank Transaction Entry	RCT000039430		\$13,547.33
6/8/2018	357,568	CMTRX00008413	Bank Transaction Entry	RCT000039431		\$709.39
6/8/2018	357,569	CMTRX00008413	Bank Transaction Entry	RCT000039432		\$8,865.53
6/8/2018	357,570	CMTRX00008413	Bank Transaction Entry	RCT000039433		\$2,196.30
6/8/2018	357,571	CMTRX00008413	Bank Transaction Entry	RCT000039434		\$95,892.17
6/8/2018	357,572	CMTRX00008413	Bank Transaction Entry	RCT000039435		\$1,490.99
6/8/2018	358,859	CMTRX00008435	Bank Transaction Entry	DAJ000039583		\$10.00
6/8/2018	358,860	CMTRX00008435	Bank Transaction Entry	DAJ000039584		\$0.05
6/11/2018	357,573	CMTRX00008414	Bank Transaction Entry	RCT000039436		\$44,808.42
6/11/2018	357,574	CMTRX00008414	Bank Transaction Entry	RCT000039437		\$49,105.02
6/11/2018	357,575	CMTRX00008414	Bank Transaction Entry	RCT000039438		\$819.60
6/11/2018	357,576	CMTRX00008414	Bank Transaction Entry	RCT000039439		\$16,580.61
6/11/2018	357,577	CMTRX00008414	Bank Transaction Entry	RCT000039440		\$2,378.17
6/11/2018	357,578	CMTRX00008414	Bank Transaction Entry	RCT000039441		\$90,071.50
6/11/2018	357,579	CMTRX00008414	Bank Transaction Entry	RCT000039442		\$42.62
6/11/2018	357,580	CMTRX00008414	Bank Transaction Entry	RCT000039443		\$4,322.54
6/12/2018	357,399	PMCHK00007073	Cash	94625	Kentucky State Treasurer	\$6,279.27
6/12/2018	357,405	PMCHK00007074	Cash	94626	Around the Clock Answering Service	\$493.50
6/12/2018	357,406	PMCHK00007074	Cash	94627	Arts Rental Equipment & Supply	\$52.29
6/12/2018	357,407	PMCHK00007074	Cash	94628	A & S Electric Supply, Inc.	\$54.00
6/12/2018	357,408	PMCHK00007074	Cash	94629	Badger Daylighting Corp.	\$1,630.00
6/12/2018	357,409	PMCHK00007074	Cash	94630	Badger Meter, Inc	\$69.00
6/12/2018	357,410	PMCHK00007074	Cash	94631	Blood Hound, Inc	\$300.00
6/12/2018	357,411	PMCHK00007074	Cash	94632	Bonded Lock Service LLC	\$216.36
6/12/2018	357,412	PMCHK00007074	Cash	94633	George E. Booth, Inc.	\$606.91
6/12/2018	357,413	PMCHK00007074	Cash	94634	Bray Trucking Inc.	\$4,335.41



6/12/2018	357,414	PMCHK00007074	Cash	94635	Bray Truck & Parts	\$1,053.64
6/12/2018	357,415	PMCHK00007074	Cash	94636	Buckeye Power Sales Co., Inc	\$2,312.58
6/12/2018	357,416	PMCHK00007074	Cash	94637	Bullitt Co. Belting & Supply	\$326.74
6/12/2018	357,417	PMCHK00007074	Cash	94638	Butler Lawn Care & Landscaping	\$5,020.00
6/12/2018	357,418	PMCHK00007074	Cash	94639	CBTS	\$167.00
6/12/2018	357,419	PMCHK00007074	Cash	94640	CDW Government Inc.	\$57.45
6/12/2018	357,420	PMCHK00007074	Cash	94641	Cincinnati Bell	\$1,718.70
6/12/2018	357,421	PMCHK00007074	Cash	94642	Cintas #315	\$3,313.32
6/12/2018	357,422	PMCHK00007074	Cash	94643	Cobalt Civil	\$653.80
6/12/2018	357,423	PMCHK00007074	Cash	94644	Core & Main	\$9,108.36
6/12/2018	357,424	PMCHK00007074	Cash	94645	Correlated Products, Inc.	\$542.96
6/12/2018	357,425	PMCHK00007074	Cash	94646	CPI International	\$153.00
6/12/2018	357,426	PMCHK00007074	Cash	94647	Crescent Springs Hardware	\$160.37
6/12/2018	357,427	PMCHK00007074	Cash	94648	DeBra-Kuempel	\$653.60
6/12/2018	357,428	PMCHK00007074	Cash	94649	Dennison Deanna	\$35.21
6/12/2018	357,429	PMCHK00007074	Cash	94650	Document Destruction	\$140.00
6/12/2018	357,430	PMCHK00007074	Cash	94651	Dons Garage Inc	\$468.92
6/12/2018	357,431	PMCHK00007074	Cash	94652	DreamWorld Printing	\$293.00
6/12/2018	357,432	PMCHK00007074	Cash	94653	Duke Energy	\$47,511.69
6/12/2018	357,433	PMCHK00007074	Cash	94654	Employers Resource Association	\$350.00
6/12/2018	357,434	PMCHK00007074	Cash	94655	Environmental Resource Assoc	\$267.78
6/12/2018	357,435	PMCHK00007074	Cash	94656	Evans Landscaping	\$448.39
6/12/2018	357,436	PMCHK00007074	Cash	94657	EyeMed	\$1,247.46
6/12/2018	357,437	PMCHK00007074	Cash	94658	Fastenal Company	\$116.33
6/12/2018	357,438	PMCHK00007074	Cash	94659	Ferguson Waterworks	\$5,283.18
6/12/2018	357,439	PMCHK00007074	Cash	94660	Fifth Third Bank-Visa	\$1,980.97
6/12/2018	357,440	PMCHK00007074	Cash	94661	Fisher Scientific	\$1,686.28
6/12/2018	357,441	PMCHK00007074	Cash	94662	Florence Winwater Works	\$22,237.76
6/12/2018	357,442	PMCHK00007074	Cash	94663	Flynn, Jason	\$750.00
6/12/2018	357,443	PMCHK00007074	Cash	94664	Fortiline, Inc.	\$285.00
6/12/2018	357,444	PMCHK00007074	Cash	94665	Geo Science Consultants	\$220.00
6/12/2018	357,445	PMCHK00007074	Cash	94666	Goettle, Richard	\$499.62
6/12/2018	357,446	PMCHK00007074	Cash	94667	Grainger	\$48.96
6/12/2018	357,447	PMCHK00007074	Cash	94668	Graybar Electric Co Inc	\$247.06
6/12/2018	357,448	PMCHK00007074	Cash	94669	Greater Comfort Heating & Air	\$525.00
6/12/2018	357,449	PMCHK00007074	Cash	94670	Hach Company	\$627.89
6/12/2018	357,450	PMCHK00007074	Cash	94671	Hall's Paving & Sealing, Inc.	\$5,875.63
6/12/2018	357,451	PMCHK00007074	Cash	94672	Harrington Industrial Plastics	\$28.08
6/12/2018	357,452	PMCHK00007074	Cash	94673	Ideal Supplies Inc	\$3,475.75
6/12/2018	357,453	PMCHK00007074	Cash	94674	Janell Inc.	\$133.90
6/12/2018	357,454	PMCHK00007074	Cash	94675	Johnson Electric Supply Co., The	\$160.13
6/12/2018	357,455	PMCHK00007074	Cash	94676	Kelly, Keith	\$1,523.50
6/12/2018	357,456	PMCHK00007074	Cash	94677	KEMI	\$12,809.35
6/12/2018	357,457	PMCHK00007074	Cash	94678	Klingenberg's - Covington	\$39.92
6/12/2018	357,458	PMCHK00007074	Cash	94679	Krallman, Phil	\$113.80
6/12/2018	357,459	PMCHK00007074	Cash	94680	Kucharski, Sarah	\$211.48
6/12/2018	357,460	PMCHK00007074	Cash	94681	Len Riegler Blacktop, Inc.	\$187.86
6/12/2018	357,461	PMCHK00007074	Cash	94682	LexisNexis	\$95.00
6/12/2018	357,462	PMCHK00007074	Cash	94683	Literature Fulfillment Services	\$14,038.56
6/12/2018	357,463	PMCHK00007074	Cash	94684	Lonkard Construction	\$291.83
6/12/2018	357,464	PMCHK00007074	Cash	94685	Lowe's	\$866.49
6/12/2018	357,465	PMCHK00007074	Cash	94686	Lykins Oil Company	\$7,803.78
6/12/2018	357,466	PMCHK00007074	Cash	94687	Mainstrasse Village Assoc.	\$191.19
6/12/2018	357,467	PMCHK00007074	Cash	94688	Mark's Garage	\$262.91
6/12/2018	357,468	PMCHK00007074	Cash	94689	Matheson Tri-Gas, Inc.	\$904.09
6/12/2018	357,469	PMCHK00007074	Cash	94690	Mattingly, Alex	\$387.84
6/12/2018	357,470	PMCHK00007074	Cash	94691	Meyers, Tracy	\$171.98
6/12/2018	357,471	PMCHK00007074	Cash	94692	Miller Pipeline	\$260.39
6/12/2018	357,472	PMCHK00007074	Cash	94693	Mobilcomm Inc.	\$963.00

6/12/2018	357,473	PMCHK00007074	Cash	94694	No Ky Chamber of Commerce	\$30.00
6/12/2018	357,474	PMCHK00007074	Cash	94695	Office Depot, Inc.	\$330.56
6/12/2018	357,475	PMCHK00007074	Cash	94696	Ohio Bureau of Workers Compensation	\$120.00
6/12/2018	357,476	PMCHK00007074	Cash	94697	O'Reilly Auto Parts	\$49.99
6/12/2018	357,477	PMCHK00007074	Cash	94698	Orr Safety Corporation	\$356.73
6/12/2018	357,478	PMCHK00007074	Cash	94699	Otis Elevator Company	\$686.70
6/12/2018	357,479	PMCHK00007074	Cash	94700	Owen Electric Cooperative Inc	\$33.65
6/12/2018	357,480	PMCHK00007074	Cash	94701	Pension Corporation of America	\$6,071.90
6/12/2018	357,481	PMCHK00007074	Cash	94702	Pirtek Reading Road	\$442.44
6/12/2018	357,482	PMCHK00007074	Cash	94703	Prus Construction	\$295.33
6/12/2018	357,483	PMCHK00007074	Cash	94704	Raziano Lisa	\$43.56
6/12/2018	357,484	PMCHK00007074	Cash	94705	R & M Welding Products Inc	\$293.63
6/12/2018	357,485	PMCHK00007074	Cash	94706	RNK Environmental Inc	\$390.00
6/12/2018	357,486	PMCHK00007074	Cash	94707	RUMPKE	\$549.27
6/12/2018	357,487	PMCHK00007074	Cash	94708	Kyle Ryan	\$150.00
System:	DETAILED TRIAL B 9/24/2018	12:01:21 PM	Page:	46	User Date:	9/24/2018
					User ID:	skampsen
N Ky Water District						
6/12/2018	357,488	PMCHK00007074	Cash	94709	Sanitation District No. 1	\$4,086.89
6/12/2018	357,489	PMCHK00007074	Cash	94710	Sanitation District No. 1	\$142.13
6/12/2018	357,490	PMCHK00007074	Cash	94711	Jeff Schuchter	\$117.18
6/12/2018	357,491	PMCHK00007074	Cash	94712	Snodgrass, Susan	\$134.64
6/12/2018	357,492	PMCHK00007074	Cash	94713	Staples Advantage	\$55.83
6/12/2018	357,493	PMCHK00007074	Cash	94714	Stoll Keenon Ogden PLLC	\$331.50
6/12/2018	357,494	PMCHK00007074	Cash	94715	Sugar Shack's Water	\$35.21
6/12/2018	357,495	PMCHK00007074	Cash	94716	Sumerel Tire Co., Inc., Bob	\$266.38
6/12/2018	357,496	PMCHK00007074	Cash	94717	SWS Environmental	\$72.38
6/12/2018	357,497	PMCHK00007074	Cash	94718	Time Warner Cable	\$249.65
6/12/2018	357,498	PMCHK00007074	Cash	94719	TrinSoft, LLC	\$85.00
6/12/2018	357,499	PMCHK00007074	Cash	94720	Truck and Trailer Supply	\$215.01
6/12/2018	357,500	PMCHK00007074	Cash	94721	Ultra Scientific Analytical Solutions	\$560.31
6/12/2018	357,501	PMCHK00007074	Cash	94722	Univar USA Inc.	\$2,765.06
6/12/2018	357,502	PMCHK00007074	Cash	94723	United Window Cleaning Co., Inc.	\$40.00
6/12/2018	357,503	PMCHK00007074	Cash	94724	USALCO	\$5,921.24
6/12/2018	357,504	PMCHK00007074	Cash	94725	Valor LLC	\$532.98
6/12/2018	357,505	PMCHK00007074	Cash	94726	Verizon Wireless	\$8,324.13
6/12/2018	357,506	PMCHK00007074	Cash	94727	Viking Supply, Inc	\$938.70
6/12/2018	357,507	PMCHK00007074	Cash	94728	Waste Resource Management Inc.	\$2,149.44
6/12/2018	357,508	PMCHK00007074	Cash	94729	Wex Bank	\$17,131.93
6/12/2018	357,509	PMCHK00007074	Cash	94730	Wilhelm, FA	\$206.78
6/12/2018	357,510	PMCHK00007074	Cash	94731	Wylar, Jeff	\$54.51
6/12/2018	357,848	CMTRX00008416	Bank Transaction Entry	RCT000039445		\$17,183.09
6/12/2018	357,849	CMTRX00008416	Bank Transaction Entry	RCT000039446		\$11,950.67
6/12/2018	357,850	CMTRX00008416	Bank Transaction Entry	RCT000039447		\$330.53
6/12/2018	357,851	CMTRX00008416	Bank Transaction Entry	RCT000039448		\$5,803.34
6/12/2018	357,852	CMTRX00008416	Bank Transaction Entry	RCT000039449		\$81,269.17
6/12/2018	357,853	CMTRX00008416	Bank Transaction Entry	RCT000039450		\$19,444.37
6/12/2018	357,854	CMTRX00008416	Bank Transaction Entry	RCT000039451		\$26,081.64
6/12/2018	358,856	CMTRX00008435	Bank Transaction Entry	IAJ000039580		\$8,954.24
6/13/2018	357,855	CMTRX00008417	Bank Transaction Entry	RCT000039452		\$45,839.50
6/13/2018	357,856	CMTRX00008417	Bank Transaction Entry	RCT000039453		\$32,919.10
6/13/2018	357,857	CMTRX00008417	Bank Transaction Entry	RCT000039454		\$2,231.71
6/13/2018	357,858	CMTRX00008417	Bank Transaction Entry	RCT000039455		\$23,423.00
6/13/2018	357,859	CMTRX00008417	Bank Transaction Entry	RCT000039456		\$2,729.10
6/13/2018	357,860	CMTRX00008417	Bank Transaction Entry	RCT000039457		\$6,215.25
6/13/2018	357,861	CMTRX00008417	Bank Transaction Entry	RCT000039458		\$120,752.47
6/13/2018	357,862	CMTRX00008417	Bank Transaction Entry	RCT000039459		\$12,475.01
6/13/2018	357,863	CMTRX00008417	Bank Transaction Entry	RCT000039460		\$15,159.21
6/14/2018	357,631	CMTRX00008415	Bank Transaction Entry	DAJ000039444		\$53,721.03
6/14/2018	357,864	CMTRX00008418	Bank Transaction Entry	RCT000039461		\$47,443.43

6/14/2018	357,865	CMTRX00008418	Bank Transaction Entry	RCT000039462		\$34,158.52	
6/14/2018	357,866	CMTRX00008418	Bank Transaction Entry	RCT000039463		\$2,823.20	
6/14/2018	357,867	CMTRX00008418	Bank Transaction Entry	RCT000039464		\$30,478.04	
6/14/2018	357,868	CMTRX00008418	Bank Transaction Entry	RCT000039465		\$3,549.70	
6/14/2018	357,869	CMTRX00008418	Bank Transaction Entry	RCT000039466		\$40,091.74	
6/14/2018	357,870	CMTRX00008418	Bank Transaction Entry	RCT000039467		\$26,082.48	
6/14/2018	358,865	CMTRX00008435	Bank Transaction Entry	DAJ000039589			\$448.52
6/14/2018	358,869	CMTRX00008435	Bank Transaction Entry	DAJ000039593			\$142,502.51
6/15/2018	357,871	CMTRX00008419	Bank Transaction Entry	RCT000039468		\$23,282.68	
6/15/2018	357,872	CMTRX00008419	Bank Transaction Entry	RCT000039469		\$17,460.98	
6/15/2018	357,873	CMTRX00008419	Bank Transaction Entry	RCT000039470		\$1,541.53	
6/15/2018	357,874	CMTRX00008419	Bank Transaction Entry	RCT000039471		\$8,806.17	
6/15/2018	357,875	CMTRX00008419	Bank Transaction Entry	RCT000039472		\$2,731.99	
6/15/2018	357,876	CMTRX00008419	Bank Transaction Entry	RCT000039473		\$141,888.28	
6/15/2018	357,877	CMTRX00008419	Bank Transaction Entry	RCT000039474		\$6,628.04	
6/15/2018	358,862	CMTRX00008435	Bank Transaction Entry	DAJ000039586			\$2,510.47
6/18/2018	357,770	PMCHK00007078	Cash	94732	Kentucky State Treasurer		\$6,279.27
6/18/2018	357,771	PMCHK00007079	Cash	94733	Abraxis, LLC		\$1,678.00
6/18/2018	357,772	PMCHK00007079	Cash	94734	ALS Group USA, Corp.		\$150.00
6/18/2018	357,773	PMCHK00007079	Cash	94735	Arts Rental Equipment & Supply		\$101.40
6/18/2018	357,774	PMCHK00007079	Cash	94736	Augur, Michael		\$26.00
6/18/2018	357,775	PMCHK00007079	Cash	94737	AWWA		\$621.00
6/18/2018	357,776	PMCHK00007079	Cash	94738	B C Engineering Co		\$334.65
6/18/2018	357,777	PMCHK00007079	Cash	94739	BL Anderson Co. Inc.		\$404.24
6/18/2018	357,778	PMCHK00007079	Cash	94740	Blue Chip Express & Courier Service		\$210.00
6/18/2018	357,779	PMCHK00007079	Cash	94741	Bobcat Enterprises, Inc.		\$145.21
6/18/2018	357,780	PMCHK00007079	Cash	94742	Bray Truck & Parts		\$239.72
6/18/2018	357,781	PMCHK00007079	Cash	94743	Cains Customs Inc.		\$675.00
6/18/2018	357,782	PMCHK00007079	Cash	94744	Chemrite, Inc.		\$23,809.68
6/18/2018	357,783	PMCHK00007079	Cash	94745	Cincinnati Bell		\$10,437.25
6/18/2018	357,784	PMCHK00007079	Cash	94746	Cintas #315		\$496.44
6/18/2018	357,785	PMCHK00007079	Cash	94747	City of Taylor Mill		\$50,000.00
System:	DETAILED TRIAL B 9/24/2018	12:01:21 PM	Page:	47	User Date:	9/24/2018	User ID: skampsen
N Ky Water District							
6/18/2018	357,786	PMCHK00007079	Cash	94748	Clemons, Kim		\$254.52
6/18/2018	357,787	PMCHK00007079	Cash	94749	Cottingham True Value		\$4.47
6/18/2018	357,788	PMCHK00007079	Cash	94750	Crescent Springs Hardware		\$11.97
6/18/2018	357,789	PMCHK00007079	Cash	94751	Documents Online, Inc.		\$6,140.00
6/18/2018	357,790	PMCHK00007079	Cash	94752	Dons Garage Inc		\$2,947.63
6/18/2018	357,791	PMCHK00007079	Cash	94753	Duke Energy		\$174,600.59
6/18/2018	357,792	PMCHK00007079	Cash	94754	Edgewood Electric Inc		\$295.00
6/18/2018	357,793	PMCHK00007079	Cash	94755	Electrical Certification, Inc		\$5,750.00
6/18/2018	357,794	PMCHK00007079	Cash	94756	Environmental Resource Assoc		\$269.19
6/18/2018	357,795	PMCHK00007079	Cash	94757	Fastech Alarms &		\$264.06
6/18/2018	357,796	PMCHK00007079	Cash	94758	Fedders Feed Co., J. H.		\$13.90
6/18/2018	357,797	PMCHK00007079	Cash	94759	Fisher Scientific		\$3,029.44
6/18/2018	357,798	PMCHK00007079	Cash	94760	Fouser Environmental Services		\$140.00
6/18/2018	357,799	PMCHK00007079	Cash	94761	Grainger		\$621.16
6/18/2018	357,800	PMCHK00007079	Cash	94762	Greater Comfort Heating & Air		\$1,967.31
6/18/2018	357,801	PMCHK00007079	Cash	94763	Hach Company		\$1,355.32
6/18/2018	357,802	PMCHK00007079	Cash	94764	Hall's Paving & Sealing, Inc.		\$4,626.46
6/18/2018	357,803	PMCHK00007079	Cash	94765	Ideal Supplies Inc		\$2,020.50
6/18/2018	357,804	PMCHK00007079	Cash	94766	Janell Inc.		\$180.87
6/18/2018	357,805	PMCHK00007079	Cash	94767	J K Meurer Corp.		\$45,408.75
6/18/2018	357,806	PMCHK00007079	Cash	94768	Johnson Electric Supply Co., The		\$490.11
6/18/2018	357,807	PMCHK00007079	Cash	94769	Jolly Plumbing		\$2,683.74
6/18/2018	357,808	PMCHK00007079	Cash	94770	Kaman Fluid Power		\$3,342.10
6/18/2018	357,809	PMCHK00007079	Cash	94771	Kemira Water Solutions, Inc.		\$4,937.93
6/18/2018	357,810	PMCHK00007079	Cash	94772	Kens Crescent Springs Service		\$87.00

6/18/2018	357,811	PMCHK00007079	Cash	94773	KOI Enterprises, Inc	\$497.01	
6/18/2018	357,812	PMCHK00007079	Cash	94774	Kentucky State Treasurer	\$600.00	
6/18/2018	357,813	PMCHK00007079	Cash	94775	Lincoln National Life Insurance Co.	\$5,435.39	
6/18/2018	357,814	PMCHK00007079	Cash	94776	Lowe's	\$2,477.91	
6/18/2018	357,815	PMCHK00007079	Cash	94777	Lykins Oil Company	\$1,739.73	
6/18/2018	357,816	PMCHK00007079	Cash	94778	Manly Brothers, Inc	\$3,745.50	
6/18/2018	357,817	PMCHK00007079	Cash	94779	Microsoft	\$197.82	
6/18/2018	357,818	PMCHK00007079	Cash	94780	Millipore Corporation	\$859.09	
6/18/2018	357,819	PMCHK00007079	Cash	94781	NetGain Technologies	\$5,600.00	
6/18/2018	357,820	PMCHK00007079	Cash	94782	Newark Element14	\$438.83	
6/18/2018	357,821	PMCHK00007079	Cash	94783	OFFICETEAM, Specialized Admin. Staffing	\$2,581.22	
6/18/2018	357,822	PMCHK00007079	Cash	94784	Owen Electric Cooperative Inc	\$14,319.14	
6/18/2018	357,823	PMCHK00007079	Cash	94785	Paymentus Group, Inc.	\$17,617.71	
6/18/2018	357,824	PMCHK00007079	Cash	94786	Matt Piccirillo	\$227.27	
6/18/2018	357,825	PMCHK00007079	Cash	94787	Pitney Bowes Inc.	\$765.12	
6/18/2018	357,826	PMCHK00007079	Cash	94788	Rodney Miles Body Shop	\$4,620.00	
6/18/2018	357,827	PMCHK00007079	Cash	94789	RUMPKE	\$598.54	
6/18/2018	357,828	PMCHK00007079	Cash	94790	Safeguard Business Systems	\$1,291.88	
6/18/2018	357,829	PMCHK00007079	Cash	94791	Scientific Equipment Service, Inc.	\$660.00	
6/18/2018	357,830	PMCHK00007079	Cash	94792	Sigma-Aldrich Inc	\$96.60	
6/18/2018	357,831	PMCHK00007079	Cash	94793	St. Elizabeth Business Health	\$756.00	
6/18/2018	357,832	PMCHK00007079	Cash	94794	Sumerel Tire Co., Inc., Bob	\$1,373.64	
6/18/2018	357,833	PMCHK00007079	Cash	94795	Thompson Company, The Henry P.	\$14,208.43	
6/18/2018	357,834	PMCHK00007079	Cash	94796	ThyssenKrupp Elevator	\$263.46	
6/18/2018	357,835	PMCHK00007079	Cash	94797	Trivaco	\$1,014.64	
6/18/2018	357,836	PMCHK00007079	Cash	94798	TrinSoft, LLC	\$340.00	
6/18/2018	357,837	PMCHK00007079	Cash	94799	Truck and Trailer Supply	\$21.00	
6/18/2018	357,838	PMCHK00007079	Cash	94800	Univar USA Inc.	\$5,536.90	
6/18/2018	357,839	PMCHK00007079	Cash	94801	United Healthcare Insurance	\$263,215.82	
6/18/2018	357,840	PMCHK00007079	Cash	94802	United Window Cleaning Co., Inc.	\$37.20	
6/18/2018	357,841	PMCHK00007079	Cash	94803	US Bank Equipment Finance	\$1,879.42	
6/18/2018	357,842	PMCHK00007079	Cash	94804	Valor LLC	\$185.22	
6/18/2018	357,843	PMCHK00007079	Cash	94805	Vertical Systems Elevator	\$369.63	
6/18/2018	357,844	PMCHK00007079	Cash	94806	Viking Supply, Inc	\$11,853.00	
6/18/2018	357,845	PMCHK00007079	Cash	94807	Vivial	\$630.80	
6/18/2018	357,846	PMCHK00007079	Cash	94808	Steve Vogelpohl	\$99.19	
6/18/2018	357,847	PMCHK00007079	Cash	94809	Wildman Corporate Apparel	\$90.70	
6/18/2018	357,878	CMTRX00008420	Bank Transaction Entry	RCT000039475		\$53,535.45	
6/18/2018	357,879	CMTRX00008420	Bank Transaction Entry	RCT000039476		\$33,520.84	
6/18/2018	357,880	CMTRX00008420	Bank Transaction Entry	RCT000039477		\$950.01	
6/18/2018	357,881	CMTRX00008420	Bank Transaction Entry	RCT000039478		\$17,019.71	
6/18/2018	357,882	CMTRX00008420	Bank Transaction Entry	RCT000039479		\$3,897.15	
6/18/2018	357,883	CMTRX00008420	Bank Transaction Entry	RCT000039480		\$1,385.22	
6/18/2018	357,884	CMTRX00008420	Bank Transaction Entry	RCT000039481		\$163,678.22	
6/18/2018	357,885	CMTRX00008420	Bank Transaction Entry	RCT000039482		\$970.34	
6/19/2018	358,202	CMTRX00008422	Bank Transaction Entry	RCT000039484		\$15,914.03	
6/19/2018	358,203	CMTRX00008422	Bank Transaction Entry	RCT000039485		\$10,165.79	
6/19/2018	358,204	CMTRX00008422	Bank Transaction Entry	RCT000039486		\$871.83	
6/19/2018	358,205	CMTRX00008422	Bank Transaction Entry	RCT000039487		\$4,554.65	
System:	DETAILED TRIAL B 9/24/2018		12:01:21 PM	48	User Date:	9/24/2018	User ID: skampsen
N Ky Water District							
6/19/2018	358,206	CMTRX00008422	Bank Transaction Entry	RCT000039488		\$5,277.39	
6/19/2018	358,207	CMTRX00008422	Bank Transaction Entry	RCT000039489		\$143,452.51	
6/19/2018	358,208	CMTRX00008422	Bank Transaction Entry	RCT000039490		\$14,264.57	
6/19/2018	358,209	CMTRX00008422	Bank Transaction Entry	RCT000039491		\$8,230.77	
6/20/2018	357,891	CMTRX00008421	Bank Transaction Entry	DAJ000039483			\$59,188.16
6/20/2018	358,210	CMTRX00008423	Bank Transaction Entry	RCT000039492		\$35,342.06	
6/20/2018	358,211	CMTRX00008423	Bank Transaction Entry	RCT000039493		\$21,861.14	
6/20/2018	358,212	CMTRX00008423	Bank Transaction Entry	RCT000039494		\$4,099.84	

6/20/2018	358,213	CMTRX00008423	Bank Transaction Entry	RCT000039495		\$21,038.61	
6/20/2018	358,214	CMTRX00008423	Bank Transaction Entry	RCT000039496		\$5,142.19	
6/20/2018	358,215	CMTRX00008423	Bank Transaction Entry	RCT000039497		\$99,389.98	
6/20/2018	358,216	CMTRX00008423	Bank Transaction Entry	RCT000039498		\$4,837.88	
6/21/2018	358,217	CMTRX00008424	Bank Transaction Entry	RCT000039499		\$18,663.64	
6/21/2018	358,218	CMTRX00008424	Bank Transaction Entry	RCT000039500		\$12,551.04	
6/21/2018	358,219	CMTRX00008424	Bank Transaction Entry	RCT000039501		\$351.66	
6/21/2018	358,220	CMTRX00008424	Bank Transaction Entry	RCT000039502		\$4,070.21	
6/21/2018	358,221	CMTRX00008424	Bank Transaction Entry	RCT000039503		\$3,426.88	
6/21/2018	358,222	CMTRX00008424	Bank Transaction Entry	RCT000039504		\$303,323.23	
6/21/2018	358,223	CMTRX00008424	Bank Transaction Entry	RCT000039505		\$7,198.23	
6/21/2018	358,224	CMTRX00008424	Bank Transaction Entry	RCT000039506		\$8,756.07	
6/21/2018	358,863	CMTRX00008435	Bank Transaction Entry	DAJ000039587			\$4,492.58
6/21/2018	358,866	CMTRX00008435	Bank Transaction Entry	DAJ000039590			\$437.70
6/21/2018	358,870	CMTRX00008435	Bank Transaction Entry	DAJ000039594			\$137,145.96
6/22/2018	358,022	PMVPY00001076	Cash	93733	Drifmeyer, Jeff	\$49.36	
6/22/2018	358,225	CMTRX00008425	Bank Transaction Entry	RCT000039507		\$29,650.57	
6/22/2018	358,226	CMTRX00008425	Bank Transaction Entry	RCT000039508		\$20,969.38	
6/22/2018	358,227	CMTRX00008425	Bank Transaction Entry	RCT000039509		\$1,373.10	
6/22/2018	358,228	CMTRX00008425	Bank Transaction Entry	RCT000039510		\$8,926.74	
6/22/2018	358,229	CMTRX00008425	Bank Transaction Entry	RCT000039511		\$3,211.15	
6/22/2018	358,230	CMTRX00008425	Bank Transaction Entry	RCT000039512		\$83,662.38	
6/22/2018	358,231	CMTRX00008425	Bank Transaction Entry	RCT000039513		\$9,935.15	
6/25/2018	358,090	PMCHK00007083	Cash	94810	Abco Safety		\$156.00
6/25/2018	358,091	PMCHK00007083	Cash	94811	ADS Environmental Services		\$2,625.00
6/25/2018	358,092	PMCHK00007083	Cash	94812	AE Door & Window Sales		\$8,933.00
6/25/2018	358,093	PMCHK00007083	Cash	94813	Airport Towing		\$193.00
6/25/2018	358,094	PMCHK00007083	Cash	94814	All Safe Industries, Inc.		\$2,301.80
6/25/2018	358,095	PMCHK00007083	Cash	94815	Arts Rental Equipment & Supply		\$123.55
6/25/2018	358,096	PMCHK00007083	Cash	94816	A & S Electric Supply, Inc.		\$558.49
6/25/2018	358,097	PMCHK00007083	Cash	94817	AWWA		\$83.00
6/25/2018	358,098	PMCHK00007083	Cash	94818	Baker, Ami		\$29.69
6/25/2018	358,099	PMCHK00007083	Cash	94819	Becknell-Coghill Inc		\$41,824.99
6/25/2018	358,100	PMCHK00007083	Cash	94820	Bias, Richard		\$6.79
6/25/2018	358,101	PMCHK00007083	Cash	94821	Dan Brinkman		\$100.00
6/25/2018	358,102	PMCHK00007083	Cash	94822	CBT Company		\$246.64
6/25/2018	358,103	PMCHK00007083	Cash	94823	Cincinnati Bell		\$2,641.20
6/25/2018	358,104	PMCHK00007083	Cash	94824	Cincinnati Bell		\$3,033.43
6/25/2018	358,105	PMCHK00007083	Cash	94825	Cintas #315		\$1,550.92
6/25/2018	358,106	PMCHK00007083	Cash	94826	Coman, Jean		\$24.57
6/25/2018	358,107	PMCHK00007083	Cash	94827	Consolidated Pipe & Supply Co Inc.		\$5,255.65
6/25/2018	358,108	PMCHK00007083	Cash	94828	Cottingham True Value		\$27.65
6/25/2018	358,109	PMCHK00007083	Cash	94829	DanSon - Aegis Protective Services		\$605.64
6/25/2018	358,110	PMCHK00007083	Cash	94830	DeZurik, Inc.		\$246.00
6/25/2018	358,111	PMCHK00007083	Cash	94831	Dons Garage Inc		\$203.14
6/25/2018	358,112	PMCHK00007083	Cash	94832	Drifmeyer, Jeff		\$49.36
6/25/2018	358,113	PMCHK00007083	Cash	94833	Duke Energy		\$2,224.28
6/25/2018	358,114	PMCHK00007083	Cash	94834	Federal Express		\$39.59
6/25/2018	358,115	PMCHK00007083	Cash	94835	Ferguson Waterworks		\$6,560.09
6/25/2018	358,116	PMCHK00007083	Cash	94836	Florence Winwater Works		\$3,778.56
6/25/2018	358,117	PMCHK00007083	Cash	94837	Gilco		\$868.76
6/25/2018	358,118	PMCHK00007083	Cash	94838	Glass, Steve		\$100.00
6/25/2018	358,119	PMCHK00007083	Cash	94839	Glenwood Elec Inc.		\$981.90
6/25/2018	358,120	PMCHK00007083	Cash	94840	Grainger		\$478.67
6/25/2018	358,121	PMCHK00007083	Cash	94841	Graybar Electric Co Inc		\$672.66
6/25/2018	358,122	PMCHK00007083	Cash	94842	Greater Comfort Heating & Air		\$646.00
6/25/2018	358,123	PMCHK00007083	Cash	94843	Gripshover, Rob		\$71.52
6/25/2018	358,124	PMCHK00007083	Cash	94844	Grischy, Gregory		\$125.15
6/25/2018	358,125	PMCHK00007083	Cash	94845	Hach Company		\$1,149.71

6/25/2018	358,126	PMCHK00007083	Cash	94846	Hall's Paving & Sealing, Inc.	\$4,824.34
6/25/2018	358,127	PMCHK00007083	Cash	94847	Hammons, Mike	\$62.89
6/25/2018	358,128	PMCHK00007083	Cash	94848	Harrington Industrial Plastics	\$266.72
6/25/2018	358,129	PMCHK00007083	Cash	94849	Hilgefert, Alexandra	\$93.20
6/25/2018	358,130	PMCHK00007083	Cash	94850	Hinman, Warren	\$100.00
6/25/2018	358,131	PMCHK00007083	Cash	94851	Hodges, Nathan	\$100.00
6/25/2018	358,132	PMCHK00007083	Cash	94852	Huff, Walter	\$69.56
System:	DETAILED TRIAL B 9/24/2018	12:01:21 PM	Page:	49	User Date:	9/24/2018
					User ID:	skampsen
N Ky Water District						
6/25/2018	358,133	PMCHK00007083	Cash	94853	Humana Dental Ins. Co.	\$1,006.95
6/25/2018	358,134	PMCHK00007083	Cash	94854	Ideal Supplies Inc	\$3,100.00
6/25/2018	358,135	PMCHK00007083	Cash	94855	Johnson, Ian	\$87.97
6/25/2018	358,136	PMCHK00007083	Cash	94856	Keaton Real Estate Services, LLC	\$300.00
6/25/2018	358,137	PMCHK00007083	Cash	94857	Keahon, Tom	\$180.00
6/25/2018	358,138	PMCHK00007083	Cash	94858	Kent Refrigeration Company	\$138.96
6/25/2018	358,139	PMCHK00007083	Cash	94859	King, Gerald	\$100.00
6/25/2018	358,140	PMCHK00007083	Cash	94860	KWVWA	\$60.00
6/25/2018	358,141	PMCHK00007083	Cash	94861	L.C. United Painting Co., Inc.	\$245,180.00
6/25/2018	358,142	PMCHK00007083	Cash	94862	Lowe's	\$181.20
6/25/2018	358,143	PMCHK00007083	Cash	94863	Lucas, Chelsea	\$31.98
6/25/2018	358,144	PMCHK00007083	Cash	94864	Lykins Oil Company	\$2,072.12
6/25/2018	358,145	PMCHK00007083	Cash	94865	Mailender Inc.	\$190.92
6/25/2018	358,146	PMCHK00007083	Cash	94866	Mattingly, Cheryl	\$24.40
6/25/2018	358,147	PMCHK00007083	Cash	94867	Mills, Jarrod C.	\$564.19
6/25/2018	358,148	PMCHK00007083	Cash	94868	Minuteman/Design Press	\$138.50
6/25/2018	358,149	PMCHK00007083	Cash	94869	Mower Express, Inc.	\$126.08
6/25/2018	358,150	PMCHK00007083	Cash	94870	No Ky Public Works Association	\$205.00
6/25/2018	358,151	PMCHK00007083	Cash	94871	Office Depot, Inc.	\$636.00
6/25/2018	358,152	PMCHK00007083	Cash	94872	Orr Safety Corporation	\$1,802.50
6/25/2018	358,153	PMCHK00007083	Cash	94873	Overhead Door Co of Northern KY	\$438.00
6/25/2018	358,154	PMCHK00007083	Cash	94874	Owen Electric Cooperative Inc	\$79.38
6/25/2018	358,155	PMCHK00007083	Cash	94875	Phillips, Tamara	\$22.00
6/25/2018	358,156	PMCHK00007083	Cash	94876	Process Pump & Seal, Inc.	\$3,482.22
6/25/2018	358,157	PMCHK00007083	Cash	94877	Pro Transmission	\$237.40
6/25/2018	358,158	PMCHK00007083	Cash	94878	Rahschulte, Steve	\$7.53
6/25/2018	358,159	PMCHK00007083	Cash	94879	Reyes, Juan	\$73.39
6/25/2018	358,160	PMCHK00007083	Cash	94880	Richie Trucking	\$1,625.00
6/25/2018	358,161	PMCHK00007083	Cash	94881	RUMPKE	\$10.00
6/25/2018	358,162	PMCHK00007083	Cash	94882	SafetyWear	\$139.15
6/25/2018	358,163	PMCHK00007083	Cash	94883	Sanitation District No. 1	\$1,020.53
6/25/2018	358,164	PMCHK00007083	Cash	94884	Jeff Schuchter	\$150.00
6/25/2018	358,165	PMCHK00007083	Cash	94885	Schaffner, Samuel	\$127.60
6/25/2018	358,166	PMCHK00007083	Cash	94886	Security Fence Group, Inc.	\$310.00
6/25/2018	358,167	PMCHK00007083	Cash	94887	Shields, Shawn	\$101.40
6/25/2018	358,168	PMCHK00007083	Cash	94888	Skylar, Ashleigh	\$9.65
6/25/2018	358,169	PMCHK00007083	Cash	94889	Southeastern Equipment Co Inc	\$2,212.01
6/25/2018	358,170	PMCHK00007083	Cash	94890	Southern States	\$91.10
6/25/2018	358,171	PMCHK00007083	Cash	94891	Bill Speier	\$100.00
6/25/2018	358,172	PMCHK00007083	Cash	94892	St. Elizabeth Business Health	\$646.00
6/25/2018	358,173	PMCHK00007083	Cash	94893	Tanner, Charles	\$127.52
6/25/2018	358,174	PMCHK00007083	Cash	94894	Tatum, Steve	\$98.15
6/25/2018	358,175	PMCHK00007083	Cash	94895	Taylor Brothers Excavating	\$220.00
6/25/2018	358,176	PMCHK00007083	Cash	94896	Thatcher Chemical of Florida Inc	\$10,608.00
6/25/2018	358,177	PMCHK00007083	Cash	94897	Time Warner Cable	\$125.00
6/25/2018	358,178	PMCHK00007083	Cash	94898	Travelers	\$2,725.00
6/25/2018	358,179	PMCHK00007083	Cash	94899	Turner, Lonnie	\$8.37
6/25/2018	358,180	PMCHK00007083	Cash	94900	United Electric Co. Inc	\$6,861.00
6/25/2018	358,181	PMCHK00007083	Cash	94901	Viking Supply, Inc	\$11,334.75
6/25/2018	358,182	PMCHK00007083	Cash	94902	Wagner Mary Carol	\$100.00

6/25/2018	358,183	PMCHK00007083	Cash	94903	Weyman, Brad		\$89.40		
6/25/2018	358,184	PMCHK00007083	Cash	94904	Wilder Winnelson		\$37.89		
6/25/2018	358,185	PMCHK00007083	Cash	94905	Wildman Corporate Apparel		\$210.00		
6/25/2018	358,186	PMCHK00007083	Cash	94906	Wolfe, Aasta		\$37.72		
6/25/2018	358,188	PMCHK00007084	Cash	94907	Kentucky State Treasurer		\$6,279.27		
6/25/2018	358,232	CMTRX00008426	Bank Transaction Entry	RCT000039514		\$43,940.21			
6/25/2018	358,233	CMTRX00008426	Bank Transaction Entry	RCT000039515		\$38,530.67			
6/25/2018	358,234	CMTRX00008426	Bank Transaction Entry	RCT000039516		\$738.48			
6/25/2018	358,235	CMTRX00008426	Bank Transaction Entry	RCT000039517		\$85,227.63			
6/25/2018	358,236	CMTRX00008426	Bank Transaction Entry	RCT000039518		\$3,469.68			
6/25/2018	358,237	CMTRX00008426	Bank Transaction Entry	RCT000039519		\$75,321.29			
6/25/2018	358,238	CMTRX00008426	Bank Transaction Entry	RCT000039520		\$13.91			
6/25/2018	358,239	CMTRX00008426	Bank Transaction Entry	RCT000039521		\$4,411.82			
6/25/2018	358,861	CMTRX00008435	Bank Transaction Entry	DAJ000039585			\$10.00		
6/26/2018	358,240	CMTRX00008427	Bank Transaction Entry	RCT000039522		\$14,152.13			
6/26/2018	358,241	CMTRX00008427	Bank Transaction Entry	RCT000039523		\$11,616.41			
6/26/2018	358,242	CMTRX00008427	Bank Transaction Entry	RCT000039524		\$714.47			
6/26/2018	358,243	CMTRX00008427	Bank Transaction Entry	RCT000039525		\$5,182.63			
6/26/2018	358,244	CMTRX00008427	Bank Transaction Entry	RCT000039526		\$4,218.24			
6/26/2018	358,245	CMTRX00008427	Bank Transaction Entry	RCT000039527		\$289,107.44			
6/26/2018	358,246	CMTRX00008427	Bank Transaction Entry	RCT000039528		\$2,072.49			
6/26/2018	358,247	CMTRX00008427	Bank Transaction Entry	RCT000039529		\$3,251.41			
6/26/2018	358,258	CMXFR00000403	Bank Transfer Entry	XFR000039530	Transfer To: 5/3RD P&I		\$1,750,000.00		
6/27/2018	358,260	CMTRX00008428	Bank Transaction Entry	DAJ000039531			\$179,088.31		
System:	DETAILED TRIAL B 9/24/2018		12:01:21 PM	50	User Date:	9/24/2018	User ID:	skampsen	
N Ky Water District									
6/27/2018	358,321	CMTRX00008430	Bank Transaction Entry	RCT000039533		\$24,979.35			
6/27/2018	358,322	CMTRX00008430	Bank Transaction Entry	RCT000039534		\$19,152.97			
6/27/2018	358,323	CMTRX00008430	Bank Transaction Entry	RCT000039535		\$1,291.46			
6/27/2018	358,324	CMTRX00008430	Bank Transaction Entry	RCT000039536		\$8,555.11			
6/27/2018	358,325	CMTRX00008430	Bank Transaction Entry	RCT000039537		\$1,393.45			
6/27/2018	358,326	CMTRX00008430	Bank Transaction Entry	RCT000039538		\$185,954.83			
6/27/2018	358,327	CMTRX00008430	Bank Transaction Entry	RCT000039539		\$5,764.85			
6/27/2018	358,328	CMTRX00008430	Bank Transaction Entry	RCT000039540		\$3,465.65			
6/28/2018	358,329	CMTRX00008431	Bank Transaction Entry	RCT000039541		\$22,755.82			
6/28/2018	358,330	CMTRX00008431	Bank Transaction Entry	RCT000039542		\$14,791.52			
6/28/2018	358,331	CMTRX00008431	Bank Transaction Entry	RCT000039543		\$1,170.60			
6/28/2018	358,332	CMTRX00008431	Bank Transaction Entry	RCT000039544		\$14,364.15			
6/28/2018	358,333	CMTRX00008431	Bank Transaction Entry	RCT000039545		\$1,539.40			
6/28/2018	358,334	CMTRX00008431	Bank Transaction Entry	RCT000039546		\$152,024.66			
6/28/2018	358,335	CMTRX00008431	Bank Transaction Entry	RCT000039547		\$3,324.29			
6/28/2018	358,336	CMTRX00008431	Bank Transaction Entry	RCT000039548		\$5,279.95			
6/28/2018	358,867	CMTRX00008435	Bank Transaction Entry	DAJ000039591			\$444.87		
6/28/2018	358,871	CMTRX00008435	Bank Transaction Entry	DAJ000039595			\$142,424.81		
6/28/2018	358,872	CMTRX00008435	Bank Transaction Entry	DAJ000039596			\$1,495.26		
6/29/2018	358,386	PMCHK00007088	Cash	94908	United Way of Greater Cinti		\$951.08		
6/29/2018	358,844	CMTRX00008434	Bank Transaction Entry	RCT000039568		\$15,682.71			
6/29/2018	358,845	CMTRX00008434	Bank Transaction Entry	RCT000039569		\$9,466.65			
6/29/2018	358,846	CMTRX00008434	Bank Transaction Entry	RCT000039570		\$550.99			
6/29/2018	358,847	CMTRX00008434	Bank Transaction Entry	RCT000039571		\$6,169.79			
6/29/2018	358,848	CMTRX00008434	Bank Transaction Entry	RCT000039572		\$1,188.97			
6/29/2018	358,849	CMTRX00008434	Bank Transaction Entry	RCT000039573		\$31,421.53			
6/29/2018	358,850	CMTRX00008434	Bank Transaction Entry	RCT000039574		\$3,928.09			
6/29/2018	358,857	CMTRX00008435	Bank Transaction Entry	IAJ000039581		\$132,809.07			
6/29/2018	358,858	CMTRX00008435	Bank Transaction Entry	IAJ000039582		\$38,624.04			

Account:	131-0030-000	Totals:	Account:	131-0020-000	Net Change	Ending Balance		
Trx Date	Jrnl No.	Description:	I R & R Checking 5/3rd Bank	Beginning Balance:	\$4,409,926.19	\$26,524,238.71	\$29,672,852.63	\$25,262,926.44
	Orig. Audit Trail	Distribution Reference		Orig. Master Number	\$3,254,442.24		Debit	Credit

1/5/2018	349,922	CMXFR0000390	Bank Transfer Entry	XFR000038331	Transfer To: 5/3RD I R&R	\$1,733,000.00	
1/11/2018	350,128	PMCHK00006972	Cash	10197	Anixter Inc		\$1,170.50
1/11/2018	350,129	PMCHK00006972	Cash	10198	Aegis Protective Services		\$4,815.56
1/11/2018	350,130	PMCHK00006972	Cash	10199	HDR Engineering, Inc.		\$630.00
1/19/2018	350,510	PMCHK00006979	Cash	10200	CDW Government Inc.		\$80.79
1/19/2018	350,511	PMCHK00006979	Cash	10201	Endress & Hauser, Inc.		\$11,936.47
1/19/2018	350,512	PMCHK00006979	Cash	10202	HDR Engineering, Inc.		\$2,530.00
1/19/2018	350,513	PMCHK00006979	Cash	10203	Smith & Brown Contractors, Inc		\$85,900.77
1/19/2018	350,514	PMCHK00006979	Cash	10204	ORR Safety		\$4,250.00
1/30/2018	350,994	PMCHK00006986	Cash	10205	The Henry P Thompson Co		\$45,560.00
1/30/2018	350,995	PMCHK00006986	Cash	10206	Siemens Industry, Inc.		\$3,250.80
1/31/2018	351,454	CMADJ00001340	Reconcile Bank Statement	INT000038532	Reconciliation Adjustment	\$5,515.89	
2/1/2018	351,178	PMCHK00006988	Cash	10207	Geotechnology		\$718.25
2/1/2018	351,179	PMCHK00006988	Cash	10208	CDW Government Inc.		\$9,130.21
2/1/2018	351,180	PMCHK00006988	Cash	10209	Vivax Metrotech		\$3,632.74
2/8/2018	351,558	PMCHK00006992	Cash	10210	Smith & Brown Contractors, Inc		\$54,849.60
2/8/2018	351,559	PMCHK00006992	Cash	10211	E.S.R.I. Inc.		\$9,000.00
2/9/2018	351,571	PMCHK00006993	Cash	10212	Hrezo Engineering, Inc		\$960.00
2/22/2018	352,321	PMCHK00007005	Cash	10213	Kenton Co. Fiscal Court		\$64,925.75
2/22/2018	352,322	PMCHK00007005	Cash	10214	Magna Engineers		\$21,940.00
2/22/2018	352,323	PMCHK00007005	Cash	10215	Consolidated Pipe & Supply Co		\$1,099.00
2/22/2018	352,324	PMCHK00007005	Cash	10216	Bain Enterprises		\$15,300.00
2/22/2018	352,325	PMCHK00007005	Cash	10217	CDW Government Inc.		\$4,999.98
2/22/2018	352,326	PMCHK00007005	Cash	10218	Magikist LTD		\$2,744.22
2/22/2018	352,327	PMCHK00007005	Cash	10219	Badger Meter, Inc.		\$353,555.00
2/28/2018	352,914	CMADJ00001346	Reconcile Bank Statement	INT000038702	Reconciliation Adjustment	\$5,010.65	
3/1/2018	352,707	PMCHK00007010	Cash	10220	Pollard Water		\$831.17
3/1/2018	352,708	PMCHK00007010	Cash	10221	Waltz Business Solutions		\$9,977.14
3/1/2018	352,709	PMCHK00007010	Cash	10222	Graybar Electric Co. Inc		\$4,231.96
3/1/2018	352,710	PMCHK00007010	Cash	10223	National Business Furniture		\$2,350.00
3/1/2018	352,711	PMCHK00007010	Cash	10224	Rosemount Inc.		\$11,895.68
3/9/2018	353,110	PMCHK00007014	Cash	10225	Fisher Scientific		\$2,069.18
3/9/2018	353,211	CMXFR00000395	Bank Transfer Entry	XFR000038776	Transfer To: 5/3RD I R&R	\$292,078.77	
3/15/2018	353,446	PMCHK00007019	Cash	10226	HDR Engineering, Inc.		\$923.36
3/15/2018	353,447	PMCHK00007019	Cash	10227	CDW Government Inc.		\$1,692.35
3/15/2018	353,448	PMCHK00007019	Cash	10228	Badger Meter, Inc.		\$3,007.60
3/31/2018	354,288	CMADJ00001354	Reconcile Bank Statement	INT000038913	Reconciliation Adjustment	\$5,597.76	
4/12/2018	354,767	PMCHK00007034	Cash	10229	CDW Government Inc.		\$2,254.19
4/12/2018	354,768	PMCHK00007034	Cash	10230	B C Engineering Co.		\$4,888.00
System:	DETAILED TRIAL B 9/24/2018	12:01:21 PM	Page:	51	User Date:	9/24/2018	User ID: skampsen
N Ky Water District							
4/12/2018	354,769	PMCHK00007034	Cash	10231	Graybar Electric Co. Inc		\$3,022.00
4/12/2018	354,770	PMCHK00007034	Cash	10232	Fisher Scientific		\$3,944.60
4/19/2018	355,081	PMCHK00007038	Cash	10233	National Business Furniture		\$2,350.00
4/19/2018	355,082	PMCHK00007038	Cash	10234	Cornwell Engineering Group, Inc		\$6,712.42
4/19/2018	355,083	PMCHK00007038	Cash	10235	Smith & Brown Contractors, Inc		\$141,341.40
4/26/2018	355,335	PMCHK00007045	Cash	10236	Chesley Associates, Inc.		\$7,380.13
4/30/2018	355,656	CMADJ00001360	Reconcile Bank Statement	INT000039123	Reconciliation Adjustment	\$5,872.39	
5/4/2018	355,730	PMCHK00007051	Cash	10237	Air Marketing Group LLC		\$3,045.00
5/18/2018	356,370	PMCHK00007058	Cash	10238	Cornwell Engineering Group, Inc		\$19,892.50
5/18/2018	356,371	PMCHK00007058	Cash	10239	Enquirer Media		\$435.80
5/18/2018	356,372	PMCHK00007058	Cash	10240	ITSAVVY LLC		\$3,849.36
5/25/2018	356,563	PMCHK00007062	Cash	10241	Southeastern Automation, Inc		\$6,537.58
5/25/2018	356,564	PMCHK00007062	Cash	10242	FedEX		\$7.85
5/25/2018	356,565	PMCHK00007062	Cash	10243	CT Consultants		\$338.12
5/31/2018	357,114	CMADJ00001367	Reconcile Bank Statement	INT000039346	Reconciliation Adjustment	\$5,878.20	
6/1/2018	356,870	PMCHK00007067	Cash	10244	Kentucky State Treasurer		\$43,933.88
6/1/2018	356,871	PMCHK00007067	Cash	10245	Fastech Alarms &		\$2,075.30
6/7/2018	357,196	PMCHK00007072	Cash	10246	Hach Company		\$8,089.70



6/7/2018	357,197	PMCHK00007072	Cash	10247	Applied Industrial Technologies	\$5,345.80		
6/14/2018	357,587	PMCHK00007075	Cash	10248	Heartland Industrial Solutions LLC	\$14,700.00		
6/14/2018	357,588	PMCHK00007075	Cash	10249	Advanced Utility Systems	\$15,000.00		
6/14/2018	357,589	PMCHK00007075	Cash	10250	Smith & Brown Contractors, Inc	\$94,597.28		
6/21/2018	357,911	PMCHK00007081	Cash	10251	Cornwell Engineering Group, Inc	\$2,455.63		
6/21/2018	357,912	PMCHK00007081	Cash	10252	CBT Company	\$1,508.40		
6/28/2018	358,312	PMCHK00007085	Cash	10253	CDW Government Inc.	\$772.11		
6/28/2018	358,313	PMCHK00007085	Cash	10254	The Henry P Thompson Co	\$9,500.00		
6/28/2018	358,314	PMCHK00007085	Cash	10255	United Electric Co. Inc.	\$5,239.00		
6/30/2018	358,630	CMADJ00001375	Reconcile Bank Statement	INT000039551	Reconciliation Adjustment	\$6,060.25		

Account: 131-0031-000			Totals:	Account: 131-0030-000				
Trx Date	Jrnl No.	Orig. Audit Trail	Description:	Cash Grant/Loan Clearing	Beginning Balance:	Net Change	Ending Balance	
1/5/2018	349,922	CMXFR00000390	Distribution Reference		\$909,839.78	\$909,839.78	\$4,164,282.02	\$2,059,013.91
1/31/2018	351,455	CMADJ00001341	Bank Transfer Entry		\$1,735,709.36			\$1,149,174.13
2/5/2018	352,990	CMTRX00008323	Reconcile Bank Statement		Orig. Master Number	Orig. Master Name	Debit	Credit
2/28/2018	352,996	CMADJ00001352	Bank Transaction Entry		XFR000038331	Transfer To: 5/3RD I R&R		\$1,733,000.00
3/9/2018	353,211	CMXFR00000395	Bank Transaction Entry		INT000038533	Reconciliation Adjustment	\$28.73	
3/31/2018	354,291	CMADJ00001357	Reconcile Bank Statement		IAJ000038744	USDA	\$292,078.77	
4/26/2018	355,673	CMTRX00008377	Bank Transaction Entry		INT000038704	Reconciliation Adjustment	\$19.42	
4/30/2018	355,674	CMADJ00001365	Reconcile Bank Statement		XFR000038776	Transfer To: 5/3RD I R&R		\$292,078.77
5/31/2018	357,115	CMADJ00001368	Reconcile Bank Statement		INT000038916	Reconciliation Adjustment	\$6.63	
6/15/2018	358,399	CMTRX00008432	Bank Transaction Entry		IAJ000039130	USDA Rural Development	\$141,341.40	
6/15/2018	358,633	CMTRX00008433	Bank Transaction Entry		INT000039126	Reconciliation Adjustment	\$2.17	
6/15/2018	358,646	CMADJ00001379	Reconcile Bank Statement		INT000039347	Reconciliation Adjustment	\$12.24	
6/30/2018	358,645	CMADJ00001379	Reconcile Bank Statement		IAJ000039549	KIA SRF	\$901,131.28	
					IAJ000039556	KIA	\$64,925.75	
					OEX000039553	Reconciliation Adjustment		\$12.50
					INT000039552	Reconciliation Adjustment	\$51.15	
						Net Change	Ending Balance	
						(\$625,493.73)	\$1,110,215.63	\$1,399,597.54
								\$2,025,091.27

Account: 132-0001-000			Totals:	Account: 131-0031-000				
Trx Date	Jrnl No.	Orig. Audit Trail	Description:	Cash - Bond Prin & Int.	Beginning Balance:	Orig. Master Number	Debit	Credit
1/1/2018	351,453	CMTRX00008293	Bank Transaction Entry		\$18,524,057.50	Orig. Master Name		\$58,268.49
1/24/2018	350,712	CMXFR00000391	Bank Transfer Entry		DAJ000038531			
1/26/2018	350,766	CMTRX00008283	Bank Transaction Entry		XFR000038403	Transfer To: 5/3RD P&I	\$1,750,000.00	
1/31/2018	351,472	CMADJ00001345	Reconcile Bank Statement		DAJ000038452	BONY		\$13,778,837.51
2/1/2018	352,509	CMTRX00008312	Bank Transaction Entry		INT000038547	Reconciliation Adjustment	\$16,121.80	
2/21/2018	352,510	CMXFR00000393	Bank Transfer Entry		DAJ000038670			\$58,259.66
2/28/2018	352,915	CMADJ00001347	Reconcile Bank Statement		XFR000038671	Transfer To: 5/3RD P&I	\$1,750,000.00	
3/1/2018	354,274	CMTRX00008347	Bank Transaction Entry		INT000038703	Reconciliation Adjustment	\$6,625.78	
3/27/2018	354,049	CMXFR00000396	Bank Transfer Entry		DAJ000038911			\$58,250.81
3/31/2018	354,287	CMADJ00001353	Reconcile Bank Statement		XFR000038847	Transfer To: 5/3RD P&I	\$1,750,000.00	
4/1/2018	354,689	CMTRX00008352	Bank Transaction Entry		INT000038912	Reconciliation Adjustment	\$10,212.26	
4/24/2018	355,317	CMXFR00000398	Bank Transfer Entry		DAJ000038960			\$58,241.94
4/30/2018	355,657	CMADJ00001361	Reconcile Bank Statement		XFR000039075	Transfer To: 5/3RD P&I	\$1,750,000.00	
5/1/2018	355,986	CMTRX00008379	Bank Transaction Entry		INT000039125	Reconciliation Adjustment	\$13,220.04	
5/1/2018	357,133	CMTRX00008406	Bank Transaction Entry		DAJ000039171			\$58,233.05
5/22/2018	356,457	CMTRX00008381	Bank Transaction Entry		DAJ000039365	USDA RD		\$90,675.00
5/22/2018	356,458	CMXFR00000401	Bank Transfer Entry		DAJ000039174	KIA		\$1,147,999.84
5/31/2018	357,134	CMADJ00001372	Reconcile Bank Statement		XFR000039175	Transfer To: 5/3RD P&I	\$1,750,000.00	
6/1/2018	358,261	CMTRX00008429	Bank Transaction Entry		INT000039345	Reconciliation Adjustment	\$15,532.93	
6/26/2018	358,258	CMXFR00000403	Bank Transfer Entry		DAJ000039532			\$58,224.13
System:	DETAILED TRIAL B 9/24/2018		12:01:21 PM	Page:	XFR000039530	Transfer To: 5/3RD P&I	\$1,750,000.00	
N Ky Water District					52	User Date:	9/24/2018	User ID: skampsen
6/30/2018	358,629	CMADJ00001374	Reconcile Bank Statement		INT000039550	Reconciliation Adjustment	\$17,266.13	
						Net Change	Ending Balance	
						(\$4,788,011.49)	\$13,736,046.01	\$10,578,978.94
								\$15,366,990.43

Account: 132-0015-000			Totals:	Account: 132-0001-000				
Trx Date	Jrnl No.	Orig. Audit Trail	Description:	Sub District C - Depreciaton Acct.	Beginning Balance:	Orig. Master Number	Debit	Credit
1/31/2018	351,490	GLTRX00045614	Distribution Reference		\$93,457.30		\$0.86	

2/28/2018	352,978	GLTRX00045849							\$4,140.89	
2/28/2018	352,980	GLTRX00045849								\$4,167.60
3/30/2018	354,315	GLTRX00046009								\$6.42
3/30/2018	354,316	GLTRX00046010								\$377.20
4/30/2018	355,685	GLTRX00046168							\$8.48	
5/31/2018	357,176	GLTRX00046344							\$0.87	
5/31/2018	357,177	GLTRX00046344								\$9.35
6/30/2018	358,706	GLTRX00046538							\$2.21	
6/30/2018	358,707	GLTRX00046538							\$36.80	

Account: 132-0027-000		Totals:	Account:	132-0015-000	Net Change	Ending Balance				
Trx Date		Description:	Ban 2011 Cash	Beginning Balance:	(\$370.46)	\$93,086.84	\$4,190.11	\$4,560.57		
Trx Date	Jrnl No.	Orig. Audit Trail	Distribution Reference	Orig. Master Number	Orig. Master Name		Debit	Credit		
1/31/2018	351,457	CMADJ00001343	Reconcile Bank Statement	INT000038535	Reconciliation Adjustment		\$141.14			
2/28/2018	352,917	CMADJ00001349	Reconcile Bank Statement	INT000038706	Reconciliation Adjustment		\$119.77			
3/31/2018	354,289	CMADJ00001355	Reconcile Bank Statement	INT000038914	Reconciliation Adjustment		\$128.33			
4/19/2018	355,125	PMCHK00007041	Cash	3387	Enquirer Media			\$550.36		
4/30/2018	355,659	CMADJ00001363	Reconcile Bank Statement	INT000039128	Reconciliation Adjustment		\$132.62			
5/25/2018	356,567	PMCHK00007063	Cash	3388	A&S Electric Supply Inc.			\$74.83		
5/31/2018	357,117	CMADJ00001370	Reconcile Bank Statement	INT000039349	Reconciliation Adjustment		\$132.61			
6/7/2018	357,193	PMCHK00007071	Cash	3389	Northeast Ky Excavating Co Inc.			\$147,961.26		
6/14/2018	357,596	PMCHK00007077	Cash	3390	Kentucky State Treasurer			\$45,040.00		
6/21/2018	357,916	PMCHK00007082	Cash	3391	Magna Engineers			\$9,765.00		
6/21/2018	357,917	PMCHK00007082	Cash	3392	A&S Electric Supply Inc.			\$104.16		
6/28/2018	358,320	PMCHK00007087	Cash	3393	Viox & Viox Inc.			\$13,000.00		
6/30/2018	358,632	CMADJ00001377	Reconcile Bank Statement	INT000039555	Reconciliation Adjustment		\$118.80			
		Totals:	Account:	132-0027-000	Net Change	Ending Balance				
		Description:	Cash - BAN 2017	Beginning Balance:	(\$215,722.34)	\$1,345,419.00	\$773.27	\$216,495.61		
					(\$341,700.40)					
Trx Date	Jrnl No.	Orig. Audit Trail	Distribution Reference	Orig. Master Number	Orig. Master Name		Debit	Credit		
1/4/2018	351,458	CMADJ00001344	Reconcile Bank Statement	OIN000038536	Reconciliation Adjustment		\$508,028.40			
1/4/2018	351,461	CMADJ00001344	Reconcile Bank Statement	OIN000038539	Reconciliation Adjustment		\$2,122.91			
1/4/2018	351,462	CMADJ00001344	Reconcile Bank Statement	OEX000038540	Reconciliation Adjustment			\$2,122.91		
1/8/2018	351,459	CMADJ00001344	Reconcile Bank Statement	OIN000038537	Reconciliation Adjustment		\$23,898.74			
1/9/2018	351,460	CMADJ00001344	Reconcile Bank Statement	OIN000038538	Reconciliation Adjustment		\$18,652.96			
1/10/2018	351,463	CMADJ00001344	Reconcile Bank Statement	OIN000038541	Reconciliation Adjustment		\$9,490.30			
1/11/2018	350,106	PMCHK00006971	Cash	4129	A&S Electric Supply Inc.			\$55.09		
1/11/2018	350,107	PMCHK00006971	Cash	4130	Building Crafts Inc.			\$150,203.08		
1/11/2018	350,108	PMCHK00006971	Cash	4131	Gemmer & Sons Inc.			\$169,205.40		
1/11/2018	350,109	PMCHK00006971	Cash	4132	Wade Trim			\$1,743.00		
1/11/2018	351,464	CMADJ00001344	Reconcile Bank Statement	OIN000038542	Reconciliation Adjustment		\$31,630.00			
1/19/2018	350,501	PMCHK00006978	Cash	4133	Howell Contractors, Inc.			\$390,220.70		
1/19/2018	350,502	PMCHK00006978	Cash	4134	Viox & Viox Inc.			\$9,070.00		
1/23/2018	351,465	CMADJ00001344	Reconcile Bank Statement	OIN000038543	Reconciliation Adjustment		\$171,003.49			
1/26/2018	351,466	CMADJ00001344	Reconcile Bank Statement	OIN000038544	Reconciliation Adjustment		\$150,203.08			
1/31/2018	351,467	CMADJ00001344	Reconcile Bank Statement	INT000038545	Reconciliation Adjustment		\$2.26			
1/31/2018	351,468	CMADJ00001344	Reconcile Bank Statement	OEX000038546	Reconciliation Adjustment			\$2.26		
2/1/2018	351,157	PMCHK00006987	Cash	4135	Bayer & Becker, Inc.			\$290.00		
2/1/2018	351,158	PMCHK00006987	Cash	4136	Cardinal Engineering			\$11,713.65		
2/1/2018	351,159	PMCHK00006987	Cash	4137	CT Consultants			\$1,560.00		
2/1/2018	351,160	PMCHK00006987	Cash	4138	Dugan & Meyers Const. Co.			\$265,437.00		
2/1/2018	351,161	PMCHK00006987	Cash	4139	KZF Design Inc			\$492.00		
2/1/2018	351,162	PMCHK00006987	Cash	4140	Seibert Gregory or Pamela			\$2,000.00		
2/2/2018	352,918	CMADJ00001350	Reconcile Bank Statement	OIN000038707	Reconciliation Adjustment		\$390,220.70			
2/6/2018	352,919	CMADJ00001350	Reconcile Bank Statement	OIN000038708	Reconciliation Adjustment		\$9,070.00			
2/8/2018	351,553	PMCHK00006991	Cash	4141	Wade Trim			\$3,383.00		
2/8/2018	351,554	PMCHK00006991	Cash	4142	Rose Excavating & Development Inc.			\$74,083.65		
2/8/2018	351,555	PMCHK00006991	Cash	4143	Bayer & Becker, Inc.			\$13,005.00		
2/14/2018	352,920	CMADJ00001350	Reconcile Bank Statement	OIN000038709	Reconciliation Adjustment		\$11,713.65			

2/15/2018	352,921	CMADJ00001350	Reconcile Bank Statement		OIN000038710	Reconciliation Adjustment	\$1,560.00	
2/16/2018	352,922	CMADJ00001350	Reconcile Bank Statement		OIN000038711	Reconciliation Adjustment	\$74,373.65	
System:	DETAILED TRIAL B	9/24/2018	12:01:21 PM	Page:	53	User Date:	9/24/2018	User ID: skampsen
N Ky Water District								
2/20/2018	352,923	CMADJ00001350	Reconcile Bank Statement		OIN000038712	Reconciliation Adjustment	\$492.00	
2/21/2018	352,924	CMADJ00001350	Reconcile Bank Statement		OIN000038713	Reconciliation Adjustment	\$281,825.00	
2/22/2018	352,238	PMCHK00007003	Cash		4144	Erpenbeck Consulting Engineers, Inc		\$6,900.00
2/22/2018	352,239	PMCHK00007003	Cash		4145	Viox & Viox Inc.		\$23,166.25
2/22/2018	352,240	PMCHK00007003	Cash		4146	Howell Contractors, Inc.		\$126,824.59
2/22/2018	352,241	PMCHK00007003	Cash		4147	Bayer & Becker, Inc.		\$5,600.00
2/22/2018	352,242	PMCHK00007003	Cash		4148	HDR Engineering, Inc.		\$630.00
2/22/2018	352,925	CMADJ00001350	Reconcile Bank Statement		OIN000038714	Reconciliation Adjustment	\$2,000.00	
2/26/2018	352,926	CMADJ00001350	Reconcile Bank Statement		OIN000038715	Reconciliation Adjustment	\$126,824.59	
2/28/2018	352,927	CMADJ00001350	Reconcile Bank Statement		INT000038716	Reconciliation Adjustment	\$1.92	
2/28/2018	352,928	CMADJ00001350	Reconcile Bank Statement		OEX000038717	Reconciliation Adjustment		\$1.92
3/1/2018	352,696	PMCHK00007009	Cash		4149	Bayer & Becker, Inc.		\$120.00
3/1/2018	352,697	PMCHK00007009	Cash		4150	Burgess & Niple LTD		\$8,948.84
3/1/2018	352,698	PMCHK00007009	Cash		4151	Cardinal Engineering		\$1,875.00
3/1/2018	352,699	PMCHK00007009	Cash		4152	CT Consultants		\$880.00
3/1/2018	352,700	PMCHK00007009	Cash		4153	FedEX		\$29.49
3/1/2018	352,701	PMCHK00007009	Cash		4154	Rose Excavating & Development Inc.		\$40,951.35
3/7/2018	354,292	CMADJ00001358	Reconcile Bank Statement		OIN000038917	Reconciliation Adjustment	\$6,900.00	
3/8/2018	353,104	PMCHK00007013	Cash		4155	CSX Transportation, Inc		\$7,035.71
3/8/2018	353,105	PMCHK00007013	Cash		4156	Dugan & Meyers Const. Co.		\$32,814.00
3/8/2018	353,106	PMCHK00007013	Cash		4157	Enquirer Media		\$1,068.92
3/8/2018	353,107	PMCHK00007013	Cash		4158	Otte Enterprises		\$1,555.00
3/8/2018	353,108	PMCHK00007013	Cash		4159	Wade Trim		\$608.00
3/8/2018	354,293	CMADJ00001358	Reconcile Bank Statement		OIN000038918	Reconciliation Adjustment	\$6,230.00	
3/12/2018	354,294	CMADJ00001358	Reconcile Bank Statement		OIN000038919	Reconciliation Adjustment	\$64,117.60	
3/13/2018	354,295	CMADJ00001358	Reconcile Bank Statement		OIN000038920	Reconciliation Adjustment	\$11,703.84	
3/14/2018	354,296	CMADJ00001358	Reconcile Bank Statement		OIN000038921	Reconciliation Adjustment	\$149.49	
3/15/2018	353,439	PMCHK00007018	Cash		4160	Bayer & Becker, Inc.		\$2,985.00
3/15/2018	353,440	PMCHK00007018	Cash		4161	Enquirer Media		\$1,037.61
3/15/2018	353,441	PMCHK00007018	Cash		4162	FedEX		\$48.02
3/15/2018	353,442	PMCHK00007018	Cash		4163	HDR Engineering, Inc.		\$79,008.41
3/20/2018	354,297	CMADJ00001358	Reconcile Bank Statement		OIN000038922	Reconciliation Adjustment	\$9,659.63	
3/22/2018	354,298	CMADJ00001358	Reconcile Bank Statement		OIN000038923	Reconciliation Adjustment	\$608.00	
3/23/2018	353,634	PMCHK00007023	Cash		4164	Bayer & Becker, Inc.		\$13,075.00
3/23/2018	353,635	PMCHK00007023	Cash		4165	Building Crafts Inc.		\$187,575.35
3/23/2018	353,636	PMCHK00007023	Cash		4166	Hrezo Engineering, Inc		\$13,472.42
3/23/2018	353,637	PMCHK00007023	Cash		4167	Cardinal Engineering		\$3,060.75
3/23/2018	353,638	PMCHK00007023	Cash		4168	ORR Safety		\$430.48
3/23/2018	353,639	PMCHK00007023	Cash		4169	CT Consultants		\$2,070.00
3/26/2018	354,299	CMADJ00001358	Reconcile Bank Statement		OIN000038924	Reconciliation Adjustment	\$32,814.00	
3/30/2018	354,300	CMADJ00001358	Reconcile Bank Statement		OIN000038925	Reconciliation Adjustment	\$2,982.95	
3/30/2018	354,301	CMADJ00001358	Reconcile Bank Statement		INT000038926	Reconciliation Adjustment	\$2.05	
4/2/2018	355,660	CMADJ00001364	Reconcile Bank Statement		OIN000039131	Reconciliation Adjustment	\$79,056.43	
4/4/2018	355,661	CMADJ00001364	Reconcile Bank Statement		OIN000039132	Reconciliation Adjustment	\$4,098.36	
4/5/2018	355,662	CMADJ00001364	Reconcile Bank Statement		OIN000039133	Reconciliation Adjustment	\$15,542.42	
4/6/2018	354,523	PMCHK00007029	Cash		4170	A&S Electric Supply Inc.		\$204.12
4/6/2018	354,524	PMCHK00007029	Cash		4171	Gemmer & Sons Inc.		\$38,091.25
4/6/2018	354,525	PMCHK00007029	Cash		4172	HDR Engineering, Inc.		\$3,132.39
4/6/2018	354,526	PMCHK00007029	Cash		4173	Wade Trim		\$56.00
4/6/2018	355,663	CMADJ00001364	Reconcile Bank Statement		OIN000039134	Reconciliation Adjustment	\$13,075.00	
4/9/2018	355,664	CMADJ00001364	Reconcile Bank Statement		OIN000039135	Reconciliation Adjustment	\$430.48	
4/11/2018	355,665	CMADJ00001364	Reconcile Bank Statement		OIN000039136	Reconciliation Adjustment	\$187,575.35	
4/12/2018	354,758	PMCHK00007033	Cash		4174	Cardinal Engineering		\$2,525.75
4/12/2018	354,759	PMCHK00007033	Cash		4175	Dugan & Meyers LLC		\$192,270.94
4/12/2018	354,760	PMCHK00007033	Cash		4176	Rose Excavating & Development Inc.		\$124,044.39

4/12/2018	354,761	PMCHK00007033	Cash	4177	Smithcorp, Inc.		\$83,942.10
4/16/2018	355,666	CMADJ00001364	Reconcile Bank Statement	OIN000039137	Reconciliation Adjustment	\$3,132.39	
4/17/2018	355,667	CMADJ00001364	Reconcile Bank Statement	OIN000039138	Reconciliation Adjustment	\$204.12	
4/18/2018	355,668	CMADJ00001364	Reconcile Bank Statement	OIN000039139	Reconciliation Adjustment	\$38,147.25	
4/19/2018	355,090	PMCHK00007039	Cash	4178	Bayer & Becker, Inc.		\$950.00
4/19/2018	355,091	PMCHK00007039	Cash	4179	Erpenbeck Consulting Engineers, Inc		\$7,760.00
4/19/2018	355,092	PMCHK00007039	Cash	4180	Larry Smith Incorporated		\$69,059.70
4/19/2018	355,093	PMCHK00007039	Cash	4181	ORR Safety		\$1,087.76
4/19/2018	355,094	PMCHK00007039	Cash	4182	A&S Electric Supply Inc.		\$108.00
4/19/2018	355,123	PMCHK00007040	Cash	4183	Enquirer Media		\$2,141.41
4/19/2018	355,669	CMADJ00001364	Reconcile Bank Statement	OIN000039140	Reconciliation Adjustment	\$124,044.39	
4/25/2018	355,670	CMADJ00001364	Reconcile Bank Statement	OIN000039141	Reconciliation Adjustment	\$278,738.79	
4/26/2018	355,329	PMCHK00007044	Cash	4184	CT Consultants		\$5,585.00
4/26/2018	355,330	PMCHK00007044	Cash	4185	Bayer & Becker, Inc.		\$7,165.00
4/26/2018	355,331	PMCHK00007044	Cash	4186	Hrezo Engineering, Inc		\$2,719.36
4/26/2018	355,332	PMCHK00007044	Cash	4187	Cardinal Engineering		\$1,705.50
4/26/2018	355,333	PMCHK00007044	Cash	4188	A&S Electric Supply Inc.		\$106.08
4/30/2018	355,671	CMADJ00001364	Reconcile Bank Statement	INT000039142	Reconciliation Adjustment	\$2.12	
4/30/2018	355,672	CMADJ00001364	Reconcile Bank Statement	OEX000039143	Reconciliation Adjustment		\$2.12
System:	DETAILED TRIAL B 9/24/2018		12:01:21 PM	Page:	54	User Date:	9/24/2018
						User ID:	skampsen
N Ky Water District							
5/1/2018	357,118	CMADJ00001371	Reconcile Bank Statement	OIN000039350	Reconciliation Adjustment	\$950.00	
5/2/2018	357,119	CMADJ00001371	Reconcile Bank Statement	OIN000039351	Reconciliation Adjustment	\$77,907.46	
5/4/2018	355,726	PMCHK00007050	Cash	4189	A&S Electric Supply Inc.		\$297.41
5/4/2018	355,727	PMCHK00007050	Cash	4190	Gemmer & Sons Inc.		\$15,410.35
5/4/2018	355,728	PMCHK00007050	Cash	4191	Viox & Viox Inc.		\$3,490.00
5/4/2018	357,120	CMADJ00001371	Reconcile Bank Statement	OIN000039352	Reconciliation Adjustment	\$108.00	
5/9/2018	357,121	CMADJ00001371	Reconcile Bank Statement	OIN000039353	Reconciliation Adjustment	\$2,825.44	
5/10/2018	356,044	PMCHK00007054	Cash	4192	Viox & Viox Inc.		\$1,487.75
5/10/2018	356,045	PMCHK00007054	Cash	4193	Larry Smith Incorporated		\$59,408.40
5/10/2018	356,046	PMCHK00007054	Cash	4194	Wade Trim		\$1,426.00
5/10/2018	356,047	PMCHK00007054	Cash	4195	Dugan & Meyers LLC		\$180,735.59
5/10/2018	357,122	CMADJ00001371	Reconcile Bank Statement	OIN000039354	Reconciliation Adjustment	\$14,455.50	
5/14/2018	357,123	CMADJ00001371	Reconcile Bank Statement	OIN000039355	Reconciliation Adjustment	\$2,141.41	
5/15/2018	357,124	CMADJ00001371	Reconcile Bank Statement	OIN000039356	Reconciliation Adjustment	\$297.41	
5/17/2018	356,308	PMCHK00007057	Cash	4196	Gemmer & Sons Inc.		\$94,231.00
5/17/2018	356,309	PMCHK00007057	Cash	4197	Enquirer Media		\$906.34
5/17/2018	356,310	PMCHK00007057	Cash	4198	A&S Electric Supply Inc.		\$208.32
5/17/2018	356,311	PMCHK00007057	Cash	4199	Rose Excavating & Development Inc.		\$120,728.65
5/17/2018	357,125	CMADJ00001371	Reconcile Bank Statement	OIN000039357	Reconciliation Adjustment	\$15,410.35	
5/18/2018	357,126	CMADJ00001371	Reconcile Bank Statement	OIN000039358	Reconciliation Adjustment	\$3,490.00	
5/23/2018	357,127	CMADJ00001371	Reconcile Bank Statement	OIN000039359	Reconciliation Adjustment	\$120,728.65	
5/24/2018	357,128	CMADJ00001371	Reconcile Bank Statement	OIN000039360	Reconciliation Adjustment	\$60,896.15	
5/25/2018	356,554	PMCHK00007061	Cash	4200	Bayer & Becker, Inc.		\$1,800.00
5/25/2018	356,555	PMCHK00007061	Cash	4201	CT Consultants		\$3,140.00
5/25/2018	356,556	PMCHK00007061	Cash	4202	Gemmer & Sons Inc.		\$90,103.50
5/25/2018	356,557	PMCHK00007061	Cash	4203	Hrezo Engineering, Inc		\$1,121.25
5/25/2018	356,558	PMCHK00007061	Cash	4204	Rose Excavating & Development Inc.		\$107,922.76
5/25/2018	356,559	PMCHK00007061	Cash	4205	Larry Smith Incorporated		\$82,196.30
5/25/2018	357,129	CMADJ00001371	Reconcile Bank Statement	OIN000039361	Reconciliation Adjustment	\$94,231.00	
5/30/2018	357,130	CMADJ00001371	Reconcile Bank Statement	OIN000039362	Reconciliation Adjustment	\$1,114.66	
5/31/2018	357,131	CMADJ00001371	Reconcile Bank Statement	INT000039363	Reconciliation Adjustment	\$2.12	
5/31/2018	357,132	CMADJ00001371	Reconcile Bank Statement	OEX000039364	Reconciliation Adjustment		\$2.12
6/5/2018	358,634	CMADJ00001378	Reconcile Bank Statement	OIN000039557	Reconciliation Adjustment	\$82,196.30	
6/6/2018	358,635	CMADJ00001378	Reconcile Bank Statement	OIN000039558	Reconciliation Adjustment	\$2,547.25	
6/7/2018	357,188	PMCHK00007070	Cash	4206	Cardinal Engineering		\$3,706.55
6/7/2018	357,189	PMCHK00007070	Cash	4207	HDR Engineering, Inc.		\$10,833.00
6/7/2018	357,190	PMCHK00007070	Cash	4208	Lonkard Construction Co		\$106,152.00
6/7/2018	357,191	PMCHK00007070	Cash	4209	Wade Trim		\$56.00

6/7/2018	358,636	CMADJ00001378	Reconcile Bank Statement	OIN000039559	Reconciliation Adjustment	\$4,940.00	
6/11/2018	358,637	CMADJ00001378	Reconcile Bank Statement	OIN000039560	Reconciliation Adjustment	\$198,026.26	
6/13/2018	358,638	CMADJ00001378	Reconcile Bank Statement	OIN000039561	Reconciliation Adjustment	\$180,735.59	
6/14/2018	357,591	PMCHK00007076	Cash	4210	Howell Contractors, Inc.		\$203,757.77
6/18/2018	358,639	CMADJ00001378	Reconcile Bank Statement	OIN000039562	Reconciliation Adjustment	\$10,833.00	
6/19/2018	358,640	CMADJ00001378	Reconcile Bank Statement	OIN000039563	Reconciliation Adjustment	\$56.00	
6/21/2018	357,902	PMCHK00007080	Cash	4211	Bullitt Co. Belting & Supply		\$10,263.36
6/21/2018	357,903	PMCHK00007080	Cash	4212	Geotechnology		\$6,999.71
6/21/2018	357,904	PMCHK00007080	Cash	4213	Dugan & Meyers LLC		\$72,048.93
6/21/2018	357,905	PMCHK00007080	Cash	4214	Cardinal Engineering		\$1,062.50
6/21/2018	357,906	PMCHK00007080	Cash	4215	Bayer & Becker, Inc.		\$2,092.50
6/21/2018	357,907	PMCHK00007080	Cash	4216	Larry Smith Incorporated		\$54,986.92
6/21/2018	357,908	PMCHK00007080	Cash	4217	A&S Electric Supply Inc.		\$528.47
6/21/2018	358,641	CMADJ00001378	Reconcile Bank Statement	OIN000039564	Reconciliation Adjustment	\$109,858.55	
6/25/2018	358,642	CMADJ00001378	Reconcile Bank Statement	OIN000039565	Reconciliation Adjustment	\$203,757.77	
6/28/2018	358,316	PMCHK00007086	Cash	4218	HDR Engineering, Inc.		\$1,659.86
6/29/2018	358,430	PMCHK00007089	Cash	4219	Bayer & Becker, Inc.		\$220.00
6/29/2018	358,431	PMCHK00007089	Cash	4220	CT Consultants		\$6,226.59
6/29/2018	358,432	PMCHK00007089	Cash	4221	Rose Excavating & Development Inc.		\$102,210.34
6/29/2018	358,433	PMCHK00007089	Cash	4222	Gemmer & Sons Inc.		\$184,110.48
6/29/2018	358,643	CMADJ00001378	Reconcile Bank Statement	INT000039566	Reconciliation Adjustment	\$1.99	
6/29/2018	358,644	CMADJ00001378	Reconcile Bank Statement	OEX000039567	Reconciliation Adjustment		\$1.99
			Totals:	Account:	132-0029-000	Ending Balance	
			Description:	Cash - BAN 2017 Sweep	Beginning Balance:	(\$192,409.66)	\$3,879,839.17
Account:	132-0029-001			Orig. Master Number	Orig. Master Name		\$3,730,548.43
Trx Date	Jrnl No.	Orig. Audit Trail	Distribution Reference			Debit	Credit
1/4/2018	351,458	CMADJ00001344	Cash Account Offset	OIN000038536	Reconciliation Adjustment		\$508,028.40
1/4/2018	351,462	CMADJ00001344	Cash Account Offset	OEX000038540	Reconciliation Adjustment	\$2,122.91	
1/8/2018	351,459	CMADJ00001344	Cash Account Offset	OIN000038537	Reconciliation Adjustment		\$23,898.74
1/9/2018	351,460	CMADJ00001344	Cash Account Offset	OIN000038538	Reconciliation Adjustment		\$18,652.96
1/10/2018	351,463	CMADJ00001344	Cash Account Offset	OIN000038541	Reconciliation Adjustment		\$9,490.30
1/11/2018	351,464	CMADJ00001344	Cash Account Offset	OIN000038542	Reconciliation Adjustment		\$31,630.00
1/23/2018	351,465	CMADJ00001344	Cash Account Offset	OIN000038543	Reconciliation Adjustment		\$171,003.49
1/26/2018	351,466	CMADJ00001344	Cash Account Offset	OIN000038544	Reconciliation Adjustment		\$150,203.08
System:	DETAILED TRIAL B 9/24/2018		12:01:21 PM	Page:	55	9/24/2018	User ID: skampsen
N Ky Water District							
1/31/2018	351,468	CMADJ00001344	Cash Account Offset	OEX000038546	Reconciliation Adjustment	\$2.26	
1/31/2018	351,491	GLTRX00045615				\$14,547.12	
2/2/2018	352,918	CMADJ00001350	Cash Account Offset	OIN000038707	Reconciliation Adjustment		\$390,220.70
2/6/2018	352,919	CMADJ00001350	Cash Account Offset	OIN000038708	Reconciliation Adjustment		\$9,070.00
2/14/2018	352,920	CMADJ00001350	Cash Account Offset	OIN000038709	Reconciliation Adjustment		\$11,713.65
2/15/2018	352,921	CMADJ00001350	Cash Account Offset	OIN000038710	Reconciliation Adjustment		\$1,560.00
2/16/2018	352,922	CMADJ00001350	Cash Account Offset	OIN000038711	Reconciliation Adjustment		\$74,373.65
2/20/2018	352,923	CMADJ00001350	Cash Account Offset	OIN000038712	Reconciliation Adjustment		\$492.00
2/21/2018	352,924	CMADJ00001350	Cash Account Offset	OIN000038713	Reconciliation Adjustment		\$281,825.00
2/22/2018	352,925	CMADJ00001350	Cash Account Offset	OIN000038714	Reconciliation Adjustment		\$2,000.00
2/26/2018	352,926	CMADJ00001350	Cash Account Offset	OIN000038715	Reconciliation Adjustment		\$126,824.59
2/28/2018	352,928	CMADJ00001350	Cash Account Offset	OEX000038717	Reconciliation Adjustment	\$1.92	
2/28/2018	352,981	GLTRX00045850				\$14,826.49	
3/7/2018	354,292	CMADJ00001358	Cash Account Offset	OIN000038917	Reconciliation Adjustment		\$6,900.00
3/8/2018	354,293	CMADJ00001358	Cash Account Offset	OIN000038918	Reconciliation Adjustment		\$6,230.00
3/12/2018	354,294	CMADJ00001358	Cash Account Offset	OIN000038919	Reconciliation Adjustment		\$64,117.60
3/13/2018	354,295	CMADJ00001358	Cash Account Offset	OIN000038920	Reconciliation Adjustment		\$11,703.84
3/14/2018	354,296	CMADJ00001358	Cash Account Offset	OIN000038921	Reconciliation Adjustment		\$149.49
3/20/2018	354,297	CMADJ00001358	Cash Account Offset	OIN000038922	Reconciliation Adjustment		\$9,659.63
3/22/2018	354,298	CMADJ00001358	Cash Account Offset	OIN000038923	Reconciliation Adjustment		\$608.00
3/26/2018	354,299	CMADJ00001358	Cash Account Offset	OIN000038924	Reconciliation Adjustment		\$32,814.00
3/30/2018	354,300	CMADJ00001358	Cash Account Offset	OIN000038925	Reconciliation Adjustment		\$2,982.95
3/30/2018	354,317	GLTRX00046011				\$15,909.12	

4/2/2018	355,660	CMADJ00001364	Cash Account Offset	OIN000039131	Reconciliation Adjustment		\$79,056.43
4/4/2018	355,661	CMADJ00001364	Cash Account Offset	OIN000039132	Reconciliation Adjustment		\$4,098.36
4/5/2018	355,662	CMADJ00001364	Cash Account Offset	OIN000039133	Reconciliation Adjustment		\$15,542.42
4/6/2018	355,663	CMADJ00001364	Cash Account Offset	OIN000039134	Reconciliation Adjustment		\$13,075.00
4/9/2018	355,664	CMADJ00001364	Cash Account Offset	OIN000039135	Reconciliation Adjustment		\$430.48
4/11/2018	355,665	CMADJ00001364	Cash Account Offset	OIN000039136	Reconciliation Adjustment		\$187,575.35
4/16/2018	355,666	CMADJ00001364	Cash Account Offset	OIN000039137	Reconciliation Adjustment		\$3,132.39
4/17/2018	355,667	CMADJ00001364	Cash Account Offset	OIN000039138	Reconciliation Adjustment		\$204.12
4/18/2018	355,668	CMADJ00001364	Cash Account Offset	OIN000039139	Reconciliation Adjustment		\$38,147.25
4/19/2018	355,669	CMADJ00001364	Cash Account Offset	OIN000039140	Reconciliation Adjustment		\$124,044.39
4/25/2018	355,670	CMADJ00001364	Cash Account Offset	OIN000039141	Reconciliation Adjustment		\$278,738.79
4/30/2018	355,672	CMADJ00001364	Cash Account Offset	OEX000039143	Reconciliation Adjustment	\$2.12	
4/30/2018	355,686	GLTRX00046169				\$18,223.54	
5/1/2018	357,118	CMADJ00001371	Cash Account Offset	OIN000039350	Reconciliation Adjustment		\$950.00
5/2/2018	357,119	CMADJ00001371	Cash Account Offset	OIN000039351	Reconciliation Adjustment		\$77,907.46
5/4/2018	357,120	CMADJ00001371	Cash Account Offset	OIN000039352	Reconciliation Adjustment		\$108.00
5/9/2018	357,121	CMADJ00001371	Cash Account Offset	OIN000039353	Reconciliation Adjustment		\$2,825.44
5/10/2018	357,122	CMADJ00001371	Cash Account Offset	OIN000039354	Reconciliation Adjustment		\$14,455.50
5/14/2018	357,123	CMADJ00001371	Cash Account Offset	OIN000039355	Reconciliation Adjustment		\$2,141.41
5/15/2018	357,124	CMADJ00001371	Cash Account Offset	OIN000039356	Reconciliation Adjustment		\$297.41
5/17/2018	357,125	CMADJ00001371	Cash Account Offset	OIN000039357	Reconciliation Adjustment		\$15,410.35
5/18/2018	357,126	CMADJ00001371	Cash Account Offset	OIN000039358	Reconciliation Adjustment		\$3,490.00
5/23/2018	357,127	CMADJ00001371	Cash Account Offset	OIN000039359	Reconciliation Adjustment		\$120,728.65
5/24/2018	357,128	CMADJ00001371	Cash Account Offset	OIN000039360	Reconciliation Adjustment		\$60,896.15
5/25/2018	357,129	CMADJ00001371	Cash Account Offset	OIN000039361	Reconciliation Adjustment		\$94,231.00
5/30/2018	357,130	CMADJ00001371	Cash Account Offset	OIN000039362	Reconciliation Adjustment		\$1,114.66
5/31/2018	357,132	CMADJ00001371	Cash Account Offset	OEX000039364	Reconciliation Adjustment	\$2.12	
5/31/2018	357,178	GLTRX00046345				\$18,285.33	
6/5/2018	358,634	CMADJ00001378	Cash Account Offset	OIN000039557	Reconciliation Adjustment		\$82,196.30
6/6/2018	358,635	CMADJ00001378	Cash Account Offset	OIN000039558	Reconciliation Adjustment		\$2,547.25
6/7/2018	358,636	CMADJ00001378	Cash Account Offset	OIN000039559	Reconciliation Adjustment		\$4,940.00
6/11/2018	358,637	CMADJ00001378	Cash Account Offset	OIN000039560	Reconciliation Adjustment		\$198,026.26
6/13/2018	358,638	CMADJ00001378	Cash Account Offset	OIN000039561	Reconciliation Adjustment		\$180,735.59
6/18/2018	358,639	CMADJ00001378	Cash Account Offset	OIN000039562	Reconciliation Adjustment		\$10,833.00
6/19/2018	358,640	CMADJ00001378	Cash Account Offset	OIN000039563	Reconciliation Adjustment		\$56.00
6/21/2018	358,641	CMADJ00001378	Cash Account Offset	OIN000039564	Reconciliation Adjustment		\$109,858.55
6/25/2018	358,642	CMADJ00001378	Cash Account Offset	OIN000039565	Reconciliation Adjustment		\$203,757.77
6/29/2018	358,644	CMADJ00001378	Cash Account Offset	OEX000039567	Reconciliation Adjustment	\$1.99	
6/30/2018	358,717	GLTRX00046539				\$18,214.45	

Totals:				Account:	132-0029-001	Net Change	Ending Balance		
Description:				Cash - Ban 2009		(\$3,775,564.43)	\$14,502,752.60	\$102,139.37	\$3,877,703.80
Account:	132-0049-000			Beginning Balance:		\$776,163.52			
Trx Date	Jrnl No.	Orig. Audit Trail	Distribution Reference	Orig. Master Number	Orig. Master Name		Debit	Credit	
1/31/2018	351,456	CMADJ00001342	Reconcile Bank Statement	INT000038534	Reconciliation Adjustment		\$70.17		
2/28/2018	352,916	CMADJ00001348	Reconcile Bank Statement	INT000038705	Reconciliation Adjustment		\$59.55		
3/31/2018	354,290	CMADJ00001356	Reconcile Bank Statement	INT000038915	Reconciliation Adjustment		\$63.80		
4/30/2018	355,658	CMADJ00001362	Reconcile Bank Statement	INT000039127	Reconciliation Adjustment		\$65.94		
5/31/2018	357,116	CMADJ00001369	Reconcile Bank Statement	INT000039348	Reconciliation Adjustment		\$65.94		
6/30/2018	358,631	CMADJ00001376	Reconcile Bank Statement	INT000039554	Reconciliation Adjustment		\$61.69		
System:	DETAILED TRIAL B 9/24/2018		12:01:21 PM	Page:	56	User Date:	9/24/2018	User ID:	skampsen

Totals:				Account:	132-0049-000	Net Change	Ending Balance		
Description:				Capitalized Interest BAN 2017		\$387.09	\$776,550.61	\$387.09	\$0.00
Account:	132-0052-000			Beginning Balance:		\$780,000.00			
Trx Date	Jrnl No.	Orig. Audit Trail	Distribution Reference	Orig. Master Number	Orig. Master Name		Debit	Credit	
4/2/2018	355,990	GLTRX00046197							\$390,000.00

Totals:				Account:	132-0052-000	Net Change	Ending Balance		
Description:				Investment - Subdistrict A		(\$390,000.00)	\$390,000.00	\$0.00	\$390,000.00
Account:	132-0060-000			Beginning Balance:		\$83,154.60			

Trx Date	Jrnl No.	Orig. Audit Trail	Distribution Reference	Orig. Master Number	Orig. Master Name	Debit	Credit
1/31/2018	351,483	GLTRX00045609					\$2,131.50
3/30/2018	354,311	GLTRX00046006					\$417.60
6/30/2018	358,702	GLTRX00046535				\$234.90	
Totals:			Account:	132-0060-000	Net Change	Ending Balance	
Description:			Investment - Subdistrict B	132-0060-000	(\$2,314.20)	\$80,840.40	\$2,549.10
Distribution Reference				Beginning Balance:	\$30,585.60	\$234.90	
Trx Date	Jrnl No.	Orig. Audit Trail	Distribution Reference	Orig. Master Number	Orig. Master Name	Debit	Credit
1/31/2018	351,481	GLTRX00045608					\$784.00
3/30/2018	354,309	GLTRX00046004					\$153.60
6/30/2018	358,699	GLTRX00046533				\$84.60	
6/30/2018	358,700	GLTRX00046534					\$84.60
6/30/2018	358,700	GLTRX00046534				\$86.40	
Totals:			Account:	132-0061-000	Net Change	Ending Balance	
Description:			Investment - Subdistrict R	132-0061-000	(\$851.20)	\$29,734.40	\$1,022.20
Distribution Reference				Beginning Balance:	\$48,745.80	\$171.00	
Trx Date	Jrnl No.	Orig. Audit Trail	Distribution Reference	Orig. Master Number	Orig. Master Name	Debit	Credit
1/31/2018	351,478	GLTRX00045606					\$1,249.50
3/30/2018	354,305	GLTRX00046001					\$244.80
6/30/2018	358,696	GLTRX00046531				\$137.70	
Totals:			Account:	132-0062-000	Net Change	Ending Balance	
Description:			Investment - Subdistrict RL	132-0062-000	(\$1,356.60)	\$47,389.20	\$1,494.30
Distribution Reference				Beginning Balance:	\$94,090.70	\$137.70	
Trx Date	Jrnl No.	Orig. Audit Trail	Distribution Reference	Orig. Master Number	Orig. Master Name	Debit	Credit
1/31/2018	351,489	GLTRX00045613					\$2,792.15
2/28/2018	352,976	GLTRX00045848					\$1,680.85
3/30/2018	354,314	GLTRX00046008					\$734.90
6/30/2018	358,705	GLTRX00046537					\$4.45
Totals:			Account:	132-0063-000	Net Change	Ending Balance	
Description:			Investment - Subdistrict C	132-0063-000	(\$5,212.35)	\$88,878.35	\$5,212.35
Distribution Reference				Beginning Balance:	\$160,682.40	\$0.00	
Trx Date	Jrnl No.	Orig. Audit Trail	Distribution Reference	Orig. Master Number	Orig. Master Name	Debit	Credit
1/31/2018	351,476	GLTRX00045605					\$3,148.60
2/28/2018	352,930	GLTRX00045826					\$640.10
3/30/2018	354,303	GLTRX00046000				\$501.70	
6/30/2018	358,694	GLTRX00046530				\$588.20	
Totals:			Account:	132-0064-000	Net Change	Ending Balance	
Description:			Investment - O&M Reserve	132-0064-000	(\$2,698.80)	\$157,983.60	\$3,788.70
Distribution Reference				Beginning Balance:	\$250,012.50	\$1,089.90	
Trx Date	Jrnl No.	Orig. Audit Trail	Distribution Reference	Orig. Master Number	Orig. Master Name	Debit	Credit
1/31/2018	351,493	GLTRX00045616					\$250,012.50
5/18/2018	357,520	GLTRX00046379				\$491,371.65	
Totals:			Account:	132-0065-000	Net Change	Ending Balance	
Description:			Investment - O&M Reserve	132-0065-000	\$241,359.15	\$491,371.65	\$250,012.50
Distribution Reference				Beginning Balance:	\$2,837,338.17	\$491,371.65	
Trx Date	Jrnl No.	Orig. Audit Trail	Distribution Reference	Orig. Master Number	Orig. Master Name	Debit	Credit
1/31/2018	351,224	GLTRX00045583				\$1,638.07	
2/28/2018	352,794	GLTRX00045805				\$1,906.08	
2/28/2018	352,795	GLTRX00045805					\$625.00
3/31/2018	354,283	GLTRX00045991				\$1,796.06	
4/30/2018	355,987	GLTRX00046196				\$2,378.68	
5/31/2018	357,525	GLTRX00046382				\$2,752.15	
5/31/2018	357,526	GLTRX00046382					\$43.29
6/30/2018	358,624	GLTRX00046517				\$125.22	
6/30/2018	358,625	GLTRX00046517				\$2,525.74	
Totals:			Account:	133-0100-000	Net Change	Ending Balance	
Description:			1992/2002 A Bond Reserve Fund	133-0100-000	\$12,453.71	\$2,849,791.88	\$668.29
Distribution Reference				Beginning Balance:	\$2,837,338.17	\$13,122.00	
System:	DETAILED TRIAL B	9/24/2018	12:01:21 PM	Page:	57	User Date:	9/24/2018
N Ky Water District						User ID:	skampsen

Account:	133-0105-000		Description:	1993 A/2003 C Bond Reserve Fund	Beginning Balance:	\$186,988.52			
Trx Date	Jrnl No.	Orig. Audit Trail	Distribution Reference		Orig. Master Number	Orig. Master Name	Debit	Credit	
1/31/2018	351,224	GLTRX00045583					\$107.96		
2/28/2018	352,794	GLTRX00045805					\$125.60		
3/31/2018	354,283	GLTRX00045991					\$118.36		
4/30/2018	355,987	GLTRX00046196					\$156.80		
5/31/2018	357,525	GLTRX00046382					\$181.43		
6/30/2018	358,625	GLTRX00046517					\$195.10		
			Totals:	Account:	133-0105-000	Net Change	Ending Balance		
			Description:	1995 A/2003 C Bond Reserve Fund	Beginning Balance:	\$885.25	\$187,873.77	\$885.25	
Account:	133-0110-000		Distribution Reference		Orig. Master Number	Orig. Master Name	Debit	Credit	
Trx Date	Jrnl No.	Orig. Audit Trail							
			Totals:	Account:	133-0110-000	Net Change	Ending Balance	*No transactions for this account*	
			Description:	1995 B/ 2003 C Bond Reserve Fund	Beginning Balance:	\$0.00	\$566,208.00	\$0.00	
Account:	133-0115-000		Distribution Reference		Orig. Master Number	Orig. Master Name	Debit	Credit	
Trx Date	Jrnl No.	Orig. Audit Trail							
1/31/2018	351,224	GLTRX00045583					\$122.37		
1/31/2018	351,225	GLTRX00045583						\$40,000.00	
2/28/2018	352,794	GLTRX00045805					\$140.63		
2/28/2018	352,795	GLTRX00045805						\$3,250.00	
2/28/2018	352,796	GLTRX00045805					\$42,467.53		
2/28/2018	352,797	GLTRX00045805						\$12,000.00	
3/31/2018	354,283	GLTRX00045991					\$127.88		
4/30/2018	355,987	GLTRX00046196					\$167.05		
5/31/2018	357,525	GLTRX00046382	1330120000				\$193.27		
6/30/2018	358,625	GLTRX00046517					\$207.84		
			Totals:	Account:	133-0115-000	Net Change	Ending Balance		
			Description:	1995 C/ 2003 A Bond Reserve Fund	Beginning Balance:	(\$11,823.43)	\$1,471,636.31	\$43,426.57	
Account:	133-0120-000		Distribution Reference		Orig. Master Number	Orig. Master Name	Debit	Credit	
Trx Date	Jrnl No.	Orig. Audit Trail							
1/31/2018	351,224	GLTRX00045583					\$123.36		
2/28/2018	352,794	GLTRX00045805					\$143.56		
2/28/2018	352,795	GLTRX00045805						\$250.00	
2/28/2018	352,796	GLTRX00045805					\$18,911.35		
3/31/2018	354,283	GLTRX00045991					\$147.14		
4/30/2018	355,987	GLTRX00046196					\$194.82		
5/31/2018	357,525	GLTRX00046382					\$225.38		
6/30/2018	358,627	GLTRX00046518					\$242.42		
			Totals:	Account:	133-0120-000	Net Change	Ending Balance		
			Description:	2003 A Bond Reserve Fund	Beginning Balance:	\$19,738.03	\$233,431.89	\$19,988.03	
Account:	133-0125-000		Distribution Reference		Orig. Master Number	Orig. Master Name	Debit	Credit	
Trx Date	Jrnl No.	Orig. Audit Trail							
1/31/2018	351,224	GLTRX00045583					\$730.05		
2/28/2018	352,794	GLTRX00045805					\$849.48		
2/28/2018	352,795	GLTRX00045805						\$250.00	
3/31/2018	354,283	GLTRX00045991					\$800.48		
4/30/2018	355,987	GLTRX00046196					\$1,060.18		
5/31/2018	357,525	GLTRX00046382					\$1,226.69		
6/30/2018	358,625	GLTRX00046517					\$242.42		
6/30/2018	358,625	GLTRX00046517					\$1,319.10		
System:	DETAILED TRIAL B 9/24/2018		12:01:21 PM	Page:	58	User Date:	9/24/2018	User ID:	skampsen
N Ky Water District									
6/30/2018	358,627	GLTRX00046518							\$242.42
			Totals:	Account:	133-0125-000	Net Change	Ending Balance		
			Description:	1997 Bond Reserve Fund	Beginning Balance:	\$5,735.98	\$1,270,294.07	\$6,228.40	
Account:	133-0130-000		Distribution Reference		Orig. Master Number	Orig. Master Name	Debit	Credit	
Trx Date	Jrnl No.	Orig. Audit Trail							
1/1/2018	351,813	GLREV00045681						\$30,146.00	



1/31/2018	351,224	GLTRX00045583							\$105.23	
2/13/2018	351,811	GLREV00045679								\$30,146.00
2/13/2018	351,812	GLREV00045680								\$30,146.00
2/28/2018	352,794	GLTRX00045805							\$122.44	
2/28/2018	352,796	GLTRX00045805							\$36,425.20	
3/31/2018	354,283	GLTRX00045991							\$161.59	
4/30/2018	355,987	GLTRX00046196							\$183.35	
5/31/2018	357,525	GLTRX00046382							\$212.14	
6/30/2018	358,625	GLTRX00046517							\$228.14	
6/30/2018	358,647	GLTRX00046527							\$30,146.00	

Account: 133-0135-000			Totals:	Account:	133-0130-000	Net Change	Ending Balance		
Trx Date Jrnl No. Orig. Audit Trail			Description:	1998 Bond Reserve Fund	Beginning Balance:	\$37,438.09	\$1,340,404.15	\$97,730.09	\$60,292.00
			Distribution Reference		Orig. Master Number	Orig. Master Name		Debit	Credit
1/31/2018	351,224	GLTRX00045583						\$70.22	
2/28/2018	352,794	GLTRX00045805						\$81.69	
2/28/2018	352,795	GLTRX00045805							\$250.00
2/28/2018	352,796	GLTRX00045805						\$24,453.34	
3/31/2018	354,283	GLTRX00045991						\$92.37	
4/30/2018	355,987	GLTRX00046196						\$122.24	
5/31/2018	357,525	GLTRX00046382						\$141.44	
6/30/2018	358,625	GLTRX00046517						\$152.13	

Account: 133-0150-000			Totals:	Account:	133-0135-000	Net Change	Ending Balance		
Trx Date Jrnl No. Orig. Audit Trail			Description:	2001 Bond Reserve Fund	Beginning Balance:	\$24,863.43	\$878,633.55	\$25,113.43	\$250.00
			Distribution Reference		Orig. Master Number	Orig. Master Name		Debit	Credit
1/31/2018	351,224	GLTRX00045583						\$567.14	
2/28/2018	352,794	GLTRX00045805						\$659.91	
3/31/2018	354,283	GLTRX00045991						\$621.93	
4/30/2018	355,987	GLTRX00046196						\$823.72	
5/31/2018	357,525	GLTRX00046382						\$953.13	
5/31/2018	357,526	GLTRX00046382							\$1,837.50
6/30/2018	358,625	GLTRX00046517						\$990.57	

Account: 133-0155-000			Totals:	Account:	133-0150-000	Net Change	Ending Balance		
Trx Date Jrnl No. Orig. Audit Trail			Description:	2003 B Bond Reserve Fund	Beginning Balance:	\$2,778.90	\$985,129.38	\$4,616.40	\$1,837.50
			Distribution Reference		Orig. Master Number	Orig. Master Name		Debit	Credit
1/1/2018	351,813	GLREV00045681							\$37,109.31
1/31/2018	351,224	GLTRX00045583						\$128.09	
2/13/2018	351,811	GLREV00045679							\$37,109.31
2/13/2018	351,812	GLREV00045680						\$37,109.31	
2/28/2018	352,794	GLTRX00045805						\$899.04	
2/28/2018	352,796	GLTRX00045805						\$38,690.31	
2/28/2018	357,400	GLTRX00046361							\$38,690.31
2/28/2018	357,402	GLTRX00046362						\$44,531.17	
2/28/2018	357,403	GLTRX00046362							\$5,840.86
3/31/2018	354,283	GLTRX00045991						\$168.79	
4/30/2018	355,987	GLTRX00046196						\$3,482.55	
4/30/2018	355,988	GLTRX00046196						\$12,143.98	
4/30/2018	357,514	GLTRX00046376							\$3,258.87
4/30/2018	357,515	GLTRX00046376						\$8,572.88	
4/30/2018	357,516	GLTRX00046376							\$5,314.01
5/31/2018	357,525	GLTRX00046382						\$272.45	
6/30/2018	358,625	GLTRX00046517						\$293.78	
6/30/2018	358,647	GLTRX00046527						\$14,239.69	

System: DETAILED TRIAL B 9/24/2018			Totals:	Account:	133-0155-000	Net Change	Ending Balance		
			12:01:21 PM	Page:	59	\$33,209.37	\$2,571,649.65	\$160,532.04	\$127,322.67
N Ky Water District						User Date:	9/24/2018	User ID:	skampsen

Account:	133-0160-000	Description:	2004 A Bond Reserve Fund	Beginning Balance:	\$766,798.83			
Trx Date	Jrnl No.	Orig. Audit Trail	Distribution Reference	Orig. Master Number	Orig. Master Name		Debit	Credit
1/1/2018	351,813	GLREV00045681						\$12,731.72
1/31/2018	351,224	GLTRX00045583					\$42.99	
1/31/2018	351,226	GLTRX00045583						\$750.00
2/13/2018	351,811	GLREV00045679						\$12,731.72
2/13/2018	351,812	GLREV00045680					\$12,731.72	
2/28/2018	352,794	GLTRX00045805					\$49.79	
2/28/2018	352,795	GLTRX00045805						\$225.00
2/28/2018	352,796	GLTRX00045805					\$15,403.06	
3/31/2018	354,283	GLTRX00045991					\$71.01	
4/30/2018	355,987	GLTRX00046196					\$74.52	
5/31/2018	357,525	GLTRX00046382					\$86.24	
6/30/2018	358,625	GLTRX00046517					\$92.76	
6/30/2018	358,647	GLTRX00046527					\$12,731.72	

Account:	133-0165-000	Description:	Bond 2006 Reserve Fund	133-0160-000	Beginning Balance:	\$14,845.37	Ending Balance	\$781,644.20	\$41,283.81	\$26,438.44
Trx Date	Jrnl No.	Orig. Audit Trail	Distribution Reference	Orig. Master Number	Orig. Master Name		Debit	Credit		
1/31/2018	351,224	GLTRX00045583					\$403.79			
2/28/2018	352,794	GLTRX00045805					\$469.89			
3/31/2018	354,283	GLTRX00045991					\$442.85			
4/30/2018	355,987	GLTRX00046196					\$586.53			
5/31/2018	357,525	GLTRX00046382					\$678.64			
6/30/2018	358,625	GLTRX00046517					\$729.78			

Account:	133-0166-000	Description:	Bond Reserve Transfers Holding	133-0165-000	Beginning Balance:	\$3,311.48	Ending Balance	\$702,766.16	\$3,311.48	\$0.00
Trx Date	Jrnl No.	Orig. Audit Trail	Distribution Reference	Orig. Master Number	Orig. Master Name		Debit	Credit		
1/26/2018	350,766	CMTRX00008283	Bank Transaction Entry	DAJ000038452	BONY		\$13,778,837.51			
1/31/2018	351,222	GLTRX00045583					\$0.03			
1/31/2018	351,223	GLTRX00045583					\$1,908.84			
2/28/2018	352,790	GLTRX00045804						\$13,778,837.51		
2/28/2018	352,793	GLTRX00045805					\$203.49			
3/31/2018	354,282	GLTRX00045991					\$0.22			
4/30/2018	355,989	GLTRX00046196					\$0.28			
5/31/2018	357,524	GLTRX00046382					\$0.30			
6/30/2018	358,628	GLTRX00046519					\$0.31			

Account:	133-0170-000	Description:	2009 Bond Reserve Fund	133-0166-000	Beginning Balance:	\$2,113.47	Ending Balance	\$5,486.63	\$13,780,950.98	\$13,778,837.51
Trx Date	Jrnl No.	Orig. Audit Trail	Distribution Reference	Orig. Master Number	Orig. Master Name		Debit	Credit		
1/31/2018	351,224	GLTRX00045583					\$1,157.68			
2/28/2018	352,794	GLTRX00045805					\$1,347.06			
3/31/2018	354,283	GLTRX00045991					\$1,269.51			
4/30/2018	355,987	GLTRX00046196					\$1,681.41			
5/31/2018	357,525	GLTRX00046382					\$1,945.55			
6/30/2018	358,625	GLTRX00046517					\$2,092.15			

Account:	133-0175-000	Description:	2011 Bond Reserve Fund	133-0170-000	Beginning Balance:	\$9,493.36	Ending Balance	\$2,014,720.63	\$9,493.36	\$0.00
Trx Date	Jrnl No.	Orig. Audit Trail	Distribution Reference	Orig. Master Number	Orig. Master Name		Debit	Credit		
1/31/2018	351,224	GLTRX00045583					\$534.60			
2/28/2018	352,794	GLTRX00045805					\$626.23			
3/31/2018	354,283	GLTRX00045991					\$614.83			
4/30/2018	355,987	GLTRX00046196					\$800.07			
5/31/2018	357,525	GLTRX00046382					\$881.64			
6/30/2018	358,625	GLTRX00046517					\$964.20			

Net Change Ending Balance



1/9/2018	350,431	CMTRX00008272	Bank Transaction Entry	RCT000038373		\$15,282.26		
1/9/2018	350,432	CMTRX00008272	Bank Transaction Entry	RCT000038374		\$685.22		
1/9/2018	350,433	CMTRX00008272	Bank Transaction Entry	RCT000038375		\$7,999.57		
1/9/2018	350,434	CMTRX00008272	Bank Transaction Entry	RCT000038376		\$3,632.84		
1/9/2018	350,435	CMTRX00008272	Bank Transaction Entry	RCT000038377		\$274,435.33		
1/9/2018	350,436	CMTRX00008272	Bank Transaction Entry	RCT000038378		\$27,228.75		
1/9/2018	350,437	CMTRX00008272	Bank Transaction Entry	RCT000038379		\$21,462.95		
1/10/2018	350,438	CMTRX00008273	Bank Transaction Entry	RCT000038380		\$53,389.55		
1/10/2018	350,439	CMTRX00008273	Bank Transaction Entry	RCT000038381		\$34,569.69		
1/10/2018	350,440	CMTRX00008273	Bank Transaction Entry	RCT000038382		\$6,190.19		
1/10/2018	350,441	CMTRX00008273	Bank Transaction Entry	RCT000038383		\$32,453.40		
1/10/2018	350,442	CMTRX00008273	Bank Transaction Entry	RCT000038384		\$4,212.64		
1/10/2018	350,443	CMTRX00008273	Bank Transaction Entry	RCT000038385		\$307,651.10		
1/10/2018	350,444	CMTRX00008273	Bank Transaction Entry	RCT000038386		\$6,020.53		
System:	DETAILED TRIAL B 9/24/2018	12:01:21 PM	Page:	61	User Date:	9/24/2018	User ID:	skampsen
N Ky Water District								
1/10/2018	350,445	CMTRX00008273	Bank Transaction Entry	RCT000038387		\$23,915.15		
1/10/2018	351,426	CMTRX00008292	Bank Transaction Entry	DAJ000038507	\$1.00			
1/11/2018	350,481	CMTRX00008274	Bank Transaction Entry	RCT000038388		\$26,186.28		
1/11/2018	350,482	CMTRX00008274	Bank Transaction Entry	RCT000038389		\$21,300.38		
1/11/2018	350,483	CMTRX00008274	Bank Transaction Entry	RCT000038390		\$2,293.73		
1/11/2018	350,484	CMTRX00008274	Bank Transaction Entry	RCT000038391		\$11,320.13		
1/11/2018	350,485	CMTRX00008274	Bank Transaction Entry	RCT000038392		\$2,377.72		
1/11/2018	350,486	CMTRX00008274	Bank Transaction Entry	RCT000038393		\$158,772.73		
1/11/2018	350,487	CMTRX00008274	Bank Transaction Entry	RCT000038394		\$9,136.25		
1/11/2018	350,488	GLTRX00045479			\$125.00			
1/12/2018	350,489	CMTRX00008275	Bank Transaction Entry	RCT000038395		\$22,596.06		
1/12/2018	350,490	CMTRX00008275	Bank Transaction Entry	RCT000038396		\$14,195.65		
1/12/2018	350,491	CMTRX00008275	Bank Transaction Entry	RCT000038397		\$521.15		
1/12/2018	350,492	CMTRX00008275	Bank Transaction Entry	RCT000038398		\$9,820.32		
1/12/2018	350,493	CMTRX00008275	Bank Transaction Entry	RCT000038399		\$2,432.21		
1/12/2018	350,494	CMTRX00008275	Bank Transaction Entry	RCT000038400		\$91,356.31		
1/12/2018	350,495	CMTRX00008275	Bank Transaction Entry	RCT000038401		\$3,100.72		
1/12/2018	361,053	GLTRX00046844			\$821.12			
1/15/2018	350,718	CMTRX00008277	Bank Transaction Entry	RCT000038404		\$91,885.18		
1/15/2018	350,719	CMTRX00008277	Bank Transaction Entry	RCT000038405		\$46,098.02		
1/15/2018	350,720	CMTRX00008277	Bank Transaction Entry	RCT000038406		\$3,632.19		
1/15/2018	350,721	CMTRX00008277	Bank Transaction Entry	RCT000038407		\$39,820.65		
1/15/2018	350,722	CMTRX00008277	Bank Transaction Entry	RCT000038408		\$5,789.21		
1/15/2018	350,723	CMTRX00008277	Bank Transaction Entry	RCT000038409		\$147,587.56		
1/15/2018	350,724	CMTRX00008277	Bank Transaction Entry	RCT000038410		\$21,240.07		
1/15/2018	350,725	CMTRX00008277	Bank Transaction Entry	RCT000038411		\$22,151.62		
1/15/2018	351,427	CMTRX00008292	Bank Transaction Entry	IAJ000038508		\$1.00		
1/15/2018	351,449	CMTRX00008292	Bank Transaction Entry	IAJ000038530		\$54.00		
1/16/2018	350,726	CMTRX00008278	Bank Transaction Entry	RCT000038412		\$18,806.93		
1/16/2018	350,727	CMTRX00008278	Bank Transaction Entry	RCT000038413		\$17,758.67		
1/16/2018	350,728	CMTRX00008278	Bank Transaction Entry	RCT000038414		\$1,972.52		
1/16/2018	350,729	CMTRX00008278	Bank Transaction Entry	RCT000038415		\$11,596.16		
1/16/2018	350,730	CMTRX00008278	Bank Transaction Entry	RCT000038416		\$2,220.23		
1/16/2018	350,731	CMTRX00008278	Bank Transaction Entry	RCT000038417		\$26,567.22		
1/16/2018	350,732	CMTRX00008278	Bank Transaction Entry	RCT000038418		\$2,957.12		
1/16/2018	351,448	CMTRX00008292	Bank Transaction Entry	IAJ000038529		\$0.50		
1/17/2018	350,733	CMTRX00008279	Bank Transaction Entry	RCT000038419		\$30,008.65		
1/17/2018	350,734	CMTRX00008279	Bank Transaction Entry	RCT000038420		\$25,422.22		
1/17/2018	350,735	CMTRX00008279	Bank Transaction Entry	RCT000038421		\$2,812.58		
1/17/2018	350,736	CMTRX00008279	Bank Transaction Entry	RCT000038422		\$14,444.83		
1/17/2018	350,737	CMTRX00008279	Bank Transaction Entry	RCT000038423		\$1,981.05		
1/17/2018	350,738	CMTRX00008279	Bank Transaction Entry	RCT000038424		\$206,359.06		
1/17/2018	350,739	CMTRX00008279	Bank Transaction Entry	RCT000038425		\$1,639.52		

1/17/2018	350,740	CMTRX00008279	Bank Transaction Entry	RCT000038426		\$3,596.44		
1/18/2018	350,741	CMTRX00008280	Bank Transaction Entry	RCT000038427		\$19,743.09		
1/18/2018	350,742	CMTRX00008280	Bank Transaction Entry	RCT000038428		\$14,776.48		
1/18/2018	350,743	CMTRX00008280	Bank Transaction Entry	RCT000038429		\$1,268.70		
1/18/2018	350,744	CMTRX00008280	Bank Transaction Entry	RCT000038430		\$9,185.82		
1/18/2018	350,745	CMTRX00008280	Bank Transaction Entry	RCT000038431		\$1,690.62		
1/18/2018	350,746	CMTRX00008280	Bank Transaction Entry	RCT000038432		\$167,699.23		
1/18/2018	350,747	CMTRX00008280	Bank Transaction Entry	RCT000038433		\$2,357.99		
1/19/2018	350,748	CMTRX00008281	Bank Transaction Entry	RCT000038434		\$20,026.87		
1/19/2018	350,749	CMTRX00008281	Bank Transaction Entry	RCT000038435		\$19,334.30		
1/19/2018	350,750	CMTRX00008281	Bank Transaction Entry	RCT000038436		\$417.02		
1/19/2018	350,751	CMTRX00008281	Bank Transaction Entry	RCT000038437		\$8,831.39		
1/19/2018	350,752	CMTRX00008281	Bank Transaction Entry	RCT000038438		\$3,150.92		
1/19/2018	350,754	CMTRX00008281	Bank Transaction Entry	RCT000038440		\$26,613.43		
1/19/2018	350,755	CMTRX00008281	Bank Transaction Entry	RCT000038441		\$7,757.69		
1/19/2018	350,756	CMTRX00008281	Bank Transaction Entry	RCT000038442		\$1,415.56		
1/22/2018	350,757	CMTRX00008282	Bank Transaction Entry	RCT000038443		\$64,859.31		
1/22/2018	350,758	CMTRX00008282	Bank Transaction Entry	RCT000038444		\$53,419.30		
1/22/2018	350,759	CMTRX00008282	Bank Transaction Entry	RCT000038445		\$2,141.52		
1/22/2018	350,760	CMTRX00008282	Bank Transaction Entry	RCT000038446		\$21,958.82		
1/22/2018	350,761	CMTRX00008282	Bank Transaction Entry	RCT000038447		\$4,023.09		
1/22/2018	350,762	CMTRX00008282	Bank Transaction Entry	RCT000038448		\$1,930.87		
1/22/2018	350,763	CMTRX00008282	Bank Transaction Entry	RCT000038449		\$112,376.24		
1/22/2018	350,764	CMTRX00008282	Bank Transaction Entry	RCT000038450		\$5,049.23		
1/22/2018	350,765	CMTRX00008282	Bank Transaction Entry	RCT000038451		\$2,071.08		
1/23/2018	351,038	CMTRX00008284	Bank Transaction Entry	RCT000038453		\$15,643.34		
1/23/2018	351,039	CMTRX00008284	Bank Transaction Entry	RCT000038454		\$20,702.97		
1/23/2018	351,040	CMTRX00008284	Bank Transaction Entry	RCT000038455		\$320.65		
1/23/2018	351,041	CMTRX00008284	Bank Transaction Entry	RCT000038456		\$6,765.37		
1/23/2018	351,042	CMTRX00008284	Bank Transaction Entry	RCT000038457		\$2,775.73		
1/23/2018	351,043	CMTRX00008284	Bank Transaction Entry	RCT000038458		\$113,041.04		
System:	DETAILED TRIAL B 9/24/2018	12:01:21 PM	Page:	62	User Date:	9/24/2018	User ID:	skampsen
N Ky Water District								
1/23/2018	351,044	CMTRX00008284	Bank Transaction Entry	RCT000038459		\$109.64		
1/23/2018	351,045	CMTRX00008284	Bank Transaction Entry	RCT000038460		\$5,589.27		
1/24/2018	351,046	CMTRX00008285	Bank Transaction Entry	RCT000038461		\$21,853.16		
1/24/2018	351,047	CMTRX00008285	Bank Transaction Entry	RCT000038462		\$19,161.28		
1/24/2018	351,048	CMTRX00008285	Bank Transaction Entry	RCT000038463		\$251.74		
1/24/2018	351,049	CMTRX00008285	Bank Transaction Entry	RCT000038464		\$8,265.98		
1/24/2018	351,050	CMTRX00008285	Bank Transaction Entry	RCT000038465		\$2,929.00		
1/24/2018	351,051	CMTRX00008285	Bank Transaction Entry	RCT000038466		\$214,095.66		
1/24/2018	351,052	CMTRX00008285	Bank Transaction Entry	RCT000038467		\$23,206.21		
1/24/2018	351,053	CMTRX00008285	Bank Transaction Entry	RCT000038468		\$1,010.41		
1/25/2018	351,054	CMTRX00008286	Bank Transaction Entry	RCT000038469		\$34,139.64		
1/25/2018	351,055	CMTRX00008286	Bank Transaction Entry	RCT000038470		\$16,974.83		
1/25/2018	351,056	CMTRX00008286	Bank Transaction Entry	RCT000038471		\$5,310.08		
1/25/2018	351,057	CMTRX00008286	Bank Transaction Entry	RCT000038472		\$16,591.39		
1/25/2018	351,058	CMTRX00008286	Bank Transaction Entry	RCT000038473		\$2,708.81		
1/25/2018	351,059	CMTRX00008286	Bank Transaction Entry	RCT000038474		\$84,052.90		
1/25/2018	351,060	CMTRX00008286	Bank Transaction Entry	RCT000038475		\$5,494.61		
1/26/2018	351,061	CMTRX00008287	Bank Transaction Entry	RCT000038476		\$15,444.47		
1/26/2018	351,062	CMTRX00008287	Bank Transaction Entry	RCT000038477		\$11,286.33		
1/26/2018	351,063	CMTRX00008287	Bank Transaction Entry	RCT000038478		\$525.60		
1/26/2018	351,064	CMTRX00008287	Bank Transaction Entry	RCT000038479		\$6,190.41		
1/26/2018	351,065	CMTRX00008287	Bank Transaction Entry	RCT000038480		\$1,676.57		
1/26/2018	351,066	CMTRX00008287	Bank Transaction Entry	RCT000038481		\$81,759.08		
1/26/2018	351,067	CMTRX00008287	Bank Transaction Entry	RCT000038482		\$3,555.44		
1/29/2018	351,068	CMTRX00008288	Bank Transaction Entry	RCT000038483		\$58,240.42		
1/29/2018	351,069	CMTRX00008288	Bank Transaction Entry	RCT000038484		\$34,212.10		

1/29/2018	351,070	CMTRX00008288	Bank Transaction Entry	RCT000038485		\$1,303.53		
1/29/2018	351,071	CMTRX00008288	Bank Transaction Entry	RCT000038486		\$14,844.53		
1/29/2018	351,072	CMTRX00008288	Bank Transaction Entry	RCT000038487		\$2,866.71		
1/29/2018	351,073	CMTRX00008288	Bank Transaction Entry	RCT000038488		\$33,664.76		
1/29/2018	351,074	CMTRX00008288	Bank Transaction Entry	RCT000038489		\$1,416.28		
1/29/2018	351,445	CMTRX00008292	Bank Transaction Entry	DAJ000038526	\$0.01			
1/29/2018	361,054	GLTRX00046844			\$1,329.09			
1/30/2018	351,075	CMTRX00008289	Bank Transaction Entry	RCT000038490		\$20,309.28		
1/30/2018	351,076	CMTRX00008289	Bank Transaction Entry	RCT000038491		\$12,408.86		
1/30/2018	351,077	CMTRX00008289	Bank Transaction Entry	RCT000038492		\$578.18		
1/30/2018	351,078	CMTRX00008289	Bank Transaction Entry	RCT000038493		\$11,316.19		
1/30/2018	351,079	CMTRX00008289	Bank Transaction Entry	RCT000038494		\$4,302.03		
1/30/2018	351,080	CMTRX00008289	Bank Transaction Entry	RCT000038495		\$181,880.37		
1/30/2018	351,081	CMTRX00008289	Bank Transaction Entry	RCT000038496		\$18,114.58		
1/30/2018	351,082	CMTRX00008289	Bank Transaction Entry	RCT000038497		\$2,312.18		
1/30/2018	361,072	GLTRX00046846			\$5,088.50			
1/31/2018	351,083	CMTRX00008290	Bank Transaction Entry	RCT000038498		\$31,892.73		
1/31/2018	351,084	CMTRX00008290	Bank Transaction Entry	RCT000038499		\$23,510.62		
1/31/2018	351,085	CMTRX00008290	Bank Transaction Entry	RCT000038500		\$2,867.87		
1/31/2018	351,086	CMTRX00008290	Bank Transaction Entry	RCT000038501		\$18,275.77		
1/31/2018	351,087	CMTRX00008290	Bank Transaction Entry	RCT000038502		\$1,451.94		
1/31/2018	351,088	CMTRX00008290	Bank Transaction Entry	RCT000038503		\$94,581.98		
1/31/2018	351,089	CMTRX00008290	Bank Transaction Entry	RCT000038504		\$36,677.27		
1/31/2018	351,150	GLTRX00045561			\$4,200,667.49			
1/31/2018	351,170	GLTRX00045561				\$50,290.89		
1/31/2018	351,171	GLTRX00045561			\$1,000.00			
1/31/2018	351,428	CMTRX00008292	Bank Transaction Entry	IAJ000038509		\$37,564.68		
1/31/2018	351,430	CMTRX00008292	Bank Transaction Entry	IAJ000038511		\$13,065.13		
1/31/2018	361,067	GLTRX00046845				\$825.72		
2/1/2018	351,969	CMTRX00008295	Bank Transaction Entry	RCT000038550		\$19,938.72		
2/1/2018	351,970	CMTRX00008295	Bank Transaction Entry	RCT000038551		\$14,571.83		
2/1/2018	351,971	CMTRX00008295	Bank Transaction Entry	RCT000038552		\$468.30		
2/1/2018	351,972	CMTRX00008295	Bank Transaction Entry	RCT000038553		\$8,633.95		
2/1/2018	351,973	CMTRX00008295	Bank Transaction Entry	RCT000038554		\$2,748.86		
2/1/2018	351,974	CMTRX00008295	Bank Transaction Entry	RCT000038555		\$13,065.13		
2/1/2018	351,975	CMTRX00008295	Bank Transaction Entry	RCT000038556		\$37,564.68		
2/1/2018	351,976	CMTRX00008295	Bank Transaction Entry	RCT000038557	\$317.69			
2/1/2018	352,937	CMTRX00008318	Bank Transaction Entry	DAJ000038718		\$37,564.68		
2/1/2018	352,938	CMTRX00008318	Bank Transaction Entry	DAJ000038719		\$13,065.13		
2/1/2018	352,941	CMTRX00008318	Bank Transaction Entry	DAJ000038722		\$3,391.81		
2/2/2018	351,979	CMTRX00008296	Bank Transaction Entry	RCT000038558		\$19,748.19		
2/2/2018	351,980	CMTRX00008296	Bank Transaction Entry	RCT000038559		\$13,692.23		
2/2/2018	351,981	CMTRX00008296	Bank Transaction Entry	RCT000038560		\$380.98		
2/2/2018	351,982	CMTRX00008296	Bank Transaction Entry	RCT000038561		\$9,125.61		
2/2/2018	351,983	CMTRX00008296	Bank Transaction Entry	RCT000038562		\$4,382.55		
2/2/2018	351,984	CMTRX00008296	Bank Transaction Entry	RCT000038563		\$65,068.85		
2/2/2018	351,985	CMTRX00008296	Bank Transaction Entry	RCT000038564		\$2,021.13		
2/5/2018	352,023	CMTRX00008297	Bank Transaction Entry	RCT000038565		\$53,774.55		
System:	DETAILED TRIAL B 9/24/2018	12:01:21 PM	Page:	63	User Date:	9/24/2018	User ID:	skampsen
N Ky Water District								
2/5/2018	352,024	CMTRX00008297	Bank Transaction Entry	RCT000038566		\$42,859.83		
2/5/2018	352,025	CMTRX00008297	Bank Transaction Entry	RCT000038567		\$1,448.93		
2/5/2018	352,026	CMTRX00008297	Bank Transaction Entry	RCT000038568		\$20,430.82		
2/5/2018	352,027	CMTRX00008297	Bank Transaction Entry	RCT000038569		\$3,670.77		
2/5/2018	352,028	CMTRX00008297	Bank Transaction Entry	RCT000038570		\$79,512.12		
2/5/2018	352,029	CMTRX00008297	Bank Transaction Entry	RCT000038571		\$342.22		
2/6/2018	352,030	CMTRX00008298	Bank Transaction Entry	RCT000038572		\$24,819.54		
2/6/2018	352,031	CMTRX00008298	Bank Transaction Entry	RCT000038573		\$24,517.41		
2/6/2018	352,032	CMTRX00008298	Bank Transaction Entry	RCT000038574		\$1,708.89		

2/6/2018	352,033	CMTRX00008298	Bank Transaction Entry	RCT000038575		\$8,094.77
2/6/2018	352,034	CMTRX00008298	Bank Transaction Entry	RCT000038576		\$5,825.11
2/6/2018	352,035	CMTRX00008298	Bank Transaction Entry	RCT000038577		\$243,896.33
2/6/2018	352,036	CMTRX00008298	Bank Transaction Entry	RCT000038578		\$39,757.49
2/6/2018	352,037	CMTRX00008298	Bank Transaction Entry	RCT000038579		\$49,170.25
2/6/2018	352,952	CMTRX00008319	Bank Transaction Entry	DAJ000038733	\$216.58	
2/7/2018	352,148	CMTRX00008299	Bank Transaction Entry	RCT000038580		\$37,735.00
2/7/2018	352,149	CMTRX00008299	Bank Transaction Entry	RCT000038581		\$29,423.01
2/7/2018	352,150	CMTRX00008299	Bank Transaction Entry	RCT000038582		\$1,539.49
2/7/2018	352,151	CMTRX00008299	Bank Transaction Entry	RCT000038583		\$15,191.22
2/7/2018	352,152	CMTRX00008299	Bank Transaction Entry	RCT000038584		\$4,397.81
2/7/2018	352,153	CMTRX00008299	Bank Transaction Entry	RCT000038585		\$92,137.48
2/7/2018	352,154	CMTRX00008299	Bank Transaction Entry	RCT000038586		\$11,014.20
2/7/2018	352,155	CMTRX00008299	Bank Transaction Entry	RCT000038587		\$8,949.21
2/8/2018	352,159	CMTRX00008300	Bank Transaction Entry	RCT000038588		\$33,069.55
2/8/2018	352,160	CMTRX00008300	Bank Transaction Entry	RCT000038589		\$22,346.40
2/8/2018	352,161	CMTRX00008300	Bank Transaction Entry	RCT000038590		\$2,935.38
2/8/2018	352,162	CMTRX00008300	Bank Transaction Entry	RCT000038591		\$22,075.17
2/8/2018	352,163	CMTRX00008300	Bank Transaction Entry	RCT000038592		\$1,929.77
2/8/2018	352,164	CMTRX00008300	Bank Transaction Entry	RCT000038593		\$90,322.68
2/8/2018	352,165	CMTRX00008300	Bank Transaction Entry	RCT000038594		\$34,976.30
2/9/2018	352,166	CMTRX00008301	Bank Transaction Entry	RCT000038595		\$19,128.51
2/9/2018	352,167	CMTRX00008301	Bank Transaction Entry	RCT000038596		\$16,578.20
2/9/2018	352,168	CMTRX00008301	Bank Transaction Entry	RCT000038597		\$970.60
2/9/2018	352,169	CMTRX00008301	Bank Transaction Entry	RCT000038598		\$7,501.59
2/9/2018	352,170	CMTRX00008301	Bank Transaction Entry	RCT000038599		\$3,608.93
2/9/2018	352,171	CMTRX00008301	Bank Transaction Entry	RCT000038600		\$73,309.99
2/9/2018	352,172	CMTRX00008301	Bank Transaction Entry	RCT000038601		\$660.77
2/9/2018	352,939	CMTRX00008318	Bank Transaction Entry	IAJ000038720		\$0.25
2/12/2018	352,178	CMTRX00008302	Bank Transaction Entry	RCT000038602		\$53,346.65
2/12/2018	352,179	CMTRX00008302	Bank Transaction Entry	RCT000038603		\$46,372.78
2/12/2018	352,180	CMTRX00008302	Bank Transaction Entry	RCT000038604		\$2,741.24
2/12/2018	352,181	CMTRX00008302	Bank Transaction Entry	RCT000038605		\$19,599.41
2/12/2018	352,182	CMTRX00008302	Bank Transaction Entry	RCT000038606		\$3,982.80
2/12/2018	352,183	CMTRX00008302	Bank Transaction Entry	RCT000038607		\$126,860.85
2/12/2018	352,184	CMTRX00008302	Bank Transaction Entry	RCT000038608		\$1,138.49
2/13/2018	352,185	CMTRX00008303	Bank Transaction Entry	RCT000038609		\$20,347.22
2/13/2018	352,186	CMTRX00008303	Bank Transaction Entry	RCT000038610		\$14,252.19
2/13/2018	352,187	CMTRX00008303	Bank Transaction Entry	RCT000038611		\$870.64
2/13/2018	352,188	CMTRX00008303	Bank Transaction Entry	RCT000038612		\$8,791.90
2/13/2018	352,189	CMTRX00008303	Bank Transaction Entry	RCT000038613		\$6,484.97
2/13/2018	352,190	CMTRX00008303	Bank Transaction Entry	RCT000038614		\$199,105.77
2/13/2018	352,191	CMTRX00008303	Bank Transaction Entry	RCT000038615		\$9,378.78
2/13/2018	352,192	CMTRX00008303	Bank Transaction Entry	RCT000038616		\$3,566.19
2/14/2018	352,194	CMTRX00008304	Bank Transaction Entry	RCT000038617		\$46,866.00
2/14/2018	352,195	CMTRX00008304	Bank Transaction Entry	RCT000038618		\$27,210.65
2/14/2018	352,196	CMTRX00008304	Bank Transaction Entry	RCT000038619		\$3,434.21
2/14/2018	352,197	CMTRX00008304	Bank Transaction Entry	RCT000038620		\$26,337.32
2/14/2018	352,198	CMTRX00008304	Bank Transaction Entry	RCT000038621		\$2,927.56
2/14/2018	352,199	CMTRX00008304	Bank Transaction Entry	RCT000038622		\$126,216.58
2/14/2018	352,200	CMTRX00008304	Bank Transaction Entry	RCT000038623		\$3,359.19
2/14/2018	352,201	CMTRX00008304	Bank Transaction Entry	RCT000038624		\$129,821.87
2/15/2018	352,202	CMTRX00008305	Bank Transaction Entry	RCT000038625		\$24,628.30
2/15/2018	352,203	CMTRX00008305	Bank Transaction Entry	RCT000038626		\$22,562.62
2/15/2018	352,204	CMTRX00008305	Bank Transaction Entry	RCT000038627		\$2,457.27
2/15/2018	352,205	CMTRX00008305	Bank Transaction Entry	RCT000038628		\$14,619.35
2/15/2018	352,206	CMTRX00008305	Bank Transaction Entry	RCT000038629		\$2,762.12
2/15/2018	352,207	CMTRX00008305	Bank Transaction Entry	RCT000038630		\$77,506.52
2/15/2018	352,208	CMTRX00008305	Bank Transaction Entry	RCT000038631		\$6,034.39

2/15/2018	352,209	CMTRX00008305	Bank Transaction Entry	RCT000038632		\$20,227.53
2/16/2018	352,210	CMTRX00008306	Bank Transaction Entry	RCT000038633		\$27,169.85
2/16/2018	352,211	CMTRX00008306	Bank Transaction Entry	RCT000038634		\$20,251.43
2/16/2018	352,212	CMTRX00008306	Bank Transaction Entry	RCT000038635		\$1,646.35
2/16/2018	352,213	CMTRX00008306	Bank Transaction Entry	RCT000038636		\$13,806.11
2/16/2018	352,214	CMTRX00008306	Bank Transaction Entry	RCT000038637		\$1,683.67
System:	DETAILED TRIAL B 9/24/2018	12:01:21 PM	Page:	64	User Date:	9/24/2018
					User ID:	skampsen
N Ky Water District						
2/16/2018	352,215	CMTRX00008306	Bank Transaction Entry	RCT000038638		\$66,859.55
2/16/2018	352,216	CMTRX00008306	Bank Transaction Entry	RCT000038639		\$7,655.64
2/19/2018	352,217	CMTRX00008307	Bank Transaction Entry	RCT000038640		\$51,619.64
2/19/2018	352,218	CMTRX00008307	Bank Transaction Entry	RCT000038641		\$37,400.21
2/19/2018	352,219	CMTRX00008307	Bank Transaction Entry	RCT000038642		\$1,113.85
2/19/2018	352,220	CMTRX00008307	Bank Transaction Entry	RCT000038643		\$15,696.21
2/19/2018	352,221	CMTRX00008307	Bank Transaction Entry	RCT000038644		\$5,140.36
2/19/2018	352,222	CMTRX00008307	Bank Transaction Entry	RCT000038645		\$76,678.23
2/19/2018	352,223	CMTRX00008307	Bank Transaction Entry	RCT000038646		\$88.36
2/19/2018	352,224	CMTRX00008307	Bank Transaction Entry	RCT000038647		\$71,854.69
2/20/2018	352,421	CMTRX00008309	Bank Transaction Entry	RCT000038649		\$17,099.72
2/20/2018	352,422	CMTRX00008309	Bank Transaction Entry	RCT000038650		\$12,366.54
2/20/2018	352,423	CMTRX00008309	Bank Transaction Entry	RCT000038651		\$760.63
2/20/2018	352,424	CMTRX00008309	Bank Transaction Entry	RCT000038652		\$6,571.52
2/20/2018	352,425	CMTRX00008309	Bank Transaction Entry	RCT000038653		\$3,363.44
2/20/2018	352,426	CMTRX00008309	Bank Transaction Entry	RCT000038654		\$12,794.05
2/20/2018	352,427	CMTRX00008309	Bank Transaction Entry	RCT000038655		\$1,815.13
2/21/2018	352,428	CMTRX00008310	Bank Transaction Entry	RCT000038656		\$33,672.57
2/21/2018	352,429	CMTRX00008310	Bank Transaction Entry	RCT000038657		\$20,488.55
2/21/2018	352,430	CMTRX00008310	Bank Transaction Entry	RCT000038658		\$2,117.44
2/21/2018	352,431	CMTRX00008310	Bank Transaction Entry	RCT000038659		\$17,868.85
2/21/2018	352,432	CMTRX00008310	Bank Transaction Entry	RCT000038660		\$1,951.03
2/21/2018	352,433	CMTRX00008310	Bank Transaction Entry	RCT000038661		\$149,265.85
2/21/2018	352,434	CMTRX00008310	Bank Transaction Entry	RCT000038662		\$1,198.13
2/22/2018	352,495	CMTRX00008311	Bank Transaction Entry	RCT000038663		\$18,172.54
2/22/2018	352,496	CMTRX00008311	Bank Transaction Entry	RCT000038664		\$11,437.50
2/22/2018	352,497	CMTRX00008311	Bank Transaction Entry	RCT000038665		\$199.34
2/22/2018	352,498	CMTRX00008311	Bank Transaction Entry	RCT000038666		\$5,418.32
2/22/2018	352,499	CMTRX00008311	Bank Transaction Entry	RCT000038667		\$2,556.29
2/22/2018	352,500	CMTRX00008311	Bank Transaction Entry	RCT000038668		\$153,367.64
2/22/2018	352,501	CMTRX00008311	Bank Transaction Entry	RCT000038669		\$4,788.28
2/22/2018	352,953	CMTRX00008319	Bank Transaction Entry	DAJ000038734		
2/22/2018	352,954	CMTRX00008319	Bank Transaction Entry	IAJ000038735	\$301.82	\$0.03
2/23/2018	352,652	CMTRX00008314	Bank Transaction Entry	RCT000038673		\$15,789.64
2/23/2018	352,653	CMTRX00008314	Bank Transaction Entry	RCT000038674		\$15,908.18
2/23/2018	352,654	CMTRX00008314	Bank Transaction Entry	RCT000038675		\$190.14
2/23/2018	352,655	CMTRX00008314	Bank Transaction Entry	RCT000038676		\$7,038.32
2/23/2018	352,656	CMTRX00008314	Bank Transaction Entry	RCT000038677		\$3,602.24
2/23/2018	352,657	CMTRX00008314	Bank Transaction Entry	RCT000038678		\$75,567.76
2/23/2018	352,658	CMTRX00008314	Bank Transaction Entry	RCT000038679		\$1,554.73
2/26/2018	352,659	CMTRX00008315	Bank Transaction Entry	RCT000038680		\$62,148.42
2/26/2018	352,660	CMTRX00008315	Bank Transaction Entry	RCT000038681		\$45,318.47
2/26/2018	352,661	CMTRX00008315	Bank Transaction Entry	RCT000038682		\$942.35
2/26/2018	352,662	CMTRX00008315	Bank Transaction Entry	RCT000038683		\$17,596.86
2/26/2018	352,663	CMTRX00008315	Bank Transaction Entry	RCT000038684		\$3,333.28
2/26/2018	352,664	CMTRX00008315	Bank Transaction Entry	RCT000038685		\$1,003.28
2/26/2018	352,940	CMTRX00008318	Bank Transaction Entry	IAJ000038721		\$0.25
2/26/2018	352,951	CMTRX00008319	Bank Transaction Entry	DAJ000038732	\$89.77	
2/26/2018	352,956	CMTRX00008319	Bank Transaction Entry	IAJ000038737		\$145,734.86
2/26/2018	361,055	GLTRX00046844			\$1,079.43	
2/27/2018	352,665	CMTRX00008316	Bank Transaction Entry	RCT000038686		\$22,128.70



2/27/2018	352,666	CMTRX00008316	Bank Transaction Entry	RCT000038687		\$15,829.20		
2/27/2018	352,667	CMTRX00008316	Bank Transaction Entry	RCT000038688		\$700.69		
2/27/2018	352,668	CMTRX00008316	Bank Transaction Entry	RCT000038689		\$8,543.11		
2/27/2018	352,669	CMTRX00008316	Bank Transaction Entry	RCT000038690		\$3,158.42		
2/27/2018	352,670	CMTRX00008316	Bank Transaction Entry	RCT000038691		\$168,180.71		
2/27/2018	352,671	CMTRX00008316	Bank Transaction Entry	RCT000038692		\$14,751.62		
2/27/2018	352,672	CMTRX00008316	Bank Transaction Entry	RCT000038693		\$1,681.86		
2/27/2018	352,955	CMTRX00008319	Bank Transaction Entry	IAJ000038736		\$22,700.08		
2/28/2018	352,649	GLTRX00045793			\$3,668,582.95			
2/28/2018	352,650	GLTRX00045793				\$19,090.16		
2/28/2018	352,651	GLTRX00045793			\$1,380.00			
2/28/2018	352,673	CMTRX00008317	Bank Transaction Entry	RCT000038694		\$36,835.78		
2/28/2018	352,674	CMTRX00008317	Bank Transaction Entry	RCT000038695		\$34,040.50		
2/28/2018	352,675	CMTRX00008317	Bank Transaction Entry	RCT000038696		\$5,826.16		
2/28/2018	352,676	CMTRX00008317	Bank Transaction Entry	RCT000038697		\$18,590.62		
2/28/2018	352,677	CMTRX00008317	Bank Transaction Entry	RCT000038698		\$1,615.52		
2/28/2018	352,678	CMTRX00008317	Bank Transaction Entry	RCT000038699		\$124,717.91		
2/28/2018	352,679	CMTRX00008317	Bank Transaction Entry	RCT000038700		\$13,267.36		
2/28/2018	352,680	CMTRX00008317	Bank Transaction Entry	RCT000038701		\$1,313.59		
2/28/2018	352,957	CMTRX00008319	Bank Transaction Entry	IAJ000038738		\$22,700.42		
2/28/2018	361,068	GLTRX00046845				\$918.25		
2/28/2018	361,073	GLTRX00046846			\$959.09			
3/1/2018	353,016	CMTRX00008324	Bank Transaction Entry	RCT000038745		\$33,695.62		
System:	DETAILED TRIAL B 9/24/2018	12:01:21 PM	Page:	65	User Date:	9/24/2018	User ID:	skampsen
N Ky Water District								
3/1/2018	353,017	CMTRX00008324	Bank Transaction Entry	RCT000038746		\$24,539.82		
3/1/2018	353,018	CMTRX00008324	Bank Transaction Entry	RCT000038747		\$2,076.31		
3/1/2018	353,019	CMTRX00008324	Bank Transaction Entry	RCT000038748		\$16,568.99		
3/1/2018	353,020	CMTRX00008324	Bank Transaction Entry	RCT000038749		\$2,006.38		
3/1/2018	353,021	CMTRX00008324	Bank Transaction Entry	RCT000038750		\$190,980.37		
3/1/2018	353,022	CMTRX00008324	Bank Transaction Entry	RCT000038751		\$3,272.71		
3/1/2018	354,388	CMTRX00008349	Bank Transaction Entry	DAJ000038952		\$6,302.19		
3/1/2018	354,394	CMTRX00008350	Bank Transaction Entry	DAJ000038958		\$154.99		
3/2/2018	353,023	CMTRX00008325	Bank Transaction Entry	RCT000038752		\$31,576.29		
3/2/2018	353,024	CMTRX00008325	Bank Transaction Entry	RCT000038753		\$25,507.14		
3/2/2018	353,025	CMTRX00008325	Bank Transaction Entry	RCT000038754		\$629.30		
3/2/2018	353,026	CMTRX00008325	Bank Transaction Entry	RCT000038755		\$13,232.47		
3/2/2018	353,027	CMTRX00008325	Bank Transaction Entry	RCT000038756		\$2,823.86		
3/2/2018	353,028	CMTRX00008325	Bank Transaction Entry	RCT000038757		\$110,292.46		
3/2/2018	353,029	CMTRX00008325	Bank Transaction Entry	RCT000038758		\$2,757.27		
3/2/2018	354,389	CMTRX00008349	Bank Transaction Entry	IAJ000038953		\$5,604.41		
3/5/2018	353,030	CMTRX00008326	Bank Transaction Entry	RCT000038759		\$55,239.78		
3/5/2018	353,031	CMTRX00008326	Bank Transaction Entry	RCT000038760		\$42,003.33		
3/5/2018	353,032	CMTRX00008326	Bank Transaction Entry	RCT000038761		\$1,188.52		
3/5/2018	353,033	CMTRX00008326	Bank Transaction Entry	RCT000038762		\$18,893.81		
3/5/2018	353,034	CMTRX00008326	Bank Transaction Entry	RCT000038763		\$4,600.23		
3/5/2018	353,035	CMTRX00008326	Bank Transaction Entry	RCT000038764		\$124,772.03		
3/5/2018	353,036	CMTRX00008326	Bank Transaction Entry	RCT000038765		\$56.09		
3/5/2018	353,037	CMTRX00008326	Bank Transaction Entry	RCT000038766		\$2,195.94		
3/6/2018	353,041	CMTRX00008327	Bank Transaction Entry	RCT000038767		\$17,630.25		
3/6/2018	353,042	CMTRX00008327	Bank Transaction Entry	RCT000038768		\$16,268.75		
3/6/2018	353,043	CMTRX00008327	Bank Transaction Entry	RCT000038769		\$694.73		
3/6/2018	353,044	CMTRX00008327	Bank Transaction Entry	RCT000038770		\$8,197.94		
3/6/2018	353,045	CMTRX00008327	Bank Transaction Entry	RCT000038771		\$5,271.19		
3/6/2018	353,046	CMTRX00008327	Bank Transaction Entry	RCT000038772		\$162,359.20		
3/6/2018	353,047	CMTRX00008327	Bank Transaction Entry	RCT000038773		\$12,208.08		
3/6/2018	353,048	CMTRX00008327	Bank Transaction Entry	RCT000038774		\$3,033.00		
3/7/2018	353,381	CMTRX00008329	Bank Transaction Entry	RCT000038778		\$37,886.57		
3/7/2018	353,382	CMTRX00008329	Bank Transaction Entry	RCT000038779		\$41,339.12		

3/7/2018	353,383	CMTRX00008329	Bank Transaction Entry	RCT000038780	\$3,272.53	
3/7/2018	353,384	CMTRX00008329	Bank Transaction Entry	RCT000038781	\$19,032.83	
3/7/2018	353,385	CMTRX00008329	Bank Transaction Entry	RCT000038782	\$3,938.46	
3/7/2018	353,386	CMTRX00008329	Bank Transaction Entry	RCT000038783	\$94,500.43	
3/7/2018	353,387	CMTRX00008329	Bank Transaction Entry	RCT000038784	\$6,408.81	
3/7/2018	353,388	CMTRX00008329	Bank Transaction Entry	RCT000038785	\$14,815.03	
3/8/2018	353,403	CMTRX00008330	Bank Transaction Entry	RCT000038786	\$22,792.90	
3/8/2018	353,404	CMTRX00008330	Bank Transaction Entry	RCT000038787	\$25,993.28	
3/8/2018	353,405	CMTRX00008330	Bank Transaction Entry	RCT000038788	\$1,227.16	
3/8/2018	353,406	CMTRX00008330	Bank Transaction Entry	RCT000038789	\$12,151.79	
3/8/2018	353,407	CMTRX00008330	Bank Transaction Entry	RCT000038790	\$2,206.90	
3/8/2018	353,408	CMTRX00008330	Bank Transaction Entry	RCT000038791	\$80,688.60	
3/8/2018	353,409	CMTRX00008330	Bank Transaction Entry	RCT000038792	\$33,710.69	
3/8/2018	353,410	CMTRX00008330	Bank Transaction Entry	RCT000038793	\$38,880.28	
3/9/2018	353,411	CMTRX00008331	Bank Transaction Entry	RCT000038794	\$39,104.81	
3/9/2018	353,412	CMTRX00008331	Bank Transaction Entry	RCT000038795	\$15,771.88	
3/9/2018	353,413	CMTRX00008331	Bank Transaction Entry	RCT000038796	\$552.12	
3/9/2018	353,414	CMTRX00008331	Bank Transaction Entry	RCT000038797	\$7,604.94	
3/9/2018	353,415	CMTRX00008331	Bank Transaction Entry	RCT000038798	\$1,597.01	
3/9/2018	353,416	CMTRX00008331	Bank Transaction Entry	RCT000038799	\$84,992.51	
3/9/2018	353,417	CMTRX00008331	Bank Transaction Entry	RCT000038800	\$7,458.84	
3/12/2018	353,418	CMTRX00008332	Bank Transaction Entry	RCT000038801	\$46,326.32	
3/12/2018	353,419	CMTRX00008332	Bank Transaction Entry	RCT000038802	\$37,519.20	
3/12/2018	353,420	CMTRX00008332	Bank Transaction Entry	RCT000038803	\$1,761.17	
3/12/2018	353,421	CMTRX00008332	Bank Transaction Entry	RCT000038804	\$15,200.12	
3/12/2018	353,422	CMTRX00008332	Bank Transaction Entry	RCT000038805	\$4,225.44	
3/12/2018	353,423	CMTRX00008332	Bank Transaction Entry	RCT000038806	\$138,238.60	
3/12/2018	353,424	CMTRX00008332	Bank Transaction Entry	RCT000038807	\$100.45	
3/12/2018	353,425	CMTRX00008332	Bank Transaction Entry	RCT000038808	\$1,470.75	
3/13/2018	353,426	CMTRX00008333	Bank Transaction Entry	RCT000038809	\$18,888.58	
3/13/2018	353,427	CMTRX00008333	Bank Transaction Entry	RCT000038810	\$17,526.19	
3/13/2018	353,428	CMTRX00008333	Bank Transaction Entry	RCT000038811	\$813.44	
3/13/2018	353,429	CMTRX00008333	Bank Transaction Entry	RCT000038812	\$10,480.50	
3/13/2018	353,430	CMTRX00008333	Bank Transaction Entry	RCT000038813	\$5,700.09	
3/13/2018	353,432	CMTRX00008333	Bank Transaction Entry	RCT000038815	\$93,850.68	
3/13/2018	353,433	CMTRX00008333	Bank Transaction Entry	RCT000038816	\$32,282.62	
3/13/2018	353,434	CMTRX00008333	Bank Transaction Entry	RCT000038817	\$5,978.12	
3/14/2018	353,561	CMTRX00008334	Bank Transaction Entry	RCT000038818	\$59,985.90	
3/14/2018	353,562	CMTRX00008334	Bank Transaction Entry	RCT000038819	\$36,988.03	
3/14/2018	353,563	CMTRX00008334	Bank Transaction Entry	RCT000038820	\$3,656.32	
System:	DETAILED TRIAL B 9/24/2018	12:01:21 PM	Page:	66	User Date: 9/24/2018	User ID: skampsen
N Ky Water District						
3/14/2018	353,564	CMTRX00008334	Bank Transaction Entry	RCT000038821	\$27,938.59	
3/14/2018	353,565	CMTRX00008334	Bank Transaction Entry	RCT000038822	\$2,691.28	
3/14/2018	353,566	CMTRX00008334	Bank Transaction Entry	RCT000038823	\$160,844.27	
3/14/2018	353,567	CMTRX00008334	Bank Transaction Entry	RCT000038824	\$2,296.17	
3/15/2018	353,568	CMTRX00008335	Bank Transaction Entry	RCT000038825	\$19,097.50	
3/15/2018	353,569	CMTRX00008335	Bank Transaction Entry	RCT000038826	\$14,502.44	
3/15/2018	353,570	CMTRX00008335	Bank Transaction Entry	RCT000038827	\$904.83	
3/15/2018	353,571	CMTRX00008335	Bank Transaction Entry	RCT000038828	\$8,818.74	
3/15/2018	353,572	CMTRX00008335	Bank Transaction Entry	RCT000038829	\$2,337.25	
3/15/2018	353,573	CMTRX00008335	Bank Transaction Entry	RCT000038830	\$29,809.26	
3/15/2018	353,574	CMTRX00008335	Bank Transaction Entry	RCT000038831	\$2,354.35	
3/16/2018	353,575	CMTRX00008336	Bank Transaction Entry	RCT000038832	\$18,723.84	
3/16/2018	353,576	CMTRX00008336	Bank Transaction Entry	RCT000038833	\$17,169.21	
3/16/2018	353,577	CMTRX00008336	Bank Transaction Entry	RCT000038834	\$611.94	
3/16/2018	353,578	CMTRX00008336	Bank Transaction Entry	RCT000038835	\$8,926.94	
3/16/2018	353,579	CMTRX00008336	Bank Transaction Entry	RCT000038836	\$3,149.46	
3/16/2018	353,580	CMTRX00008336	Bank Transaction Entry	RCT000038837	\$275,709.99	

3/16/2018	353,581	CMTRX00008336	Bank Transaction Entry	RCT000038838	\$3,129.11
3/19/2018	353,582	CMTRX00008337	Bank Transaction Entry	RCT000038839	\$56,274.10
3/19/2018	353,583	CMTRX00008337	Bank Transaction Entry	RCT000038840	\$39,510.03
3/19/2018	353,584	CMTRX00008337	Bank Transaction Entry	RCT000038841	\$756.80
3/19/2018	353,585	CMTRX00008337	Bank Transaction Entry	RCT000038842	\$17,876.39
3/19/2018	353,586	CMTRX00008337	Bank Transaction Entry	RCT000038843	\$5,218.21
3/19/2018	353,587	CMTRX00008337	Bank Transaction Entry	RCT000038844	\$80,484.15
3/19/2018	353,588	CMTRX00008337	Bank Transaction Entry	RCT000038845	\$1,765.79
3/20/2018	354,090	CMTRX00008339	Bank Transaction Entry	RCT000038849	\$20,461.03
3/20/2018	354,091	CMTRX00008339	Bank Transaction Entry	RCT000038850	\$11,378.71
3/20/2018	354,092	CMTRX00008339	Bank Transaction Entry	RCT000038851	\$275.64
3/20/2018	354,093	CMTRX00008339	Bank Transaction Entry	RCT000038852	\$6,498.50
3/20/2018	354,094	CMTRX00008339	Bank Transaction Entry	RCT000038853	\$6,525.23
3/20/2018	354,095	CMTRX00008339	Bank Transaction Entry	RCT000038854	\$237,642.80
3/20/2018	354,096	CMTRX00008339	Bank Transaction Entry	RCT000038855	\$20,210.84
3/20/2018	354,097	CMTRX00008339	Bank Transaction Entry	RCT000038856	\$9,918.71
3/21/2018	354,098	CMTRX00008340	Bank Transaction Entry	RCT000038857	\$49,619.82
3/21/2018	354,099	CMTRX00008340	Bank Transaction Entry	RCT000038858	\$31,653.67
3/21/2018	354,100	CMTRX00008340	Bank Transaction Entry	RCT000038859	\$4,987.56
3/21/2018	354,101	CMTRX00008340	Bank Transaction Entry	RCT000038860	\$24,566.54
3/21/2018	354,102	CMTRX00008340	Bank Transaction Entry	RCT000038861	\$5,349.21
3/21/2018	354,103	CMTRX00008340	Bank Transaction Entry	RCT000038862	\$158,030.04
3/21/2018	354,104	CMTRX00008340	Bank Transaction Entry	RCT000038863	\$7,595.49
3/21/2018	354,105	CMTRX00008340	Bank Transaction Entry	RCT000038864	\$10,896.00
3/21/2018	354,364	CMTRX00008349	Bank Transaction Entry	IAJ000038928	\$0.03
3/21/2018	361,056	GLTRX00046844			\$1,478.65
3/22/2018	354,106	CMTRX00008341	Bank Transaction Entry	RCT000038865	\$27,257.15
3/22/2018	354,107	CMTRX00008341	Bank Transaction Entry	RCT000038866	\$14,676.39
3/22/2018	354,108	CMTRX00008341	Bank Transaction Entry	RCT000038867	\$1,081.86
3/22/2018	354,109	CMTRX00008341	Bank Transaction Entry	RCT000038868	\$12,873.61
3/22/2018	354,110	CMTRX00008341	Bank Transaction Entry	RCT000038869	\$2,732.34
3/22/2018	354,111	CMTRX00008341	Bank Transaction Entry	RCT000038870	\$93,973.41
3/22/2018	354,112	CMTRX00008341	Bank Transaction Entry	RCT000038871	\$3,741.99
3/23/2018	354,113	CMTRX00008342	Bank Transaction Entry	RCT000038872	\$17,568.58
3/23/2018	354,114	CMTRX00008342	Bank Transaction Entry	RCT000038873	\$11,129.19
3/23/2018	354,115	CMTRX00008342	Bank Transaction Entry	RCT000038874	\$550.61
3/23/2018	354,116	CMTRX00008342	Bank Transaction Entry	RCT000038875	\$51,748.44
3/23/2018	354,117	CMTRX00008342	Bank Transaction Entry	RCT000038876	\$3,232.10
3/23/2018	354,118	CMTRX00008342	Bank Transaction Entry	RCT000038877	\$132,662.64
3/23/2018	354,119	CMTRX00008342	Bank Transaction Entry	RCT000038878	\$13,306.88
3/23/2018	354,365	CMTRX00008349	Bank Transaction Entry	IAJ000038929	\$0.25
3/26/2018	354,120	CMTRX00008343	Bank Transaction Entry	RCT000038879	\$34,036.88
3/26/2018	354,121	CMTRX00008343	Bank Transaction Entry	RCT000038880	\$35,431.81
3/26/2018	354,122	CMTRX00008343	Bank Transaction Entry	RCT000038881	\$352.32
3/26/2018	354,123	CMTRX00008343	Bank Transaction Entry	RCT000038882	\$10,540.80
3/26/2018	354,124	CMTRX00008343	Bank Transaction Entry	RCT000038883	\$1,835.96
3/26/2018	354,125	CMTRX00008343	Bank Transaction Entry	RCT000038884	\$146,967.41
3/26/2018	354,126	CMTRX00008343	Bank Transaction Entry	RCT000038885	\$34.95
3/26/2018	354,127	CMTRX00008343	Bank Transaction Entry	RCT000038886	\$2,217.98
3/27/2018	354,128	CMTRX00008344	Bank Transaction Entry	RCT000038887	\$18,214.05
3/27/2018	354,129	CMTRX00008344	Bank Transaction Entry	RCT000038888	\$11,664.13
3/27/2018	354,130	CMTRX00008344	Bank Transaction Entry	RCT000038889	\$235.06
3/27/2018	354,131	CMTRX00008344	Bank Transaction Entry	RCT000038890	\$6,437.10
3/27/2018	354,132	CMTRX00008344	Bank Transaction Entry	RCT000038891	\$3,991.86
3/27/2018	354,133	CMTRX00008344	Bank Transaction Entry	RCT000038892	\$238,036.41
3/27/2018	354,134	CMTRX00008344	Bank Transaction Entry	RCT000038893	\$2,373.27
3/27/2018	354,135	CMTRX00008344	Bank Transaction Entry	RCT000038894	\$3,800.20

3/28/2018	354,136	CMTRX00008345	Bank Transaction Entry	RCT000038895		\$55,560.84
3/28/2018	354,137	CMTRX00008345	Bank Transaction Entry	RCT000038896		\$18,203.86
3/28/2018	354,138	CMTRX00008345	Bank Transaction Entry	RCT000038897		\$1,609.16
3/28/2018	354,139	CMTRX00008345	Bank Transaction Entry	RCT000038898		\$8,579.69
3/28/2018	354,140	CMTRX00008345	Bank Transaction Entry	RCT000038899		\$2,316.60
3/28/2018	354,141	CMTRX00008345	Bank Transaction Entry	RCT000038900		\$102,506.04
3/28/2018	354,142	CMTRX00008345	Bank Transaction Entry	RCT000038901		\$5,604.33
3/28/2018	354,143	CMTRX00008345	Bank Transaction Entry	RCT000038902		\$2,168.70
3/28/2018	361,074	GLTRX00046846			\$2,731.15	
3/29/2018	354,260	CMTRX00008346	Bank Transaction Entry	RCT000038903		\$24,121.37
3/29/2018	354,261	CMTRX00008346	Bank Transaction Entry	RCT000038904		\$16,347.94
3/29/2018	354,262	CMTRX00008346	Bank Transaction Entry	RCT000038905		\$1,041.58
3/29/2018	354,263	CMTRX00008346	Bank Transaction Entry	RCT000038906		\$11,646.84
3/29/2018	354,264	CMTRX00008346	Bank Transaction Entry	RCT000038907		\$1,974.44
3/29/2018	354,265	CMTRX00008346	Bank Transaction Entry	RCT000038908		\$84,440.32
3/29/2018	354,266	CMTRX00008346	Bank Transaction Entry	RCT000038909		\$3,639.40
3/29/2018	354,267	CMTRX00008346	Bank Transaction Entry	RCT000038910		\$34,907.05
3/29/2018	354,366	CMTRX00008349	Bank Transaction Entry	IAJ000038930		\$0.60
3/29/2018	354,367	CMTRX00008349	Bank Transaction Entry	IAJ000038931		\$89,229.18
3/30/2018	354,278	GLTRX00045987			\$5,716,825.98	
3/30/2018	354,279	GLTRX00045987				\$5,860.46
3/30/2018	354,280	GLTRX00045987			\$1,000.00	
3/30/2018	354,368	CMTRX00008349	Bank Transaction Entry	IAJ000038932		\$102,656.61
3/30/2018	354,370	CMTRX00008349	Bank Transaction Entry	IAJ000038934		\$36,199.89
3/30/2018	354,391	CMTRX00008349	Bank Transaction Entry	DAJ000038955	\$22,700.08	
3/30/2018	354,392	CMTRX00008349	Bank Transaction Entry	DAJ000038956	\$145,579.87	
3/30/2018	354,393	CMTRX00008349	Bank Transaction Entry	DAJ000038957	\$22,700.42	
3/31/2018	361,069	GLTRX00046845				\$2,110.12
4/2/2018	354,775	CMTRX00008353	Bank Transaction Entry	RCT000038961		\$51,972.82
4/2/2018	354,776	CMTRX00008353	Bank Transaction Entry	RCT000038962		\$37,021.00
4/2/2018	354,777	CMTRX00008353	Bank Transaction Entry	RCT000038963		\$1,834.52
4/2/2018	354,778	CMTRX00008353	Bank Transaction Entry	RCT000038964		\$22,137.78
4/2/2018	354,779	CMTRX00008353	Bank Transaction Entry	RCT000038965		\$1,034.07
4/2/2018	354,780	CMTRX00008353	Bank Transaction Entry	RCT000038966		\$89,229.18
4/2/2018	354,781	CMTRX00008353	Bank Transaction Entry	RCT000038967		\$1,641.55
4/2/2018	355,687	CMTRX00008378	Bank Transaction Entry	DAJ000039145	\$89,229.18	
4/2/2018	355,688	CMTRX00008378	Bank Transaction Entry	DAJ000039146	\$102,656.61	
4/2/2018	355,690	CMTRX00008378	Bank Transaction Entry	DAJ000039148	\$36,199.89	
4/2/2018	355,706	CMTRX00008378	Bank Transaction Entry	DAJ000039164	\$113.10	
4/3/2018	354,782	CMTRX00008354	Bank Transaction Entry	RCT000038968		\$20,896.28
4/3/2018	354,783	CMTRX00008354	Bank Transaction Entry	RCT000038969		\$22,869.78
4/3/2018	354,784	CMTRX00008354	Bank Transaction Entry	RCT000038970		\$1,823.32
4/3/2018	354,785	CMTRX00008354	Bank Transaction Entry	RCT000038971		\$9,104.96
4/3/2018	354,786	CMTRX00008354	Bank Transaction Entry	RCT000038972		\$4,556.70
4/3/2018	354,787	CMTRX00008354	Bank Transaction Entry	RCT000038973		\$214,032.75
4/3/2018	354,788	CMTRX00008354	Bank Transaction Entry	RCT000038974		\$23.95
4/3/2018	354,789	CMTRX00008354	Bank Transaction Entry	RCT000038975		\$3,342.83
4/4/2018	354,790	CMTRX00008355	Bank Transaction Entry	RCT000038976		\$25,847.99
4/4/2018	354,791	CMTRX00008355	Bank Transaction Entry	RCT000038977		\$18,770.50
4/4/2018	354,792	CMTRX00008355	Bank Transaction Entry	RCT000038978		\$662.34
4/4/2018	354,793	CMTRX00008355	Bank Transaction Entry	RCT000038979		\$11,933.89
4/4/2018	354,794	CMTRX00008355	Bank Transaction Entry	RCT000038980		\$3,849.27
4/4/2018	354,795	CMTRX00008355	Bank Transaction Entry	RCT000038981		\$279,210.05
4/4/2018	354,796	CMTRX00008355	Bank Transaction Entry	RCT000038982		\$829.94
4/4/2018	354,797	CMTRX00008355	Bank Transaction Entry	RCT000038983		\$2,485.71
4/5/2018	354,798	CMTRX00008356	Bank Transaction Entry	RCT000038984		\$24,033.87
4/5/2018	354,799	CMTRX00008356	Bank Transaction Entry	RCT000038985		\$17,521.07
4/5/2018	354,800	CMTRX00008356	Bank Transaction Entry	RCT000038986		\$441.25
4/5/2018	354,801	CMTRX00008356	Bank Transaction Entry	RCT000038987		\$11,607.04

4/5/2018	354,802	CMTRX00008356	Bank Transaction Entry	RCT000038988		\$1,776.39		
4/5/2018	354,803	CMTRX00008356	Bank Transaction Entry	RCT000038989		\$143,793.73		
4/5/2018	354,804	CMTRX00008356	Bank Transaction Entry	RCT000038990		\$27,442.14		
4/5/2018	354,805	CMTRX00008356	Bank Transaction Entry	RCT000038991		\$1,587.61		
4/6/2018	354,863	CMTRX00008357	Bank Transaction Entry	RCT000038992		\$18,620.61		
4/6/2018	354,864	CMTRX00008357	Bank Transaction Entry	RCT000038993		\$15,454.16		
4/6/2018	354,865	CMTRX00008357	Bank Transaction Entry	RCT000038994		\$920.29		
4/6/2018	354,866	CMTRX00008357	Bank Transaction Entry	RCT000038995		\$7,214.83		
4/6/2018	354,867	CMTRX00008357	Bank Transaction Entry	RCT000038996		\$1,284.25		
4/6/2018	354,868	CMTRX00008357	Bank Transaction Entry	RCT000038997		\$84,673.46		
4/6/2018	354,869	CMTRX00008357	Bank Transaction Entry	RCT000038998		\$2,032.56		
4/6/2018	355,702	CMTRX00008378	Bank Transaction Entry	DAJ000039160	\$0.06			
4/6/2018	361,057	GLTRX00046844			\$961.34			
4/9/2018	354,870	CMTRX00008358	Bank Transaction Entry	RCT000038999		\$39,940.89		
4/9/2018	354,871	CMTRX00008358	Bank Transaction Entry	RCT000039000		\$29,290.17		
System:	DETAILED TRIAL B 9/24/2018	12:01:21 PM	Page:	68	User Date:	9/24/2018	User ID:	skampsen
N Ky Water District								
4/9/2018	354,872	CMTRX00008358	Bank Transaction Entry	RCT000039001		\$1,542.53		
4/9/2018	354,873	CMTRX00008358	Bank Transaction Entry	RCT000039002		\$16,456.27		
4/9/2018	354,874	CMTRX00008358	Bank Transaction Entry	RCT000039003		\$2,635.34		
4/9/2018	354,875	CMTRX00008358	Bank Transaction Entry	RCT000039004		\$253,018.71		
4/9/2018	354,876	CMTRX00008358	Bank Transaction Entry	RCT000039005		\$15,822.17		
4/10/2018	354,877	CMTRX00008359	Bank Transaction Entry	RCT000039006		\$22,098.26		
4/10/2018	354,878	CMTRX00008359	Bank Transaction Entry	RCT000039007		\$13,448.03		
4/10/2018	354,879	CMTRX00008359	Bank Transaction Entry	RCT000039008		\$1,019.28		
4/10/2018	354,880	CMTRX00008359	Bank Transaction Entry	RCT000039009		\$8,969.92		
4/10/2018	354,881	CMTRX00008359	Bank Transaction Entry	RCT000039010		\$4,644.25		
4/10/2018	354,882	CMTRX00008359	Bank Transaction Entry	RCT000039011		\$154,199.22		
4/10/2018	354,883	CMTRX00008359	Bank Transaction Entry	RCT000039012		\$22,887.84		
4/10/2018	354,884	CMTRX00008359	Bank Transaction Entry	RCT000039013		\$26,129.98		
4/11/2018	354,748	GLTRX00046045			\$39.97			
4/11/2018	354,749	GLTRX00046045			\$441.20			
4/11/2018	354,750	GLTRX00046045			\$283.31			
4/11/2018	354,751	GLTRX00046045			\$685.11			
4/11/2018	354,752	GLTRX00046045			\$824.56			
4/11/2018	354,753	GLTRX00046045			\$481.91			
4/11/2018	354,934	CMTRX00008360	Bank Transaction Entry	RCT000039014		\$48,547.47		
4/11/2018	354,967	CMTRX00008360	Bank Transaction Entry	RCT000039015		\$41,949.62		
4/11/2018	354,970	CMTRX00008360	Bank Transaction Entry	RCT000039016		\$4,939.77		
4/11/2018	354,971	CMTRX00008360	Bank Transaction Entry	RCT000039017		\$31,131.59		
4/11/2018	354,972	CMTRX00008360	Bank Transaction Entry	RCT000039018		\$3,000.10		
4/11/2018	354,973	CMTRX00008360	Bank Transaction Entry	RCT000039019		\$5,647.09		
4/11/2018	354,974	CMTRX00008360	Bank Transaction Entry	RCT000039020		\$3,922.05		
4/12/2018	354,975	CMTRX00008361	Bank Transaction Entry	RCT000039021		\$34,248.62		
4/12/2018	354,976	CMTRX00008361	Bank Transaction Entry	RCT000039022		\$20,392.05		
4/12/2018	354,977	CMTRX00008361	Bank Transaction Entry	RCT000039023		\$1,787.53		
4/12/2018	354,978	CMTRX00008361	Bank Transaction Entry	RCT000039024		\$13,861.80		
4/12/2018	354,979	CMTRX00008361	Bank Transaction Entry	RCT000039025		\$2,742.07		
4/12/2018	354,981	CMTRX00008361	Bank Transaction Entry	RCT000039027		\$431,075.09		
4/12/2018	354,982	CMTRX00008361	Bank Transaction Entry	RCT000039028		\$15,222.42		
4/13/2018	355,271	CMTRX00008363	Bank Transaction Entry	RCT000039030		\$17,778.12		
4/13/2018	355,272	CMTRX00008363	Bank Transaction Entry	RCT000039031		\$22,119.82		
4/13/2018	355,273	CMTRX00008363	Bank Transaction Entry	RCT000039032		\$805.01		
4/13/2018	355,274	CMTRX00008363	Bank Transaction Entry	RCT000039033		\$7,120.38		
4/13/2018	355,275	CMTRX00008363	Bank Transaction Entry	RCT000039034		\$2,084.98		
4/13/2018	355,276	CMTRX00008363	Bank Transaction Entry	RCT000039035		\$86,537.32		
4/13/2018	355,277	CMTRX00008363	Bank Transaction Entry	RCT000039036		\$9,934.16		
4/16/2018	355,278	CMTRX00008364	Bank Transaction Entry	RCT000039037		\$62,853.68		
4/16/2018	355,279	CMTRX00008364	Bank Transaction Entry	RCT000039038		\$42,358.97		

4/16/2018	355,280	CMTRX00008364	Bank Transaction Entry	RCT000039039		\$4,025.04		
4/16/2018	355,281	CMTRX00008364	Bank Transaction Entry	RCT000039040		\$47,288.40		
4/16/2018	355,282	CMTRX00008364	Bank Transaction Entry	RCT000039041		\$3,706.63		
4/16/2018	355,283	CMTRX00008364	Bank Transaction Entry	RCT000039042		\$157,575.39		
4/16/2018	355,284	CMTRX00008364	Bank Transaction Entry	RCT000039043		\$19,217.60		
4/16/2018	355,285	CMTRX00008364	Bank Transaction Entry	RCT000039044		\$2,213.69		
4/16/2018	355,712	CMTRX00008378	Bank Transaction Entry	IAJ000039170		\$145.77		
4/17/2018	355,286	CMTRX00008365	Bank Transaction Entry	RCT000039045		\$22,624.48		
4/17/2018	355,287	CMTRX00008365	Bank Transaction Entry	RCT000039046		\$14,781.57		
4/17/2018	355,288	CMTRX00008365	Bank Transaction Entry	RCT000039047		\$871.90		
4/17/2018	355,289	CMTRX00008365	Bank Transaction Entry	RCT000039048		\$8,245.29		
4/17/2018	355,290	CMTRX00008365	Bank Transaction Entry	RCT000039049		\$3,403.50		
4/17/2018	355,291	CMTRX00008365	Bank Transaction Entry	RCT000039050		\$175,921.17		
4/17/2018	355,292	CMTRX00008365	Bank Transaction Entry	RCT000039051		\$26,402.03		
4/17/2018	355,293	CMTRX00008365	Bank Transaction Entry	RCT000039052		\$5,004.70		
4/18/2018	355,294	CMTRX00008366	Bank Transaction Entry	RCT000039053		\$40,444.81		
4/18/2018	355,295	CMTRX00008366	Bank Transaction Entry	RCT000039054		\$27,370.31		
4/18/2018	355,296	CMTRX00008366	Bank Transaction Entry	RCT000039055		\$3,168.70		
4/18/2018	355,297	CMTRX00008366	Bank Transaction Entry	RCT000039056		\$26,510.33		
4/18/2018	355,298	CMTRX00008366	Bank Transaction Entry	RCT000039057		\$2,773.37		
4/18/2018	355,299	CMTRX00008366	Bank Transaction Entry	RCT000039058		\$64,874.33		
4/18/2018	355,300	CMTRX00008366	Bank Transaction Entry	RCT000039059		\$7,174.14		
4/18/2018	355,301	CMTRX00008366	Bank Transaction Entry	RCT000039060		\$3,167.89		
4/19/2018	355,302	CMTRX00008367	Bank Transaction Entry	RCT000039061		\$24,786.12		
4/19/2018	355,303	CMTRX00008367	Bank Transaction Entry	RCT000039062		\$19,256.69		
4/19/2018	355,304	CMTRX00008367	Bank Transaction Entry	RCT000039063		\$1,417.73		
4/19/2018	355,305	CMTRX00008367	Bank Transaction Entry	RCT000039064		\$9,791.82		
4/19/2018	355,306	CMTRX00008367	Bank Transaction Entry	RCT000039065		\$2,205.84		
4/19/2018	355,307	CMTRX00008367	Bank Transaction Entry	RCT000039066		\$97,245.12		
4/19/2018	355,308	CMTRX00008367	Bank Transaction Entry	RCT000039067		\$2,829.26		
4/20/2018	355,309	CMTRX00008368	Bank Transaction Entry	RCT000039068		\$20,881.74		
4/20/2018	355,310	CMTRX00008368	Bank Transaction Entry	RCT000039069		\$16,002.30		
System:	DETAILED TRIAL B 9/24/2018	12:01:21 PM	Page:	69	User Date:	9/24/2018	User ID:	skampsen
N Ky Water District								
4/20/2018	355,311	CMTRX00008368	Bank Transaction Entry	RCT000039070		\$937.03		
4/20/2018	355,312	CMTRX00008368	Bank Transaction Entry	RCT000039071		\$11,068.66		
4/20/2018	355,313	CMTRX00008368	Bank Transaction Entry	RCT000039072		\$3,019.10		
4/20/2018	355,314	CMTRX00008368	Bank Transaction Entry	RCT000039073		\$45,936.13		
4/20/2018	355,315	CMTRX00008368	Bank Transaction Entry	RCT000039074		\$1,664.87		
4/23/2018	355,602	CMTRX00008370	Bank Transaction Entry	RCT000039077		\$51,921.09		
4/23/2018	355,603	CMTRX00008370	Bank Transaction Entry	RCT000039078		\$37,797.93		
4/23/2018	355,604	CMTRX00008370	Bank Transaction Entry	RCT000039079		\$1,067.38		
4/23/2018	355,605	CMTRX00008370	Bank Transaction Entry	RCT000039080		\$57,020.38		
4/23/2018	355,606	CMTRX00008370	Bank Transaction Entry	RCT000039081		\$3,323.76		
4/23/2018	355,607	CMTRX00008370	Bank Transaction Entry	RCT000039082		\$81,363.42		
4/23/2018	355,608	CMTRX00008370	Bank Transaction Entry	RCT000039083		\$1,680.79		
4/23/2018	355,609	CMTRX00008370	Bank Transaction Entry	RCT000039084		\$9,029.93		
4/23/2018	355,691	CMTRX00008378	Bank Transaction Entry	IAJ000039149		\$0.50		
4/23/2018	355,708	CMTRX00008378	Bank Transaction Entry	DAJ000039166		\$521.04		
4/24/2018	355,610	CMTRX00008371	Bank Transaction Entry	RCT000039085		\$17,377.78		
4/24/2018	355,611	CMTRX00008371	Bank Transaction Entry	RCT000039086		\$13,609.52		
4/24/2018	355,612	CMTRX00008371	Bank Transaction Entry	RCT000039087		\$581.86		
4/24/2018	355,613	CMTRX00008371	Bank Transaction Entry	RCT000039088		\$7,389.27		
4/24/2018	355,614	CMTRX00008371	Bank Transaction Entry	RCT000039089		\$5,355.18		
4/24/2018	355,615	CMTRX00008371	Bank Transaction Entry	RCT000039090		\$202,796.70		
4/24/2018	355,616	CMTRX00008371	Bank Transaction Entry	RCT000039091		\$4,219.33		
4/24/2018	355,617	CMTRX00008371	Bank Transaction Entry	RCT000039092		\$2,520.19		
4/24/2018	355,985	GLTRX00046194				\$1,250.00		
4/24/2018	355,985	GLTRX00046194				\$250.00		

4/25/2018	355,618	CMTRX00008372	Bank Transaction Entry	RCT000039093		\$34,082.86		
4/25/2018	355,619	CMTRX00008372	Bank Transaction Entry	RCT000039094		\$22,464.44		
4/25/2018	355,620	CMTRX00008372	Bank Transaction Entry	RCT000039095		\$1,798.56		
4/25/2018	355,621	CMTRX00008372	Bank Transaction Entry	RCT000039096		\$15,298.59		
4/25/2018	355,622	CMTRX00008372	Bank Transaction Entry	RCT000039097		\$2,471.03		
4/25/2018	355,623	CMTRX00008372	Bank Transaction Entry	RCT000039098		\$85,002.27		
4/25/2018	355,624	CMTRX00008372	Bank Transaction Entry	RCT000039099		\$21,990.05		
4/25/2018	355,625	CMTRX00008372	Bank Transaction Entry	RCT000039100		\$3,804.58		
4/26/2018	355,626	CMTRX00008373	Bank Transaction Entry	RCT000039101		\$32,573.76		
4/26/2018	355,627	CMTRX00008373	Bank Transaction Entry	RCT000039102		\$20,095.67		
4/26/2018	355,628	CMTRX00008373	Bank Transaction Entry	RCT000039103		\$2,727.84		
4/26/2018	355,629	CMTRX00008373	Bank Transaction Entry	RCT000039104		\$19,692.35		
4/26/2018	355,630	CMTRX00008373	Bank Transaction Entry	RCT000039105		\$1,596.93		
4/26/2018	355,631	CMTRX00008373	Bank Transaction Entry	RCT000039106		\$54,758.33		
4/26/2018	355,632	CMTRX00008373	Bank Transaction Entry	RCT000039107		\$24,318.45		
4/26/2018	355,705	CMTRX00008378	Bank Transaction Entry	DAJ000039163				
4/26/2018	361,058	GLTRX00046844			\$135.00			
4/27/2018	355,633	CMTRX00008374	Bank Transaction Entry	RCT000039108		\$1,296.16		
4/27/2018	355,634	CMTRX00008374	Bank Transaction Entry	RCT000039109		\$20,814.35		
4/27/2018	355,635	CMTRX00008374	Bank Transaction Entry	RCT000039110		\$14,267.49		
4/27/2018	355,636	CMTRX00008374	Bank Transaction Entry	RCT000039111		\$780.25		
4/27/2018	355,637	CMTRX00008374	Bank Transaction Entry	RCT000039112		\$6,789.51		
4/27/2018	355,638	CMTRX00008374	Bank Transaction Entry	RCT000039113		\$2,011.27		
4/27/2018	355,639	CMTRX00008374	Bank Transaction Entry	RCT000039114		\$47,357.06		
4/27/2018	361,075	GLTRX00046846			\$5,721.77	\$1,022.66		
4/30/2018	355,640	CMTRX00008375	Bank Transaction Entry	RCT000039115		\$40,142.10		
4/30/2018	355,641	CMTRX00008375	Bank Transaction Entry	RCT000039116		\$26,740.11		
4/30/2018	355,642	CMTRX00008375	Bank Transaction Entry	RCT000039117		\$777.36		
4/30/2018	355,643	CMTRX00008375	Bank Transaction Entry	RCT000039118		\$12,133.72		
4/30/2018	355,644	CMTRX00008375	Bank Transaction Entry	RCT000039119		\$1,720.09		
4/30/2018	355,645	CMTRX00008375	Bank Transaction Entry	RCT000039120		\$64,843.15		
4/30/2018	355,646	CMTRX00008375	Bank Transaction Entry	RCT000039121		\$828.01		
4/30/2018	355,704	CMTRX00008378	Bank Transaction Entry	DAJ000039162				
4/30/2018	355,709	CMTRX00008378	Bank Transaction Entry	IAJ000039167	\$1,048.99	\$79,494.13		
4/30/2018	355,710	CMTRX00008378	Bank Transaction Entry	IAJ000039168		\$790.66		
4/30/2018	355,711	CMTRX00008378	Bank Transaction Entry	IAJ000039169		\$37,609.15		
4/30/2018	355,714	GLTRX00046172			\$3,977,646.20			
4/30/2018	355,715	GLTRX00046172				\$14,642.33		
4/30/2018	355,716	GLTRX00046172			\$620.00			
4/30/2018	361,070	GLTRX00046845				\$2,025.81		
5/1/2018	356,459	CMTRX00008382	Bank Transaction Entry	RCT000039176		\$17,422.50		
5/1/2018	356,460	CMTRX00008382	Bank Transaction Entry	RCT000039177		\$9,011.66		
5/1/2018	356,461	CMTRX00008382	Bank Transaction Entry	RCT000039178		\$949.56		
5/1/2018	356,462	CMTRX00008382	Bank Transaction Entry	RCT000039179		\$6,836.43		
5/1/2018	356,463	CMTRX00008382	Bank Transaction Entry	RCT000039180		\$2,501.83		
5/1/2018	356,464	CMTRX00008382	Bank Transaction Entry	RCT000039181		\$79,494.13		
5/1/2018	356,465	CMTRX00008382	Bank Transaction Entry	RCT000039182		\$17,203.92		
5/1/2018	356,466	CMTRX00008382	Bank Transaction Entry	RCT000039183		\$2,105.47		
5/1/2018	357,135	CMTRX00008407	Bank Transaction Entry	DAJ000039366		\$79,494.13		
System:	DETAILED TRIAL B 9/24/2018	12:01:21 PM	Page:	70	User Date:	9/24/2018	User ID:	skampsen
N Ky Water District								
5/1/2018	357,136	CMTRX00008407	Bank Transaction Entry	DAJ000039367		\$790.66		
5/1/2018	357,137	CMTRX00008407	Bank Transaction Entry	DAJ000039368		\$37,609.15		
5/2/2018	356,467	CMTRX00008383	Bank Transaction Entry	RCT000039184		\$31,285.13		
5/2/2018	356,468	CMTRX00008383	Bank Transaction Entry	RCT000039185		\$23,198.41		
5/2/2018	356,469	CMTRX00008383	Bank Transaction Entry	RCT000039186		\$2,484.77		
5/2/2018	356,470	CMTRX00008383	Bank Transaction Entry	RCT000039187		\$28,838.36		
5/2/2018	356,471	CMTRX00008383	Bank Transaction Entry	RCT000039188		\$1,721.35		
5/2/2018	356,472	CMTRX00008383	Bank Transaction Entry	RCT000039189		\$451,866.57		

5/2/2018	356,473	CMTRX00008383	Bank Transaction Entry	RCT000039190	\$1,535.79
5/3/2018	356,474	CMTRX00008384	Bank Transaction Entry	RCT000039191	\$28,904.16
5/3/2018	356,475	CMTRX00008384	Bank Transaction Entry	RCT000039192	\$20,686.62
5/3/2018	356,476	CMTRX00008384	Bank Transaction Entry	RCT000039193	\$621.49
5/3/2018	356,477	CMTRX00008384	Bank Transaction Entry	RCT000039194	\$13,637.52
5/3/2018	356,478	CMTRX00008384	Bank Transaction Entry	RCT000039195	\$3,779.93
5/3/2018	356,479	CMTRX00008384	Bank Transaction Entry	RCT000039196	\$79,989.63
5/3/2018	356,480	CMTRX00008384	Bank Transaction Entry	RCT000039197	\$41,151.55
5/4/2018	356,481	CMTRX00008385	Bank Transaction Entry	RCT000039198	\$19,759.13
5/4/2018	356,482	CMTRX00008385	Bank Transaction Entry	RCT000039199	\$10,285.53
5/4/2018	356,483	CMTRX00008385	Bank Transaction Entry	RCT000039200	\$459.52
5/4/2018	356,484	CMTRX00008385	Bank Transaction Entry	RCT000039201	\$8,047.52
5/4/2018	356,485	CMTRX00008385	Bank Transaction Entry	RCT000039202	\$3,968.31
5/4/2018	356,486	CMTRX00008385	Bank Transaction Entry	RCT000039203	\$118,702.94
5/4/2018	356,487	CMTRX00008385	Bank Transaction Entry	RCT000039204	\$993.55
5/7/2018	356,488	CMTRX00008386	Bank Transaction Entry	RCT000039205	\$41,201.86
5/7/2018	356,489	CMTRX00008386	Bank Transaction Entry	RCT000039206	\$30,455.16
5/7/2018	356,490	CMTRX00008386	Bank Transaction Entry	RCT000039207	\$398.11
5/7/2018	356,491	CMTRX00008386	Bank Transaction Entry	RCT000039208	\$17,384.03
5/7/2018	356,492	CMTRX00008386	Bank Transaction Entry	RCT000039209	\$3,304.68
5/7/2018	356,493	CMTRX00008386	Bank Transaction Entry	RCT000039210	\$49,481.91
5/7/2018	356,494	CMTRX00008386	Bank Transaction Entry	RCT000039211	\$1,583.32
5/8/2018	356,496	CMTRX00008387	Bank Transaction Entry	RCT000039212	\$15,018.03
5/8/2018	356,497	CMTRX00008387	Bank Transaction Entry	RCT000039213	\$11,456.60
5/8/2018	356,498	CMTRX00008387	Bank Transaction Entry	RCT000039214	\$505.14
5/8/2018	356,499	CMTRX00008387	Bank Transaction Entry	RCT000039215	\$5,765.34
5/8/2018	356,500	CMTRX00008387	Bank Transaction Entry	RCT000039216	\$4,654.08
5/8/2018	356,501	CMTRX00008387	Bank Transaction Entry	RCT000039217	\$51,155.60
5/8/2018	356,502	CMTRX00008387	Bank Transaction Entry	RCT000039218	\$5,759.85
5/8/2018	356,503	CMTRX00008387	Bank Transaction Entry	RCT000039219	\$7,454.34
5/9/2018	356,504	CMTRX00008388	Bank Transaction Entry	RCT000039220	\$31,259.65
5/9/2018	356,505	CMTRX00008388	Bank Transaction Entry	RCT000039221	\$20,874.34
5/9/2018	356,506	CMTRX00008388	Bank Transaction Entry	RCT000039222	\$1,555.06
5/9/2018	356,507	CMTRX00008388	Bank Transaction Entry	RCT000039223	\$20,506.06
5/9/2018	356,508	CMTRX00008388	Bank Transaction Entry	RCT000039224	\$3,315.23
5/9/2018	356,509	CMTRX00008388	Bank Transaction Entry	RCT000039225	\$216,669.38
5/9/2018	356,510	CMTRX00008388	Bank Transaction Entry	RCT000039226	\$10,132.80
5/9/2018	356,511	CMTRX00008388	Bank Transaction Entry	RCT000039227	\$2,198.46
5/9/2018	357,139	CMTRX00008407	Bank Transaction Entry	IAJ000039370	\$100.00
5/10/2018	356,512	CMTRX00008389	Bank Transaction Entry	RCT000039228	\$25,992.00
5/10/2018	356,513	CMTRX00008389	Bank Transaction Entry	RCT000039229	\$22,904.22
5/10/2018	356,514	CMTRX00008389	Bank Transaction Entry	RCT000039230	\$2,461.00
5/10/2018	356,515	CMTRX00008389	Bank Transaction Entry	RCT000039231	\$12,793.43
5/10/2018	356,516	CMTRX00008389	Bank Transaction Entry	RCT000039232	\$2,506.67
5/10/2018	356,517	CMTRX00008389	Bank Transaction Entry	RCT000039233	\$97,012.97
5/10/2018	356,518	CMTRX00008389	Bank Transaction Entry	RCT000039234	\$12,206.96
5/11/2018	356,519	CMTRX00008390	Bank Transaction Entry	RCT000039235	\$16,700.28
5/11/2018	356,520	CMTRX00008390	Bank Transaction Entry	RCT000039236	\$17,257.04
5/11/2018	356,521	CMTRX00008390	Bank Transaction Entry	RCT000039237	\$898.54
5/11/2018	356,522	CMTRX00008390	Bank Transaction Entry	RCT000039238	\$6,958.82
5/11/2018	356,523	CMTRX00008390	Bank Transaction Entry	RCT000039239	\$2,019.20
5/11/2018	356,524	CMTRX00008390	Bank Transaction Entry	RCT000039240	\$149,304.91
5/11/2018	356,525	CMTRX00008390	Bank Transaction Entry	RCT000039241	\$2,743.28
5/14/2018	356,526	CMTRX00008391	Bank Transaction Entry	RCT000039242	\$58,139.80
5/14/2018	356,527	CMTRX00008391	Bank Transaction Entry	RCT000039243	\$57,731.84
5/14/2018	356,528	CMTRX00008391	Bank Transaction Entry	RCT000039244	\$3,016.70
5/14/2018	356,529	CMTRX00008391	Bank Transaction Entry	RCT000039245	\$32,476.28
5/14/2018	356,530	CMTRX00008391	Bank Transaction Entry	RCT000039246	\$4,160.01
5/14/2018	356,531	CMTRX00008391	Bank Transaction Entry	RCT000039247	\$43,551.75



5/14/2018	356,532	CMTRX00008391	Bank Transaction Entry	RCT000039248		\$8,088.50
5/14/2018	356,533	CMTRX00008391	Bank Transaction Entry	RCT000039249		\$10,118.00
5/14/2018	357,155	CMTRX00008407	Bank Transaction Entry	DAJ000039386	\$100.00	
5/15/2018	356,872	CMTRX00008393	Bank Transaction Entry	RCT000039251		\$12,888.47
5/15/2018	356,873	CMTRX00008393	Bank Transaction Entry	RCT000039252		\$11,009.49
5/15/2018	356,874	CMTRX00008393	Bank Transaction Entry	RCT000039253		\$970.87
5/15/2018	356,875	CMTRX00008393	Bank Transaction Entry	RCT000039254		\$5,954.71
System:	DETAILED TRIAL B	9/24/2018	12:01:21 PM	Page:	71	User Date: 9/24/2018 User ID: skampsen
N Ky Water District						
5/15/2018	356,876	CMTRX00008393	Bank Transaction Entry	RCT000039255		\$2,823.30
5/15/2018	356,877	CMTRX00008393	Bank Transaction Entry	RCT000039256		\$77,235.37
5/15/2018	356,878	CMTRX00008393	Bank Transaction Entry	RCT000039257		\$2,985.78
5/15/2018	356,879	CMTRX00008393	Bank Transaction Entry	RCT000039258		\$2,886.65
5/16/2018	356,880	CMTRX00008394	Bank Transaction Entry	RCT000039259		\$23,332.52
5/16/2018	356,881	CMTRX00008394	Bank Transaction Entry	RCT000039260		\$22,016.08
5/16/2018	356,882	CMTRX00008394	Bank Transaction Entry	RCT000039261		\$2,177.50
5/16/2018	356,883	CMTRX00008394	Bank Transaction Entry	RCT000039262		\$18,832.24
5/16/2018	356,884	CMTRX00008394	Bank Transaction Entry	RCT000039263		\$2,269.21
5/16/2018	356,885	CMTRX00008394	Bank Transaction Entry	RCT000039264		\$117,676.21
5/16/2018	356,886	CMTRX00008394	Bank Transaction Entry	RCT000039265		\$35,292.57
5/16/2018	356,887	CMTRX00008394	Bank Transaction Entry	RCT000039266		\$1,165.39
5/17/2018	356,888	CMTRX00008395	Bank Transaction Entry	RCT000039267		\$26,108.04
5/17/2018	356,889	CMTRX00008395	Bank Transaction Entry	RCT000039268		\$26,329.68
5/17/2018	356,890	CMTRX00008395	Bank Transaction Entry	RCT000039269		\$2,691.09
5/17/2018	356,891	CMTRX00008395	Bank Transaction Entry	RCT000039270		\$18,320.82
5/17/2018	356,892	CMTRX00008395	Bank Transaction Entry	RCT000039271		\$2,977.36
5/17/2018	356,893	CMTRX00008395	Bank Transaction Entry	RCT000039272		\$77,438.67
5/17/2018	356,894	CMTRX00008395	Bank Transaction Entry	RCT000039273		\$357.99
5/18/2018	356,895	CMTRX00008396	Bank Transaction Entry	RCT000039274		\$16,694.09
5/18/2018	356,896	CMTRX00008396	Bank Transaction Entry	RCT000039275		\$15,225.33
5/18/2018	356,897	CMTRX00008396	Bank Transaction Entry	RCT000039276		\$547.25
5/18/2018	356,898	CMTRX00008396	Bank Transaction Entry	RCT000039277		\$8,442.28
5/18/2018	356,899	CMTRX00008396	Bank Transaction Entry	RCT000039278		\$1,279.07
5/18/2018	356,901	CMTRX00008396	Bank Transaction Entry	RCT000039280		\$87,481.05
5/18/2018	356,902	CMTRX00008396	Bank Transaction Entry	RCT000039281		\$1,251.38
5/21/2018	356,903	CMTRX00008397	Bank Transaction Entry	RCT000039282		\$44,433.22
5/21/2018	356,904	CMTRX00008397	Bank Transaction Entry	RCT000039283		\$36,978.75
5/21/2018	356,905	CMTRX00008397	Bank Transaction Entry	RCT000039284		\$1,291.41
5/21/2018	356,906	CMTRX00008397	Bank Transaction Entry	RCT000039285		\$15,530.87
5/21/2018	356,907	CMTRX00008397	Bank Transaction Entry	RCT000039286		\$3,154.78
5/21/2018	356,908	CMTRX00008397	Bank Transaction Entry	RCT000039287		\$105,386.98
5/21/2018	356,909	CMTRX00008397	Bank Transaction Entry	RCT000039288		\$39.63
5/21/2018	356,910	CMTRX00008397	Bank Transaction Entry	RCT000039289		\$1,021.14
5/22/2018	356,911	CMTRX00008398	Bank Transaction Entry	RCT000039290		\$19,397.39
5/22/2018	356,912	CMTRX00008398	Bank Transaction Entry	RCT000039291		\$11,083.11
5/22/2018	356,913	CMTRX00008398	Bank Transaction Entry	RCT000039292		\$1,286.28
5/22/2018	356,914	CMTRX00008398	Bank Transaction Entry	RCT000039293		\$5,229.27
5/22/2018	356,915	CMTRX00008398	Bank Transaction Entry	RCT000039294		\$4,971.93
5/22/2018	356,916	CMTRX00008398	Bank Transaction Entry	RCT000039295		\$102,112.09
5/22/2018	356,917	CMTRX00008398	Bank Transaction Entry	RCT000039296		\$14,433.43
5/22/2018	356,918	CMTRX00008398	Bank Transaction Entry	RCT000039297		\$2,640.55
5/22/2018	357,160	CMTRX00008407	Bank Transaction Entry	IAJ000039391		\$12,421.10
5/23/2018	356,919	CMTRX00008399	Bank Transaction Entry	RCT000039298		\$33,722.87
5/23/2018	356,920	CMTRX00008399	Bank Transaction Entry	RCT000039299		\$26,507.61
5/23/2018	356,921	CMTRX00008399	Bank Transaction Entry	RCT000039300		\$2,374.95
5/23/2018	356,922	CMTRX00008399	Bank Transaction Entry	RCT000039301		\$60,686.15
5/23/2018	356,923	CMTRX00008399	Bank Transaction Entry	RCT000039302		\$1,401.36
5/23/2018	356,924	CMTRX00008399	Bank Transaction Entry	RCT000039303		\$124,092.31
5/23/2018	356,925	CMTRX00008399	Bank Transaction Entry	RCT000039304		\$13,912.69

5/23/2018	356,926	CMTRX00008399	Bank Transaction Entry	RCT000039305		\$11,807.16		
5/24/2018	356,927	CMTRX00008400	Bank Transaction Entry	RCT000039306		\$29,365.72		
5/24/2018	356,928	CMTRX00008400	Bank Transaction Entry	RCT000039307		\$25,550.44		
5/24/2018	356,929	CMTRX00008400	Bank Transaction Entry	RCT000039308		\$3,496.54		
5/24/2018	356,930	CMTRX00008400	Bank Transaction Entry	RCT000039309		\$17,439.91		
5/24/2018	356,931	CMTRX00008400	Bank Transaction Entry	RCT000039310		\$975.53		
5/24/2018	356,932	CMTRX00008400	Bank Transaction Entry	RCT000039311		\$65,183.47		
5/24/2018	356,933	CMTRX00008400	Bank Transaction Entry	RCT000039312		\$6,160.60		
5/25/2018	356,934	CMTRX00008401	Bank Transaction Entry	RCT000039313		\$15,892.37		
5/25/2018	356,935	CMTRX00008401	Bank Transaction Entry	RCT000039314		\$11,598.72		
5/25/2018	356,936	CMTRX00008401	Bank Transaction Entry	RCT000039315		\$682.93		
5/25/2018	356,937	CMTRX00008401	Bank Transaction Entry	RCT000039316		\$5,530.25		
5/25/2018	356,938	CMTRX00008401	Bank Transaction Entry	RCT000039317		\$1,932.52		
5/25/2018	356,939	CMTRX00008401	Bank Transaction Entry	RCT000039318		\$143,217.65		
5/25/2018	356,940	CMTRX00008401	Bank Transaction Entry	RCT000039319	\$364.87			
5/25/2018	357,140	CMTRX00008407	Bank Transaction Entry	DAJ000039371	\$0.07			
5/25/2018	361,059	GLTRX00046844			\$1,150.94			
5/25/2018	361,060	GLTRX00046844			\$50.33			
5/29/2018	356,941	CMTRX00008402	Bank Transaction Entry	RCT000039320		\$39,224.63		
5/29/2018	356,942	CMTRX00008402	Bank Transaction Entry	RCT000039321		\$28,701.80		
5/29/2018	356,943	CMTRX00008402	Bank Transaction Entry	RCT000039322		\$646.15		
5/29/2018	356,944	CMTRX00008402	Bank Transaction Entry	RCT000039323		\$13,580.37		
5/29/2018	356,945	CMTRX00008402	Bank Transaction Entry	RCT000039324		\$2,247.09		
5/29/2018	356,946	CMTRX00008402	Bank Transaction Entry	RCT000039325		\$64,270.61		
System:	DETAILED TRIAL B 9/24/2018	12:01:21 PM	Page:	72	User Date:	9/24/2018	User ID:	skampsen
N Ky Water District								
5/29/2018	356,947	CMTRX00008402	Bank Transaction Entry	RCT000039326		\$191.84		
5/29/2018	356,948	CMTRX00008402	Bank Transaction Entry	RCT000039327		\$571.32		
5/29/2018	361,076	GLTRX00046846				\$2,290.74		
5/30/2018	356,949	CMTRX00008403	Bank Transaction Entry	RCT000039328		\$21,181.82		
5/30/2018	356,950	CMTRX00008403	Bank Transaction Entry	RCT000039329		\$14,224.46		
5/30/2018	356,951	CMTRX00008403	Bank Transaction Entry	RCT000039330		\$2,937.27		
5/30/2018	356,952	CMTRX00008403	Bank Transaction Entry	RCT000039331		\$8,900.87		
5/30/2018	356,953	CMTRX00008403	Bank Transaction Entry	RCT000039332		\$3,147.68		
5/30/2018	356,954	CMTRX00008403	Bank Transaction Entry	RCT000039333		\$137,836.48		
5/30/2018	356,955	CMTRX00008403	Bank Transaction Entry	RCT000039334		\$11,704.40		
5/30/2018	356,956	CMTRX00008403	Bank Transaction Entry	RCT000039335		\$40,762.40		
5/30/2018	357,141	CMTRX00008407	Bank Transaction Entry	IAJ000039372		\$0.03		
5/31/2018	356,957	CMTRX00008404	Bank Transaction Entry	RCT000039336		\$35,172.09		
5/31/2018	356,958	CMTRX00008404	Bank Transaction Entry	RCT000039337		\$24,037.57		
5/31/2018	356,959	CMTRX00008404	Bank Transaction Entry	RCT000039338		\$2,084.82		
5/31/2018	356,960	CMTRX00008404	Bank Transaction Entry	RCT000039339		\$18,402.22		
5/31/2018	356,961	CMTRX00008404	Bank Transaction Entry	RCT000039340		\$2,204.90		
5/31/2018	356,962	CMTRX00008404	Bank Transaction Entry	RCT000039341		\$36,219.22		
5/31/2018	356,963	CMTRX00008404	Bank Transaction Entry	RCT000039342		\$9,369.51		
5/31/2018	356,964	CMTRX00008404	Bank Transaction Entry	RCT000039343		\$1,039.12		
5/31/2018	356,990	GLTRX00046310				\$3,493,166.95		
5/31/2018	356,991	GLTRX00046310				\$19,699.06		
5/31/2018	356,992	GLTRX00046310				\$1,080.00		
5/31/2018	357,143	CMTRX00008407	Bank Transaction Entry	IAJ000039374		\$92,967.28		
5/31/2018	357,144	CMTRX00008407	Bank Transaction Entry	DAJ000039375		\$1,785.61		
5/31/2018	357,161	CMTRX00008407	Bank Transaction Entry	IAJ000039392		\$0.50		
5/31/2018	357,581	GLTRX00046385				\$1,250.00		
5/31/2018	361,071	GLTRX00046845				\$1,685.34		
6/1/2018	357,531	CMTRX00008408	Bank Transaction Entry	RCT000039394		\$25,511.86		
6/1/2018	357,532	CMTRX00008408	Bank Transaction Entry	RCT000039395		\$27,059.51		
6/1/2018	357,533	CMTRX00008408	Bank Transaction Entry	RCT000039396		\$2,869.22		
6/1/2018	357,534	CMTRX00008408	Bank Transaction Entry	RCT000039397		\$16,997.56		
6/1/2018	357,535	CMTRX00008408	Bank Transaction Entry	RCT000039398		\$1,551.85		

6/1/2018	357,536	CMTRX00008408	Bank Transaction Entry	RCT000039399			\$12,421.10	
6/1/2018	357,537	CMTRX00008408	Bank Transaction Entry	RCT000039400			\$92,967.28	
6/1/2018	357,538	CMTRX00008408	Bank Transaction Entry	RCT000039401			\$1,140.50	
6/1/2018	358,851	CMTRX00008435	Bank Transaction Entry	DAJ000039575	\$92,967.28			
6/1/2018	358,852	CMTRX00008435	Bank Transaction Entry	DAJ000039576	\$12,421.10			
6/1/2018	358,853	CMTRX00008435	Bank Transaction Entry	IAJ000039577			\$288.38	
6/4/2018	357,539	CMTRX00008409	Bank Transaction Entry	RCT000039402			\$47,378.53	
6/4/2018	357,540	CMTRX00008409	Bank Transaction Entry	RCT000039403			\$34,034.44	
6/4/2018	357,541	CMTRX00008409	Bank Transaction Entry	RCT000039404			\$1,290.42	
6/4/2018	357,542	CMTRX00008409	Bank Transaction Entry	RCT000039405			\$14,868.57	
6/4/2018	357,543	CMTRX00008409	Bank Transaction Entry	RCT000039406			\$2,665.81	
6/4/2018	357,544	CMTRX00008409	Bank Transaction Entry	RCT000039407			\$2,000.38	
6/5/2018	357,545	CMTRX00008410	Bank Transaction Entry	RCT000039408			\$15,455.46	
6/5/2018	357,546	CMTRX00008410	Bank Transaction Entry	RCT000039409			\$12,270.62	
6/5/2018	357,547	CMTRX00008410	Bank Transaction Entry	RCT000039410			\$724.40	
6/5/2018	357,548	CMTRX00008410	Bank Transaction Entry	RCT000039411			\$5,433.91	
6/5/2018	357,549	CMTRX00008410	Bank Transaction Entry	RCT000039412			\$186,998.84	
6/5/2018	357,550	CMTRX00008410	Bank Transaction Entry	RCT000039413			\$5,956.98	
6/5/2018	357,551	CMTRX00008410	Bank Transaction Entry	RCT000039414	\$311.42			
6/5/2018	358,854	CMTRX00008435	Bank Transaction Entry	IAJ000039578			\$6,982.50	
6/6/2018	357,552	CMTRX00008411	Bank Transaction Entry	RCT000039415			\$25,101.55	
6/6/2018	357,553	CMTRX00008411	Bank Transaction Entry	RCT000039416			\$18,206.47	
6/6/2018	357,554	CMTRX00008411	Bank Transaction Entry	RCT000039417			\$1,755.46	
6/6/2018	357,555	CMTRX00008411	Bank Transaction Entry	RCT000039418			\$1,529.92	
6/6/2018	357,556	CMTRX00008411	Bank Transaction Entry	RCT000039419			\$91,134.51	
6/6/2018	357,557	CMTRX00008411	Bank Transaction Entry	RCT000039420			\$26,924.56	
6/6/2018	357,558	CMTRX00008411	Bank Transaction Entry	RCT000039421			\$979.45	
6/6/2018	358,855	CMTRX00008435	Bank Transaction Entry	IAJ000039579			\$11,302.25	
6/7/2018	357,559	CMTRX00008412	Bank Transaction Entry	RCT000039422			\$15,732.24	
6/7/2018	357,560	CMTRX00008412	Bank Transaction Entry	RCT000039423			\$12,221.60	
6/7/2018	357,561	CMTRX00008412	Bank Transaction Entry	RCT000039424			\$225.35	
6/7/2018	357,562	CMTRX00008412	Bank Transaction Entry	RCT000039425			\$8,814.57	
6/7/2018	357,563	CMTRX00008412	Bank Transaction Entry	RCT000039426			\$2,342.00	
6/7/2018	357,564	CMTRX00008412	Bank Transaction Entry	RCT000039427			\$76,422.25	
6/7/2018	357,565	CMTRX00008412	Bank Transaction Entry	RCT000039428			\$22,134.27	
6/8/2018	357,566	CMTRX00008413	Bank Transaction Entry	RCT000039429			\$34,140.03	
6/8/2018	357,567	CMTRX00008413	Bank Transaction Entry	RCT000039430			\$12,422.33	
6/8/2018	357,568	CMTRX00008413	Bank Transaction Entry	RCT000039431			\$709.39	
6/8/2018	357,569	CMTRX00008413	Bank Transaction Entry	RCT000039432			\$8,865.53	
6/8/2018	357,570	CMTRX00008413	Bank Transaction Entry	RCT000039433			\$2,196.30	
6/8/2018	357,571	CMTRX00008413	Bank Transaction Entry	RCT000039434			\$95,892.17	
System:	DETAILED TRIAL B 9/24/2018	12:01:21 PM	Page:	73	User Date:	9/24/2018	User ID:	skampsen
N Ky Water District								
6/8/2018	357,572	CMTRX00008413	Bank Transaction Entry	RCT000039435			\$1,490.99	
6/8/2018	358,859	CMTRX00008435	Bank Transaction Entry	DAJ000039583		\$10.00		
6/8/2018	358,860	CMTRX00008435	Bank Transaction Entry	DAJ000039584		\$0.05		
6/11/2018	357,573	CMTRX00008414	Bank Transaction Entry	RCT000039436			\$44,058.42	
6/11/2018	357,574	CMTRX00008414	Bank Transaction Entry	RCT000039437			\$47,980.02	
6/11/2018	357,575	CMTRX00008414	Bank Transaction Entry	RCT000039438			\$819.60	
6/11/2018	357,576	CMTRX00008414	Bank Transaction Entry	RCT000039439			\$16,455.61	
6/11/2018	357,577	CMTRX00008414	Bank Transaction Entry	RCT000039440			\$2,378.17	
6/11/2018	357,578	CMTRX00008414	Bank Transaction Entry	RCT000039441			\$90,071.50	
6/11/2018	357,579	CMTRX00008414	Bank Transaction Entry	RCT000039442			\$42.62	
6/11/2018	357,580	CMTRX00008414	Bank Transaction Entry	RCT000039443			\$2,377.69	
6/12/2018	357,848	CMTRX00008416	Bank Transaction Entry	RCT000039445			\$17,183.09	
6/12/2018	357,849	CMTRX00008416	Bank Transaction Entry	RCT000039446			\$11,950.67	
6/12/2018	357,850	CMTRX00008416	Bank Transaction Entry	RCT000039447			\$330.53	
6/12/2018	357,851	CMTRX00008416	Bank Transaction Entry	RCT000039448			\$5,803.34	
6/12/2018	357,852	CMTRX00008416	Bank Transaction Entry	RCT000039449			\$81,269.17	

6/12/2018	357,853	CMTRX00008416	Bank Transaction Entry	RCT000039450		\$19,444.37
6/12/2018	357,854	CMTRX00008416	Bank Transaction Entry	RCT000039451		\$8,776.12
6/12/2018	358,856	CMTRX00008435	Bank Transaction Entry	IAJ000039580		\$8,954.24
6/13/2018	357,855	CMTRX00008417	Bank Transaction Entry	RCT000039452		\$45,339.50
6/13/2018	357,856	CMTRX00008417	Bank Transaction Entry	RCT000039453		\$32,294.10
6/13/2018	357,857	CMTRX00008417	Bank Transaction Entry	RCT000039454		\$2,231.71
6/13/2018	357,858	CMTRX00008417	Bank Transaction Entry	RCT000039455		\$23,423.00
6/13/2018	357,859	CMTRX00008417	Bank Transaction Entry	RCT000039456		\$2,729.10
6/13/2018	357,860	CMTRX00008417	Bank Transaction Entry	RCT000039457		\$6,215.25
6/13/2018	357,861	CMTRX00008417	Bank Transaction Entry	RCT000039458		\$120,752.47
6/13/2018	357,862	CMTRX00008417	Bank Transaction Entry	RCT000039459		\$12,475.01
6/13/2018	357,863	CMTRX00008417	Bank Transaction Entry	RCT000039460		\$10,384.03
6/14/2018	357,864	CMTRX00008418	Bank Transaction Entry	RCT000039461		\$46,818.43
6/14/2018	357,865	CMTRX00008418	Bank Transaction Entry	RCT000039462		\$33,908.52
6/14/2018	357,866	CMTRX00008418	Bank Transaction Entry	RCT000039463		\$2,823.20
6/14/2018	357,867	CMTRX00008418	Bank Transaction Entry	RCT000039464		\$30,478.04
6/14/2018	357,868	CMTRX00008418	Bank Transaction Entry	RCT000039465		\$3,549.70
6/14/2018	357,869	CMTRX00008418	Bank Transaction Entry	RCT000039466		\$40,091.74
6/14/2018	357,870	CMTRX00008418	Bank Transaction Entry	RCT000039467		\$659.23
6/15/2018	357,704	GLTRX00046397			\$1,027.25	
6/15/2018	357,871	CMTRX00008419	Bank Transaction Entry	RCT000039468		\$22,782.68
6/15/2018	357,872	CMTRX00008419	Bank Transaction Entry	RCT000039469		\$16,335.98
6/15/2018	357,873	CMTRX00008419	Bank Transaction Entry	RCT000039470		\$1,541.53
6/15/2018	357,874	CMTRX00008419	Bank Transaction Entry	RCT000039471		\$8,806.17
6/15/2018	357,875	CMTRX00008419	Bank Transaction Entry	RCT000039472		\$2,731.99
6/15/2018	357,876	CMTRX00008419	Bank Transaction Entry	RCT000039473		\$141,888.28
6/15/2018	357,877	CMTRX00008419	Bank Transaction Entry	RCT000039474		\$1,300.09
6/15/2018	358,862	CMTRX00008435	Bank Transaction Entry	DAJ000039586	\$2,510.47	
6/18/2018	357,878	CMTRX00008420	Bank Transaction Entry	RCT000039475		\$51,785.45
6/18/2018	357,879	CMTRX00008420	Bank Transaction Entry	RCT000039476		\$32,770.84
6/18/2018	357,880	CMTRX00008420	Bank Transaction Entry	RCT000039477		\$950.01
6/18/2018	357,881	CMTRX00008420	Bank Transaction Entry	RCT000039478		\$17,019.71
6/18/2018	357,882	CMTRX00008420	Bank Transaction Entry	RCT000039479		\$3,897.15
6/18/2018	357,884	CMTRX00008420	Bank Transaction Entry	RCT000039481		\$163,678.22
6/18/2018	357,885	CMTRX00008420	Bank Transaction Entry	RCT000039482		\$45.01
6/19/2018	358,202	CMTRX00008422	Bank Transaction Entry	RCT000039484		\$15,914.03
6/19/2018	358,203	CMTRX00008422	Bank Transaction Entry	RCT000039485		\$10,165.79
6/19/2018	358,204	CMTRX00008422	Bank Transaction Entry	RCT000039486		\$871.83
6/19/2018	358,205	CMTRX00008422	Bank Transaction Entry	RCT000039487		\$4,554.65
6/19/2018	358,206	CMTRX00008422	Bank Transaction Entry	RCT000039488		\$5,277.39
6/19/2018	358,207	CMTRX00008422	Bank Transaction Entry	RCT000039489		\$143,452.51
6/19/2018	358,208	CMTRX00008422	Bank Transaction Entry	RCT000039490		\$14,264.57
6/19/2018	358,209	CMTRX00008422	Bank Transaction Entry	RCT000039491		\$3,312.15
6/19/2018	361,061	GLTRX00046844			\$1,258.93	
6/20/2018	358,210	CMTRX00008423	Bank Transaction Entry	RCT000039492		\$35,092.06
6/20/2018	358,211	CMTRX00008423	Bank Transaction Entry	RCT000039493		\$21,486.14
6/20/2018	358,212	CMTRX00008423	Bank Transaction Entry	RCT000039494		\$4,099.84
6/20/2018	358,213	CMTRX00008423	Bank Transaction Entry	RCT000039495		\$21,038.61
6/20/2018	358,214	CMTRX00008423	Bank Transaction Entry	RCT000039496		\$5,142.19
6/20/2018	358,215	CMTRX00008423	Bank Transaction Entry	RCT000039497		\$99,389.98
6/20/2018	358,216	CMTRX00008423	Bank Transaction Entry	RCT000039498		\$2,230.63
6/21/2018	358,217	CMTRX00008424	Bank Transaction Entry	RCT000039499		\$17,563.64
6/21/2018	358,218	CMTRX00008424	Bank Transaction Entry	RCT000039500		\$12,551.04
6/21/2018	358,219	CMTRX00008424	Bank Transaction Entry	RCT000039501		\$351.66
6/21/2018	358,220	CMTRX00008424	Bank Transaction Entry	RCT000039502		\$4,070.21
6/21/2018	358,221	CMTRX00008424	Bank Transaction Entry	RCT000039503		\$3,426.88
6/21/2018	358,222	CMTRX00008424	Bank Transaction Entry	RCT000039504		\$303,323.23
6/21/2018	358,223	CMTRX00008424	Bank Transaction Entry	RCT000039505		\$7,198.23

N Ky Water District

6/21/2018	358,224	CMTRX00008424	Bank Transaction Entry	RCT000039506		\$899.79
6/22/2018	358,225	CMTRX00008425	Bank Transaction Entry	RCT000039507		\$27,400.57
6/22/2018	358,226	CMTRX00008425	Bank Transaction Entry	RCT000039508		\$20,219.38
6/22/2018	358,227	CMTRX00008425	Bank Transaction Entry	RCT000039509		\$1,373.10
6/22/2018	358,228	CMTRX00008425	Bank Transaction Entry	RCT000039510		\$8,926.74
6/22/2018	358,229	CMTRX00008425	Bank Transaction Entry	RCT000039511		\$3,211.15
6/22/2018	358,230	CMTRX00008425	Bank Transaction Entry	RCT000039512		\$83,662.38
6/22/2018	358,231	CMTRX00008425	Bank Transaction Entry	RCT000039513		\$2,651.20
6/25/2018	358,232	CMTRX00008426	Bank Transaction Entry	RCT000039514		\$43,315.21
6/25/2018	358,233	CMTRX00008426	Bank Transaction Entry	RCT000039515		\$38,030.67
6/25/2018	358,234	CMTRX00008426	Bank Transaction Entry	RCT000039516		\$738.48
6/25/2018	358,235	CMTRX00008426	Bank Transaction Entry	RCT000039517		\$85,227.63
6/25/2018	358,236	CMTRX00008426	Bank Transaction Entry	RCT000039518		\$3,469.68
6/25/2018	358,237	CMTRX00008426	Bank Transaction Entry	RCT000039519		\$75,321.29
6/25/2018	358,238	CMTRX00008426	Bank Transaction Entry	RCT000039520		\$13.91
6/25/2018	358,239	CMTRX00008426	Bank Transaction Entry	RCT000039521		\$253.07
6/25/2018	358,861	CMTRX00008435	Bank Transaction Entry	DAJ000039585	\$10.00	
6/26/2018	358,240	CMTRX00008427	Bank Transaction Entry	RCT000039522		\$14,152.13
6/26/2018	358,241	CMTRX00008427	Bank Transaction Entry	RCT000039523		\$11,616.41
6/26/2018	358,242	CMTRX00008427	Bank Transaction Entry	RCT000039524		\$714.47
6/26/2018	358,243	CMTRX00008427	Bank Transaction Entry	RCT000039525		\$5,182.63
6/26/2018	358,244	CMTRX00008427	Bank Transaction Entry	RCT000039526		\$4,218.24
6/26/2018	358,245	CMTRX00008427	Bank Transaction Entry	RCT000039527		\$289,107.44
6/26/2018	358,246	CMTRX00008427	Bank Transaction Entry	RCT000039528		\$2,072.49
6/26/2018	358,247	CMTRX00008427	Bank Transaction Entry	RCT000039529		\$2,232.28
6/27/2018	358,321	CMTRX00008430	Bank Transaction Entry	RCT000039533		\$24,729.35
6/27/2018	358,322	CMTRX00008430	Bank Transaction Entry	RCT000039534		\$18,902.97
6/27/2018	358,323	CMTRX00008430	Bank Transaction Entry	RCT000039535		\$1,166.46
6/27/2018	358,324	CMTRX00008430	Bank Transaction Entry	RCT000039536		\$8,555.11
6/27/2018	358,325	CMTRX00008430	Bank Transaction Entry	RCT000039537		\$1,393.45
6/27/2018	358,326	CMTRX00008430	Bank Transaction Entry	RCT000039538		\$185,954.83
6/27/2018	358,327	CMTRX00008430	Bank Transaction Entry	RCT000039539		\$5,764.85
6/27/2018	358,328	CMTRX00008430	Bank Transaction Entry	RCT000039540		\$876.06
6/28/2018	358,329	CMTRX00008431	Bank Transaction Entry	RCT000039541		\$21,380.82
6/28/2018	358,330	CMTRX00008431	Bank Transaction Entry	RCT000039542		\$14,791.52
6/28/2018	358,331	CMTRX00008431	Bank Transaction Entry	RCT000039543		\$1,170.60
6/28/2018	358,332	CMTRX00008431	Bank Transaction Entry	RCT000039544		\$14,364.15
6/28/2018	358,333	CMTRX00008431	Bank Transaction Entry	RCT000039545		\$1,539.40
6/28/2018	358,334	CMTRX00008431	Bank Transaction Entry	RCT000039546		\$152,024.66
6/28/2018	358,335	CMTRX00008431	Bank Transaction Entry	RCT000039547		\$3,324.29
6/28/2018	358,336	CMTRX00008431	Bank Transaction Entry	RCT000039548		\$3,029.95
6/29/2018	358,844	CMTRX00008434	Bank Transaction Entry	RCT000039568		\$14,557.71
6/29/2018	358,845	CMTRX00008434	Bank Transaction Entry	RCT000039569		\$9,466.65
6/29/2018	358,846	CMTRX00008434	Bank Transaction Entry	RCT000039570		\$550.99
6/29/2018	358,847	CMTRX00008434	Bank Transaction Entry	RCT000039571		\$6,169.79
6/29/2018	358,848	CMTRX00008434	Bank Transaction Entry	RCT000039572		\$1,188.97
6/29/2018	358,849	CMTRX00008434	Bank Transaction Entry	RCT000039573		\$31,421.53
6/29/2018	358,850	CMTRX00008434	Bank Transaction Entry	RCT000039574		\$1,553.09
6/29/2018	358,857	CMTRX00008435	Bank Transaction Entry	IAJ000039581		\$132,809.07
6/29/2018	361,062	GLTRX00046844			\$216.70	
6/29/2018	361,077	GLTRX00046846			\$1,066.66	
6/30/2018	358,838	GLTRX00046549			\$5,852,026.01	
6/30/2018	358,839	GLTRX00046549				\$26,034.79
6/30/2018	358,840	GLTRX00046549			\$1,140.00	
6/30/2018	359,054	GLTRX00046593			\$24,176.32	
6/30/2018	359,055	GLTRX00046594				\$24,176.32
6/30/2018	359,056	GLTRX00046595			\$22,776.04	
6/30/2018	361,084	GLTRX00046847				\$10,665.38

Account: 142-0002-000			Totals:	Account: 142-0001-000	Net Change	Ending Balance			
Trx Date	Jrnl No.	Orig. Audit Trail	Description:	A/R Monthly Billings	(\$620,478.50)	\$4,865,479.57	\$27,854,350.57	\$28,474,829.07	
Trx Date	Jrnl No.	Orig. Audit Trail	Distribution Reference	Beginning Balance:	\$375.89				
				Orig. Master Number	Orig. Master Name		Debit	Credit	
1/12/2018	350,495	CMTRX00008275	Bank Transaction Entry	RCT000038401				\$355.89	
2/26/2018	352,503	GLTRX00045757					\$278.49		
3/12/2018	353,425	CMTRX00008332	Bank Transaction Entry	RCT000038808				\$278.49	
3/28/2018	354,053	GLTRX00045955					\$385.96		
4/6/2018	354,869	CMTRX00008357	Bank Transaction Entry	RCT000038998				\$385.96	
5/1/2018	356,989	GLTRX00046309					\$278.49		
5/4/2018	356,487	CMTRX00008385	Bank Transaction Entry	RCT000039204				\$545.25	
6/13/2018	357,863	CMTRX00008417	Bank Transaction Entry	RCT000039460				\$278.49	
6/30/2018	358,389	GLTRX00046475					\$287.17		
6/30/2018	358,914	GLTRX00046575					\$545.25		
System:	DETAILED TRIAL B 9/24/2018		12:01:21 PM	Page:	75	User Date:	9/24/2018	User ID:	skampsen
N Ky Water District									
6/30/2018	358,923	GLTRX00046576						\$20.00	
Account: 142-0004-000			Totals:	Account: 142-0002-000	Net Change	Ending Balance			
Trx Date	Jrnl No.	Orig. Audit Trail	Description:	A/R Grants	(\$88.72)	\$287.17	\$1,775.36	\$1,864.08	
2/5/2018	352,990	CMTRX00008323	Bank Transaction Entry	IAJ000038744	\$237,229.17				
2/5/2018	352,990	CMTRX00008323	Bank Transaction Entry	IAJ000038744	Orig. Master Number	Orig. Master Name	Debit	Credit	
					USDA	USDA		\$151,328.40	
					USDA	USDA		\$85,900.77	
Account: 142-0005-000			Totals:	Account: 142-0004-000	Net Change	Ending Balance			
Trx Date	Jrnl No.	Orig. Audit Trail	Description:	A/R Other	(\$237,229.17)	\$0.00	\$0.00	\$237,229.17	
1/1/2018	349,823	GLREV00045403			\$235,978.72				
1/1/2018	350,124	PMTRX00011329	Purchases	BANK FEE 092683	Orig. Master Number	Orig. Master Name	Debit	Credit	
1/1/2018	350,612	PMTRX00011345	Purchases	BANK FEE		Len Riegler Blacktop, Inc.	\$6.00		
1/1/2018	351,484	GLREV00045610				Midwest Bottle Gas Dist. Inc	\$50.00		
1/1/2018	351,497	GLREV00045617					\$8,901.15		
1/2/2018	349,759	GLTRX00045389						\$663.21	
1/8/2018	350,320	PMTRX00011333	Purchases	BANK FEE		Hoffman, Jeremy	\$15.00	\$34.80	
1/8/2018	350,322	PMTRX00011333	Purchases	BANK FEE		Hodges, Nathan	\$12.00		
1/10/2018	350,094	PMTRX00011327	Purchases	BANK FEE		Environmental Laboratories, Inc.	\$15.00		
1/10/2018	350,445	CMTRX00008273	Bank Transaction Entry	RCT000038387				\$98.85	
1/12/2018	350,495	CMTRX00008275	Bank Transaction Entry	RCT000038401				\$3,356.16	
1/15/2018	350,725	CMTRX00008277	Bank Transaction Entry	RCT000038411				\$88.57	
1/16/2018	350,732	CMTRX00008278	Bank Transaction Entry	RCT000038418				\$15,470.00	
1/16/2018	351,447	CMTRX00008292	Bank Transaction Entry	IAJ000038528				\$48.00	
1/18/2018	350,581	GLTRX00045497					\$648.32		
1/19/2018	350,756	CMTRX00008281	Bank Transaction Entry	RCT000038442				\$2,472.79	
1/19/2018	350,897	PMTRX00011350	Purchases	BANK FEE		Time Warner Cable	\$25.00		
1/22/2018	350,765	CMTRX00008282	Bank Transaction Entry	RCT000038451				\$6,328.33	
1/24/2018	351,053	CMTRX00008285	Bank Transaction Entry	RCT000038468				\$21,115.00	
1/25/2018	351,060	CMTRX00008286	Bank Transaction Entry	RCT000038475				\$120.00	
1/29/2018	350,823	PMTRX00011348	Purchases	BANK FEES		Moor, Johnathan	\$12.00		
1/30/2018	351,082	CMTRX00008289	Bank Transaction Entry	RCT000038497				\$3,677.70	
1/31/2018	351,504	GLTRX00045623					\$1,762.06		
1/31/2018	351,504	GLTRX00045623					\$120.66		
1/31/2018	351,693	GLTRX00045647					\$6,970.00		
2/1/2018	351,504	GLREV00045623						\$1,762.06	
2/1/2018	351,504	GLREV00045623						\$120.66	
2/1/2018	351,976	CMTRX00008295	Bank Transaction Entry	RCT000038557				\$557.09	
2/5/2018	352,966	GLTRX00045841						\$2,000.00	
2/6/2018	352,037	CMTRX00008298	Bank Transaction Entry	RCT000038579				\$2,007.00	
2/8/2018	352,165	CMTRX00008300	Bank Transaction Entry	RCT000038594				\$896.00	
2/13/2018	352,192	CMTRX00008303	Bank Transaction Entry	RCT000038616				\$1,773.22	

2/15/2018	351,918	GLTRX00045683					\$48.12		
2/15/2018	351,919	GLTRX00045683					\$305.10		
2/15/2018	351,920	GLTRX00045683					\$166.45		
2/16/2018	352,216	CMTRX00008306	Bank Transaction Entry		RCT000038639			\$38.10	
2/26/2018	352,965	GLTRX00045840						\$2,096.00	
2/26/2018	352,965	GLTRX00045840						\$2,096.00	
2/26/2018	352,965	GLTRX00045840						\$2,096.00	
2/28/2018	352,680	CMTRX00008317	Bank Transaction Entry		RCT000038701			\$468.60	
2/28/2018	352,987	GLTRX00045855					\$2,931.65		
3/1/2018	352,987	GLREV00045855						\$2,931.65	
3/1/2018	353,170	PMTRX00011403	Purchases		56415562	Complete Recovery Services, Inc.	\$30.00		
3/5/2018	353,037	CMTRX00008326	Bank Transaction Entry		RCT000038766			\$181.20	
3/6/2018	353,048	CMTRX00008327	Bank Transaction Entry		RCT000038774			\$45.00	
3/7/2018	353,388	CMTRX00008329	Bank Transaction Entry		RCT000038785			\$192.82	
3/8/2018	353,052	GLTRX00045867					\$19,430.00		
3/8/2018	353,410	CMTRX00008330	Bank Transaction Entry		RCT000038793			\$225.00	
3/12/2018	353,283	GLTRX00045892					\$2,597.43		
3/12/2018	353,284	GLTRX00045892					\$87.18		
3/12/2018	353,285	GLTRX00045892					\$298.41		
3/12/2018	353,286	GLTRX00045892					\$322.91		
3/12/2018	353,287	GLTRX00045892					\$4.53		
3/12/2018	353,288	GLTRX00045892					\$4.53		
3/12/2018	353,289	GLTRX00045892					\$75.83		
3/12/2018	353,290	GLTRX00045892					\$528.89		
3/12/2018	354,390	CMTRX00008349	Bank Transaction Entry		IAJ000038954			\$80.00	
3/13/2018	353,434	CMTRX00008333	Bank Transaction Entry		RCT000038817			\$15.00	
System:	DETAILED TRIAL B 9/24/2018	12:01:21 PM		Page:	76	User Date:	9/24/2018	User ID:	skampsen
N Ky Water District									
3/14/2018	353,567	CMTRX00008334	Bank Transaction Entry		RCT000038824			\$450.00	
3/15/2018	353,574	CMTRX00008335	Bank Transaction Entry		RCT000038831			\$123.81	
3/16/2018	353,581	CMTRX00008336	Bank Transaction Entry		RCT000038838			\$8,492.75	
3/20/2018	353,560	GLTRX00045913					\$960.29		
3/20/2018	354,097	CMTRX00008339	Bank Transaction Entry		RCT000038856			\$4.53	
3/23/2018	354,119	CMTRX00008342	Bank Transaction Entry		RCT000038878			\$2,597.43	
3/26/2018	354,127	CMTRX00008343	Bank Transaction Entry		RCT000038886			\$140.00	
3/27/2018	353,953	GLTRX00045947					\$143.71		
3/27/2018	353,954	GLTRX00045947					\$118.97		
3/27/2018	353,955	GLTRX00045947					\$422.46		
3/27/2018	353,956	GLTRX00045947					\$968.01		
3/27/2018	353,957	GLTRX00045947					\$622.14		
3/27/2018	353,958	GLTRX00045947					\$120.54		
3/28/2018	354,054	GLTRX00045956					\$1,412.73		
3/28/2018	354,055	GLTRX00045956					\$1,231.82		
3/29/2018	354,267	CMTRX00008346	Bank Transaction Entry		RCT000038910			\$960.29	
3/31/2018	354,433	GLTRX00046022					\$5,863.30		
4/1/2018	354,433	GLREV00046022						\$5,863.30	
4/4/2018	354,797	CMTRX00008355	Bank Transaction Entry		RCT000038983			\$1,043.01	
4/6/2018	354,869	CMTRX00008357	Bank Transaction Entry		RCT000038998			\$1,231.82	
4/9/2018	354,633	GLTRX00046030					\$291.28		
4/9/2018	354,634	GLTRX00046030					\$339.59		
4/9/2018	354,635	GLTRX00046030					\$99.22		
4/9/2018	354,636	GLTRX00046030					\$33.07		
4/9/2018	354,637	GLTRX00046030					\$489.47		
4/9/2018	354,638	GLTRX00046030					\$2,395.33		
4/9/2018	354,639	GLTRX00046030					\$66.14		
4/9/2018	354,640	GLTRX00046030					\$725.73		
4/9/2018	354,641	GLTRX00046030					\$270.56		
4/9/2018	354,642	GLTRX00046030					\$313.99		
4/9/2018	354,643	GLTRX00046030					\$863.87		

4/9/2018	354,644	GLTRX00046030					\$270.56	
4/9/2018	354,645	GLTRX00046030					\$131.86	
4/9/2018	354,646	GLTRX00046030					\$2,932.77	
4/9/2018	354,647	GLTRX00046030					\$124.33	
4/9/2018	354,876	CMTRX00008358	Bank Transaction Entry		RCT000039005			\$66.14
4/10/2018	354,884	CMTRX00008359	Bank Transaction Entry		RCT000039013			\$1,412.73
4/11/2018	354,748	GLTRX00046045						\$39.97
4/11/2018	354,749	GLTRX00046045						\$441.20
4/11/2018	354,750	GLTRX00046045						\$283.31
4/11/2018	354,751	GLTRX00046045						\$685.11
4/11/2018	354,752	GLTRX00046045						\$824.56
4/11/2018	354,753	GLTRX00046045						\$481.91
4/17/2018	355,293	CMTRX00008365	Bank Transaction Entry		RCT000039052			\$120.54
4/18/2018	355,301	CMTRX00008366	Bank Transaction Entry		RCT000039060			\$143.71
4/20/2018	355,315	CMTRX00008368	Bank Transaction Entry		RCT000039074			\$630.87
4/25/2018	355,320	GLTRX00046102					\$5,165.75	
4/25/2018	355,322	GLTRX00046103					\$1,574.70	
4/25/2018	355,625	CMTRX00008372	Bank Transaction Entry		RCT000039100			\$982.87
4/30/2018	355,718	GLTRX00046174					\$17,395.00	
4/30/2018	355,718	GLTRX00046174					\$20,850.00	
4/30/2018	356,000	GLTRX00046202					\$8,794.95	
5/1/2018	356,000	GLREV00046202						\$8,794.95
5/2/2018	356,473	CMTRX00008383	Bank Transaction Entry		RCT000039190			\$1,163.57
5/4/2018	356,487	CMTRX00008385	Bank Transaction Entry		RCT000039204			\$36,825.00
5/7/2018	356,494	CMTRX00008386	Bank Transaction Entry		RCT000039211			\$1,514.56
5/9/2018	356,511	CMTRX00008388	Bank Transaction Entry		RCT000039227			\$921.07
5/11/2018	356,525	CMTRX00008390	Bank Transaction Entry		RCT000039241			\$3,257.38
5/14/2018	356,533	CMTRX00008391	Bank Transaction Entry		RCT000039249			\$1,057.41
5/15/2018	356,257	GLTRX00046215					\$18,033.93	
5/16/2018	356,264	GLTRX00046221					\$815.15	
5/16/2018	356,265	GLTRX00046221					\$911.76	
5/16/2018	356,266	GLTRX00046221					\$941.46	
5/16/2018	356,887	CMTRX00008394	Bank Transaction Entry		RCT000039266			\$474.00
5/17/2018	356,894	CMTRX00008395	Bank Transaction Entry		RCT000039273			\$420.05
5/21/2018	356,910	CMTRX00008397	Bank Transaction Entry		RCT000039289			\$30.00
5/24/2018	356,538	GLTRX00046255					\$750.00	
5/24/2018	356,539	GLTRX00046256					\$578.40	
5/24/2018	356,540	GLTRX00046256					\$314.01	
5/24/2018	356,541	GLTRX00046256					\$502.22	
5/24/2018	356,542	GLTRX00046256					\$384.38	
5/24/2018	356,543	GLTRX00046256					\$66.20	
5/24/2018	356,544	GLTRX00046256					\$82.49	
5/24/2018	356,545	GLTRX00046256					\$81.73	
System:	DETAILED TRIAL B 9/24/2018	12:01:21 PM	Page:	77	User Date:	9/24/2018	User ID:	skampsen
N Ky Water District								
5/24/2018	356,546	GLTRX00046256					\$52.65	
5/25/2018	356,568	GLTRX00046257					\$1,582.11	
5/31/2018	356,966	GLTRX00046307					\$152.14	
5/31/2018	356,967	GLTRX00046307					\$52.49	
5/31/2018	356,968	GLTRX00046307					\$1,616.76	
5/31/2018	356,969	GLTRX00046307					\$1,101.13	
5/31/2018	356,970	GLTRX00046307					\$234.38	
5/31/2018	356,971	GLTRX00046307					\$3,318.09	
5/31/2018	356,972	GLTRX00046307					\$43.03	
5/31/2018	356,973	GLTRX00046307					\$973.60	
5/31/2018	356,974	GLTRX00046307					\$39.61	
5/31/2018	356,975	GLTRX00046307					\$219.21	
5/31/2018	356,976	GLTRX00046307					\$675.96	
5/31/2018	356,977	GLTRX00046307					\$18.81	



5/31/2018	356,978	GLTRX00046307						\$342.20	
5/31/2018	356,979	GLTRX00046307						\$23.65	
5/31/2018	356,980	GLTRX00046308						\$388.09	
5/31/2018	356,981	GLTRX00046308						\$121.90	
5/31/2018	356,982	GLTRX00046308						\$1,824.45	
5/31/2018	356,983	GLTRX00046308						\$3,902.19	
5/31/2018	356,984	GLTRX00046308						\$3,666.86	
5/31/2018	356,985	GLTRX00046308						\$339.59	
5/31/2018	356,986	GLTRX00046308						\$66.14	
5/31/2018	356,987	GLTRX00046308						\$388.09	
5/31/2018	356,988	GLTRX00046308						\$66.14	
6/1/2018	357,538	CMTRX00008408	Bank Transaction Entry		RCT000039401				\$81.73
6/1/2018	357,538	CMTRX00008408	Bank Transaction Entry		RCT000039401				\$502.22
6/12/2018	357,512	GLTRX00046374					\$2,814.00		
6/13/2018	357,863	CMTRX00008417	Bank Transaction Entry		RCT000039460				\$4,291.69
6/14/2018	357,599	GLTRX00046396							\$750.00
6/14/2018	357,870	CMTRX00008418	Bank Transaction Entry		RCT000039467				\$20,873.65
6/15/2018	357,704	GLTRX00046397							\$1,027.25
6/15/2018	357,877	CMTRX00008419	Bank Transaction Entry		RCT000039474				\$4,492.82
6/18/2018	357,885	CMTRX00008420	Bank Transaction Entry		RCT000039482				\$152.14
6/19/2018	358,209	CMTRX00008422	Bank Transaction Entry		RCT000039491				\$1,153.62
6/20/2018	357,890	GLTRX00046422							\$399.85
6/20/2018	357,918	GLTRX00046423					\$2,663.31		
6/21/2018	358,027	GLTRX00046426					\$23,900.00		
6/21/2018	358,224	CMTRX00008424	Bank Transaction Entry		RCT000039506				\$356.28
6/21/2018	359,114	GLTRX00046596							\$23,900.00
6/22/2018	358,231	CMTRX00008425	Bank Transaction Entry		RCT000039513				\$5,518.95
6/25/2018	358,189	GLTRX00046427					\$1,383.99		
6/25/2018	358,190	GLTRX00046427					\$1,383.99		
6/25/2018	358,191	GLTRX00046428					\$26,810.00		
6/27/2018	358,328	CMTRX00008430	Bank Transaction Entry		RCT000039540				\$339.59
6/30/2018	358,388	GLTRX00046476					\$2,549.82		
6/30/2018	358,390	GLTRX00046476					\$857.14		
6/30/2018	358,391	GLTRX00046476					\$660.00		
6/30/2018	358,392	GLTRX00046476					\$463.04		
6/30/2018	358,393	GLTRX00046476					\$156.61		
6/30/2018	358,394	GLTRX00046476					\$158.02		
6/30/2018	358,395	GLTRX00046476					\$33.64		
6/30/2018	358,396	GLTRX00046476					\$309.21		
6/30/2018	358,397	GLTRX00046476					\$235.56		
6/30/2018	358,398	GLTRX00046476					\$34.53		
6/30/2018	358,435	GLTRX00046480					\$750.00		
6/30/2018	359,051	GLTRX00046590					\$14,730.49		

Account:	142-0006-000	Totals:	Account:	142-0005-000	Net Change	Ending Balance		
Trx Date	Jrnl No.	Description:	A/R Assessments	142-0005-000	\$17,651.11	\$253,629.83	\$244,924.71	\$227,273.60
6/30/2018	358,899	Orig. Audit Trail	Distribution Reference	Beginning Balance:	\$138,841.73			
		GLTRX00046563		Orig. Master Number	Orig. Master Name		Debit	Credit
							\$4,054.23	

Account:	143-0000-000	Totals:	Account:	142-0006-000	Net Change	Ending Balance		
Trx Date	Jrnl No.	Description:	Allowance for Doubtful Account - -	142-0006-000	\$4,054.23	\$142,895.96	\$4,054.23	\$0.00
1/1/2018	352,515	Orig. Audit Trail		Beginning Balance:	(\$35,000.00)			
6/30/2018	358,906	GLREV00045780		Orig. Master Number	Orig. Master Name		Debit	Credit
		GLTRX00046565					\$35,000.00	
System:	DETAILED TRIAL B 9/24/2018	12:01:21 PM	Page:	78	User Date:	9/24/2018	User ID:	skampsen
N Ky Water District								

Account:	151-0000-000	Totals:	Account:	143-0000-000	Net Change	Ending Balance		
		Description:	Materials & Supplies Inventory	143-0000-000	\$15,000.00	(\$20,000.00)	\$35,000.00	\$20,000.00
				Beginning Balance:	\$1,232,771.66			

Trx Date	Jrnl No.	Orig. Audit Trail	Distribution Reference	Orig. Master Number	Orig. Master Name	Debit	Credit
1/1/2018	350,041	PMTRX00011326	Purchases	120461 01.	Florence Winwater Works	\$6,918.10	
1/1/2018	350,043	PMTRX00011326	Purchases	120970 00.	Florence Winwater Works	\$5,157.30	
1/1/2018	350,044	PMTRX00011326	Purchases	120633 02.	Florence Winwater Works	\$165.48	
1/1/2018	350,192	RECVG00002315	Purchases	RCT0000010151	Core & Main	\$14,373.00	
1/1/2018	350,193	RECVG00002315	Purchases	RCT0000010152	Core & Main	\$1,762.50	
1/1/2018	350,198	RECVG00002315	Purchases	RCT0000010157	Viking Supply, Inc	\$88.46	
1/1/2018	350,199	RECVG00002315	Purchases	RCT0000010158	Viking Supply, Inc	\$3,053.75	
1/1/2018	350,388	RECVG00002316	Purchases	RCT0000010168	Viking Supply, Inc	\$562.40	
1/1/2018	351,508	GLTRX00045629					\$32,080.99
1/1/2018	351,513	GLTRX00045632				\$12,240.88	
1/5/2018	350,197	RECVG00002315	Purchases	RCT0000010156	Viking Supply, Inc	\$393.40	
1/9/2018	350,000	PMVVR00001356	Purchases	120461 01	Florence Winwater Works		\$6,918.10
1/9/2018	350,001	PMVVR00001356	Purchases	120970 00	Florence Winwater Works		\$5,157.30
1/9/2018	350,002	PMVVR00001356	Purchases	120633 02	Florence Winwater Works		\$165.48
1/10/2018	350,380	RECVG00002316	Purchases	RCT0000010160	Florence Winwater Works	\$155.85	
1/10/2018	350,381	RECVG00002316	Purchases	RCT0000010161	Florence Winwater Works	\$6,464.75	
1/10/2018	350,478	RECVG00002317	Purchases	RCT0000010170	Florence Winwater Works	\$375.00	
1/10/2018	350,582	RECVG00002319	Purchases	RCT0000010181	Florence Winwater Works	\$114.12	
1/10/2018	350,583	RECVG00002319	Purchases	RCT0000010182	Florence Winwater Works	\$1,040.86	
1/11/2018	350,383	RECVG00002316	Purchases	RCT0000010163	Fortiline, Inc.	\$766.85	
1/11/2018	350,480	RECVG00002317	Purchases	RCT0000010172	Core & Main	\$2,705.00	
1/11/2018	350,901	RECVG00002320	Purchases	RCT0000010183	Viking Supply, Inc	\$5,981.65	
1/15/2018	350,479	RECVG00002317	Purchases	RCT0000010171	Core & Main	\$589.00	
1/16/2018	350,477	RECVG00002317	Purchases	RCT0000010169	Ferguson Waterworks	\$592.50	
1/22/2018	351,002	RECVG00002322	Purchases	RCT0000010197	Viking Supply, Inc	\$1,099.80	
1/22/2018	351,005	RECVG00002322	Purchases	RCT0000010200	Viking Supply, Inc	\$2,720.20	
1/23/2018	350,997	RECVG00002322	Purchases	RCT0000010192	Core & Main	\$642.00	
1/23/2018	351,000	RECVG00002322	Purchases	RCT0000010195	Ferguson Waterworks	\$370.00	
1/23/2018	351,003	RECVG00002322	Purchases	RCT0000010198	Viking Supply, Inc	\$138.00	
1/23/2018	351,004	RECVG00002322	Purchases	RCT0000010199	Viking Supply, Inc	\$140.60	
1/24/2018	351,001	RECVG00002322	Purchases	RCT0000010196	Florence Winwater Works	\$76.08	
1/26/2018	350,998	RECVG00002322	Purchases	RCT0000010193	Core & Main	\$428.00	
1/31/2018	351,516	GLTRX00045634					\$47,650.62
2/1/2018	351,561	RECVG00002327	Purchases	RCT0000010210	Florence Winwater Works	\$28,620.80	
2/1/2018	351,562	RECVG00002327	Purchases	RCT0000010211	Fortiline, Inc.	\$987.50	
2/1/2018	351,568	RECVG00002327	Purchases	RCT0000010217	Viking Supply, Inc	\$1,390.00	
2/1/2018	351,569	RECVG00002327	Purchases	RCT0000010218	Viking Supply, Inc	\$1,283.65	
2/1/2018	351,570	RECVG00002327	Purchases	RCT0000010219	Viking Supply, Inc	\$762.00	
2/1/2018	351,915	RECVG00002329	Purchases	RCT0000010237	Thompson Pipe Group	\$11,724.00	
2/1/2018	351,915	RECVG00002329	Freight	RCT0000010237	Thompson Pipe Group	\$823.86	
2/1/2018	351,916	RECVG00002329	Purchases	RCT0000010238	Wiseway Supply	\$93,900.00	
2/2/2018	351,564	RECVG00002327	Purchases	RCT0000010213	Fortiline, Inc.	\$1,750.00	
2/9/2018	351,807	RECVG00002328	Purchases	RCT0000010230	Florence Winwater Works	\$119.96	
2/9/2018	351,808	RECVG00002328	Purchases	RCT0000010231	Florence Winwater Works	\$179.94	
2/9/2018	351,809	RECVG00002328	Purchases	RCT0000010232	Florence Winwater Works	\$602.45	
2/9/2018	352,309	RECVG00002330	Purchases	RCT0000010245	Viking Supply, Inc	\$3,637.50	
2/9/2018	352,594	RECVG00002333	Purchases	RCT0000010262	Core & Main	\$549.90	
2/12/2018	351,912	RECVG00002329	Purchases	RCT0000010234	Core & Main	\$2,980.00	
2/12/2018	352,306	RECVG00002330	Purchases	RCT0000010242	Fortiline, Inc.	\$1,562.25	
2/12/2018	352,376	RECVG00002332	Purchases	RCT0000010259	Viking Supply, Inc	\$930.00	
2/14/2018	352,307	RECVG00002330	Purchases	RCT0000010243	Fortiline, Inc.	\$1,273.44	
2/15/2018	352,375	RECVG00002332	Purchases	RCT0000010258	Ferguson Waterworks	\$438.45	
2/15/2018	352,787	RECVG00002336	Purchases	RCT0000010275	Viking Supply, Inc	\$581.80	
2/22/2018	352,684	RECVG00002334	Purchases	RCT0000010267	Florence Winwater Works	\$3,575.00	
2/22/2018	352,685	RECVG00002334	Purchases	RCT0000010268	Florence Winwater Works	\$576.90	
2/22/2018	352,686	RECVG00002334	Purchases	RCT0000010269	Florence Winwater Works	\$73.30	
2/22/2018	352,687	RECVG00002334	Purchases	RCT0000010270	Florence Winwater Works	\$1,084.84	
2/28/2018	352,971	GLTRX00045846					\$69,319.41

3/1/2018	353,393	RECVG00002338	Purchases	RCT0000010287	Fortiline, Inc.	\$697.50	
3/1/2018	353,395	RECVG00002338	Purchases	RCT0000010289	Viking Supply, Inc	\$2,178.05	
3/1/2018	353,398	RECVG00002338	Purchases	RCT0000010292	Florence Winwater Works	\$24,796.95	
3/1/2018	353,402	RECVG00002338	Purchases	RCT0000010296	Fortiline, Inc.	\$640.00	
3/1/2018	353,787	RECVG00002340	Purchases	RCT0000010306	General Foundries, Inc.	\$875.00	
3/6/2018	353,390	RECVG00002338	Purchases	RCT0000010284	Core & Main	\$8,371.80	
3/6/2018	353,786	RECVG00002340	Purchases	RCT0000010305	Viking Supply, Inc	\$84.00	
3/7/2018	353,389	RECVG00002338	Purchases	RCT0000010283	Core & Main	\$6,530.00	
3/9/2018	353,392	RECVG00002338	Purchases	RCT0000010286	Florence Winwater Works	\$1,053.75	
3/9/2018	353,399	RECVG00002338	Purchases	RCT0000010293	Florence Winwater Works	\$2,724.00	
System:	DETAILED TRIAL B 9/24/2018		12:01:21 PM	Page:	79	9/24/2018	User ID: skampsen
N Ky Water District							
3/9/2018	353,793	RECVG00002340	Purchases	RCT0000010312	Florence Winwater Works	\$4,567.30	
3/13/2018	353,794	RECVG00002340	Purchases	RCT0000010313	Viking Supply, Inc	\$2,074.75	
3/14/2018	353,789	RECVG00002340	Purchases	RCT0000010308	Core & Main	\$14,373.00	
3/14/2018	353,790	RECVG00002340	Purchases	RCT0000010309	Core & Main	\$858.63	
3/15/2018	353,788	RECVG00002340	Purchases	RCT0000010307	Core & Main	\$5,375.00	
3/16/2018	354,056	RECVG00002341	Purchases	RCT0000010314	Florence Winwater Works	\$604.65	
3/16/2018	354,057	RECVG00002341	Purchases	RCT0000010315	Florence Winwater Works	\$1,024.99	
3/16/2018	354,063	RECVG00002341	Purchases	RCT0000010321	Core & Main	\$1,896.30	
3/21/2018	354,060	RECVG00002341	Purchases	RCT0000010318	Fortiline, Inc.	\$1,562.25	
3/21/2018	354,061	RECVG00002341	Purchases	RCT0000010319	Core & Main	\$448.50	
3/27/2018	354,149	RECVG00002342	Purchases	RCT0000010325	Core & Main	\$17,199.00	
3/27/2018	354,320	RECVG00002343	Purchases	RCT0000010330	Fortiline, Inc.	\$2,183.04	
3/27/2018	354,321	RECVG00002343	Purchases	RCT0000010331	Viking Supply, Inc	\$2,182.50	
3/28/2018	354,150	RECVG00002342	Purchases	RCT0000010326	Florence Winwater Works	\$27,817.85	
3/28/2018	354,151	RECVG00002342	Purchases	RCT0000010327	Florence Winwater Works	\$4,099.96	
3/30/2018	354,322	GLTRX00046014					\$74,631.00
4/1/2018	354,745	RECVG00002344	Purchases	RCT0000010339	Florence Winwater Works	\$5,595.00	
4/1/2018	355,156	RECVG00002347	Purchases	RCT0000010349	Core & Main	\$498.00	
4/1/2018	355,880	RECVG00002351	Purchases	RCT0000010374	Core & Main	\$249.00	
4/2/2018	354,746	RECVG00002344	Purchases	RCT0000010340	Viking Supply, Inc	\$604.50	
4/4/2018	355,165	RECVG00002347	Purchases	RCT0000010358	Viking Supply, Inc	\$2,232.50	
4/6/2018	355,164	RECVG00002347	Purchases	RCT0000010357	Viking Supply, Inc	\$534.35	
4/9/2018	355,449	RECVG00002349	Purchases	RCT0000010366	Utility Sales Agency	\$880.80	
4/11/2018	355,155	RECVG00002347	Purchases	RCT0000010348	Core & Main	\$792.00	
4/17/2018	355,157	RECVG00002347	Purchases	RCT0000010350	Florence Winwater Works	\$539.35	
4/17/2018	355,446	RECVG00002349	Purchases	RCT0000010363	Ferguson Waterworks	\$162.30	
4/17/2018	355,447	RECVG00002349	Purchases	RCT0000010364	Florence Winwater Works	\$12,279.20	
4/18/2018	355,158	RECVG00002347	Purchases	RCT0000010351	Florence Winwater Works	\$417.81	
4/18/2018	355,445	RECVG00002349	Purchases	RCT0000010362	Core & Main	\$141.75	
4/24/2018	355,879	RECVG00002351	Purchases	RCT0000010373	Florence Winwater Works	\$1,781.19	
4/26/2018	355,448	RECVG00002349	Purchases	RCT0000010365	Florence Winwater Works	\$13,457.00	
4/27/2018	355,875	RECVG00002351	Purchases	RCT0000010369	Core & Main	\$2,796.40	
4/30/2018	355,972	GLTRX00046190					\$100,063.67
5/2/2018	356,101	RECVG00002352	Purchases	RCT0000010378	Core & Main	\$252.50	
5/2/2018	356,104	RECVG00002352	Purchases	RCT0000010381	Fortiline, Inc.	\$1,870.00	
5/2/2018	356,105	RECVG00002352	Purchases	RCT0000010382	Hydraflo, Inc.	\$789.80	
5/7/2018	356,100	RECVG00002352	Purchases	RCT0000010377	Core & Main	\$743.75	
5/8/2018	356,102	RECVG00002352	Purchases	RCT0000010379	Florence Winwater Works	\$1,599.90	
5/8/2018	356,380	RECVG00002354	Purchases	RCT0000010393	Core & Main	\$523.56	
5/8/2018	356,381	RECVG00002354	Purchases	RCT0000010394	Florence Winwater Works	\$3,744.00	
5/11/2018	356,688	RECVG00002356	Purchases	RCT0000010398	Viking Supply, Inc	\$1,448.75	
5/14/2018	356,378	RECVG00002354	Purchases	RCT0000010391	Ferguson Waterworks	\$316.80	
5/15/2018	356,379	RECVG00002354	Purchases	RCT0000010392	Core & Main	\$433.75	
5/16/2018	356,695	RECVG00002356	Purchases	RCT0000010405	Core & Main	\$7,329.84	
5/17/2018	356,689	RECVG00002356	Purchases	RCT0000010399	Viking Supply, Inc	\$3,668.00	
5/18/2018	356,696	RECVG00002356	Purchases	RCT0000010406	Core & Main	\$11,934.62	
5/22/2018	357,352	RECVG00002361	Purchases	RCT0000010429	Florence Winwater Works	\$903.00	

5/25/2018	357,356	RECVG00002361	Purchases	RCT0000010433	Viking Supply, Inc	\$372.20		
5/30/2018	356,998	RECVG00002358	Purchases	RCT0000010411	Core & Main	\$17,527.60		
5/30/2018	357,349	RECVG00002361	Purchases	RCT0000010426	Core & Main	\$1,275.21		
5/30/2018	357,353	RECVG00002361	Purchases	RCT0000010430	Florence Winwater Works	\$1,119.00		
5/30/2018	357,354	RECVG00002361	Purchases	RCT0000010431	Ferguson Waterworks	\$1,745.50		
5/30/2018	357,355	RECVG00002361	Purchases	RCT0000010432	Ferguson Waterworks	\$3,537.68		
5/30/2018	357,357	RECVG00002361	Purchases	RCT0000010434	Viking Supply, Inc	\$162.50		
5/31/2018	357,358	RECVG00002361	Purchases	RCT0000010435	Florence Winwater Works	\$13,457.00		
5/31/2018	357,359	RECVG00002361	Purchases	RCT0000010436	Florence Winwater Works	\$147.60		
5/31/2018	357,518	GLTRX00046377						\$90,631.32
6/1/2018	358,012	RECVG00002367	Purchases	RCT0000010455	Ferguson Waterworks	\$1,758.75		
6/1/2018	358,015	RECVG00002367	Purchases	RCT0000010458	Viking Supply, Inc	\$10,400.00		
6/1/2018	358,016	RECVG00002367	Purchases	RCT0000010459	Viking Supply, Inc	\$934.75		
6/1/2018	358,712	RECVG00002372	Purchases	RCT0000010481	Core & Main	\$5,395.20		
6/4/2018	357,360	RECVG00002361	Purchases	RCT0000010437	Core & Main	\$420.00		
6/4/2018	357,361	RECVG00002361	Purchases	RCT0000010438	Core & Main	\$347.20		
6/4/2018	357,762	RECVG00002364	Purchases	RCT0000010446	Viking Supply, Inc	\$509.00		
6/4/2018	357,763	RECVG00002364	Purchases	RCT0000010447	Viking Supply, Inc	\$1,416.00		
6/7/2018	357,348	RECVG00002361	Purchases	RCT0000010425	Core & Main	\$1,250.95		
6/7/2018	357,362	RECVG00002361	Purchases	RCT0000010439	Core & Main	\$5,815.00		
6/7/2018	357,764	RECVG00002364	Purchases	RCT0000010448	Viking Supply, Inc	\$6,930.00		
6/8/2018	358,020	RECVG00002367	Purchases	RCT0000010463	Consolidated Pipe & Supply Co Inc.	\$4,574.50		
6/14/2018	358,019	RECVG00002367	Purchases	RCT0000010462	Florence Winwater Works	\$3,744.00		
6/15/2018	358,025	RECVG00002368	Purchases	RCT0000010465	Consolidated Pipe & Supply Co Inc.	\$612.25		
6/15/2018	358,534	RECVG00002371	Purchases	RCT0000010476	Core & Main	\$1,301.25		
6/18/2018	358,018	RECVG00002367	Purchases	RCT0000010461	Ferguson Waterworks	\$2,548.00		
6/19/2018	358,532	RECVG00002371	Purchases	RCT0000010474	Hydraflo, Inc.	\$900.00		
System:	DETAILED TRIAL B 9/24/2018		12:01:21 PM	Page:		9/24/2018	User ID:	skampsen

N Ky Water District

6/21/2018	358,530	RECVG00002371	Purchases	RCT0000010472	Florence Winwater Works	\$94.41		
6/21/2018	358,533	RECVG00002371	Purchases	RCT0000010475	Core & Main	\$1,495.50		
6/22/2018	358,709	RECVG00002372	Purchases	RCT0000010478	Consolidated Pipe & Supply Co Inc.	\$333.75		
6/22/2018	358,710	RECVG00002372	Purchases	RCT0000010479	Consolidated Pipe & Supply Co Inc.	\$539.60		
6/22/2018	358,711	RECVG00002372	Purchases	RCT0000010480	Consolidated Pipe & Supply Co Inc.	\$2,520.54		
6/26/2018	358,529	RECVG00002371	Purchases	RCT0000010471	Florence Winwater Works	\$5,631.08		
6/30/2018	358,841	GLTRX00046553						\$81,768.00
6/30/2018	358,842	GLTRX00046554						\$1,115.43

		Totals:	Account:	151-0000-000	Net Change	Ending Balance		
		Description:	Inventory - meters		\$30,575.96	\$1,263,347.62	\$540,077.28	\$509,501.32

Trx Date	Jrnl No.	Orig. Audit Trail	Description Reference	Orig. Master Number	Orig. Master Name	Debit	Credit	
1/31/2018	351,516	GLTRX00045634					\$32,945.00	
2/1/2018	352,318	RECVG00002331	Purchases	RCT0000010252	Badger Meter, Inc.	\$122,580.00		
2/1/2018	352,319	RECVG00002331	Purchases	RCT0000010253	Badger Meter, Inc.	\$166,015.00		
2/1/2018	352,320	RECVG00002331	Purchases	RCT0000010254	Badger Meter, Inc.	\$2,065.00		
2/6/2018	352,316	RECVG00002331	Purchases	RCT0000010250	Badger Meter, Inc.	\$27,300.00		
2/7/2018	352,317	RECVG00002331	Purchases	RCT0000010251	Badger Meter, Inc.	\$35,595.00		
2/28/2018	352,971	GLTRX00045846						\$14,737.00
3/1/2018	353,445	RECVG00002339	Purchases	RCT0000010298	Badger Meter, Inc.	\$2,937.60		
3/1/2018	353,445	RECVG00002339	Freight	RCT0000010298	Badger Meter, Inc.	\$70.00		
3/30/2018	354,322	GLTRX00046014						\$71,472.36
4/30/2018	355,972	GLTRX00046190						\$49,680.00
5/31/2018	357,518	GLTRX00046377						\$103,031.00
6/30/2018	358,841	GLTRX00046553						\$34,380.53
6/30/2018	358,843	GLTRX00046555						\$3,162.72

		Totals:	Account:	151-0002-000	Net Change	Ending Balance		
		Description:	Prepaid Insurance		\$47,153.99	\$367,991.17	\$356,562.60	\$309,408.61

Trx Date	Jrnl No.	Orig. Audit Trail	Description Reference	Orig. Master Number	Orig. Master Name	Debit	Credit	
----------	----------	-------------------	-----------------------	---------------------	-------------------	-------	--------	--

1/8/2018	350,085	PMTRX00011326	Purchases	3214H7087 01/18.	Travelers	\$167.00	
1/9/2018	350,599	PMTRX00011344	Purchases	C0044845386	United Healthcare Insurance	\$258,068.12	
1/16/2018	350,864	PMTRX00011350	Purchases	350859577	Humana Dental Ins. Co.	\$979.05	
1/29/2018	350,820	PMTRX00011348	Purchases	NKWSDBL633284 02/18	Lincoln National Life Insurance Co.	\$5,176.79	
1/31/2018	351,181	GLTRX00045563					\$5,501.66
1/31/2018	351,218	GLTRX00045564					\$264,338.46
1/31/2018	351,544	GLTRX00045643					\$3,778.04
1/31/2018	351,545	GLTRX00045643					\$35,420.67
1/31/2018	351,546	GLTRX00045643					\$5,171.00
1/31/2018	351,547	GLTRX00045643					\$362.67
2/7/2018	351,964	PMTRX00011377	Purchases	C0044961742	United Healthcare Insurance	\$264,865.94	
2/27/2018	352,516	GLTRX00045781					\$258,068.12
2/27/2018	352,517	GLTRX00045782					\$5,176.79
2/27/2018	352,518	GLTRX00045783					\$979.05
2/28/2018	352,992	GLTRX00045860					\$3,778.04
2/28/2018	352,993	GLTRX00045860					\$35,420.67
2/28/2018	352,994	GLTRX00045860					\$5,171.00
2/28/2018	352,995	GLTRX00045860					\$362.67
3/8/2018	353,375	PMTRX00011407	Purchases	C0045070093	United Healthcare Insurance	\$284,595.94	
3/16/2018	353,761	PMTRX00011417	Purchases	350859343	Humana Dental Ins. Co.	\$1,102.50	
3/28/2018	354,046	GLTRX00045950					\$264,865.94
3/31/2018	354,493	GLTRX00046023					\$3,778.04
3/31/2018	354,494	GLTRX00046023					\$35,420.67
3/31/2018	354,495	GLTRX00046023					\$5,171.00
3/31/2018	354,496	GLTRX00046023					\$362.67
4/1/2018	354,538	PMTRX00011429	Purchases	3214H7087 04/18	Travelers	\$109,610.50	
4/9/2018	355,147	PMTRX00011448	Purchases	C0045174505	United Healthcare Insurance	\$267,682.02	
4/10/2018	355,415	PMTRX00011453	Purchases	NKWSDBL633284 5/18	Lincoln National Life Insurance Co.	\$5,610.62	
4/16/2018	355,410	PMTRX00011453	Purchases	350859272	Human Resource Profile Inc	\$1,073.10	
4/16/2018	355,547	PMTRX00011456	Purchases	350859272	Humana Dental Ins. Co.	\$1,073.10	
4/27/2018	355,546	PMVVR00001378	Purchases	350859272	Human Resource Profile Inc		\$1,073.10
4/30/2018	355,451	GLTRX00046112					\$284,595.94
4/30/2018	355,452	GLTRX00046113					\$1,102.50
4/30/2018	355,993	GLTRX00046200					\$3,778.04
4/30/2018	355,994	GLTRX00046200					\$31,860.06
4/30/2018	355,995	GLTRX00046200					\$4,676.78
4/30/2018	355,996	GLTRX00046200					\$362.67
5/8/2018	356,363	PMTRX00011473	Purchases	C0045275261	United Healthcare Insurance	\$270,874.67	
5/10/2018	356,330	PMTRX00011472	Purchases	NKWSDBL633284 06/18	Lincoln National Life Insurance Co.	\$5,632.14	
System:	DETAILED TRIAL B 9/24/2018		12:01:21 PM	81	User Date:	9/24/2018	User ID: skampsen
N Ky Water District							
5/16/2018	356,628	PMTRX00011480	Purchases	350859291	Humana Dental Ins. Co.	\$1,058.40	
5/30/2018	356,817	GLTRX00046282					\$267,682.02
5/31/2018	356,819	GLTRX00046285					\$5,610.62
5/31/2018	356,823	GLTRX00046287					\$1,073.10
5/31/2018	357,592	GLTRX00046395					\$3,778.04
5/31/2018	357,593	GLTRX00046395					\$4,816.89
5/31/2018	357,595	GLTRX00046395					\$31,860.06
5/31/2018	357,597	GLTRX00046395					\$4,676.78
5/31/2018	357,598	GLTRX00046395					\$362.67
6/1/2018	357,391	PMTRX00011499	Purchases	2345491	KEMI	\$7,985.56	
6/1/2018	358,526	GLTRX00046483					\$4,823.79
6/8/2018	357,702	PMTRX00011506	Purchases	NKWSDBL633284 07/18	Lincoln National Life Insurance Co.	\$5,435.39	
6/8/2018	357,746	PMTRX00011508	Purchases	C0045359862	United Healthcare Insurance	\$263,215.82	
6/16/2018	357,986	PMTRX00011514	Purchases	350859270	Humana Dental Ins. Co.	\$1,006.95	
6/30/2018	358,197	GLTRX00046434					\$270,874.67
6/30/2018	358,198	GLTRX00046435					\$5,632.14
6/30/2018	358,199	GLTRX00046436					\$1,058.40
6/30/2018	358,436	GLTRX00046481					\$3,778.04

6/30/2018	358,437	GLTRX00046481							\$4,816.89
6/30/2018	358,438	GLTRX00046481							\$31,860.06
6/30/2018	358,488	GLTRX00046482							\$4,676.78
6/30/2018	358,525	GLTRX00046482							\$362.67

Totals:				Account:	162-0001-000	Net Change	Ending Balance		
Description:				Prepaid Expenses/ Services	162-0001-000	(\$143,458.68)	\$306,293.66	\$1,760,037.40	\$1,903,496.08
Trx Date	Jrnl No.	Orig. Audit Trail	Distribution Reference	Beginning Balance:	Orig. Master Number	Orig. Master Name	Debit	Credit	
1/1/2018	349,508	RECVG00002311	Purchases	RCT0000010135		AllMax Software, Inc.	\$3,635.00		
1/1/2018	349,509	RECVG00002311	Purchases	RCT0000010136		EST Analytical	\$4,570.00		
1/1/2018	349,915	RECVG00002312	Purchases	RCT0000010140		Advanced Utility Systems	\$117,374.09		
1/1/2018	350,516	PMTRX00011341	Purchases	683523 FTTP 2018		ACE Exterminating Co. / Dawn	\$1,445.69		
1/11/2018	350,905	RECVG00002320	Purchases	RCT0000010187		Zoho Corporation	\$2,995.00		
1/12/2018	350,904	RECVG00002320	Purchases	RCT0000010186		LogMein Inc.	\$2,300.00		
1/31/2018	351,172	GLTRX00045562							\$27,033.54
2/1/2018	350,999	RECVG00002322	Purchases	RCT0000010194		DLT Solutions, LLC	\$1,664.68		
2/1/2018	351,273	PMTRX00011360	Purchases	CFV65024218		Otis Elevator Company	\$1,555.56		
2/1/2018	351,318	RECVG00002324	Purchases	RCT0000010205		Agilent Technologies	\$9,370.80		
2/1/2018	351,321	PMTRX00011362	Purchases	9900053893		Agilent Technologies			\$6,301.44
2/1/2018	351,802	RECVG00002328	Purchases	RCT0000010225		OpenDNS Inc.	\$7,623.00		
2/1/2018	352,372	RECVG00002332	Purchases	RCT0000010255		Aqua Metrology Systems Ltd.	\$17,950.00		
2/7/2018	351,803	RECVG00002328	Purchases	RCT0000010226		CDW Government Inc.	\$5,478.54		
2/7/2018	351,804	RECVG00002328	Purchases	RCT0000010227		Open Text Inc.	\$1,830.00		
2/9/2018	352,374	RECVG00002332	Purchases	RCT0000010257		E-ISG Asset Intelligence LLC	\$3,389.00		
2/23/2018	352,592	RECVG00002333	Purchases	RCT0000010260		HMB Inc.	\$7,387.00		
2/28/2018	352,524	GLTRX00045787							\$29,821.55
3/1/2018	353,138	PMTRX00011402	Purchases	27923		HMB Inc.	\$7,387.00		
3/5/2018	353,785	RECVG00002340	Purchases	RCT0000010304		Seal Analytical, Inc.	\$4,295.00		
3/8/2018	353,051	PMVVR00001370	Purchases	27923		HMB Inc.			\$7,387.00
3/20/2018	353,784	RECVG00002340	Purchases	RCT0000010303		SAP America, Inc	\$3,632.90		
3/30/2018	354,273	GLTRX00045985							\$30,369.47
4/1/2018	354,743	RECVG00002344	Purchases	RCT0000010337		Thermo Electron NA LLC	\$2,900.00		
4/19/2018	355,444	RECVG00002349	Purchases	RCT0000010361		ESRI Inc.	\$15,389.73		
4/30/2018	355,652	GLTRX00046148							\$28,148.29
5/1/2018	356,267	PMTRX00011470	Purchases	7000080425		AWWA Research Foundation	\$25,908.53		
5/9/2018	356,376	RECVG00002354	Purchases	RCT0000010389		EST Analytical	\$1,130.00		
5/10/2018	356,375	RECVG00002354	Purchases	RCT0000010388		Accelerated Technology Lab Inc	\$15,552.18		
5/10/2018	356,375	RECVG00002354	Trade Discounts	RCT0000010388		Accelerated Technology Lab Inc			\$2,332.83
5/31/2018	357,112	GLTRX00046327							\$30,906.52
6/1/2018	357,001	RECVG00002358	Purchases	RCT0000010414		Data Strategy	\$1,962.65		
6/1/2018	357,765	RECVG00002364	Purchases	RCT0000010449		Documents Online, Inc.	\$6,140.00		
6/22/2018	357,997	PMTRX00011515	Purchases	DAYTON TANK 08/17		L.C. United Painting Co., Inc.	\$265,180.00		
6/22/2018	358,201	GLTRX00046460							\$265,180.00
6/30/2018	358,621	GLTRX00046514							\$29,460.66

Totals:				Account:	162-0002-000	Net Change	Ending Balance		
Description:				Prepaid Water Tower Painting	162-0002-000	\$81,105.05	\$196,016.19	\$538,046.35	\$456,941.30
Trx Date	Jrnl No.	Orig. Audit Trail	Distribution Reference	Beginning Balance:	Orig. Master Number	Orig. Master Name	Debit	Credit	
1/31/2018	351,165	GLTRX00045556							\$38,672.96
2/1/2018	351,846	PMTRX00011374	Purchases	1200097344		HDR Engineering, Inc.	\$679.00		
2/28/2018	352,525	GLTRX00045788							\$38,678.62
System:	DETAILED TRIAL B 9/24/2018		12:01:21 PM	Page:	82	User Date:	9/24/2018	User ID:	skampsen
N Ky Water District									
3/30/2018	354,272	GLTRX00045984							\$37,228.72
3/30/2018	354,627	GLTRX00046029							\$1,449.90
4/1/2018	355,045	PMTRX00011442	Purchases	1200106592		HDR Engineering, Inc.	\$11,041.20		
4/30/2018	355,651	GLTRX00046147							\$38,770.64
5/31/2018	357,110	GLTRX00046325							\$38,770.64
6/1/2018	357,703	PMTRX00011506	Purchases	DAYTON TANK		L.C. United Painting Co., Inc.	\$265,180.00		

6/19/2018	357,886	PMVVR00001383	Purchases	DAYTON TANK	L.C. United Painting Co., Inc.			\$265,180.00	\$265,180.00
6/22/2018	358,201	GLTRX00046460							
6/30/2018	358,622	GLTRX00046515							\$40,980.47
						Net Change	Ending Balance		
						\$42,348.25	\$3,124,076.66	\$542,080.20	\$499,731.95
Account:	162-0006-000		Totals:	Account:	162-0003-000				
Trx Date	Jrnl No.	Orig. Audit Trail	Description:	Prepaid Reservoir Cleaning	Beginning Balance:	\$229,387.44			
1/31/2018	351,124	GLTRX00045553	Distribution Reference	Orig. Master Number	Orig. Master Name		Debit	Credit	
2/26/2018	352,506	GLTRX00045760						\$5,734.68	
3/29/2018	354,144	GLTRX00045963						\$5,734.68	
4/30/2018	355,340	GLTRX00046108						\$5,734.68	
5/31/2018	356,807	GLTRX00046261						\$5,734.68	
6/30/2018	358,195	GLTRX00046432						\$5,734.68	
						Net Change	Ending Balance		
						(\$34,408.08)	\$194,979.36	\$0.00	\$34,408.08
Account:	162-0008-000		Totals:	Account:	162-0006-000				
Trx Date	Jrnl No.	Orig. Audit Trail	Description:	Prepaid Chemicals GAC	Beginning Balance:	\$976,753.96			
1/31/2018	351,169	GLTRX00045560	Distribution Reference	Orig. Master Number	Orig. Master Name		Debit	Credit	
2/28/2018	352,526	GLTRX00045789						\$87,591.24	
3/30/2018	354,271	GLTRX00045983						\$72,606.26	
4/30/2018	355,650	GLTRX00046146						\$72,606.29	
5/31/2018	357,111	GLTRX00046326						\$72,606.29	
6/30/2018	358,623	GLTRX00046516						\$72,606.29	
						Net Change	Ending Balance		
						(\$450,622.66)	\$526,131.30	\$0.00	\$450,622.66
Account:	162-0009-000		Totals:	Account:	162-0008-000				
Trx Date	Jrnl No.	Orig. Audit Trail	Description:	Prepaid Interest	Beginning Balance:	\$4,047.88			
1/31/2018	351,665	GLTRX00045644	Distribution Reference	Orig. Master Number	Orig. Master Name		Debit	Credit	
						Net Change	Ending Balance		
						(\$4,047.88)	\$0.00	\$0.00	\$4,047.88
Account:	162-0010-000		Totals:	Account:	162-0009-000				
Trx Date	Jrnl No.	Orig. Audit Trail	Description:	Prepaid Interest - Bond Reserve	Beginning Balance:	\$0.00			
2/28/2018	357,403	GLTRX00046362	Distribution Reference	Orig. Master Number	Orig. Master Name		Debit	Credit	
4/30/2018	357,515	GLTRX00046376						\$5,840.86	
4/30/2018	357,516	GLTRX00046376						\$5,314.01	\$5,840.86
5/31/2018	357,526	GLTRX00046382						\$1,880.79	
						Net Change	Ending Balance		
						\$7,194.80	\$7,194.80	\$13,035.66	\$5,840.86
Account:	171-0001-000		Totals:	Account:	162-0010-000				
Trx Date	Jrnl No.	Orig. Audit Trail	Description:	Accrued Int. Rec. -Certificates of Deposi	Beginning Balance:	\$1,013.98			
1/31/2018	351,494	GLTRX00045616	Distribution Reference	Orig. Master Number	Orig. Master Name		Debit	Credit	
5/31/2018	357,529	GLTRX00046383						\$442.91	\$1,013.98
6/30/2018	358,775	GLTRX00046544						\$963.20	
						Net Change	Ending Balance		
						\$392.13	\$1,406.11	\$1,406.11	\$1,013.98
Account:	171-0002-000		Totals:	Account:	171-0001-000				
Trx Date	Jrnl No.	Orig. Audit Trail	Description:	Accrued Int. Rec. - BOND Reserve	Beginning Balance:	\$70,901.85			
1/1/2018	351,813	GLREV00045681	Distribution Reference	Orig. Master Number	Orig. Master Name		Debit	Credit	
1/31/2018	351,221	GLTRX00045583						\$30,177.77	
2/13/2018	351,811	GLREV00045679						\$79,987.03	
2/13/2018	351,812	GLREV00045680						\$79,987.03	\$79,987.03
2/28/2018	352,796	GLTRX00045805						\$176,350.79	
2/28/2018	352,798	GLTRX00045805						\$27,032.47	
System:	DETAILED TRIAL B	9/24/2018	12:01:21 PM	Page:	83	User Date:	9/24/2018	User ID:	skampsen
N Ky Water District									
2/28/2018	357,400	GLTRX00046361						\$38,690.31	
2/28/2018	357,401	GLTRX00046361							\$8,992.42
2/28/2018	357,402	GLTRX00046362							\$44,531.17
2/28/2018	357,404	GLTRX00046362						\$6,071.99	





Account:	181-0054-000		Description:	Series 2014B Premium	Beginning Balance:	(\$1,010,699.10)			
Trx Date	Jrnl No.	Orig. Audit Trail	Distribution Reference		Orig. Master Number	Orig. Master Name	Debit	Credit	
1/31/2018	351,123	GLTRX00045552					\$7,018.74		
2/26/2018	352,508	GLTRX00045762					\$7,018.74		
3/29/2018	354,145	GLTRX00045964					\$7,018.74		
4/30/2018	355,339	GLTRX00046107					\$7,018.74		
5/31/2018	356,806	GLTRX00046260					\$7,018.74		
6/30/2018	358,194	GLTRX00046431					\$7,018.74		
			Totals:	Account:	181-0054-000	Net Change	Ending Balance		
			Description:	Series 2016 Premium	Beginning Balance:	\$42,112.44	(\$968,586.66)	\$42,112.44	\$0.00
Trx Date	Jrnl No.	Orig. Audit Trail	Distribution Reference		Orig. Master Number	Orig. Master Name	Debit	Credit	
1/31/2018	351,123	GLTRX00045552					\$28,672.25		
2/26/2018	352,508	GLTRX00045762					\$28,672.25		
3/29/2018	354,145	GLTRX00045964					\$28,672.25		
4/30/2018	355,339	GLTRX00046107					\$28,672.25		
5/31/2018	356,806	GLTRX00046260					\$28,672.25		
6/30/2018	358,194	GLTRX00046431					\$28,672.25		
			Totals:	Account:	181-0055-000	Net Change	Ending Balance		
Account:	181-0056-000		Description:	2017 BAN Premium	Beginning Balance:	\$172,033.50	(\$4,616,231.82)	\$172,033.50	\$0.00
Trx Date	Jrnl No.	Orig. Audit Trail	Distribution Reference		Orig. Master Number	Orig. Master Name	Debit	Credit	
1/31/2018	351,123	GLTRX00045552					\$22,316.67		
2/26/2018	352,508	GLTRX00045762					\$22,316.67		
3/29/2018	354,145	GLTRX00045964					\$22,316.67		
4/30/2018	355,339	GLTRX00046107					\$22,316.67		
5/31/2018	356,806	GLTRX00046260					\$22,316.67		
6/30/2018	358,194	GLTRX00046431					\$22,316.67		
			Totals:	Account:	181-0056-000	Net Change	Ending Balance		
Account:	181-0060-000		Description:	Current Portion of Bond Premiums	Beginning Balance:	\$133,900.02	(\$223,166.62)	\$133,900.02	\$0.00
Trx Date	Jrnl No.	Orig. Audit Trail	Distribution Reference		Orig. Master Number	Orig. Master Name	Debit	Credit	
6/30/2018	359,036	GLTRX00046583							\$585,115.79
6/30/2018	359,037	GLTRX00046584							\$585,115.79
			Totals:	Account:	181-0060-000	Net Change	Ending Balance		
Account:	181-0065-000		Description:	Contra Account for Bond Premiums	Beginning Balance:	\$0.00	(\$1,170,231.57)	\$585,115.79	\$585,115.79
Trx Date	Jrnl No.	Orig. Audit Trail	Distribution Reference		Orig. Master Number	Orig. Master Name	Debit	Credit	
6/30/2018	359,036	GLTRX00046583					\$585,115.79		
6/30/2018	359,037	GLTRX00046584							\$585,115.79
			Totals:	Account:	181-0065-000	Net Change	Ending Balance		
Account:	181-0070-000		Description:	Current Portion of BAN Premium	Beginning Balance:	\$0.00	\$1,170,231.57	\$585,115.79	\$585,115.79
Trx Date	Jrnl No.	Orig. Audit Trail	Distribution Reference		Orig. Master Number	Orig. Master Name	Debit	Credit	
6/30/2018	359,036	GLTRX00046583							\$133,900.00
6/30/2018	359,037	GLTRX00046584							\$133,900.00
			Totals:	Account:	181-0070-000	Net Change	Ending Balance		
Account:	181-0075-000		Description:	Contra Account for BAN	Beginning Balance:	\$0.00	(\$267,800.00)	\$133,900.00	\$133,900.00
Trx Date	Jrnl No.	Orig. Audit Trail	Distribution Reference		Orig. Master Number	Orig. Master Name	Debit	Credit	
6/30/2018	359,036	GLTRX00046583					\$133,900.00		
6/30/2018	359,037	GLTRX00046584							\$133,900.00
			Totals:	Account:	181-0075-000	Net Change	Ending Balance		
Account:	184-0230-000		Description:	Ky 9 Thru Newport C. County utility Ma	Beginning Balance:	\$0.00	\$267,800.00	\$133,900.00	\$133,900.00
Trx Date	Jrnl No.	Orig. Audit Trail	Distribution Reference		Orig. Master Number	Orig. Master Name	Debit	Credit	
System:	DETAILED TRIAL B	9/24/2018	12:01:21 PM	Page:	85	User Date:	9/24/2018	User ID:	skampsen
N Ky Water District									
2/28/2018	353,015	GLTRX00045862					\$450.63		



Trx Date	Jrnl No.	Orig. Audit Trail	Distribution Reference	Orig. Master Number	Orig. Master Name	Debit	Credit
6/1/2018	357,913	PMTRX00011512	Purchases	744	Magna Engineers	\$9,765.00	
6/30/2018	358,980	GLTRX00046578				\$1,341.44	
			Totals:	Account:	184-0478-000	Ending Balance	
			Description:	Annl Facility Plants, Tanks, Pump Statio	\$11,106.44	\$42,944.27	\$11,106.44
Account:	184-0485-000			Beginning Balance:	\$1,004,831.66		\$0.00
Trx Date	Jrnl No.	Orig. Audit Trail	Distribution Reference	Orig. Master Number	Orig. Master Name	Debit	Credit
			Totals:	Account:	184-0485-000	Ending Balance	*No transactions for this account*
			Description:	ORPS # 2 Rehabilitation Project	\$0.00	\$1,004,831.66	\$0.00
Account:	184-0485-000			Beginning Balance:	\$1,004,831.66		\$0.00
Trx Date	Jrnl No.	Orig. Audit Trail	Distribution Reference	Orig. Master Number	Orig. Master Name	Debit	Credit
2/1/2018	351,548	PMTRX00011365	Purchases	3008583	Wade Trim	\$3,383.00	
3/1/2018	353,101	PMTRX00011400	Purchases	5001436	Wade Trim	\$608.00	
3/3/2018	353,626	PMTRX00011414	Purchases	APPLICATION 10 FINAL	Building Crafts Inc.	\$49,187.21	
3/7/2018	353,631	PMTRX00011414	Purchases	INV4296602	ORR Safety	\$362.81	
3/12/2018	353,630	PMTRX00011414	Purchases	INV4300367	ORR Safety	\$67.67	
4/1/2018	354,519	PMTRX00011428	Purchases	5001479	Wade Trim	\$56.00	
4/1/2018	355,087	PMTRX00011444	Purchases	INV4322164	ORR Safety	\$1,087.76	
5/1/2018	356,042	PMTRX00011466	Purchases	5001516	Wade Trim	\$1,426.00	
5/24/2018	357,187	PMTRX00011490	Purchases	5001556	Wade Trim	\$56.00	
6/30/2018	358,980	GLTRX00046578				\$517.60	
			Totals:	Account:	184-0486-000	Ending Balance	
			Description:	Replace Lumley Tank	\$56,752.05	\$1,747,523.37	\$56,752.05
Account:	184-0487-000			Beginning Balance:	\$1,846,222.39		\$0.00
Trx Date	Jrnl No.	Orig. Audit Trail	Distribution Reference	Orig. Master Number	Orig. Master Name	Debit	Credit
			Totals:	Account:	184-0487-000	Ending Balance	*No transactions for this account*
			Description:	TMTP Sludge Conveyors & Press	\$0.00	\$1,846,222.39	\$0.00
Account:	184-0488-000			Beginning Balance:	\$134,350.31		\$0.00
Trx Date	Jrnl No.	Orig. Audit Trail	Distribution Reference	Orig. Master Number	Orig. Master Name	Debit	Credit
1/19/2018	351,154	PMTRX00011357	Purchases	APPLICATION 2 TMTP	Dugan & Meyers Const. Co.	\$294,930.00	
3/1/2018	353,102	PMTRX00011400	Purchases	APPLICATION 3 TMTP F	Dugan & Meyers Const. Co.	\$36,460.00	
4/1/2018	354,755	PMTRX00011435	Purchases	APPLICATION 4 TMTP	Dugan & Meyers LLC	\$213,634.38	
5/1/2018	356,043	PMTRX00011466	Purchases	APPLICATION 5 TMTP	Dugan & Meyers LLC	\$200,817.32	
6/1/2018	357,893	PMTRX00011510	Purchases	APPLICATION 6 TMTP	Dugan & Meyers LLC	\$80,054.37	
6/30/2018	358,980	GLTRX00046578				\$7,318.44	
			Totals:	Account:	184-0488-000	Ending Balance	
			Description:	Ripple Creek and Richardson Rd. PS	\$833,214.51	\$967,564.82	\$833,214.51
Account:	184-0493-000			Beginning Balance:	\$179,499.29		\$0.00
Trx Date	Jrnl No.	Orig. Audit Trail	Distribution Reference	Orig. Master Number	Orig. Master Name	Debit	Credit
			Totals:	Account:	184-0493-000	Ending Balance	*No transactions for this account*
			Description:	ORPS 1 Starter Replacement	\$0.00	\$179,499.29	\$0.00
Account:	184-0498-000			Beginning Balance:	\$9,682.09		\$0.00
Trx Date	Jrnl No.	Orig. Audit Trail	Distribution Reference	Orig. Master Number	Orig. Master Name	Debit	Credit
3/1/2018	353,443	PMTRX00011409	Purchases	1200102702	HDR Engineering, Inc.	\$923.36	
6/30/2018	358,980	GLTRX00046578				\$503.04	
System:	DETAILED TRIAL B 9/24/2018		12:01:21 PM	Page:	87	User Date:	9/24/2018
			Totals:	Account:	184-0498-000	Ending Balance	
			Description:	Misc Services / Blow off	\$1,426.40	\$11,108.49	\$1,426.40
Account:	184-0500-000			Beginning Balance:	\$3,469.61		\$0.00
Trx Date	Jrnl No.	Orig. Audit Trail	Distribution Reference	Orig. Master Number	Orig. Master Name	Debit	Credit
			Totals:	Account:	184-0500-000	Ending Balance	*No transactions for this account*
			Description:	Caroline Ave Wall Failure	\$0.00	\$3,469.61	\$0.00
Account:	184-0523-000			Beginning Balance:	\$2,002.94		\$0.00
Trx Date	Jrnl No.	Orig. Audit Trail	Distribution Reference	Orig. Master Number	Orig. Master Name	Debit	Credit

Account:	184-0528-000		Totals:	Account:	184-0523-000	Net Change	Ending Balance	*No transactions for this account*	
Trx Date	Jrnl No.	Orig. Audit Trail	Description:	Piner Water Hauling Station Drainage	Beginning Balance:	\$0.00	\$2,002.94	\$0.00	\$0.00
4/30/2018	356,097	GLTRX00046204	Distribution Reference		Orig. Master Number	\$6,836.25		Debit	Credit
								\$132.10	
Account:	184-0530-000		Totals:	Account:	184-0528-000	Net Change	Ending Balance	\$132.10	\$0.00
Trx Date	Jrnl No.	Orig. Audit Trail	Description:	Green Street	Beginning Balance:	\$12,252.19	\$6,968.35	\$132.10	\$0.00
			Distribution Reference		Orig. Master Number	Orig. Master Name		Debit	Credit
Account:	184-0613-000		Totals:	Account:	184-0530-000	Net Change	Ending Balance	*No transactions for this account*	
Trx Date	Jrnl No.	Orig. Audit Trail	Description:	McCullum Pk - Cox Rd Replacement	Beginning Balance:	\$0.00	\$12,252.19	\$0.00	\$0.00
2/28/2018	353,015	GLTRX00045862	Distribution Reference		Orig. Master Number	\$414,028.00		Debit	Credit
2/28/2018	353,015	GLTRX00045862						\$158.52	
3/30/2018	354,648	GLTRX00046031						\$79.26	
								\$26.42	
Account:	184-0680-000		Totals:	Account:	184-0613-000	Net Change	Ending Balance	\$264.20	\$0.00
Trx Date	Jrnl No.	Orig. Audit Trail	Description:	Craft Rd & 16" Water Main	Beginning Balance:	\$264.20	\$414,292.20	\$264.20	\$0.00
			Distribution Reference		Orig. Master Number	Orig. Master Name		Debit	Credit
Account:	184-0721-000		Totals:	Account:	184-0680-000	Net Change	Ending Balance	*No transactions for this account*	
Trx Date	Jrnl No.	Orig. Audit Trail	Description:	St. Joseph Lane WMR - Park Hills	Beginning Balance:	\$0.00	\$350,580.34	\$0.00	\$0.00
			Distribution Reference		Orig. Master Number	Orig. Master Name		Debit	Credit
Account:	184-0723-000		Totals:	Account:	184-0721-000	Net Change	Ending Balance	*No transactions for this account*	
Trx Date	Jrnl No.	Orig. Audit Trail	Description:	Donaldson Hwy 24" Corrosion	Beginning Balance:	\$0.00	\$7,675.95	\$0.00	\$0.00
			Distribution Reference		Orig. Master Number	Orig. Master Name		Debit	Credit
Account:	184-0742-000		Totals:	Account:	184-0723-000	Net Change	Ending Balance	*No transactions for this account*	
Trx Date	Jrnl No.	Orig. Audit Trail	Description:	Church & Faye Water Main T. Mill	Beginning Balance:	\$0.00	\$24,182.49	\$0.00	\$0.00
5/1/2018	356,369	PMTRX00011474	Purchases		Orig. Master Number	\$12,461.88		Debit	Credit
5/23/2018	356,561	PMTRX00011478	Purchases		0001627881-57333.			\$435.80	
6/30/2018	358,841	GLTRX00046553			170364-5R			\$338.12	
6/30/2018	358,980	GLTRX00046578						\$498.35	
6/30/2018	358,982	GLTRX00046579						\$2,347.68	
System:	DETAILED TRIAL B	9/24/2018	12:01:21 PM	Page:	88	User Date:	9/24/2018	User ID:	skampsen
N Ky Water District									
Account:	184-0744-000		Totals:	Account:	184-0742-000	Net Change	Ending Balance	\$3,845.67	\$0.00
Trx Date	Jrnl No.	Orig. Audit Trail	Description:	Crestview 2013 WMR	Beginning Balance:	\$3,845.67	\$16,307.55	\$3,845.67	\$0.00
			Distribution Reference		Orig. Master Number	\$27,932.09		Debit	Credit
Account:	184-0749-000		Totals:	Account:	184-0744-000	Net Change	Ending Balance	*No transactions for this account*	
Trx Date	Jrnl No.	Orig. Audit Trail	Description:	36" Licking River Crossing Wilder	Beginning Balance:	\$0.00	\$27,932.09	\$0.00	\$0.00
6/30/2018	358,980	GLTRX00046578	Distribution Reference		Orig. Master Number	\$322,470.25		Debit	Credit
								\$439.90	
Account:	184-0750-000		Totals:	Account:	184-0749-000	Net Change	Ending Balance	\$439.90	\$0.00
Trx Date	Jrnl No.	Orig. Audit Trail	Description:	Sub District M Kenton Co	Beginning Balance:	\$439.90	\$322,910.15	\$439.90	\$0.00
1/19/2018	351,173	PMTRX00011358	Purchases		Orig. Master Number	\$3,156,205.34		Debit	Credit
					117086	Orig. Master Name		\$718.25	
						Geotechnology			

1/31/2018	351,516	GLTRX00045634							\$1,477.16	
1/31/2018	351,543	GLTRX00045642							\$347.64	
1/31/2018	351,543	GLTRX00045642							\$487.20	
2/1/2018	351,556	PMTRX00011366	Purchases		APPLICATION 6 SUB M	Smith & Brown Contractors, Inc			\$60,944.00	
2/28/2018	353,015	GLTRX00045862							\$629.30	
2/28/2018	353,015	GLTRX00045862							\$649.60	
2/28/2018	353,015	GLTRX00045862							\$406.00	
3/30/2018	354,648	GLTRX00046031							\$162.40	
4/11/2018	355,079	PMTRX00011443	Purchases		APPLICATION 7 SUB M	Smith & Brown Contractors, Inc			\$157,046.00	
4/30/2018	355,972	GLTRX00046190							\$1,070.28	
4/30/2018	356,097	GLTRX00046204							\$538.10	
4/30/2018	356,097	GLTRX00046204							\$649.60	
4/30/2018	356,097	GLTRX00046204							\$203.00	
4/30/2018	356,097	GLTRX00046204							\$162.40	
5/31/2018	357,252	GLTRX00046351							\$324.80	
5/31/2018	357,252	GLTRX00046351							\$60.90	
6/1/2018	357,584	PMTRX00011501	Purchases		APPLICATION 8 SUB M	Smith & Brown Contractors, Inc			\$18,199.00	
6/30/2018	358,980	GLTRX00046578							\$2,612.76	
6/30/2018	358,982	GLTRX00046579							\$203.00	
6/30/2018	358,982	GLTRX00046579							\$324.80	
Account: 184-0754-000			Totals:	Account: 184-0750-000	Net Change	Ending Balance				
Trx Date	Jrnl No.	Orig. Audit Trail	Description:	16" Cross Country WMR C County	\$247,216.19	\$3,403,421.53	\$247,216.19	\$0.00		
			Distribution Reference	Beginning Balance:	\$60.66				Debit	Credit
				Orig. Master Number						
Account: 184-0755-000			Totals:	Account: 184-0754-000	Net Change	Ending Balance				
Trx Date	Jrnl No.	Orig. Audit Trail	Description:	Scott Street WMR - Covington	\$0.00	\$60.66	\$0.00	\$0.00		*No transactions for this account*
			Distribution Reference	Beginning Balance:	\$13,387.12				Debit	Credit
				Orig. Master Number						
Account: 184-0767-000			Totals:	Account: 184-0755-000	Net Change	Ending Balance				
Trx Date	Jrnl No.	Orig. Audit Trail	Description:	Wesley Dr & Three Mile WM Interconn	\$0.00	\$13,387.12	\$0.00	\$0.00		*No transactions for this account*
3/30/2018	354,648	GLTRX00046031	Distribution Reference	Beginning Balance:	\$43,370.52				Debit	Credit
6/30/2018	358,980	GLTRX00046578		Orig. Master Number					\$105.68	
									\$879.80	
Account: 184-0768-000			Totals:	Account: 184-0767-000	Net Change	Ending Balance				
Trx Date	Jrnl No.	Orig. Audit Trail	Description:	Hazen St Water Main Replacement	\$985.48	\$44,356.00	\$985.48	\$0.00		
			Distribution Reference	Beginning Balance:	\$198,966.92				Debit	Credit
				Orig. Master Number						
System:	DETAILED TRIAL B 9/24/2018	12:01:21 PM	Page:	89	User Date:	9/24/2018	User ID:	skampsen		
N Ky Water District										
Account: 184-0772-000			Totals:	Account: 184-0768-000	Net Change	Ending Balance				
Trx Date	Jrnl No.	Orig. Audit Trail	Description:	Avon Dr Phase II WMR	\$0.00	\$198,966.92	\$0.00	\$0.00		*No transactions for this account*
			Distribution Reference	Beginning Balance:	\$55,127.85				Debit	Credit
				Orig. Master Number						
Account: 184-0776-000			Totals:	Account: 184-0772-000	Net Change	Ending Balance				
Trx Date	Jrnl No.	Orig. Audit Trail	Description:	36" Concrete WM Slip Lining	\$0.00	\$55,127.85	\$0.00	\$0.00		*No transactions for this account*
2/14/2018	352,692	PMTRX00011392	Purchases	Beginning Balance:	\$91,915.16				Debit	Credit
3/1/2018	353,099	PMTRX00011400	Purchases	Orig. Master Number					\$29.49	
6/30/2018	358,980	GLTRX00046578		6-087-94985					\$1,555.00	
6/30/2018	358,982	GLTRX00046579		18-667-01					\$1,190.36	
									\$26.42	
Account: 184-0795-000			Totals:	Account: 184-0776-000	Net Change	Ending Balance				
			Description:	Madison Pike 24" Hydraulic Redundanc	\$2,801.27	\$94,716.43	\$2,801.27	\$0.00		
				Beginning Balance:	\$1,091,977.64					

Trx Date	Jrnl No.	Orig. Audit Trail	Distribution Reference	Orig. Master Number	Orig. Master Name	Debit	Credit		
1/31/2018	351,516	GLTRX00045634				\$1,461.60			
1/31/2018	351,516	GLTRX00045634					\$977.95		
1/31/2018	351,543	GLTRX00045642				\$148.98			
1/31/2018	351,543	GLTRX00045642				\$205.40			
1/31/2018	351,543	GLTRX00045642				\$630.62			
1/31/2018	351,543	GLTRX00045642				\$618.00			
2/1/2018	352,231	PMTRX00011382	Purchases	18-82	Viox & Viox Inc.	\$11,403.25			
2/1/2018	352,235	PMTRX00011382	Purchases	APPLICATION 4 MADISO	Howell Contractors, Inc.	\$140,916.21			
2/28/2018	353,015	GLTRX00045862				\$1,289.74			
2/28/2018	353,015	GLTRX00045862				\$77.25			
2/28/2018	353,015	GLTRX00045862				\$25.75			
3/1/2018	353,103	PMTRX00011400	Purchases	9045774	CSX Transportation, Inc	\$7,035.71			
3/30/2018	354,648	GLTRX00046031				\$25.75			
4/30/2018	356,097	GLTRX00046204				\$25.75			
5/31/2018	357,252	GLTRX00046351				\$103.00			
5/31/2018	357,252	GLTRX00046351				\$77.25			
5/31/2018	357,252	GLTRX00046351				\$51.50			
6/1/2018	357,590	PMTRX00011502	Purchases	APPLICATION 5 MADISO	Howell Contractors, Inc.	\$118,477.05			
6/30/2018	358,980	GLTRX00046578				\$969.50			
6/30/2018	358,982	GLTRX00046579				\$206.00			
6/30/2018	358,982	GLTRX00046579				\$51.50			
Totals:						Net Change	Ending Balance		
Account:	184-0811-000		Description:	Account:	Newport WMR 15th,16th, 17th, Parkvie	\$282,821.86	\$1,374,799.50	\$283,799.81	\$977.95
Trx Date	Jrnl No.	Orig. Audit Trail	Distribution Reference	Orig. Master Number	Orig. Master Name	Beginning Balance:			
						\$23,102.96			
Totals:						Net Change	Ending Balance	*No transactions for this account*	
Account:	184-0812-000		Description:	Account:	Newport WMR Ridge Pl & Parker Rd	\$0.00	\$23,102.96	\$0.00	\$0.00
Trx Date	Jrnl No.	Orig. Audit Trail	Distribution Reference	Orig. Master Number	Orig. Master Name	Beginning Balance:			
6/30/2018	358,982	GLTRX00046579				\$19,285.36			
Totals:						Net Change	Ending Balance		
Account:	184-0813-000		Description:	Account:	N. Ft Thomas Phase II 2015 WMR	\$211.36	\$19,496.72	\$211.36	\$0.00
Trx Date	Jrnl No.	Orig. Audit Trail	Distribution Reference	Orig. Master Number	Orig. Master Name	Beginning Balance:			
						\$487,352.97			
Totals:						Net Change	Ending Balance	*No transactions for this account*	
Account:	184-0824-000		Description:	Account:	Latonia Lakes	\$0.00	\$487,352.97	\$0.00	\$0.00
Trx Date	Jrnl No.	Orig. Audit Trail	Distribution Reference	Orig. Master Number	Orig. Master Name	Beginning Balance:			
System:	DETAILED TRIAL B	9/24/2018	12:01:21 PM	Page:	90	\$1,516,790.53			
N Ky Water District				User Date:	9/24/2018			User ID:	skampsen
2/16/2018	352,310	PMTRX00011385	Purchases	LATONIA LAKES.	Kenton Co. Fiscal Court			\$64,925.75	
3/30/2018	354,648	GLTRX00046031						\$812.00	
5/16/2018	356,560	PMTRX00011478	Purchases	6-183-60270	FedEX			\$7.85	
6/30/2018	358,980	GLTRX00046578						\$607.75	
Totals:						Net Change	Ending Balance		
Account:	184-0831-000		Description:	Account:	Altavia Avenue WMR	\$66,353.35	\$1,583,143.88	\$66,353.35	\$0.00
Trx Date	Jrnl No.	Orig. Audit Trail	Distribution Reference	Orig. Master Number	Orig. Master Name	Beginning Balance:			
						\$178,662.36			
Totals:						Net Change	Ending Balance	*No transactions for this account*	
Account:	184-0834-000		Description:	Account:	Brookwood Drive WMR Phase II	\$0.00	\$178,662.36	\$0.00	\$0.00
Trx Date	Jrnl No.	Orig. Audit Trail	Distribution Reference	Orig. Master Number	Orig. Master Name	Beginning Balance:			
6/30/2018	358,980	GLTRX00046578				\$0.00		\$426.58	
Totals:						Net Change	Ending Balance		
Account:	184-0834-000		Description:	Account:	Brookwood Drive WMR Phase II	\$426.58	\$426.58	\$426.58	\$0.00

Account:	184-0836-000		Description:	Blossom Ln Water Main	Beginning Balance:	\$780,509.11		
Trx Date	Jrnl No.	Orig. Audit Trail	Distribution Reference		Orig. Master Number	Orig. Master Name	Debit	Credit
1/4/2018	351,461	CMADJ00001344	Cash Account Offset		OIN000038539	Reconciliation Adjustment		\$2,122.91
1/31/2018	351,543	GLTRX00045642					\$133.61	
6/30/2018	358,980	GLTRX00046578					\$310.24	

Account:	184-0837-000		Totals:	Account:	184-0836-000	Net Change	Ending Balance	
Trx Date	Jrnl No.	Orig. Audit Trail	Description:	Ervin Terrace & 10th Ave Dayton	Beginning Balance:	(\$1,679.06)	\$778,830.05	\$443.85
6/30/2018	358,980	GLTRX00046578	Distribution Reference		Orig. Master Number	Orig. Master Name	Debit	Credit
							\$103.52	

Account:	184-0838-000		Totals:	Account:	184-0837-000	Net Change	Ending Balance	
Trx Date	Jrnl No.	Orig. Audit Trail	Description:	Echo Hills & Licking Pike	Beginning Balance:	\$103.52	\$15,328.50	\$103.52
1/26/2018	351,152	PMTRX00011357	Purchases		Orig. Master Number	Orig. Master Name	Debit	Credit
1/31/2018	351,543	GLTRX00045642			EASEMENT	Seibert Gregory or Pamela	\$2,000.00	
1/31/2018	351,543	GLTRX00045642					\$105.68	
2/28/2018	353,015	GLTRX00045862					\$105.68	
2/28/2018	353,015	GLTRX00045862					\$79.26	
2/28/2018	353,015	GLTRX00045862					\$52.84	
2/28/2018	353,015	GLTRX00045862					\$26.42	
3/30/2018	354,648	GLTRX00046031					\$79.26	
3/30/2018	354,648	GLTRX00046031					\$449.14	
3/30/2018	354,648	GLTRX00046031					\$369.88	
4/1/2018	355,085	PMTRX00011444	Purchases	800		Erpenbeck Consulting Engineers, Inc	\$7,760.00	
4/1/2018	355,122	PMTRX00011446	Purchases	0001524764-57333		Enquirer Media	\$575.33	
4/30/2018	356,097	GLTRX00046204					\$132.10	
4/30/2018	356,097	GLTRX00046204					\$52.84	
5/31/2018	357,252	GLTRX00046351					\$157.85	
5/31/2018	357,252	GLTRX00046351					\$51.50	
6/30/2018	358,841	GLTRX00046553					\$736.77	
6/30/2018	358,980	GLTRX00046578					\$571.08	
6/30/2018	358,982	GLTRX00046579					\$115.88	
6/30/2018	358,982	GLTRX00046579					\$643.75	
6/30/2018	358,982	GLTRX00046579					\$869.08	
6/30/2018	358,982	GLTRX00046579					\$643.75	
6/30/2018	358,982	GLTRX00046579					\$643.75	

Account:	184-0840-000		Totals:	Account:	184-0838-000	Net Change	Ending Balance	
Trx Date	Jrnl No.	Orig. Audit Trail	Description:	Ann St Water Main	Beginning Balance:	\$16,221.84	\$42,242.34	\$16,221.84
			Distribution Reference		Orig. Master Number	Orig. Master Name	Debit	Credit

System: DETAILED TRIAL B 9/24/2018 12:01:21 PM Page: 91 User Date: 9/24/2018 User ID: skampsen  
N Ky Water District

Account:	184-0843-000		Totals:	Account:	184-0840-000	Net Change	Ending Balance	*No transactions for this account*
Trx Date	Jrnl No.	Orig. Audit Trail	Description:	Perimeter Dr Phase 2	Beginning Balance:	\$0.00	\$23,705.71	\$0.00
1/31/2018	351,516	GLTRX00045634			Orig. Master Number	Orig. Master Name	Debit	Credit

1/31/2018	351,543	GLTRX00045642					\$71.40	
1/31/2018	351,543	GLTRX00045642					\$152.70	
2/28/2018	353,015	GLTRX00045862					\$208.90	
2/28/2018	353,015	GLTRX00045862					\$481.95	
2/28/2018	353,015	GLTRX00045862					\$53.56	
2/28/2018	353,015	GLTRX00045862					\$17.85	
3/30/2018	354,648	GLTRX00046031					\$35.70	
4/1/2018	354,518	PMTRX00011428	Purchases	320		Gemmer & Sons Inc.	\$30,201.00	
4/26/2018	355,724	PMTRX00011459	Purchases	320-4 FINAL		Gemmer & Sons Inc.	\$4,500.00	
6/30/2018	358,980	GLTRX00046578					\$542.92	

						Net Change	Ending Balance	
--	--	--	--	--	--	------------	----------------	--

Account:	184-0848-000	Totals:	Account:	184-0843-000	\$36,719.52	\$255,518.25	\$36,719.52	\$0.00
Trx Date	Jrnl No.	Orig. Audit Trail	Description:	Edgewood WMR Dudley Rd	Beginning Balance:			
			Distribution Reference		Orig. Master Number	Orig. Master Name	Debit	Credit
2/28/2018	353,015	GLTRX00045862					\$234.43	
2/28/2018	353,015	GLTRX00045862					\$26.42	
4/1/2018	355,124	PMTRX00011447	Purchases		0001524764-57333.	Enquirer Media	\$550.36	
5/24/2018	356,566	PMTRX00011479	Purchases		666206	A&S Electric Supply Inc.	\$74.83	
5/25/2018	357,192	PMTRX00011491	Purchases		APPLICATION 1 EDGEWO	Northeast Ky Excavating Co Inc.	\$164,401.40	
5/31/2018	357,252	GLTRX00046351					\$426.30	
5/31/2018	357,252	GLTRX00046351					\$436.45	
5/31/2018	357,518	GLTRX00046377					\$2,334.16	
6/11/2018	358,317	PMTRX00011521	Purchases		18-404	Viox & Viox Inc.	\$310.00	
6/11/2018	358,318	PMTRX00011521	Purchases		18-405	Viox & Viox Inc.	\$7,605.00	
6/11/2018	358,319	PMTRX00011521	Purchases		18-406	Viox & Viox Inc.	\$5,085.00	
6/19/2018	357,914	PMTRX00011512	Purchases		667414	A&S Electric Supply Inc.	\$104.16	
6/30/2018	358,841	GLTRX00046553					\$57.35	
6/30/2018	358,980	GLTRX00046578					\$3,232.46	
6/30/2018	358,982	GLTRX00046579					\$487.20	
6/30/2018	358,982	GLTRX00046579					\$570.94	
6/30/2018	358,982	GLTRX00046579					\$322.26	
6/30/2018	358,982	GLTRX00046579					\$283.02	
6/30/2018	358,982	GLTRX00046579					\$365.40	
						Net Change		
						\$186,907.14		
						Ending Balance	\$193,550.27	\$186,907.14
								\$0.00

Account:	184-0852-000	Totals:	Account:	184-0848-000	\$186,907.14	\$193,550.27	\$186,907.14	\$0.00
Trx Date	Jrnl No.	Orig. Audit Trail	Description:	Buttermilk Pk Collins to Rogers WMR	Beginning Balance:			
			Distribution Reference		Orig. Master Number	Orig. Master Name	Debit	Credit
2/2/2018	351,549	PMTRX00011365	Purchases		APPLICATION 1 BUTTER	Rose Excavating & Development Inc.	\$69,747.30	
2/2/2018	351,968	GLTRX00045688						\$69,747.30
2/2/2018	351,968	GLTRX00045688					\$38,748.50	
2/26/2018	352,690	PMTRX00011392	Purchases		APPLICATION 2 BUTTER	Rose Excavating & Development Inc.	\$45,501.50	
2/28/2018	353,015	GLTRX00045862					\$695.18	
2/28/2018	353,015	GLTRX00045862					\$160.65	
3/13/2018	353,629	PMTRX00011414	Purchases		18378	Cardinal Engineering	\$810.75	
3/30/2018	354,322	GLTRX00046014					\$476.94	
3/30/2018	354,648	GLTRX00046031					\$279.95	
3/30/2018	354,648	GLTRX00046031					\$357.20	
3/30/2018	354,648	GLTRX00046031					\$609.32	
3/30/2018	354,648	GLTRX00046031					\$153.62	
3/30/2018	354,648	GLTRX00046031					\$600.52	
3/30/2018	354,648	GLTRX00046031					\$238.76	
3/30/2018	354,648	GLTRX00046031					\$529.00	
3/30/2018	354,648	GLTRX00046031					\$521.74	
3/30/2018	354,648	GLTRX00046031					\$381.75	
4/1/2018	354,520	PMTRX00011428	Purchases		663168	A&S Electric Supply Inc.	\$150.12	
4/1/2018	354,754	PMTRX00011435	Purchases		18016	Cardinal Engineering	\$2,525.75	
4/1/2018	354,757	PMTRX00011435	Purchases		APPLICATION 3 BUTTER	Rose Excavating & Development Inc.	\$137,827.10	
4/11/2018	355,088	PMTRX00011444	Purchases		664191	A&S Electric Supply Inc.	\$54.00	
4/12/2018	355,326	PMTRX00011451	Purchases		18428	Cardinal Engineering	\$984.50	
4/30/2018	355,721	PMTRX00011459	Purchases		665075	A&S Electric Supply Inc.	\$85.25	
4/30/2018	355,972	GLTRX00046190					\$13,121.47	
4/30/2018	356,097	GLTRX00046204					\$359.48	
System:	DETAILED TRIAL B 9/24/2018	12:01:21 PM	Page:	92	User Date:	9/24/2018	User ID:	skampsen
N Ky Water District								
4/30/2018	356,097	GLTRX00046204					\$528.09	
4/30/2018	356,097	GLTRX00046204					\$686.76	
4/30/2018	356,097	GLTRX00046204					\$1,072.10	
5/1/2018	356,307	PMTRX00011471	Purchases		APPLICATION 4 BUTTER	Rose Excavating & Development Inc.	\$134,142.94	
5/7/2018	357,185	PMTRX00011490	Purchases		18515	Cardinal Engineering	\$625.00	
5/14/2018	356,552	PMTRX00011477	Purchases		BUTTERMILK FINAL	Rose Excavating & Development Inc.	\$72,300.76	



5/31/2018	357,252	GLTRX00046351							\$356.30
5/31/2018	357,252	GLTRX00046351							\$634.40
5/31/2018	357,252	GLTRX00046351							\$482.67
5/31/2018	357,518	GLTRX00046377							\$188.75
6/30/2018	358,980	GLTRX00046578							\$2,288.02

Account:	184-0853-000	Totals:	Account:	184-0852-000	Net Change	Ending Balance			
Trx Date	Jrnl No.	Orig. Audit Trail	Description:	McHenry St & Clifton Ave WMR Newpo	Beginning Balance:	\$477,179.52	\$528,226.14	\$69,747.30	
			Distribution Reference		Orig. Master Number	\$91,361.20			
					Orig. Master Name		Debit	Credit	

Account:	184-0855-000	Totals:	Account:	184-0853-000	Net Change	Ending Balance			*No transactions for this account*
Trx Date	Jrnl No.	Orig. Audit Trail	Description:	Arlington Rd WM	Beginning Balance:	\$91,361.20	\$0.00	\$0.00	
			Distribution Reference		Orig. Master Number	\$9,041.81			
					Orig. Master Name		Debit	Credit	
1/15/2018	351,156	PMTRX00011357	Purchases		7602		\$290.00		
1/31/2018	351,543	GLTRX00045642					\$26.42		
2/13/2018	352,695	PMTRX00011392	Purchases		7867	Bayer & Becker, Inc.	\$120.00		
2/28/2018	353,015	GLTRX00045862					\$105.68		
2/28/2018	353,015	GLTRX00045862					\$384.66		
3/30/2018	354,648	GLTRX00046031					\$26.42		
3/30/2018	354,648	GLTRX00046031					\$52.84		
4/30/2018	356,097	GLTRX00046204					\$105.68		
4/30/2018	356,097	GLTRX00046204					\$158.52		
4/30/2018	356,097	GLTRX00046204					\$52.84		
5/1/2018	356,304	PMTRX00011471	Purchases		0001627796-55961	Enquirer Media	\$422.59		
5/31/2018	357,252	GLTRX00046351					\$192.85		
5/31/2018	357,252	GLTRX00046351					\$26.42		
5/31/2018	357,252	GLTRX00046351					\$52.84		
5/31/2018	357,252	GLTRX00046351					\$105.68		
6/30/2018	358,980	GLTRX00046578					\$377.18		
6/30/2018	358,982	GLTRX00046579					\$158.52		

Account:	184-0858-000	Totals:	Account:	184-0855-000	Net Change	Ending Balance			
Trx Date	Jrnl No.	Orig. Audit Trail	Description:	Erlanger Rd Phase II WMR	Beginning Balance:	\$11,700.95	\$2,659.14	\$0.00	
			Distribution Reference		Orig. Master Number	\$13,671.01			
					Orig. Master Name		Debit	Credit	
1/31/2018	351,543	GLTRX00045642					\$317.04		
1/31/2018	351,543	GLTRX00045642					\$105.68		
3/30/2018	354,648	GLTRX00046031					\$422.72		
3/30/2018	354,648	GLTRX00046031					\$105.68		
3/30/2018	354,648	GLTRX00046031					\$79.26		
4/1/2018	355,122	PMTRX00011446	Purchases		0001524764-57333	Enquirer Media	\$508.00		
4/23/2018	355,725	PMTRX00011459	Purchases		18-238	Viox & Viox Inc.	\$3,490.00		
4/30/2018	356,097	GLTRX00046204					\$26.42		
5/31/2018	357,252	GLTRX00046351					\$26.42		
5/31/2018	357,252	GLTRX00046351					\$264.20		
6/19/2018	357,898	PMTRX00011510	Purchases		667414	A&S Electric Supply Inc.	\$158.16		
6/22/2018	358,426	PMTRX00011525	Purchases		APPLICATION 1 ERLANG	Rose Excavating & Development Inc.	\$113,567.05		
6/30/2018	358,841	GLTRX00046553					\$1,060.40		
6/30/2018	358,980	GLTRX00046578					\$285.54		
6/30/2018	358,982	GLTRX00046579					\$22.84		
6/30/2018	358,982	GLTRX00046579					\$223.30		
6/30/2018	358,982	GLTRX00046579					\$286.74		

Account:	184-0859-000	Totals:	Account:	184-0858-000	Net Change	Ending Balance			
Trx Date	Jrnl No.	Orig. Audit Trail	Description:	Birch Ave WMR Erlanger	Beginning Balance:	\$134,620.46	\$120,949.45	\$0.00	
			Distribution Reference		Orig. Master Number	\$7,168.30			
					Orig. Master Name		Debit	Credit	
3/1/2018	353,435	PMTRX00011408	Purchases		0001414533-57333	Enquirer Media	\$493.45		
4/11/2018	355,089	PMTRX00011444	Purchases		664190	A&S Electric Supply Inc.	\$54.00		
System:	DETAILED TRIAL B 9/24/2018	12:01:21 PM	Page:	93	User Date:	9/24/2018	User ID:	skampsen	

N Ky Water District

4/30/2018	356,097	GLTRX00046204					\$766.28	
5/1/2018	356,040	PMTRX00011466	Purchases	18-223	Viox & Viox Inc.		\$1,487.75	
5/1/2018	356,041	PMTRX00011466	Purchases	APPLICATION 1 BIRCH	Larry Smith Incorporated		\$66,009.33	
5/9/2018	356,306	PMTRX00011471	Purchases	665503	A&S Electric Supply Inc.		\$208.32	
5/31/2018	357,252	GLTRX00046351					\$363.66	
5/31/2018	357,252	GLTRX00046351					\$665.29	
5/31/2018	357,252	GLTRX00046351					\$689.70	
5/31/2018	357,252	GLTRX00046351					\$576.84	
5/31/2018	357,518	GLTRX00046377					\$6,077.05	
5/31/2018	357,518	GLTRX00046377						\$98.01
6/14/2018	357,897	PMTRX00011510	Purchases	2797	Larry Smith Incorporated		\$48,385.99	
6/30/2018	358,980	GLTRX00046578					\$1,152.48	
6/30/2018	358,982	GLTRX00046579					\$50.16	
6/30/2018	358,982	GLTRX00046579					\$25.08	

Account:	184-0860-000	Totals:	Account:	184-0859-000	Net Change	Ending Balance	\$127,005.38	\$98.01
Trx Date	Jrnl No.	Description:	Amsterdam Rd WMR Villa Hills	Beginning Balance:	\$126,907.37	\$134,075.67		
		Distribution Reference		Orig. Master Number	\$664.35			

Trx Date	Jrnl No.	Orig. Audit Trail	Distribution Reference	Orig. Master Number	Orig. Master Name	Debit	Credit
1/31/2018	351,543	GLTRX00045642				\$26.42	
2/28/2018	353,015	GLTRX00045862				\$237.78	
2/28/2018	353,015	GLTRX00045862				\$105.68	
2/28/2018	353,015	GLTRX00045862				\$79.26	
2/28/2018	353,015	GLTRX00045862				\$79.26	
3/2/2018	353,627	PMTRX00011414	Purchases	NK1100-030218	Hrezo Engineering, Inc	\$13,472.42	
3/30/2018	354,648	GLTRX00046031				\$105.68	
3/30/2018	354,648	GLTRX00046031				\$26.42	
4/17/2018	355,325	PMTRX00011451	Purchases	NK1100-041718	Hrezo Engineering, Inc	\$2,719.36	
4/30/2018	356,097	GLTRX00046204				\$52.84	
4/30/2018	356,097	GLTRX00046204				\$52.84	
5/18/2018	356,547	PMTRX00011477	Purchases	NK1100-051818	Hrezo Engineering, Inc	\$1,121.25	
5/31/2018	357,252	GLTRX00046351				\$105.68	
5/31/2018	357,252	GLTRX00046351				\$26.42	
6/30/2018	358,980	GLTRX00046578				\$169.20	
6/30/2018	358,982	GLTRX00046579				\$79.26	
6/30/2018	358,982	GLTRX00046579				\$52.84	

Account:	184-0861-000	Totals:	Account:	184-0860-000	Net Change	Ending Balance	\$18,512.61	\$0.00
Trx Date	Jrnl No.	Description:	Stonehouse Rd WMR	Beginning Balance:	\$18,512.61	\$19,176.96		
		Distribution Reference		Orig. Master Number	\$8,911.68			

Trx Date	Jrnl No.	Orig. Audit Trail	Distribution Reference	Orig. Master Number	Orig. Master Name	Debit	Credit
1/15/2018	351,155	PMTRX00011357	Purchases	18241	Cardinal Engineering	\$11,713.65	
2/21/2018	352,693	PMTRX00011392	Purchases	18309	Cardinal Engineering	\$1,875.00	
3/13/2018	353,628	PMTRX00011414	Purchases	18380	Cardinal Engineering	\$2,250.00	
3/30/2018	354,648	GLTRX00046031				\$105.68	
3/30/2018	354,648	GLTRX00046031				\$211.36	
4/12/2018	355,327	PMTRX00011451	Purchases	18429	Cardinal Engineering	\$721.00	
4/30/2018	356,097	GLTRX00046204				\$105.68	
4/30/2018	356,097	GLTRX00046204				\$79.26	
5/7/2018	357,184	PMTRX00011490	Purchases	18513	Cardinal Engineering	\$3,081.55	
5/31/2018	357,252	GLTRX00046351				\$237.78	
5/31/2018	357,252	GLTRX00046351				\$184.94	
5/31/2018	357,252	GLTRX00046351				\$26.42	
6/4/2018	357,894	PMTRX00011510	Purchases	18605	Cardinal Engineering	\$1,062.50	
6/30/2018	358,982	GLTRX00046579				\$211.36	
6/30/2018	358,982	GLTRX00046579				\$158.52	

Account:	184-0862-000	Totals:	Account:	184-0861-000	Net Change	Ending Balance	\$22,024.70	\$0.00
Trx Date	Jrnl No.	Description:	Highland Ave WMR Ft. Mitchell	Beginning Balance:	\$22,024.70	\$30,936.38		
		Distribution Reference		Orig. Master Number	\$7,947.59			

Trx Date	Jrnl No.	Orig. Audit Trail	Distribution Reference	Orig. Master Number	Orig. Master Name	Debit	Credit
----------	----------	-------------------	------------------------	---------------------	-------------------	-------	--------

2/28/2018	353,015	GLTRX00045862						\$51.50	
3/30/2018	354,322	GLTRX00046014						\$6,495.84	
3/30/2018	354,648	GLTRX00046031						\$106.22	
3/30/2018	354,648	GLTRX00046031						\$802.75	
3/30/2018	354,648	GLTRX00046031						\$940.95	
3/30/2018	354,648	GLTRX00046031						\$631.95	
4/1/2018	354,521	PMTRX00011428	Purchases		663473		A&S Electric Supply Inc.	\$54.00	
4/1/2018	354,756	PMTRX00011435	Purchases		APPLICATION 1 HIGHLA		Smithcorp, Inc.	\$93,269.00	
4/30/2018	355,972	GLTRX00046190						\$511.65	
System:	DETAILED TRIAL B 9/24/2018		12:01:21 PM	Page:	94	User Date:	9/24/2018	User ID:	skampsen
N Ky Water District									
4/30/2018	355,972	GLTRX00046190							\$147.62
4/30/2018	356,097	GLTRX00046204						\$482.81	
4/30/2018	356,097	GLTRX00046204						\$457.06	
4/30/2018	356,097	GLTRX00046204						\$90.13	
4/30/2018	356,097	GLTRX00046204						\$103.00	
5/31/2018	357,252	GLTRX00046351						\$25.75	
6/30/2018	358,980	GLTRX00046578						\$842.54	
			Totals:	Account:	184-0862-000	Net Change	Ending Balance		
Account:	184-0863-000		Description:	Amsterdam Rd (morris to redwood) W	Beginning Balance:	\$104,717.53	\$112,665.12	\$104,865.15	\$147.62
Trx Date	Jrnl No.	Orig. Audit Trail	Distribution Reference	Orig. Master Number	Orig. Master Name			Debit	Credit
1/15/2018	351,151	PMTRX00011357	Purchases	170693-2	CT Consultants			\$1,560.00	
2/14/2018	352,694	PMTRX00011392	Purchases	170693-3	CT Consultants			\$880.00	
3/1/2018	353,100	PMTRX00011400	Purchases	0001233669-57333	Enquirer Media			\$535.08	
3/13/2018	353,632	PMTRX00011414	Purchases	170693-4	CT Consultants			\$150.00	
3/30/2018	354,322	GLTRX00046014						\$538.53	
3/30/2018	354,648	GLTRX00046031						\$35.70	
3/30/2018	354,648	GLTRX00046031						\$321.30	
3/30/2018	354,648	GLTRX00046031						\$374.85	
4/1/2018	355,086	PMTRX00011444	Purchases	2697	Larry Smith Incorporated			\$76,733.00	
4/30/2018	355,972	GLTRX00046190						\$4,350.65	
4/30/2018	356,097	GLTRX00046204						\$232.05	
4/30/2018	356,097	GLTRX00046204						\$232.05	
4/30/2018	356,097	GLTRX00046204						\$298.99	
4/30/2018	356,097	GLTRX00046204						\$392.70	
5/1/2018	356,553	PMTRX00011477	Purchases	2732	Larry Smith Incorporated			\$74,523.00	
5/31/2018	357,252	GLTRX00046351						\$107.10	
5/31/2018	357,252	GLTRX00046351						\$17.85	
6/30/2018	358,980	GLTRX00046578						\$338.40	
			Totals:	Account:	184-0863-000	Net Change	Ending Balance		
Account:	184-0864-000		Description:	Winters Lane WMR - Cold Spring	Beginning Balance:	\$161,621.25	\$168,443.17	\$161,621.25	\$0.00
Trx Date	Jrnl No.	Orig. Audit Trail	Distribution Reference	Orig. Master Number	Orig. Master Name			Debit	Credit
2/1/2018	351,551	PMTRX00011365	Purchases	7603	Bayer & Becker, Inc.			\$12,445.00	
3/1/2018	353,436	PMTRX00011408	Purchases	7907	Bayer & Becker, Inc.			\$2,985.00	
3/16/2018	353,624	PMTRX00011414	Purchases	8142	Bayer & Becker, Inc.			\$6,025.00	
3/30/2018	354,648	GLTRX00046031						\$26.42	
4/1/2018	355,122	PMTRX00011446	Purchases	0001524764-57333	Enquirer Media			\$457.16	
4/11/2018	355,324	PMTRX00011451	Purchases	8324	Bayer & Becker, Inc.			\$7,165.00	
4/30/2018	356,097	GLTRX00046204						\$105.68	
5/9/2018	356,549	PMTRX00011477	Purchases	8574	Bayer & Becker, Inc.			\$1,500.00	
5/21/2018	356,551	PMTRX00011477	Purchases	521	Gemmer & Sons Inc.			\$100,115.00	
5/23/2018	358,427	PMTRX00011525	Purchases	618 WINTERS LN	Gemmer & Sons Inc.			\$204,567.20	
5/31/2018	357,252	GLTRX00046351						\$50.90	
5/31/2018	357,252	GLTRX00046351						\$127.25	
5/31/2018	357,252	GLTRX00046351						\$627.85	
5/31/2018	357,252	GLTRX00046351						\$738.35	
5/31/2018	357,518	GLTRX00046377						\$4,443.68	

6/1/2018	357,895	PMTRX00011510	Purchases	8812	Bayer & Becker, Inc.	\$352.50		
6/7/2018	357,892	PMTRX00011510	Purchases	119249	Geotechnology	\$6,999.71		
6/19/2018	357,899	PMTRX00011510	Purchases	667415	A&S Electric Supply Inc.	\$316.31		
6/30/2018	358,841	GLTRX00046553				\$8,546.11		
6/30/2018	358,980	GLTRX00046578				\$4,039.68		
6/30/2018	358,982	GLTRX00046579				\$750.78		
6/30/2018	358,982	GLTRX00046579				\$203.60		
6/30/2018	358,982	GLTRX00046579				\$461.28		
6/30/2018	358,982	GLTRX00046579				\$629.15		
6/30/2018	358,982	GLTRX00046579				\$305.70		

Account:	184-0865-000	Totals:	Account:	184-0864-000	Net Change	Ending Balance		
Trx Date	Jrnl No.	Description:	Ripple Creek WMR - Cold Spring	Beginning Balance:	\$363,984.31	\$364,188.66	\$363,984.31	\$0.00
2/1/2018	351,550	Orig. Audit Trail		Orig. Master Number	\$0.00			
2/9/2018	352,236	PMTRX00011365	Purchases	7604	Bayer & Becker, Inc.	\$560.00		
3/7/2018	353,438	PMTRX00011382	Purchases	7852	Bayer & Becker, Inc.	\$5,600.00		
3/12/2018	353,625	PMTRX00011408	Purchases	6-110-86890	FedEX	\$48.02		
4/1/2018	355,122	PMTRX00011414	Purchases	8086	Bayer & Becker, Inc.	\$7,050.00		
System:	DETAILED TRIAL B 9/24/2018	PMTRX00011446	Purchases	0001524764-57333	Enquirer Media	\$600.92		
N Ky Water District		12:01:21 PM	Page:	95	User Date:	9/24/2018	User ID:	skampsen

4/9/2018	355,084	PMTRX00011444	Purchases	8283	Bayer & Becker, Inc.	\$950.00		
5/9/2018	356,550	PMTRX00011477	Purchases	8573	Bayer & Becker, Inc.	\$300.00		
5/31/2018	357,252	GLTRX00046351				\$50.90		
6/1/2018	357,896	PMTRX00011510	Purchases	8811	Bayer & Becker, Inc.	\$1,740.00		
6/19/2018	357,900	PMTRX00011510	Purchases	667417	A&S Electric Supply Inc.	\$54.00		
6/21/2018	358,423	PMTRX00011525	Purchases	8976	Bayer & Becker, Inc.	\$220.00		
6/30/2018	358,980	GLTRX00046578				\$2,347.68		
6/30/2018	358,982	GLTRX00046579				\$349.01		
6/30/2018	358,982	GLTRX00046579				\$391.29		
6/30/2018	358,982	GLTRX00046579				\$203.60		
6/30/2018	358,982	GLTRX00046579				\$401.29		

Account:	184-0866-000	Totals:	Account:	184-0865-000	Net Change	Ending Balance		
Trx Date	Jrnl No.	Description:	Pentland Place WMR Ft Thomas	Beginning Balance:	\$20,866.71	\$20,866.71	\$20,866.71	\$0.00
3/16/2018	353,633	Orig. Audit Trail		Orig. Master Number	\$0.00			
4/18/2018	355,323	PMTRX00011414	Purchases	180166-1	CT Consultants	\$1,920.00		
6/21/2018	358,424	PMTRX00011451	Purchases	180166-2	CT Consultants	\$5,585.00		
6/30/2018	358,980	PMTRX00011525	Purchases	180166-4	CT Consultants	\$1,004.71		
		GLTRX00046578				\$2,192.56		

Account:	184-0867-000	Totals:	Account:	184-0866-000	Net Change	Ending Balance		
Trx Date	Jrnl No.	Description:	Alexander Circle WMR - Ft Thomas	Beginning Balance:	\$10,702.27	\$10,702.27	\$10,702.27	\$0.00
5/18/2018	356,548	Orig. Audit Trail		Orig. Master Number	\$0.00			
6/21/2018	358,425	PMTRX00011477	Purchases	180421-1	CT Consultants	\$3,140.00		
6/30/2018	358,980	PMTRX00011525	Purchases	180421-2	CT Consultants	\$5,221.88		
		GLTRX00046578				\$676.80		

Account:	184-0868-000	Totals:	Account:	184-0867-000	Net Change	Ending Balance		
Trx Date	Jrnl No.	Description:	Brookwood North Phase	Beginning Balance:	\$9,038.68	\$9,038.68	\$9,038.68	\$0.00
3/1/2018	353,435	Orig. Audit Trail		Orig. Master Number	\$0.00			
3/30/2018	354,648	PMTRX00011408	Purchases	0001414533-57333	Enquirer Media	\$544.16		
4/18/2018	355,328	GLTRX00046031				\$89.25		
4/25/2018	355,722	PMTRX00011451	Purchases	664508	A&S Electric Supply Inc.	\$106.08		
4/30/2018	355,972	PMTRX00011459	Purchases	664909	A&S Electric Supply Inc.	\$106.08		
4/30/2018	356,097	GLTRX00046190				\$6,437.21		
4/30/2018	356,097	GLTRX00046204				\$124.95		
4/30/2018	356,097	GLTRX00046204				\$178.50		
4/30/2018	356,097	GLTRX00046204				\$214.20		



5/31/2018	357,252	GLTRX00046351							\$2,791.27
5/31/2018	357,252	GLTRX00046351							\$2,027.34
6/1/2018	357,113	GLREV00046328							\$2,951.64
6/30/2018	358,256	GLTRX00046469						\$11,211.00	
6/30/2018	358,836	GLTRX00046547						\$3,044.09	
6/30/2018	358,982	GLTRX00046579							\$1,689.28
6/30/2018	358,982	GLTRX00046579							\$1,767.30
6/30/2018	358,982	GLTRX00046579							\$2,294.83
6/30/2018	358,982	GLTRX00046579							\$2,781.84
6/30/2018	358,982	GLTRX00046579							\$2,677.75

Account:	184-4002-000		Totals:	Account:	184-0999-999	Net Change	Ending Balance		
Trx Date	Jrnl No.	Orig. Audit Trail	Description:	Plant Metering Upgrades	184-0999-999	\$2,782.15	\$3,044.09	\$70,842.15	\$68,060.00
6/30/2018	358,980	GLTRX00046578	Distribution Reference		Beginning Balance:	\$0.00			
					Orig. Master Number	Orig. Master Name		Debit	Credit
								\$731.14	

Account:	184-4003-000		Totals:	Account:	184-4002-000	Net Change	Ending Balance		
Trx Date	Jrnl No.	Orig. Audit Trail	Description:	SCADA Improvements	184-4002-000	\$731.14	\$731.14	\$731.14	\$0.00
2/1/2018	352,237	PMTRX00011382	Purchases		Beginning Balance:	\$19,776.24			
3/1/2018	353,437	PMTRX00011408	Purchases		Orig. Master Number	Orig. Master Name		Debit	Credit
4/1/2018	354,522	PMTRX00011428	Purchases		1200096589	HDR Engineering, Inc.		\$630.00	
5/11/2018	357,183	PMTRX00011490	Purchases		1200102713	HDR Engineering, Inc.		\$79,008.41	
6/11/2018	358,315	PMTRX00011520	Purchases		1200106593	HDR Engineering, Inc.		\$3,132.39	
6/30/2018	358,980	GLTRX00046578			1200119921	HDR Engineering, Inc.		\$10,833.00	
					1200125660	HDR Engineering, Inc.		\$1,659.86	
								\$3,716.12	

Account:	184-4004-000		Totals:	Account:	184-4003-000	Net Change	Ending Balance		
Trx Date	Jrnl No.	Orig. Audit Trail	Description:	Rice Neshap backup Generator Project	184-4003-000	\$98,979.78	\$118,756.02	\$98,979.78	\$0.00
System:	DETAILED TRIAL B	9/24/2018	12:01:21 PM		Beginning Balance:	\$1,235.30			
N Ky Water District				Page:	97	Orig. Master Name		Debit	Credit
2/2/2018	352,311	PMTRX00011385	Purchases		Orig. Master Number	Orig. Master Name		Debit	Credit
6/30/2018	358,980	GLTRX00046578			730	Magna Engineers		\$21,940.00	
								\$103.52	

Account:	184-4005-000		Totals:	Account:	184-4004-000	Net Change	Ending Balance		
Trx Date	Jrnl No.	Orig. Audit Trail	Description:	TMTP Flow Meter Pit	184-4004-000	\$22,043.52	\$23,278.82	\$22,043.52	\$0.00
2/1/2018	351,552	PMTRX00011365	Purchases		Beginning Balance:	\$11,905.37			
6/30/2018	358,980	GLTRX00046578			Orig. Master Number	Orig. Master Name		Debit	Credit
					FINAL TMTP FLOW PIT	Rose Excavating & Development Inc.		\$39,210.00	
								\$335.36	

Account:	184-4006-000		Totals:	Account:	184-4005-000	Net Change	Ending Balance		
Trx Date	Jrnl No.	Orig. Audit Trail	Description:	FTTP Sedimentation Basin & Filter Valve	184-4005-000	\$39,545.36	\$51,450.73	\$39,545.36	\$0.00
6/30/2018	358,980	GLTRX00046578			Beginning Balance:	\$0.00			
					Orig. Master Number	Orig. Master Name		Debit	Credit
								\$335.36	

Account:	184-4007-000		Totals:	Account:	184-4006-000	Net Change	Ending Balance		
Trx Date	Jrnl No.	Orig. Audit Trail	Description:	FTTP N. Reservoir Residual Removal	184-4006-000	\$335.36	\$335.36	\$335.36	\$0.00
4/5/2018	355,078	PMTRX00011443	Purchases		Beginning Balance:	\$2,430.00			
5/4/2018	356,368	PMTRX00011474	Purchases		Orig. Master Number	Orig. Master Name		Debit	Credit
6/8/2018	357,909	PMTRX00011511	Purchases		9674	Cornwell Engineering Group, Inc		\$6,712.42	
6/30/2018	358,980	GLTRX00046578			9714	Cornwell Engineering Group, Inc		\$19,892.50	
					9740	Cornwell Engineering Group, Inc		\$2,455.63	
								\$5,135.99	

Account:	184-4008-000		Totals:	Account:	184-4007-000	Net Change	Ending Balance		
Trx Date	Jrnl No.	Orig. Audit Trail	Description:	FTTP Residuals Handling Improvements	184-4007-000	\$34,196.54	\$36,626.54	\$34,196.54	\$0.00
6/30/2018	358,980	GLTRX00046578			Beginning Balance:	\$0.00			
					Orig. Master Number	Orig. Master Name		Debit	Credit
								\$3,897.38	

			Totals:	Account:	184-4008-000	Net Change	Ending Balance		
					184-4008-000	\$3,897.38	\$3,897.38	\$3,897.38	\$0.00

Account:	184-4010-000		Description:	TMTP - PAC & UV Replacement	Beginning Balance:	\$0.00			
Trx Date	Jrnl No.	Orig. Audit Trail	Distribution Reference		Orig. Master Number	Orig. Master Name		Debit	Credit
6/30/2018	358,980	GLTRX00046578						\$90.63	
			Totals:	Account:	184-4010-000	Net Change	Ending Balance		
			Description:	FTTP Press Rehab	Beginning Balance:	\$90.63	\$90.63	\$90.63	\$0.00
Account:	184-4011-000		Description:	FTTP Press Rehab	Beginning Balance:	\$0.00			
Trx Date	Jrnl No.	Orig. Audit Trail	Distribution Reference		Orig. Master Number	Orig. Master Name		Debit	Credit
6/1/2018	357,901	RECVG00002365	Purchases		RCT0000010453	Bullitt Co. Belting & Supply		\$9,938.50	
6/1/2018	357,901	RECVG00002365	Freight		RCT0000010453	Bullitt Co. Belting & Supply		\$324.84	
6/1/2018	357,901	RECVG00002365	Freight		RCT0000010453	Bullitt Co. Belting & Supply		\$0.02	
			Totals:	Account:	184-4011-000	Net Change	Ending Balance		
			Description:	MTPT Clearwell Rehab & Painting	Beginning Balance:	\$10,263.36	\$10,263.36	\$10,263.36	\$0.00
Account:	184-4012-000		Description:	MTPT Clearwell Rehab & Painting	Beginning Balance:	\$0.00			
Trx Date	Jrnl No.	Orig. Audit Trail	Distribution Reference		Orig. Master Number	Orig. Master Name		Debit	Credit
6/30/2018	358,980	GLTRX00046578						\$120.84	
			Totals:	Account:	184-4012-000	Net Change	Ending Balance		
			Description:	Accrue Capital Cost	Beginning Balance:	\$120.84	\$120.84	\$120.84	\$0.00
Account:	184-9999-000		Description:	Accrue Capital Cost	Beginning Balance:	\$409.66			
Trx Date	Jrnl No.	Orig. Audit Trail	Distribution Reference		Orig. Master Number	Orig. Master Name		Debit	Credit
			Totals:	Account:	184-9999-000	Net Change	Ending Balance		
			Description:	Def'd Debit - PSC Assessment	Beginning Balance:	\$0.00	\$409.66	\$0.00	*No transactions for this account*
Account:	186-0001-000		Description:	Def'd Debit - PSC Assessment	Beginning Balance:	\$52,508.67			
Trx Date	Jrnl No.	Orig. Audit Trail	Distribution Reference		Orig. Master Number	Orig. Master Name		Debit	Credit
System:	DETAILED TRIAL B	9/24/2018	12:01:21 PM	Page:	98	User Date:	9/24/2018	User ID:	skampsen
N Ky Water District									
1/31/2018	351,166	GLTRX00045557							\$8,751.44
2/28/2018	352,527	GLTRX00045790							\$8,751.44
3/30/2018	354,268	GLTRX00045980							\$8,751.44
4/30/2018	355,599	GLTRX00046116							\$8,751.44
5/31/2018	356,820	GLTRX00046283							\$8,751.44
6/29/2018	358,250	GLTRX00046463							\$8,751.44
6/29/2018	358,251	GLTRX00046464							\$0.03
			Totals:	Account:	186-0001-000	Net Change	Ending Balance		
			Description:	PSC Rate Case 2015-00143	Beginning Balance:	(\$52,508.67)	\$0.00	\$0.00	\$52,508.67
Account:	186-0010-000		Description:	PSC Rate Case 2015-00143	Beginning Balance:	\$23,089.45			
Trx Date	Jrnl No.	Orig. Audit Trail	Distribution Reference		Orig. Master Number	Orig. Master Name		Debit	Credit
1/31/2018	351,167	GLTRX00045558							\$1,924.13
2/28/2018	352,528	GLTRX00045791							\$1,924.13
3/30/2018	354,269	GLTRX00045981							\$1,924.13
4/30/2018	355,598	GLTRX00046115							\$1,924.13
5/31/2018	356,821	GLTRX00046284							\$1,924.13
6/29/2018	358,249	GLTRX00046462							\$1,924.13
			Totals:	Account:	186-0010-000	Net Change	Ending Balance		
			Description:	PSC Rate Case 2018	Beginning Balance:	(\$11,544.78)	\$11,544.67	\$0.00	\$11,544.78
Account:	186-0012-000		Description:	PSC Rate Case 2018	Beginning Balance:	\$0.00			
Trx Date	Jrnl No.	Orig. Audit Trail	Distribution Reference		Orig. Master Number	Orig. Master Name		Debit	Credit
5/1/2018	356,621	PMTRX00011480	Purchases		062516*3191	Gannett Fleming Companies, Inc.		\$2,905.00	
5/1/2018	356,622	PMTRX00011480	Purchases		062516*3250	Gannett Fleming Companies, Inc.		\$1,102.50	
5/23/2018	356,623	PMTRX00011480	Purchases		062516*3354	Gannett Fleming Companies, Inc.		\$2,152.50	
			Totals:	Account:	186-0012-000	Net Change	Ending Balance		
			Description:	Contributions Subseq. to the Measure	Beginning Balance:	\$6,160.00	\$6,160.00	\$6,160.00	\$0.00
Account:	190-0001-000		Description:	Contributions Subseq. to the Measure	Beginning Balance:	\$559,051.00			
Trx Date	Jrnl No.	Orig. Audit Trail	Distribution Reference		Orig. Master Number	Orig. Master Name		Debit	Credit
			Totals:	Account:	190-0001-000	Net Change	Ending Balance		
			Description:	Difference Between Expected and Actual	Beginning Balance:	\$0.00	\$559,051.00	\$0.00	*No transactions for this account*
Account:	190-0002-000		Description:	Difference Between Expected and Actual	Beginning Balance:	\$23,275.00			
Trx Date	Jrnl No.	Orig. Audit Trail	Distribution Reference		Orig. Master Number	Orig. Master Name		Debit	Credit

Account:	190-0003-000		Totals:	Account:	190-0002-000	Net Change	Ending Balance	*No transactions for this account*	
Trx Date	Jrnl No.	Orig. Audit Trail	Description:	Net Difference Between Projected and	Beginning Balance:	\$0.00	\$23,275.00	\$0.00	\$0.00
			Distribution Reference	Orig. Master Number	Orig. Master Name	\$1,486,175.00		Debit	Credit
Account:	190-0004-000		Totals:	Account:	190-0003-000	Net Change	Ending Balance	*No transactions for this account*	
Trx Date	Jrnl No.	Orig. Audit Trail	Description:	Changes of Assumptions	Beginning Balance:	\$0.00	\$1,486,175.00	\$0.00	\$0.00
			Distribution Reference	Orig. Master Number	Orig. Master Name	\$3,462,673.00		Debit	Credit
Account:	190-0005-000		Totals:	Account:	190-0004-000	Net Change	Ending Balance	*No transactions for this account*	
Trx Date	Jrnl No.	Orig. Audit Trail	Description:	Changes in Proportion and Differences	Beginning Balance:	\$0.00	\$3,462,673.00	\$0.00	\$0.00
			Distribution Reference	Orig. Master Number	Orig. Master Name	\$55,160.00		Debit	Credit
Account:	214-0000-000		Totals:	Account:	190-0005-000	Net Change	Ending Balance	*No transactions for this account*	
Trx Date	Jrnl No.	Orig. Audit Trail	Description:	Appropriated Fund Balance	Beginning Balance:	\$0.00	\$55,160.00	\$0.00	\$0.00
			Distribution Reference	Orig. Master Number	Orig. Master Name	(\$28,850,991.54)		Debit	Credit
System:	DETAILED TRIAL B 9/24/2018		12:01:21 PM	Page:	99	User Date:	9/24/2018	User ID:	skampsen
N Ky Water District									
Account:	215-0000-000		Totals:	Account:	214-0000-000	Net Change	Ending Balance	*No transactions for this account*	
Trx Date	Jrnl No.	Orig. Audit Trail	Description:	UnAppropriated Fund Balance	Beginning Balance:	\$0.00	(\$28,850,991.54)	\$0.00	\$0.00
			Distribution Reference	Orig. Master Number	Orig. Master Name	(\$130,476,235.12)		Debit	Credit
Account:	220-0009-000		Totals:	Account:	215-0000-000	Net Change	Ending Balance	*No transactions for this account*	
Trx Date	Jrnl No.	Orig. Audit Trail	Description:	Current Portion Rural Dev. Loan 1999A	Beginning Balance:	\$0.00	(\$130,476,235.12)	\$0.00	\$0.00
5/1/2018	357,133	CMTRX00008406	Bank Transaction Entry	Orig. Master Number	Orig. Master Name	(\$46,000.00)		Debit	Credit
5/31/2018	359,038	GLTRX00046585		DAJ000039365	USDA RD			\$46,000.00	\$43,525.00
Account:	220-0018-000		Totals:	Account:	220-0009-000	Net Change	Ending Balance	*No transactions for this account*	
Trx Date	Jrnl No.	Orig. Audit Trail	Description:	Current Portion KIA SRF Loan 2008 MP	Beginning Balance:	\$2,475.00	(\$43,525.00)	\$46,000.00	\$43,525.00
5/22/2018	356,457	CMTRX00008381	Bank Transaction Entry	Orig. Master Number	Orig. Master Name	(\$197,626.86)		Debit	Credit
6/30/2018	359,047	GLTRX00046587		DAJ000039174	KIA			\$98,077.85	\$200,591.00
Account:	220-0021-000		Totals:	Account:	220-0018-000	Net Change	Ending Balance	*No transactions for this account*	
Trx Date	Jrnl No.	Orig. Audit Trail	Description:	Current Port. KIA Loan F08-07	Beginning Balance:	(\$102,513.15)	(\$300,140.01)	\$98,077.85	\$200,591.00
5/22/2018	356,457	CMTRX00008381	Bank Transaction Entry	Orig. Master Number	Orig. Master Name	(\$190,904.97)		Debit	Credit
6/30/2018	359,047	GLTRX00046587		DAJ000039174	KIA			\$95,214.45	\$191,860.00
Account:	220-0022-000		Totals:	Account:	220-0021-000	Net Change	Ending Balance	*No transactions for this account*	
Trx Date	Jrnl No.	Orig. Audit Trail	Description:	Current Portion KIA AMR Loan C08-01	Beginning Balance:	(\$96,645.55)	(\$287,550.52)	\$95,214.45	\$191,860.00
1/1/2018	351,453	CMTRX00008293	Bank Transaction Entry	Orig. Master Number	Orig. Master Name	(\$644,281.47)		Debit	Credit
2/1/2018	352,509	CMTRX00008312	Bank Transaction Entry	DAJ000038531				\$52,955.88	
3/1/2018	354,274	CMTRX00008347	Bank Transaction Entry	DAJ000038670				\$53,088.27	
4/1/2018	354,689	CMTRX00008352	Bank Transaction Entry	DAJ000038911				\$53,220.99	
5/1/2018	355,986	CMTRX00008379	Bank Transaction Entry	DAJ000038960				\$53,354.04	
6/1/2018	358,261	CMTRX00008429	Bank Transaction Entry	DAJ000039171				\$53,487.42	
6/30/2018	359,047	GLTRX00046587		DAJ000039532				\$53,621.14	\$654,007.00
			Totals:	Account:	220-0022-000	Net Change	Ending Balance	*No transactions for this account*	
						(\$334,279.26)	(\$978,560.73)	\$319,727.74	\$654,007.00



Account:	220-0023-000		Description:	Current Portion MPTP/FTTP KIA	Beginning Balance:	(\$1,079,224.62)			
Trx Date	Jrnl No.	Orig. Audit Trail	Distribution Reference		Orig. Master Number	Orig. Master Name	Debit	Credit	
5/22/2018	356,457	CMTRX00008381	Bank Transaction Entry		DAJ000039174	KIA	\$536,927.67		
6/30/2018	359,047	GLTRX00046587							\$1,090,017.00
			Totals:	Account:	220-0023-000	Net Change	Ending Balance		
			Description:	Current Portion LTD Bond 2011	Beginning Balance:	(\$553,089.33)	(\$1,632,313.95)	\$536,927.67	\$1,090,017.00
Account:	220-0025-000		Distribution Reference		Orig. Master Number	Orig. Master Name	Debit	Credit	
Trx Date	Jrnl No.	Orig. Audit Trail					\$985,000.00		
2/28/2018	352,790	GLTRX00045804							\$1,015,000.00
2/28/2018	357,758	GLTRX00046398							
			Totals:	Account:	220-0025-000	Net Change	Ending Balance		
			Description:	Current Portion LTD Series 2012 Refina	Beginning Balance:	(\$30,000.00)	(\$1,015,000.00)	\$985,000.00	\$1,015,000.00
Account:	220-0026-000		Distribution Reference		Orig. Master Number	Orig. Master Name	Debit	Credit	
Trx Date	Jrnl No.	Orig. Audit Trail					\$3,475,000.00		
2/28/2018	352,790	GLTRX00045804							\$3,650,000.00
2/28/2018	357,758	GLTRX00046398							
System:	DETAILED TRIAL B 9/24/2018		12:01:21 PM	Page:	100	User Date:	9/24/2018	User ID:	skampsen
N Ky Water District									
			Totals:	Account:	220-0026-000	Net Change	Ending Balance		
			Description:	Current Portion LTD Bond 2013	Beginning Balance:	(\$175,000.00)	(\$3,650,000.00)	\$3,475,000.00	\$3,650,000.00
Account:	220-0027-000		Distribution Reference		Orig. Master Number	Orig. Master Name	Debit	Credit	
Trx Date	Jrnl No.	Orig. Audit Trail					\$685,000.00		
2/28/2018	352,790	GLTRX00045804							\$720,000.00
2/28/2018	357,758	GLTRX00046398							
			Totals:	Account:	220-0027-000	Net Change	Ending Balance		
			Description:	Current Portion LTD Series 2013B Refin	Beginning Balance:	(\$35,000.00)	(\$720,000.00)	\$685,000.00	\$720,000.00
Account:	220-0028-000		Distribution Reference		Orig. Master Number	Orig. Master Name	Debit	Credit	
Trx Date	Jrnl No.	Orig. Audit Trail					\$1,170,000.00		
2/28/2018	352,790	GLTRX00045804							\$1,230,000.00
2/28/2018	357,758	GLTRX00046398							
			Totals:	Account:	220-0028-000	Net Change	Ending Balance		
			Description:	Current Portion LTD Series 2014B Refin	Beginning Balance:	(\$60,000.00)	(\$1,230,000.00)	\$1,170,000.00	\$1,230,000.00
Account:	220-0029-000		Distribution Reference		Orig. Master Number	Orig. Master Name	Debit	Credit	
Trx Date	Jrnl No.	Orig. Audit Trail					\$1,880,000.00		
2/28/2018	352,790	GLTRX00045804							\$1,980,000.00
2/28/2018	357,758	GLTRX00046398							
			Totals:	Account:	220-0029-000	Net Change	Ending Balance		
			Description:	Current Portion LTD Series 2016	Beginning Balance:	(\$100,000.00)	(\$1,980,000.00)	\$1,880,000.00	\$1,980,000.00
Account:	220-0032-000		Distribution Reference		Orig. Master Number	Orig. Master Name	Debit	Credit	
Trx Date	Jrnl No.	Orig. Audit Trail					\$1,910,000.00		
2/28/2018	352,790	GLTRX00045804							\$2,005,000.00
2/28/2018	357,758	GLTRX00046398							
			Totals:	Account:	220-0032-000	Net Change	Ending Balance		
			Description:	Current Portion KIA B15-003	Beginning Balance:	(\$95,000.00)	(\$2,005,000.00)	\$1,910,000.00	\$2,005,000.00
Account:	220-0034-000		Distribution Reference		Orig. Master Number	Orig. Master Name	Debit	Credit	
Trx Date	Jrnl No.	Orig. Audit Trail							
5/1/2018	356,456	GLTRX00046238							\$61,750.27
5/22/2018	356,457	CMTRX00008381	Bank Transaction Entry		DAJ000039174	KIA	\$30,817.35		\$31,048.91
6/30/2018	359,342	GLTRX00046634							
			Totals:	Account:	220-0034-000	Net Change	Ending Balance		
			Description:	Rural Development Loan Payable 1999/	Beginning Balance:	(\$61,981.83)	(\$61,981.83)	\$30,817.35	\$92,799.18
Account:	221-0009-000		Distribution Reference		Orig. Master Number	Orig. Master Name	Debit	Credit	
Trx Date	Jrnl No.	Orig. Audit Trail					\$43,525.00		
5/31/2018	359,038	GLTRX00046585							\$0.00
			Totals:	Account:	221-0009-000	Net Change	Ending Balance		
			Description:	KY Infrastructure SRF Loan 2008 MP Che	Beginning Balance:	(\$2,202,389.32)	(\$1,697,475.00)	\$43,525.00	\$0.00
Account:	221-0018-000		Distribution Reference		Orig. Master Number	Orig. Master Name	Debit	Credit	
Trx Date	Jrnl No.	Orig. Audit Trail					\$200,591.00		
6/30/2018	359,047	GLTRX00046587							

Account:	221-0021-000		Totals:	Account:	221-0018-000	Net Change	Ending Balance		
Trx Date	Jrnl No.	Orig. Audit Trail	Description:	KIA Loan F08-07	Beginning Balance:	\$200,591.00	(\$2,001,798.32)	\$200,591.00	\$0.00
6/30/2018	359,047	GLTRX00046587	Distribution Reference		Orig. Master Number	Orig. Master Name		Debit	Credit
								\$191,860.00	
Account:	221-0022-000		Totals:	Account:	221-0021-000	Net Change	Ending Balance		
Trx Date	Jrnl No.	Orig. Audit Trail	Description:	KIA SRF LOAN AMR C08-01	Beginning Balance:	\$191,860.00	(\$2,690,759.21)	\$191,860.00	\$0.00
6/30/2018	359,047	GLTRX00046587	Distribution Reference		Orig. Master Number	Orig. Master Name		Debit	Credit
System:	DETAILED TRIAL B	9/24/2018	12:01:21 PM	Page:	101	User Date:	9/24/2018	User ID:	skampsen
N Ky Water District								\$654,007.00	
Account:	221-0023-000		Totals:	Account:	221-0022-000	Net Change	Ending Balance		
Trx Date	Jrnl No.	Orig. Audit Trail	Description:	KIA SRF Loan - MPTP/FTTP GAC Project	Beginning Balance:	\$654,007.00	(\$693,940.95)	\$654,007.00	\$0.00
6/30/2018	359,047	GLTRX00046587	Distribution Reference		Orig. Master Number	Orig. Master Name		Debit	Credit
								\$1,090,017.00	
Account:	221-0025-000		Totals:	Account:	221-0023-000	Net Change	Ending Balance		
Trx Date	Jrnl No.	Orig. Audit Trail	Description:	Bond Payable-Bond 2011	Beginning Balance:	\$1,090,017.00	(\$17,231,426.54)	\$1,090,017.00	\$0.00
2/28/2018	357,758	GLTRX00046398	Distribution Reference		Orig. Master Number	Orig. Master Name		Debit	Credit
								\$1,015,000.00	
Account:	221-0026-000		Totals:	Account:	221-0025-000	Net Change	Ending Balance		
Trx Date	Jrnl No.	Orig. Audit Trail	Description:	Bonds Payable Series 2012 Refinancing	Beginning Balance:	\$1,015,000.00	(\$23,490,000.00)	\$1,015,000.00	\$0.00
2/28/2018	357,758	GLTRX00046398	Distribution Reference		Orig. Master Number	Orig. Master Name		Debit	Credit
								\$3,650,000.00	
Account:	221-0027-000		Totals:	Account:	221-0026-000	Net Change	Ending Balance		
Trx Date	Jrnl No.	Orig. Audit Trail	Description:	Bond Payable-Bond 2013	Beginning Balance:	\$3,650,000.00	(\$37,825,000.00)	\$3,650,000.00	\$0.00
2/28/2018	357,758	GLTRX00046398	Distribution Reference		Orig. Master Number	Orig. Master Name		Debit	Credit
								\$720,000.00	
Account:	221-0028-000		Totals:	Account:	221-0027-000	Net Change	Ending Balance		
Trx Date	Jrnl No.	Orig. Audit Trail	Description:	Bonds Payable Series 2013B Refinancing	Beginning Balance:	\$720,000.00	(\$22,440,000.00)	\$720,000.00	\$0.00
2/28/2018	357,758	GLTRX00046398	Distribution Reference		Orig. Master Number	Orig. Master Name		Debit	Credit
								\$1,230,000.00	
Account:	221-0029-000		Totals:	Account:	221-0028-000	Net Change	Ending Balance		
Trx Date	Jrnl No.	Orig. Audit Trail	Description:	Bonds Payable Series 2014B Refinancing	Beginning Balance:	\$1,230,000.00	(\$14,135,000.00)	\$1,230,000.00	\$0.00
2/28/2018	357,758	GLTRX00046398	Distribution Reference		Orig. Master Number	Orig. Master Name		Debit	Credit
								\$1,980,000.00	
Account:	221-0030-000		Totals:	Account:	221-0029-000	Net Change	Ending Balance		
Trx Date	Jrnl No.	Orig. Audit Trail	Description:	KIA SRF Loan F13-012	Beginning Balance:	\$1,980,000.00	(\$6,155,000.00)	\$1,980,000.00	\$0.00
			Distribution Reference		Orig. Master Number	Orig. Master Name		Debit	Credit
Account:	221-0031-000		Totals:	Account:	221-0030-000	Net Change	Ending Balance		*No transactions for this account*
Trx Date	Jrnl No.	Orig. Audit Trail	Description:	KIA SRF Loan F14-015	Beginning Balance:	\$0.00	(\$4,522,999.99)	\$0.00	\$0.00
			Distribution Reference		Orig. Master Number	Orig. Master Name		Debit	Credit
Account:	221-0032-000		Totals:	Account:	221-0031-000	Net Change	Ending Balance		*No transactions for this account*
Trx Date	Jrnl No.	Orig. Audit Trail	Description:	Bonds Payable Series 2016 Refinancing	Beginning Balance:	\$0.00	(\$3,287,143.25)	\$0.00	\$0.00
2/28/2018	357,758	GLTRX00046398	Distribution Reference		Orig. Master Number	Orig. Master Name		Debit	Credit
								\$2,005,000.00	
			Totals:	Account:	221-0032-000	Net Change	Ending Balance		
						\$2,005,000.00	(\$35,535,000.00)	\$2,005,000.00	\$0.00

Account:	221-0033-000	Description:	KIA SRF Loan F15-011	Beginning Balance:	(\$2,633,963.16)				
Trx Date	Jrnl No.	Orig. Audit Trail	Distribution Reference	Orig. Master Number	Orig. Master Name	Debit	Credit		
6/15/2018	358,399	CMTRX00008432	Bank Transaction Entry	IAJ000039549	KIA SRF		\$901,131.28		
System:	DETAILED TRIAL B	9/24/2018	12:01:21 PM	Page:	102	User Date:	9/24/2018	User ID:	skampsen
N Ky Water District									

Account:	221-0034-000	Totals:	Account:	221-0033-000	Net Change	Ending Balance	\$0.00	\$901,131.28
Trx Date	Jrnl No.	Description:	Description:	Beginning Balance:	(\$901,131.28)	(\$3,535,094.44)		
5/1/2018	356,456	GLTRX00046238	KIA SRF Loan B15-003	Orig. Master Number	(\$1,327,269.00)			
6/15/2018	358,633	CMTRX00008433		Orig. Master Name				
6/30/2018	359,342	GLTRX00046634						
		Bank Transaction Entry		IAJ000039556	KIA			\$64,925.75
								\$31,048.91

Account:	221-0035-000	Totals:	Account:	221-0034-000	Net Change	Ending Balance	\$92,799.18	\$64,925.75
Trx Date	Jrnl No.	Description:	Description:	Beginning Balance:	\$27,873.43	(\$1,299,395.57)		
		Rural Development Loan Payable 2014/	Rural Development Loan Payable 2014/	Orig. Master Number	(\$1,733,000.00)			
				Orig. Master Name				

Account:	231-0001-000	Totals:	Account:	221-0035-000	Net Change	Ending Balance	\$0.00	*No transactions for this account*
Trx Date	Jrnl No.	Description:	Description:	Beginning Balance:	\$0.00	(\$1,733,000.00)	\$0.00	\$0.00
		Accounts Payable Vendors	Accounts Payable Vendors	Orig. Master Number	(\$509,634.79)			

1/1/2018	349,508	RECVG00002311	Accounts Payable	RCT0000010135	AllMax Software, Inc.			\$3,635.00
1/1/2018	349,509	RECVG00002311	Accounts Payable	RCT0000010136	EST Analytical			\$4,570.00
1/1/2018	349,609	PMTRX00011317	Accounts Payable	350859347	Humana Dental Ins. Co.			\$1,073.10
1/1/2018	349,622	PMTRX00011317	Accounts Payable	PERMIT 1095000 2018	Postmaster Covington Ky			\$225.00
1/1/2018	349,915	RECVG00002312	Accounts Payable	RCT0000010140	Advanced Utility Systems			\$117,374.09
1/1/2018	350,041	PMTRX00011326	Accounts Payable	120461 01.	Florence Winwater Works			\$6,918.10
1/1/2018	350,043	PMTRX00011326	Accounts Payable	120970 00.	Florence Winwater Works			\$5,157.30
1/1/2018	350,044	PMTRX00011326	Accounts Payable	120633 02.	Florence Winwater Works			\$165.48
1/1/2018	350,124	PMTRX00011329	Accounts Payable	BANK FEE 092683	Len Riegler Blacktop, Inc.			\$6.00
1/1/2018	350,138	PMTRX00011331	Accounts Payable	1039861 1/18	Cincinnati Bell			\$36.74
1/1/2018	350,139	PMTRX00011331	Accounts Payable	L164224 01/18	Cincinnati Bell			\$124.85
1/1/2018	350,140	PMTRX00011331	Accounts Payable	D160351 01/18	Cincinnati Bell			\$1,454.50
1/1/2018	350,141	PMTRX00011331	Accounts Payable	D160584 01/18	Cincinnati Bell			\$5,895.30
1/1/2018	350,180	PMTRX00011331	Accounts Payable	351285	Richie Trucking			\$1,625.00
1/1/2018	350,181	PMTRX00011331	Accounts Payable	SRV019597	TrinSoft, LLC			\$42.50
1/1/2018	350,192	RECVG00002315	Accounts Payable	RCT0000010151	Core & Main			\$14,373.00
1/1/2018	350,193	RECVG00002315	Accounts Payable	RCT0000010152	Core & Main			\$1,762.50
1/1/2018	350,198	RECVG00002315	Accounts Payable	RCT0000010157	Viking Supply, Inc			\$88.46
1/1/2018	350,199	RECVG00002315	Accounts Payable	RCT0000010158	Viking Supply, Inc			\$3,053.75
1/1/2018	350,214	PMTRX00011332	Accounts Payable	163370175	EyeMed			\$1,236.14
1/1/2018	350,220	PMTRX00011332	Accounts Payable	NKWSDBL1570164 01/18	Lincoln National Life Insurance Co.			\$802.51
1/1/2018	350,226	PMTRX00011332	Accounts Payable	10856	Pension Corporation of America			\$4,775.34
1/1/2018	350,230	PMTRX00011332	Accounts Payable	8100034728000 1/18	Sanitation District No. 1			\$15.46
1/1/2018	350,231	PMTRX00011332	Accounts Payable	8100034727001 1/18	Sanitation District No. 1			\$25.04
1/1/2018	350,388	RECVG00002316	Accounts Payable	RCT0000010168	Viking Supply, Inc			\$562.40
1/1/2018	350,515	PMTRX00011341	Accounts Payable	683523 MPTP 2018	ACE Exterminating Co. / Dawn			\$682.10
1/1/2018	350,516	PMTRX00011341	Accounts Payable	683523 FTTP 2018	ACE Exterminating Co. / Dawn			\$1,445.69
1/1/2018	350,517	PMTRX00011341	Accounts Payable	683523 TMTP 2018	ACE Exterminating Co. / Dawn			\$682.10
1/1/2018	350,572	PMTRX00011343	Accounts Payable	RON LOVAN 2018	NKCCMA			\$180.00
1/1/2018	350,600	PMTRX00011344	Accounts Payable	430234 1/18	Vivial			\$630.80
1/1/2018	350,612	PMTRX00011345	Accounts Payable	BANK FEE	Midwest Bottle Gas Dist. Inc			\$50.00
1/1/2018	350,824	PMTRX00011348	Accounts Payable	JASON MILLER 2018	No Ky Public Works Association			\$20.00
1/1/2018	351,508	GLTRX00045629						\$32,080.99
1/1/2018	351,513	GLTRX00045632						\$12,240.88
1/2/2018	349,623	PMTRX00011317	Accounts Payable	PERMIT 1095001 2018	Postmaster Covington Ky			\$685.00
1/2/2018	349,637	PMCHK00006963	Accounts Payable	92721	A-1 Electric Motor Service			\$164.84
1/2/2018	349,638	PMCHK00006963	Accounts Payable	92722	Agilent Technologies			\$448.00
1/2/2018	349,639	PMCHK00006963	Accounts Payable	92723	AllMax Software, Inc.			\$3,635.00

1/2/2018	349,640	PMCHK00006963	Accounts Payable	92724	American Academy	\$200.00
1/2/2018	349,641	PMCHK00006963	Accounts Payable	92725	Battery Neighbor LLC	\$138.24
1/2/2018	349,642	PMCHK00006963	Accounts Payable	92726	Blevins, Ronald	\$50.00
1/2/2018	349,643	PMCHK00006963	Accounts Payable	92727	Boden, Deanna	\$78.11
1/2/2018	349,644	PMCHK00006963	Accounts Payable	92728	Buckeye Power Sales Co., Inc	\$342.88
1/2/2018	349,645	PMCHK00006963	Accounts Payable	92729	CBT Company	\$972.67
1/2/2018	349,646	PMCHK00006963	Accounts Payable	92730	Cincinnati Bell	\$2,296.66
1/2/2018	349,647	PMCHK00006963	Accounts Payable	92731	Cincinnati Bell Any Distance	\$94.52
1/2/2018	349,648	PMCHK00006963	Accounts Payable	92732	City of Southgate	\$50.00
1/2/2018	349,649	PMCHK00006963	Accounts Payable	92733	Clemons, Kim	\$327.03
1/2/2018	349,650	PMCHK00006963	Accounts Payable	92734	Core & Main	\$9,025.00
1/2/2018	349,651	PMCHK00006963	Accounts Payable	92735	Crescent Springs Hardware	\$37.59
1/2/2018	349,652	PMCHK00006963	Accounts Payable	92736	Derek Inc.	\$240.40
System:	DETAILED TRIAL B 9/24/2018	12:01:21 PM	Page:	103	User Date:	9/24/2018
					User ID:	skampsen
N Ky Water District						
1/2/2018	349,653	PMCHK00006963	Accounts Payable	92737	Duke Energy	\$42,420.03
1/2/2018	349,654	PMCHK00006963	Accounts Payable	92738	Eppendorf North America, Inc.	\$245.99
1/2/2018	349,655	PMCHK00006963	Accounts Payable	92739	EST Analytical	\$4,570.00
1/2/2018	349,656	PMCHK00006963	Accounts Payable	92740	Fastenal Company	\$14.40
1/2/2018	349,657	PMCHK00006963	Accounts Payable	92741	Fisher Scientific	\$288.05
1/2/2018	349,658	PMCHK00006963	Accounts Payable	92742	Florence Winwater Works	\$7,278.50
1/2/2018	349,659	PMCHK00006963	Accounts Payable	92743	Franzen, TJ	\$112.44
1/2/2018	349,660	PMCHK00006963	Accounts Payable	92744	Grainger	\$515.96
1/2/2018	349,661	PMCHK00006963	Accounts Payable	92745	Greater Comfort Heating & Air	\$913.92
1/2/2018	349,662	PMCHK00006963	Accounts Payable	92746	Hall Contracting of Ky Inc.	\$320.79
1/2/2018	349,663	PMCHK00006963	Accounts Payable	92747	Harper Oil Products Inc	\$4,009.03
1/2/2018	349,664	PMCHK00006963	Accounts Payable	92748	Henn Plumbing Inc.	\$367.60
1/2/2018	349,665	PMCHK00006963	Accounts Payable	92749	Hoffman, Jeremy	\$79.88
1/2/2018	349,666	PMCHK00006963	Accounts Payable	92750	Humana Dental Ins. Co.	\$1,073.10
1/2/2018	349,667	PMCHK00006963	Accounts Payable	92751	Ideal Supplies Inc	\$120.00
1/2/2018	349,668	PMCHK00006963	Accounts Payable	92752	Joshua One LLC	\$200.79
1/2/2018	349,669	PMCHK00006963	Accounts Payable	92753	KOI Enterprises, Inc	\$262.30
1/2/2018	349,670	PMCHK00006963	Accounts Payable	92754	Leak Eliminators	\$111.98
1/2/2018	349,671	PMCHK00006963	Accounts Payable	92755	Len Riegler Blacktop, Inc.	\$37.09
1/2/2018	349,672	PMCHK00006963	Accounts Payable	92756	Lykins Oil Company	\$2,533.06
1/2/2018	349,673	PMCHK00006963	Accounts Payable	92757	Miller Pipeline	\$947.74
1/2/2018	349,674	PMCHK00006963	Accounts Payable	92758	Minuteman/Design Press	\$132.00
1/2/2018	349,675	PMCHK00006963	Accounts Payable	92759	Moor, Johnathan	\$1,921.95
1/2/2018	349,676	PMCHK00006963	Accounts Payable	92760	OFFICETEAM, Specialized Admin. Staffing	\$4,913.94
1/2/2018	349,677	PMCHK00006963	Accounts Payable	92761	Owen Electric Cooperative Inc	\$93.12
1/2/2018	349,678	PMCHK00006963	Accounts Payable	92762	Pacific Interpreters	\$13.05
1/2/2018	349,679	PMCHK00006963	Accounts Payable	92763	Pitney Bowes Inc.	\$765.12
1/2/2018	349,680	PMCHK00006963	Accounts Payable	92764	Pitney Bowes Inc.	\$3,000.00
1/2/2018	349,681	PMCHK00006963	Accounts Payable	92765	Postmaster Covington Ky	\$910.00
1/2/2018	349,682	PMCHK00006963	Accounts Payable	92766	Pratt, Co Henry	\$332.43
1/2/2018	349,683	PMCHK00006963	Accounts Payable	92767	Pridestaff Financial	\$1,360.00
1/2/2018	349,684	PMCHK00006963	Accounts Payable	92768	Rawdon Myers Inc	\$2,130.00
1/2/2018	349,685	PMCHK00006963	Accounts Payable	92769	Red Wing Shoes	\$169.99
1/2/2018	349,686	PMCHK00006963	Accounts Payable	92770	Sanitation District No. 1	\$444.53
1/2/2018	349,687	PMCHK00006963	Accounts Payable	92771	Security Fence Group, Inc.	\$1,320.00
1/2/2018	349,688	PMCHK00006963	Accounts Payable	92772	Sigma-Aldrich Inc	\$1,302.99
1/2/2018	349,689	PMCHK00006963	Accounts Payable	92773	Staples Advantage	\$54.00
1/2/2018	349,690	PMCHK00006963	Accounts Payable	92774	St. Elizabeth Business Health	\$779.00
1/2/2018	349,691	PMCHK00006963	Accounts Payable	92775	Temco Inc.	\$164.26
1/2/2018	349,692	PMCHK00006963	Accounts Payable	92776	Trane U.S., Inc.	\$939.00
1/2/2018	349,693	PMCHK00006963	Accounts Payable	92777	TWC Concrete	\$117.97
1/2/2018	349,694	PMCHK00006963	Accounts Payable	92778	Unistrut Cincinnati	\$748.10
1/2/2018	349,695	PMCHK00006963	Accounts Payable	92779	USALCO	\$5,878.76
1/2/2018	349,696	PMCHK00006963	Accounts Payable	92780	US Bank Equipment Finance	\$79.50

1/2/2018	349,697	PMCHK00006963	Accounts Payable	92781	Viking Supply, Inc	\$500.05	
1/2/2018	349,698	PMCHK00006963	Accounts Payable	92782	Waste Resource Management Inc.	\$3,549.76	
1/2/2018	349,699	PMCHK00006963	Accounts Payable	92783	Wildman Corporate Apparel	\$282.88	
1/2/2018	349,913	PMTRX00011323	Accounts Payable	UNIFORMS 01/18	Woeste, Ben		\$144.75
1/2/2018	350,013	PMVPY00001044	Accounts Payable	92726	Blevins, Ronald		\$50.00
1/2/2018	350,131	PMTRX00011331	Accounts Payable	293026-4	Arts Rental Equipment & Supply		\$32.26
1/2/2018	350,134	PMTRX00011331	Accounts Payable	10739	Best Way Disposal		\$78.45
1/2/2018	350,135	PMTRX00011331	Accounts Payable	10282	Best Way Disposal		\$289.39
1/2/2018	350,136	PMTRX00011331	Accounts Payable	10457	Best Way Disposal		\$342.19
1/2/2018	350,142	PMTRX00011331	Accounts Payable	241845	Crescent Springs Hardware		\$296.15
1/2/2018	350,143	PMTRX00011331	Accounts Payable	241840	Crescent Springs Hardware		\$231.85
1/2/2018	350,151	PMTRX00011331	Accounts Payable	12002095015	Duke Energy		\$7.96
1/2/2018	350,152	PMTRX00011331	Accounts Payable	24700807203	Duke Energy		\$128.69
1/2/2018	350,157	PMTRX00011331	Accounts Payable	6118835	Fisher Scientific		\$857.21
1/2/2018	350,158	PMTRX00011331	Accounts Payable	9656423507	Grainger		\$992.87
1/2/2018	350,160	PMTRX00011331	Accounts Payable	602827505	Hillyard Kentucky		\$414.66
1/2/2018	350,161	PMTRX00011331	Accounts Payable	3025512391	IDEXX Distribution, Inc.		\$2,189.26
1/2/2018	350,162	PMTRX00011331	Accounts Payable	2298669	KEMI		\$4,814.96
1/2/2018	350,164	PMTRX00011331	Accounts Payable	767-017380	KOI Enterprises, Inc		\$227.36
1/2/2018	350,166	PMTRX00011331	Accounts Payable	925898	Lowe's		\$123.12
1/2/2018	350,183	PMTRX00011331	Accounts Payable	107017612	Sumerel Tire Co., Inc., Bob		\$444.45
1/2/2018	350,185	PMTRX00011331	Accounts Payable	CI-772819	Univar USA Inc.		\$2,775.55
1/2/2018	350,186	PMTRX00011331	Accounts Payable	1257206	USALCO		\$5,713.56
1/2/2018	350,188	PMTRX00011331	Accounts Payable	9594	Wessel Lawn care & Landscaping		\$2,920.00
1/2/2018	350,204	PMTRX00011332	Accounts Payable	6556563	Cincinnati Bell		\$166.46
1/2/2018	350,205	PMTRX00011332	Accounts Payable	2820270	Cincinnati Bell		\$67.41
1/2/2018	350,209	PMTRX00011332	Accounts Payable	68200435200	Duke Energy		\$5,691.04
1/2/2018	350,210	PMTRX00011332	Accounts Payable	62900752208	Duke Energy		\$257.12
1/2/2018	350,224	PMTRX00011332	Accounts Payable	17-12337	Municipal & Contractors Sealing Products		\$8,915.00
1/2/2018	350,344	PMTRX00011335	Accounts Payable	55443	Biederman Co., Inc., R.P.		\$81.00
System:	DETAILED TRIAL B 9/24/2018	12:01:21 PM	Page:	104	User Date:	9/24/2018	User ID: skampsen
N Ky Water District							
1/2/2018	350,366	PMTRX00011335	Accounts Payable	2266716	Ideal Supplies Inc		\$78.40
1/2/2018	350,367	PMTRX00011335	Accounts Payable	2266727	Ideal Supplies Inc		\$49.60
1/2/2018	350,471	PMTRX00011338	Accounts Payable	464399	St. Elizabeth Medical Center		\$962.50
1/2/2018	350,569	PMTRX00011343	Accounts Payable	87783	Kens Crescent Springs Service		\$100.00
1/2/2018	350,834	PMTRX00011348	Accounts Payable	463688	St. Elizabeth Business Health		\$498.00
1/2/2018	350,880	PMTRX00011350	Accounts Payable	1006204537	Pitney Bowes Inc.		\$407.97
1/3/2018	350,132	PMTRX00011331	Accounts Payable	293277-3	Arts Rental Equipment & Supply		\$136.00
1/3/2018	350,144	PMTRX00011331	Accounts Payable	27202174014	Duke Energy		\$3,042.22
1/3/2018	350,145	PMTRX00011331	Accounts Payable	63902189019	Duke Energy		\$2,518.26
1/3/2018	350,146	PMTRX00011331	Accounts Payable	97700845013	Duke Energy		\$20,975.06
1/3/2018	350,154	PMTRX00011331	Accounts Payable	47500467203	Duke Energy		\$1,467.48
1/3/2018	350,156	PMTRX00011331	Accounts Payable	6-045-18681	Federal Express		\$99.05
1/3/2018	350,163	PMTRX00011331	Accounts Payable	733-509635	KOI Enterprises, Inc		\$86.03
1/3/2018	350,165	PMTRX00011331	Accounts Payable	22726	KWWOA		\$1,760.00
1/3/2018	350,170	PMTRX00011331	Accounts Payable	925049	Lowe's		\$716.31
1/3/2018	350,171	PMTRX00011331	Accounts Payable	925053	Lowe's	\$227.40	
1/3/2018	350,175	PMTRX00011331	Accounts Payable	383496	Minuteman/Design Press		\$670.00
1/3/2018	350,176	PMTRX00011331	Accounts Payable	49980808	OFFICETEAM, Specialized Admin. Staffing		\$479.52
1/3/2018	350,177	PMTRX00011331	Accounts Payable	49985430	OFFICETEAM, Specialized Admin. Staffing		\$319.20
1/3/2018	350,178	PMTRX00011331	Accounts Payable	INV4232225	Orr Safety Corporation		\$1,381.20
1/3/2018	350,184	PMTRX00011331	Accounts Payable	107017625	Sumerel Tire Co., Inc., Bob		\$244.45
1/3/2018	350,190	PMTRX00011331	Accounts Payable	369103	Wylar, Jeff		\$3.58
1/3/2018	350,194	RECVG00002315	Accounts Payable	RCT0000010153	Fastech Alarms &		\$1,153.86
1/3/2018	350,196	RECVG00002315	Accounts Payable	RCT0000010155	TVC Communications		\$341.25
1/3/2018	350,217	PMTRX00011332	Accounts Payable	6268874	Fisher Scientific		\$398.92
1/3/2018	350,363	PMTRX00011335	Accounts Payable	2266745	Ideal Supplies Inc		\$360.00
1/3/2018	350,364	PMTRX00011335	Accounts Payable	2266746	Ideal Supplies Inc		\$380.00

1/3/2018	350,365	PMTRX00011335	Accounts Payable	2266747	Ideal Supplies Inc	\$600.00		
1/3/2018	350,372	PMTRX00011335	Accounts Payable	2266730	Ideal Supplies Inc	\$144.90		
1/3/2018	350,547	PMTRX00011341	Accounts Payable	33800283200 1/18	Duke Energy	\$1,410.70		
1/3/2018	350,548	PMTRX00011341	Accounts Payable	39800877206 1/18	Duke Energy	\$1,305.59		
1/3/2018	350,549	PMTRX00011341	Accounts Payable	44000883201 1/18	Duke Energy	\$302.85		
1/3/2018	350,550	PMTRX00011341	Accounts Payable	75900841205 1/18	Duke Energy	\$831.23		
1/3/2018	351,196	PMTRX00011359	Accounts Payable	LHB1647	CDW Government Inc.	\$199.00		
1/3/2018	351,208	PMTRX00011359	Accounts Payable	13194456	Dun & Bradstreet Credibility Corp.	\$1,399.00		
1/4/2018	349,725	PMTRX00011318	Accounts Payable	010518DEFCOMP	Kentucky State Treasurer	\$5,681.52		
1/4/2018	349,726	PMTRX00011318	Accounts Payable	010518DEFLOAN	Kentucky State Treasurer	\$89.68		
1/4/2018	349,727	PMCHK00006964	Accounts Payable	92784	Kentucky State Treasurer	\$5,771.20		
1/4/2018	349,757	PMCHK00006965	Accounts Payable	92785	United Way of Greater Cinti	\$1,387.79		
1/4/2018	349,758	PMCHK00006965	Accounts Payable	92786	Kentucky League of Cities	\$1,856.23		
1/4/2018	350,137	PMTRX00011331	Accounts Payable	P-7445	BL Anderson Co. Inc.	\$518.39		
1/4/2018	350,147	PMTRX00011331	Accounts Payable	50100466217 1/18	Duke Energy	\$256.95		
1/4/2018	350,148	PMTRX00011331	Accounts Payable	69402048026 1/18	Duke Energy	\$506.65		
1/4/2018	350,149	PMTRX00011331	Accounts Payable	89500806010 1/18	Duke Energy	\$24,692.92		
1/4/2018	350,150	PMTRX00011331	Accounts Payable	11102202017 1/18	Duke Energy	\$8.27		
1/4/2018	350,153	PMTRX00011331	Accounts Payable	55403649014 1/18	Duke Energy	\$10.94		
1/4/2018	350,155	PMTRX00011331	Accounts Payable	33400067207 1/18	Duke Energy	\$113.42		
1/4/2018	350,167	PMTRX00011331	Accounts Payable	911268	Lowe's	\$56.91		
1/4/2018	350,172	PMTRX00011331	Accounts Payable	2387882	Lykins Oil Company	\$1,385.00		
1/4/2018	350,173	PMTRX00011331	Accounts Payable	2387883	Lykins Oil Company	\$496.14		
1/4/2018	350,182	PMTRX00011331	Accounts Payable	107017669	Sumerel Tire Co., Inc., Bob	\$1,006.98		
1/4/2018	350,189	PMTRX00011331	Accounts Payable	369104	Wylar, Jeff	\$14.32		
1/4/2018	350,213	PMTRX00011332	Accounts Payable	850497	Environmental Resource Assoc	\$398.87		
1/4/2018	350,216	PMTRX00011332	Accounts Payable	6442122	Fisher Scientific	\$656.54		
1/4/2018	350,218	PMTRX00011332	Accounts Payable	9301850131	Graybar Electric Co Inc	\$925.52		
1/4/2018	350,219	PMTRX00011332	Accounts Payable	9301850130	Graybar Electric Co Inc	\$86.43		
1/4/2018	350,225	PMTRX00011332	Accounts Payable	17-12351	Municipal & Contractors Sealing Products	\$2,962.50		
1/4/2018	350,234	PMTRX00011332	Accounts Payable	20212	Jude's Custom Exhaust Auto Repair & Towing	\$150.00		
1/4/2018	350,371	PMTRX00011335	Accounts Payable	2266763	Ideal Supplies Inc	\$552.00		
1/4/2018	350,462	PMTRX00011338	Accounts Payable	136276	Phenova	\$225.95		
1/4/2018	350,561	PMTRX00011343	Accounts Payable	9658932521	Grainger	\$54.40		
1/4/2018	350,579	PMTRX00011343	Accounts Payable	366467 00	Wilder Winnelson	\$35.80		
1/5/2018	350,133	PMTRX00011331	Accounts Payable	294072-4	Arts Rental Equipment & Supply	\$136.00		
1/5/2018	350,159	PMTRX00011331	Accounts Payable	16233	Greko Supply Company	\$424.10		
1/5/2018	350,169	PMTRX00011331	Accounts Payable	927811...	Lowe's	\$83.38		
1/5/2018	350,174	PMTRX00011331	Accounts Payable	16814966	Matheson Tri-Gas, Inc.	\$587.41		
1/5/2018	350,197	RECVG00002315	Accounts Payable	RCT0000010156	Viking Supply, Inc	\$393.40		
1/5/2018	350,208	PMTRX00011332	Accounts Payable	4003195951	Cintas #315	\$653.94		
1/5/2018	350,211	PMTRX00011332	Accounts Payable	2200252201 1/18	Duke Energy	\$117.09		
1/5/2018	350,212	PMTRX00011332	Accounts Payable	86502205015 1/18	Duke Energy	\$25.72		
1/5/2018	350,356	PMTRX00011335	Accounts Payable	10781696	Hach Company	\$264.89		
1/5/2018	350,370	PMTRX00011335	Accounts Payable	2266771	Ideal Supplies Inc	\$120.00		
1/5/2018	350,521	PMTRX00011341	Accounts Payable	3561531 1/18	Cincinnati Bell	\$49.41		
1/5/2018	350,523	PMTRX00011341	Accounts Payable	3314325 1/18	Cincinnati Bell	\$67.79		
System:	DETAILED TRIAL B 9/24/2018	12:01:21 PM	Page:	105	User Date:	9/24/2018	User ID:	skampsen
N Ky Water District								
1/5/2018	350,524	PMTRX00011341	Accounts Payable	3564005 1/18	Cincinnati Bell	\$71.46		
1/5/2018	350,529	PMTRX00011341	Accounts Payable	3567220 1/18	Cincinnati Bell	\$71.46		
1/5/2018	350,620	PMTRX00011345	Accounts Payable	348022799	US Bank Equipment Finance	\$1,708.56		
1/5/2018	350,915	PMTRX00011352	Accounts Payable	ACCT SERVICE 01/18	Brown, Kelli	\$30.00		
1/5/2018	351,267	PMTRX00011360	Accounts Payable	INV4234402	Orr Safety Corporation	\$72.12		
1/5/2018	351,295	PMTRX00011361	Accounts Payable	294084-3	Arts Rental Equipment & Supply	\$162.00		
1/6/2018	350,168	PMTRX00011331	Accounts Payable	927176	Lowe's	\$52.23		
1/6/2018	350,221	PMTRX00011332	Accounts Payable	25656	Midwest Bottle Gas Dist. Inc	\$1,970.10		
1/6/2018	350,368	PMTRX00011335	Accounts Payable	2266781	Ideal Supplies Inc	\$84.00		
1/6/2018	350,369	PMTRX00011335	Accounts Payable	2266784	Ideal Supplies Inc	\$571.20		

1/6/2018	350,447	PMTRX00011338	Accounts Payable	910172	Lowe's	\$12.06
1/6/2018	350,571	PMTRX00011343	Accounts Payable	E050055SIC	Microsoft	\$184.21
1/6/2018	350,574	PMTRX00011343	Accounts Payable	3364821618	Staples Advantage	\$52.99
1/6/2018	350,601	PMTRX00011344	Accounts Payable	26954	Waste Resource Management Inc.	\$344.32
1/7/2018	350,597	PMTRX00011344	Accounts Payable	301024729	Pridestaff Financial	\$1,147.50
1/8/2018	349,923	PMCHK00006966	Accounts Payable	92787	Abraxis, LLC	\$1,903.00
1/8/2018	349,924	PMCHK00006966	Accounts Payable	92788	Advanced Utility Systems	\$117,374.09
1/8/2018	349,925	PMCHK00006966	Accounts Payable	92789	Arts Rental Equipment & Supply	\$178.99
1/8/2018	349,926	PMCHK00006966	Accounts Payable	92790	Badger Meter, Inc	\$78.00
1/8/2018	349,927	PMCHK00006966	Accounts Payable	92791	Battery Neighbor LLC	\$406.32
1/8/2018	349,928	PMCHK00006966	Accounts Payable	92792	Blue Chip Express & Courier Service	\$210.00
1/8/2018	349,929	PMCHK00006966	Accounts Payable	92793	Calloway Cleaning & Restoration	\$12,649.12
1/8/2018	349,930	PMCHK00006966	Accounts Payable	92794	CDW Government Inc.	\$1,816.14
1/8/2018	349,931	PMCHK00006966	Accounts Payable	92795	Cincinnati Bell	\$1,688.84
1/8/2018	349,932	PMCHK00006966	Accounts Payable	92796	City of Cold Spring	\$486.00
1/8/2018	349,933	PMCHK00006966	Accounts Payable	92797	Clean Harbors Env. Services	\$1,717.50
1/8/2018	349,934	PMCHK00006966	Accounts Payable	92798	Cottingham True Value	\$580.68
1/8/2018	349,935	PMCHK00006966	Accounts Payable	92799	Crescent Springs Hardware	\$10.15
1/8/2018	349,936	PMCHK00006966	Accounts Payable	92800	Dove Data Products, Inc.	\$505.00
1/8/2018	349,937	PMCHK00006966	Accounts Payable	92801	Duke Energy	\$13,035.99
1/8/2018	349,938	PMCHK00006966	Accounts Payable	92802	E & H Integrated Systems	\$513.75
1/8/2018	349,939	PMCHK00006966	Accounts Payable	92803	Eckstein Roofing Co.	\$13,400.00
1/8/2018	349,940	PMCHK00006966	Accounts Payable	92804	EMD Millipore Corp	\$902.00
1/8/2018	349,941	PMCHK00006966	Accounts Payable	92805	Environmental Laboratories, Inc.	\$75.00
1/8/2018	349,942	PMCHK00006966	Accounts Payable	92806	EST Analytical	\$55.31
1/8/2018	349,943	PMCHK00006966	Accounts Payable	92807	Fastenal Company	\$14.32
1/8/2018	349,944	PMCHK00006966	Accounts Payable	92808	Fisher Scientific	\$1,330.42
1/8/2018	349,945	PMCHK00006966	Accounts Payable	92809	Georges Truck Center Inc	\$223.40
1/8/2018	349,946	PMCHK00006966	Accounts Payable	92810	Greko Supply Company	\$44.00
1/8/2018	349,947	PMCHK00006966	Accounts Payable	92811	Hach Company	\$2,506.85
1/8/2018	349,948	PMCHK00006966	Accounts Payable	92812	Herald Cory	\$144.42
1/8/2018	349,949	PMCHK00006966	Accounts Payable	92813	Ideal Supplies Inc	\$2,864.25
1/8/2018	349,950	PMCHK00006966	Accounts Payable	92814	IDEXX Distribution, Inc.	\$3,499.37
1/8/2018	349,951	PMCHK00006966	Accounts Payable	92815	Janell Inc.	\$34.60
1/8/2018	349,952	PMCHK00006966	Accounts Payable	92816	Johnson Electric Supply Co., The	\$70.22
1/8/2018	349,953	PMCHK00006966	Accounts Payable	92817	Kemper Inc Richard G	\$13.99
1/8/2018	349,954	PMCHK00006966	Accounts Payable	92818	Kemira Water Solutions, Inc.	\$5,210.63
1/8/2018	349,955	PMCHK00006966	Accounts Payable	92819	Kens Crescent Springs Service	\$55.00
1/8/2018	349,956	PMCHK00006966	Accounts Payable	92820	Klingenbergs - Covington	\$21.99
1/8/2018	349,957	PMCHK00006966	Accounts Payable	92821	Len Riegler Blacktop, Inc.	\$4,217.40
1/8/2018	349,958	PMCHK00006966	Accounts Payable	92822	Literature Fulfillment Services	\$18,839.63
1/8/2018	349,959	PMCHK00006966	Accounts Payable	92823	Lowe's	\$1,050.38
1/8/2018	349,960	PMCHK00006966	Accounts Payable	92824	Matheson Tri-Gas, Inc.	\$208.73
1/8/2018	349,961	PMCHK00006966	Accounts Payable	92825	McGrath William D	\$12.31
1/8/2018	349,962	PMCHK00006966	Accounts Payable	92826	Medert Colleen	\$28.39
1/8/2018	349,963	PMCHK00006966	Accounts Payable	92827	Murphy Tractor & Equipment Co.	\$175.50
1/8/2018	349,964	PMCHK00006966	Accounts Payable	92828	Next Gen Cabling, Inc.	\$777.11
1/8/2018	349,965	PMCHK00006966	Accounts Payable	92829	Overhead Door Co of Northern KY	\$358.00
1/8/2018	349,966	PMCHK00006966	Accounts Payable	92830	Ovivo USA, LLC	\$620.37
1/8/2018	349,967	PMCHK00006966	Accounts Payable	92831	Owen Electric Cooperative Inc	\$228.61
1/8/2018	349,968	PMCHK00006966	Accounts Payable	92832	Phenova	\$863.54
1/8/2018	349,969	PMCHK00006966	Accounts Payable	92833	Mary C. Wagner / Petty Cash	\$287.36
1/8/2018	349,970	PMCHK00006966	Accounts Payable	92834	Res/Comm Security Systems Inc.	\$306.00
1/8/2018	349,971	PMCHK00006966	Accounts Payable	92835	Restek Corporation	\$1,327.84
1/8/2018	349,972	PMCHK00006966	Accounts Payable	92836	R & M Welding Products Inc	\$32.50
1/8/2018	349,973	PMCHK00006966	Accounts Payable	92837	RNK Environmental Inc	\$715.00
1/8/2018	349,974	PMCHK00006966	Accounts Payable	92838	RUMPKE	\$120.00
1/8/2018	349,975	PMCHK00006966	Accounts Payable	92839	Sanitation District No. 1	\$2,051.66
1/8/2018	349,976	PMCHK00006966	Accounts Payable	92840	Sanitation District No. 1	\$328.10

1/8/2018	349,977	PMCHK00006966	Accounts Payable	92841	Security Fence Group, Inc.	\$1,090.00	
1/8/2018	349,978	PMCHK00006966	Accounts Payable	92842	Smeller, Casey	\$531.87	
1/8/2018	349,979	PMCHK00006966	Accounts Payable	92843	Southeastern Equipment Co Inc	\$1,031.57	
1/8/2018	349,980	PMCHK00006966	Accounts Payable	92844	Southern States	\$19.95	
1/8/2018	349,981	PMCHK00006966	Accounts Payable	92845	Staples Advantage	\$50.34	
System:	DETAILED TRIAL B 9/24/2018	12:01:21 PM	Page:	106	User Date:	9/24/2018	User ID: skampsen
N Ky Water District							
1/8/2018	349,982	PMCHK00006966	Accounts Payable	92846	Temco Inc.	\$514.71	
1/8/2018	349,983	PMCHK00006966	Accounts Payable	92847	The Thaman Rubber Co.	\$976.00	
1/8/2018	349,984	PMCHK00006966	Accounts Payable	92848	Thermo Electron NA LLC	\$29.20	
1/8/2018	349,985	PMCHK00006966	Accounts Payable	92849	Time Warner Cable	\$248.18	
1/8/2018	349,986	PMCHK00006966	Accounts Payable	92850	Turner, Lance	\$1,014.61	
1/8/2018	349,987	PMCHK00006966	Accounts Payable	92851	Univar USA Inc.	\$8,873.14	
1/8/2018	349,988	PMCHK00006966	Accounts Payable	92852	United Healthcare Insurance	\$5.68	
1/8/2018	349,989	PMCHK00006966	Accounts Payable	92853	United Window Cleaning Co., Inc.	\$40.00	
1/8/2018	349,990	PMCHK00006966	Accounts Payable	92854	USA Bluebook	\$1,961.61	
1/8/2018	349,991	PMCHK00006966	Accounts Payable	92855	Verizon Wireless	\$7,797.74	
1/8/2018	349,992	PMCHK00006966	Accounts Payable	92856	Vogelpohl Fire Equipment, Inc.	\$874.00	
1/8/2018	349,993	PMCHK00006966	Accounts Payable	92857	Wagner Mary Carol	\$617.65	
1/8/2018	349,994	PMCHK00006966	Accounts Payable	92858	Wessel Lawncare & Landscaping	\$795.00	
1/8/2018	349,995	PMCHK00006966	Accounts Payable	92859	Wex Bank	\$13,436.35	
1/8/2018	349,996	PMCHK00006966	Accounts Payable	92860	Wilder Winnelson	\$552.69	
1/8/2018	349,997	PMCHK00006966	Accounts Payable	92861	Woeste, Ben	\$144.75	
1/8/2018	350,085	PMTRX00011326	Accounts Payable	3214H7087 01/18.	Travelers	\$167.00	
1/8/2018	350,179	PMTRX00011331	Accounts Payable	PHYSICAL 01/18	Peters, Dan	\$89.00	
1/8/2018	350,187	PMTRX00011331	Accounts Payable	CBW-079 #141649	Verizon Wireless	\$3,000.00	
1/8/2018	350,320	PMTRX00011333	Accounts Payable	BANK FEE	Hoffman, Jeremy	\$15.00	
1/8/2018	350,322	PMTRX00011333	Accounts Payable	BANK FEE	Hodges, Nathan	\$12.00	
1/8/2018	350,337	PMTRX00011335	Accounts Payable	294521-4	Arts Rental Equipment & Supply	\$272.00	
1/8/2018	350,338	PMTRX00011335	Accounts Payable	294620-4	Arts Rental Equipment & Supply	\$19.95	
1/8/2018	350,339	PMTRX00011335	Accounts Payable	294602-4	Arts Rental Equipment & Supply	\$84.30	
1/8/2018	350,352	PMTRX00011335	Accounts Payable	849946	Environmental Resource Assoc	\$627.83	
1/8/2018	350,353	PMTRX00011335	Accounts Payable	6783114	Fisher Scientific	\$490.61	
1/8/2018	350,373	PMTRX00011335	Accounts Payable	733-510519	KOI Enterprises, Inc	\$413.24	
1/8/2018	350,448	PMTRX00011338	Accounts Payable	925387	Lowe's	\$32.68	
1/8/2018	350,452	PMTRX00011338	Accounts Payable	2392541	Lykins Oil Company	\$1,213.38	
1/8/2018	350,453	PMTRX00011338	Accounts Payable	2392544	Lykins Oil Company	\$736.39	
1/8/2018	350,456	PMTRX00011338	Accounts Payable	50003858	OFFICETEAM, Specialized Admin. Staffing	\$659.34	
1/8/2018	350,459	PMTRX00011338	Accounts Payable	5121005 1/18	Owen Electric Cooperative Inc	\$943.15	
1/8/2018	350,460	PMTRX00011338	Accounts Payable	5121003 1/18	Owen Electric Cooperative Inc	\$13,255.34	
1/8/2018	350,465	PMTRX00011338	Accounts Payable	2380549	RUMPKE	\$75.57	
1/8/2018	350,467	PMTRX00011338	Accounts Payable	3486091031000 1/18	Sanitation District No. 1	\$37.80	
1/8/2018	350,468	PMTRX00011338	Accounts Payable	3486091032000 1/18	Sanitation District No. 1	\$117.94	
1/8/2018	350,475	PMTRX00011338	Accounts Payable	70836	Vertical Systems Elevator	\$369.63	
1/8/2018	350,518	PMTRX00011341	Accounts Payable	ACE216290	Ace-Tex Enterprises, Inc.	\$394.45	
1/8/2018	350,522	PMTRX00011341	Accounts Payable	4260425 1/18	Cincinnati Bell	\$129.41	
1/8/2018	350,539	PMTRX00011341	Accounts Payable	32203867017 1/18	Duke Energy	\$141.36	
1/8/2018	350,540	PMTRX00011341	Accounts Payable	96300067201 1/18	Duke Energy	\$117.56	
1/8/2018	350,541	PMTRX00011341	Accounts Payable	53503889010 1/18	Duke Energy	\$820.61	
1/8/2018	350,542	PMTRX00011341	Accounts Payable	26800465213 1/18	Duke Energy	\$41.12	
1/8/2018	350,568	PMTRX00011343	Accounts Payable	9017574627	Kemira Water Solutions, Inc.	\$5,064.54	
1/8/2018	350,578	PMTRX00011343	Accounts Payable	366541 00	Wilder Winnelson	\$449.20	
1/8/2018	350,804	PMTRX00011348	Accounts Payable	18652	Flaig Welding Co Inc	\$256.20	
1/8/2018	350,805	PMTRX00011348	Accounts Payable	18653	Flaig Welding Co Inc	\$405.00	
1/9/2018	349,999	PMVRY00001042	Accounts Payable	92414	Florence Winwater Works	\$13,190.88	
1/9/2018	350,000	PMVVR00001356	Accounts Payable	120461 01	Florence Winwater Works	\$6,918.10	
1/9/2018	350,001	PMVVR00001356	Accounts Payable	120970 00	Florence Winwater Works	\$5,157.30	
1/9/2018	350,002	PMVVR00001356	Accounts Payable	120633 02	Florence Winwater Works	\$165.48	
1/9/2018	350,003	PMVVR00001356	Accounts Payable	120236 01	Florence Winwater Works	\$950.00	



1/9/2018	350,004	PMVPY00001043	Accounts Payable	92711	Univar USA Inc.		\$2,781.10
1/9/2018	350,005	PMCHK00006967	Accounts Payable	92862	Univar USA Inc.	\$2,781.10	
1/9/2018	350,008	PMCHK00006968	Accounts Payable	92863	Kentucky State Treasurer	\$5,711.20	
1/9/2018	350,014	PMVPY00001045	Accounts Payable	92592	Hodges, Nathan		\$2,628.00
1/9/2018	350,015	PMVVR00001357	Accounts Payable	CDL 12/17	Blevins, Ronald	\$50.00	
1/9/2018	350,016	PMVVR00001358	Accounts Payable	TUITION 12/17	Hodges, Nathan	\$2,628.00	
1/9/2018	350,336	PMTRX00011335	Accounts Payable	294892-4	Arts Rental Equipment & Supply		\$113.00
1/9/2018	350,350	PMTRX00011335	Accounts Payable	85281	Document Destruction		\$140.00
1/9/2018	350,357	PMTRX00011335	Accounts Payable	23694	Henn Plumbing Inc.		\$170.00
1/9/2018	350,359	PMTRX00011335	Accounts Payable	18-01	Hydro Controls, Inc.		\$756.48
1/9/2018	350,362	PMTRX00011335	Accounts Payable	2266829	Ideal Supplies Inc		\$270.00
1/9/2018	350,384	RECVG00002316	Accounts Payable	RCT0000010164	Flynn Metering Systems		\$1,969.34
1/9/2018	350,449	PMTRX00011338	Accounts Payable	927475	Lowe's		\$172.62
1/9/2018	350,457	PMTRX00011338	Accounts Payable	50026312	OFFICETEAM, Specialized Admin. Staffing		\$658.35
1/9/2018	350,458	PMTRX00011338	Accounts Payable	INV4238311	Orr Safety Corporation		\$176.39
1/9/2018	350,470	PMTRX00011338	Accounts Payable	237350	Specialized Plumbing Parts Supply		\$23.02
1/9/2018	350,476	PMTRX00011338	Accounts Payable	9640	Wessel Lawncare & Landscaping		\$3,200.00
1/9/2018	350,573	PMTRX00011343	Accounts Payable	136447	Phenova		\$431.80
1/9/2018	350,599	PMTRX00011344	Accounts Payable	C0044845386	United Healthcare Insurance		\$258,068.12
1/9/2018	350,771	PMTRX00011347	Accounts Payable	126669	Bonded Lock Service LLC		\$105.79
1/9/2018	350,862	PMTRX00011350	Accounts Payable	9301919664	Graybar Electric Co Inc		\$115.72
1/9/2018	350,888	PMTRX00011350	Accounts Payable	341602510000	Sanitation District No. 1		\$15.12
System:	DETAILED TRIAL B	9/24/2018	12:01:21 PM	Page:	107	User Date:	9/24/2018
N Ky Water District						User ID:	skampsen
1/9/2018	350,889	PMTRX00011350	Accounts Payable	3400000100991	Sanitation District No. 1		\$69.45
1/9/2018	350,890	PMTRX00011350	Accounts Payable	3471666666000	Sanitation District No. 1		\$66.53
1/10/2018	350,020	PMVPY00001046	Accounts Payable	92759	Moor, Johnathan		\$1,921.95
1/10/2018	350,087	PMCHK00006969	Accounts Payable	92864	Blevins, Ronald	\$50.00	
1/10/2018	350,088	PMCHK00006969	Accounts Payable	92865	Hodges, Nathan	\$2,628.00	
1/10/2018	350,089	PMCHK00006969	Accounts Payable	92866	Moor, Johnathan	\$1,921.95	
1/10/2018	350,092	PMVPY00001048	Accounts Payable	92684	Lincoln National Life Insurance Co.		\$5,501.66
1/10/2018	350,093	PMVPY00001049	Accounts Payable	92674	Hach Company		\$1,109.14
1/10/2018	350,094	PMTRX00011327	Accounts Payable	BANK FEE	Environmental Laboratories, Inc.		\$15.00
1/10/2018	350,095	PMCHK00006970	Accounts Payable	92867	Environmental Laboratories, Inc.	\$57.00	
1/10/2018	350,096	PMCHK00006970	Accounts Payable	92868	Lincoln National Life Insurance Co.	\$5,501.66	
1/10/2018	350,097	PMCHK00006970	Accounts Payable	92869	Hach Company	\$1,109.14	
1/10/2018	350,348	PMTRX00011335	Accounts Payable	4003264569	Cintas #315		\$569.29
1/10/2018	350,354	PMTRX00011335	Accounts Payable	142736	Flashlight Outlet		\$550.96
1/10/2018	350,355	PMTRX00011335	Accounts Payable	10787802	Hach Company		\$29.44
1/10/2018	350,360	PMTRX00011335	Accounts Payable	2266869	Ideal Supplies Inc		\$360.00
1/10/2018	350,361	PMTRX00011335	Accounts Payable	2266874	Ideal Supplies Inc		\$3,080.00
1/10/2018	350,380	RECVG00002316	Accounts Payable	RCT0000010160	Florence Winwater Works		\$155.85
1/10/2018	350,381	RECVG00002316	Accounts Payable	RCT0000010161	Florence Winwater Works		\$6,464.75
1/10/2018	350,382	RECVG00002316	Accounts Payable	RCT0000010162	Fortiline, Inc.		\$323.76
1/10/2018	350,386	RECVG00002316	Accounts Payable	RCT0000010166	Harper Oil Products Inc		\$1,943.10
1/10/2018	350,387	RECVG00002316	Accounts Payable	RCT0000010167	Kaffenbarger Truck Eqpt. Co.		\$1,321.54
1/10/2018	350,446	PMTRX00011338	Accounts Payable	910092	Lowe's		\$6.64
1/10/2018	350,451	PMTRX00011338	Accounts Payable	927674	Lowe's		\$40.88
1/10/2018	350,474	PMTRX00011338	Accounts Payable	CI-773854	Univar USA Inc.		\$2,779.87
1/10/2018	350,478	RECVG00002317	Accounts Payable	RCT0000010170	Florence Winwater Works		\$375.00
1/10/2018	350,520	PMTRX00011341	Accounts Payable	126700	Bonded Lock Service LLC		\$312.00
1/10/2018	350,525	PMTRX00011341	Accounts Payable	2611750	Cincinnati Bell		\$67.79
1/10/2018	350,526	PMTRX00011341	Accounts Payable	2615788	Cincinnati Bell		\$65.87
1/10/2018	350,527	PMTRX00011341	Accounts Payable	5724798	Cincinnati Bell		\$272.79
1/10/2018	350,528	PMTRX00011341	Accounts Payable	2616778	Cincinnati Bell		\$65.87
1/10/2018	350,530	PMTRX00011341	Accounts Payable	4310282	Cincinnati Bell		\$298.40
1/10/2018	350,533	PMTRX00011341	Accounts Payable	31902189010	Duke Energy		\$162.68
1/10/2018	350,534	PMTRX00011341	Accounts Payable	36800736026	Duke Energy		\$694.89
1/10/2018	350,535	PMTRX00011341	Accounts Payable	57603707011	Duke Energy		\$10.72

1/10/2018	350,536	PMTRX00011341	Accounts Payable	60702113019	1/18	Duke Energy	\$23,385.62	
1/10/2018	350,537	PMTRX00011341	Accounts Payable	37603707010	1/18	Duke Energy	\$7.55	
1/10/2018	350,538	PMTRX00011341	Accounts Payable	95603661010	1/18	Duke Energy	\$10.54	
1/10/2018	350,543	PMTRX00011341	Accounts Payable	33803662016	1/18	Duke Energy	\$2,992.89	
1/10/2018	350,544	PMTRX00011341	Accounts Payable	36100729029	1/18	Duke Energy	\$11,920.02	
1/10/2018	350,545	PMTRX00011341	Accounts Payable	38200284213	1/18	Duke Energy	\$2,023.12	
1/10/2018	350,546	PMTRX00011341	Accounts Payable	24002180010	1/18	Duke Energy	\$226.84	
1/10/2018	350,557	PMTRX00011343	Accounts Payable	6-052-25135		Federal Express	\$7.98	
1/10/2018	350,558	PMTRX00011343	Accounts Payable	KYERL234894		Fastenal Company	\$680.04	
1/10/2018	350,560	PMTRX00011343	Accounts Payable	121569 01		Florence Winwater Works	\$921.80	
1/10/2018	350,567	PMTRX00011343	Accounts Payable	S100176120.001		Johnson Electric Supply Co., The	\$123.82	
1/10/2018	350,582	RECVG00002319	Accounts Payable	RCT0000010181		Florence Winwater Works	\$114.12	
1/10/2018	350,583	RECVG00002319	Accounts Payable	RCT0000010182		Florence Winwater Works	\$1,040.86	
1/10/2018	350,822	PMTRX00011348	Accounts Payable	8315286		Millipore Corporation	\$2,451.01	
1/10/2018	350,869	PMTRX00011350	Accounts Payable	87792		Kens Crescent Springs Service	\$185.00	
1/10/2018	350,903	RECVG00002320	Accounts Payable	RCT0000010185		BL Anderson Co. Inc.	\$3,841.88	
1/11/2018	350,105	PMVPHY00001050	Accounts Payable	92683		Len Riegler Blacktop, Inc.	\$38,375.50	
1/11/2018	350,343	PMTRX00011335	Accounts Payable	295769-4		Arts Rental Equipment & Supply	\$38.50	
1/11/2018	350,345	PMTRX00011335	Accounts Payable	X05924		Bobcat Enterprises, Inc.	\$3,001.37	
1/11/2018	350,349	PMTRX00011335	Accounts Payable	242146		Crescent Springs Hardware	\$40.16	
1/11/2018	350,379	RECVG00002316	Accounts Payable	RCT0000010159		Core & Main	\$2,714.00	
1/11/2018	350,383	RECVG00002316	Accounts Payable	RCT0000010163		Fortiline, Inc.	\$2,860.80	
1/11/2018	350,450	PMTRX00011338	Accounts Payable	925860		Lowe's	\$337.43	
1/11/2018	350,480	RECVG00002317	Accounts Payable	RCT0000010172		Core & Main	\$2,705.00	
1/11/2018	350,531	PMTRX00011341	Accounts Payable	20102202016	1/18	Duke Energy	\$8.57	
1/11/2018	350,532	PMTRX00011341	Accounts Payable	89000846202	1/18	Duke Energy	\$11.99	
1/11/2018	350,564	PMTRX00011343	Accounts Payable	2266897		Ideal Supplies Inc	\$1,770.00	
1/11/2018	350,565	PMTRX00011343	Accounts Payable	2266898		Ideal Supplies Inc	\$300.00	
1/11/2018	350,566	PMTRX00011343	Accounts Payable	2266902		Ideal Supplies Inc	\$480.00	
1/11/2018	350,576	PMTRX00011343	Accounts Payable	1257703		USALCO	\$5,824.48	
1/11/2018	350,806	PMTRX00011348	Accounts Payable	18660		Flaig Welding Co Inc	\$57.85	
1/11/2018	350,815	PMTRX00011348	Accounts Payable	2266903		Ideal Supplies Inc	\$135.00	
1/11/2018	350,853	PMTRX00011350	Accounts Payable	935		A-1 Electric Motor Service	\$70.00	
1/11/2018	350,875	PMTRX00011350	Accounts Payable	INV4240756		Orr Safety Corporation	\$591.66	
1/11/2018	350,876	PMTRX00011350	Accounts Payable	INV4240643		Orr Safety Corporation	\$87.74	
1/11/2018	350,900	PMTRX00011350	Accounts Payable	38748127		Trane U.S., Inc.	\$760.00	
1/11/2018	350,901	RECVG00002320	Accounts Payable	RCT0000010183		Viking Supply, Inc	\$5,981.65	
1/11/2018	350,905	RECVG00002320	Accounts Payable	RCT0000010187		Zoho Corporation	\$2,995.00	
1/11/2018	351,116	PMTRX00011355	Accounts Payable	2248060-1		Lykins Oil Company	\$1,365.91	
System:	DETAILED TRIAL B 9/24/2018	12:01:21 PM	Page:	108	User Date:	9/24/2018	User ID:	skampsen

N Ky Water District

1/11/2018	351,319	RECVG00002324	Accounts Payable	RCT0000010206		Boone-Kenton Lumber Supply Co.	\$1,555.72
1/12/2018	350,006	PMTRX00011325	Accounts Payable	011218DEFCOMP		Kentucky State Treasurer	\$5,621.52
1/12/2018	350,007	PMTRX00011325	Accounts Payable	011218DEFLOAN		Kentucky State Treasurer	\$89.68
1/12/2018	350,238	PMCHK00006973	Accounts Payable	92870		Abco Safety	\$553.07
1/12/2018	350,239	PMCHK00006973	Accounts Payable	92871		Around the Clock Answering Service	\$610.00
1/12/2018	350,240	PMCHK00006973	Accounts Payable	92872		Arts Rental Equipment & Supply	\$304.26
1/12/2018	350,241	PMCHK00006973	Accounts Payable	92873		Badger Daylighting Corp.	\$3,945.00
1/12/2018	350,242	PMCHK00006973	Accounts Payable	92874		Battery Neighbor LLC	\$236.00
1/12/2018	350,243	PMCHK00006973	Accounts Payable	92875		Best Way Disposal	\$710.03
1/12/2018	350,244	PMCHK00006973	Accounts Payable	92876		BL Anderson Co. Inc.	\$518.39
1/12/2018	350,245	PMCHK00006973	Accounts Payable	92877		Boone-Kenton Lumber Supply Co.	\$1,235.00
1/12/2018	350,246	PMCHK00006973	Accounts Payable	92878		Bray Trucking Inc.	\$5,593.22
1/12/2018	350,247	PMCHK00006973	Accounts Payable	92879		Bray Truck & Parts	\$2,745.71
1/12/2018	350,248	PMCHK00006973	Accounts Payable	92880		CBT Company	\$3,224.25
1/12/2018	350,249	PMCHK00006973	Accounts Payable	92881		Cincinnati Bell	\$7,745.26
1/12/2018	350,250	PMCHK00006973	Accounts Payable	92882		Cintas #315	\$1,855.71
1/12/2018	350,251	PMCHK00006973	Accounts Payable	92883		City of Villa Hills	\$3,779.80
1/12/2018	350,252	PMCHK00006973	Accounts Payable	92884		Core & Main	\$16,135.50

1/12/2018	350,253	PMCHK00006973	Accounts Payable	92885	Crawford Insurance	\$102.00		
1/12/2018	350,254	PMCHK00006973	Accounts Payable	92886	Crescent Springs Hardware	\$775.00		
1/12/2018	350,255	PMCHK00006973	Accounts Payable	92887	Dons Garage Inc	\$2,382.45		
1/12/2018	350,256	PMCHK00006973	Accounts Payable	92888	Duke Energy	\$59,829.59		
1/12/2018	350,257	PMCHK00006973	Accounts Payable	92889	Environmental Resource Assoc	\$398.87		
1/12/2018	350,258	PMCHK00006973	Accounts Payable	92890	EyeMed	\$1,236.14		
1/12/2018	350,259	PMCHK00006973	Accounts Payable	92891	Fastech Alarms &	\$1,365.85		
1/12/2018	350,260	PMCHK00006973	Accounts Payable	92892	Federal Express	\$99.05		
1/12/2018	350,261	PMCHK00006973	Accounts Payable	92893	Fifth Third Bank-Visa	\$2,710.34		
1/12/2018	350,262	PMCHK00006973	Accounts Payable	92894	Fisher Scientific	\$1,912.67		
1/12/2018	350,263	PMCHK00006973	Accounts Payable	92895	Flashlight Outlet	\$619.31		
1/12/2018	350,264	PMCHK00006973	Accounts Payable	92896	Florence Winwater Works	\$13,580.08		
1/12/2018	350,265	PMCHK00006973	Accounts Payable	92897	Fortiline, Inc.	\$305.80		
1/12/2018	350,266	PMCHK00006973	Accounts Payable	92898	Grainger	\$992.87		
1/12/2018	350,267	PMCHK00006973	Accounts Payable	92899	Graybar Electric Co Inc	\$1,011.95		
1/12/2018	350,268	PMCHK00006973	Accounts Payable	92900	Greko Supply Company	\$424.10		
1/12/2018	350,269	PMCHK00006973	Accounts Payable	92901	Hach Company	\$192.89		
1/12/2018	350,270	PMCHK00006973	Accounts Payable	92902	Hall's Paving & Sealing, Inc.	\$8,210.35		
1/12/2018	350,271	PMCHK00006973	Accounts Payable	92903	Hillyard Kentucky	\$414.66		
1/12/2018	350,272	PMCHK00006973	Accounts Payable	92904	Ideal Supplies Inc	\$6,625.00		
1/12/2018	350,273	PMCHK00006973	Accounts Payable	92905	IDEXX Distribution, Inc.	\$2,189.26		
1/12/2018	350,274	PMCHK00006973	Accounts Payable	92906	Jude's Custom Exhaust Auto Repair & Towing	\$150.00		
1/12/2018	350,275	PMCHK00006973	Accounts Payable	92907	KEMI	\$4,814.96		
1/12/2018	350,276	PMCHK00006973	Accounts Payable	92908	KOI Enterprises, Inc	\$349.19		
1/12/2018	350,277	PMCHK00006973	Accounts Payable	92909	K E Rose Company	\$1,141.00		
1/12/2018	350,278	PMCHK00006973	Accounts Payable	92910	KWWOA	\$1,760.00		
1/12/2018	350,279	PMCHK00006973	Accounts Payable	92911	Len Riegler Blacktop, Inc.	\$38,381.50		
1/12/2018	350,280	PMCHK00006973	Accounts Payable	92912	Lincoln National Life Insurance Co.	\$802.51		
1/12/2018	350,281	PMCHK00006973	Accounts Payable	92913	Lowe's	\$1,384.72		
1/12/2018	350,282	PMCHK00006973	Accounts Payable	92914	Lykins Oil Company	\$3,179.55		
1/12/2018	350,283	PMCHK00006973	Accounts Payable	92915	Mark's Garage	\$1,548.79		
1/12/2018	350,284	PMCHK00006973	Accounts Payable	92916	Matheson Tri-Gas, Inc.	\$587.41		
1/12/2018	350,285	PMCHK00006973	Accounts Payable	92917	Midwest Bottle Gas Dist. Inc	\$1,970.10		
1/12/2018	350,286	PMCHK00006973	Accounts Payable	92918	Minuteman/Design Press	\$670.00		
1/12/2018	350,287	PMCHK00006973	Accounts Payable	92919	Mobilcomm Inc.	\$963.00		
1/12/2018	350,288	PMCHK00006973	Accounts Payable	92920	Municipal & Contractors Sealing Products	\$11,877.50		
1/12/2018	350,289	PMCHK00006973	Accounts Payable	92921	Murphy Tractor & Equipment Co.	\$7,204.24		
1/12/2018	350,290	PMCHK00006973	Accounts Payable	92922	Northern Kentucky Machine	\$165.00		
1/12/2018	350,291	PMCHK00006973	Accounts Payable	92923	OFFICETEAM, Specialized Admin. Staffing	\$798.72		
1/12/2018	350,292	PMCHK00006973	Accounts Payable	92924	Orr Safety Corporation	\$1,507.90		
1/12/2018	350,293	PMCHK00006973	Accounts Payable	92925	Pension Corporation of America	\$4,775.34		
1/12/2018	350,294	PMCHK00006973	Accounts Payable	92926	Peters, Dan	\$89.00		
1/12/2018	350,295	PMCHK00006973	Accounts Payable	92927	Pridestaff Financial	\$878.22		
1/12/2018	350,296	PMCHK00006973	Accounts Payable	92928	Randy's Rugged Wear	\$2,098.93		
1/12/2018	350,297	PMCHK00006973	Accounts Payable	92929	Reis Concrete Products Inc	\$1,440.00		
1/12/2018	350,298	PMCHK00006973	Accounts Payable	92930	Richie Trucking	\$1,625.00		
1/12/2018	350,299	PMCHK00006973	Accounts Payable	92931	R & M Welding Products Inc	\$293.63		
1/12/2018	350,300	PMCHK00006973	Accounts Payable	92932	Safeguard Business Systems	\$398.81		
1/12/2018	350,301	PMCHK00006973	Accounts Payable	92933	Sanitation District No. 1	\$56.12		
1/12/2018	350,302	PMCHK00006973	Accounts Payable	92934	Staples Advantage	\$156.33		
1/12/2018	350,303	PMCHK00006973	Accounts Payable	92935	Sumerel Tire Co., Inc., Bob	\$2,831.69		
1/12/2018	350,304	PMCHK00006973	Accounts Payable	92936	Travelers	\$5,000.00		
1/12/2018	350,305	PMCHK00006973	Accounts Payable	92937	Travelers	\$167.00		
1/12/2018	350,306	PMCHK00006973	Accounts Payable	92938	Trane U.S., Inc.	\$1,244.39		
1/12/2018	350,307	PMCHK00006973	Accounts Payable	92939	TrinSoft, LLC	\$42.50		
1/12/2018	350,308	PMCHK00006973	Accounts Payable	92940	TVC Communications	\$341.25		
System:	DETAILED TRIAL B 9/24/2018	12:01:21 PM	Page:	109	User Date:	9/24/2018	User ID:	skampsen
N Ky Water District								
1/12/2018	350,309	PMCHK00006973	Accounts Payable	92941	Univar USA Inc.	\$2,775.55		

1/12/2018	350,310	PMCHK00006973	Accounts Payable	92942	USALCO	\$5,713.56	
1/12/2018	350,311	PMCHK00006973	Accounts Payable	92943	Verizon Wireless	\$150.10	
1/12/2018	350,312	PMCHK00006973	Accounts Payable	92944	Verizon Wireless	\$3,000.00	
1/12/2018	350,313	PMCHK00006973	Accounts Payable	92945	Viking Supply, Inc	\$3,535.61	
1/12/2018	350,314	PMCHK00006973	Accounts Payable	92946	Wagner Mary Carol	\$2,191.83	
1/12/2018	350,315	PMCHK00006973	Accounts Payable	92947	Wessel Lawncare & Landscaping	\$2,920.00	
1/12/2018	350,316	PMCHK00006973	Accounts Payable	92948	Wilder Winnelson	\$552.69	
1/12/2018	350,317	PMCHK00006973	Accounts Payable	92949	Wylser, Jeff	\$17.90	
1/12/2018	350,341	PMTRX00011335	Accounts Payable	295909-4	Arts Rental Equipment & Supply		\$23.90
1/12/2018	350,342	PMTRX00011335	Accounts Payable	295960-4	Arts Rental Equipment & Supply		\$188.50
1/12/2018	350,346	PMTRX00011335	Accounts Payable	REFUND CREDIT 01/18	Bradford, Jennifer		\$126.44
1/12/2018	350,347	PMTRX00011335	Accounts Payable	REFUND CREDIT 01/18	Chain, Ray		\$126.64
1/12/2018	350,351	PMTRX00011335	Accounts Payable	REFUND CREDIT 01/18	Dzurilla, David		\$88.87
1/12/2018	350,358	PMTRX00011335	Accounts Payable	REFUND CREDIT 01/18	Hoida, Tracy		\$64.17
1/12/2018	350,454	PMTRX00011338	Accounts Payable	REFUND CREDIT 01/18	McVay, Roy		\$91.85
1/12/2018	350,455	PMTRX00011338	Accounts Payable	REFUND CREDIT 01/18	Middleton, Thomas		\$72.35
1/12/2018	350,461	PMTRX00011338	Accounts Payable	REFUND CREDIT 01/18	Parker, Rebecca		\$28.20
1/12/2018	350,464	PMTRX00011338	Accounts Payable	REFUND CREDIT 01/18	Precision Contracting Inc.		\$70.56
1/12/2018	350,466	PMTRX00011338	Accounts Payable	REFUND CREDIT 01/18	Russell, Eric		\$49.08
1/12/2018	350,469	PMTRX00011338	Accounts Payable	REFUND CREDIT 01/18	Sanchez, Stephanie		\$2.08
1/12/2018	350,473	PMTRX00011338	Accounts Payable	REFUND CREDIT 01/18	Tubeising, Kate		\$100.88
1/12/2018	350,551	PMTRX00011341	Accounts Payable	71100846203 1/18	Duke Energy		\$27.22
1/12/2018	350,552	PMTRX00011341	Accounts Payable	52800530202 1/18	Duke Energy		\$78.68
1/12/2018	350,553	PMTRX00011341	Accounts Payable	8200284217 1/12	Duke Energy		\$53.76
1/12/2018	350,554	PMTRX00011341	Accounts Payable	40502120028 1/18	Duke Energy		\$746.28
1/12/2018	350,562	PMTRX00011343	Accounts Payable	2266932	Ideal Supplies Inc		\$360.00
1/12/2018	350,563	PMTRX00011343	Accounts Payable	2266931	Ideal Supplies Inc		\$150.00
1/12/2018	350,577	PMTRX00011343	Accounts Payable	1257833	USALCO		\$5,845.72
1/12/2018	350,591	PMTRX00011344	Accounts Payable	925055	Lowe's		\$19.13
1/12/2018	350,592	PMTRX00011344	Accounts Payable	925018	Lowe's		\$63.64
1/12/2018	350,593	PMTRX00011344	Accounts Payable	927988	Lowe's		\$52.30
1/12/2018	350,799	PMTRX00011347	Accounts Payable	30200530205 1/18	Duke Energy		\$8.11
1/12/2018	350,800	PMTRX00011347	Accounts Payable	43500863200 1/18	Duke Energy		\$1,922.42
1/12/2018	350,801	PMTRX00011347	Accounts Payable	54000843205 1/18	Duke Energy		\$28.45
1/12/2018	350,816	PMTRX00011348	Accounts Payable	9017575472	Kemira Water Solutions, Inc.		\$5,087.27
1/12/2018	350,846	PMTRX00011348	Accounts Payable	63275	Vogelpohl Fire Equipment, Inc.		\$38.90
1/12/2018	350,855	PMTRX00011350	Accounts Payable	W 5TH ST METERS	Becknell-Coghill Inc		\$2,465.00
1/12/2018	350,891	PMTRX00011350	Accounts Payable	2132526000004 1/18	Sanitation District No. 1		\$21.17
1/12/2018	350,892	PMTRX00011350	Accounts Payable	2132520210000 1/18	Sanitation District No. 1		\$15.12
1/12/2018	350,904	RECVG00002320	Accounts Payable	RCT0000010186	LogMein Inc.		\$2,300.00
1/13/2018	350,832	PMTRX00011348	Accounts Payable	11618	Randy's Rugged Wear		\$2,194.63
1/13/2018	350,895	PMTRX00011350	Accounts Payable	3365398883	Staples Advantage		\$86.16
1/14/2018	350,774	PMTRX00011347	Accounts Payable	4419432 1/18	Cincinnati Bell		\$135.57
1/14/2018	350,775	PMTRX00011347	Accounts Payable	4413118 1/18	Cincinnati Bell		\$65.87
1/14/2018	350,776	PMTRX00011347	Accounts Payable	4413130 1/18	Cincinnati Bell		\$67.79
1/14/2018	350,777	PMTRX00011347	Accounts Payable	4413805 1/18	Cincinnati Bell		\$112.33
1/14/2018	350,778	PMTRX00011347	Accounts Payable	4414090 1/18	Cincinnati Bell		\$407.28
1/14/2018	350,779	PMTRX00011347	Accounts Payable	4411893 1/18	Cincinnati Bell		\$219.82
1/14/2018	350,780	PMTRX00011347	Accounts Payable	4410482 1/18	Cincinnati Bell		\$562.75
1/14/2018	350,781	PMTRX00011347	Accounts Payable	4410675 1/18	Cincinnati Bell		\$176.99
1/14/2018	350,782	PMTRX00011347	Accounts Payable	4410815 1/18	Cincinnati Bell		\$204.16
1/14/2018	350,783	PMTRX00011347	Accounts Payable	4410896 1/18	Cincinnati Bell		\$61.52
1/14/2018	350,784	PMTRX00011347	Accounts Payable	4411013 1/18	Cincinnati Bell		\$112.33
1/14/2018	350,786	PMTRX00011347	Accounts Payable	4419198 1/18	Cincinnati Bell		\$174.64
1/14/2018	350,898	PMTRX00011350	Accounts Payable	115850401 1/18	Time Warner Cable		\$110.00
1/14/2018	351,278	PMTRX00011360	Accounts Payable	301026832	Pridestaff Financial		\$795.94
1/15/2018	350,340	PMTRX00011335	Accounts Payable	293356-4	Arts Rental Equipment & Supply		\$116.04
1/15/2018	350,385	RECVG00002316	Accounts Payable	RCT0000010165	Hach Company		\$940.00
1/15/2018	350,463	PMTRX00011338	Accounts Payable	38924	Plant Trolley, Inc., The		\$177.12

1/15/2018	350,472	PMTRX00011338	Accounts Payable	PINV304206	Supply Post Business Products		\$75.74
1/15/2018	350,479	RECVG00002317	Accounts Payable	RCT0000010171	Core & Main		\$589.00
1/15/2018	350,555	PMTRX00011342	Accounts Payable	UNIFORM REIMBURSEMEN	Flynn, Michael		\$76.47
1/15/2018	350,559	PMTRX00011343	Accounts Payable	850896	Environmental Resource Assoc		\$339.03
1/15/2018	350,575	PMTRX00011343	Accounts Payable	SRV019664	TrinSoft, LLC		\$340.00
1/15/2018	350,586	PMTRX00011344	Accounts Payable	4403644019 1/18	Duke Energy		\$90.18
1/15/2018	350,809	PMTRX00011348	Accounts Payable	2266967	Ideal Supplies Inc		\$120.00
1/15/2018	350,817	PMTRX00011348	Accounts Payable	62964	Kens Crescent Springs Service		\$285.40
1/15/2018	350,818	PMTRX00011348	Accounts Payable	62963	Kens Crescent Springs Service		\$460.49
1/15/2018	350,827	PMTRX00011348	Accounts Payable	430967	Ohio Valley Gasket		\$1,490.65
1/15/2018	350,836	PMTRX00011348	Accounts Payable	107017867	Sumerel Tire Co., Inc., Bob		\$510.90
1/15/2018	350,837	PMTRX00011348	Accounts Payable	107017862	Sumerel Tire Co., Inc., Bob		\$28.99
1/15/2018	350,844	PMTRX00011348	Accounts Payable	84889599	Valley Asphalt Corporation		\$487.00
1/15/2018	350,873	PMTRX00011350	Accounts Payable	INV4243490	Orr Safety Corporation		\$461.91
System:	DETAILED TRIAL B 9/24/2018	12:01:21 PM	Page:	110	User Date:	9/24/2018	User ID: skampsen
N Ky Water District							
1/16/2018	350,319	PMVPY00001051	Accounts Payable	92749	Hoffman, Jeremy		\$79.88
1/16/2018	350,323	PMCHK00006974	Accounts Payable	92950	Hodges, Nathan	\$12.00	
1/16/2018	350,324	PMCHK00006974	Accounts Payable	92951	Hoffman, Jeremy	\$94.88	
1/16/2018	350,325	PMCHK00006974	Accounts Payable	92952	Williams, Jacob	\$50.00	
1/16/2018	350,328	PMTRX00011334	Accounts Payable	PRE-TRAVEL 01/18	Fischer, Eric		\$225.00
1/16/2018	350,334	PMCHK00006975	Accounts Payable	92953	Fischer, Eric	\$225.00	
1/16/2018	350,477	RECVG00002317	Accounts Payable	RCT0000010169	Ferguson Waterworks		\$1,460.50
1/16/2018	350,519	PMTRX00011341	Accounts Payable	296339-4	Arts Rental Equipment & Supply		\$282.85
1/16/2018	350,570	PMTRX00011343	Accounts Payable	24248	KWVOA		\$360.00
1/16/2018	350,584	PMTRX00011344	Accounts Payable	REFUND CREDIT 01/18	Baumgardner, Ashley		\$131.82
1/16/2018	350,588	PMTRX00011344	Accounts Payable	REFUND CREDIT 01/18	Gabel, Richard		\$375.92
1/16/2018	350,589	PMTRX00011344	Accounts Payable	743-123808	KOI Enterprises, Inc		\$266.40
1/16/2018	350,598	PMTRX00011344	Accounts Payable	PINV304278	Supply Post Business Products		\$11.21
1/16/2018	350,770	PMTRX00011347	Accounts Payable	AR00183066	Badger Daylighting Corp.		\$945.00
1/16/2018	350,785	PMTRX00011347	Accounts Payable	4410813 1/18	Cincinnati Bell		\$69.23
1/16/2018	350,808	PMTRX00011348	Accounts Payable	2267022	Ideal Supplies Inc		\$128.00
1/16/2018	350,841	PMTRX00011348	Accounts Payable	CI-774547	Univar USA Inc.		\$2,782.34
1/16/2018	350,854	PMTRX00011350	Accounts Payable	114262872	Agilent Technologies		\$543.00
1/16/2018	350,861	PMTRX00011350	Accounts Payable	9670132167	Grainger		\$566.16
1/16/2018	350,864	PMTRX00011350	Accounts Payable	350859577	Humana Dental Ins. Co.		\$979.05
1/16/2018	350,865	PMTRX00011350	Accounts Payable	362214	Kemper Inc Richard G		\$126.92
1/16/2018	350,866	PMTRX00011350	Accounts Payable	362213	Kemper Inc Richard G		\$9.72
1/16/2018	350,899	PMTRX00011350	Accounts Payable	38756717	Trane U.S., Inc.		\$436.00
1/16/2018	350,909	PMTRX00011351	Accounts Payable	5121001 1/18	Owen Electric Cooperative Inc		\$340.15
1/16/2018	350,910	PMTRX00011351	Accounts Payable	5121000 1/18	Owen Electric Cooperative Inc		\$134.04
1/16/2018	351,111	PMTRX00011355	Accounts Payable	927549..	Lowe's		\$28.35
1/16/2018	351,119	PMTRX00011355	Accounts Payable	2400868	Lykins Oil Company		\$348.52
1/16/2018	351,120	PMTRX00011355	Accounts Payable	2400866	Lykins Oil Company		\$1,032.85
1/16/2018	351,127	PMTRX00011356	Accounts Payable	50067526	OFFICETEAM, Specialized Admin. Staffing		\$807.20
1/16/2018	351,138	PMTRX00011356	Accounts Payable	9455009900000 4/73	Sanitation District No. 1		\$15.62
1/16/2018	351,314	PMTRX00011361	Accounts Payable	367135 00	Wilder Winnelson		\$49.33
1/17/2018	350,374	PMTRX00011336	Accounts Payable	DAMAGES 01/17	Kuhn, Michael		\$550.00
1/17/2018	350,375	PMCHK00006976	Accounts Payable	92954	Kuhn, Michael	\$550.00	
1/17/2018	350,376	PMTRX00011337	Accounts Payable	011918DEFCOMP	Kentucky State Treasurer		\$5,591.52
1/17/2018	350,377	PMTRX00011337	Accounts Payable	011918DEFLOAN	Kentucky State Treasurer		\$89.68
1/17/2018	350,378	PMCHK00006977	Accounts Payable	92955	Kentucky State Treasurer	\$5,681.20	
1/17/2018	350,585	PMTRX00011344	Accounts Payable	242338	Crescent Springs Hardware		\$81.45
1/17/2018	350,590	PMTRX00011344	Accounts Payable	925416	Lowe's		\$47.36
1/17/2018	350,595	PMTRX00011344	Accounts Payable	50081141	OFFICETEAM, Specialized Admin. Staffing		\$591.92
1/17/2018	350,802	PMTRX00011348	Accounts Payable	KYERL235121	Fastenal Company		\$853.50
1/17/2018	350,803	PMTRX00011348	Accounts Payable	KYERL235099	Fastenal Company		\$521.94
1/17/2018	350,810	PMTRX00011348	Accounts Payable	2267077	Ideal Supplies Inc		\$240.00
1/17/2018	350,811	PMTRX00011348	Accounts Payable	2267076	Ideal Supplies Inc		\$240.00

1/17/2018	350,812	PMTRX00011348	Accounts Payable	2267079	Ideal Supplies Inc	\$240.00		
1/17/2018	350,813	PMTRX00011348	Accounts Payable	2267071	Ideal Supplies Inc	\$120.00		
1/17/2018	350,814	PMTRX00011348	Accounts Payable	2267074	Ideal Supplies Inc	\$360.00		
1/17/2018	350,833	PMTRX00011348	Accounts Payable	2712	Seiter Farms Inc.	\$100.00		
1/17/2018	350,858	PMTRX00011350	Accounts Payable	10612	Dons Garage Inc	\$173.75		
1/17/2018	350,859	PMTRX00011350	Accounts Payable	6-059-27229	Federal Express	\$43.70		
1/17/2018	350,893	PMTRX00011350	Accounts Payable	35782	Seal Analytical, Inc.	\$417.35		
1/17/2018	350,902	RECVG00002320	Accounts Payable	RCT0000010184	Florence Winwater Works	\$33.67		
1/17/2018	351,096	PMTRX00011355	Accounts Payable	121567 01	Florence Winwater Works	\$3,396.00		
1/17/2018	351,114	PMTRX00011355	Accounts Payable	2402586	Lykins Oil Company	\$4,958.48		
1/17/2018	351,258	PMTRX00011360	Accounts Payable	952158	Lowe's	\$5.88		
1/18/2018	350,587	PMTRX00011344	Accounts Payable	REFUND CREDIT 01/18	Ellerman, Paige	\$228.32		
1/18/2018	350,596	PMTRX00011344	Accounts Payable	MILEAGE 01/18	Matt Piccirillo	\$265.96		
1/18/2018	350,602	PMTRX00011344	Accounts Payable	9641	Wessel Lawncare & Landscaping	\$2,715.00		
1/18/2018	350,768	PMTRX00011347	Accounts Payable	297196-4	Arts Rental Equipment & Supply	\$49.00		
1/18/2018	350,769	PMTRX00011347	Accounts Payable	297160-2	Arts Rental Equipment & Supply	\$176.25		
1/18/2018	350,772	PMTRX00011347	Accounts Payable	LLG0326	CDW Government Inc.	\$75.36		
1/18/2018	350,791	PMTRX00011347	Accounts Payable	76203669018 1/18	Duke Energy	\$920.36		
1/18/2018	350,792	PMTRX00011347	Accounts Payable	13300564210 1/18	Duke Energy	\$118.66		
1/18/2018	350,793	PMTRX00011347	Accounts Payable	30800678010 1/18	Duke Energy	\$20,190.72		
1/18/2018	350,798	PMTRX00011347	Accounts Payable	55002055014 1/18	Duke Energy	\$1,793.52		
1/18/2018	350,807	PMTRX00011348	Accounts Payable	2267086	Ideal Supplies Inc	\$96.00		
1/18/2018	350,845	PMTRX00011348	Accounts Payable	84889855	Valley Asphalt Corporation	\$1,008.00		
1/18/2018	350,856	PMTRX00011350	Accounts Payable	166685	Boone Steel LLC	\$136.53		
1/18/2018	350,867	PMTRX00011350	Accounts Payable	362511	Kemper Inc Richard G	\$192.16		
1/18/2018	350,868	PMTRX00011350	Accounts Payable	9017576186	Kemira Water Solutions, Inc.	\$4,934.68		
1/18/2018	350,870	PMTRX00011350	Accounts Payable	998128	Mailender Inc.	\$26.70		
1/18/2018	350,871	PMTRX00011350	Accounts Payable	998129	Mailender Inc.	\$716.25		
1/18/2018	350,877	PMTRX00011350	Accounts Payable	INV4247417	Orr Safety Corporation	\$317.20		
1/18/2018	350,879	PMTRX00011350	Accounts Payable	INV4247983	Orr Safety Corporation	\$28.93		
1/18/2018	350,884	PMTRX00011350	Accounts Payable	903851	R & M Welding Products Inc	\$170.41		
System:	DETAILED TRIAL B 9/24/2018	12:01:21 PM	Page:	111	User Date:	9/24/2018	User ID:	skampsen
N Ky Water District								
1/18/2018	350,885	PMTRX00011350	Accounts Payable	3263816	SafetyWear	\$131.42		
1/18/2018	350,906	RECVG00002320	Accounts Payable	RCT0000010188	Cottingham True Value	\$2,402.40		
1/18/2018	351,034	PMTRX00011354	Accounts Payable	9300832200 1/18	Duke Energy	\$226.40		
1/18/2018	351,035	PMTRX00011354	Accounts Payable	74300342209 1/18	Duke Energy	\$2,461.49		
1/18/2018	351,036	PMTRX00011354	Accounts Payable	97600131200 1/18	Duke Energy	\$64.48		
1/18/2018	351,092	PMTRX00011355	Accounts Payable	16676	Fastech Alarms &	\$150.00		
1/18/2018	351,107	PMTRX00011355	Accounts Payable	927932	Lowe's	\$60.68		
1/18/2018	351,108	PMTRX00011355	Accounts Payable	925473	Lowe's	\$59.95		
1/18/2018	351,214	PMTRX00011359	Accounts Payable	9302071999	Graybar Electric Co Inc	\$507.76		
1/18/2018	351,259	PMTRX00011360	Accounts Payable	952477	Lowe's	\$95.88		
1/18/2018	351,534	PMTRX00011364	Accounts Payable	2387067	RUMPKE	\$10.00		
1/19/2018	350,556	PMCHK00006980	Accounts Payable	92956	Flynn, Michael	\$76.47		
1/19/2018	350,594	PMTRX00011344	Accounts Payable	REFUND CREDIT 01/18	Nielander, Jennie	\$280.00		
1/19/2018	350,773	PMTRX00011347	Accounts Payable	LLQ1664	CDW Government Inc.	\$138.70		
1/19/2018	350,790	PMTRX00011347	Accounts Payable	2010002	Dove Data Products, Inc.	\$320.00		
1/19/2018	350,794	PMTRX00011347	Accounts Payable	16503714012 1/18	Duke Energy	\$7.73		
1/19/2018	350,795	PMTRX00011347	Accounts Payable	92203548011 1/18	Duke Energy	\$101.97		
1/19/2018	350,796	PMTRX00011347	Accounts Payable	37103690014 1/18	Duke Energy	\$11.25		
1/19/2018	350,797	PMTRX00011347	Accounts Payable	98003659011 1/18	Duke Energy	\$109.78		
1/19/2018	350,838	PMTRX00011348	Accounts Payable	CI-775248	Univar USA Inc.	\$2,781.10		
1/19/2018	350,839	PMTRX00011348	Accounts Payable	CI-775225	Univar USA Inc.	\$2,777.40		
1/19/2018	350,842	PMTRX00011348	Accounts Payable	1258391	USALCO	\$5,723.00		
1/19/2018	350,848	PMTRX00011348	Accounts Payable	515348	Wildman Corporate Apparel	\$105.00		
1/19/2018	350,863	PMTRX00011350	Accounts Payable	948935	Harper Oil Products Inc	\$179.70		
1/19/2018	350,874	PMTRX00011350	Accounts Payable	INV4249493	Orr Safety Corporation	\$735.17		
1/19/2018	350,882	PMTRX00011350	Accounts Payable	1517330	Restek Corporation	\$222.74		

1/19/2018	350,883	PMTRX00011350	Accounts Payable	904043	R & M Welding Products Inc	\$66.00		
1/19/2018	350,896	PMTRX00011350	Accounts Payable	107017943	Sumerel Tire Co., Inc., Bob	\$147.11		
1/19/2018	350,897	PMTRX00011350	Accounts Payable	BANK FEE	Time Warner Cable	\$25.00		
1/19/2018	351,017	PMTRX00011354	Accounts Payable	5789898 1/18	Cincinnati Bell	\$1,684.02		
1/19/2018	351,018	PMTRX00011354	Accounts Payable	5788795 1/18	Cincinnati Bell	\$136.17		
1/19/2018	351,020	PMTRX00011354	Accounts Payable	2830886 1/18	Cincinnati Bell	\$67.79		
1/19/2018	351,021	PMTRX00011354	Accounts Payable	3413035 1/18	Cincinnati Bell	\$168.49		
1/19/2018	351,030	PMTRX00011354	Accounts Payable	21100162200 1/18	Duke Energy	\$7.73		
1/19/2018	351,103	PMTRX00011355	Accounts Payable	772-077612	KOI Enterprises, Inc	\$23.96		
1/19/2018	351,104	PMTRX00011355	Accounts Payable	743-124137	KOI Enterprises, Inc	\$3.10		
1/19/2018	351,109	PMTRX00011355	Accounts Payable	902289	Lowe's	\$141.55		
1/19/2018	351,110	PMTRX00011355	Accounts Payable	938151	Lowe's	\$141.55		
1/19/2018	351,117	PMTRX00011355	Accounts Payable	1809671-1	Lykins Oil Company	\$965.90		
1/19/2018	351,118	PMTRX00011355	Accounts Payable	1809668-1	Lykins Oil Company	\$299.29		
1/19/2018	351,142	PMTRX00011356	Accounts Payable	543757445	Sigma-Aldrich Inc	\$289.55		
1/19/2018	351,204	PMTRX00011359	Accounts Payable	4003413541	Cintas #315	\$634.90		
1/19/2018	351,227	PMTRX00011360	Accounts Payable	2267128	Ideal Supplies Inc	\$580.00		
1/19/2018	351,230	PMTRX00011360	Accounts Payable	2267117	Ideal Supplies Inc	\$640.00		
1/19/2018	351,234	PMTRX00011360	Accounts Payable	2267127	Ideal Supplies Inc	\$120.00		
1/19/2018	351,235	PMTRX00011360	Accounts Payable	2267126	Ideal Supplies Inc	\$580.00		
1/19/2018	351,236	PMTRX00011360	Accounts Payable	2267125	Ideal Supplies Inc	\$660.00		
1/19/2018	351,254	PMTRX00011360	Accounts Payable	925613	Lowe's	\$93.93		
1/19/2018	351,255	PMTRX00011360	Accounts Payable	925535	Lowe's	\$79.96		
1/19/2018	351,262	PMTRX00011360	Accounts Payable	998567	Mailender Inc.	\$190.92		
1/19/2018	351,287	PMTRX00011360	Accounts Payable	33883	Shannon Chemical Corporation	\$13,491.52		
1/19/2018	351,297	PMTRX00011361	Accounts Payable	P461378378-18019	Cincinnati Bell	\$1,299.64		
1/20/2018	351,023	PMTRX00011354	Accounts Payable	896115 1/18	Cincinnati Bell Any Distance	\$96.44		
1/20/2018	351,146	PMTRX00011356	Accounts Payable	3366023141	Staples Advantage	\$111.85		
1/20/2018	351,147	PMTRX00011356	Accounts Payable	3366023140	Staples Advantage	\$75.25		
1/21/2018	351,012	PMTRX00011354	Accounts Payable	1092	Ayyeka Inc.	\$55.00		
1/21/2018	351,277	PMTRX00011360	Accounts Payable	301029091	Pridestaff Financial	\$1,360.00		
1/22/2018	350,604	PMVPY00001052	Accounts Payable	92555	Calgon Carbon UV Tech, LLC	\$6,906.47		
1/22/2018	350,605	PMVPY00001053	Accounts Payable	92678	Ideal Supplies Inc	\$120.00		
1/22/2018	350,606	PMVPY00001054	Accounts Payable	92690	Midwest Bottle Gas Dist. Inc	\$310.74		
1/22/2018	350,607	PMVPY00001055	Accounts Payable	92695	Owen Electric Cooperative Inc	\$334.38		
1/22/2018	350,621	PMCHK00006981	Accounts Payable	92957	ACE Exterminating Co. / Dawn	\$2,906.89		
1/22/2018	350,622	PMCHK00006981	Accounts Payable	92958	Ace-Tex Enterprises, Inc.	\$394.45		
1/22/2018	350,623	PMCHK00006981	Accounts Payable	92959	Arts Rental Equipment & Supply	\$1,139.04		
1/22/2018	350,624	PMCHK00006981	Accounts Payable	92960	Baumgardner, Ashley	\$131.82		
1/22/2018	350,625	PMCHK00006981	Accounts Payable	92961	Becknell-Coghill Inc	\$31,260.00		
1/22/2018	350,626	PMCHK00006981	Accounts Payable	92962	Biederman Co., Inc., R.P.	\$81.00		
1/22/2018	350,627	PMCHK00006981	Accounts Payable	92963	Bobcat Enterprises, Inc.	\$3,001.37		
1/22/2018	350,628	PMCHK00006981	Accounts Payable	92964	Bonded Lock Service LLC	\$312.00		
1/22/2018	350,629	PMCHK00006981	Accounts Payable	92965	Bradford, Jennifer	\$126.44		
1/22/2018	350,630	PMCHK00006981	Accounts Payable	92966	Calgon Carbon UV Tech, LLC	\$6,906.47		
1/22/2018	350,631	PMCHK00006981	Accounts Payable	92967	Chain, Ray	\$126.64		
1/22/2018	350,632	PMCHK00006981	Accounts Payable	92968	Cincinnati Bell	\$1,160.25		
1/22/2018	350,633	PMCHK00006981	Accounts Payable	92969	Cintas #315	\$569.29		
System:	DETAILED TRIAL B 9/24/2018	12:01:21 PM	Page:	112	User Date:	9/24/2018	User ID:	skampsen
N Ky Water District								
1/22/2018	350,634	PMCHK00006981	Accounts Payable	92970	Core & Main	\$6,008.00		
1/22/2018	350,635	PMCHK00006981	Accounts Payable	92971	Crescent Springs Hardware	\$121.61		
1/22/2018	350,636	PMCHK00006981	Accounts Payable	92972	Crux Vinyl Graphics	\$1,150.80		
1/22/2018	350,637	PMCHK00006981	Accounts Payable	92973	Document Destruction	\$140.00		
1/22/2018	350,638	PMCHK00006981	Accounts Payable	92974	Duke Energy	\$47,422.57		
1/22/2018	350,639	PMCHK00006981	Accounts Payable	92975	Dzurilla, David	\$88.87		
1/22/2018	350,640	PMCHK00006981	Accounts Payable	92976	Ellerman, Paige	\$228.32		
1/22/2018	350,641	PMCHK00006981	Accounts Payable	92977	Enquirer Media	\$647.45		
1/22/2018	350,642	PMCHK00006981	Accounts Payable	92978	Environmental Resource Assoc	\$966.86		

1/22/2018	350,643	PMCHK00006981	Accounts Payable	92979	Fastenal Company	\$680.04
1/22/2018	350,644	PMCHK00006981	Accounts Payable	92980	Federal Express	\$7.98
1/22/2018	350,645	PMCHK00006981	Accounts Payable	92981	Ferguson Waterworks	\$1,460.50
1/22/2018	350,646	PMCHK00006981	Accounts Payable	92982	Fisher Scientific	\$490.61
1/22/2018	350,647	PMCHK00006981	Accounts Payable	92983	Flashlight Outlet	\$550.96
1/22/2018	350,648	PMCHK00006981	Accounts Payable	92984	Florence Winwater Works	\$9,072.38
1/22/2018	350,649	PMCHK00006981	Accounts Payable	92985	Flynn Metering Systems	\$1,969.34
1/22/2018	350,650	PMCHK00006981	Accounts Payable	92986	Fortiline, Inc.	\$3,184.56
1/22/2018	350,651	PMCHK00006981	Accounts Payable	92987	Frost Brown Todd LLC	\$7,552.00
1/22/2018	350,652	PMCHK00006981	Accounts Payable	92988	Gabel, Richard	\$375.92
1/22/2018	350,653	PMCHK00006981	Accounts Payable	92989	Grainger	\$54.40
1/22/2018	350,654	PMCHK00006981	Accounts Payable	92990	Hach Company	\$1,234.33
1/22/2018	350,655	PMCHK00006981	Accounts Payable	92991	Harper Oil Products Inc	\$1,943.10
1/22/2018	350,656	PMCHK00006981	Accounts Payable	92992	Henn Plumbing Inc.	\$170.00
1/22/2018	350,657	PMCHK00006981	Accounts Payable	92993	Hoida, Tracy	\$64.17
1/22/2018	350,658	PMCHK00006981	Accounts Payable	92994	Hydro Controls, Inc.	\$756.48
1/22/2018	350,659	PMCHK00006981	Accounts Payable	92995	Ideal Supplies Inc	\$9,830.10
1/22/2018	350,660	PMCHK00006981	Accounts Payable	92996	Johnson Electric Supply Co., The	\$123.82
1/22/2018	350,661	PMCHK00006981	Accounts Payable	92997	Kaffenbarger Truck Eqpt. Co.	\$1,321.54
1/22/2018	350,662	PMCHK00006981	Accounts Payable	92998	Kemira Water Solutions, Inc.	\$5,064.54
1/22/2018	350,663	PMCHK00006981	Accounts Payable	92999	Kens Crescent Springs Service	\$265.00
1/22/2018	350,664	PMCHK00006981	Accounts Payable	93000	KOI Enterprises, Inc	\$679.64
1/22/2018	350,665	PMCHK00006981	Accounts Payable	93001	KWVWA	\$360.00
1/22/2018	350,666	PMCHK00006981	Accounts Payable	93002	Lowe's	\$784.74
1/22/2018	350,667	PMCHK00006981	Accounts Payable	93003	Lykins Oil Company	\$1,949.77
1/22/2018	350,668	PMCHK00006981	Accounts Payable	93004	McVay, Roy	\$91.85
1/22/2018	350,669	PMCHK00006981	Accounts Payable	93005	Microsoft	\$184.21
1/22/2018	350,670	PMCHK00006981	Accounts Payable	93006	Midwest Bottle Gas Dist. Inc	\$360.74
1/22/2018	350,671	PMCHK00006981	Accounts Payable	93007	Middleton, Thomas	\$72.35
1/22/2018	350,672	PMCHK00006981	Accounts Payable	93008	Mills Fence Co., Inc.	\$1,490.00
1/22/2018	350,673	PMCHK00006981	Accounts Payable	93009	Minuteman/Design Press	\$88.00
1/22/2018	350,674	PMCHK00006981	Accounts Payable	93010	Nielander, Jennie	\$280.00
1/22/2018	350,675	PMCHK00006981	Accounts Payable	93011	NKCCMA	\$180.00
1/22/2018	350,676	PMCHK00006981	Accounts Payable	93012	OFFICETEAM, Specialized Admin. Staffing	\$1,909.61
1/22/2018	350,677	PMCHK00006981	Accounts Payable	93013	Orr Safety Corporation	\$176.39
1/22/2018	350,678	PMCHK00006981	Accounts Payable	93014	Owen Electric Cooperative Inc	\$14,532.87
1/22/2018	350,679	PMCHK00006981	Accounts Payable	93015	Parker, Rebecca	\$28.20
1/22/2018	350,680	PMCHK00006981	Accounts Payable	93016	Phenova	\$657.75
1/22/2018	350,681	PMCHK00006981	Accounts Payable	93017	Matt Piccirillo	\$265.96
1/22/2018	350,682	PMCHK00006981	Accounts Payable	93018	Plant Trolley, Inc., The	\$177.12
1/22/2018	350,683	PMCHK00006981	Accounts Payable	93019	Precision Contracting Inc.	\$70.56
1/22/2018	350,684	PMCHK00006981	Accounts Payable	93020	Pridestaff Financial	\$1,963.50
1/22/2018	350,685	PMCHK00006981	Accounts Payable	93021	RUMPKE	\$85.57
1/22/2018	350,686	PMCHK00006981	Accounts Payable	93022	Russell, Eric	\$49.08
1/22/2018	350,687	PMCHK00006981	Accounts Payable	93023	Sanitation District No. 1	\$155.74
1/22/2018	350,688	PMCHK00006981	Accounts Payable	93024	Sanchez, Stephanie	\$2.08
1/22/2018	350,689	PMCHK00006981	Accounts Payable	93025	Specialized Plumbing Parts Supply	\$23.02
1/22/2018	350,690	PMCHK00006981	Accounts Payable	93026	Staples Advantage	\$52.99
1/22/2018	350,691	PMCHK00006981	Accounts Payable	93027	St. Elizabeth Medical Center	\$962.50
1/22/2018	350,692	PMCHK00006981	Accounts Payable	93028	Supply Post Business Products	\$86.95
1/22/2018	350,693	PMCHK00006981	Accounts Payable	93029	TrinSoft, LLC	\$340.00
1/22/2018	350,694	PMCHK00006981	Accounts Payable	93030	Tubesing, Kate	\$100.88
1/22/2018	350,695	PMCHK00006981	Accounts Payable	93031	Univar USA Inc.	\$2,779.87
1/22/2018	350,696	PMCHK00006981	Accounts Payable	93032	United Healthcare Insurance	\$258,068.12
1/22/2018	350,697	PMCHK00006981	Accounts Payable	93033	USALCO	\$11,670.20
1/22/2018	350,698	PMCHK00006981	Accounts Payable	93034	US Bank Equipment Finance	\$1,708.56
1/22/2018	350,699	PMCHK00006981	Accounts Payable	93035	Verizon Wireless	\$1,200.00
1/22/2018	350,700	PMCHK00006981	Accounts Payable	93036	Vertical Systems Elevator	\$369.63
1/22/2018	350,701	PMCHK00006981	Accounts Payable	93037	Viking Supply, Inc	\$562.40



1/22/2018	350,702	PMCHK00006981	Accounts Payable	93038	Vival	\$630.80	
1/22/2018	350,703	PMCHK00006981	Accounts Payable	93039	Waste Resource Management Inc.	\$4,968.64	
1/22/2018	350,704	PMCHK00006981	Accounts Payable	93040	Wessel Lawncare & Landscaping	\$5,915.00	
1/22/2018	350,705	PMCHK00006981	Accounts Payable	93041	Wilder Winnelson	\$485.00	
1/22/2018	350,706	PMCHK00006981	Accounts Payable	93042	Wildman Corporate Apparel	\$406.24	
1/22/2018	350,767	PMTRX00011347	Accounts Payable	298088-4	Arts Rental Equipment & Supply		\$47.00
System:	DETAILED TRIAL B 9/24/2018	12:01:21 PM	Page:	113	User Date:	9/24/2018	User ID: skampsen
N Ky Water District							
1/22/2018	350,825	PMTRX00011348	Accounts Payable	50098343	No Ky Public Works Association	\$802.16	
1/22/2018	350,826	PMTRX00011348	Accounts Payable	50098504	No Ky Public Works Association	\$638.40	
1/22/2018	350,829	PMTRX00011348	Accounts Payable	1801-965990	Pilot Lumber	\$13.04	
1/22/2018	350,830	PMTRX00011348	Accounts Payable	1801-966017	Pilot Lumber	\$13.64	
1/22/2018	350,831	PMTRX00011348	Accounts Payable	S2638028.001	Pirtek Reading Road	\$1,093.44	
1/22/2018	350,835	PMTRX00011348	Accounts Payable	103039582	Sumerel Tire Co., Inc., Bob	\$194.86	
1/22/2018	350,840	PMTRX00011348	Accounts Payable	CI-775459	Univar USA Inc.	\$6,679.21	
1/22/2018	350,843	PMTRX00011348	Accounts Payable	84890240	Valley Asphalt Corporation	\$783.00	
1/22/2018	350,847	PMTRX00011348	Accounts Payable	9684	Wessel Lawncare & Landscaping	\$4,005.00	
1/22/2018	350,857	PMTRX00011350	Accounts Payable	310556	Chemrite, Inc.	\$14,881.05	
1/22/2018	350,872	PMTRX00011350	Accounts Payable	REFUND CREDIT 01/18	Morris, Linda	\$94.27	
1/22/2018	350,878	PMTRX00011350	Accounts Payable	INV4251133	Orr Safety Corporation	\$191.82	
1/22/2018	350,887	PMTRX00011350	Accounts Payable	3264071	SafetyWear	\$435.37	
1/22/2018	350,911	PMVVR00001359	Accounts Payable	50098343	No Ky Public Works Association	\$802.16	
1/22/2018	350,912	PMVVR00001359	Accounts Payable	50098504	No Ky Public Works Association	\$638.40	
1/22/2018	350,913	PMTRX00011352	Accounts Payable	50098343	OFFICETEAM, Specialized Admin. Staffing	\$802.16	
1/22/2018	350,914	PMTRX00011352	Accounts Payable	50098504	OFFICETEAM, Specialized Admin. Staffing	\$638.40	
1/22/2018	351,002	RECVG00002322	Accounts Payable	RCT0000010197	Viking Supply, Inc	\$1,099.80	
1/22/2018	351,005	RECVG00002322	Accounts Payable	RCT0000010200	Viking Supply, Inc	\$2,720.20	
1/22/2018	351,019	PMTRX00011354	Accounts Payable	5810345 1/18	Cincinnati Bell	\$66.53	
1/22/2018	351,022	PMTRX00011354	Accounts Payable	2920102 1/18	Cincinnati Bell	\$54.58	
1/22/2018	351,029	PMTRX00011354	Accounts Payable	9800343205 1/18	Duke Energy	\$1,019.86	
1/22/2018	351,093	PMTRX00011355	Accounts Payable	16697	Fastech Alarms &	\$147.14	
1/22/2018	351,095	PMTRX00011355	Accounts Payable	8343840	Fisher Scientific	\$2,277.81	
1/22/2018	351,100	PMTRX00011355	Accounts Payable	9017576524	Kemira Water Solutions, Inc.	\$5,181.41	
1/22/2018	351,102	PMTRX00011355	Accounts Payable	733-512683	KOI Enterprises, Inc	\$226.51	
1/22/2018	351,137	PMTRX00011356	Accounts Payable	12537	Sanitation District No. 1	\$1,783.16	
1/22/2018	351,139	PMTRX00011356	Accounts Payable	2036046700003 1/18	Sanitation District No. 1	\$490.60	
1/22/2018	351,140	PMTRX00011356	Accounts Payable	2033023400004 1/18	Sanitation District No. 1	\$49.90	
1/22/2018	351,141	PMTRX00011356	Accounts Payable	2036046701002 1/18	Sanitation District No. 1	\$1,861.27	
1/22/2018	351,145	PMTRX00011356	Accounts Payable	103019193	Sumerel Tire Co., Inc., Bob	\$28.99	
1/22/2018	351,211	PMTRX00011359	Accounts Payable	16700	Fastech Alarms &	\$396.48	
1/22/2018	351,215	PMTRX00011359	Accounts Payable	413939	Hall's Paving & Sealing, Inc.	\$4,047.29	
1/22/2018	351,257	PMTRX00011360	Accounts Payable	927425	Lowe's	\$44.66	
1/22/2018	351,301	PMTRX00011361	Accounts Payable	180130	Gleason Electric Inc	\$283.50	
1/22/2018	351,310	PMTRX00011361	Accounts Payable	383602	Minuteman/Design Press	\$46.00	
1/23/2018	350,708	PMTRX00011346	Accounts Payable	012618DEFCOMP	Kentucky State Treasurer	\$5,611.52	
1/23/2018	350,709	PMTRX00011346	Accounts Payable	012618DEFLOANS	Kentucky State Treasurer	\$21.86	
1/23/2018	350,710	PMCHK00006982	Accounts Payable	93043	Kentucky State Treasurer	\$5,633.38	
1/23/2018	350,787	PMTRX00011347	Accounts Payable	PERMITS 10-12,2017	City of Edgewood	\$240.00	
1/23/2018	350,788	PMTRX00011347	Accounts Payable	242490	Crescent Springs Hardware	\$160.83	
1/23/2018	350,789	PMTRX00011347	Accounts Payable	10659	Dons Garage Inc	\$964.47	
1/23/2018	350,821	PMTRX00011348	Accounts Payable	16888838	Matheson Tri-Gas, Inc.	\$938.24	
1/23/2018	350,886	PMTRX00011350	Accounts Payable	3264155	SafetyWear	\$61.80	
1/23/2018	350,997	RECVG00002322	Accounts Payable	RCT0000010192	Core & Main	\$642.00	
1/23/2018	351,000	RECVG00002322	Accounts Payable	RCT0000010195	Ferguson Waterworks	\$370.00	
1/23/2018	351,003	RECVG00002322	Accounts Payable	RCT0000010198	Viking Supply, Inc	\$138.00	
1/23/2018	351,004	RECVG00002322	Accounts Payable	RCT0000010199	Viking Supply, Inc	\$140.60	
1/23/2018	351,033	PMTRX00011354	Accounts Payable	55600815015 1/18	Duke Energy	\$20,627.56	
1/23/2018	351,097	PMTRX00011355	Accounts Payable	10804408	Hach Company	\$885.67	
1/23/2018	351,131	PMTRX00011356	Accounts Payable	5121004 1/18	Owen Electric Cooperative Inc	\$136.08	

1/23/2018	351,182	PMTRX00011359	Accounts Payable	145790	A & A Safety, Inc	\$1,108.49		
1/23/2018	351,217	PMTRX00011359	Accounts Payable	18-09	Hydro Controls, Inc.	\$756.48		
1/23/2018	351,228	PMTRX00011360	Accounts Payable	2267184	Ideal Supplies Inc	\$210.00		
1/23/2018	351,229	PMTRX00011360	Accounts Payable	2267182	Ideal Supplies Inc	\$360.00		
1/23/2018	351,233	PMTRX00011360	Accounts Payable	2267170	Ideal Supplies Inc	\$180.00		
1/23/2018	351,256	PMTRX00011360	Accounts Payable	927600	Lowe's	\$53.91		
1/23/2018	351,275	PMTRX00011360	Accounts Payable	136919	Phenova	\$785.18		
1/23/2018	351,518	RECVG00002325	Accounts Payable	RCT00000010208	Thompson Company, The Henry P.	\$3,504.90		
1/24/2018	350,819	PMTRX00011348	Accounts Payable	CONFERENCE 04/18	KWWOAO	\$360.00		
1/24/2018	351,001	RECVG00002322	Accounts Payable	RCT00000010196	Florence Winwater Works	\$76.08		
1/24/2018	351,024	PMTRX00011354	Accounts Payable	CD99036487	Cornerstone Controls, Inc.	\$421.42		
1/24/2018	351,026	PMTRX00011354	Accounts Payable	10675	Dons Garage Inc	\$541.33		
1/24/2018	351,028	PMTRX00011354	Accounts Payable	28203690012 1/18	Duke Energy	\$111.10		
1/24/2018	351,032	PMTRX00011354	Accounts Payable	30903811010 1/18	Duke Energy	\$187.44		
1/24/2018	351,037	PMTRX00011354	Accounts Payable	80000694200 1/18	Duke Energy	\$954.00		
1/24/2018	351,091	PMTRX00011355	Accounts Payable	20259203	Environmental Laboratories, Inc.	\$42.00		
1/24/2018	351,112	PMTRX00011355	Accounts Payable	903311	Lowe's	\$17.84		
1/24/2018	351,115	PMTRX00011355	Accounts Payable	2410058	Lykins Oil Company	\$1,034.02		
1/24/2018	351,144	PMTRX00011356	Accounts Payable	107018035	Sumerel Tire Co., Inc., Bob	\$1,495.96		
1/24/2018	351,203	PMTRX00011359	Accounts Payable	4003493931	Cintas #315	\$569.29		
1/24/2018	351,205	PMTRX00011359	Accounts Payable	PARKING 01/18	Clemons, Kim	\$12.00		
1/24/2018	351,231	PMTRX00011360	Accounts Payable	2267209	Ideal Supplies Inc	\$390.00		
1/24/2018	351,232	PMTRX00011360	Accounts Payable	2267210	Ideal Supplies Inc	\$265.00		
System:	DETAILED TRIAL B 9/24/2018	12:01:21 PM	Page:	114	User Date:	9/24/2018	User ID:	skampsen
N Ky Water District								
1/24/2018	351,242	PMTRX00011360	Accounts Payable	2267199	Ideal Supplies Inc	\$640.00		
1/24/2018	351,243	PMTRX00011360	Accounts Payable	2267202	Ideal Supplies Inc	\$240.00		
1/24/2018	351,248	PMTRX00011360	Accounts Payable	362716	Kemper Inc Richard G	\$22.95		
1/24/2018	351,249	PMTRX00011360	Accounts Payable	362715	Kemper Inc Richard G	\$92.86		
1/24/2018	351,270	PMTRX00011360	Accounts Payable	INV4253614	Orr Safety Corporation	\$16.20		
1/24/2018	351,302	PMTRX00011361	Accounts Payable	9677854789	Grainger	\$31.44		
1/24/2018	351,305	PMTRX00011361	Accounts Payable	949033	Harper Oil Products Inc	\$200.25		
1/24/2018	351,307	PMTRX00011361	Accounts Payable	024J5846	Harrington Industrial Plastics	\$288.78		
1/24/2018	351,531	PMTRX00011364	Accounts Payable	2267204	Ideal Supplies Inc	\$180.00		
1/24/2018	351,532	PMTRX00011364	Accounts Payable	473550	USA Bluebook	\$359.71		
1/25/2018	350,996	RECVG00002322	Accounts Payable	RCT00000010191	Arts Rental Equipment & Supply	\$786.50		
1/25/2018	351,027	PMTRX00011354	Accounts Payable	10684	Dons Garage Inc	\$805.61		
1/25/2018	351,031	PMTRX00011354	Accounts Payable	81903790016 1/18	Duke Energy	\$8.19		
1/25/2018	351,098	PMTRX00011355	Accounts Payable	10809328	Hach Company	\$427.75		
1/25/2018	351,099	PMTRX00011355	Accounts Payable	9017577058	Kemira Water Solutions, Inc.	\$5,330.75		
1/25/2018	351,136	PMTRX00011356	Accounts Payable	2388774	RUMPK	\$547.76		
1/25/2018	351,190	PMTRX00011359	Accounts Payable	1627344-0001	Baker Corp.	\$2,805.00		
1/25/2018	351,193	PMTRX00011359	Accounts Payable	49721	Bray Truck & Parts	\$339.65		
1/25/2018	351,197	PMTRX00011359	Accounts Payable	1007823 1/18	Cincinnati Bell	\$241.35		
1/25/2018	351,198	PMTRX00011359	Accounts Payable	7811600 1/18	Cincinnati Bell	\$333.33		
1/25/2018	351,199	PMTRX00011359	Accounts Payable	7810420 1/18	Cincinnati Bell	\$68.14		
1/25/2018	351,200	PMTRX00011359	Accounts Payable	7811203 1/18	Cincinnati Bell	\$189.23		
1/25/2018	351,201	PMTRX00011359	Accounts Payable	4410536 1/18	Cincinnati Bell	\$218.42		
1/25/2018	351,209	PMTRX00011359	Accounts Payable	UNIFORMS 01/18	Elfers John Jr	\$169.74		
1/25/2018	351,239	PMTRX00011360	Accounts Payable	2267226	Ideal Supplies Inc	\$201.75		
1/25/2018	351,240	PMTRX00011360	Accounts Payable	2267237	Ideal Supplies Inc	\$300.00		
1/25/2018	351,241	PMTRX00011360	Accounts Payable	2267239	Ideal Supplies Inc	\$240.00		
1/25/2018	351,253	PMTRX00011360	Accounts Payable	925290	Lowe's	\$29.69		
1/25/2018	351,269	PMTRX00011360	Accounts Payable	INV4255663	Orr Safety Corporation	\$192.90		
1/25/2018	351,303	PMTRX00011361	Accounts Payable	9679802638	Grainger	\$135.50		
1/25/2018	351,304	PMTRX00011361	Accounts Payable	9679836230	Grainger	\$169.44		
1/25/2018	351,308	PMTRX00011361	Accounts Payable	024J5896	Harrington Industrial Plastics	\$449.88		
1/25/2018	351,311	PMTRX00011361	Accounts Payable	140175801 1/18	Time Warner Cable	\$366.63		
1/25/2018	351,519	PMTRX00011364	Accounts Payable	140175801 01/18.	Time Warner Cable	\$248.11		

1/25/2018	351,520	PMTRX00011364	Accounts Payable	9800608576	Verizon Wireless	\$7,720.76		
1/26/2018	350,998	RECVG00002322	Accounts Payable	RCT0000010193	Core & Main	\$428.00		
1/26/2018	351,011	PMTRX00011354	Accounts Payable	295023-4	Arts Rental Equipment & Supply	\$316.24		
1/26/2018	351,094	PMTRX00011355	Accounts Payable	8612304	Fisher Scientific	\$81.59		
1/26/2018	351,105	PMTRX00011355	Accounts Payable	925514	Lowe's	\$46.49		
1/26/2018	351,106	PMTRX00011355	Accounts Payable	927127	Lowe's	\$179.65		
1/26/2018	351,113	PMTRX00011355	Accounts Payable	903486	Lowe's	\$38.46		
1/26/2018	351,130	PMTRX00011356	Accounts Payable	5121002 1/18	Owen Electric Cooperative Inc	\$272.84		
1/26/2018	351,143	PMTRX00011356	Accounts Payable	9811699	Southern States	\$74.61		
1/26/2018	351,148	PMTRX00011356	Accounts Payable	CI-776243	Univar USA Inc.	\$2,781.10		
1/26/2018	351,149	PMTRX00011356	Accounts Payable	1258984	USALCO	\$5,907.08		
1/26/2018	351,191	PMTRX00011359	Accounts Payable	3327	B C Engineering Co	\$590.00		
1/26/2018	351,202	PMTRX00011359	Accounts Payable	4003536431	Cintas #315	\$380.27		
1/26/2018	351,207	PMTRX00011359	Accounts Payable	51502144018 1/18	Duke Energy	\$148.69		
1/26/2018	351,213	PMTRX00011359	Accounts Payable	9680644995	Grainger	\$803.02		
1/26/2018	351,237	PMTRX00011360	Accounts Payable	2267274	Ideal Supplies Inc	\$180.00		
1/26/2018	351,238	PMTRX00011360	Accounts Payable	2267250	Ideal Supplies Inc	\$259.00		
1/26/2018	351,244	PMTRX00011360	Accounts Payable	2267272	Ideal Supplies Inc	\$300.00		
1/26/2018	351,247	PMTRX00011360	Accounts Payable	362835	Kemper Inc Richard G	\$83.02		
1/26/2018	351,261	PMTRX00011360	Accounts Payable	2414681	Lykins Oil Company	\$734.88		
1/26/2018	351,285	PMTRX00011360	Accounts Payable	3264536	SafetyWear	\$27.67		
1/26/2018	351,294	PMTRX00011361	Accounts Payable	1562	A-1 Electric Motor Service	\$602.38		
1/26/2018	351,299	PMTRX00011361	Accounts Payable	8400403202 1/18	Duke Energy	\$8.61		
1/26/2018	351,300	PMTRX00011361	Accounts Payable	87400403218 1/18	Duke Energy	\$34.79		
1/26/2018	351,306	PMTRX00011361	Accounts Payable	024J5938	Harrington Industrial Plastics	\$24.62		
1/26/2018	351,517	RECVG00002325	Accounts Payable	RCT0000010207	BL Anderson Co. Inc.	\$3,790.33		
1/26/2018	351,537	PMTRX00011364	Accounts Payable	4480307 1/18	Cincinnati Bell	\$64.55		
1/26/2018	351,538	PMTRX00011364	Accounts Payable	5811080 1/18	Cincinnati Bell	\$298.44		
1/27/2018	350,908	PMTRX00011351	Accounts Payable	UNIFORMS 01/18	Young, Jason	\$152.64		
1/27/2018	351,268	PMTRX00011360	Accounts Payable	INV4255830	Orr Safety Corporation	\$245.81		
1/28/2018	351,535	PMTRX00011364	Accounts Payable	1360239900000 1/18	Sanitation District No. 1	\$39.31		
1/28/2018	351,536	PMTRX00011364	Accounts Payable	1356165410000 1/18	Sanitation District No. 1	\$15.12		
1/29/2018	350,820	PMTRX00011348	Accounts Payable	NKWSDBL633284 02/18	Lincoln National Life Insurance Co.	\$5,176.79		
1/29/2018	350,823	PMTRX00011348	Accounts Payable	BANK FEES	Moor, Johnathan	\$12.00		
1/29/2018	350,851	PMCHK00006983	Accounts Payable	93044	Kentucky State Treasurer	\$5,691.38		
1/29/2018	350,852	PMVPY00001056	Accounts Payable	92709	Time Warner Cable	\$110.00		
1/29/2018	350,860	PMTRX00011350	Accounts Payable	UNIFORMS 01/18	Gosney, David	\$43.88		
1/29/2018	351,010	PMTRX00011354	Accounts Payable	299915-4	Arts Rental Equipment & Supply	\$42.35		
1/29/2018	351,013	PMTRX00011354	Accounts Payable	8030455	BestOne, Tire & Service of Mid America, Inc.	\$540.28		
1/29/2018	351,014	PMTRX00011354	Accounts Payable	8030135	BestOne, Tire & Service of Mid America, Inc.	\$541.50		
System:	DETAILED TRIAL B 9/24/2018	12:01:21 PM	Page:	115	User Date:	9/24/2018	User ID:	skampsen
N Ky Water District								
1/29/2018	351,015	PMTRX00011354	Accounts Payable	LNN5483	CDW Government Inc.	\$143.40		
1/29/2018	351,016	PMTRX00011354	Accounts Payable	LNK6045	CDW Government Inc.	\$78.33		
1/29/2018	351,025	PMTRX00011354	Accounts Payable	242615	Crescent Springs Hardware	\$30.97		
1/29/2018	351,126	PMTRX00011356	Accounts Payable	16916180	Matheson Tri-Gas, Inc.	\$411.76		
1/29/2018	351,132	PMTRX00011356	Accounts Payable	R 101357	Res/Comm Security Systems Inc.	\$54.00		
1/29/2018	351,133	PMTRX00011356	Accounts Payable	R 101360	Res/Comm Security Systems Inc.	\$54.00		
1/29/2018	351,134	PMTRX00011356	Accounts Payable	R 101362	Res/Comm Security Systems Inc.	\$54.00		
1/29/2018	351,135	PMTRX00011356	Accounts Payable	R 101359	Res/Comm Security Systems Inc.	\$54.00		
1/29/2018	351,188	PMTRX00011359	Accounts Payable	REFUND CREDIT 01/18	Auxter, Valerie	\$126.63		
1/29/2018	351,189	PMTRX00011359	Accounts Payable	REFUND CREDIT 01/18	Baehr, Emily	\$10.80		
1/29/2018	351,192	PMTRX00011359	Accounts Payable	REFUND CREDIT 01/18	Blue Tide Partners	\$75.60		
1/29/2018	351,195	PMTRX00011359	Accounts Payable	REFUND CREDIT 01/18	Cain, Lisa	\$115.88		
1/29/2018	351,206	PMTRX00011359	Accounts Payable	REFUND CREDIT 01/18	Corbin, Sharlene	\$3.17		
1/29/2018	351,212	PMTRX00011359	Accounts Payable	REFUND CREDIT 01/18	Gould, Lawrence	\$119.22		
1/29/2018	351,216	PMTRX00011359	Accounts Payable	1	Halcomb, Damian	\$1,250.00		
1/29/2018	351,245	PMTRX00011360	Accounts Payable	REFUND CREDIT 01/18	Ionna, Michael	\$34.47		
1/29/2018	351,246	PMTRX00011360	Accounts Payable	REFUND CREDIT 01/18	Jacoby, Karl	\$108.35		

1/29/2018	351,260	PMTRX00011360	Accounts Payable	925840	Lowe's		\$64.82
1/29/2018	351,263	PMTRX00011360	Accounts Payable	REFUND CREDIT 01/18	Merrell, Robyn		\$56.06
1/29/2018	351,264	PMTRX00011360	Accounts Payable	REFUND CREDIT 01/18	Moore, Sandra		\$126.59
1/29/2018	351,265	PMTRX00011360	Accounts Payable	REFUND CREDIT 01/18	Moster, Thomas		\$64.94
1/29/2018	351,266	PMTRX00011360	Accounts Payable	REFUND CREDIT 01/18	Opp, Patricia		\$86.76
1/29/2018	351,271	PMTRX00011360	Accounts Payable	INV4258112	Orr Safety Corporation		\$112.91
1/29/2018	351,272	PMTRX00011360	Accounts Payable	INV4258410	Orr Safety Corporation		\$1,832.59
1/29/2018	351,276	PMTRX00011360	Accounts Payable	REFUND CREDIT 01/18	Polston, Derick		\$39.85
1/29/2018	351,280	PMTRX00011360	Accounts Payable	R 101361	Res/Comm Security Systems Inc.		\$54.00
1/29/2018	351,281	PMTRX00011360	Accounts Payable	REFUND CREDIT	Riddle, David		\$51.46
1/29/2018	351,282	PMTRX00011360	Accounts Payable	2393	RNK Environmental Inc		\$491.00
1/29/2018	351,283	PMTRX00011360	Accounts Payable	REFUND CREDIT 01/18	Roark, Mary		\$87.74
1/29/2018	351,286	PMTRX00011360	Accounts Payable	3264645	SafetyWear		\$125.19
1/29/2018	351,288	PMTRX00011360	Accounts Payable	REFUND CREDIT 01/18	Shaw, Shawn		\$3.96
1/29/2018	351,289	PMTRX00011360	Accounts Payable	REFUND CREDIT 01/18	Sholler, Erin		\$125.43
1/29/2018	351,312	PMTRX00011361	Accounts Payable	REFUND CREDIT 01/18	Towels, James		\$60.74
1/29/2018	351,313	PMTRX00011361	Accounts Payable	28610	United Window Cleaning Co., Inc.		\$40.00
1/29/2018	351,315	PMTRX00011361	Accounts Payable	REFUND CREDIT 01/18	Wilson, Laverne		\$31.43
1/30/2018	350,917	PMCHK00006984	Accounts Payable	93045	A-1 Electric Motor Service	\$70.00	
1/30/2018	350,918	PMCHK00006984	Accounts Payable	93046	Agilent Technologies	\$543.00	
1/30/2018	350,919	PMCHK00006984	Accounts Payable	93047	Arts Rental Equipment & Supply	\$272.25	
1/30/2018	350,920	PMCHK00006984	Accounts Payable	93048	Badger Daylighting Corp.	\$945.00	
1/30/2018	350,921	PMCHK00006984	Accounts Payable	93049	Becknell-Coghill Inc	\$2,465.00	
1/30/2018	350,922	PMCHK00006984	Accounts Payable	93050	BL Anderson Co. Inc.	\$3,841.88	
1/30/2018	350,923	PMCHK00006984	Accounts Payable	93051	Bonded Lock Service LLC	\$105.79	
1/30/2018	350,924	PMCHK00006984	Accounts Payable	93052	Boone Steel LLC	\$136.53	
1/30/2018	350,925	PMCHK00006984	Accounts Payable	93053	Brown, Kelli	\$30.00	
1/30/2018	350,926	PMCHK00006984	Accounts Payable	93054	CDW Government Inc.	\$214.06	
1/30/2018	350,927	PMCHK00006984	Accounts Payable	93055	Chemrite, Inc.	\$14,881.05	
1/30/2018	350,928	PMCHK00006984	Accounts Payable	93056	Cincinnati Bell	\$2,370.28	
1/30/2018	350,929	PMCHK00006984	Accounts Payable	93057	City of Taylor Mill	\$203.98	
1/30/2018	350,930	PMCHK00006984	Accounts Payable	93058	City of Edgewood	\$240.00	
1/30/2018	350,931	PMCHK00006984	Accounts Payable	93059	Cottingham True Value	\$2,402.40	
1/30/2018	350,932	PMCHK00006984	Accounts Payable	93060	Crescent Springs Hardware	\$160.83	
1/30/2018	350,933	PMCHK00006984	Accounts Payable	93061	Dons Garage Inc	\$1,138.22	
1/30/2018	350,934	PMCHK00006984	Accounts Payable	93062	Dove Data Products, Inc.	\$320.00	
1/30/2018	350,935	PMCHK00006984	Accounts Payable	93063	Duke Energy	\$25,212.97	
1/30/2018	350,936	PMCHK00006984	Accounts Payable	93064	Fastenal Company	\$1,375.44	
1/30/2018	350,937	PMCHK00006984	Accounts Payable	93065	Federal Express	\$43.70	
1/30/2018	350,938	PMCHK00006984	Accounts Payable	93066	Flaig Welding Co Inc	\$719.05	
1/30/2018	350,939	PMCHK00006984	Accounts Payable	93067	Florence Winwater Works	\$33.67	
1/30/2018	350,940	PMCHK00006984	Accounts Payable	93068	Gosney, David	\$43.88	
1/30/2018	350,941	PMCHK00006984	Accounts Payable	93069	Grainger	\$566.16	
1/30/2018	350,942	PMCHK00006984	Accounts Payable	93070	Graybar Electric Co Inc	\$115.72	
1/30/2018	350,943	PMCHK00006984	Accounts Payable	93071	Harper Oil Products Inc	\$179.70	
1/30/2018	350,944	PMCHK00006984	Accounts Payable	93072	Humana Dental Ins. Co.	\$979.05	
1/30/2018	350,945	PMCHK00006984	Accounts Payable	93073	Ideal Supplies Inc	\$1,679.00	
1/30/2018	350,946	PMCHK00006984	Accounts Payable	93074	Kemper Inc Richard G	\$328.80	
1/30/2018	350,947	PMCHK00006984	Accounts Payable	93075	Kemira Water Solutions, Inc.	\$10,021.95	
1/30/2018	350,948	PMCHK00006984	Accounts Payable	93076	Kens Crescent Springs Service	\$930.89	
1/30/2018	350,949	PMCHK00006984	Accounts Payable	93077	KWWOA	\$360.00	
1/30/2018	350,950	PMCHK00006984	Accounts Payable	93078	Lincoln National Life Insurance Co.	\$5,176.79	
1/30/2018	350,951	PMCHK00006984	Accounts Payable	93079	LogMein Inc.	\$2,300.00	
1/30/2018	350,952	PMCHK00006984	Accounts Payable	93080	Mailender Inc.	\$742.95	
1/30/2018	350,953	PMCHK00006984	Accounts Payable	93081	Matheson Tri-Gas, Inc.	\$938.24	
1/30/2018	350,954	PMCHK00006984	Accounts Payable	93082	Millipore Corporation	\$2,451.01	
1/30/2018	350,955	PMCHK00006984	Accounts Payable	93083	Moor, Johnathan	\$12.00	

1/30/2018	350,956	PMCHK00006984	Accounts Payable	93084	Morris, Linda	\$94.27	
1/30/2018	350,957	PMCHK00006984	Accounts Payable	93085	No Ky Public Works Association	\$20.00	
1/30/2018	350,958	PMCHK00006984	Accounts Payable	93086	OFFICETEAM, Specialized Admin. Staffing	\$1,440.56	
1/30/2018	350,959	PMCHK00006984	Accounts Payable	93087	Ohio Valley Gasket	\$1,490.65	
1/30/2018	350,960	PMCHK00006984	Accounts Payable	93088	Orr Safety Corporation	\$2,414.43	
1/30/2018	350,961	PMCHK00006984	Accounts Payable	93089	Owen Electric Cooperative Inc	\$474.19	
1/30/2018	350,962	PMCHK00006984	Accounts Payable	93090	Pacific Interpreters	\$8.70	
1/30/2018	350,963	PMCHK00006984	Accounts Payable	93091	Pilot Lumber	\$26.68	
1/30/2018	350,964	PMCHK00006984	Accounts Payable	93092	Pirtek Reading Road	\$1,093.44	
1/30/2018	350,965	PMCHK00006984	Accounts Payable	93093	Pitney Bowes Inc.	\$407.97	
1/30/2018	350,966	PMCHK00006984	Accounts Payable	93094	Quality Signs & Service Co., Inc.	\$666.25	
1/30/2018	350,967	PMCHK00006984	Accounts Payable	93095	Randy's Rugged Wear	\$2,194.63	
1/30/2018	350,968	PMCHK00006984	Accounts Payable	93096	Restek Corporation	\$222.74	
1/30/2018	350,969	PMCHK00006984	Accounts Payable	93097	R & M Welding Products Inc	\$236.41	
1/30/2018	350,970	PMCHK00006984	Accounts Payable	93098	SafetyWear	\$628.59	
1/30/2018	350,971	PMCHK00006984	Accounts Payable	93099	Sanitation District No. 1	\$187.39	
1/30/2018	350,972	PMCHK00006984	Accounts Payable	93100	Scientific Notebook Co.	\$706.63	
1/30/2018	350,973	PMCHK00006984	Accounts Payable	93101	Seal Analytical, Inc.	\$417.35	
1/30/2018	350,974	PMCHK00006984	Accounts Payable	93102	Seiter Farms Inc.	\$100.00	
1/30/2018	350,975	PMCHK00006984	Accounts Payable	93103	Staples Advantage	\$86.16	
1/30/2018	350,976	PMCHK00006984	Accounts Payable	93104	St. Elizabeth Business Health	\$498.00	
1/30/2018	350,977	PMCHK00006984	Accounts Payable	93105	Sumerel Tire Co., Inc., Bob	\$881.86	
1/30/2018	350,978	PMCHK00006984	Accounts Payable	93106	Time Warner Cable	\$245.00	
1/30/2018	350,979	PMCHK00006984	Accounts Payable	93107	Trane U.S., Inc.	\$1,196.00	
1/30/2018	350,980	PMCHK00006984	Accounts Payable	93108	Univar USA Inc.	\$15,020.05	
1/30/2018	350,981	PMCHK00006984	Accounts Payable	93109	USALCO	\$5,723.00	
1/30/2018	350,982	PMCHK00006984	Accounts Payable	93110	Valley Asphalt Corporation	\$2,278.00	
1/30/2018	350,983	PMCHK00006984	Accounts Payable	93111	Viking Supply, Inc	\$5,981.65	
1/30/2018	350,984	PMCHK00006984	Accounts Payable	93112	Vogelpohl Fire Equipment, Inc.	\$38.90	
1/30/2018	350,985	PMCHK00006984	Accounts Payable	93113	Wessel Lawncare & Landscaping	\$4,005.00	
1/30/2018	350,986	PMCHK00006984	Accounts Payable	93114	Wildman Corporate Apparel	\$105.00	
1/30/2018	350,987	PMCHK00006984	Accounts Payable	93115	Young, Jason	\$152.64	
1/30/2018	350,988	PMCHK00006984	Accounts Payable	93116	Zoho Corporation	\$2,995.00	
1/30/2018	350,990	PMTRX00011353	Accounts Payable	REFUND CREDIT 01/18	Bachman, Diana		\$3,806.55
1/30/2018	350,993	PMCHK00006985	Accounts Payable	93117	Bachman, Diana	\$3,806.55	
1/30/2018	351,101	PMTRX00011355	Accounts Payable	767-017870	KOI Enterprises, Inc		\$125.54
1/30/2018	351,128	PMTRX00011356	Accounts Payable	50166468	OFFICETEAM, Specialized Admin. Staffing		\$829.90
1/30/2018	351,129	PMTRX00011356	Accounts Payable	50166234	OFFICETEAM, Specialized Admin. Staffing		\$738.15
1/30/2018	351,284	PMTRX00011360	Accounts Payable	3264711	SafetyWear		\$20.60
1/30/2018	351,290	PMTRX00011360	Accounts Payable	MILEAGE 01/18	Bill Speier		\$67.58
1/30/2018	351,291	PMTRX00011360	Accounts Payable	LICENSE 01/18	Bill Speier		\$155.00
1/30/2018	351,292	PMTRX00011360	Accounts Payable	103019343	Sumerel Tire Co., Inc., Bob		\$47.27
1/30/2018	351,298	PMTRX00011361	Accounts Payable	REIMBURSE CDL 01/18	Matthew Dirheimer		\$53.00
1/30/2018	351,309	PMTRX00011361	Accounts Payable	927671	Harrington Industrial Plastics		\$44.48
1/30/2018	351,521	PMTRX00011364	Accounts Payable	927671	Lowe's		\$44.48
1/30/2018	351,522	PMTRX00011364	Accounts Payable	REFUND CREDIT 01/18	Kathman, David		\$131.77
1/30/2018	351,533	PMTRX00011364	Accounts Payable	27102181013 1/18	Duke Energy		\$9.98
1/31/2018	351,184	PMTRX00011359	Accounts Payable	293482-3	Arts Rental Equipment & Supply		\$208.00
1/31/2018	351,185	PMTRX00011359	Accounts Payable	299178-2	Arts Rental Equipment & Supply		\$512.00
1/31/2018	351,186	PMTRX00011359	Accounts Payable	300915-4	Arts Rental Equipment & Supply		\$72.50
1/31/2018	351,194	PMTRX00011359	Accounts Payable	FIRE HYDRANT 1909	CA Advance		\$315.69
1/31/2018	351,250	PMTRX00011360	Accounts Payable	LAB CERT. 2018	Kentucky State Treasurer		\$4,000.00
1/31/2018	351,274	PMTRX00011360	Accounts Payable	PETTY CASH 01/18	Colleen Medert-Petty Cash		\$115.00
1/31/2018	351,279	PMTRX00011360	Accounts Payable	90010	Process Pump & Seal, Inc.		\$200.00
1/31/2018	351,293	PMTRX00011360	Accounts Payable	FIRE HYDRANT 1911	Taylor Brothers Excavating		\$210.40
1/31/2018	351,296	PMTRX00011361	Accounts Payable	127003	Bonded Lock Service LLC		\$43.98
1/31/2018	351,524	PMTRX00011364	Accounts Payable	904818	R & M Welding Products Inc		\$60.00
1/31/2018	351,525	PMTRX00011364	Accounts Payable	S2644719.001	Pirtek Reading Road		\$740.64
1/31/2018	351,526	PMTRX00011364	Accounts Payable	8826249	Fisher Scientific		\$105.32

1/31/2018	351,527	PMTRX00011364	Accounts Payable	8826244	Fisher Scientific	\$351.34		
1/31/2018	351,528	PMTRX00011364	Accounts Payable	39213	Plant Trolley, Inc., The	\$177.12		
1/31/2018	351,529	PMTRX00011364	Accounts Payable	44947605	United Healthcare Insurance	\$5.70		
1/31/2018	351,530	PMTRX00011364	Accounts Payable	53015228	Wex Bank	\$19,606.55		
2/1/2018	350,999	RECVG00002322	Accounts Payable	RCT0000010194	DLT Solutions, LLC	\$1,664.68		
2/1/2018	351,183	PMTRX00011359	Accounts Payable	301074-4	Arts Rental Equipment & Supply	\$106.00		
2/1/2018	351,187	PMTRX00011359	Accounts Payable	660878	A & S Electric Supply, Inc.	\$70.99		
2/1/2018	351,210	PMTRX00011359	Accounts Payable	163399432	EyeMed	\$1,193.48		
2/1/2018	351,251	PMTRX00011360	Accounts Payable	NKWSDL1570164 02/18	Lincoln National Life Insurance Co.	\$775.81		
2/1/2018	351,252	PMTRX00011360	Accounts Payable	25055	Literature Fulfillment Services	\$11,078.11		
2/1/2018	351,273	PMTRX00011360	Accounts Payable	CFV65024218	Otis Elevator Company	\$1,555.56		
2/1/2018	351,318	RECVG00002324	Accounts Payable	RCT0000010205	Agilent Technologies	\$9,370.80		
2/1/2018	351,321	PMTRX00011362	Accounts Payable	9900053893	Agilent Technologies	\$6,301.44		
2/1/2018	351,561	RECVG00002327	Accounts Payable	RCT0000010210	Florence Winwater Works	\$28,620.80		
2/1/2018	351,562	RECVG00002327	Accounts Payable	RCT0000010211	Fortiline, Inc.	\$987.50		
System:	DETAILED TRIAL B 9/24/2018	12:01:21 PM	Page:	117	User Date:	9/24/2018	User ID:	skampsen
N Ky Water District								
2/1/2018	351,565	RECVG00002327	Accounts Payable	RCT0000010214	Process Pump & Seal, Inc.	\$2,013.15		
2/1/2018	351,566	RECVG00002327	Accounts Payable	RCT0000010215	Verizon Wireless	\$209.00		
2/1/2018	351,567	RECVG00002327	Accounts Payable	RCT0000010216	Verizon Wireless	\$11,520.00		
2/1/2018	351,568	RECVG00002327	Accounts Payable	RCT0000010217	Viking Supply, Inc	\$1,390.00		
2/1/2018	351,569	RECVG00002327	Accounts Payable	RCT0000010218	Viking Supply, Inc	\$1,283.65		
2/1/2018	351,570	RECVG00002327	Accounts Payable	RCT0000010219	Viking Supply, Inc	\$762.00		
2/1/2018	351,574	PMTRX00011368	Accounts Payable	301040-1	Arts Rental Equipment & Supply	\$79.45		
2/1/2018	351,577	PMTRX00011368	Accounts Payable	11453	Best Way Disposal	\$300.08		
2/1/2018	351,578	PMTRX00011368	Accounts Payable	11736	Best Way Disposal	\$78.45		
2/1/2018	351,579	PMTRX00011368	Accounts Payable	11278	Best Way Disposal	\$300.91		
2/1/2018	351,580	PMTRX00011368	Accounts Payable	102056	Bray Trucking Inc.	\$71.06		
2/1/2018	351,581	PMTRX00011368	Accounts Payable	4910801 1/18	Cincinnati Bell	\$132.53		
2/1/2018	351,582	PMTRX00011368	Accounts Payable	1031033 1/18	Cincinnati Bell	\$115.94		
2/1/2018	351,583	PMTRX00011368	Accounts Payable	L164224 02/18	Cincinnati Bell	\$124.85		
2/1/2018	351,584	PMTRX00011368	Accounts Payable	D160351 02/18	Cincinnati Bell	\$1,454.50		
2/1/2018	351,585	PMTRX00011368	Accounts Payable	1039861 1/9	Cincinnati Bell	\$36.74		
2/1/2018	351,586	PMTRX00011368	Accounts Payable	D160584 02/18	Cincinnati Bell	\$8,278.35		
2/1/2018	351,588	PMTRX00011368	Accounts Payable	242485	Crescent Springs Hardware	\$19.32		
2/1/2018	351,589	PMTRX00011368	Accounts Payable	242447	Crescent Springs Hardware	\$17.98		
2/1/2018	351,590	PMTRX00011368	Accounts Payable	242466	Crescent Springs Hardware	\$23.53		
2/1/2018	351,591	PMTRX00011368	Accounts Payable	242327	Crescent Springs Hardware	\$44.54		
2/1/2018	351,592	PMTRX00011368	Accounts Payable	242416	Crescent Springs Hardware	\$38.97		
2/1/2018	351,593	PMTRX00011368	Accounts Payable	241867	Crescent Springs Hardware	\$121.92		
2/1/2018	351,594	PMTRX00011368	Accounts Payable	242704	Crescent Springs Hardware	\$26.99		
2/1/2018	351,600	PMTRX00011368	Accounts Payable	11402057019 1/18	Duke Energy	\$133.41		
2/1/2018	351,601	PMTRX00011368	Accounts Payable	10300223228 1/18	Duke Energy	\$16,051.36		
2/1/2018	351,602	PMTRX00011368	Accounts Payable	12002095015 1/9	Duke Energy	\$7.96		
2/1/2018	351,603	PMTRX00011368	Accounts Payable	24700807203 1/9	Duke Energy	\$200.45		
2/1/2018	351,604	PMTRX00011368	Accounts Payable	27202174014 1/9	Duke Energy	\$3,074.09		
2/1/2018	351,605	PMTRX00011368	Accounts Payable	47500467203 1/9	Duke Energy	\$1,491.25		
2/1/2018	351,606	PMTRX00011368	Accounts Payable	86502205015 1/9	Duke Energy	\$25.63		
2/1/2018	351,607	PMTRX00011368	Accounts Payable	63902189019 1/9	Duke Energy	\$2,412.45		
2/1/2018	351,608	PMTRX00011368	Accounts Payable	62900752208 1/9	Duke Energy	\$413.38		
2/1/2018	351,609	PMTRX00011368	Accounts Payable	97700845013 1/9	Duke Energy	\$17,761.84		
2/1/2018	351,614	PMTRX00011369	Accounts Payable	47157321436 1/18	Fifth Third Bank-Visa	\$2,922.43		
2/1/2018	351,616	PMTRX00011369	Accounts Payable	10817103	Hach Company	\$55.75		
2/1/2018	351,617	PMTRX00011369	Accounts Payable	2267307	Ideal Supplies Inc	\$1,620.00		
2/1/2018	351,618	PMTRX00011369	Accounts Payable	2267310	Ideal Supplies Inc	\$120.00		
2/1/2018	351,619	PMTRX00011369	Accounts Payable	2267334	Ideal Supplies Inc	\$103.92		
2/1/2018	351,620	PMTRX00011369	Accounts Payable	2267346	Ideal Supplies Inc	\$259.00		
2/1/2018	351,621	PMTRX00011369	Accounts Payable	2267353	Ideal Supplies Inc	\$360.00		
2/1/2018	351,622	PMTRX00011369	Accounts Payable	2267356	Ideal Supplies Inc	\$120.00		

2/1/2018	351,623	PMTRX00011369	Accounts Payable	2267351	Ideal Supplies Inc	\$1,170.00		
2/1/2018	351,624	PMTRX00011369	Accounts Payable	2267380	Ideal Supplies Inc	\$316.25		
2/1/2018	351,625	PMTRX00011369	Accounts Payable	2267393	Ideal Supplies Inc	\$210.00		
2/1/2018	351,626	PMTRX00011369	Accounts Payable	2267395	Ideal Supplies Inc	\$180.00		
2/1/2018	351,628	PMTRX00011369	Accounts Payable	9017577734	Kemira Water Solutions, Inc.	\$4,993.12		
2/1/2018	351,629	PMTRX00011369	Accounts Payable	87902	Kens Crescent Springs Service	\$153.00		
2/1/2018	351,630	PMTRX00011369	Accounts Payable	87905	Kens Crescent Springs Service	\$225.00		
2/1/2018	351,632	PMTRX00011369	Accounts Payable	927179	Lowe's	\$120.45		
2/1/2018	351,633	PMTRX00011369	Accounts Payable	927394	Lowe's	\$195.90		
2/1/2018	351,634	PMTRX00011369	Accounts Payable	927581..	Lowe's	\$45.51		
2/1/2018	351,635	PMTRX00011369	Accounts Payable	952085	Lowe's	\$345.93		
2/1/2018	351,636	PMTRX00011369	Accounts Payable	925896	Lowe's	\$56.43		
2/1/2018	351,637	PMTRX00011369	Accounts Payable	927751	Lowe's	\$24.64		
2/1/2018	351,638	PMTRX00011369	Accounts Payable	925155	Lowe's	\$135.89		
2/1/2018	351,640	PMTRX00011369	Accounts Payable	927086	Lowe's	\$35.01		
2/1/2018	351,643	PMTRX00011370	Accounts Payable	22473	Mark's Garage	\$155.39		
2/1/2018	351,649	PMTRX00011370	Accounts Payable	10868	Pension Corporation of America	\$4,911.42		
2/1/2018	351,650	PMTRX00011370	Accounts Payable	136730	Phenova	\$1,663.95		
2/1/2018	351,651	PMTRX00011370	Accounts Payable	301031108	Pridestaff Financial	\$1,343.00		
2/1/2018	351,654	PMTRX00011370	Accounts Payable	351286	Richie Trucking	\$1,625.00		
2/1/2018	351,655	PMTRX00011370	Accounts Payable	INV DATE 01/04/18	Safe Ship NKY	\$615.17		
2/1/2018	351,656	PMTRX00011370	Accounts Payable	111017709	Sumerel Tire Co., Inc., Bob	\$19.81		
2/1/2018	351,659	PMTRX00011370	Accounts Payable	INV14334572	Verizon Wireless	\$140.00		
2/1/2018	351,660	PMTRX00011370	Accounts Payable	INV14334573.	Verizon Wireless	\$11,520.00		
2/1/2018	351,661	PMTRX00011370	Accounts Payable	INV14334571	Verizon Wireless	\$209.00		
2/1/2018	351,662	PMTRX00011370	Accounts Payable	430234 1/9	Vivial	\$630.80		
2/1/2018	351,664	PMTRX00011370	Accounts Payable	369434	Wylar, Jeff	\$273.58		
2/1/2018	351,669	PMTRX00011371	Accounts Payable	0001233581/198985	Enquirer Media	\$533.83		
2/1/2018	351,670	PMTRX00011371	Accounts Payable	6-073-17703	Federal Express	\$44.24		
2/1/2018	351,672	PMTRX00011371	Accounts Payable	8905521	Fisher Scientific	\$624.46		
2/1/2018	351,673	PMTRX00011371	Accounts Payable	2308075	KEMI	\$4,814.96		
2/1/2018	351,674	PMTRX00011371	Accounts Payable	743-125059	KOI Enterprises, Inc	\$48.72		
System:	DETAILED TRIAL B 9/24/2018	12:01:21 PM	Page:	118	User Date:	9/24/2018	User ID:	skampsen
N Ky Water District								
2/1/2018	351,675	PMTRX00011371	Accounts Payable	16941368	Matheson Tri-Gas, Inc.	\$1,292.00		
2/1/2018	351,676	PMTRX00011371	Accounts Payable	16936868	Matheson Tri-Gas, Inc.	\$208.73		
2/1/2018	351,677	PMTRX00011371	Accounts Payable	REFUND CREDIT 01/18.	Polston, Derick	\$39.86		
2/1/2018	351,684	PMTRX00011371	Accounts Payable	SAFETY SHOES 02/18	Dave Keller	\$126.09		
2/1/2018	351,685	PMTRX00011371	Accounts Payable	27007	Waste Resource Management Inc.	\$320.00		
2/1/2018	351,686	PMTRX00011371	Accounts Payable	27062	Waste Resource Management Inc.	\$983.04		
2/1/2018	351,785	PMTRX00011373	Accounts Payable	C.HOPKINS 2/2018	Sanitation District No. 1	\$37.00		
2/1/2018	351,798	RECVG00002328	Accounts Payable	RCT0000010221	Clear Edge Filtration	\$2,049.42		
2/1/2018	351,802	RECVG00002328	Accounts Payable	RCT0000010225	OpenDNS Inc.	\$7,623.00		
2/1/2018	351,820	PMTRX00011374	Accounts Payable	593723	ACE Exterminating Co. / Dawn	\$458.10		
2/1/2018	351,826	PMTRX00011374	Accounts Payable	101-20811	Crane 1 Services, Inc.	\$722.50		
2/1/2018	351,830	PMTRX00011374	Accounts Payable	10514	Dons Garage Inc	\$324.33		
2/1/2018	351,831	PMTRX00011374	Accounts Payable	10593	Dons Garage Inc	\$3,059.96		
2/1/2018	351,841	PMTRX00011374	Accounts Payable	11376163	Equipment Depot	\$56.75		
2/1/2018	351,843	PMTRX00011374	Accounts Payable	18693	Flaig Welding Co Inc	\$165.00		
2/1/2018	351,844	PMTRX00011374	Accounts Payable	1-12FR	Gemmer & Sons, Inc.	\$2,991.00		
2/1/2018	351,845	PMTRX00011374	Accounts Payable	413940	Hall's Paving & Sealing, Inc.	\$9,274.41		
2/1/2018	351,846	PMTRX00011374	Accounts Payable	1200097344	HDR Engineering, Inc.	\$679.00		
2/1/2018	351,847	PMTRX00011374	Accounts Payable	602858836	Hillyard Kentucky	\$35.42		
2/1/2018	351,858	PMTRX00011375	Accounts Payable	2267481	Ideal Supplies Inc	\$1,372.30		
2/1/2018	351,861	PMTRX00011375	Accounts Payable	2267478	Ideal Supplies Inc	\$1,020.00		
2/1/2018	351,862	PMTRX00011375	Accounts Payable	2267479	Ideal Supplies Inc	\$229.00		
2/1/2018	351,865	PMTRX00011375	Accounts Payable	87900	Kens Crescent Springs Service	\$175.00		
2/1/2018	351,866	PMTRX00011375	Accounts Payable	743-123161	KOI Enterprises, Inc	\$40.74		
2/1/2018	351,869	PMTRX00011375	Accounts Payable	79268	Lawn Systems, Inc.	\$5,999.00		

2/1/2018	351,870	PMTRX00011375	Accounts Payable	927093	Lowe's	\$23.17		
2/1/2018	351,873	PMTRX00011375	Accounts Payable	2417416	Lykins Oil Company	\$651.15		
2/1/2018	351,874	PMTRX00011375	Accounts Payable	2417414	Lykins Oil Company	\$1,232.43		
2/1/2018	351,877	PMTRX00011375	Accounts Payable	26994	Midwest Bottle Gas Dist. Inc	\$631.96		
2/1/2018	351,883	PMTRX00011375	Accounts Payable	100450	Pollard Water	\$111.18		
2/1/2018	351,889	PMTRX00011375	Accounts Payable	8100034728000 1/9	Sanitation District No. 1	\$304.91		
2/1/2018	351,890	PMTRX00011375	Accounts Payable	8100034727001 1/9	Sanitation District No. 1	\$25.04		
2/1/2018	351,891	PMTRX00011375	Accounts Payable	MILEAGE 01/18	Jeff Schuchter	\$111.18		
2/1/2018	351,895	PMTRX00011375	Accounts Payable	S14688	Southeastern Equipment Co Inc	\$790.08		
2/1/2018	351,896	PMTRX00011375	Accounts Payable	S13629	Southeastern Equipment Co Inc	\$460.31		
2/1/2018	351,897	PMTRX00011375	Accounts Payable	237892	Specialized Plumbing Parts Supply	\$4.47		
2/1/2018	351,898	PMTRX00011375	Accounts Payable	3366710589	Staples Advantage	\$151.79		
2/1/2018	351,899	PMTRX00011375	Accounts Payable	3366710587	Staples Advantage	\$61.57		
2/1/2018	351,900	PMTRX00011375	Accounts Payable	107018028	Sumerel Tire Co., Inc., Bob	\$147.99		
2/1/2018	351,904	PMTRX00011375	Accounts Payable	9800411883	Verizon Wireless	\$150.10		
2/1/2018	351,915	RECVG00002329	Accounts Payable	RCT0000010237	Thompson Pipe Group	\$12,547.86		
2/1/2018	351,916	RECVG00002329	Accounts Payable	RCT0000010238	Wiseway Supply	\$93,900.00		
2/1/2018	351,922	PMTRX00011377	Accounts Payable	64402	Around the Clock Answering Service	\$2,142.50		
2/1/2018	351,923	PMTRX00011377	Accounts Payable	1.80107E+11	Boone-Kenton Lumber Supply Co.	\$431.40		
2/1/2018	351,931	PMTRX00011377	Accounts Payable	241992	Crescent Springs Hardware	\$98.84		
2/1/2018	351,934	PMTRX00011377	Accounts Payable	75900841205 1/9	Duke Energy	\$248.59		
2/1/2018	351,935	PMTRX00011377	Accounts Payable	44000883201 1/9	Duke Energy	\$86.94		
2/1/2018	351,936	PMTRX00011377	Accounts Payable	39800877206 1/9	Duke Energy	\$240.45		
2/1/2018	351,937	PMTRX00011377	Accounts Payable	33800283200 1/9	Duke Energy	\$664.65		
2/1/2018	351,948	PMTRX00011377	Accounts Payable	82503	Employers Resource Association	\$3,000.00		
2/1/2018	351,953	PMTRX00011377	Accounts Payable	HRP-0000119587	Human Resource Profile Inc	\$100.00		
2/1/2018	351,960	PMTRX00011377	Accounts Payable	90606	R & M Welding Products Inc	\$293.63		
2/1/2018	351,961	PMTRX00011377	Accounts Payable	3366710585	Staples Advantage	\$83.93		
2/1/2018	351,988	PMTRX00011378	Accounts Payable	102029	Bray Trucking Inc.	\$1,371.62		
2/1/2018	351,989	PMTRX00011378	Accounts Payable	102030	Bray Trucking Inc.	\$71.06		
2/1/2018	351,990	PMTRX00011378	Accounts Payable	102028	Bray Trucking Inc.	\$13,166.99		
2/1/2018	351,995	PMTRX00011378	Accounts Payable	18-0069	Greater Comfort Heating & Air	\$891.82		
2/1/2018	352,014	PMTRX00011378	Accounts Payable	464776	St. Elizabeth Business Health	\$1,060.00		
2/1/2018	352,253	PMTRX00011384	Accounts Payable	57466	Appalachian States Analytical, LLC	\$927.00		
2/1/2018	352,258	PMTRX00011384	Accounts Payable	7001478220	AWWA	\$83.00		
2/1/2018	352,261	PMTRX00011384	Accounts Payable	LNx7120	CDW Government Inc.	\$17.90		
2/1/2018	352,372	RECVG00002332	Accounts Payable	RCT0000010255	Aqua Metrology Systems Ltd.	\$17,950.00		
2/1/2018	352,380	PMTRX00011387	Accounts Payable	7241249	CBT Company	\$48.56		
2/1/2018	352,381	PMTRX00011387	Accounts Payable	LLF9963	CDW Government Inc.	\$692.85		
2/1/2018	352,388	PMTRX00011387	Accounts Payable	9302187815	Graybar Electric Co Inc	\$370.49		
2/1/2018	352,389	PMTRX00011387	Accounts Payable	17-2780	Greater Comfort Heating & Air	\$982.15		
2/1/2018	352,390	PMTRX00011387	Accounts Payable	18-0217	Greater Comfort Heating & Air	\$165.00		
2/1/2018	352,391	PMTRX00011387	Accounts Payable	18-0196	Greater Comfort Heating & Air	\$567.80		
2/1/2018	352,392	PMTRX00011387	Accounts Payable	18-0171	Greater Comfort Heating & Air	\$705.00		
2/1/2018	352,393	PMTRX00011387	Accounts Payable	17-4125	Greater Comfort Heating & Air	\$800.00		
2/1/2018	352,394	PMTRX00011387	Accounts Payable	17-4122	Greater Comfort Heating & Air	\$600.00		
2/1/2018	352,395	PMTRX00011387	Accounts Payable	17-4124	Greater Comfort Heating & Air	\$1,490.00		
2/1/2018	352,396	PMTRX00011387	Accounts Payable	17-4123	Greater Comfort Heating & Air	\$360.00		
2/1/2018	352,401	PMTRX00011387	Accounts Payable	902998	Lowe's	\$27.99		
System:	DETAILED TRIAL B 9/24/2018	12:01:21 PM	Page:	119	User Date:	9/24/2018	User ID:	skampsen
N Ky Water District								
2/1/2018	352,403	PMTRX00011387	Accounts Payable	999838	Mobilcomm Inc.	\$499.00		
2/1/2018	352,404	PMTRX00011387	Accounts Payable	999847	Mobilcomm Inc.	\$464.00		
2/1/2018	352,406	PMTRX00011387	Accounts Payable	8472915	Ovivo USA, LLC	\$465.59		
2/1/2018	352,583	PMTRX00011390	Accounts Payable	SRV019727	TrinSoft, LLC	\$212.50		
2/1/2018	352,593	RECVG00002333	Accounts Payable	RCT0000010261	Planning & Development Service of Kenton Cou	\$3,851.66		
2/1/2018	352,597	PMTRX00011391	Accounts Payable	89311 CF 2018	ACE Exterminating Co. / Dawn	\$415.35		
2/1/2018	352,602	PMTRX00011391	Accounts Payable	80017838	Badger Meter, Inc	\$78.00		
2/1/2018	352,636	PMTRX00011391	Accounts Payable	SIN103364	Pacific Interpreters	\$24.65		



2/1/2018	352,644	PMTRX00011391	Accounts Payable	SRV019685	TrinSoft, LLC	\$807.50
2/1/2018	352,683	RECVG00002334	Accounts Payable	RCT0000010266	Fastech Alarms &	\$1,695.36
2/1/2018	352,717	PMTRX00011394	Accounts Payable	WSC 37232.	Bauman, Robert	\$1,100.00
2/1/2018	352,720	PMTRX00011394	Accounts Payable	WDC8-2784REV	Cincinnati State College	\$598.00
2/1/2018	352,725	PMTRX00011394	Accounts Payable	342501 0001233669	Enquirer Media	\$2,376.46
2/1/2018	352,734	PMTRX00011394	Accounts Payable	18-0015	Greater Comfort Heating & Air	\$877.82
2/1/2018	352,743	PMTRX00011394	Accounts Payable	902795	Lowe's	\$303.91
2/1/2018	352,744	PMTRX00011394	Accounts Payable	902745	Lowe's	\$317.16
2/1/2018	352,761	PMTRX00011395	Accounts Payable	INV4237186	Orr Safety Corporation	\$195.91
2/1/2018	352,762	PMTRX00011395	Accounts Payable	INV4261445	Orr Safety Corporation	\$483.60
2/1/2018	352,999	PMTRX00011398	Accounts Payable	22047656	American Red Cross	\$27.00
2/2/2018	350,849	PMTRX00011349	Accounts Payable	020218DEFCOMP	Kentucky State Treasurer	\$5,669.52
2/2/2018	350,850	PMTRX00011349	Accounts Payable	020218DEFLOANS	Kentucky State Treasurer	\$21.86
2/2/2018	351,563	RECVG00002327	Accounts Payable	RCT0000010212	Fortiline, Inc.	\$816.00
2/2/2018	351,564	RECVG00002327	Accounts Payable	RCT0000010213	Fortiline, Inc.	\$1,750.00
2/2/2018	351,572	PMTRX00011368	Accounts Payable	7001459982	AWWA	\$83.00
2/2/2018	351,573	PMTRX00011368	Accounts Payable	7001460830	AWWA	\$83.00
2/2/2018	351,598	PMTRX00011368	Accounts Payable	242739	Crescent Springs Hardware	\$2.58
2/2/2018	351,631	PMTRX00011369	Accounts Payable	R. LOVAN 07/18	KY/TN Water Professionals Conference	\$350.00
2/2/2018	351,639	PMTRX00011369	Accounts Payable	952546	Lowe's	\$255.80
2/2/2018	351,653	PMTRX00011370	Accounts Payable	1521340	Restek Corporation	\$280.45
2/2/2018	351,657	PMTRX00011370	Accounts Payable	9920354933	Ultra Scientific Analytical Solutions	\$358.24
2/2/2018	351,658	PMTRX00011370	Accounts Payable	CI-777312	Univar USA Inc.	\$2,778.63
2/2/2018	351,821	PMTRX00011374	Accounts Payable	IN0583106	Black Box Corp of Pennsylvania	\$162.80
2/2/2018	351,823	PMTRX00011374	Accounts Payable	PSV138609	Buckeye Power Sales Co., Inc	\$788.00
2/2/2018	351,824	PMTRX00011374	Accounts Payable	6556563 1/9	Cincinnati Bell	\$166.46
2/2/2018	351,825	PMTRX00011374	Accounts Payable	2820270 1/9	Cincinnati Bell	\$67.41
2/2/2018	351,829	PMTRX00011374	Accounts Payable	RPI/64001824	DeZurik, Inc.	\$690.00
2/2/2018	351,832	PMTRX00011374	Accounts Payable	69402048026 1/9	Duke Energy	\$1,671.42
2/2/2018	351,833	PMTRX00011374	Accounts Payable	50100466217 1/9	Duke Energy	\$239.07
2/2/2018	351,834	PMTRX00011374	Accounts Payable	11102202017 1/9	Duke Energy	\$8.33
2/2/2018	351,835	PMTRX00011374	Accounts Payable	26800465213 1/9	Duke Energy	\$191.65
2/2/2018	351,836	PMTRX00011374	Accounts Payable	89500806010 1/9	Duke Energy	\$25,980.49
2/2/2018	351,837	PMTRX00011374	Accounts Payable	33400067207 1/9	Duke Energy	\$97.01
2/2/2018	351,838	PMTRX00011374	Accounts Payable	55403649014 1/9	Duke Energy	\$18.82
2/2/2018	351,859	PMTRX00011375	Accounts Payable	2267503	Ideal Supplies Inc	\$300.00
2/2/2018	351,860	PMTRX00011375	Accounts Payable	2267506	Ideal Supplies Inc	\$240.00
2/2/2018	351,903	PMTRX00011375	Accounts Payable	350417267	US Bank Equipment Finance	\$1,737.18
2/2/2018	351,998	PMTRX00011378	Accounts Payable	8473015	Ovivo USA, LLC	\$640.00
2/2/2018	352,016	PMTRX00011378	Accounts Payable	413944	Hall's Paving & Sealing, Inc.	\$6,729.34
2/2/2018	352,383	PMTRX00011387	Accounts Payable	16924	Fastech Alarms &	\$314.39
2/2/2018	352,416	PMTRX00011388	Accounts Payable	4003661250	Cintas #315	\$653.94
2/3/2018	351,687	PMTRX00011371	Accounts Payable	27087	Waste Resource Management Inc.	\$320.00
2/3/2018	351,688	PMTRX00011371	Accounts Payable	27086	Waste Resource Management Inc.	\$190.76
2/3/2018	351,822	PMTRX00011374	Accounts Payable	53138	Blue Chip Express & Courier Service	\$701.00
2/3/2018	351,885	PMTRX00011375	Accounts Payable	6343941 1/9	Provident Life & Accident Ins.	\$577.75
2/3/2018	351,887	PMTRX00011375	Accounts Payable	20318	Randy's Rugged Wear	\$1,592.96
2/3/2018	351,962	PMTRX00011377	Accounts Payable	3367887244	Staples Advantage	\$97.00
2/3/2018	352,012	PMTRX00011378	Accounts Payable	3367884536	Staples Advantage	\$20.85
2/3/2018	352,013	PMTRX00011378	Accounts Payable	3367884538	Staples Advantage	\$89.06
2/4/2018	351,668	PMTRX00011371	Accounts Payable	UNIFORMS 02/18	Browning, Brennan	\$92.08
2/4/2018	351,884	PMTRX00011375	Accounts Payable	301033369	Pridestaff Financial	\$1,147.50
2/5/2018	351,322	PMVVR00001360	Accounts Payable	927671	Harrington Industrial Plastics	\$44.48
2/5/2018	351,323	PMCHK00006989	Accounts Payable	93118	A-1 Electric Motor Service	\$602.38
2/5/2018	351,324	PMCHK00006989	Accounts Payable	93119	A & A Safety, Inc	\$1,108.49
2/5/2018	351,325	PMCHK00006989	Accounts Payable	93120	Agilent Technologies	\$3,069.36
2/5/2018	351,326	PMCHK00006989	Accounts Payable	93121	Arts Rental Equipment & Supply	\$2,205.59
2/5/2018	351,327	PMCHK00006989	Accounts Payable	93122	A & S Electric Supply, Inc.	\$70.99
2/5/2018	351,328	PMCHK00006989	Accounts Payable	93123	Auxter, Valerie	\$126.63

2/5/2018	351,329	PMCHK00006989	Accounts Payable	93124	Ayyeka Inc.	\$55.00
2/5/2018	351,330	PMCHK00006989	Accounts Payable	93125	Baehr, Emily	\$10.80
2/5/2018	351,331	PMCHK00006989	Accounts Payable	93126	Baker Corp.	\$2,805.00
2/5/2018	351,332	PMCHK00006989	Accounts Payable	93127	B C Engineering Co	\$590.00
2/5/2018	351,333	PMCHK00006989	Accounts Payable	93128	BestOne, Tire & Service of Mid America, Inc.	\$1,081.78
2/5/2018	351,334	PMCHK00006989	Accounts Payable	93129	Blue Tide Partners	\$75.60
2/5/2018	351,335	PMCHK00006989	Accounts Payable	93130	Bonded Lock Service LLC	\$43.98
System:	DETAILED TRIAL B 9/24/2018	12:01:21 PM	Page:	120	User Date:	9/24/2018
					User ID:	skampsen
N Ky Water District						
2/5/2018	351,336	PMCHK00006989	Accounts Payable	93131	Boone-Kenton Lumber Supply Co.	\$1,555.72
2/5/2018	351,337	PMCHK00006989	Accounts Payable	93132	Bray Truck & Parts	\$339.65
2/5/2018	351,338	PMCHK00006989	Accounts Payable	93133	CA Advance	\$315.69
2/5/2018	351,339	PMCHK00006989	Accounts Payable	93134	Cain, Lisa	\$115.88
2/5/2018	351,340	PMCHK00006989	Accounts Payable	93135	CDW Government Inc.	\$420.73
2/5/2018	351,341	PMCHK00006989	Accounts Payable	93136	Cincinnati Bell	\$3,228.05
2/5/2018	351,342	PMCHK00006989	Accounts Payable	93137	Cincinnati Bell	\$1,299.64
2/5/2018	351,343	PMCHK00006989	Accounts Payable	93138	Cincinnati Bell Any Distance	\$96.44
2/5/2018	351,344	PMCHK00006989	Accounts Payable	93139	Cintas #315	\$1,584.46
2/5/2018	351,345	PMCHK00006989	Accounts Payable	93140	Clemons, Kim	\$12.00
2/5/2018	351,346	PMCHK00006989	Accounts Payable	93141	Cornerstone Controls, Inc.	\$421.42
2/5/2018	351,347	PMCHK00006989	Accounts Payable	93142	Core & Main	\$1,070.00
2/5/2018	351,348	PMCHK00006989	Accounts Payable	93143	Corbin, Sharlene	\$3.17
2/5/2018	351,349	PMCHK00006989	Accounts Payable	93144	Crescent Springs Hardware	\$30.97
2/5/2018	351,350	PMCHK00006989	Accounts Payable	93145	Matthew Dirheimer	\$53.00
2/5/2018	351,351	PMCHK00006989	Accounts Payable	93146	DLT Solutions, LLC	\$1,664.68
2/5/2018	351,352	PMCHK00006989	Accounts Payable	93147	Dons Garage Inc	\$1,346.94
2/5/2018	351,353	PMCHK00006989	Accounts Payable	93148	Duke Energy	\$25,860.34
2/5/2018	351,354	PMCHK00006989	Accounts Payable	93149	Dun & Bradstreet Credibility Corp.	\$1,399.00
2/5/2018	351,355	PMCHK00006989	Accounts Payable	93150	Elfers John Jr	\$169.74
2/5/2018	351,356	PMCHK00006989	Accounts Payable	93151	Environmental Laboratories, Inc.	\$42.00
2/5/2018	351,357	PMCHK00006989	Accounts Payable	93152	EyeMed	\$1,193.48
2/5/2018	351,358	PMCHK00006989	Accounts Payable	93153	Fastech Alarms &	\$693.62
2/5/2018	351,359	PMCHK00006989	Accounts Payable	93154	Ferguson Waterworks	\$370.00
2/5/2018	351,360	PMCHK00006989	Accounts Payable	93155	Fisher Scientific	\$2,359.40
2/5/2018	351,361	PMCHK00006989	Accounts Payable	93156	Fischer, Eric	\$102.01
2/5/2018	351,362	PMCHK00006989	Accounts Payable	93157	Florence Winwater Works	\$3,472.08
2/5/2018	351,363	PMCHK00006989	Accounts Payable	93158	Gleason Electric Inc	\$283.50
2/5/2018	351,364	PMCHK00006989	Accounts Payable	93159	Gould, Lawrence	\$119.22
2/5/2018	351,365	PMCHK00006989	Accounts Payable	93160	Grainger	\$1,139.40
2/5/2018	351,366	PMCHK00006989	Accounts Payable	93161	Graybar Electric Co Inc	\$507.76
2/5/2018	351,367	PMCHK00006989	Accounts Payable	93162	Hach Company	\$1,313.42
2/5/2018	351,368	PMCHK00006989	Accounts Payable	93163	Hall's Paving & Sealing, Inc.	\$4,047.29
2/5/2018	351,369	PMCHK00006989	Accounts Payable	93164	Halcomb, Damian	\$1,250.00
2/5/2018	351,370	PMCHK00006989	Accounts Payable	93165	Harper Oil Products Inc	\$200.25
2/5/2018	351,371	PMCHK00006989	Accounts Payable	93166	Harrington Industrial Plastics	\$763.28
2/5/2018	351,372	PMCHK00006989	Accounts Payable	93167	Hydro Controls, Inc.	\$756.48
2/5/2018	351,373	PMCHK00006989	Accounts Payable	93168	Ideal Supplies Inc	\$6,345.75
2/5/2018	351,374	PMCHK00006989	Accounts Payable	93169	Ionna, Michael	\$34.47
2/5/2018	351,375	PMCHK00006989	Accounts Payable	93170	Jacoby, Karl	\$108.35
2/5/2018	351,376	PMCHK00006989	Accounts Payable	93171	Kemper Inc Richard G	\$198.83
2/5/2018	351,377	PMCHK00006989	Accounts Payable	93172	Kemira Water Solutions, Inc.	\$10,512.16
2/5/2018	351,378	PMCHK00006989	Accounts Payable	93173	KOI Enterprises, Inc	\$379.11
2/5/2018	351,379	PMCHK00006989	Accounts Payable	93174	Kentucky State Treasurer	\$4,000.00
2/5/2018	351,380	PMCHK00006989	Accounts Payable	93175	Lincoln National Life Insurance Co.	\$775.81
2/5/2018	351,381	PMCHK00006989	Accounts Payable	93176	Literature Fulfillment Services	\$11,078.11
2/5/2018	351,382	PMCHK00006989	Accounts Payable	93177	Lowe's	\$900.15
2/5/2018	351,383	PMCHK00006989	Accounts Payable	93178	Lykins Oil Company	\$10,739.85
2/5/2018	351,384	PMCHK00006989	Accounts Payable	93179	Mailender Inc.	\$190.92
2/5/2018	351,385	PMCHK00006989	Accounts Payable	93180	Matheson Tri-Gas, Inc.	\$411.76

2/5/2018	351,386	PMCHK00006989	Accounts Payable	93181	Merrell, Robyn	\$56.06			
2/5/2018	351,387	PMCHK00006989	Accounts Payable	93182	Minuteman/Design Press	\$46.00			
2/5/2018	351,388	PMCHK00006989	Accounts Payable	93183	Moore, Sandra	\$126.59			
2/5/2018	351,389	PMCHK00006989	Accounts Payable	93184	Moster, Thomas	\$64.94			
2/5/2018	351,390	PMCHK00006989	Accounts Payable	93185	OFFICETEAM, Specialized Admin. Staffing	\$2,375.25			
2/5/2018	351,391	PMCHK00006989	Accounts Payable	93186	Opp, Patricia	\$86.76			
2/5/2018	351,392	PMCHK00006989	Accounts Payable	93187	Orr Safety Corporation	\$2,472.53			
2/5/2018	351,393	PMCHK00006989	Accounts Payable	93188	Otis Elevator Company	\$1,555.56			
2/5/2018	351,394	PMCHK00006989	Accounts Payable	93189	Owen Electric Cooperative Inc	\$408.92			
2/5/2018	351,395	PMCHK00006989	Accounts Payable	93190	Colleen Medert-Petty Cash	\$115.00			
2/5/2018	351,396	PMCHK00006989	Accounts Payable	93191	Phenova	\$785.18			
2/5/2018	351,397	PMCHK00006989	Accounts Payable	93192	Polston, Derick	\$39.85			
2/5/2018	351,398	PMCHK00006989	Accounts Payable	93193	Pridestaff Financial	\$2,155.94			
2/5/2018	351,399	PMCHK00006989	Accounts Payable	93194	Process Pump & Seal, Inc.	\$200.00			
2/5/2018	351,400	PMCHK00006989	Accounts Payable	93195	Res/Comm Security Systems Inc.	\$270.00			
2/5/2018	351,401	PMCHK00006989	Accounts Payable	93196	Riddle, David	\$51.46			
2/5/2018	351,402	PMCHK00006989	Accounts Payable	93197	RNK Environmental Inc	\$491.00			
2/5/2018	351,403	PMCHK00006989	Accounts Payable	93198	Roark, Mary	\$87.74			
2/5/2018	351,404	PMCHK00006989	Accounts Payable	93199	RUMPKE	\$547.76			
2/5/2018	351,405	PMCHK00006989	Accounts Payable	93200	SafetyWear	\$173.46			
2/5/2018	351,406	PMCHK00006989	Accounts Payable	93201	Sanitation District No. 1	\$1,783.16			
2/5/2018	351,407	PMCHK00006989	Accounts Payable	93202	Sanitation District No. 1	\$2,417.39			
2/5/2018	351,408	PMCHK00006989	Accounts Payable	93203	Shannon Chemical Corporation	\$13,491.52			
2/5/2018	351,409	PMCHK00006989	Accounts Payable	93204	Shaw, Shawn	\$3.96			
System:	DETAILED TRIAL B 9/24/2018		12:01:21 PM	Page:	121	User Date:	9/24/2018	User ID:	skampsen
N Ky Water District									
2/5/2018	351,410	PMCHK00006989	Accounts Payable	93205	Sholler, Erin	\$125.43			
2/5/2018	351,411	PMCHK00006989	Accounts Payable	93206	Sigma-Aldrich Inc	\$289.55			
2/5/2018	351,412	PMCHK00006989	Accounts Payable	93207	Southern States	\$74.61			
2/5/2018	351,413	PMCHK00006989	Accounts Payable	93208	Bill Speier	\$222.58			
2/5/2018	351,414	PMCHK00006989	Accounts Payable	93209	Staples Advantage	\$187.10			
2/5/2018	351,415	PMCHK00006989	Accounts Payable	93210	Sumerel Tire Co., Inc., Bob	\$1,572.22			
2/5/2018	351,416	PMCHK00006989	Accounts Payable	93211	Taylor Brothers Excavating	\$210.40			
2/5/2018	351,417	PMCHK00006989	Accounts Payable	93212	Time Warner Cable	\$366.63			
2/5/2018	351,418	PMCHK00006989	Accounts Payable	93213	Towels, James	\$60.74			
2/5/2018	351,419	PMCHK00006989	Accounts Payable	93214	Univar USA Inc.	\$2,781.10			
2/5/2018	351,420	PMCHK00006989	Accounts Payable	93215	United Window Cleaning Co., Inc.	\$40.00			
2/5/2018	351,421	PMCHK00006989	Accounts Payable	93216	USALCO	\$5,907.08			
2/5/2018	351,422	PMCHK00006989	Accounts Payable	93217	Viking Supply, Inc	\$4,098.60			
2/5/2018	351,423	PMCHK00006989	Accounts Payable	93218	Wilder Winnelson	\$49.33			
2/5/2018	351,424	PMCHK00006989	Accounts Payable	93219	Wilson, Laverne	\$31.43			
2/5/2018	351,587	PMTRX00011368	Accounts Payable	CDL 02/18	Colvin Robert D			\$60.00	
2/5/2018	351,595	PMTRX00011368	Accounts Payable	242775	Crescent Springs Hardware			\$60.10	
2/5/2018	351,599	PMTRX00011368	Accounts Payable	242791	Crescent Springs Hardware			\$104.98	
2/5/2018	351,613	PMTRX00011369	Accounts Payable	852468	Environmental Resource Assoc			\$294.38	
2/5/2018	351,615	PMTRX00011369	Accounts Payable	10822501	Hach Company			\$277.75	
2/5/2018	351,642	PMTRX00011370	Accounts Payable	01-18-007-1	Marine Solutions Inc.			\$2,900.00	
2/5/2018	351,647	PMTRX00011370	Accounts Payable	50195385	OFFICETEAM, Specialized Admin. Staffing			\$768.08	
2/5/2018	351,671	PMTRX00011371	Accounts Payable	9064719	Fisher Scientific			\$148.68	
2/5/2018	351,681	PMTRX00011371	Accounts Payable	SRV019779	TrinSoft, LLC			\$345.00	
2/5/2018	351,800	RECVG00002328	Accounts Payable	RCT0000010223	Arts Rental Equipment & Supply			\$1,920.00	
2/5/2018	351,839	PMTRX00011374	Accounts Payable	2200252201 1/9	Duke Energy			\$97.17	
2/5/2018	351,854	PMTRX00011375	Accounts Payable	2267534	Ideal Supplies Inc			\$240.00	
2/5/2018	351,855	PMTRX00011375	Accounts Payable	2267537	Ideal Supplies Inc			\$1,800.00	
2/5/2018	351,856	PMTRX00011375	Accounts Payable	2267539	Ideal Supplies Inc			\$150.00	
2/5/2018	351,857	PMTRX00011375	Accounts Payable	2267544	Ideal Supplies Inc			\$180.00	
2/5/2018	351,875	PMTRX00011375	Accounts Payable	2422455	Lykins Oil Company			\$1,262.69	
2/5/2018	351,893	PMTRX00011375	Accounts Payable	18-01103	Security Fence Group, Inc.			\$150.00	
2/5/2018	351,894	PMTRX00011375	Accounts Payable	18-01102	Security Fence Group, Inc.			\$190.00	

2/5/2018	351,925	PMTRX00011377	Accounts Payable	3564005 1/9	Cincinnati Bell		\$142.92
2/5/2018	351,927	PMTRX00011377	Accounts Payable	3567220 1/9	Cincinnati Bell		\$142.92
2/5/2018	351,928	PMTRX00011377	Accounts Payable	3314325 1/9	Cincinnati Bell		\$135.58
2/5/2018	351,929	PMTRX00011377	Accounts Payable	3561531 1/9	Cincinnati Bell		\$98.82
2/5/2018	351,950	PMTRX00011377	Accounts Payable	KYERL235746	Fastenal Company		\$407.15
2/5/2018	351,954	PMTRX00011377	Accounts Payable	9017578547	Kemira Water Solutions, Inc.		\$4,967.15
2/5/2018	351,958	PMTRX00011377	Accounts Payable	431433	Ohio Valley Gasket		\$1,001.23
2/5/2018	351,959	PMTRX00011377	Accounts Payable	905377	R & M Welding Products Inc		\$27.89
2/5/2018	352,015	PMTRX00011378	Accounts Payable	406349	Ultra Scientific Analytical Solutions		\$18.90
2/5/2018	352,019	PMTRX00011378	Accounts Payable	MISCO6155	Sanitation District No. 1		\$5,243.06
2/6/2018	351,473	PMVPY00001057	Accounts Payable	93212	Time Warner Cable		\$366.63
2/6/2018	351,474	PMVVR00001361	Accounts Payable	140175801 1/18	Time Warner Cable	\$366.63	
2/6/2018	351,499	PMVPY00001058	Accounts Payable	92553	Bunch, Edgar		\$126.65
2/6/2018	351,500	PMVVR00001362	Accounts Payable	REFUND CREDIT 12/17	Bunch, Edgar	\$126.65	
2/6/2018	351,576	PMTRX00011368	Accounts Payable	300738	Batoray, Inc.		\$157.08
2/6/2018	351,645	PMTRX00011370	Accounts Payable	E050058ZBD	Microsoft		\$61.46
2/6/2018	351,646	PMTRX00011370	Accounts Payable	383701	Minuteman/Design Press		\$210.00
2/6/2018	351,648	PMTRX00011370	Accounts Payable	50217248	OFFICETEAM, Specialized Admin. Staffing		\$807.20
2/6/2018	351,652	PMTRX00011370	Accounts Payable	REFUND CREDIT 02/18	Prowellness Chiropratic		\$197.19
2/6/2018	351,663	PMTRX00011370	Accounts Payable	9718	Wessel Lawncare & Landscaping		\$2,815.00
2/6/2018	351,682	PMTRX00011371	Accounts Payable	1259866	USALCO		\$5,959.00
2/6/2018	351,799	RECVG00002328	Accounts Payable	RCT0000010222	Arts Rental Equipment & Supply		\$2,743.60
2/6/2018	351,801	RECVG00002328	Accounts Payable	RCT0000010224	Arts Rental Equipment & Supply		\$1,066.00
2/6/2018	351,805	RECVG00002328	Accounts Payable	RCT0000010228	Fortiline, Inc.		\$185.50
2/6/2018	351,806	RECVG00002328	Accounts Payable	RCT0000010229	Fortiline, Inc.		\$132.50
2/6/2018	351,827	PMTRX00011374	Accounts Payable	242817	Crescent Springs Hardware		\$13.78
2/6/2018	351,851	PMTRX00011375	Accounts Payable	2267569	Ideal Supplies Inc		\$201.75
2/6/2018	351,852	PMTRX00011375	Accounts Payable	2267572	Ideal Supplies Inc		\$645.00
2/6/2018	351,853	PMTRX00011375	Accounts Payable	2267578	Ideal Supplies Inc		\$180.00
2/6/2018	351,876	PMTRX00011375	Accounts Payable	01-18-012-1	Marine Solutions Inc.		\$7,950.00
2/6/2018	351,881	PMTRX00011375	Accounts Payable	5121005 1/9	Owen Electric Cooperative Inc		\$946.46
2/6/2018	351,882	PMTRX00011375	Accounts Payable	5121003 1/9	Owen Electric Cooperative Inc		\$12,227.57
2/6/2018	351,888	PMTRX00011375	Accounts Payable	2393702	RUMPKE		\$75.57
2/6/2018	351,907	PMTRX00011375	Accounts Payable	215116	Xylem		\$831.51
2/6/2018	351,943	PMTRX00011377	Accounts Payable	96300067201 1/9	Duke Energy		\$103.39
2/6/2018	351,944	PMTRX00011377	Accounts Payable	53503889010 1/9	Duke Energy		\$835.53
2/6/2018	351,993	PMTRX00011378	Accounts Payable	9690791604	Grainger		\$283.75
2/6/2018	351,994	PMTRX00011378	Accounts Payable	9690809596	Grainger		\$561.63
2/6/2018	352,341	PMTRX00011386	Accounts Payable	2267583	Ideal Supplies Inc		\$120.00
2/6/2018	352,342	PMTRX00011386	Accounts Payable	2267587	Ideal Supplies Inc		\$420.00
2/6/2018	352,385	PMTRX00011387	Accounts Payable	18715	Flaig Welding Co Inc		\$870.00
System:	DETAILED TRIAL B 9/24/2018	12:01:21 PM	Page:	122	User Date:	9/24/2018	User ID: skampsen
N Ky Water District							
2/6/2018	352,580	PMTRX00011390	Accounts Payable	261029	Safety Shoe Distributors		\$130.99
2/7/2018	351,505	PMTRX00011363	Accounts Payable	020918DEFCOMP	Kentucky State Treasurer		\$5,684.52
2/7/2018	351,506	PMTRX00011363	Accounts Payable	020918DEFLOANS	Kentucky State Treasurer		\$21.86
2/7/2018	351,507	PMCHK00006990	Accounts Payable	93220	Kentucky State Treasurer	\$5,706.38	
2/7/2018	351,575	PMTRX00011368	Accounts Payable	302691-4	Arts Rental Equipment & Supply		\$125.75
2/7/2018	351,596	PMTRX00011368	Accounts Payable	242861	Crescent Springs Hardware		\$159.64
2/7/2018	351,597	PMTRX00011368	Accounts Payable	242857	Crescent Springs Hardware		\$225.63
2/7/2018	351,627	PMTRX00011369	Accounts Payable	REFUND CREDIT 02/18	Inman, Kristen		\$255.92
2/7/2018	351,641	PMTRX00011369	Accounts Payable	910089	Lowe's		\$18.97
2/7/2018	351,678	PMTRX00011371	Accounts Payable	905257	R & M Welding Products Inc		\$310.07
2/7/2018	351,803	RECVG00002328	Accounts Payable	RCT0000010226	CDW Government Inc.		\$5,478.54
2/7/2018	351,804	RECVG00002328	Accounts Payable	RCT0000010227	Open Text Inc.		\$1,830.00
2/7/2018	351,814	PMTRX00011374	Accounts Payable	146054	A & A Safety, Inc		\$150.00
2/7/2018	351,842	PMTRX00011374	Accounts Payable	KYERL235828	Fastenal Company		\$29.52
2/7/2018	351,864	PMTRX00011375	Accounts Payable	S100178299.001	Johnson Electric Supply Co., The		\$111.88
2/7/2018	351,901	PMTRX00011375	Accounts Payable	TA57368	Trophy Awards Mfg., Inc.		\$111.50

2/7/2018	351,947	PMTRX00011377	Accounts Payable	89000846202 1/9	Duke Energy	\$10.33		
2/7/2018	351,952	PMTRX00011377	Accounts Payable	10826689	Hach Company	\$288.00		
2/7/2018	351,964	PMTRX00011377	Accounts Payable	C0044961742	United Healthcare Insurance	\$264,865.94		
2/7/2018	352,343	PMTRX00011386	Accounts Payable	2267605	Ideal Supplies Inc	\$85.00		
2/7/2018	352,417	PMTRX00011388	Accounts Payable	4003739651	Cintas #315	\$569.29		
2/7/2018	352,758	PMTRX00011395	Accounts Payable	INV4268458	Orr Safety Corporation	\$603.55		
2/8/2018	351,612	PMTRX00011369	Accounts Payable	EVENT 02/19/18	Emerson's Bakery	\$145.20		
2/8/2018	351,644	PMTRX00011370	Accounts Payable	MILEAGE 02/18	McKenzie, Michelle	\$12.21		
2/8/2018	351,679	PMTRX00011371	Accounts Payable	238600	Specialized Plumbing Parts Supply	\$39.00		
2/8/2018	351,683	PMTRX00011371	Accounts Payable	71238	Vertical Systems Elevator	\$369.63		
2/8/2018	351,815	PMTRX00011374	Accounts Payable	302895-4	Arts Rental Equipment & Supply	\$137.75		
2/8/2018	351,816	PMTRX00011374	Accounts Payable	302885-4	Arts Rental Equipment & Supply	\$306.46		
2/8/2018	351,863	PMTRX00011375	Accounts Payable	I119255	Jacks Glass Inc	\$232.30		
2/8/2018	351,871	PMTRX00011375	Accounts Payable	927137...	Lowe's	\$114.37		
2/8/2018	351,872	PMTRX00011375	Accounts Payable	927096	Lowe's	\$27.10		
2/8/2018	351,880	PMTRX00011375	Accounts Payable	1802-330008	O'Reilly Auto Parts	\$13.68		
2/8/2018	351,902	PMTRX00011375	Accounts Payable	1260105	USALCO	\$5,949.56		
2/8/2018	351,911	RECVG00002329	Accounts Payable	RCT0000010233	Consolidated Pipe & Supply Co Inc.	\$375.75		
2/8/2018	351,924	PMTRX00011377	Accounts Payable	49798	Bray Truck & Parts	\$2,915.85		
2/8/2018	351,926	PMTRX00011377	Accounts Payable	4260425 1/9	Cincinnati Bell	\$129.41		
2/8/2018	351,938	PMTRX00011377	Accounts Payable	36800736206 1/9	Duke Energy	\$5,279.68		
2/8/2018	351,939	PMTRX00011377	Accounts Payable	57603707011 1/9	Duke Energy	\$10.50		
2/8/2018	351,940	PMTRX00011377	Accounts Payable	60702113019 1/9	Duke Energy	\$56,893.50		
2/8/2018	351,941	PMTRX00011377	Accounts Payable	322003867017 1/9	Duke Energy	\$14.81		
2/8/2018	351,942	PMTRX00011377	Accounts Payable	24002180010 1/9	Duke Energy	\$110.78		
2/8/2018	351,945	PMTRX00011377	Accounts Payable	95603661010 1/9	Duke Energy	\$9.92		
2/8/2018	351,946	PMTRX00011377	Accounts Payable	37603707010 1/9	Duke Energy	\$7.28		
2/8/2018	351,951	PMTRX00011377	Accounts Payable	9370028	Fisher Scientific	\$270.80		
2/8/2018	352,017	PMTRX00011378	Accounts Payable	65359	Dupont Inc	\$140.50		
2/8/2018	352,018	PMTRX00011378	Accounts Payable	10433811	Jolly Plumbing	\$227.50		
2/8/2018	352,333	PMTRX00011386	Accounts Payable	2267632	Ideal Supplies Inc	\$660.00		
2/8/2018	352,340	PMTRX00011386	Accounts Payable	2267647	Ideal Supplies Inc	\$435.00		
2/8/2018	352,344	PMTRX00011386	Accounts Payable	2267643	Ideal Supplies Inc	\$120.00		
2/8/2018	352,345	PMTRX00011386	Accounts Payable	2267642	Ideal Supplies Inc	\$120.00		
2/8/2018	352,346	PMTRX00011386	Accounts Payable	2267639	Ideal Supplies Inc	\$600.00		
2/8/2018	352,347	PMTRX00011386	Accounts Payable	2267637	Ideal Supplies Inc	\$300.00		
2/8/2018	352,384	PMTRX00011387	Accounts Payable	16952	Fastech Alarms &	\$75.00		
2/8/2018	352,634	PMTRX00011391	Accounts Payable	2427187	Lykins Oil Company	\$779.41		
2/8/2018	352,635	PMTRX00011391	Accounts Payable	2427189	Lykins Oil Company	\$825.15		
2/8/2018	352,682	RECVG00002334	Accounts Payable	RCT0000010265	Fastech Alarms &	\$1,139.69		
2/9/2018	351,610	PMVVR00001363	Accounts Payable	INV14334571	Verizon Wireless	\$209.00		
2/9/2018	351,611	PMVVR00001364	Accounts Payable	INV14334573	Verizon Wireless	\$11,520.00		
2/9/2018	351,666	PMVPY00001059	Accounts Payable	93192	Polston, Derick	\$39.85		
2/9/2018	351,667	PMVVR00001365	Accounts Payable	REFUND CREDIT 01/18	Polston, Derick	\$39.85		
2/9/2018	351,689	PMTRX00011371	Accounts Payable	WSC 37529	Wagner, Pauldon E	\$750.00		
2/9/2018	351,784	PMTRX00011373	Accounts Payable	44559	Bud's J & M Service	\$562.07		
2/9/2018	351,807	RECVG00002328	Accounts Payable	RCT0000010230	Florence Winwater Works	\$119.96		
2/9/2018	351,808	RECVG00002328	Accounts Payable	RCT0000010231	Florence Winwater Works	\$179.94		
2/9/2018	351,809	RECVG00002328	Accounts Payable	RCT0000010232	Florence Winwater Works	\$602.45		
2/9/2018	351,905	PMTRX00011375	Accounts Payable	182330	VonLehman & Company Inc.	\$2,640.00		
2/9/2018	351,932	PMTRX00011377	Accounts Payable	31902189010 1/9	Duke Energy	\$6,918.90		
2/9/2018	351,933	PMTRX00011377	Accounts Payable	20102202016 1/9	Duke Energy	\$8.42		
2/9/2018	351,949	PMTRX00011377	Accounts Payable	20259948	Environmental Laboratories, Inc.	\$42.00		
2/9/2018	351,992	PMTRX00011378	Accounts Payable	9501008	Fisher Scientific	\$2,235.20		
2/9/2018	351,996	PMTRX00011378	Accounts Payable	601062-001	Kentucky FluidAir	\$65.82		
2/9/2018	352,000	PMTRX00011378	Accounts Payable	905579	R & M Welding Products Inc	\$9.41		
2/9/2018	352,309	RECVG00002330	Accounts Payable	RCT0000010245	Viking Supply, Inc	\$4,575.50		
2/9/2018	352,331	PMTRX00011386	Accounts Payable	9694408270	Grainger	\$86.75		
System:	DETAILED TRIAL B 9/24/2018	12:01:21 PM	Page:	123	User Date:	9/24/2018	User ID:	skampsen

N Ky Water District

2/9/2018	352,337	PMTRX00011386	Accounts Payable	2267660	Ideal Supplies Inc	\$211.75
2/9/2018	352,338	PMTRX00011386	Accounts Payable	2267666	Ideal Supplies Inc	\$180.00
2/9/2018	352,339	PMTRX00011386	Accounts Payable	2267671	Ideal Supplies Inc	\$120.00
2/9/2018	352,374	RECVG00002332	Accounts Payable	RCT0000010257	E-1SG Asset Intelligence LLC	\$3,389.00
2/9/2018	352,415	PMTRX00011388	Accounts Payable	4003778624	Cintas #315	\$562.50
2/9/2018	352,594	RECVG00002333	Accounts Payable	RCT0000010262	Core & Main	\$549.90
2/9/2018	352,681	RECVG00002334	Accounts Payable	RCT0000010264	Arts Rental Equipment & Supply	\$4,475.75
2/10/2018	351,956	PMTRX00011377	Accounts Payable	903910	Lowe's	\$78.67
2/10/2018	351,999	PMTRX00011378	Accounts Payable	C-014367	Red Wing Shoes	\$127.49
2/10/2018	352,275	PMTRX00011384	Accounts Payable	5724798 1/9	Cincinnati Bell	\$272.79
2/10/2018	352,276	PMTRX00011384	Accounts Payable	4310282 1/9	Cincinnati Bell	\$298.40
2/10/2018	352,278	PMTRX00011384	Accounts Payable	2616778 1/9	Cincinnati Bell	\$65.87
2/10/2018	352,279	PMTRX00011384	Accounts Payable	2611750 1/9	Cincinnati Bell	\$67.79
2/10/2018	352,280	PMTRX00011384	Accounts Payable	2615788 1/9	Cincinnati Bell	\$65.87
2/10/2018	352,364	PMTRX00011386	Accounts Payable	32682834	Safeguard Business Systems	\$48.49
2/11/2018	352,578	PMTRX00011390	Accounts Payable	301035440	Pridestaff Financial	\$1,110.78
2/12/2018	351,694	PMCHK00006994	Accounts Payable	93221	Advanced Utility Systems	\$700.00
2/12/2018	351,695	PMCHK00006994	Accounts Payable	93222	Arts Rental Equipment & Supply	\$205.20
2/12/2018	351,696	PMCHK00006994	Accounts Payable	93223	AWWA	\$166.00
2/12/2018	351,697	PMCHK00006994	Accounts Payable	93224	Batoray, Inc.	\$157.08
2/12/2018	351,698	PMCHK00006994	Accounts Payable	93225	Best Way Disposal	\$679.44
2/12/2018	351,699	PMCHK00006994	Accounts Payable	93226	BL Anderson Co. Inc.	\$3,790.33
2/12/2018	351,700	PMCHK00006994	Accounts Payable	93227	Bray Trucking Inc.	\$71.06
2/12/2018	351,701	PMCHK00006994	Accounts Payable	93228	Browning, Brennan	\$92.08
2/12/2018	351,702	PMCHK00006994	Accounts Payable	93229	Cincinnati Bell	\$10,505.90
2/12/2018	351,703	PMCHK00006994	Accounts Payable	93230	City of Ft. Thomas	\$615.00
2/12/2018	351,704	PMCHK00006994	Accounts Payable	93231	Colvin Robert D	\$60.00
2/12/2018	351,705	PMCHK00006994	Accounts Payable	93232	Crescent Springs Hardware	\$846.18
2/12/2018	351,706	PMCHK00006994	Accounts Payable	93233	Duke Energy	\$41,581.80
2/12/2018	351,707	PMCHK00006994	Accounts Payable	93234	Emerson's Bakery	\$145.20
2/12/2018	351,708	PMCHK00006994	Accounts Payable	93235	Enquirer Media	\$533.83
2/12/2018	351,709	PMCHK00006994	Accounts Payable	93236	Environmental Resource Assoc	\$294.38
2/12/2018	351,710	PMCHK00006994	Accounts Payable	93237	Federal Express	\$44.24
2/12/2018	351,711	PMCHK00006994	Accounts Payable	93238	Fifth Third Bank-Visa	\$2,922.43
2/12/2018	351,712	PMCHK00006994	Accounts Payable	93239	Fisher Scientific	\$1,229.80
2/12/2018	351,713	PMCHK00006994	Accounts Payable	93240	Florence Winwater Works	\$28,620.80
2/12/2018	351,714	PMCHK00006994	Accounts Payable	93241	Fortiline, Inc.	\$3,553.50
2/12/2018	351,715	PMCHK00006994	Accounts Payable	93242	Hach Company	\$333.50
2/12/2018	351,716	PMCHK00006994	Accounts Payable	93243	Ideal Supplies Inc	\$4,639.17
2/12/2018	351,717	PMCHK00006994	Accounts Payable	93244	Inman, Kristen	\$255.92
2/12/2018	351,718	PMCHK00006994	Accounts Payable	93245	Kathman, David	\$131.77
2/12/2018	351,719	PMCHK00006994	Accounts Payable	93246	Dave Keller	\$126.09
2/12/2018	351,720	PMCHK00006994	Accounts Payable	93247	KEMI	\$4,814.96
2/12/2018	351,721	PMCHK00006994	Accounts Payable	93248	Kemira Water Solutions, Inc.	\$4,993.12
2/12/2018	351,722	PMCHK00006994	Accounts Payable	93249	Kens Crescent Springs Service	\$378.00
2/12/2018	351,723	PMCHK00006994	Accounts Payable	93250	KOI Enterprises, Inc	\$48.72
2/12/2018	351,724	PMCHK00006994	Accounts Payable	93251	KY/TN Water Professionals Conference	\$350.00
2/12/2018	351,725	PMCHK00006994	Accounts Payable	93252	Lowe's	\$1,279.01
2/12/2018	351,726	PMCHK00006994	Accounts Payable	93253	Mark's Garage	\$155.39
2/12/2018	351,727	PMCHK00006994	Accounts Payable	93254	Marine Solutions Inc.	\$2,900.00
2/12/2018	351,728	PMCHK00006994	Accounts Payable	93255	Matheson Tri-Gas, Inc.	\$1,500.73
2/12/2018	351,729	PMCHK00006994	Accounts Payable	93256	McKenzie, Michelle	\$12.21
2/12/2018	351,730	PMCHK00006994	Accounts Payable	93257	Microsoft	\$61.46
2/12/2018	351,731	PMCHK00006994	Accounts Payable	93258	Minuteman/Design Press	\$210.00
2/12/2018	351,732	PMCHK00006994	Accounts Payable	93259	OFFICETEAM, Specialized Admin. Staffing	\$1,575.28
2/12/2018	351,733	PMCHK00006994	Accounts Payable	93260	Pension Corporation of America	\$4,911.42
2/12/2018	351,734	PMCHK00006994	Accounts Payable	93261	Phenova	\$1,663.95
2/12/2018	351,735	PMCHK00006994	Accounts Payable	93262	Pirtek Reading Road	\$740.64

2/12/2018	351,736	PMCHK00006994	Accounts Payable	93263	Plant Trolley, Inc., The	\$177.12	
2/12/2018	351,737	PMCHK00006994	Accounts Payable	93264	Polston, Derick	\$39.86	
2/12/2018	351,738	PMCHK00006994	Accounts Payable	93265	Pridestaff Financial	\$1,343.00	
2/12/2018	351,739	PMCHK00006994	Accounts Payable	93266	Process Pump & Seal, Inc.	\$2,013.15	
2/12/2018	351,740	PMCHK00006994	Accounts Payable	93267	Prowellness Chiropratic	\$197.19	
2/12/2018	351,741	PMCHK00006994	Accounts Payable	93268	Restek Corporation	\$280.45	
2/12/2018	351,742	PMCHK00006994	Accounts Payable	93269	Richie Trucking	\$1,625.00	
2/12/2018	351,743	PMCHK00006994	Accounts Payable	93270	R & M Welding Products Inc	\$370.07	
2/12/2018	351,744	PMCHK00006994	Accounts Payable	93271	RUMPKE	\$10.00	
2/12/2018	351,745	PMCHK00006994	Accounts Payable	93272	Safe Ship NKY	\$615.17	
2/12/2018	351,746	PMCHK00006994	Accounts Payable	93273	Sanitation District No. 1	\$54.43	
2/12/2018	351,747	PMCHK00006994	Accounts Payable	93274	Specialized Plumbing Parts Supply	\$39.00	
2/12/2018	351,748	PMCHK00006994	Accounts Payable	93275	Sumerel Tire Co., Inc., Bob	\$19.81	
2/12/2018	351,749	PMCHK00006994	Accounts Payable	93276	Thompson Company, The Henry P.	\$3,504.90	
2/12/2018	351,750	PMCHK00006994	Accounts Payable	93277	Time Warner Cable	\$248.11	
2/12/2018	351,751	PMCHK00006994	Accounts Payable	93278	Travelers	\$5,000.00	
System:	DETAILED TRIAL B 9/24/2018	12:01:21 PM	Page:	124	User Date:	9/24/2018	User ID: skampsen
N Ky Water District							
2/12/2018	351,752	PMCHK00006994	Accounts Payable	93279	TrinSoft, LLC	\$345.00	
2/12/2018	351,753	PMCHK00006994	Accounts Payable	93280	Ultra Scientific Analytical Solutions	\$358.24	
2/12/2018	351,754	PMCHK00006994	Accounts Payable	93281	Univar USA Inc.	\$2,778.63	
2/12/2018	351,755	PMCHK00006994	Accounts Payable	93282	United Healthcare Insurance	\$5.70	
2/12/2018	351,756	PMCHK00006994	Accounts Payable	93283	USA Bluebook	\$359.71	
2/12/2018	351,757	PMCHK00006994	Accounts Payable	93284	USALCO	\$5,959.00	
2/12/2018	351,758	PMCHK00006994	Accounts Payable	93285	Verizon Wireless	\$7,720.76	
2/12/2018	351,759	PMCHK00006994	Accounts Payable	93286	Verizon Wireless	\$11,869.00	
2/12/2018	351,760	PMCHK00006994	Accounts Payable	93287	Vertical Systems Elevator	\$369.63	
2/12/2018	351,761	PMCHK00006994	Accounts Payable	93288	Viking Supply, Inc	\$3,435.65	
2/12/2018	351,762	PMCHK00006994	Accounts Payable	93289	Vivial	\$630.80	
2/12/2018	351,763	PMCHK00006994	Accounts Payable	93290	Wagner, Pauldon E	\$750.00	
2/12/2018	351,764	PMCHK00006994	Accounts Payable	93291	Waste Resource Management Inc.	\$2,324.80	
2/12/2018	351,765	PMCHK00006994	Accounts Payable	93292	Wessel Lawncare & Landscaping	\$2,815.00	
2/12/2018	351,766	PMCHK00006994	Accounts Payable	93293	Wex Bank	\$19,606.55	
2/12/2018	351,767	PMCHK00006994	Accounts Payable	93294	Wyler, Jeff	\$273.58	
2/12/2018	351,769	PMVPY00001060	Accounts Payable	92666	Fisher Scientific		\$708.37
2/12/2018	351,770	PMVPY00001061	Accounts Payable	92718	Wesco Receivables Corp		\$521.11
2/12/2018	351,771	PMCHK00006995	Accounts Payable	93295	Fisher Scientific	\$708.37	
2/12/2018	351,772	PMCHK00006995	Accounts Payable	93296	Wesco Receivables Corp	\$521.11	
2/12/2018	351,775	PMTRX00011372	Accounts Payable	021618DEFCOMP	Kentucky State Treasurer		\$5,706.52
2/12/2018	351,776	PMTRX00011372	Accounts Payable	021618DEFLOANS	Kentucky State Treasurer		\$21.86
2/12/2018	351,777	PMCHK00006996	Accounts Payable	93297	Kentucky State Treasurer	\$5,728.38	
2/12/2018	351,782	PMTRX00011373	Accounts Payable	RON LOVAN 02/18	Prudential		\$859.82
2/12/2018	351,783	PMTRX00011373	Accounts Payable	EVENT 02/19/18	A Catered Affair		\$1,363.50
2/12/2018	351,786	PMTRX00011373	Accounts Payable	DAMAGES 01/18	Drinouche, Michael		\$150.83
2/12/2018	351,817	PMTRX00011374	Accounts Payable	7001503405	AWWA		\$83.00
2/12/2018	351,818	PMTRX00011374	Accounts Payable	7001503422	AWWA		\$83.00
2/12/2018	351,819	PMTRX00011374	Accounts Payable	7001503402	AWWA		\$83.00
2/12/2018	351,828	PMTRX00011374	Accounts Payable	242964	Crescent Springs Hardware		\$274.04
2/12/2018	351,850	PMVVR00001366	Accounts Payable	EVENT 02/19/18	A Catered Affair	\$1,363.50	
2/12/2018	351,868	PMTRX00011375	Accounts Payable	733-515968	KOI Enterprises, Inc		\$139.01
2/12/2018	351,879	PMTRX00011375	Accounts Payable	50246507	OFFICETEAM, Specialized Admin. Staffing		\$778.05
2/12/2018	351,906	PMTRX00011375	Accounts Payable	9723	Wessel Lawncare & Landscaping		\$2,395.00
2/12/2018	351,912	RECVG00002329	Accounts Payable	RCT0000010234	Core & Main		\$2,980.00
2/12/2018	351,913	RECVG00002329	Accounts Payable	RCT0000010235	Core & Main		\$106.00
2/12/2018	351,917	RECVG00002329	Accounts Payable	RCT0000010239	Ferguson Waterworks		\$783.00
2/12/2018	351,955	PMTRX00011377	Accounts Payable	26272	KWVOA		\$40.00
2/12/2018	351,963	PMTRX00011377	Accounts Payable	CI-778364	Univar USA Inc.		\$2,792.83
2/12/2018	352,290	PMTRX00011384	Accounts Payable	33803662016 1/9	Duke Energy		\$3,018.75
2/12/2018	352,291	PMTRX00011384	Accounts Payable	8200284217 1/9	Duke Energy		\$51.35

2/12/2018	352,292	PMTRX00011384	Accounts Payable	40502120028	1/9	Duke Energy	\$534.19	
2/12/2018	352,293	PMTRX00011384	Accounts Payable	52800530202	1/9	Duke Energy	\$86.63	
2/12/2018	352,294	PMTRX00011384	Accounts Payable	71100846203	1/9	Duke Energy	\$23.89	
2/12/2018	352,295	PMTRX00011384	Accounts Payable	36100729029	1/9	Duke Energy	\$13,275.20	
2/12/2018	352,296	PMTRX00011384	Accounts Payable	38200284213	1/9	Duke Energy	\$1,867.53	
2/12/2018	352,305	RECVG00002330	Accounts Payable	RCT0000010241		Consolidated Pipe & Supply Co Inc.	\$1,038.85	
2/12/2018	352,306	RECVG00002330	Accounts Payable	RCT0000010242		Fortiline, Inc.	\$1,562.25	
2/12/2018	352,328	PMTRX00011386	Accounts Payable	853656		Environmental Resource Assoc	\$200.33	
2/12/2018	352,336	PMTRX00011386	Accounts Payable	2267701		Ideal Supplies Inc	\$289.00	
2/12/2018	352,371	PMTRX00011386	Accounts Payable	519891		Wildman Corporate Apparel	\$143.94	
2/12/2018	352,376	RECVG00002332	Accounts Payable	RCT0000010259		Viking Supply, Inc	\$930.00	
2/12/2018	352,400	PMTRX00011387	Accounts Payable	2267704		Ideal Supplies Inc	\$90.00	
2/12/2018	352,402	PMTRX00011387	Accounts Payable	1000989		Mailender Inc.	\$87.42	
2/12/2018	352,408	PMTRX00011387	Accounts Payable	38812643		Trane U.S., Inc.	\$632.00	
2/12/2018	352,542	PMTRX00011390	Accounts Payable	30200530205	1/9	Duke Energy	\$7.73	
2/12/2018	352,543	PMTRX00011390	Accounts Payable	43500863200	1/9	Duke Energy	\$1,824.24	
2/12/2018	352,544	PMTRX00011390	Accounts Payable	54000843205	1/9	Duke Energy	\$7.81	
2/12/2018	352,557	PMTRX00011390	Accounts Payable	413941		Hall's Paving & Sealing, Inc.	\$6,558.23	
2/12/2018	352,604	PMTRX00011391	Accounts Payable	AVAYA0045515		CBTS	\$196.40	
2/12/2018	352,739	PMTRX00011394	Accounts Payable	363315		Kemper Inc Richard G	\$8.20	
2/12/2018	352,740	PMTRX00011394	Accounts Payable	363314		Kemper Inc Richard G	\$4.15	
2/13/2018	351,781	PMVPY00001062	Accounts Payable	92719		Travelers	\$121,608.00	
2/13/2018	351,787	PMCHK00006997	Accounts Payable	93298		A Catered Affair	\$1,363.50	
2/13/2018	351,788	PMCHK00006997	Accounts Payable	93299		Bud's J & M Service	\$562.07	
2/13/2018	351,789	PMCHK00006997	Accounts Payable	93300		Drinouache, Michael	\$150.83	
2/13/2018	351,790	PMCHK00006997	Accounts Payable	93301		Prudential	\$859.82	
2/13/2018	351,791	PMCHK00006997	Accounts Payable	93302		Sanitation District No. 1	\$37.00	
2/13/2018	351,792	PMCHK00006997	Accounts Payable	93303		Travelers	\$121,608.00	
2/13/2018	351,840	PMTRX00011374	Accounts Payable	DAMAGES 02/18		Emery, Thelma	\$80.66	
2/13/2018	351,849	PMVPY00001063	Accounts Payable	93298		A Catered Affair	\$1,363.50	
2/13/2018	351,867	PMTRX00011375	Accounts Payable	767-018053		KOI Enterprises, Inc	\$227.14	
2/13/2018	351,878	PMTRX00011375	Accounts Payable	50266229		OFFICETEAM, Specialized Admin. Staffing	\$807.20	
2/13/2018	351,914	RECVG00002329	Accounts Payable	RCT0000010236		Core & Main	\$424.50	
System:	DETAILED TRIAL B 9/24/2018	12:01:21 PM	Page:	125	User Date:	9/24/2018	User ID:	skampsen
N Ky Water District								
2/13/2018	351,930	PMTRX00011377	Accounts Payable	CD99037348		Cornerstone Controls, Inc.	\$456.86	
2/13/2018	351,957	PMTRX00011377	Accounts Payable	925564		Lowe's	\$31.39	
2/13/2018	352,259	PMTRX00011384	Accounts Payable	PSV139610		Buckeye Power Sales Co., Inc	\$426.20	
2/13/2018	352,302	PMTRX00011384	Accounts Payable	4403644019	1/9	Duke Energy	\$82.13	
2/13/2018	352,308	RECVG00002330	Accounts Payable	RCT0000010244		ITSavvy LLC	\$1,393.28	
2/13/2018	352,329	PMTRX00011386	Accounts Payable	KYERL235977		Fastenal Company	\$70.14	
2/13/2018	352,332	PMTRX00011386	Accounts Payable	602878360		Hillyard Kentucky	\$260.13	
2/13/2018	352,334	PMTRX00011386	Accounts Payable	2267733		Ideal Supplies Inc	\$120.00	
2/13/2018	352,335	PMTRX00011386	Accounts Payable	2267739		Ideal Supplies Inc	\$311.25	
2/13/2018	352,348	PMTRX00011386	Accounts Payable	9017579302		Kemira Water Solutions, Inc.	\$4,928.19	
2/13/2018	352,356	PMTRX00011386	Accounts Payable	8359830		Millipore Corporation	\$1,275.42	
2/13/2018	352,358	PMTRX00011386	Accounts Payable	383744		Minuteman/Design Press	\$670.00	
2/13/2018	352,386	PMTRX00011387	Accounts Payable	9697578509		Grainger	\$99.36	
2/13/2018	352,398	PMTRX00011387	Accounts Payable	024J6413		Harrington Industrial Plastics	\$216.80	
2/13/2018	352,407	PMTRX00011387	Accounts Payable	107018334		Sumerel Tire Co., Inc., Bob	\$892.96	
2/13/2018	352,565	PMTRX00011390	Accounts Payable	925617		Lowe's	\$153.44	
2/13/2018	352,633	PMTRX00011391	Accounts Payable	2431352		Lykins Oil Company	\$1,075.87	
2/14/2018	351,908	PMTRX00011376	Accounts Payable	EVENT 02/19/18.		A Catered Affair	\$1,238.50	
2/14/2018	351,909	PMCHK00006998	Accounts Payable	93304		A Catered Affair	\$1,238.50	
2/14/2018	351,991	PMTRX00011378	Accounts Payable	REFUND CREDIT 02/18		Cope, Nicholas	\$107.98	
2/14/2018	352,001	PMTRX00011378	Accounts Payable	3182091000003	1/9	Sanitation District No. 1	\$15.12	
2/14/2018	352,002	PMTRX00011378	Accounts Payable	3156059150000	1/9	Sanitation District No. 1	\$16.63	
2/14/2018	352,003	PMTRX00011378	Accounts Payable	3158053737002	1/9	Sanitation District No. 1	\$923.70	
2/14/2018	352,004	PMTRX00011378	Accounts Payable	3182090000000	1/9	Sanitation District No. 1	\$1,248.29	



2/14/2018	352,005	PMTRX00011378	Accounts Payable	3182090100000	1/9	Sanitation District No. 1	\$46.38	
2/14/2018	352,006	PMTRX00011378	Accounts Payable	3138056050000	1/9	Sanitation District No. 1	\$49.90	
2/14/2018	352,007	PMTRX00011378	Accounts Payable	3182091200000	1/9	Sanitation District No. 1	\$1,441.38	
2/14/2018	352,262	PMTRX00011384	Accounts Payable	LSH2127		CDW Government Inc.	\$359.42	
2/14/2018	352,263	PMTRX00011384	Accounts Payable	4413130	1/9	Cincinnati Bell	\$67.79	
2/14/2018	352,264	PMTRX00011384	Accounts Payable	4413118	1/9	Cincinnati Bell	\$65.87	
2/14/2018	352,265	PMTRX00011384	Accounts Payable	4411893	1/9	Cincinnati Bell	\$219.82	
2/14/2018	352,266	PMTRX00011384	Accounts Payable	4411013	1/9	Cincinnati Bell	\$112.33	
2/14/2018	352,267	PMTRX00011384	Accounts Payable	4419432	1/9	Cincinnati Bell	\$135.57	
2/14/2018	352,268	PMTRX00011384	Accounts Payable	4414090	1/9	Cincinnati Bell	\$407.28	
2/14/2018	352,269	PMTRX00011384	Accounts Payable	4413805	1/9	Cincinnati Bell	\$112.33	
2/14/2018	352,270	PMTRX00011384	Accounts Payable	4419198	1/9	Cincinnati Bell	\$174.64	
2/14/2018	352,271	PMTRX00011384	Accounts Payable	4410675	1/9	Cincinnati Bell	\$176.99	
2/14/2018	352,272	PMTRX00011384	Accounts Payable	4410815	1/9	Cincinnati Bell	\$204.16	
2/14/2018	352,273	PMTRX00011384	Accounts Payable	4410896	1/9	Cincinnati Bell	\$61.52	
2/14/2018	352,274	PMTRX00011384	Accounts Payable	4410482	1/9	Cincinnati Bell	\$562.75	
2/14/2018	352,277	PMTRX00011384	Accounts Payable	243016		Crescent Springs Hardware	\$205.63	
2/14/2018	352,283	PMTRX00011384	Accounts Payable	243008		Crescent Springs Hardware	\$15.97	
2/14/2018	352,285	PMTRX00011384	Accounts Payable	10877		Dons Garage Inc	\$171.68	
2/14/2018	352,286	PMTRX00011384	Accounts Payable	10876		Dons Garage Inc	\$54.50	
2/14/2018	352,288	PMTRX00011384	Accounts Payable	97600131200	1/9	Duke Energy	\$25.71	
2/14/2018	352,304	RECVG00002330	Accounts Payable	RCT0000010240		A & A Safety, Inc	\$6,250.00	
2/14/2018	352,307	RECVG00002330	Accounts Payable	RCT0000010243		Fortiline, Inc.	\$1,273.44	
2/14/2018	352,349	PMTRX00011386	Accounts Payable	743-126517		KOI Enterprises, Inc	\$43.08	
2/14/2018	352,350	PMTRX00011386	Accounts Payable	743-126472		KOI Enterprises, Inc	\$20.94	
2/14/2018	352,351	PMTRX00011386	Accounts Payable	927169..		Lowe's	\$22.61	
2/14/2018	352,354	PMTRX00011386	Accounts Payable	903273		Lowe's	\$26.29	
2/14/2018	352,366	PMTRX00011386	Accounts Payable	KSPE PROGRAM 02/18		Jeff Schuchter	\$93.14	
2/14/2018	352,368	PMTRX00011386	Accounts Payable	1.1585E+14		Time Warner Cable	\$110.00	
2/14/2018	352,533	PMTRX00011390	Accounts Payable	298192		George E. Booth, Inc.	\$67.60	
2/14/2018	352,591	PMTRX00011390	Accounts Payable	520276		Wildman Corporate Apparel	\$153.70	
2/14/2018	352,730	PMTRX00011394	Accounts Payable	6-087-97770		Federal Express	\$8.84	
2/14/2018	352,779	PMTRX00011395	Accounts Payable	368876 00		Wilder Winnelson	\$226.31	
2/15/2018	351,680	PMTRX00011371	Accounts Payable	533238		Travelers	\$5,000.00	
2/15/2018	352,257	PMTRX00011384	Accounts Payable	304898-4		Arts Rental Equipment & Supply	\$108.00	
2/15/2018	352,284	PMTRX00011384	Accounts Payable	10893		Dons Garage Inc	\$118.50	
2/15/2018	352,287	PMTRX00011384	Accounts Payable	10889		Dons Garage Inc	\$104.50	
2/15/2018	352,289	PMTRX00011384	Accounts Payable	37103690014	1/9	Duke Energy	\$10.13	
2/15/2018	352,352	PMTRX00011386	Accounts Payable	927318		Lowe's	\$26.69	
2/15/2018	352,361	PMTRX00011386	Accounts Payable	5121000	1/9	Owen Electric Cooperative Inc	\$490.51	
2/15/2018	352,362	PMTRX00011386	Accounts Payable	5121001	1/9	Owen Electric Cooperative Inc	\$353.26	
2/15/2018	352,365	PMTRX00011386	Accounts Payable	2083710000007	1/9	Sanitation District No. 1	\$31.75	
2/15/2018	352,375	RECVG00002332	Accounts Payable	RCT0000010258		Ferguson Waterworks	\$438.45	
2/15/2018	352,387	PMTRX00011387	Accounts Payable	9302543120		Graybar Electric Co Inc	\$629.75	
2/15/2018	352,411	PMTRX00011387	Accounts Payable	520702		Wildman Corporate Apparel	\$56.98	
2/15/2018	352,412	PMTRX00011387	Accounts Payable	520703		Wildman Corporate Apparel	\$95.27	
2/15/2018	352,414	PMTRX00011388	Accounts Payable	49840		Bray Truck & Parts	\$370.04	
2/15/2018	352,558	PMTRX00011390	Accounts Payable	413942		Hall's Paving & Sealing, Inc.	\$5,266.37	
2/15/2018	352,579	PMTRX00011390	Accounts Payable	21418		Randy's Rugged Wear	\$2,469.35	
2/15/2018	352,588	PMTRX00011390	Accounts Payable	494286		USA Bluebook	\$561.06	
System:	DETAILED TRIAL B 9/24/2018	12:01:21 PM	Page:	126	User Date:	9/24/2018	User ID:	skampsen
N Ky Water District								
2/15/2018	352,624	PMTRX00011391	Accounts Payable	HRP-0000119943		Human Resource Profile Inc	\$150.00	
2/15/2018	352,787	RECVG00002336	Accounts Payable	RCT0000010275		Viking Supply, Inc	\$581.80	
2/16/2018	352,256	PMTRX00011384	Accounts Payable	304139-5		Arts Rental Equipment & Supply	\$671.00	
2/16/2018	352,260	PMTRX00011384	Accounts Payable	LSX9710		CDW Government Inc.	\$21.99	
2/16/2018	352,297	PMTRX00011384	Accounts Payable	76203669018	1/9	Duke Energy	\$621.66	
2/16/2018	352,298	PMTRX00011384	Accounts Payable	55002055014	1/9	Duke Energy	\$1,716.02	
2/16/2018	352,299	PMTRX00011384	Accounts Payable	98003659011	1/9	Duke Energy	\$46.91	

2/16/2018	352,300	PMTRX00011384	Accounts Payable	30800678010 1/9	Duke Energy	\$16,619.44
2/16/2018	352,301	PMTRX00011384	Accounts Payable	13300564210 1/9	Duke Energy	\$203.20
2/16/2018	352,330	PMTRX00011386	Accounts Payable	57453	Fouser Environmental Services	\$310.00
2/16/2018	352,353	PMTRX00011386	Accounts Payable	927445	Lowe's	\$262.24
2/16/2018	352,357	PMTRX00011386	Accounts Payable	383768	Minuteman/Design Press	\$92.00
2/16/2018	352,363	PMTRX00011386	Accounts Payable	1802-969721	Pilot Lumber	\$5.49
2/16/2018	352,367	PMTRX00011386	Accounts Payable	9985937	Southern States	\$37.97
2/16/2018	352,378	PMTRX00011387	Accounts Payable	CONF 06/18 S.KRAMER	AWWA	\$980.00
2/16/2018	352,382	PMTRX00011387	Accounts Payable	4410813 1/9	Cincinnati Bell	\$69.23
2/16/2018	352,418	PMTRX00011388	Accounts Payable	4003903811	Cintas #315	\$634.90
2/16/2018	352,548	PMTRX00011390	Accounts Payable	9300832200 1/9	Duke Energy	\$159.52
2/16/2018	352,560	PMTRX00011390	Accounts Payable	2267791	Ideal Supplies Inc	\$290.00
2/16/2018	352,614	PMTRX00011391	Accounts Payable	RPI-64002618	DeZurik, Inc.	\$912.00
2/16/2018	352,771	PMTRX00011395	Accounts Payable	238953	Specialized Plumbing Parts Supply	\$9.90
2/17/2018	352,369	PMTRX00011386	Accounts Payable	12	Victory Janitorial Service, Inc.	\$1,400.00
2/17/2018	352,773	PMTRX00011395	Accounts Payable	3369241645	Staples Advantage	\$71.94
2/17/2018	352,774	PMTRX00011395	Accounts Payable	3369241644	Staples Advantage	\$68.94
2/17/2018	353,002	PMTRX00011398	Accounts Payable	3369242667	Staples Advantage	\$110.42
2/18/2018	352,638	PMTRX00011391	Accounts Payable	301037786	Pridestaff Financial	\$1,258.00
2/19/2018	351,997	PMTRX00011378	Accounts Payable	NKWD 2018	KPHRA	\$150.00
2/19/2018	352,008	PMTRX00011378	Accounts Payable	5630	Sheriff Mike Janson	\$70.00
2/19/2018	352,009	PMTRX00011378	Accounts Payable	5632	Sheriff Mike Janson	\$70.00
2/19/2018	352,010	PMTRX00011378	Accounts Payable	28792	Sheriff Mike Janson	\$70.00
2/19/2018	352,011	PMTRX00011378	Accounts Payable	28791	Sheriff Mike Janson	\$70.00
2/19/2018	352,020	PMTRX00011379	Accounts Payable	0223DEFCOMP	Kentucky State Treasurer	\$5,755.02
2/19/2018	352,021	PMTRX00011379	Accounts Payable	0223DEFLOANS	Kentucky State Treasurer	\$21.86
2/19/2018	352,022	PMCHK00006999	Accounts Payable	93305	Kentucky State Treasurer	\$5,776.88
2/19/2018	352,038	PMCHK00007000	Accounts Payable	93306	A & A Safety, Inc	\$150.00
2/19/2018	352,039	PMCHK00007000	Accounts Payable	93307	ACE Exterminating Co. / Dawn	\$458.10
2/19/2018	352,040	PMCHK00007000	Accounts Payable	93308	Around the Clock Answering Service	\$2,142.50
2/19/2018	352,041	PMCHK00007000	Accounts Payable	93309	Arts Rental Equipment & Supply	\$6,173.81
2/19/2018	352,042	PMCHK00007000	Accounts Payable	93310	AWWA	\$249.00
2/19/2018	352,043	PMCHK00007000	Accounts Payable	93311	Black Box Corp of Pennsylvania	\$162.80
2/19/2018	352,044	PMCHK00007000	Accounts Payable	93312	Blue Chip Express & Courier Service	\$190.00
2/19/2018	352,045	PMCHK00007000	Accounts Payable	93313	Boone-Kenton Lumber Supply Co.	\$431.40
2/19/2018	352,046	PMCHK00007000	Accounts Payable	93314	Bray Trucking Inc.	\$14,609.67
2/19/2018	352,047	PMCHK00007000	Accounts Payable	93315	Bray Truck & Parts	\$2,915.85
2/19/2018	352,048	PMCHK00007000	Accounts Payable	93316	Buckeye Power Sales Co., Inc	\$788.00
2/19/2018	352,049	PMCHK00007000	Accounts Payable	93317	CDW Government Inc.	\$5,478.54
2/19/2018	352,050	PMCHK00007000	Accounts Payable	93318	Cincinnati Bell	\$883.52
2/19/2018	352,051	PMCHK00007000	Accounts Payable	93319	Clear Edge Filtration	\$2,049.42
2/19/2018	352,052	PMCHK00007000	Accounts Payable	93320	Consolidated Pipe & Supply Co Inc.	\$375.75
2/19/2018	352,053	PMCHK00007000	Accounts Payable	93321	Cope, Nicholas	\$107.98
2/19/2018	352,054	PMCHK00007000	Accounts Payable	93322	Cornerstone Controls, Inc.	\$456.86
2/19/2018	352,055	PMCHK00007000	Accounts Payable	93323	Core & Main	\$3,510.50
2/19/2018	352,056	PMCHK00007000	Accounts Payable	93324	Crane 1 Services, Inc.	\$722.50
2/19/2018	352,057	PMCHK00007000	Accounts Payable	93325	Crescent Springs Hardware	\$386.66
2/19/2018	352,058	PMCHK00007000	Accounts Payable	93326	DeZurik, Inc.	\$690.00
2/19/2018	352,059	PMCHK00007000	Accounts Payable	93327	Dons Garage Inc	\$3,384.29
2/19/2018	352,060	PMCHK00007000	Accounts Payable	93328	Duke Energy	\$99,747.63
2/19/2018	352,061	PMCHK00007000	Accounts Payable	93329	Dupont Inc	\$140.50
2/19/2018	352,062	PMCHK00007000	Accounts Payable	93330	Emery, Thelma	\$80.66
2/19/2018	352,063	PMCHK00007000	Accounts Payable	93331	Employers Resource Association	\$3,000.00
2/19/2018	352,064	PMCHK00007000	Accounts Payable	93332	Environmental Laboratories, Inc.	\$42.00
2/19/2018	352,065	PMCHK00007000	Accounts Payable	93333	Equipment Depot	\$56.75
2/19/2018	352,066	PMCHK00007000	Accounts Payable	93334	Fastenal Company	\$436.67
2/19/2018	352,067	PMCHK00007000	Accounts Payable	93335	Ferguson Waterworks	\$783.00
2/19/2018	352,068	PMCHK00007000	Accounts Payable	93336	Fisher Scientific	\$2,506.00
2/19/2018	352,069	PMCHK00007000	Accounts Payable	93337	Flaig Welding Co Inc	\$165.00

2/19/2018	352,070	PMCHK00007000	Accounts Payable	93338	Florence Winwater Works	\$902.35		
2/19/2018	352,071	PMCHK00007000	Accounts Payable	93339	Fortiline, Inc.	\$318.00		
2/19/2018	352,072	PMCHK00007000	Accounts Payable	93340	Gemmer & Sons, Inc.	\$2,991.00		
2/19/2018	352,073	PMCHK00007000	Accounts Payable	93341	Grainger	\$845.38		
2/19/2018	352,074	PMCHK00007000	Accounts Payable	93342	Greater Comfort Heating & Air	\$891.82		
2/19/2018	352,075	PMCHK00007000	Accounts Payable	93343	Hach Company	\$288.00		
2/19/2018	352,076	PMCHK00007000	Accounts Payable	93344	Hall's Paving & Sealing, Inc.	\$16,003.75		
2/19/2018	352,077	PMCHK00007000	Accounts Payable	93345	HDR Engineering, Inc.	\$679.00		
System:	DETAILED TRIAL B 9/24/2018	12:01:21 PM	Page:	127	User Date:	9/24/2018	User ID:	skampsen
N Ky Water District								
2/19/2018	352,078	PMCHK00007000	Accounts Payable	93346	Hillyard Kentucky	\$35.42		
2/19/2018	352,079	PMCHK00007000	Accounts Payable	93347	Human Resource Profile Inc	\$100.00		
2/19/2018	352,080	PMCHK00007000	Accounts Payable	93348	Ideal Supplies Inc	\$6,558.05		
2/19/2018	352,081	PMCHK00007000	Accounts Payable	93349	Jacks Glass Inc	\$232.30		
2/19/2018	352,082	PMCHK00007000	Accounts Payable	93350	Johnson Electric Supply Co., The	\$111.88		
2/19/2018	352,083	PMCHK00007000	Accounts Payable	93351	Jolly Plumbing	\$227.50		
2/19/2018	352,084	PMCHK00007000	Accounts Payable	93352	Kemira Water Solutions, Inc.	\$4,967.15		
2/19/2018	352,085	PMCHK00007000	Accounts Payable	93353	Kens Crescent Springs Service	\$175.00		
2/19/2018	352,086	PMCHK00007000	Accounts Payable	93354	KOI Enterprises, Inc	\$406.89		
2/19/2018	352,087	PMCHK00007000	Accounts Payable	93355	Kentucky FluidAir	\$65.82		
2/19/2018	352,088	PMCHK00007000	Accounts Payable	93356	KPHRA	\$150.00		
2/19/2018	352,089	PMCHK00007000	Accounts Payable	93357	KWWOA	\$40.00		
2/19/2018	352,090	PMCHK00007000	Accounts Payable	93358	Lawn Systems, Inc.	\$5,999.00		
2/19/2018	352,091	PMCHK00007000	Accounts Payable	93359	Lowe's	\$274.70		
2/19/2018	352,092	PMCHK00007000	Accounts Payable	93360	Lykins Oil Company	\$3,146.27		
2/19/2018	352,093	PMCHK00007000	Accounts Payable	93361	Marine Solutions Inc.	\$7,950.00		
2/19/2018	352,094	PMCHK00007000	Accounts Payable	93362	Midwest Bottle Gas Dist. Inc	\$631.96		
2/19/2018	352,095	PMCHK00007000	Accounts Payable	93363	OFFICETEAM, Specialized Admin. Staffing	\$1,585.25		
2/19/2018	352,096	PMCHK00007000	Accounts Payable	93364	Ohio Valley Gasket	\$1,001.23		
2/19/2018	352,097	PMCHK00007000	Accounts Payable	93365	OpenDNS Inc.	\$7,623.00		
2/19/2018	352,098	PMCHK00007000	Accounts Payable	93366	Open Text Inc.	\$1,830.00		
2/19/2018	352,099	PMCHK00007000	Accounts Payable	93367	O'Reilly Auto Parts	\$13.68		
2/19/2018	352,100	PMCHK00007000	Accounts Payable	93368	Ovivo USA, LLC	\$640.00		
2/19/2018	352,101	PMCHK00007000	Accounts Payable	93369	Owen Electric Cooperative Inc	\$13,174.03		
2/19/2018	352,102	PMCHK00007000	Accounts Payable	93370	Pollard Water	\$111.18		
2/19/2018	352,103	PMCHK00007000	Accounts Payable	93371	Pridestaff Financial	\$1,147.50		
2/19/2018	352,104	PMCHK00007000	Accounts Payable	93372	Provident Life & Accident Ins.	\$577.75		
2/19/2018	352,106	PMCHK00007000	Accounts Payable	93374	Randy's Rugged Wear	\$1,592.96		
2/19/2018	352,107	PMCHK00007000	Accounts Payable	93375	Red Wing Shoes	\$127.49		
2/19/2018	352,108	PMCHK00007000	Accounts Payable	93376	R & M Welding Products Inc	\$330.93		
2/19/2018	352,109	PMCHK00007000	Accounts Payable	93377	RUMPKE	\$75.57		
2/19/2018	352,110	PMCHK00007000	Accounts Payable	93378	Sanitation District No. 1	\$5,243.06		
2/19/2018	352,111	PMCHK00007000	Accounts Payable	93379	Sanitation District No. 1	\$4,071.35		
2/19/2018	352,112	PMCHK00007000	Accounts Payable	93380	Jeff Schuchter	\$151.84		
2/19/2018	352,113	PMCHK00007000	Accounts Payable	93381	Security Fence Group, Inc.	\$340.00		
2/19/2018	352,114	PMCHK00007000	Accounts Payable	93382	Sheriff Mike Janson	\$280.00		
2/19/2018	352,115	PMCHK00007000	Accounts Payable	93383	Southeastern Equipment Co Inc	\$1,250.39		
2/19/2018	352,116	PMCHK00007000	Accounts Payable	93384	Specialized Plumbing Parts Supply	\$4.47		
2/19/2018	352,117	PMCHK00007000	Accounts Payable	93385	Staples Advantage	\$504.20		
2/19/2018	352,118	PMCHK00007000	Accounts Payable	93386	St. Elizabeth Business Health	\$1,060.00		
2/19/2018	352,119	PMCHK00007000	Accounts Payable	93387	Sumerel Tire Co., Inc., Bob	\$147.99		
2/19/2018	352,120	PMCHK00007000	Accounts Payable	93388	Thompson Pipe Group	\$12,547.86		
2/19/2018	352,121	PMCHK00007000	Accounts Payable	93389	Trophy Awards Mfg., Inc.	\$111.50		
2/19/2018	352,122	PMCHK00007000	Accounts Payable	93390	Ultra Scientific Analytical Solutions	\$18.90		
2/19/2018	352,123	PMCHK00007000	Accounts Payable	93391	Univar USA Inc.	\$2,792.83		
2/19/2018	352,124	PMCHK00007000	Accounts Payable	93392	United Healthcare Insurance	\$264,865.94		
2/19/2018	352,125	PMCHK00007000	Accounts Payable	93393	USALCO	\$5,949.56		
2/19/2018	352,126	PMCHK00007000	Accounts Payable	93394	US Bank Equipment Finance	\$1,737.18		
2/19/2018	352,127	PMCHK00007000	Accounts Payable	93395	Verizon Wireless	\$150.10		

2/19/2018	352,128	PMCHK00007000	Accounts Payable	93396	VonLehman & Company Inc.	\$2,640.00		
2/19/2018	352,129	PMCHK00007000	Accounts Payable	93397	Wessel Lawncare & Landscaping	\$2,395.00		
2/19/2018	352,130	PMCHK00007000	Accounts Payable	93398	Wiseway Supply	\$93,900.00		
2/19/2018	352,131	PMCHK00007000	Accounts Payable	93399	Xylem	\$831.51		
2/19/2018	352,281	PMTRX00011384	Accounts Payable	CD99037593	Cornerstone Controls, Inc.		\$245.66	
2/19/2018	352,397	PMTRX00011387	Accounts Payable	949784	Harper Oil Products Inc		\$95.00	
2/19/2018	352,410	PMTRX00011387	Accounts Payable	521210	Wildman Corporate Apparel		\$98.24	
2/19/2018	352,413	PMTRX00011387	Accounts Payable	521209	Wildman Corporate Apparel		\$31.29	
2/19/2018	352,545	PMTRX00011390	Accounts Payable	16503714012	Duke Energy		\$7.81	
2/19/2018	352,546	PMTRX00011390	Accounts Payable	92203548011	Duke Energy		\$93.85	
2/19/2018	352,549	PMTRX00011390	Accounts Payable	21100162200	Duke Energy		\$8.11	
2/19/2018	352,550	PMTRX00011390	Accounts Payable	74300342209	Duke Energy		\$1,984.93	
2/19/2018	352,584	PMTRX00011390	Accounts Payable	SRV019843	TrinSoft, LLC		\$127.50	
2/19/2018	352,586	PMTRX00011390	Accounts Payable	CI-779178	Univar USA Inc.		\$2,778.02	
2/19/2018	352,606	PMTRX00011391	Accounts Payable	5788795	Cincinnati Bell		\$136.17	
2/19/2018	352,607	PMTRX00011391	Accounts Payable	3413035	Cincinnati Bell		\$168.49	
2/19/2018	352,608	PMTRX00011391	Accounts Payable	2830886	Cincinnati Bell		\$67.79	
2/19/2018	352,611	PMTRX00011391	Accounts Payable	5789898	Cincinnati Bell		\$1,717.27	
2/19/2018	352,612	PMTRX00011391	Accounts Payable	P461378378-18050	Cincinnati Bell		\$655.21	
2/19/2018	352,621	PMTRX00011391	Accounts Payable	9302588330	Graybar Electric Co Inc		\$146.23	
2/19/2018	352,629	PMTRX00011391	Accounts Payable	63170	K E Rose Company		\$732.70	
2/19/2018	352,630	PMTRX00011391	Accounts Payable	12729	LabtronX, Inc		\$637.13	
2/19/2018	352,647	PMTRX00011391	Accounts Payable	521208	Wildman Corporate Apparel		\$56.12	
2/19/2018	352,757	PMTRX00011395	Accounts Payable	INV4279193	Orr Safety Corporation		\$257.33	
2/19/2018	352,767	PMTRX00011395	Accounts Payable	94550099000000	Sanitation District No. 1		\$15.62	
System:	DETAILED TRIAL B 9/24/2018	12:01:21 PM	Page:	128	User Date:	9/24/2018	User ID:	skampsen
N Ky Water District								
2/20/2018	352,254	PMTRX00011384	Accounts Payable	305802-4	Arts Rental Equipment & Supply		\$221.52	
2/20/2018	352,255	PMTRX00011384	Accounts Payable	306129-4	Arts Rental Equipment & Supply		\$56.25	
2/20/2018	352,282	PMTRX00011384	Accounts Payable	CD99037670	Cornerstone Controls, Inc.		\$364.46	
2/20/2018	352,355	PMTRX00011386	Accounts Payable	50469	Marston Technical Service Inc.		\$1,968.60	
2/20/2018	352,359	PMTRX00011386	Accounts Payable	50311556	OFFICETEAM, Specialized Admin. Staffing		\$438.90	
2/20/2018	352,360	PMTRX00011386	Accounts Payable	50311166	OFFICETEAM, Specialized Admin. Staffing		\$822.34	
2/20/2018	352,370	PMTRX00011386	Accounts Payable	9747	Wessel Lawncare & Landscaping		\$945.00	
2/20/2018	352,420	PMTRX00011388	Accounts Payable	28697	United Window Cleaning Co., Inc.		\$40.00	
2/20/2018	352,551	PMTRX00011390	Accounts Payable	9800343205	Duke Energy		\$969.96	
2/20/2018	352,570	PMTRX00011390	Accounts Payable	2438232	Lykins Oil Company		\$1,157.42	
2/20/2018	352,613	PMTRX00011391	Accounts Payable	896115	Cincinnati Bell Any Distance		\$115.84	
2/20/2018	352,619	PMTRX00011391	Accounts Payable	KYERL236193	Fastenal Company		\$190.92	
2/20/2018	352,622	PMTRX00011391	Accounts Payable	9302609589	Graybar Electric Co Inc		\$581.37	
2/20/2018	352,642	PMTRX00011391	Accounts Payable	62638	Spring Grove Sheet Metal		\$2,234.00	
2/20/2018	352,741	PMTRX00011394	Accounts Payable	9017580069	Kemira Water Solutions, Inc.		\$5,119.73	
2/20/2018	352,754	PMTRX00011395	Accounts Payable	INV4280885	Orr Safety Corporation		\$197.88	
2/20/2018	352,768	PMTRX00011395	Accounts Payable	LEADERSHIP 02/18	Jeff Schuchter		\$129.21	
2/21/2018	352,177	PMCHK00007001	Accounts Payable	93400	Pirtek Reading Road	\$1,565.15		
2/21/2018	352,373	RECVG00002332	Accounts Payable	RCT0000010256	Blackburn Manufacturing Company		\$2,332.80	
2/21/2018	352,379	PMTRX00011387	Accounts Payable	44627	Bud's J & M Service		\$851.11	
2/21/2018	352,399	PMTRX00011387	Accounts Payable	602888756	Hillyard Kentucky		\$549.25	
2/21/2018	352,405	PMTRX00011387	Accounts Payable	38481	Northern Kentucky Machine		\$500.00	
2/21/2018	352,409	PMTRX00011387	Accounts Payable	CI-779483	Univar USA Inc.		\$2,774.93	
2/21/2018	352,419	PMTRX00011388	Accounts Payable	4004008601	Cintas #315		\$569.29	
2/21/2018	352,540	PMTRX00011390	Accounts Payable	10963	Dons Garage Inc		\$121.00	
2/21/2018	352,541	PMTRX00011390	Accounts Payable	10962	Dons Garage Inc		\$938.19	
2/21/2018	352,552	PMTRX00011390	Accounts Payable	6-095-27619	Federal Express		\$84.81	
2/21/2018	352,556	PMTRX00011390	Accounts Payable	10847423	Hach Company		\$974.56	
2/21/2018	352,566	PMTRX00011390	Accounts Payable	920120	Lowe's		\$407.55	
2/21/2018	352,576	PMTRX00011390	Accounts Payable	5121004	Owen Electric Cooperative Inc		\$123.92	
2/21/2018	352,589	PMTRX00011390	Accounts Payable	1261255	USALCO		\$5,713.56	
2/21/2018	352,595	RECVG00002333	Accounts Payable	RCT0000010263	Consolidated Pipe & Supply Co Inc.		\$434.07	

2/21/2018	352,598	PMTRX00011391	Accounts Payable	ACE218191	Ace-Tex Enterprises, Inc.	\$394.45
2/21/2018	352,616	PMTRX00011391	Accounts Payable	55600815015 1/9	Duke Energy	\$19,729.80
2/21/2018	352,640	PMTRX00011391	Accounts Payable	906209	R & M Welding Products Inc	\$27.89
2/21/2018	352,756	PMTRX00011395	Accounts Payable	INV4282270	Orr Safety Corporation	\$102.48
2/21/2018	352,781	PMTRX00011395	Accounts Payable	521835	Wildman Corporate Apparel	\$19.96
2/21/2018	352,782	PMTRX00011395	Accounts Payable	521772	Wildman Corporate Apparel	\$72.16
2/21/2018	352,789	RECVG00002336	Accounts Payable	RCT0000010277	Viking Supply, Inc	\$887.70
2/22/2018	352,229	PMCHK00007002	Accounts Payable	93401	Becknell-Coghill Inc	\$110,140.00
2/22/2018	352,243	PMVPY00001064	Accounts Payable	93401	Becknell-Coghill Inc	\$110,140.00
2/22/2018	352,252	PMCHK00007004	Accounts Payable	93402	Becknell-Coghill Inc	\$110,140.00
2/22/2018	352,547	PMTRX00011390	Accounts Payable	28203690012 1/9	Duke Energy	\$90.06
2/22/2018	352,562	PMTRX00011390	Accounts Payable	I119316	Jacks Glass Inc	\$79.90
2/22/2018	352,575	PMTRX00011390	Accounts Payable	1802-331866	O'Reilly Auto Parts	\$16.35
2/22/2018	352,587	PMTRX00011390	Accounts Payable	CI-779553	Univar USA Inc.	\$2,608.20
2/22/2018	352,609	PMTRX00011391	Accounts Payable	5810345 1/9	Cincinnati Bell	\$66.53
2/22/2018	352,610	PMTRX00011391	Accounts Payable	2920102 1/9	Cincinnati Bell	\$54.58
2/22/2018	352,615	PMTRX00011391	Accounts Payable	80000694200 1/9	Duke Energy	\$814.17
2/22/2018	352,618	PMTRX00011391	Accounts Payable	30903811010 1/9	Duke Energy	\$154.02
2/22/2018	352,645	PMTRX00011391	Accounts Payable	15	Victory Janitorial Service, Inc.	\$555.00
2/22/2018	352,684	RECVG00002334	Accounts Payable	RCT0000010267	Florence Winwater Works	\$3,575.00
2/22/2018	352,685	RECVG00002334	Accounts Payable	RCT0000010268	Florence Winwater Works	\$576.90
2/22/2018	352,686	RECVG00002334	Accounts Payable	RCT0000010269	Florence Winwater Works	\$73.30
2/22/2018	352,687	RECVG00002334	Accounts Payable	RCT0000010270	Florence Winwater Works	\$1,084.84
2/22/2018	352,713	PMTRX00011394	Accounts Payable	681437	Abco Safety	\$117.00
2/22/2018	352,714	PMTRX00011394	Accounts Payable	681453	Abco Safety	\$581.80
2/22/2018	352,731	PMTRX00011394	Accounts Payable	121960 00	Florence Winwater Works	\$122.72
2/22/2018	352,738	PMTRX00011394	Accounts Payable	10686422	Jolly Plumbing	\$225.00
2/22/2018	352,755	PMTRX00011395	Accounts Payable	INV4282759	Orr Safety Corporation	\$1,043.41
2/22/2018	353,003	PMTRX00011398	Accounts Payable	413943	Hall's Paving & Sealing, Inc.	\$3,024.99
2/23/2018	352,530	PMTRX00011390	Accounts Payable	662010	A & S Electric Supply, Inc.	\$267.12
2/23/2018	352,535	PMTRX00011390	Accounts Payable	243190	Crescent Springs Hardware	\$104.81
2/23/2018	352,536	PMTRX00011390	Accounts Payable	243171	Crescent Springs Hardware	\$31.74
2/23/2018	352,539	PMTRX00011390	Accounts Payable	10993	Dons Garage Inc	\$45.75
2/23/2018	352,567	PMTRX00011390	Accounts Payable	925056	Lowe's	\$118.95
2/23/2018	352,581	PMTRX00011390	Accounts Payable	UNIFORMS 02/18	Simpson, Lori	\$51.36
2/23/2018	352,585	PMTRX00011390	Accounts Payable	KK287392	Truck and Trailer Supply	\$18.96
2/23/2018	352,592	RECVG00002333	Accounts Payable	RCT0000010260	HMB Inc.	\$7,387.00
2/23/2018	352,617	PMTRX00011391	Accounts Payable	81903790016 1/9	Duke Energy	\$8.57
2/23/2018	352,620	PMTRX00011391	Accounts Payable	18731	Flaig Welding Co Inc	\$25.00
2/23/2018	352,626	PMTRX00011391	Accounts Payable	9017580607	Kemira Water Solutions, Inc.	\$4,876.24
2/23/2018	352,646	PMTRX00011391	Accounts Payable	522336	Wildman Corporate Apparel	\$108.24
2/23/2018	352,719	PMTRX00011394	Accounts Payable	1556	Cains Customs Inc.	\$500.00
System:	DETAILED TRIAL B 9/24/2018	12:01:21 PM	Page:	129	User Date:	9/24/2018
N Ky Water District					User ID:	skampsen
2/23/2018	352,721	PMTRX00011394	Accounts Payable	10992	Dons Garage Inc	\$85.00
2/23/2018	352,724	PMTRX00011394	Accounts Payable	239854	E & H Integrated Systems	\$68.50
2/23/2018	352,745	PMTRX00011394	Accounts Payable	925980..	Lowe's	\$141.54
2/23/2018	352,753	PMTRX00011395	Accounts Payable	431842	Ohio Valley Gasket	\$43.33
2/23/2018	352,759	PMTRX00011395	Accounts Payable	INV4283477	Orr Safety Corporation	\$203.97
2/23/2018	352,776	PMTRX00011395	Accounts Payable	107018528	Sumerel Tire Co., Inc., Bob	\$98.97
2/24/2018	352,603	PMTRX00011391	Accounts Payable	864	Battery Neighbor LLC	\$471.60
2/24/2018	352,764	PMTRX00011395	Accounts Payable	C-014610	Red Wing Shoes	\$127.49
2/25/2018	352,643	PMTRX00011391	Accounts Payable	1401758001 1/9	Time Warner Cable	\$248.26
2/25/2018	353,008	PMTRX00011398	Accounts Payable	7811203 1/9	Cincinnati Bell	\$189.23
2/25/2018	353,009	PMTRX00011398	Accounts Payable	1007823 1/9	Cincinnati Bell	\$241.35
2/25/2018	353,012	PMTRX00011398	Accounts Payable	7810420 1/9	Cincinnati Bell	\$68.14
2/25/2018	353,013	PMTRX00011398	Accounts Payable	7811600 1/9	Cincinnati Bell	\$333.33
2/25/2018	353,014	PMTRX00011398	Accounts Payable	4410536 1/9	Cincinnati Bell	\$231.17
2/26/2018	351,320	PMTRX00011362	Accounts Payable	TRAINING 01/18	Fischer, Eric	\$102.01

2/26/2018	352,435	PMCHK00007006	Accounts Payable	93403	A & A Safety, Inc	\$6,250.00
2/26/2018	352,436	PMCHK00007006	Accounts Payable	93404	Appalachian States Analytical, LLC	\$927.00
2/26/2018	352,437	PMCHK00007006	Accounts Payable	93405	Aqua Metrology Systems Ltd.	\$17,950.00
2/26/2018	352,438	PMCHK00007006	Accounts Payable	93406	Arts Rental Equipment & Supply	\$1,056.77
2/26/2018	352,439	PMCHK00007006	Accounts Payable	93407	AWWA	\$1,063.00
2/26/2018	352,440	PMCHK00007006	Accounts Payable	93408	Blackburn Manufacturing Company	\$2,332.80
2/26/2018	352,441	PMCHK00007006	Accounts Payable	93409	Bray Truck & Parts	\$370.04
2/26/2018	352,442	PMCHK00007006	Accounts Payable	93410	Buckeye Power Sales Co., Inc	\$426.20
2/26/2018	352,443	PMCHK00007006	Accounts Payable	93411	Bud's J & M Service	\$851.11
2/26/2018	352,444	PMCHK00007006	Accounts Payable	93412	CBT Company	\$48.56
2/26/2018	352,445	PMCHK00007006	Accounts Payable	93413	CDW Government Inc.	\$1,092.16
2/26/2018	352,446	PMCHK00007006	Accounts Payable	93414	Cincinnati Bell	\$3,141.00
2/26/2018	352,447	PMCHK00007006	Accounts Payable	93415	Cintas #315	\$2,989.92
2/26/2018	352,448	PMCHK00007006	Accounts Payable	93416	Consolidated Pipe & Supply Co Inc.	\$1,038.85
2/26/2018	352,449	PMCHK00007006	Accounts Payable	93417	Cornerstone Controls, Inc.	\$610.12
2/26/2018	352,450	PMCHK00007006	Accounts Payable	93418	Crescent Springs Hardware	\$221.60
2/26/2018	352,451	PMCHK00007006	Accounts Payable	93419	Dons Garage Inc	\$449.18
2/26/2018	352,452	PMCHK00007006	Accounts Payable	93420	Duke Energy	\$38,182.74
2/26/2018	352,453	PMCHK00007006	Accounts Payable	93421	E-ISG Asset Intelligence LLC	\$3,389.00
2/26/2018	352,454	PMCHK00007006	Accounts Payable	93422	Environmental Resource Assoc	\$200.33
2/26/2018	352,455	PMCHK00007006	Accounts Payable	93423	Fastenal Company	\$70.14
2/26/2018	352,456	PMCHK00007006	Accounts Payable	93424	Fastech Alarms &	\$389.39
2/26/2018	352,457	PMCHK00007006	Accounts Payable	93425	Ferguson Waterworks	\$438.45
2/26/2018	352,458	PMCHK00007006	Accounts Payable	93426	Flaig Welding Co Inc	\$870.00
2/26/2018	352,459	PMCHK00007006	Accounts Payable	93427	Fortiline, Inc.	\$2,835.69
2/26/2018	352,460	PMCHK00007006	Accounts Payable	93428	Fouser Environmental Services	\$310.00
2/26/2018	352,461	PMCHK00007006	Accounts Payable	93429	Grainger	\$186.11
2/26/2018	352,462	PMCHK00007006	Accounts Payable	93430	Graybar Electric Co Inc	\$1,000.24
2/26/2018	352,463	PMCHK00007006	Accounts Payable	93431	Greater Comfort Heating & Air	\$5,669.95
2/26/2018	352,464	PMCHK00007006	Accounts Payable	93432	Harper Oil Products Inc	\$95.00
2/26/2018	352,465	PMCHK00007006	Accounts Payable	93433	Harrington Industrial Plastics	\$216.80
2/26/2018	352,466	PMCHK00007006	Accounts Payable	93434	Hillyard Kentucky	\$809.38
2/26/2018	352,467	PMCHK00007006	Accounts Payable	93435	Ideal Supplies Inc	\$4,182.00
2/26/2018	352,468	PMCHK00007006	Accounts Payable	93436	ITSavvy LLC	\$1,393.28
2/26/2018	352,469	PMCHK00007006	Accounts Payable	93437	Kemira Water Solutions, Inc.	\$4,928.19
2/26/2018	352,470	PMCHK00007006	Accounts Payable	93438	KOI Enterprises, Inc	\$64.02
2/26/2018	352,471	PMCHK00007006	Accounts Payable	93439	Lowe's	\$365.82
2/26/2018	352,472	PMCHK00007006	Accounts Payable	93440	Mailender Inc.	\$87.42
2/26/2018	352,473	PMCHK00007006	Accounts Payable	93441	Marston Technical Service Inc.	\$1,968.60
2/26/2018	352,474	PMCHK00007006	Accounts Payable	93442	Millipore Corporation	\$1,275.42
2/26/2018	352,475	PMCHK00007006	Accounts Payable	93443	Minuteman/Design Press	\$762.00
2/26/2018	352,476	PMCHK00007006	Accounts Payable	93444	Mobilcomm Inc.	\$963.00
2/26/2018	352,477	PMCHK00007006	Accounts Payable	93445	Northern Kentucky Machine	\$500.00
2/26/2018	352,478	PMCHK00007006	Accounts Payable	93446	OFFICETEAM, Specialized Admin. Staffing	\$1,261.24
2/26/2018	352,479	PMCHK00007006	Accounts Payable	93447	Ovivo USA, LLC	\$465.59
2/26/2018	352,480	PMCHK00007006	Accounts Payable	93448	Owen Electric Cooperative Inc	\$843.77
2/26/2018	352,481	PMCHK00007006	Accounts Payable	93449	Pilot Lumber	\$5.49
2/26/2018	352,482	PMCHK00007006	Accounts Payable	93450	Safeguard Business Systems	\$48.49
2/26/2018	352,483	PMCHK00007006	Accounts Payable	93451	Sanitation District No. 1	\$31.75
2/26/2018	352,484	PMCHK00007006	Accounts Payable	93452	Jeff Schuchter	\$93.14
2/26/2018	352,485	PMCHK00007006	Accounts Payable	93453	Southern States	\$37.97
2/26/2018	352,486	PMCHK00007006	Accounts Payable	93454	Sumerel Tire Co., Inc., Bob	\$892.96
2/26/2018	352,487	PMCHK00007006	Accounts Payable	93455	Time Warner Cable	\$110.00
2/26/2018	352,488	PMCHK00007006	Accounts Payable	93456	Trane U.S., Inc.	\$632.00
2/26/2018	352,489	PMCHK00007006	Accounts Payable	93457	Univar USA Inc.	\$2,774.93
2/26/2018	352,490	PMCHK00007006	Accounts Payable	93458	United Window Cleaning Co., Inc.	\$40.00
2/26/2018	352,491	PMCHK00007006	Accounts Payable	93459	Victory Janitorial Service, Inc.	\$1,400.00
2/26/2018	352,492	PMCHK00007006	Accounts Payable	93460	Viking Supply, Inc	\$5,505.50
2/26/2018	352,493	PMCHK00007006	Accounts Payable	93461	Wessel Lawncare & Landscaping	\$945.00

System:	DETAILED TRIAL B 9/24/2018	12:01:21 PM	Page:	130	User Date:	9/24/2018	User ID:	skampsen
N Ky Water District								
2/26/2018	352,494	PMCHK00007006	Accounts Payable	93462	Wildman Corporate Apparel		\$425.72	
2/26/2018	352,513	PMCHK00007007	Accounts Payable	93463	Kentucky State Treasurer		\$5,776.88	
2/26/2018	352,531	PMTRX00011390	Accounts Payable	REFUND CREDIT 02/18	Ashley, John			\$85.53
2/26/2018	352,532	PMTRX00011390	Accounts Payable	REFUND CREDIT 02/18	Belser, Tonya			\$126.96
2/26/2018	352,534	PMTRX00011390	Accounts Payable	REFUND CREDIT 02/18	Coyle, Ron			\$114.31
2/26/2018	352,537	PMTRX00011390	Accounts Payable	REFUND CREDIT 02/18	Daniels, Amy			\$36.48
2/26/2018	352,538	PMTRX00011390	Accounts Payable	REFUND CREDIT 02/18	Denton, Lucinda			\$19.73
2/26/2018	352,553	PMTRX00011390	Accounts Payable	REFUND CREDIT 02/18	Field, Charlotte			\$266.23
2/26/2018	352,554	PMTRX00011390	Accounts Payable	REFUND CREDIT 02/18	Fisher, Jerry			\$61.19
2/26/2018	352,555	PMTRX00011390	Accounts Payable	REFUND CREDIT 02/18	Fricke, Cody			\$33.07
2/26/2018	352,561	PMTRX00011390	Accounts Payable	I119336	Jacks Glass Inc			\$130.53
2/26/2018	352,563	PMTRX00011390	Accounts Payable	27141	KWVWOA			\$1,080.00
2/26/2018	352,564	PMTRX00011390	Accounts Payable	REFUND CREDIT 02/18	Leighton, Shawn			\$15.07
2/26/2018	352,568	PMTRX00011390	Accounts Payable	927973	Lowe's			\$9.95
2/26/2018	352,569	PMTRX00011390	Accounts Payable	REFUND CREDIT 02/18	Lukacevic, Cynthia			\$126.68
2/26/2018	352,571	PMTRX00011390	Accounts Payable	REFUND CREDIT 02/18	Lynn, Jamie			\$40.38
2/26/2018	352,572	PMTRX00011390	Accounts Payable	17091933	Matheson Tri-Gas, Inc.			\$476.90
2/26/2018	352,573	PMTRX00011390	Accounts Payable	REFUND CREDIT 02/18	Merman, Eric			\$126.22
2/26/2018	352,574	PMTRX00011390	Accounts Payable	REFUND CREDIT 02/18	Ooten, Tina			\$75.09
2/26/2018	352,577	PMTRX00011390	Accounts Payable	REFUND CREDIT 02/18	Powell, Kimberly			\$77.98
2/26/2018	352,582	PMTRX00011390	Accounts Payable	REFUND CREDIT 02/18	Spencer Dustin			\$51.85
2/26/2018	352,590	PMTRX00011390	Accounts Payable	REFUND CREDIT 02/18	Werner, Jennifer			\$88.89
2/26/2018	352,601	PMTRX00011391	Accounts Payable	307902-4	Arts Rental Equipment & Supply			\$49.50
2/26/2018	352,605	PMTRX00011391	Accounts Payable	LVN5986	CDW Government Inc.			\$170.56
2/26/2018	352,625	PMTRX00011391	Accounts Payable	S100179748.001	Johnson Electric Supply Co., The			\$365.59
2/26/2018	352,627	PMTRX00011391	Accounts Payable	733-518280	KOI Enterprises, Inc			\$357.28
2/26/2018	352,632	PMTRX00011391	Accounts Payable	2443135RB	Lykins Oil Company			\$897.35
2/26/2018	352,641	PMTRX00011391	Accounts Payable	2401333	RUMPKPE			\$120.00
2/26/2018	352,722	PMTRX00011394	Accounts Payable	11026	Dons Garage Inc			\$1,332.50
2/26/2018	352,746	PMTRX00011394	Accounts Payable	927963	Lowe's			\$157.69
2/26/2018	352,751	PMTRX00011394	Accounts Payable	27957	Midwest Bottle Gas Dist. Inc			\$1,068.23
2/26/2018	352,752	PMTRX00011395	Accounts Payable	50343056	OFFICETEAM, Specialized Admin. Staffing			\$798.00
2/26/2018	352,763	PMTRX00011395	Accounts Payable	5121002 1/9	Owen Electric Cooperative Inc			\$258.59
2/26/2018	352,769	PMTRX00011395	Accounts Payable	36169	Seal Analytical, Inc.			\$665.00
2/26/2018	352,785	PMTRX00011395	Accounts Payable	51502144018 1/9	Duke Energy			\$128.22
2/26/2018	352,786	PMTRX00011395	Accounts Payable	69466	Kentucky Chamber of Commerce			\$135.95
2/26/2018	352,788	RECVG00002336	Accounts Payable	RCT0000010276	Viking Supply, Inc			\$1,064.00
2/26/2018	353,004	PMTRX00011398	Accounts Payable	2396	RNK Environmental Inc			\$292.00
2/26/2018	353,010	PMTRX00011398	Accounts Payable	5811080 1/9	Cincinnati Bell			\$298.44
2/26/2018	353,011	PMTRX00011398	Accounts Payable	4480307 1/9	Cincinnati Bell			\$64.55
2/27/2018	352,520	PMVPY00001065	Accounts Payable	93272	Safe Ship NKY			\$615.17
2/27/2018	352,521	PMCHK00007008	Accounts Payable	93464	Safe Ship NKY		\$615.17	
2/27/2018	352,599	PMTRX00011391	Accounts Payable	64697	Around the Clock Answering Service			\$733.00
2/27/2018	352,600	PMTRX00011391	Accounts Payable	307048-3	Arts Rental Equipment & Supply			\$512.00
2/27/2018	352,628	PMTRX00011391	Accounts Payable	767-018237	KOI Enterprises, Inc			\$105.60
2/27/2018	352,648	PMTRX00011391	Accounts Payable	523070	Wildman Corporate Apparel			\$104.01
2/27/2018	352,736	PMTRX00011394	Accounts Payable	7244	Idealstor			\$656.00
2/27/2018	352,748	PMTRX00011394	Accounts Payable	17093344	Matheson Tri-Gas, Inc.			\$165.37
2/27/2018	352,760	PMTRX00011395	Accounts Payable	INV4287883	Orr Safety Corporation			\$311.20
2/27/2018	352,765	PMTRX00011395	Accounts Payable	906639	R & M Welding Products Inc			\$49.09
2/27/2018	353,006	PMTRX00011398	Accounts Payable	11402057019 1/9	Duke Energy			\$113.18
2/27/2018	353,007	PMTRX00011398	Accounts Payable	10300223228 1/9	Duke Energy			\$12,900.09
2/28/2018	352,623	PMTRX00011391	Accounts Payable	REFUND CREDIT 02/18	Hampton, David			\$131.77
2/28/2018	352,637	PMTRX00011391	Accounts Payable	PETTY CASH 02/18	Colleen Medert-Petty Cash			\$71.68
2/28/2018	352,715	PMTRX00011394	Accounts Payable	293482A-3	Arts Rental Equipment & Supply			\$88.00
2/28/2018	352,716	PMTRX00011394	Accounts Payable	307851-3	Arts Rental Equipment & Supply			\$1,074.00
2/28/2018	352,718	PMTRX00011394	Accounts Payable	FIRE HYDRANT 1918	CA Advance			\$15.44

2/28/2018	352,723	PMTRX00011394	Accounts Payable	2020734	Dove Data Products, Inc.	\$960.00		
2/28/2018	352,727	PMTRX00011394	Accounts Payable	KYERL236194	Fastenal Company	\$39.99		
2/28/2018	352,728	PMTRX00011394	Accounts Payable	KYERL236500	Fastenal Company	\$2,804.65		
2/28/2018	352,729	PMTRX00011394	Accounts Payable	KYERL236499	Fastenal Company	\$145.53		
2/28/2018	352,732	PMTRX00011394	Accounts Payable	122042 00	Florence Winwater Works	\$84.67		
2/28/2018	352,733	PMTRX00011394	Accounts Payable	121980 01	Florence Winwater Works	\$320.94		
2/28/2018	352,749	PMTRX00011394	Accounts Payable	17116645	Matheson Tri-Gas, Inc.	\$298.00		
2/28/2018	352,750	PMTRX00011394	Accounts Payable	17112692	Matheson Tri-Gas, Inc.	\$208.73		
2/28/2018	352,766	PMTRX00011395	Accounts Payable	12547	Sanitation District No. 1	\$2,610.14		
2/28/2018	352,770	PMTRX00011395	Accounts Payable	A093477	Southern States	\$19.55		
2/28/2018	352,772	PMTRX00011395	Accounts Payable	62667	Spring Grove Sheet Metal	\$872.00		
2/28/2018	352,777	PMTRX00011395	Accounts Payable	45055493	United Healthcare Insurance	\$5.90		
2/28/2018	352,778	PMTRX00011395	Accounts Payable	53342622	Wex Bank	\$13,056.80		
2/28/2018	352,780	PMTRX00011395	Accounts Payable	523533	Wildman Corporate Apparel	\$102.50		
2/28/2018	352,783	PMTRX00011395	Accounts Payable	523532	Wildman Corporate Apparel	\$108.08		
2/28/2018	352,784	PMTRX00011395	Accounts Payable	FIRE HYDRANT 1921	Xylem	\$3.68		
2/28/2018	352,791	PMVVR00001369	Accounts Payable	12547	Sanitation District No. 1	\$2,610.14		
System:	DETAILED TRIAL B 9/24/2018	12:01:21 PM	Page:	131	User Date:	9/24/2018	User ID:	skampsen
N Ky Water District								
2/28/2018	352,792	PMTRX00011396	Accounts Payable	12547	Sanitation District No. 1	\$2,610.14		
2/28/2018	352,997	PMTRX00011398	Accounts Payable	2445262	Lykins Oil Company	\$5,166.13		
2/28/2018	352,998	PMTRX00011398	Accounts Payable	2445263	Lykins Oil Company	\$4,237.37		
2/28/2018	353,000	PMTRX00011398	Accounts Payable	25188	Literature Fulfillment Services	\$15,755.42		
2/28/2018	353,001	PMTRX00011398	Accounts Payable	523630	Wildman Corporate Apparel	\$72.24		
2/28/2018	353,005	PMTRX00011398	Accounts Payable	27102181013 1/9	Duke Energy	\$10.71		
3/1/2018	352,559	PMTRX00011390	Accounts Payable	350859449	Humana Dental Ins. Co.	\$1,058.40		
3/1/2018	352,631	PMTRX00011391	Accounts Payable	NKWSDBL633284 03/18	Lincoln National Life Insurance Co.	\$5,903.84		
3/1/2018	352,639	PMTRX00011391	Accounts Payable	351287	Richie Trucking	\$1,625.00		
3/1/2018	352,688	PMVPY00001066	Accounts Payable	92237	Bauman, Robert	\$1,100.00		
3/1/2018	352,689	PMVVR00001368	Accounts Payable	WSC 37232	Bauman, Robert	\$1,100.00		
3/1/2018	352,726	PMTRX00011394	Accounts Payable	163429677	EyeMed	\$1,210.62		
3/1/2018	352,735	PMTRX00011394	Accounts Payable	TUITION 03/01/18	Hodges, Nathan	\$2,790.00		
3/1/2018	352,737	PMTRX00011394	Accounts Payable	Z08542	Jack Doheny Companies, Inc.	\$2,440.55		
3/1/2018	352,742	PMTRX00011394	Accounts Payable	NKWSDBL1570164 03/18	Lincoln National Life Insurance Co.	\$848.86		
3/1/2018	352,747	PMTRX00011394	Accounts Payable	927640	Lowe's	\$18.12		
3/1/2018	352,775	PMTRX00011395	Accounts Payable	REFUND CREDIT 03/18	Staley, Gerald	\$587.37		
3/1/2018	353,053	PMTRX00011399	Accounts Payable	874575	AccuStandard, Inc.	\$847.98		
3/1/2018	353,054	PMTRX00011399	Accounts Payable	874333	AccuStandard, Inc.	\$96.55		
3/1/2018	353,057	PMTRX00011399	Accounts Payable	1.80207E+11	Boone-Kenton Lumber Supply Co.	\$53.00		
3/1/2018	353,058	PMTRX00011399	Accounts Payable	103481	Bray Trucking Inc.	\$330.32		
3/1/2018	353,059	PMTRX00011399	Accounts Payable	103482	Bray Trucking Inc.	\$2,418.46		
3/1/2018	353,060	PMTRX00011399	Accounts Payable	103483	Bray Trucking Inc.	\$208.00		
3/1/2018	353,061	PMTRX00011399	Accounts Payable	103531	Bray Trucking Inc.	\$1,678.69		
3/1/2018	353,062	PMTRX00011399	Accounts Payable	1031033 1/9	Cincinnati Bell	\$115.94		
3/1/2018	353,063	PMTRX00011399	Accounts Payable	4910801 1/9	Cincinnati Bell	\$129.38		
3/1/2018	353,064	PMTRX00011399	Accounts Payable	242871	Crescent Springs Hardware	\$129.95		
3/1/2018	353,065	PMTRX00011399	Accounts Payable	243090	Crescent Springs Hardware	\$3.99		
3/1/2018	353,066	PMTRX00011399	Accounts Payable	243204	Crescent Springs Hardware	\$48.98		
3/1/2018	353,067	PMTRX00011399	Accounts Payable	12002095015 1/6	Duke Energy	\$7.96		
3/1/2018	353,068	PMTRX00011399	Accounts Payable	24700807203 1/6	Duke Energy	\$109.18		
3/1/2018	353,069	PMTRX00011399	Accounts Payable	8400403202 1/9	Duke Energy	\$8.14		
3/1/2018	353,070	PMTRX00011399	Accounts Payable	87400403218 1/9	Duke Energy	\$68.82		
3/1/2018	353,071	PMTRX00011399	Accounts Payable	5899632	Fisher Scientific	\$719.56		
3/1/2018	353,074	PMTRX00011399	Accounts Payable	S100180087.001	Johnson Electric Supply Co., The	\$145.69		
3/1/2018	353,075	PMTRX00011399	Accounts Payable	9017581314	Kemira Water Solutions, Inc.	\$4,811.31		
3/1/2018	353,080	PMTRX00011399	Accounts Payable	1802-332935	O'Reilly Auto Parts	\$19.09		
3/1/2018	353,081	PMTRX00011399	Accounts Payable	10927	Pension Corporation of America	\$6,021.90		
3/1/2018	353,082	PMTRX00011399	Accounts Payable	39469	Plant Trolley, Inc., The	\$177.12		
3/1/2018	353,086	PMTRX00011399	Accounts Payable	107018681	Sumerel Tire Co., Inc., Bob	\$1,516.70		



3/1/2018	353,087	PMTRX00011399	Accounts Payable	302294	Tate Builders Supply, LLC	\$362.00		
3/1/2018	353,089	PMTRX00011399	Accounts Payable	CI-780563	Univar USA Inc.	\$6,586.99		
3/1/2018	353,091	PMTRX00011399	Accounts Payable	27115	Waste Resource Management Inc.	\$640.00		
3/1/2018	353,092	PMTRX00011399	Accounts Payable	27172	Waste Resource Management Inc.	\$1,118.08		
3/1/2018	353,093	PMTRX00011399	Accounts Payable	27138	Waste Resource Management Inc.	\$734.72		
3/1/2018	353,094	PMTRX00011399	Accounts Payable	523722	Wildman Corporate Apparel	\$84.74		
3/1/2018	353,095	PMTRX00011399	Accounts Payable	524040	Wildman Corporate Apparel	\$176.66		
3/1/2018	353,096	PMTRX00011399	Accounts Payable	523725	Wildman Corporate Apparel	\$130.80		
3/1/2018	353,097	PMTRX00011399	Accounts Payable	524037	Wildman Corporate Apparel	\$99.50		
3/1/2018	353,114	PMTRX00011402	Accounts Payable	80018660	Badger Meter, Inc	\$78.00		
3/1/2018	353,115	PMTRX00011402	Accounts Payable	12404	Best Way Disposal	\$78.45		
3/1/2018	353,116	PMTRX00011402	Accounts Payable	12120	Best Way Disposal	\$350.08		
3/1/2018	353,117	PMTRX00011402	Accounts Payable	11945	Best Way Disposal	\$304.71		
3/1/2018	353,118	PMTRX00011402	Accounts Payable	49433	Bray Truck & Parts	\$1,966.81		
3/1/2018	353,119	PMTRX00011402	Accounts Payable	49435	Bray Truck & Parts	\$711.45		
3/1/2018	353,120	PMTRX00011402	Accounts Payable	243149	Crescent Springs Hardware	\$60.00		
3/1/2018	353,121	PMTRX00011402	Accounts Payable	243023	Crescent Springs Hardware	\$13.98		
3/1/2018	353,122	PMTRX00011402	Accounts Payable	242982	Crescent Springs Hardware	\$47.97		
3/1/2018	353,123	PMTRX00011402	Accounts Payable	243088	Crescent Springs Hardware	\$89.98		
3/1/2018	353,124	PMTRX00011402	Accounts Payable	243208	Crescent Springs Hardware	\$17.97		
3/1/2018	353,125	PMTRX00011402	Accounts Payable	243272	Crescent Springs Hardware	\$21.99		
3/1/2018	353,133	PMTRX00011402	Accounts Payable	68200435200 1/6	Duke Energy	\$1,383.00		
3/1/2018	353,136	PMTRX00011402	Accounts Payable	62900752208 1/6	Duke Energy	\$369.15		
3/1/2018	353,138	PMTRX00011402	Accounts Payable	27923	HMB Inc.	\$7,387.00		
3/1/2018	353,139	PMTRX00011402	Accounts Payable	1119242	Jacks Glass Inc	\$265.20		
3/1/2018	353,140	PMTRX00011402	Accounts Payable	2317796	KEMI	\$4,814.96		
3/1/2018	353,141	PMTRX00011402	Accounts Payable	740-181994	KOI Enterprises, Inc	\$21.57		
3/1/2018	353,142	PMTRX00011402	Accounts Payable	743-127744	KOI Enterprises, Inc	\$2.35		
3/1/2018	353,144	PMTRX00011402	Accounts Payable	736-085391	KOI Enterprises, Inc	\$118.43		
3/1/2018	353,147	PMTRX00011402	Accounts Payable	2446386	Lykins Oil Company	\$937.06		
3/1/2018	353,148	PMTRX00011402	Accounts Payable	1002912	Mailender Inc.	\$335.35		
3/1/2018	353,149	PMTRX00011402	Accounts Payable	22575	Mark's Garage	\$51.12		
3/1/2018	353,150	PMTRX00011402	Accounts Payable	22565	Mark's Garage	\$921.67		
3/1/2018	353,152	PMTRX00011402	Accounts Payable	91227	R & M Welding Products Inc	\$265.79		
System:	DETAILED TRIAL B 9/24/2018	12:01:21 PM	Page:	132	User Date:	9/24/2018	User ID:	skampsen
N Ky Water District								
3/1/2018	353,154	PMTRX00011402	Accounts Payable	3369801781	Staples Advantage	\$99.24		
3/1/2018	353,158	PMTRX00011402	Accounts Payable	499977	USA Bluebook	\$417.45		
3/1/2018	353,159	PMTRX00011402	Accounts Payable	430234 1/6	Vivial	\$630.80		
3/1/2018	353,161	RECVG00002337	Accounts Payable	RCT0000010278	Arts Rental Equipment & Supply	\$1,254.00		
3/1/2018	353,162	RECVG00002337	Accounts Payable	RCT0000010279	Electric Motor Technologies LLC	\$7,850.00		
3/1/2018	353,163	RECVG00002337	Accounts Payable	RCT0000010280	Electric Motor Technologies LLC	\$4,962.00		
3/1/2018	353,164	RECVG00002337	Accounts Payable	RCT0000010281	Hach Company	\$1,149.71		
3/1/2018	353,169	PMTRX00011403	Accounts Payable	P-7581	BL Anderson Co. Inc.	\$788.16		
3/1/2018	353,170	PMTRX00011403	Accounts Payable	56415562	Complete Recovery Services, Inc.	\$69.86		
3/1/2018	353,178	PMTRX00011403	Accounts Payable	20255998	Environmental Laboratories, Inc.	\$75.00		
3/1/2018	353,180	PMTRX00011403	Accounts Payable	9711060955	Grainger	\$232.72		
3/1/2018	353,181	PMTRX00011403	Accounts Payable	024J6834	Harrington Industrial Plastics	\$63.05		
3/1/2018	353,182	PMTRX00011403	Accounts Payable	024J6835	Harrington Industrial Plastics	\$256.02		
3/1/2018	353,183	PMTRX00011403	Accounts Payable	2267991	Ideal Supplies Inc	\$990.00		
3/1/2018	353,184	PMTRX00011403	Accounts Payable	2267908	Ideal Supplies Inc	\$120.00		
3/1/2018	353,185	PMTRX00011403	Accounts Payable	2267911	Ideal Supplies Inc	\$660.00		
3/1/2018	353,186	PMTRX00011403	Accounts Payable	2267922	Ideal Supplies Inc	\$180.00		
3/1/2018	353,187	PMTRX00011403	Accounts Payable	2267924	Ideal Supplies Inc	\$600.00		
3/1/2018	353,188	PMTRX00011403	Accounts Payable	2267960	Ideal Supplies Inc	\$335.00		
3/1/2018	353,189	PMTRX00011403	Accounts Payable	2267962	Ideal Supplies Inc	\$180.00		
3/1/2018	353,190	PMTRX00011403	Accounts Payable	2268025	Ideal Supplies Inc	\$180.00		
3/1/2018	353,191	PMTRX00011403	Accounts Payable	2267826	Ideal Supplies Inc	\$600.00		
3/1/2018	353,192	PMTRX00011403	Accounts Payable	2267856	Ideal Supplies Inc	\$289.00		

3/1/2018	353,193	PMTRX00011403	Accounts Payable	2267866	Ideal Supplies Inc	\$180.00		
3/1/2018	353,198	PMTRX00011403	Accounts Payable	740-185647	KOI Enterprises, Inc	\$9.95		
3/1/2018	353,200	PMTRX00011403	Accounts Payable	526225	Loth-The Office Experts	\$453.33		
3/1/2018	353,203	PMTRX00011403	Accounts Payable	903825	Lowe's	\$115.58		
3/1/2018	353,204	PMTRX00011403	Accounts Payable	301040007	Pridestaff Financial	\$1,411.00		
3/1/2018	353,205	PMTRX00011403	Accounts Payable	8100034728000 1/6	Sanitation District No. 1	\$173.05		
3/1/2018	353,206	PMTRX00011403	Accounts Payable	8100034727001 1/6	Sanitation District No. 1	\$25.04		
3/1/2018	353,207	PMTRX00011403	Accounts Payable	534774	Travelers	\$940.10		
3/1/2018	353,208	PMTRX00011403	Accounts Payable	38832783	Trane U.S., Inc.	\$2,808.00		
3/1/2018	353,210	PMTRX00011403	Accounts Payable	523407	Wildman Corporate Apparel	\$102.54		
3/1/2018	353,292	PMTRX00011405	Accounts Payable	47157321436 1/9	Fifth Third Bank-Visa	\$7,400.63		
3/1/2018	353,300	PMTRX00011406	Accounts Payable	26431	Brighton Truck Service	\$475.29		
3/1/2018	353,306	PMTRX00011406	Accounts Payable	D160351 03/18	Cincinnati Bell	\$1,454.49		
3/1/2018	353,307	PMTRX00011406	Accounts Payable	L164224 03/18	Cincinnati Bell	\$124.85		
3/1/2018	353,308	PMTRX00011406	Accounts Payable	1039861 1/6	Cincinnati Bell	\$36.56		
3/1/2018	353,310	PMTRX00011406	Accounts Payable	D160584 03/18	Cincinnati Bell	\$8,278.35		
3/1/2018	353,315	PMTRX00011406	Accounts Payable	4004056900	Cintas #315	\$380.27		
3/1/2018	353,318	PMTRX00011406	Accounts Payable	INV044501	Data Strategy	\$80.75		
3/1/2018	353,324	PMTRX00011406	Accounts Payable	0001414440 198985	Enquirer Media	\$3,424.31		
3/1/2018	353,345	PMTRX00011407	Accounts Payable	927281	Lowe's	\$59.59		
3/1/2018	353,346	PMTRX00011407	Accounts Payable	911303	Lowe's	\$177.39		
3/1/2018	353,353	PMTRX00011407	Accounts Payable	1001265	Mobilcomm Inc.	\$499.00		
3/1/2018	353,354	PMTRX00011407	Accounts Payable	1001274	Mobilcomm Inc.	\$464.00		
3/1/2018	353,357	PMTRX00011407	Accounts Payable	39861	Otto Printing Co	\$265.00		
3/1/2018	353,362	PMTRX00011407	Accounts Payable	2399929	RUMPK	\$10.00		
3/1/2018	353,363	PMTRX00011407	Accounts Payable	3437056038000 1/6	Sanitation District No. 1	\$109.77		
3/1/2018	353,372	PMTRX00011407	Accounts Payable	SP8456260	Thomson Reuters	\$24.00		
3/1/2018	353,376	PMTRX00011407	Accounts Payable	9802221693	Verizon Wireless	\$150.10		
3/1/2018	353,377	PMTRX00011407	Accounts Payable	9802418832	Verizon Wireless	\$8,924.35		
3/1/2018	353,378	PMTRX00011407	Accounts Payable	INV14450885	Verizon Wireless	\$2,716.72		
3/1/2018	353,393	RECVG00002338	Accounts Payable	RCT0000010287	Fortiline, Inc.	\$697.50		
3/1/2018	353,395	RECVG00002338	Accounts Payable	RCT0000010289	Viking Supply, Inc	\$2,178.05		
3/1/2018	353,398	RECVG00002338	Accounts Payable	RCT0000010292	Florence Winwater Works	\$26,033.37		
3/1/2018	353,400	RECVG00002338	Accounts Payable	RCT0000010294	Florence Winwater Works	\$135.50		
3/1/2018	353,402	RECVG00002338	Accounts Payable	RCT0000010296	Fortiline, Inc.	\$640.00		
3/1/2018	353,452	PMTRX00011410	Accounts Payable	53202	Blue Chip Express & Courier Service	\$220.00		
3/1/2018	353,467	PMTRX00011410	Accounts Payable	18737	Flaig Welding Co Inc	\$110.26		
3/1/2018	353,470	PMTRX00011410	Accounts Payable	10148	Geiler Company, The	\$1,809.97		
3/1/2018	353,471	PMTRX00011410	Accounts Payable	10147	Geiler Company, The	\$3,375.00		
3/1/2018	353,482	PMTRX00011410	Accounts Payable	3305603241	Pitney Bowes Inc.	\$765.12		
3/1/2018	353,486	PMTRX00011410	Accounts Payable	FIRE HYDRANT 1246.	SP Construction	\$111.27		
3/1/2018	353,487	PMTRX00011410	Accounts Payable	FIRE HYDRANT 1080.	SP Construction	\$84.53		
3/1/2018	353,488	PMTRX00011410	Accounts Payable	3003753695	ThyssenKrupp Elevator	\$263.46		
3/1/2018	353,649	PMTRX00011415	Accounts Payable	0001414440 198985.	Enquirer Media	\$537.13		
3/1/2018	353,677	PMTRX00011415	Accounts Payable	43692	Charles L. Korzenborn	\$530.00		
3/1/2018	353,678	PMTRX00011415	Accounts Payable	43694	Charles L. Korzenborn	\$530.00		
3/1/2018	353,679	PMTRX00011415	Accounts Payable	43695	Charles L. Korzenborn	\$530.00		
3/1/2018	353,680	PMTRX00011415	Accounts Payable	43693	Charles L. Korzenborn	\$530.00		
3/1/2018	353,681	PMTRX00011415	Accounts Payable	43686	Charles L. Korzenborn	\$530.00		
3/1/2018	353,682	PMTRX00011415	Accounts Payable	43689	Charles L. Korzenborn	\$530.00		
3/1/2018	353,683	PMTRX00011415	Accounts Payable	43690	Charles L. Korzenborn	\$530.00		
System:	DETAILED TRIAL B 9/24/2018	12:01:21 PM	Page:	133	User Date:	9/24/2018	User ID:	skampsen
N Ky Water District								
3/1/2018	353,684	PMTRX00011415	Accounts Payable	43691	Charles L. Korzenborn	\$530.00		
3/1/2018	353,685	PMTRX00011415	Accounts Payable	43684	Charles L. Korzenborn	\$530.00		
3/1/2018	353,686	PMTRX00011415	Accounts Payable	43685	Charles L. Korzenborn	\$530.00		
3/1/2018	353,687	PMTRX00011415	Accounts Payable	6742	Charles L. Korzenborn	\$530.00		
3/1/2018	353,688	PMTRX00011415	Accounts Payable	6743	Charles L. Korzenborn	\$530.00		
3/1/2018	353,689	PMTRX00011415	Accounts Payable	6745	Charles L. Korzenborn	\$530.00		

3/1/2018	353,690	PMTRX00011416	Accounts Payable	43683	Charles L. Korzenborn	\$530.00
3/1/2018	353,691	PMTRX00011416	Accounts Payable	43682	Charles L. Korzenborn	\$530.00
3/1/2018	353,692	PMTRX00011416	Accounts Payable	50529	Charles L. Korzenborn	\$530.00
3/1/2018	353,693	PMTRX00011416	Accounts Payable	43696	Charles L. Korzenborn	\$530.00
3/1/2018	353,694	PMTRX00011416	Accounts Payable	8887	Charles L. Korzenborn	\$530.00
3/1/2018	353,695	PMTRX00011416	Accounts Payable	6744	Charles L. Korzenborn	\$530.00
3/1/2018	353,699	PMTRX00011416	Accounts Payable	903477	Lowe's	\$170.90
3/1/2018	353,701	PMTRX00011416	Accounts Payable	902498	Lowe's	\$46.66
3/1/2018	353,706	PMTRX00011416	Accounts Payable	BARRY MILLER 2018	No Ky Public Works Association	\$20.00
3/1/2018	353,707	PMTRX00011416	Accounts Payable	MTG 02/08/18	No Ky Public Works Association	\$10.00
3/1/2018	353,737	PMTRX00011417	Accounts Payable	53202	Blue Chip Express & Courier Service	\$210.00
3/1/2018	353,772	PMTRX00011417	Accounts Payable	68818	Tri-State Plastics, Inc.	\$164.85
3/1/2018	353,787	RECVG00002340	Accounts Payable	RCT0000010306	General Foundries, Inc.	\$875.00
3/1/2018	354,007	PMTRX00011420	Accounts Payable	9708988374	Grainger	\$60.00
3/1/2018	354,008	PMTRX00011420	Accounts Payable	9711060948	Grainger	\$60.00
3/1/2018	354,042	PMTRX00011420	Accounts Payable	91966	Tool House Inc.	\$257.00
3/1/2018	354,059	RECVG00002341	Accounts Payable	RCT0000010317	Desert Diamond Industries, LLC	\$3,675.00
3/1/2018	354,075	PMTRX00011421	Accounts Payable	Nov-17	Frost Brown Todd LLC	\$6,563.20
3/1/2018	354,354	PMTRX00011424	Accounts Payable	11085	Dons Garage Inc	\$103.50
3/1/2018	354,358	PMTRX00011424	Accounts Payable	180255	Gleason Electric Inc	\$246.25
3/1/2018	354,362	PMTRX00011424	Accounts Payable	602855343	Hillyard Kentucky	\$738.14
3/1/2018	354,445	PMTRX00011426	Accounts Payable	INV-1574828	National Safety Council	\$305.35
3/1/2018	354,453	PMTRX00011426	Accounts Payable	SIN105623	Pacific Interpreters	\$46.40
3/1/2018	354,511	PMTRX00011427	Accounts Payable	927277	Lowe's	\$66.45
3/2/2018	352,511	PMTRX00011389	Accounts Payable	030218DEFCOMP	Kentucky State Treasurer	\$5,755.02
3/2/2018	352,512	PMTRX00011389	Accounts Payable	030218DEFLOANS	Kentucky State Treasurer	\$21.86
3/2/2018	353,055	PMTRX00011399	Accounts Payable	309255-4	Arts Rental Equipment & Supply	\$8.85
3/2/2018	353,072	PMTRX00011399	Accounts Payable	2268134	Ideal Supplies Inc	\$550.00
3/2/2018	353,073	PMTRX00011399	Accounts Payable	2268129	Ideal Supplies Inc	\$580.00
3/2/2018	353,076	PMTRX00011399	Accounts Payable	903793	Lowe's	\$19.78
3/2/2018	353,084	PMTRX00011399	Accounts Payable	416005100000 1/6	Sanitation District No. 1	\$119.45
3/2/2018	353,085	PMTRX00011399	Accounts Payable	427446100000 1/6	Sanitation District No. 1	\$22.68
3/2/2018	353,088	PMTRX00011399	Accounts Payable	CI-780736	Univar USA Inc.	\$2,781.10
3/2/2018	353,126	PMTRX00011402	Accounts Payable	63902189019 1/6	Duke Energy	\$1,589.78
3/2/2018	353,127	PMTRX00011402	Accounts Payable	86502205015 1/6	Duke Energy	\$15.59
3/2/2018	353,128	PMTRX00011402	Accounts Payable	33800283200 1/6	Duke Energy	\$656.29
3/2/2018	353,129	PMTRX00011402	Accounts Payable	39800877206 1/6	Duke Energy	\$604.12
3/2/2018	353,130	PMTRX00011402	Accounts Payable	44000883201 1/6	Duke Energy	\$149.03
3/2/2018	353,131	PMTRX00011402	Accounts Payable	75900841205 1/6	Duke Energy	\$422.14
3/2/2018	353,132	PMTRX00011402	Accounts Payable	47500467203 1/6	Duke Energy	\$1,311.83
3/2/2018	353,134	PMTRX00011402	Accounts Payable	27202174014 1/6	Duke Energy	\$2,673.67
3/2/2018	353,135	PMTRX00011402	Accounts Payable	97700845013 1/6	Duke Energy	\$14,187.84
3/2/2018	353,155	PMTRX00011402	Accounts Payable	107018693	Sumerel Tire Co., Inc., Bob	\$28.99
3/2/2018	353,196	PMTRX00011403	Accounts Payable	10830045	Jolly Plumbing	\$569.63
3/2/2018	353,197	PMTRX00011403	Accounts Payable	363935	Kemper Inc Richard G	\$97.50
3/2/2018	353,201	PMTRX00011403	Accounts Payable	925988..	Lowe's	\$29.57
3/2/2018	353,309	PMTRX00011406	Accounts Payable	2820270 1/6	Cincinnati Bell	\$67.46
3/2/2018	353,311	PMTRX00011406	Accounts Payable	6556563 1/6	Cincinnati Bell	\$166.43
3/2/2018	353,313	PMTRX00011406	Accounts Payable	4004193425	Cintas #315	\$653.94
3/2/2018	353,401	RECVG00002338	Accounts Payable	RCT0000010295	Fortiline, Inc.	\$290.00
3/2/2018	353,468	PMTRX00011410	Accounts Payable	18738	Flaig Welding Co Inc	\$35.00
3/2/2018	353,710	PMTRX00011416	Accounts Payable	INV4290666	Orr Safety Corporation	\$646.47
3/2/2018	353,727	PMTRX00011416	Accounts Payable	4023615	Thatcher Chemical of Florida Inc	\$10,608.00
3/2/2018	354,025	PMTRX00011420	Accounts Payable	INV4291575	Orr Safety Corporation	\$4.24
3/2/2018	354,472	PMTRX00011426	Accounts Payable	239553	Specialized Plumbing Parts Supply	\$118.00
3/3/2018	353,344	PMTRX00011407	Accounts Payable	910116	Lowe's	\$8.99
3/3/2018	353,368	PMTRX00011407	Accounts Payable	3370928804	Staples Advantage	\$69.28
3/3/2018	353,369	PMTRX00011407	Accounts Payable	3370929796	Staples Advantage	\$56.97
3/3/2018	353,722	PMTRX00011416	Accounts Payable	3370928800	Staples Advantage	\$113.26

3/3/2018	354,085	PMTRX00011421	Accounts Payable	27220	Waste Resource Management Inc.		\$1,078.72
3/4/2018	353,157	PMTRX00011402	Accounts Payable	1509	Butler Lawn Care & Landscaping		\$300.00
3/4/2018	353,769	PMTRX00011417	Accounts Payable	301041811	Pridestaff Financial		\$1,372.75
3/5/2018	352,799	PMCHK00007011	Accounts Payable	93465	Abco Safety	\$698.80	
3/5/2018	352,800	PMCHK00007011	Accounts Payable	93466	ACE Exterminating Co. / Dawn	\$415.35	
3/5/2018	352,801	PMCHK00007011	Accounts Payable	93467	Ace-Tex Enterprises, Inc.	\$394.45	
3/5/2018	352,802	PMCHK00007011	Accounts Payable	93468	Around the Clock Answering Service	\$733.00	
3/5/2018	352,803	PMCHK00007011	Accounts Payable	93469	Arts Rental Equipment & Supply	\$6,199.25	
3/5/2018	352,804	PMCHK00007011	Accounts Payable	93470	A & S Electric Supply, Inc.	\$267.12	
System:	DETAILED TRIAL B 9/24/2018	12:01:21 PM	Page:	134	User Date:	9/24/2018	User ID: skampsen
N Ky Water District							
3/5/2018	352,805	PMCHK00007011	Accounts Payable	93471	Ashley, John	\$85.53	
3/5/2018	352,806	PMCHK00007011	Accounts Payable	93472	Badger Meter, Inc	\$78.00	
3/5/2018	352,807	PMCHK00007011	Accounts Payable	93473	Battery Neighbor LLC	\$471.60	
3/5/2018	352,808	PMCHK00007011	Accounts Payable	93474	Bauman, Robert	\$1,100.00	
3/5/2018	352,809	PMCHK00007011	Accounts Payable	93475	Belser, Tonya	\$126.96	
3/5/2018	352,810	PMCHK00007011	Accounts Payable	93476	George E. Booth, Inc.	\$67.60	
3/5/2018	352,811	PMCHK00007011	Accounts Payable	93477	CA Advance	\$15.44	
3/5/2018	352,812	PMCHK00007011	Accounts Payable	93478	Cains Customs Inc.	\$500.00	
3/5/2018	352,813	PMCHK00007011	Accounts Payable	93479	CBTS	\$196.40	
3/5/2018	352,814	PMCHK00007011	Accounts Payable	93480	CDW Government Inc.	\$170.56	
3/5/2018	352,815	PMCHK00007011	Accounts Payable	93481	Cincinnati Bell	\$2,210.83	
3/5/2018	352,816	PMCHK00007011	Accounts Payable	93482	Cincinnati Bell	\$655.21	
3/5/2018	352,817	PMCHK00007011	Accounts Payable	93483	Cincinnati Bell Any Distance	\$115.84	
3/5/2018	352,818	PMCHK00007011	Accounts Payable	93484	Cincinnati State College	\$598.00	
3/5/2018	352,819	PMCHK00007011	Accounts Payable	93485	Consolidated Pipe & Supply Co Inc.	\$434.07	
3/5/2018	352,820	PMCHK00007011	Accounts Payable	93486	Core & Main	\$549.90	
3/5/2018	352,821	PMCHK00007011	Accounts Payable	93487	Coyle, Ron	\$114.31	
3/5/2018	352,822	PMCHK00007011	Accounts Payable	93488	Crescent Springs Hardware	\$136.55	
3/5/2018	352,823	PMCHK00007011	Accounts Payable	93489	Daniels, Amy	\$36.48	
3/5/2018	352,824	PMCHK00007011	Accounts Payable	93490	Denton, Lucinda	\$19.73	
3/5/2018	352,825	PMCHK00007011	Accounts Payable	93491	DeZurik, Inc.	\$912.00	
3/5/2018	352,826	PMCHK00007011	Accounts Payable	93492	Dons Garage Inc	\$2,522.44	
3/5/2018	352,827	PMCHK00007011	Accounts Payable	93493	Dove Data Products, Inc.	\$960.00	
3/5/2018	352,828	PMCHK00007011	Accounts Payable	93494	Duke Energy	\$25,988.80	
3/5/2018	352,829	PMCHK00007011	Accounts Payable	93495	E & H Integrated Systems	\$68.50	
3/5/2018	352,830	PMCHK00007011	Accounts Payable	93496	Enquirer Media	\$2,376.46	
3/5/2018	352,831	PMCHK00007011	Accounts Payable	93497	EyeMed	\$1,210.62	
3/5/2018	352,832	PMCHK00007011	Accounts Payable	93498	Fastenal Company	\$3,181.09	
3/5/2018	352,833	PMCHK00007011	Accounts Payable	93499	Fastech Alarms &	\$2,835.05	
3/5/2018	352,834	PMCHK00007011	Accounts Payable	93500	Federal Express	\$93.65	
3/5/2018	352,835	PMCHK00007011	Accounts Payable	93501	Field, Charlotte	\$266.23	
3/5/2018	352,836	PMCHK00007011	Accounts Payable	93502	Fisher, Jerry	\$61.19	
3/5/2018	352,837	PMCHK00007011	Accounts Payable	93503	Flaig Welding Co Inc	\$25.00	
3/5/2018	352,838	PMCHK00007011	Accounts Payable	93504	Florence Winwater Works	\$5,838.37	
3/5/2018	352,839	PMCHK00007011	Accounts Payable	93505	Fricke, Cody	\$33.07	
3/5/2018	352,840	PMCHK00007011	Accounts Payable	93506	Graybar Electric Co Inc	\$727.60	
3/5/2018	352,841	PMCHK00007011	Accounts Payable	93507	Greater Comfort Heating & Air	\$877.82	
3/5/2018	352,842	PMCHK00007011	Accounts Payable	93508	Hach Company	\$974.56	
3/5/2018	352,843	PMCHK00007011	Accounts Payable	93509	Hall's Paving & Sealing, Inc.	\$11,824.60	
3/5/2018	352,844	PMCHK00007011	Accounts Payable	93510	Hampton, David	\$131.77	
3/5/2018	352,845	PMCHK00007011	Accounts Payable	93511	HMB Inc.	\$7,387.00	
3/5/2018	352,846	PMCHK00007011	Accounts Payable	93512	Hodges, Nathan	\$2,790.00	
3/5/2018	352,847	PMCHK00007011	Accounts Payable	93513	Human Resource Profile Inc	\$150.00	
3/5/2018	352,848	PMCHK00007011	Accounts Payable	93514	Humana Dental Ins. Co.	\$1,058.40	
3/5/2018	352,849	PMCHK00007011	Accounts Payable	93515	Ideal Supplies Inc	\$290.00	
3/5/2018	352,850	PMCHK00007011	Accounts Payable	93516	Idealstor	\$656.00	
3/5/2018	352,851	PMCHK00007011	Accounts Payable	93517	Jacks Glass Inc	\$210.43	
3/5/2018	352,852	PMCHK00007011	Accounts Payable	93518	Jack Doheny Companies, Inc.	\$2,440.55	

3/5/2018	352,853	PMCHK00007011	Accounts Payable	93519	Johnson Electric Supply Co., The	\$365.59		
3/5/2018	352,854	PMCHK00007011	Accounts Payable	93520	Jolly Plumbing	\$225.00		
3/5/2018	352,855	PMCHK00007011	Accounts Payable	93521	Kemper Inc Richard G	\$12.35		
3/5/2018	352,856	PMCHK00007011	Accounts Payable	93522	Kemira Water Solutions, Inc.	\$9,995.97		
3/5/2018	352,857	PMCHK00007011	Accounts Payable	93523	KOI Enterprises, Inc	\$462.88		
3/5/2018	352,858	PMCHK00007011	Accounts Payable	93524	Kentucky Chamber of Commerce	\$135.95		
3/5/2018	352,859	PMCHK00007011	Accounts Payable	93525	K E Rose Company	\$732.70		
3/5/2018	352,860	PMCHK00007011	Accounts Payable	93526	KWWOA	\$1,080.00		
3/5/2018	352,861	PMCHK00007011	Accounts Payable	93527	LabtronX, Inc	\$637.13		
3/5/2018	352,862	PMCHK00007011	Accounts Payable	93528	Leighton, Shawn	\$15.07		
3/5/2018	352,863	PMCHK00007011	Accounts Payable	93529	Lincoln National Life Insurance Co.	\$6,752.70		
3/5/2018	352,864	PMCHK00007011	Accounts Payable	93530	Lowe's	\$1,628.31		
3/5/2018	352,865	PMCHK00007011	Accounts Payable	93531	Lukacevic, Cynthia	\$126.68		
3/5/2018	352,866	PMCHK00007011	Accounts Payable	93532	Lykins Oil Company	\$4,735.20		
3/5/2018	352,867	PMCHK00007011	Accounts Payable	93533	Lynn, Jamie	\$40.38		
3/5/2018	352,868	PMCHK00007011	Accounts Payable	93534	Matheson Tri-Gas, Inc.	\$1,149.00		
3/5/2018	352,869	PMCHK00007011	Accounts Payable	93535	Merman, Eric	\$126.22		
3/5/2018	352,870	PMCHK00007011	Accounts Payable	93536	Midwest Bottle Gas Dist. Inc	\$1,068.23		
3/5/2018	352,871	PMCHK00007011	Accounts Payable	93537	OFFICETEAM, Specialized Admin. Staffing	\$798.00		
3/5/2018	352,872	PMCHK00007011	Accounts Payable	93538	Ohio Valley Gasket	\$43.33		
3/5/2018	352,873	PMCHK00007011	Accounts Payable	93539	Ooten, Tina	\$75.09		
3/5/2018	352,874	PMCHK00007011	Accounts Payable	93540	O'Reilly Auto Parts	\$16.35		
3/5/2018	352,875	PMCHK00007011	Accounts Payable	93541	Orr Safety Corporation	\$3,399.33		
3/5/2018	352,876	PMCHK00007011	Accounts Payable	93542	Owen Electric Cooperative Inc	\$382.51		
3/5/2018	352,877	PMCHK00007011	Accounts Payable	93543	Pacific Interpreters	\$24.65		
3/5/2018	352,878	PMCHK00007011	Accounts Payable	93544	Colleen Medert-Petty Cash	\$71.68		
System:	DETAILED TRIAL B 9/24/2018	12:01:21 PM	Page:	135	User Date:	9/24/2018	User ID:	skampsen
N Ky Water District								
3/5/2018	352,879	PMCHK00007011	Accounts Payable	93545	Planning & Development Service of Kenton Cou	\$3,851.66		
3/5/2018	352,880	PMCHK00007011	Accounts Payable	93546	Powell, Kimberly	\$77.98		
3/5/2018	352,881	PMCHK00007011	Accounts Payable	93547	Pridestaff Financial	\$2,368.78		
3/5/2018	352,882	PMCHK00007011	Accounts Payable	93548	Randy's Rugged Wear	\$2,469.35		
3/5/2018	352,883	PMCHK00007011	Accounts Payable	93549	Red Wing Shoes	\$127.49		
3/5/2018	352,884	PMCHK00007011	Accounts Payable	93550	Richie Trucking	\$1,625.00		
3/5/2018	352,885	PMCHK00007011	Accounts Payable	93551	R & M Welding Products Inc	\$76.98		
3/5/2018	352,886	PMCHK00007011	Accounts Payable	93552	RUMPKE	\$120.00		
3/5/2018	352,887	PMCHK00007011	Accounts Payable	93553	Safety Shoe Distributors	\$130.99		
3/5/2018	352,888	PMCHK00007011	Accounts Payable	93554	Sanitation District No. 1	\$2,610.14		
3/5/2018	352,889	PMCHK00007011	Accounts Payable	93555	Sanitation District No. 1	\$15.62		
3/5/2018	352,890	PMCHK00007011	Accounts Payable	93556	Jeff Schuchter	\$129.21		
3/5/2018	352,891	PMCHK00007011	Accounts Payable	93557	Seal Analytical, Inc.	\$665.00		
3/5/2018	352,892	PMCHK00007011	Accounts Payable	93558	Simpson, Lori	\$51.36		
3/5/2018	352,893	PMCHK00007011	Accounts Payable	93559	Southern States	\$19.55		
3/5/2018	352,894	PMCHK00007011	Accounts Payable	93560	Specialized Plumbing Parts Supply	\$9.90		
3/5/2018	352,895	PMCHK00007011	Accounts Payable	93561	Spencer Dustin	\$51.85		
3/5/2018	352,896	PMCHK00007011	Accounts Payable	93562	Spring Grove Sheet Metal	\$3,106.00		
3/5/2018	352,897	PMCHK00007011	Accounts Payable	93563	Staples Advantage	\$140.88		
3/5/2018	352,898	PMCHK00007011	Accounts Payable	93564	Staley, Gerald	\$587.37		
3/5/2018	352,899	PMCHK00007011	Accounts Payable	93565	Sumerel Tire Co., Inc., Bob	\$98.97		
3/5/2018	352,900	PMCHK00007011	Accounts Payable	93566	Time Warner Cable	\$248.26		
3/5/2018	352,901	PMCHK00007011	Accounts Payable	93567	TrinSoft, LLC	\$1,147.50		
3/5/2018	352,902	PMCHK00007011	Accounts Payable	93568	Truck and Trailer Supply	\$18.96		
3/5/2018	352,903	PMCHK00007011	Accounts Payable	93569	Univar USA Inc.	\$5,386.22		
3/5/2018	352,904	PMCHK00007011	Accounts Payable	93570	United Healthcare Insurance	\$5.90		
3/5/2018	352,905	PMCHK00007011	Accounts Payable	93571	USA Bluebook	\$561.06		
3/5/2018	352,906	PMCHK00007011	Accounts Payable	93572	USALCO	\$5,713.56		
3/5/2018	352,907	PMCHK00007011	Accounts Payable	93573	Victory Janitorial Service, Inc.	\$555.00		
3/5/2018	352,908	PMCHK00007011	Accounts Payable	93574	Viking Supply, Inc	\$2,533.50		
3/5/2018	352,909	PMCHK00007011	Accounts Payable	93575	Werner, Jennifer	\$88.89		

3/5/2018	352,910	PMCHK00007011	Accounts Payable	93576	Wex Bank	\$13,056.80		
3/5/2018	352,911	PMCHK00007011	Accounts Payable	93577	Wilder Winnelson	\$226.31		
3/5/2018	352,912	PMCHK00007011	Accounts Payable	93578	Wildman Corporate Apparel	\$724.77		
3/5/2018	352,913	PMCHK00007011	Accounts Payable	93579	Xylem	\$3.68		
3/5/2018	353,077	PMTRX00011399	Accounts Payable	910607	Lowe's	\$16.86		
3/5/2018	353,083	PMTRX00011399	Accounts Payable	1530321	Restek Corporation	\$1,224.70		
3/5/2018	353,090	PMTRX00011399	Accounts Payable	1262156	USALCO	\$5,862.24		
3/5/2018	353,137	PMTRX00011402	Accounts Payable	16374	Greko Supply Company	\$309.50		
3/5/2018	353,143	PMTRX00011402	Accounts Payable	740-186373	KOI Enterprises, Inc	\$10.27		
3/5/2018	353,171	PMTRX00011403	Accounts Payable	69402048026 1/6	Duke Energy	\$2,141.70		
3/5/2018	353,172	PMTRX00011403	Accounts Payable	50100466217 1/6	Duke Energy	\$190.93		
3/5/2018	353,173	PMTRX00011403	Accounts Payable	11102202017 1/6	Duke Energy	\$10.08		
3/5/2018	353,174	PMTRX00011403	Accounts Payable	26800465213 1/6	Duke Energy	\$50.35		
3/5/2018	353,175	PMTRX00011403	Accounts Payable	55403649014 1/6	Duke Energy	\$11.02		
3/5/2018	353,176	PMTRX00011403	Accounts Payable	33400067207 1/6	Duke Energy	\$97.32		
3/5/2018	353,177	PMTRX00011403	Accounts Payable	89500806010 1/6	Duke Energy	\$24,728.87		
3/5/2018	353,199	PMTRX00011403	Accounts Payable	REFUND CREDIT 03/18	Kiger, Michael	\$3.81		
3/5/2018	353,209	PMTRX00011403	Accounts Payable	SRV019921	TrinSoft, LLC	\$170.00		
3/5/2018	353,329	PMTRX00011406	Accounts Payable	2268175	Ideal Supplies Inc	\$550.00		
3/5/2018	353,330	PMTRX00011406	Accounts Payable	2268184	Ideal Supplies Inc	\$165.00		
3/5/2018	353,331	PMTRX00011406	Accounts Payable	2268185	Ideal Supplies Inc	\$110.00		
3/5/2018	353,361	PMTRX00011407	Accounts Payable	30118	Randy's Rugged Wear	\$1,847.96		
3/5/2018	353,396	RECVG00002338	Accounts Payable	RCT0000010290	Viking Supply, Inc	\$1,965.00		
3/5/2018	353,650	PMTRX00011415	Accounts Payable	854976	Environmental Resource Assoc	\$438.78		
3/5/2018	353,780	RECVG00002340	Accounts Payable	RCT0000010299	Clear Edge Filtration	\$2,858.23		
3/5/2018	353,785	RECVG00002340	Accounts Payable	RCT0000010304	Seal Analytical, Inc.	\$4,295.00		
3/5/2018	354,412	PMTRX00011425	Accounts Payable	6530656	Fisher Scientific	\$540.90		
3/5/2018	354,435	PMTRX00011426	Accounts Payable	952577	Lowe's	\$116.28		
3/5/2018	354,503	PMTRX00011427	Accounts Payable	18-0435	Greater Comfort Heating & Air	\$2,513.20		
3/6/2018	352,972	PMTRX00011397	Accounts Payable	030918DEFCOMP	Kentucky State Treasurer	\$5,773.52		
3/6/2018	352,973	PMTRX00011397	Accounts Payable	030918DEFLOANS	Kentucky State Treasurer	\$21.86		
3/6/2018	352,979	PMCHK00007012	Accounts Payable	93580	Kentucky State Treasurer	\$5,795.38		
3/6/2018	353,056	PMTRX00011399	Accounts Payable	310579-4	Arts Rental Equipment & Supply	\$34.90		
3/6/2018	353,079	PMTRX00011399	Accounts Payable	A. MATTINGLY 2018	Northern KY Bar Association	\$185.00		
3/6/2018	353,112	PMTRX00011402	Accounts Payable	294299A-4	Arts Rental Equipment & Supply	\$480.00		
3/6/2018	353,113	PMTRX00011402	Accounts Payable	294978A-3	Arts Rental Equipment & Supply	\$480.00		
3/6/2018	353,151	PMTRX00011402	Accounts Payable	17180048	Matheson Tri-Gas, Inc.	\$1,149.79		
3/6/2018	353,153	PMTRX00011402	Accounts Payable	2405890	RUMPKE	\$84.89		
3/6/2018	353,179	PMTRX00011403	Accounts Payable	9718452320	Grainger	\$143.28		
3/6/2018	353,202	PMTRX00011403	Accounts Payable	925435	Lowe's	\$56.29		
3/6/2018	353,293	PMTRX00011405	Accounts Payable	MILEAGE 03/18	Garrard, John	\$126.99		
3/6/2018	353,303	PMTRX00011406	Accounts Payable	1514	Butler Lawn Care & Landscaping	\$300.00		
3/6/2018	353,323	PMTRX00011406	Accounts Payable	2200252201 1/6	Duke Energy	\$87.07		
System:	DETAILED TRIAL B 9/24/2018	12:01:21 PM	Page:	136	User Date:	9/24/2018	User ID:	skampsen
N Ky Water District								
3/6/2018	353,326	PMTRX00011406	Accounts Payable	UNIFORMS 03/18	Genter, Devin	\$65.70		
3/6/2018	353,327	PMTRX00011406	Accounts Payable	2268218	Ideal Supplies Inc	\$550.00		
3/6/2018	353,328	PMTRX00011406	Accounts Payable	2268212	Ideal Supplies Inc	\$540.00		
3/6/2018	353,352	PMTRX00011407	Accounts Payable	E05005ICU	Microsoft	\$174.64		
3/6/2018	353,356	PMTRX00011407	Accounts Payable	50415559	OFFICETEAM, Specialized Admin. Staffing	\$798.00		
3/6/2018	353,358	PMTRX00011407	Accounts Payable	5121003 1/6	Owen Electric Cooperative Inc	\$11,621.72		
3/6/2018	353,359	PMTRX00011407	Accounts Payable	5121005 1/6	Owen Electric Cooperative Inc	\$788.43		
3/6/2018	353,390	RECVG00002338	Accounts Payable	RCT0000010284	Core & Main	\$8,371.80		
3/6/2018	353,472	PMTRX00011410	Accounts Payable	9719154297	Grainger	\$488.23		
3/6/2018	353,490	PMTRX00011410	Accounts Payable	71474	Vertical Systems Elevator	\$59.00		
3/6/2018	353,651	PMTRX00011415	Accounts Payable	6804926	Fisher Scientific	\$1,449.60		
3/6/2018	353,711	PMTRX00011416	Accounts Payable	INV4295048	Orr Safety Corporation	\$285.82		
3/6/2018	353,717	PMTRX00011416	Accounts Payable	1530888	Restek Corporation	\$317.75		
3/6/2018	353,728	PMTRX00011416	Accounts Payable	9020786900	Thermo Electron NA LLC	\$760.20		

3/6/2018	353,774	PMTRX00011417	Accounts Payable	509637	USA Bluebook		\$170.43
3/6/2018	353,786	RECVG00002340	Accounts Payable	RCT0000010305	Viking Supply, Inc		\$84.00
3/6/2018	354,026	PMTRX00011420	Accounts Payable	INV4294066	Orr Safety Corporation		\$8.48
3/6/2018	354,353	PMTRX00011424	Accounts Payable	11137	Dons Garage Inc		\$536.03
3/6/2018	354,502	PMTRX00011427	Accounts Payable	18-0436	Greater Comfort Heating & Air		\$725.13
3/7/2018	353,078	PMTRX00011399	Accounts Payable	50596	Marston Technical Service Inc.		\$13.83
3/7/2018	353,145	PMTRX00011402	Accounts Payable	2451051	Lykins Oil Company		\$990.74
3/7/2018	353,146	PMTRX00011402	Accounts Payable	2451049	Lykins Oil Company		\$1,215.35
3/7/2018	353,156	PMTRX00011402	Accounts Payable	CI-781196	Univar USA Inc.		\$897.60
3/7/2018	353,312	PMTRX00011406	Accounts Payable	4004288138	Cintas #315		\$569.29
3/7/2018	353,321	PMTRX00011406	Accounts Payable	53503889010 1/6	Duke Energy		\$707.18
3/7/2018	353,322	PMTRX00011406	Accounts Payable	96300067201 1/6	Duke Energy		\$107.76
3/7/2018	353,332	PMTRX00011406	Accounts Payable	2268241	Ideal Supplies Inc		\$264.00
3/7/2018	353,333	PMTRX00011406	Accounts Payable	2268243	Ideal Supplies Inc		\$610.00
3/7/2018	353,334	PMTRX00011406	Accounts Payable	2268250	Ideal Supplies Inc		\$165.00
3/7/2018	353,335	PMTRX00011406	Accounts Payable	2268252	Ideal Supplies Inc		\$495.00
3/7/2018	353,364	PMTRX00011407	Accounts Payable	18-0205	Security Fence Group, Inc.		\$270.00
3/7/2018	353,365	PMTRX00011407	Accounts Payable	18-01221	Security Fence Group, Inc.		\$378.00
3/7/2018	353,389	RECVG00002338	Accounts Payable	RCT0000010283	Core & Main		\$6,530.00
3/7/2018	353,391	RECVG00002338	Accounts Payable	RCT0000010285	Core & Main		\$1,892.52
3/7/2018	353,394	RECVG00002338	Accounts Payable	RCT0000010288	Pollard Water		\$2,309.07
3/7/2018	353,453	PMTRX00011410	Accounts Payable	49955	Bray Truck & Parts		\$847.81
3/7/2018	353,479	PMTRX00011410	Accounts Payable	383930	Minuteman/Design Press		\$325.00
3/7/2018	353,480	PMTRX00011410	Accounts Payable	18082	Next Gen Cabling, Inc.		\$354.82
3/7/2018	353,481	PMTRX00011410	Accounts Payable	18083	Next Gen Cabling, Inc.		\$284.55
3/7/2018	353,489	PMTRX00011410	Accounts Payable	352647283	US Bank Equipment Finance		\$1,708.56
3/7/2018	353,781	RECVG00002340	Accounts Payable	RCT0000010300	Grainger		\$2,100.26
3/7/2018	354,065	RECVG00002341	Accounts Payable	RCT0000010323	Next Gen Cabling, Inc.		\$2,030.01
3/7/2018	354,504	PMTRX00011427	Accounts Payable	18-0588	Greater Comfort Heating & Air		\$210.00
3/8/2018	353,050	PMVPY00001067	Accounts Payable	93511	HMB Inc.		\$7,387.00
3/8/2018	353,051	PMVVR00001370	Accounts Payable	27923	HMB Inc.	\$7,387.00	
3/8/2018	353,194	PMTRX00011403	Accounts Payable	943641	Janell Inc.		\$17.50
3/8/2018	353,195	PMTRX00011403	Accounts Payable	943642	Janell Inc.		\$67.00
3/8/2018	353,297	PMTRX00011406	Accounts Payable	662642	A & S Electric Supply, Inc.		\$116.45
3/8/2018	353,301	PMTRX00011406	Accounts Payable	49963	Bray Truck & Parts		\$406.72
3/8/2018	353,302	PMTRX00011406	Accounts Payable	49965	Bray Truck & Parts		\$791.99
3/8/2018	353,304	PMTRX00011406	Accounts Payable	LZH7228	CDW Government Inc.		\$239.20
3/8/2018	353,316	PMTRX00011406	Accounts Payable	2364	Climaxx Motorsports		\$629.49
3/8/2018	353,317	PMTRX00011406	Accounts Payable	243484	Crescent Springs Hardware		\$53.95
3/8/2018	353,320	PMTRX00011406	Accounts Payable	89000846202 1/6	Duke Energy		\$11.01
3/8/2018	353,325	PMTRX00011406	Accounts Payable	7183333	Fisher Scientific		\$289.09
3/8/2018	353,370	PMTRX00011407	Accounts Payable	107018809	Sumerel Tire Co., Inc., Bob		\$133.23
3/8/2018	353,371	PMTRX00011407	Accounts Payable	107018808	Sumerel Tire Co., Inc., Bob		\$800.99
3/8/2018	353,375	PMTRX00011407	Accounts Payable	C0045070093	United Healthcare Insurance		\$284,595.94
3/8/2018	353,380	PMTRX00011407	Accounts Payable	525136	Wildman Corporate Apparel		\$107.00
3/8/2018	353,454	PMTRX00011410	Accounts Payable	LZG5348	CDW Government Inc.		\$96.03
3/8/2018	353,614	PMTRX00011412	Accounts Payable	4260425 1/6	Cincinnati Bell		\$129.38
3/8/2018	353,653	PMTRX00011415	Accounts Payable	413945	Hall's Paving & Sealing, Inc.		\$8,291.42
3/8/2018	353,672	PMTRX00011415	Accounts Payable	2268266	Ideal Supplies Inc		\$105.00
3/8/2018	353,673	PMTRX00011415	Accounts Payable	2268261	Ideal Supplies Inc		\$165.00
3/8/2018	353,754	PMTRX00011417	Accounts Payable	7183332	Fisher Scientific		\$634.68
3/8/2018	354,437	PMTRX00011426	Accounts Payable	925738	Lowe's		\$31.59
3/8/2018	354,490	PMTRX00011426	Accounts Payable	71650	Vertical Systems Elevator		\$369.63
3/9/2018	353,111	PMTRX00011402	Accounts Payable	510HI9009927	Arc Document Solutions, LLC		\$97.64
3/9/2018	353,166	PMVPY00001068	Accounts Payable	93264	Polston, Derick		\$39.86
3/9/2018	353,167	PMVVR00001371	Accounts Payable	REFUND CREDIT 01/18.	Polston, Derick	\$39.86	
3/9/2018	353,168	PMTRX00011403	Accounts Payable	8031580	BestOne, Tire & Service of Mid America, Inc.		\$238.89
3/9/2018	353,305	PMTRX00011406	Accounts Payable	LZM6699	CDW Government Inc.		\$609.50
3/9/2018	353,314	PMTRX00011406	Accounts Payable	4004344391	Cintas #315		\$554.45

3/9/2018	353,319	PMTRX00011406	Accounts Payable	11191	Dons Garage Inc		\$760.72
System:	DETAILED TRIAL B 9/24/2018		12:01:21 PM	Page:	137	User Date:	9/24/2018
						User ID:	skampsen
N Ky Water District							
3/9/2018	353,336	PMTRX00011406	Accounts Payable	9017582360	Kemira Water Solutions, Inc.		\$5,145.70
3/9/2018	353,350	PMTRX00011407	Accounts Payable	910449	Lowe's		\$38.17
3/9/2018	353,351	PMTRX00011407	Accounts Payable	2414654	Lykins Oil Company		\$624.96
3/9/2018	353,355	PMTRX00011407	Accounts Payable	155185	NetGain Technologies		\$100.00
3/9/2018	353,373	PMTRX00011407	Accounts Payable	CI-781597	Univar USA Inc.		\$2,778.02
3/9/2018	353,374	PMTRX00011407	Accounts Payable	CI-781583	Univar USA Inc.		\$5,989.78
3/9/2018	353,392	RECVG00002338	Accounts Payable	RCT0000010286	Florence Winwater Works		\$1,053.75
3/9/2018	353,397	RECVG00002338	Accounts Payable	RCT0000010291	Florence Winwater Works		\$1,200.46
3/9/2018	353,399	RECVG00002338	Accounts Payable	RCT0000010293	Florence Winwater Works		\$2,724.00
3/9/2018	353,455	PMTRX00011410	Accounts Payable	37603707010 1/6	Duke Energy		\$7.55
3/9/2018	353,456	PMTRX00011410	Accounts Payable	32203867017 1/6	Duke Energy		\$8.34
3/9/2018	353,457	PMTRX00011410	Accounts Payable	60702113019 1/6	Duke Energy		\$4,287.33
3/9/2018	353,458	PMTRX00011410	Accounts Payable	33803662016 1/6	Duke Energy		\$765.41
3/9/2018	353,459	PMTRX00011410	Accounts Payable	57603707011 1/6	Duke Energy		\$10.72
3/9/2018	353,460	PMTRX00011410	Accounts Payable	36800736026 1/6	Duke Energy		\$7,050.50
3/9/2018	353,461	PMTRX00011410	Accounts Payable	24002180010 1/6	Duke Energy		\$62.53
3/9/2018	353,462	PMTRX00011410	Accounts Payable	31902189010 1/6	Duke Energy		\$7,965.54
3/9/2018	353,463	PMTRX00011410	Accounts Payable	40502120028 1/6	Duke Energy		\$1,505.29
3/9/2018	353,464	PMTRX00011410	Accounts Payable	95603661010 1/6	Duke Energy		\$9.97
3/9/2018	353,465	PMTRX00011410	Accounts Payable	36100729029 1/6	Duke Energy		\$14,558.00
3/9/2018	353,466	PMTRX00011410	Accounts Payable	38200284213 1/6	Duke Energy		\$917.09
3/9/2018	353,469	PMTRX00011410	Accounts Payable	PARKING-SAF CONF.	Garrard, John		\$36.00
3/9/2018	353,476	PMTRX00011410	Accounts Payable	927286	Lowe's		\$26.79
3/9/2018	353,477	PMTRX00011410	Accounts Payable	927216..	Lowe's		\$16.69
3/9/2018	353,671	PMTRX00011415	Accounts Payable	2268286	Ideal Supplies Inc		\$220.00
3/9/2018	353,792	RECVG00002340	Accounts Payable	RCT0000010311	Florence Winwater Works		\$191.88
3/9/2018	353,793	RECVG00002340	Accounts Payable	RCT0000010312	Florence Winwater Works		\$4,695.22
3/9/2018	354,510	PMTRX00011427	Accounts Payable	927302	Lowe's		\$41.72
3/10/2018	353,597	PMTRX00011412	Accounts Payable	2616778 1/6	Cincinnati Bell		\$65.84
3/10/2018	353,598	PMTRX00011412	Accounts Payable	2615788 1/6	Cincinnati Bell		\$65.84
3/10/2018	353,599	PMTRX00011412	Accounts Payable	2611750 1/6	Cincinnati Bell		\$67.76
3/10/2018	353,600	PMTRX00011412	Accounts Payable	4310282 1/6	Cincinnati Bell		\$298.37
3/10/2018	353,601	PMTRX00011412	Accounts Payable	5724798 1/6	Cincinnati Bell		\$272.76
3/10/2018	353,721	PMTRX00011416	Accounts Payable	3371624632	Staples Advantage		\$87.44
3/10/2018	353,723	PMTRX00011416	Accounts Payable	3371624630	Staples Advantage		\$61.33
3/10/2018	353,735	PMTRX00011417	Accounts Payable	20737465	Aramark		\$46.00
3/10/2018	353,736	PMTRX00011417	Accounts Payable	Jan-18	Becknell-Coghill Inc		\$11,202.50
3/10/2018	353,791	RECVG00002340	Accounts Payable	RCT0000010310	Fortiline, Inc.		\$247.20
3/10/2018	354,086	PMTRX00011421	Accounts Payable	27222	Waste Resource Management Inc.		\$1,171.52
3/12/2018	353,214	PMCHK00007015	Accounts Payable	93581	AccuStandard, Inc.	\$944.53	
3/12/2018	353,215	PMCHK00007015	Accounts Payable	93582	American Red Cross	\$27.00	
3/12/2018	353,216	PMCHK00007015	Accounts Payable	93583	Arc Document Solutions, LLC	\$97.64	
3/12/2018	353,217	PMCHK00007015	Accounts Payable	93584	Arts Rental Equipment & Supply	\$2,257.75	
3/12/2018	353,218	PMCHK00007015	Accounts Payable	93585	Badger Meter, Inc	\$78.00	
3/12/2018	353,219	PMCHK00007015	Accounts Payable	93586	BestOne, Tire & Service of Mid America, Inc.	\$238.89	
3/12/2018	353,220	PMCHK00007015	Accounts Payable	93587	Best Way Disposal	\$733.24	
3/12/2018	353,221	PMCHK00007015	Accounts Payable	93588	BL Anderson Co. Inc.	\$788.16	
3/12/2018	353,222	PMCHK00007015	Accounts Payable	93589	Boone-Kenton Lumber Supply Co.	\$53.00	
3/12/2018	353,223	PMCHK00007015	Accounts Payable	93590	Bray Trucking Inc.	\$4,635.47	
3/12/2018	353,224	PMCHK00007015	Accounts Payable	93591	Bray Truck & Parts	\$2,678.26	
3/12/2018	353,225	PMCHK00007015	Accounts Payable	93592	Butler Lawn Care & Landscaping	\$300.00	
3/12/2018	353,226	PMCHK00007015	Accounts Payable	93593	Cincinnati Bell	\$1,671.53	
3/12/2018	353,227	PMCHK00007015	Accounts Payable	93594	Complete Recovery Services, Inc.	\$69.86	
3/12/2018	353,228	PMCHK00007015	Accounts Payable	93595	Crescent Springs Hardware	\$434.81	
3/12/2018	353,229	PMCHK00007015	Accounts Payable	93596	Duke Energy	\$63,810.79	
3/12/2018	353,230	PMCHK00007015	Accounts Payable	93597	Electric Motor Technologies LLC	\$12,812.00	



3/12/2018	353,231	PMCHK00007015	Accounts Payable	93598	Environmental Laboratories, Inc.	\$75.00	
3/12/2018	353,232	PMCHK00007015	Accounts Payable	93599	Fisher Scientific	\$719.56	
3/12/2018	353,233	PMCHK00007015	Accounts Payable	93600	Grainger	\$376.00	
3/12/2018	353,234	PMCHK00007015	Accounts Payable	93601	Greko Supply Company	\$309.50	
3/12/2018	353,235	PMCHK00007015	Accounts Payable	93602	Hach Company	\$1,149.71	
3/12/2018	353,236	PMCHK00007015	Accounts Payable	93603	Hall's Paving & Sealing, Inc.	\$3,024.99	
3/12/2018	353,237	PMCHK00007015	Accounts Payable	93604	Harrington Industrial Plastics	\$319.07	
3/12/2018	353,238	PMCHK00007015	Accounts Payable	93605	HMB Inc.	\$7,387.00	
3/12/2018	353,239	PMCHK00007015	Accounts Payable	93606	Ideal Supplies Inc	\$5,444.00	
3/12/2018	353,240	PMCHK00007015	Accounts Payable	93607	Jacks Glass Inc	\$265.20	
3/12/2018	353,241	PMCHK00007015	Accounts Payable	93608	Janell Inc.	\$84.50	
3/12/2018	353,242	PMCHK00007015	Accounts Payable	93609	Johnson Electric Supply Co., The	\$145.69	
3/12/2018	353,243	PMCHK00007015	Accounts Payable	93610	Jolly Plumbing	\$569.63	
3/12/2018	353,244	PMCHK00007015	Accounts Payable	93611	Kemper Inc Richard G	\$97.50	
3/12/2018	353,245	PMCHK00007015	Accounts Payable	93612	KEMI	\$4,814.96	
3/12/2018	353,246	PMCHK00007015	Accounts Payable	93613	Kemira Water Solutions, Inc.	\$4,811.31	
3/12/2018	353,247	PMCHK00007015	Accounts Payable	93614	KOI Enterprises, Inc	\$162.57	
3/12/2018	353,248	PMCHK00007015	Accounts Payable	93615	Kiger, Michael	\$3.81	
System:	DETAILED TRIAL B 9/24/2018	12:01:21 PM	Page:	138	User Date:	9/24/2018	User ID: skampsen
N Ky Water District							
3/12/2018	353,249	PMCHK00007015	Accounts Payable	93616	Literature Fulfillment Services	\$15,755.42	
3/12/2018	353,250	PMCHK00007015	Accounts Payable	93617	Loth-The Office Experts	\$453.33	
3/12/2018	353,251	PMCHK00007015	Accounts Payable	93618	Lowe's	\$238.08	
3/12/2018	353,252	PMCHK00007015	Accounts Payable	93619	Lykins Oil Company	\$12,546.65	
3/12/2018	353,253	PMCHK00007015	Accounts Payable	93620	Mailender Inc.	\$335.35	
3/12/2018	353,254	PMCHK00007015	Accounts Payable	93621	Marston Technical Service Inc.	\$13.83	
3/12/2018	353,255	PMCHK00007015	Accounts Payable	93622	Mark's Garage	\$972.79	
3/12/2018	353,256	PMCHK00007015	Accounts Payable	93623	Matheson Tri-Gas, Inc.	\$1,149.79	
3/12/2018	353,257	PMCHK00007015	Accounts Payable	93624	Northern KY Bar Association	\$185.00	
3/12/2018	353,258	PMCHK00007015	Accounts Payable	93625	O'Reilly Auto Parts	\$19.09	
3/12/2018	353,259	PMCHK00007015	Accounts Payable	93626	Pension Corporation of America	\$6,021.90	
3/12/2018	353,260	PMCHK00007015	Accounts Payable	93627	Plant Trolley, Inc., The	\$177.12	
3/12/2018	353,261	PMCHK00007015	Accounts Payable	93628	Pridestaff Financial	\$1,411.00	
3/12/2018	353,263	PMCHK00007015	Accounts Payable	93630	Restek Corporation	\$1,224.70	
3/12/2018	353,264	PMCHK00007015	Accounts Payable	93631	R & M Welding Products Inc	\$265.79	
3/12/2018	353,265	PMCHK00007015	Accounts Payable	93632	RNK Environmental Inc	\$292.00	
3/12/2018	353,266	PMCHK00007015	Accounts Payable	93633	RUMPKE	\$84.89	
3/12/2018	353,267	PMCHK00007015	Accounts Payable	93634	Sanitation District No. 1	\$340.22	
3/12/2018	353,268	PMCHK00007015	Accounts Payable	93635	Staples Advantage	\$209.66	
3/12/2018	353,269	PMCHK00007015	Accounts Payable	93636	Sumerel Tire Co., Inc., Bob	\$1,545.69	
3/12/2018	353,270	PMCHK00007015	Accounts Payable	93637	Tate Builders Supply, LLC	\$362.00	
3/12/2018	353,271	PMCHK00007015	Accounts Payable	93638	Travelers	\$940.10	
3/12/2018	353,272	PMCHK00007015	Accounts Payable	93639	Trane U.S., Inc.	\$2,808.00	
3/12/2018	353,273	PMCHK00007015	Accounts Payable	93640	TrinSoft, LLC	\$170.00	
3/12/2018	353,274	PMCHK00007015	Accounts Payable	93641	Univar USA Inc.	\$10,265.69	
3/12/2018	353,275	PMCHK00007015	Accounts Payable	93642	USA Bluebook	\$417.45	
3/12/2018	353,276	PMCHK00007015	Accounts Payable	93643	USALCO	\$5,862.24	
3/12/2018	353,277	PMCHK00007015	Accounts Payable	93644	Vivial	\$630.80	
3/12/2018	353,278	PMCHK00007015	Accounts Payable	93645	Waste Resource Management Inc.	\$2,492.80	
3/12/2018	353,279	PMCHK00007015	Accounts Payable	93646	Wildman Corporate Apparel	\$666.48	
3/12/2018	353,280	PMTRX00011404	Accounts Payable	031618DEFCOMP	Kentucky State Treasurer		\$5,733.49
3/12/2018	353,281	PMTRX00011404	Accounts Payable	031618DEFLOANS	Kentucky State Treasurer		\$21.86
3/12/2018	353,282	PMCHK00007016	Accounts Payable	93647	Kentucky State Treasurer	\$5,755.35	
3/12/2018	353,298	PMTRX00011406	Accounts Payable	REFUND CREDIT 03/18	Barzee, Edward		\$680.16
3/12/2018	353,299	PMTRX00011406	Accounts Payable	EVENT 3/26/18	Be Creative Catering		\$1,583.50
3/12/2018	353,349	PMTRX00011407	Accounts Payable	927725	Lowe's		\$33.90
3/12/2018	353,360	PMTRX00011407	Accounts Payable	DK-401573	Project Resources Group, Inc.		\$2,921.72
3/12/2018	353,366	PMTRX00011407	Accounts Payable	A200765	Southern States		\$177.00
3/12/2018	353,367	PMTRX00011407	Accounts Payable	239861	Specialized Plumbing Parts Supply		\$53.29

3/12/2018	353,379	PMTRX00011407	Accounts Payable	525898	Wildman Corporate Apparel		\$102.58	
3/12/2018	353,475	PMTRX00011410	Accounts Payable	925250	Lowe's		\$50.34	
3/12/2018	353,483	PMTRX00011410	Accounts Payable	3209120500000 1/6	Sanitation District No. 1		\$15.12	
3/12/2018	353,484	PMTRX00011410	Accounts Payable	3276030500000 1/6	Sanitation District No. 1		\$15.12	
3/12/2018	353,485	PMTRX00011410	Accounts Payable	3244550009000 1/6	Sanitation District No. 1		\$108.86	
3/12/2018	353,620	PMTRX00011412	Accounts Payable	11197	Dons Garage Inc		\$509.71	
3/12/2018	353,640	PMTRX00011415	Accounts Payable	8200284217 1/6	Duke Energy		\$904.50	
3/12/2018	353,641	PMTRX00011415	Accounts Payable	20102202016 1/6	Duke Energy		\$10.11	
3/12/2018	353,667	PMTRX00011415	Accounts Payable	2268357	Ideal Supplies Inc		\$308.75	
3/12/2018	353,709	PMTRX00011416	Accounts Payable	5175-122754	O'Reilly Auto Parts		\$20.48	
3/12/2018	353,729	PMTRX00011416	Accounts Payable	9020788538	Thermo Electron NA LLC		\$1,566.07	
3/12/2018	353,731	PMTRX00011416	Accounts Payable	SRV019966	TrinSoft, LLC		\$255.00	
3/12/2018	353,758	PMTRX00011417	Accounts Payable	9302951140	Graybar Electric Co Inc		\$947.00	
3/12/2018	353,782	RECVG00002340	Accounts Payable	RCT0000010301	Layne Christensen Company		\$19,044.00	
3/12/2018	353,783	RECVG00002340	Accounts Payable	RCT0000010302	Hach Company		\$1,149.71	
3/12/2018	354,020	PMTRX00011420	Accounts Payable	1711915	Key Blue Prints Inc.		\$778.00	
3/12/2018	354,157	PMTRX00011422	Accounts Payable	1517	Butler Lawn Care & Landscaping		\$900.00	
3/12/2018	354,501	PMTRX00011427	Accounts Payable	LZV2041	CDW Government Inc.		\$164.18	
3/12/2018	354,515	PMTRX00011427	Accounts Payable	191958	Reis Concrete Products Inc		\$190.00	
3/13/2018	353,294	PMCHK00007017	Accounts Payable	93648	Fifth Third Bank-Visa	\$7,400.63		
3/13/2018	353,295	PMCHK00007017	Accounts Payable	93649	Garrard, John	\$126.99		
3/13/2018	353,343	PMTRX00011407	Accounts Payable	767-018445	KOI Enterprises, Inc		\$186.00	
3/13/2018	353,347	PMTRX00011407	Accounts Payable	950600	Lowe's		\$28.38	
3/13/2018	353,348	PMTRX00011407	Accounts Payable	903731	Lowe's		\$46.14	
3/13/2018	353,451	PMTRX00011410	Accounts Payable	7001534083	AWWA		\$211.00	
3/13/2018	353,474	PMTRX00011410	Accounts Payable	869669	JD Power Systems		\$182.38	
3/13/2018	353,491	PMTRX00011410	Accounts Payable	526166	Wildman Corporate Apparel		\$95.87	
3/13/2018	353,589	PMTRX00011412	Accounts Payable	312425-4	Arts Rental Equipment & Supply		\$656.34	
3/13/2018	353,642	PMTRX00011415	Accounts Payable	54000843205 1/6	Duke Energy		\$8.29	
3/13/2018	353,643	PMTRX00011415	Accounts Payable	43500863200 1/6	Duke Energy		\$1,941.43	
3/13/2018	353,646	PMTRX00011415	Accounts Payable	52800530202 1/6	Duke Energy		\$95.12	
3/13/2018	353,647	PMTRX00011415	Accounts Payable	71100846203 1/6	Duke Energy		\$26.90	
3/13/2018	353,648	PMTRX00011415	Accounts Payable	30200530205 1/6	Duke Energy		\$8.11	
3/13/2018	353,665	PMTRX00011415	Accounts Payable	2268380	Ideal Supplies Inc		\$440.00	
3/13/2018	353,666	PMTRX00011415	Accounts Payable	2268392	Ideal Supplies Inc		\$330.00	
System:	DETAILED TRIAL B 9/24/2018	12:01:21 PM	Page:	139	User Date:	9/24/2018	User ID:	skampsen
N Ky Water District								
3/13/2018	353,674	PMTRX00011415	Accounts Payable	943884	Janell Inc.		\$43.20	
3/13/2018	353,716	PMTRX00011416	Accounts Payable	1221454	Polydyne, Inc.		\$3,344.00	
3/13/2018	353,719	PMTRX00011416	Accounts Payable	2012000100000 1/6	Sanitation District No. 1		\$55.94	
3/13/2018	353,771	PMTRX00011417	Accounts Payable	2398	RNK Environmental Inc		\$4,775.00	
3/13/2018	353,794	RECVG00002340	Accounts Payable	RCT0000010313	Viking Supply, Inc		\$2,074.75	
3/14/2018	353,339	PMVVPY00001069	Accounts Payable	80394	SP Construction		\$195.80	
3/14/2018	353,340	PMVVRO00001372	Accounts Payable	FIRE HYDRANT 1246	SP Construction	\$111.27		
3/14/2018	353,341	PMVVRO00001372	Accounts Payable	FIRE HYDRANT 1080	SP Construction	\$84.53		
3/14/2018	353,478	PMTRX00011410	Accounts Payable	982764	Lowe's		\$332.50	
3/14/2018	353,602	PMTRX00011412	Accounts Payable	4410482 1/6	Cincinnati Bell		\$553.17	
3/14/2018	353,603	PMTRX00011412	Accounts Payable	4413118 1/6	Cincinnati Bell		\$65.84	
3/14/2018	353,604	PMTRX00011412	Accounts Payable	4413805 1/6	Cincinnati Bell		\$112.26	
3/14/2018	353,605	PMTRX00011412	Accounts Payable	4414090 1/6	Cincinnati Bell		\$407.21	
3/14/2018	353,606	PMTRX00011412	Accounts Payable	4411013 1/6	Cincinnati Bell		\$112.26	
3/14/2018	353,607	PMTRX00011412	Accounts Payable	4410675 1/6	Cincinnati Bell		\$176.89	
3/14/2018	353,608	PMTRX00011412	Accounts Payable	4419432 1/6	Cincinnati Bell		\$135.50	
3/14/2018	353,609	PMTRX00011412	Accounts Payable	4419198 1/6	Cincinnati Bell		\$174.57	
3/14/2018	353,610	PMTRX00011412	Accounts Payable	4413130 1/6	Cincinnati Bell		\$67.76	
3/14/2018	353,611	PMTRX00011412	Accounts Payable	4411893 1/6	Cincinnati Bell		\$219.79	
3/14/2018	353,612	PMTRX00011412	Accounts Payable	4410896 1/6	Cincinnati Bell		\$61.49	
3/14/2018	353,613	PMTRX00011412	Accounts Payable	4410815 1/6	Cincinnati Bell		\$204.13	
3/14/2018	353,645	PMTRX00011415	Accounts Payable	4403644019 1/6	Duke Energy		\$64.30	

3/14/2018	353,655	PMTRX00011415	Accounts Payable	2268432	Ideal Supplies Inc	\$220.00		
3/14/2018	353,656	PMTRX00011415	Accounts Payable	2268424	Ideal Supplies Inc	\$220.00		
3/14/2018	353,657	PMTRX00011415	Accounts Payable	2268425	Ideal Supplies Inc	\$25.98		
3/14/2018	353,662	PMTRX00011415	Accounts Payable	2268429	Ideal Supplies Inc	\$110.00		
3/14/2018	353,670	PMTRX00011415	Accounts Payable	2268435	Ideal Supplies Inc	\$607.50		
3/14/2018	353,698	PMTRX00011416	Accounts Payable	945842	Lowe's	\$1,432.62		
3/14/2018	353,704	PMTRX00011416	Accounts Payable	2458155	Lykins Oil Company	\$890.31		
3/14/2018	353,718	PMTRX00011416	Accounts Payable	907808	R & M Welding Products Inc	\$23.70		
3/14/2018	353,724	PMTRX00011416	Accounts Payable	107018943	Sumerel Tire Co., Inc., Bob	\$136.99		
3/14/2018	353,725	PMTRX00011416	Accounts Payable	107018942	Sumerel Tire Co., Inc., Bob	\$136.99		
3/14/2018	353,730	PMTRX00011416	Accounts Payable	115850401 1/6	Time Warner Cable	\$110.00		
3/14/2018	353,732	PMTRX00011416	Accounts Payable	1301557	USALCO	\$5,732.44		
3/14/2018	353,753	PMTRX00011417	Accounts Payable	6-118-00207	Federal Express	\$52.86		
3/14/2018	353,756	PMTRX00011417	Accounts Payable	9302996053	Graybar Electric Co Inc	\$166.29		
3/14/2018	353,757	PMTRX00011417	Accounts Payable	9302996054	Graybar Electric Co Inc	\$58.45		
3/14/2018	353,789	RECVG00002340	Accounts Payable	RCT0000010308	Core & Main	\$14,373.00		
3/14/2018	353,790	RECVG00002340	Accounts Payable	RCT0000010309	Core & Main	\$858.63		
3/14/2018	354,066	RECVG00002341	Accounts Payable	RCT0000010324	Harper Oil Products Inc	\$3,707.39		
3/14/2018	354,509	PMTRX00011427	Accounts Payable	927204	Lowe's	\$773.31		
3/15/2018	353,473	PMTRX00011410	Accounts Payable	602916050	Hillyard Kentucky	\$68.70		
3/15/2018	353,590	PMTRX00011412	Accounts Payable	866	Battery Neighbor LLC	\$207.36		
3/15/2018	353,592	PMTRX00011412	Accounts Payable	103731	Bray Trucking Inc.	\$220.05		
3/15/2018	353,593	PMTRX00011412	Accounts Payable	103719	Bray Trucking Inc.	\$1,350.41		
3/15/2018	353,594	PMTRX00011412	Accounts Payable	103718	Bray Trucking Inc.	\$303.38		
3/15/2018	353,595	PMTRX00011412	Accounts Payable	103717	Bray Trucking Inc.	\$2,392.49		
3/15/2018	353,596	PMTRX00011412	Accounts Payable	310917	Chemrite, Inc.	\$14,881.05		
3/15/2018	353,652	PMTRX00011415	Accounts Payable	10879152	Hach Company	\$663.43		
3/15/2018	353,654	PMTRX00011415	Accounts Payable	2994	High Purity Standards	\$84.07		
3/15/2018	353,658	PMTRX00011415	Accounts Payable	2268467	Ideal Supplies Inc	\$550.00		
3/15/2018	353,663	PMTRX00011415	Accounts Payable	2268449	Ideal Supplies Inc	\$600.00		
3/15/2018	353,664	PMTRX00011415	Accounts Payable	2268450	Ideal Supplies Inc	\$262.50		
3/15/2018	353,668	PMTRX00011415	Accounts Payable	2268472	Ideal Supplies Inc	\$275.00		
3/15/2018	353,669	PMTRX00011415	Accounts Payable	2268473	Ideal Supplies Inc	\$330.00		
3/15/2018	353,697	PMTRX00011416	Accounts Payable	925643	Lowe's	\$9.24		
3/15/2018	353,712	PMTRX00011416	Accounts Payable	INV4304775	Orr Safety Corporation	\$463.17		
3/15/2018	353,713	PMTRX00011416	Accounts Payable	5121000 1/6	Owen Electric Cooperative Inc	\$118.00		
3/15/2018	353,714	PMTRX00011416	Accounts Payable	5121001 1/6	Owen Electric Cooperative Inc	\$205.43		
3/15/2018	353,715	PMTRX00011416	Accounts Payable	1803-973934	Pilot Lumber	\$11.49		
3/15/2018	353,755	PMTRX00011417	Accounts Payable	9728687170	Grainger	\$368.82		
3/15/2018	353,762	PMTRX00011417	Accounts Payable	2268471	Ideal Supplies Inc	\$137.50		
3/15/2018	353,764	PMTRX00011417	Accounts Payable	3709715	Keidel Supply	\$361.32		
3/15/2018	353,788	RECVG00002340	Accounts Payable	RCT0000010307	Core & Main	\$5,375.00		
3/15/2018	354,363	PMTRX00011424	Accounts Payable	HRP-0000120603	Human Resource Profile Inc	\$50.00		
3/15/2018	354,411	PMTRX00011425	Accounts Payable	17088	Fastenal Company	\$231.17		
3/15/2018	354,436	PMTRX00011426	Accounts Payable	941591	Lowe's	\$69.45		
3/16/2018	353,450	PMTRX00011410	Accounts Payable	1/22/2018	Action Sewer Service	\$500.00		
3/16/2018	353,492	PMCHK00007020	Accounts Payable	93650	Action Sewer Service	\$500.00		
3/16/2018	353,493	PMCHK00007020	Accounts Payable	93651	A & S Electric Supply, Inc.	\$116.45		
3/16/2018	353,494	PMCHK00007020	Accounts Payable	93652	AWWA	\$211.00		
3/16/2018	353,495	PMCHK00007020	Accounts Payable	93653	Barzee, Edward	\$680.16		
3/16/2018	353,496	PMCHK00007020	Accounts Payable	93654	Be Creative Catering	\$1,583.50		
3/16/2018	353,497	PMCHK00007020	Accounts Payable	93655	Blue Chip Express & Courier Service	\$220.00		
System:	DETAILED TRIAL B 9/24/2018	12:01:21 PM	Page:	140	User Date:	9/24/2018	User ID:	skampsen
N Ky Water District								
3/16/2018	353,498	PMCHK00007020	Accounts Payable	93656	Bray Truck & Parts	\$2,046.52		
3/16/2018	353,499	PMCHK00007020	Accounts Payable	93657	Brighton Truck Service	\$475.29		
3/16/2018	353,500	PMCHK00007020	Accounts Payable	93658	Butler Lawn Care & Landscaping	\$300.00		
3/16/2018	353,501	PMCHK00007020	Accounts Payable	93659	CDW Government Inc.	\$944.73		
3/16/2018	353,502	PMCHK00007020	Accounts Payable	93660	Cincinnati Bell	\$10,128.14		

3/16/2018	353,503	PMCHK00007020	Accounts Payable	93661	Cintas #315	\$2,157.95	
3/16/2018	353,504	PMCHK00007020	Accounts Payable	93662	Climaxx Motorsports	\$629.49	
3/16/2018	353,505	PMCHK00007020	Accounts Payable	93663	Core & Main	\$16,794.32	
3/16/2018	353,506	PMCHK00007020	Accounts Payable	93664	Crescent Springs Hardware	\$53.95	
3/16/2018	353,507	PMCHK00007020	Accounts Payable	93665	Data Strategy	\$80.75	
3/16/2018	353,508	PMCHK00007020	Accounts Payable	93666	Dons Garage Inc	\$760.72	
3/16/2018	353,509	PMCHK00007020	Accounts Payable	93667	Duke Energy	\$38,061.29	
3/16/2018	353,510	PMCHK00007020	Accounts Payable	93668	Enquirer Media	\$3,424.31	
3/16/2018	353,511	PMCHK00007020	Accounts Payable	93669	Fisher Scientific	\$289.09	
3/16/2018	353,512	PMCHK00007020	Accounts Payable	93670	Flaig Welding Co Inc	\$145.26	
3/16/2018	353,513	PMCHK00007020	Accounts Payable	93671	Florence Winwater Works	\$31,147.08	
3/16/2018	353,514	PMCHK00007020	Accounts Payable	93672	Fortiline, Inc.	\$1,627.50	
3/16/2018	353,515	PMCHK00007020	Accounts Payable	93673	Garrard, John	\$36.00	
3/16/2018	353,516	PMCHK00007020	Accounts Payable	93674	Geiler Company, The	\$5,184.97	
3/16/2018	353,517	PMCHK00007020	Accounts Payable	93675	Genter, Devin	\$65.70	
3/16/2018	353,518	PMCHK00007020	Accounts Payable	93676	Grainger	\$488.23	
3/16/2018	353,519	PMCHK00007020	Accounts Payable	93677	Hillyard Kentucky	\$68.70	
3/16/2018	353,520	PMCHK00007020	Accounts Payable	93678	Ideal Supplies Inc	\$3,449.00	
3/16/2018	353,521	PMCHK00007020	Accounts Payable	93679	JD Power Systems	\$182.38	
3/16/2018	353,522	PMCHK00007020	Accounts Payable	93680	Kemira Water Solutions, Inc.	\$5,145.70	
3/16/2018	353,523	PMCHK00007020	Accounts Payable	93681	KOI Enterprises, Inc	\$186.00	
3/16/2018	353,524	PMCHK00007020	Accounts Payable	93682	Lowe's	\$818.88	
3/16/2018	353,525	PMCHK00007020	Accounts Payable	93683	Lykins Oil Company	\$624.96	
3/16/2018	353,526	PMCHK00007020	Accounts Payable	93684	Microsoft	\$174.64	
3/16/2018	353,527	PMCHK00007020	Accounts Payable	93685	Minuteman/Design Press	\$325.00	
3/16/2018	353,528	PMCHK00007020	Accounts Payable	93686	Mobilcomm Inc.	\$963.00	
3/16/2018	353,529	PMCHK00007020	Accounts Payable	93687	NetGain Technologies	\$100.00	
3/16/2018	353,530	PMCHK00007020	Accounts Payable	93688	Next Gen Cabling, Inc.	\$639.37	
3/16/2018	353,531	PMCHK00007020	Accounts Payable	93689	OFFICETEAM, Specialized Admin. Staffing	\$798.00	
3/16/2018	353,532	PMCHK00007020	Accounts Payable	93690	Otto Printing Co	\$265.00	
3/16/2018	353,533	PMCHK00007020	Accounts Payable	93691	Owen Electric Cooperative Inc	\$12,410.15	
3/16/2018	353,534	PMCHK00007020	Accounts Payable	93692	Pitney Bowes Inc.	\$765.12	
3/16/2018	353,535	PMCHK00007020	Accounts Payable	93693	Pollard Water	\$2,309.07	
3/16/2018	353,536	PMCHK00007020	Accounts Payable	93694	Project Resources Group, Inc.	\$2,921.72	
3/16/2018	353,537	PMCHK00007020	Accounts Payable	93695	Randy's Rugged Wear	\$1,847.96	
3/16/2018	353,538	PMCHK00007020	Accounts Payable	93696	RUMPKE	\$10.00	
3/16/2018	353,539	PMCHK00007020	Accounts Payable	93697	Sanitation District No. 1	\$248.87	
3/16/2018	353,540	PMCHK00007020	Accounts Payable	93698	Security Fence Group, Inc.	\$648.00	
3/16/2018	353,541	PMCHK00007020	Accounts Payable	93699	Southern States	\$177.00	
3/16/2018	353,542	PMCHK00007020	Accounts Payable	93700	SP Construction	\$195.80	
3/16/2018	353,543	PMCHK00007020	Accounts Payable	93701	Specialized Plumbing Parts Supply	\$53.29	
3/16/2018	353,544	PMCHK00007020	Accounts Payable	93702	Staples Advantage	\$126.25	
3/16/2018	353,545	PMCHK00007020	Accounts Payable	93703	Sumerel Tire Co., Inc., Bob	\$934.22	
3/16/2018	353,546	PMCHK00007020	Accounts Payable	93704	Thomson Reuters	\$24.00	
3/16/2018	353,547	PMCHK00007020	Accounts Payable	93705	ThyssenKrupp Elevator	\$263.46	
3/16/2018	353,548	PMCHK00007020	Accounts Payable	93706	Univar USA Inc.	\$8,767.80	
3/16/2018	353,549	PMCHK00007020	Accounts Payable	93707	United Healthcare Insurance	\$284,595.94	
3/16/2018	353,550	PMCHK00007020	Accounts Payable	93708	US Bank Equipment Finance	\$1,708.56	
3/16/2018	353,551	PMCHK00007020	Accounts Payable	93709	Verizon Wireless	\$9,074.45	
3/16/2018	353,552	PMCHK00007020	Accounts Payable	93710	Verizon Wireless	\$2,716.72	
3/16/2018	353,553	PMCHK00007020	Accounts Payable	93711	Vertical Systems Elevator	\$59.00	
3/16/2018	353,554	PMCHK00007020	Accounts Payable	93712	Viking Supply, Inc	\$4,143.05	
3/16/2018	353,555	PMCHK00007020	Accounts Payable	93713	Wildman Corporate Apparel	\$305.45	
3/16/2018	353,615	PMTRX00011412	Accounts Payable	243650	Crescent Springs Hardware		\$26.28
3/16/2018	353,621	PMTRX00011412	Accounts Payable	REFUND CREDIT 03/18	Drifmeyer, Jeff		\$49.36
3/16/2018	353,644	PMTRX00011415	Accounts Payable	37103690014 1/6	Duke Energy		\$10.57
3/16/2018	353,659	PMTRX00011415	Accounts Payable	2268510	Ideal Supplies Inc		\$165.00
3/16/2018	353,660	PMTRX00011415	Accounts Payable	2268492	Ideal Supplies Inc		\$550.00
3/16/2018	353,661	PMTRX00011415	Accounts Payable	2268489	Ideal Supplies Inc		\$412.50

3/16/2018	353,676	PMTRX00011415	Accounts Payable	WEB ACCESS 03/18	Kenton County Clerk	\$675.00
3/16/2018	353,700	PMTRX00011416	Accounts Payable	903033	Lowe's	\$75.05
3/16/2018	353,726	PMTRX00011416	Accounts Payable	107018993	Sumerel Tire Co., Inc., Bob	\$122.92
3/16/2018	353,738	PMTRX00011417	Accounts Payable	7266758	CBT Company	\$737.63
3/16/2018	353,739	PMTRX00011417	Accounts Payable	7266165	CBT Company	\$164.22
3/16/2018	353,741	PMTRX00011417	Accounts Payable	MCF5524	CDW Government Inc.	\$276.70
3/16/2018	353,761	PMTRX00011417	Accounts Payable	350859343	Humana Dental Ins. Co.	\$1,102.50
3/16/2018	353,763	PMTRX00011417	Accounts Payable	S100180087.002	Johnson Electric Supply Co., The	\$165.33
3/16/2018	353,765	PMTRX00011417	Accounts Payable	914535	Lowe's	\$55.65
3/16/2018	353,775	PMTRX00011417	Accounts Payable	182967	VonLehman & Company Inc.	\$14,700.00
System:	DETAILED TRIAL B 9/24/2018	12:01:21 PM	Page:	141	User Date:	9/24/2018
					User ID:	skampsen
N Ky Water District						
3/16/2018	353,777	PMTRX00011417	Accounts Payable	527234	Wildman Corporate Apparel	\$74.84
3/16/2018	353,996	PMTRX00011420	Accounts Payable	4410813 1/6	Cincinnati Bell	\$69.19
3/16/2018	354,009	PMTRX00011420	Accounts Payable	413946	Hall's Paving & Sealing, Inc.	\$8,449.46
3/16/2018	354,021	PMTRX00011420	Accounts Payable	927506..	Lowe's	\$41.71
3/16/2018	354,056	RECVG00002341	Accounts Payable	RCT0000010314	Florence Winwater Works	\$604.65
3/16/2018	354,057	RECVG00002341	Accounts Payable	RCT0000010315	Florence Winwater Works	\$1,024.99
3/16/2018	354,062	RECVG00002341	Accounts Payable	RCT0000010320	Florence Winwater Works	\$619.00
3/16/2018	354,063	RECVG00002341	Accounts Payable	RCT0000010321	Core & Main	\$1,896.30
3/16/2018	354,070	PMTRX00011421	Accounts Payable	4004499974	Cintas #315	\$634.90
3/16/2018	354,467	PMTRX00011426	Accounts Payable	9455009900000 1/6	Sanitation District No. 1	\$15.62
3/17/2018	353,742	PMTRX00011417	Accounts Payable	2391	Climaxx Motorsports	\$96.10
3/17/2018	353,743	PMTRX00011417	Accounts Payable	2390	Climaxx Motorsports	\$1,384.37
3/17/2018	354,037	PMTRX00011420	Accounts Payable	3372215210	Staples Advantage	\$37.98
3/17/2018	354,038	PMTRX00011420	Accounts Payable	3372215211	Staples Advantage	\$57.05
3/17/2018	354,039	PMTRX00011420	Accounts Payable	3372215212	Staples Advantage	\$68.99
3/17/2018	354,087	PMTRX00011421	Accounts Payable	27283	Waste Resource Management Inc.	\$1,963.20
3/17/2018	354,514	PMTRX00011427	Accounts Payable	31902018	Randy's Rugged Wear	\$3,322.31
3/18/2018	353,703	PMTRX00011416	Accounts Payable	909181	Lowe's	\$18.02
3/19/2018	353,591	PMTRX00011412	Accounts Payable	0561203-IN	Blackburn Manufacturing Company	\$292.74
3/19/2018	353,675	PMTRX00011415	Accounts Payable	733-522038	KOI Enterprises, Inc	\$336.66
3/19/2018	353,696	PMTRX00011416	Accounts Payable	REFUND CREDIT 03/18	Lonneman, Patrick	\$87.16
3/19/2018	353,702	PMTRX00011416	Accounts Payable	909336	Lowe's	\$11.39
3/19/2018	353,705	PMTRX00011416	Accounts Payable	SAFETY CONF. 03/18	Murphy, Brad	\$2,504.85
3/19/2018	353,708	PMTRX00011416	Accounts Payable	50492213	OFFICETEAM, Specialized Admin. Staffing	\$638.40
3/19/2018	353,740	PMTRX00011417	Accounts Payable	7267603	CBT Company	\$374.07
3/19/2018	353,746	PMTRX00011417	Accounts Payable	9300832200 1/6	Duke Energy	\$108.85
3/19/2018	353,747	PMTRX00011417	Accounts Payable	74300342209 1/6	Duke Energy	\$1,247.75
3/19/2018	353,748	PMTRX00011417	Accounts Payable	30800678010 1/6	Duke Energy	\$16,649.32
3/19/2018	353,749	PMTRX00011417	Accounts Payable	13300564210 1/6	Duke Energy	\$27.52
3/19/2018	353,750	PMTRX00011417	Accounts Payable	76203669018 1/6	Duke Energy	\$461.59
3/19/2018	353,751	PMTRX00011417	Accounts Payable	55002055014 1/6	Duke Energy	\$1,644.70
3/19/2018	353,752	PMTRX00011417	Accounts Payable	98003659011 1/6	Duke Energy	\$47.19
3/19/2018	353,760	PMTRX00011417	Accounts Payable	10882463	Hach Company	\$750.83
3/19/2018	353,767	PMTRX00011417	Accounts Payable	2461630	Lykins Oil Company	\$943.92
3/19/2018	353,768	PMTRX00011417	Accounts Payable	2461632	Lykins Oil Company	\$451.12
3/19/2018	353,994	PMTRX00011420	Accounts Payable	5788795 1/6	Cincinnati Bell	\$136.13
3/19/2018	353,995	PMTRX00011420	Accounts Payable	3413035 1/6	Cincinnati Bell	\$168.38
3/19/2018	353,997	PMTRX00011420	Accounts Payable	2830886 1/6	Cincinnati Bell	\$67.75
3/19/2018	354,014	PMTRX00011420	Accounts Payable	2268547	Ideal Supplies Inc	\$165.00
3/19/2018	354,015	PMTRX00011420	Accounts Payable	2268550	Ideal Supplies Inc	\$550.00
3/19/2018	354,028	PMTRX00011420	Accounts Payable	INV4307599	Orr Safety Corporation	\$845.64
3/19/2018	354,032	PMTRX00011420	Accounts Payable	438081923000 1/6	Sanitation District No. 1	\$378.00
3/19/2018	354,033	PMTRX00011420	Accounts Payable	437015560000 1/6	Sanitation District No. 1	\$21.17
3/19/2018	354,034	PMTRX00011420	Accounts Payable	428091000000 1/6	Sanitation District No. 1	\$15.12
3/19/2018	354,035	PMTRX00011420	Accounts Payable	438103599002 1/6	Sanitation District No. 1	\$30.24
3/19/2018	354,043	PMTRX00011420	Accounts Payable	1302001	USALCO	\$5,706.48
3/19/2018	354,067	PMTRX00011421	Accounts Payable	50018	Bray Truck & Parts	\$1,095.52

3/19/2018	354,083	PMTRX00011421	Accounts Payable	SRV019980	TrinSoft, LLC		\$85.00
3/19/2018	354,404	PMTRX00011425	Accounts Payable	702047	CE Power Solutions, LLC		\$500.00
3/19/2018	354,407	PMTRX00011425	Accounts Payable	P461378378-18078	Cincinnati Bell		\$654.49
3/19/2018	354,441	PMTRX00011426	Accounts Payable	384011	Minuteman/Design Press		\$46.00
3/19/2018	354,508	PMTRX00011427	Accounts Payable	952963	Lowe's		\$9.44
3/20/2018	353,616	PMTRX00011412	Accounts Payable	243746	Crescent Springs Hardware		\$15.98
3/20/2018	353,617	PMTRX00011412	Accounts Payable	243745	Crescent Springs Hardware		\$42.38
3/20/2018	353,618	PMTRX00011412	Accounts Payable	243770	Crescent Springs Hardware		\$38.97
3/20/2018	353,619	PMTRX00011412	Accounts Payable	243708	Crescent Springs Hardware		\$154.43
3/20/2018	353,720	PMTRX00011416	Accounts Payable	B54773	Southeastern Equipment Co Inc		\$273.70
3/20/2018	353,745	PMTRX00011417	Accounts Payable	87898	Document Destruction		\$320.00
3/20/2018	353,759	PMTRX00011417	Accounts Payable	10885086	Hach Company		\$73.54
3/20/2018	353,778	PMTRX00011417	Accounts Payable	527854	Wildman Corporate Apparel		\$104.50
3/20/2018	353,784	RECVG00002340	Accounts Payable	RCT0000010303	SAP America, Inc		\$3,632.90
3/20/2018	353,998	PMTRX00011420	Accounts Payable	896115 1/6	Cincinnati Bell Any Distance		\$65.32
3/20/2018	353,999	PMTRX00011420	Accounts Payable	92203548011 1/6	Duke Energy		\$80.38
3/20/2018	354,000	PMTRX00011420	Accounts Payable	16503714012 1/6	Duke Energy		\$9.05
3/20/2018	354,002	PMTRX00011420	Accounts Payable	R2742	Electric Motor Technologies LLC		\$1,648.00
3/20/2018	354,004	PMTRX00011420	Accounts Payable	11397596	Equipment Depot		\$81.75
3/20/2018	354,011	PMTRX00011420	Accounts Payable	2268576	Ideal Supplies Inc		\$330.00
3/20/2018	354,012	PMTRX00011420	Accounts Payable	2268577	Ideal Supplies Inc		\$610.00
3/20/2018	354,013	PMTRX00011420	Accounts Payable	2268579	Ideal Supplies Inc		\$485.00
3/20/2018	354,016	PMTRX00011420	Accounts Payable	944339	Janell Inc.		\$71.94
3/20/2018	354,018	PMTRX00011420	Accounts Payable	9017583411	Kemira Water Solutions, Inc.		\$5,038.57
3/20/2018	354,019	PMTRX00011420	Accounts Payable	743-130001	KOI Enterprises, Inc		\$35.51
3/20/2018	354,027	PMTRX00011420	Accounts Payable	INV4309057	Orr Safety Corporation		\$897.06
3/20/2018	354,031	PMTRX00011420	Accounts Payable	2030061001000 1/6	Sanitation District No. 1		\$258.55
System:	DETAILED TRIAL B 9/24/2018	12:01:21 PM	Page:	142	User Date:	9/24/2018	User ID: skampsen
N Ky Water District							
3/20/2018	354,044	PMTRX00011420	Accounts Payable	64043	Vogelpohl Fire Equipment, Inc.		\$165.13
3/20/2018	354,084	PMTRX00011421	Accounts Payable	64042	Vogelpohl Fire Equipment, Inc.		\$499.30
3/20/2018	354,484	PMTRX00011426	Accounts Payable	97708	Tool House Inc.		\$851.34
3/21/2018	353,556	PMTRX00011411	Accounts Payable	032318DEFCOMP	Kentucky State Treasurer		\$5,733.49
3/21/2018	353,557	PMTRX00011411	Accounts Payable	032318DEFLOAN	Kentucky State Treasurer		\$21.86
3/21/2018	353,558	PMCHK00007021	Accounts Payable	93714	Kentucky State Treasurer	\$5,755.35	
3/21/2018	353,744	PMTRX00011417	Accounts Payable	243758	Crescent Springs Hardware		\$43.18
3/21/2018	353,766	PMTRX00011417	Accounts Payable	927351	Lowe's		\$217.55
3/21/2018	353,773	PMTRX00011417	Accounts Payable	CI-782948	Univar USA Inc.		\$2,779.87
3/21/2018	353,962	PMTRX00011419	Accounts Payable	REFUND CREDIT 03/18	Baldwin, Sharon		\$8.11
3/21/2018	353,965	PMTRX00011419	Accounts Payable	REFUND CREDIT 03/18	Brummett, Amanda		\$127.09
3/21/2018	353,968	PMTRX00011419	Accounts Payable	REFUND CREDIT 03/18	Devan-Moss, Sylvia		\$83.85
3/21/2018	353,969	PMTRX00011419	Accounts Payable	REFUND CREDIT 03/16	Edmondson, Renee		\$9.32
3/21/2018	353,970	PMTRX00011419	Accounts Payable	REFUND CREDIT 03/18	Eleazarraz, Anthony		\$105.30
3/21/2018	353,971	PMTRX00011419	Accounts Payable	REFUND CREDIT 03/18	Ewing, Pat		\$56.44
3/21/2018	353,972	PMTRX00011419	Accounts Payable	REFUND CREDIT 03/18	Farrell, Scott		\$1.61
3/21/2018	353,973	PMTRX00011419	Accounts Payable	REFUND CREDIT 03/18	Gibson, Daniel		\$33.62
3/21/2018	353,974	PMTRX00011419	Accounts Payable	REFUND CREDIT 03/18	Gulla, Jeffrey		\$61.70
3/21/2018	353,975	PMTRX00011419	Accounts Payable	REFUND CREDIT 03/18	Hoffmeier, Tiffany		\$10.37
3/21/2018	353,976	PMTRX00011419	Accounts Payable	REFUND CREDIT 03/18	Hollingsworth, Tina		\$52.88
3/21/2018	353,977	PMTRX00011419	Accounts Payable	REFUND CREDIT 03/18	Hoskinds, Natasha		\$7.21
3/21/2018	353,978	PMTRX00011419	Accounts Payable	REFUND CREDIT 03/18	Hunt, Alissa		\$16.19
3/21/2018	353,979	PMTRX00011419	Accounts Payable	REFUND CREDIT 03/18	Keller, Rhonda		\$63.82
3/21/2018	353,980	PMTRX00011419	Accounts Payable	REFUND CREDIT 03/18	Klosterman, Stacy		\$71.44
3/21/2018	353,981	PMTRX00011419	Accounts Payable	REFUND CREDIT 03/18	Kranjcevic, Thomas		\$15.02
3/21/2018	353,982	PMTRX00011419	Accounts Payable	REFUND CREDIT 03/18	Larusch, Kimberly		\$73.03
3/21/2018	353,983	PMTRX00011419	Accounts Payable	REFUND CREDIT 03/18	Martin, Bernadette		\$27.92
3/21/2018	353,985	PMTRX00011419	Accounts Payable	REFUND CREDIT 03/18	Ramey, Shannon		\$14.04
3/21/2018	353,986	PMTRX00011419	Accounts Payable	REFUND CREDIT 03/18	Scott, Don		\$34.43
3/21/2018	353,987	PMTRX00011419	Accounts Payable	REFUND CREDIT 03/18	Specht, Bob		\$59.50

3/21/2018	353,988	PMTRX00011419	Accounts Payable	REFUND CREDIT 03/18	Taulbee, Matthew	\$126.22		
3/21/2018	353,990	PMTRX00011419	Accounts Payable	REFUND CREDIT 03/18	Townsend, Randy	\$126.14		
3/21/2018	353,991	PMTRX00011419	Accounts Payable	REFUND CREDIT 03/18	Trumbull, Ruth	\$40.08		
3/21/2018	353,992	PMTRX00011419	Accounts Payable	REFUND CREDIT 03/18	Turner, Daniel	\$126.65		
3/21/2018	353,993	PMTRX00011419	Accounts Payable	REFUND CREDIT 03/18	Williams, Anna	\$126.67		
3/21/2018	354,005	PMTRX00011420	Accounts Payable	9734142954	Grainger	\$157.03		
3/21/2018	354,006	PMTRX00011420	Accounts Payable	9734708978	Grainger	\$49.84		
3/21/2018	354,040	PMTRX00011420	Accounts Payable	107019059	Sumerel Tire Co., Inc., Bob	\$69.99		
3/21/2018	354,041	PMTRX00011420	Accounts Payable	107019058	Sumerel Tire Co., Inc., Bob	\$119.96		
3/21/2018	354,060	RECVG00002341	Accounts Payable	RCT0000010318	Fortiline, Inc.	\$1,562.25		
3/21/2018	354,061	RECVG00002341	Accounts Payable	RCT0000010319	Core & Main	\$448.50		
3/21/2018	354,071	PMTRX00011421	Accounts Payable	4004591169	Cintas #315	\$569.29		
3/21/2018	354,073	PMTRX00011421	Accounts Payable	6-125-76176	Federal Express	\$53.26		
3/21/2018	354,089	PMTRX00011421	Accounts Payable	528278	Wildman Corporate Apparel	\$421.82		
3/21/2018	354,343	PMTRX00011424	Accounts Payable	9800343205 1/6	Duke Energy	\$889.85		
3/21/2018	354,398	PMTRX00011425	Accounts Payable	315706-4	Arts Rental Equipment & Supply	\$15.50		
3/21/2018	354,400	PMTRX00011425	Accounts Payable	868	Battery Neighbor LLC	\$236.00		
3/21/2018	354,442	PMTRX00011426	Accounts Payable	384025	Minuteman/Design Press	\$160.00		
3/21/2018	354,481	PMTRX00011426	Accounts Payable	REFUND CREDIT 03/18.	Taulbee, Matthew	\$27.29		
3/21/2018	354,489	PMTRX00011426	Accounts Payable	INV14606227	Verizon Wireless	\$1,822.00		
3/21/2018	354,498	PMTRX00011427	Accounts Payable	1.80307E+11	Boone-Kenton Lumber Supply Co.	\$1,793.22		
3/22/2018	353,770	PMTRX00011417	Accounts Payable	UNIFORMS 03/18	Reynolds, Tyler	\$71.53		
3/22/2018	353,776	PMTRX00011417	Accounts Payable	9841	Wessel Lawncare & Landscaping	\$2,205.00		
3/22/2018	354,001	PMTRX00011420	Accounts Payable	55600815015 1/6	Duke Energy	\$18,072.00		
3/22/2018	354,017	PMTRX00011420	Accounts Payable	S100181853.001	Johnson Electric Supply Co., The	\$42.46		
3/22/2018	354,022	PMTRX00011420	Accounts Payable	927418	Lowe's	\$53.20		
3/22/2018	354,029	PMTRX00011420	Accounts Payable	5121004 1/6	Owen Electric Cooperative Inc	\$105.06		
3/22/2018	354,058	RECVG00002341	Accounts Payable	RCT0000010316	Viking Supply, Inc	\$1,984.00		
3/22/2018	354,064	RECVG00002341	Accounts Payable	RCT0000010322	Florence Winwater Works	\$299.80		
3/22/2018	354,074	PMTRX00011421	Accounts Payable	203082	Filtrous	\$509.12		
3/22/2018	354,076	PMTRX00011421	Accounts Payable	TRAINING 03/18	Kampsen, Stacey	\$55.38		
3/22/2018	354,152	RECVG00002342	Accounts Payable	RCT0000010328	Viking Supply, Inc	\$425.00		
3/22/2018	354,332	PMTRX00011424	Accounts Payable	5810345 1/6	Cincinnati Bell	\$66.49		
3/22/2018	354,340	PMTRX00011424	Accounts Payable	2920102 1/6	Cincinnati Bell	\$54.54		
3/22/2018	354,397	PMTRX00011425	Accounts Payable	315168-7	Arts Rental Equipment & Supply	\$660.00		
3/22/2018	354,402	PMTRX00011425	Accounts Payable	MDG1986	CDW Government Inc.	\$276.70		
3/22/2018	354,403	PMTRX00011425	Accounts Payable	MDK1884	CDW Government Inc.	\$77.88		
3/22/2018	354,422	PMTRX00011425	Accounts Payable	2268645	Ideal Supplies Inc	\$440.00		
3/22/2018	354,423	PMTRX00011425	Accounts Payable	2268631	Ideal Supplies Inc	\$270.00		
3/22/2018	354,424	PMTRX00011425	Accounts Payable	2268646	Ideal Supplies Inc	\$330.00		
3/22/2018	354,426	PMTRX00011425	Accounts Payable	14082264	J.D. Gould, Co, Inc.	\$373.35		
3/23/2018	353,622	PMTRX00011413	Accounts Payable	REIMBURSE MILEAGE	Flynn, Tara	\$35.16		
3/23/2018	353,623	PMCHK00007022	Accounts Payable	93715	Flynn, Tara	\$35.16		
3/23/2018	353,733	PMVPY00001070	Accounts Payable	93655	Blue Chip Express & Courier Service	\$220.00		
System:	DETAILED TRIAL B 9/24/2018	12:01:21 PM	Page:	143	User Date:	9/24/2018	User ID:	skampsen
N Ky Water District								
3/23/2018	353,734	PMVVR00001373	Accounts Payable	53202	Blue Chip Express & Courier Service	\$220.00		
3/23/2018	354,003	PMTRX00011420	Accounts Payable	20261867	Environmental Laboratories, Inc.	\$75.00		
3/23/2018	354,010	PMTRX00011420	Accounts Payable	950744	Harper Oil Products Inc	\$748.81		
3/23/2018	354,024	PMTRX00011420	Accounts Payable	WSC 37606	Lunsford Custom Homes	\$750.00		
3/23/2018	354,036	PMTRX00011420	Accounts Payable	A314676	Southern States	\$199.99		
3/23/2018	354,069	PMTRX00011421	Accounts Payable	4004651003	Cintas #315	\$380.27		
3/23/2018	354,079	PMTRX00011421	Accounts Payable	2466913	Lykins Oil Company	\$864.61		
3/23/2018	354,080	PMTRX00011421	Accounts Payable	384037	Minuteman/Design Press	\$46.00		
3/23/2018	354,082	PMTRX00011421	Accounts Payable	12567	Sanitation District No. 1	\$1,890.56		
3/23/2018	354,163	PMTRX00011422	Accounts Payable	9736969271	Grainger	\$97.59		
3/23/2018	354,166	PMTRX00011422	Accounts Payable	P18024-1	KW Mechanical, Inc.	\$4,032.00		
3/23/2018	354,350	PMTRX00011424	Accounts Payable	30903811010 1/6	Duke Energy	\$125.07		
3/23/2018	354,351	PMTRX00011424	Accounts Payable	28203690012 1/6	Duke Energy	\$68.80		

3/23/2018	354,410	PMTRX00011425	Accounts Payable	80000694200	1/6	Duke Energy		\$678.73
3/23/2018	354,414	PMTRX00011425	Accounts Payable	2268668		Ideal Supplies Inc		\$400.00
3/23/2018	354,415	PMTRX00011425	Accounts Payable	2268674		Ideal Supplies Inc		\$165.00
3/23/2018	354,421	PMTRX00011425	Accounts Payable	2268675		Ideal Supplies Inc		\$550.00
3/23/2018	354,446	PMTRX00011426	Accounts Payable	18103		Next Gen Cabling, Inc.		\$798.91
3/23/2018	354,451	PMTRX00011426	Accounts Payable	INV4312770		Orr Safety Corporation		\$797.15
3/23/2018	354,466	PMTRX00011426	Accounts Payable	5101003380000	1/6	Sanitation District No. 1		\$108.86
3/23/2018	354,482	PMTRX00011426	Accounts Payable	9020791786		Thermo Electron NA LLC		\$235.41
3/23/2018	354,487	PMTRX00011426	Accounts Payable	9804063690		Verizon Wireless		\$150.10
3/24/2018	354,088	PMTRX00011421	Accounts Payable	27307		Waste Resource Management Inc.		\$692.16
3/24/2018	354,516	PMTRX00011427	Accounts Payable	3372772278		Staples Advantage		\$65.58
3/25/2018	354,333	PMTRX00011424	Accounts Payable	7811600	1/6	Cincinnati Bell		\$333.22
3/25/2018	354,334	PMTRX00011424	Accounts Payable	4410536	1/6	Cincinnati Bell		\$337.58
3/25/2018	354,335	PMTRX00011424	Accounts Payable	1007823	1/6	Cincinnati Bell		\$241.35
3/25/2018	354,336	PMTRX00011424	Accounts Payable	7810420	1/6	Cincinnati Bell		\$68.10
3/25/2018	354,337	PMTRX00011424	Accounts Payable	7811203	1/6	Cincinnati Bell		\$189.19
3/25/2018	354,483	PMTRX00011426	Accounts Payable	140175801	1/6	Time Warner Cable		\$248.18
3/25/2018	354,488	PMTRX00011426	Accounts Payable	9804264240		Verizon Wireless		\$8,385.25
3/26/2018	353,795	PMCHK00007024	Accounts Payable	93716		Aramark	\$46.00	
3/26/2018	353,796	PMCHK00007024	Accounts Payable	93717		Arts Rental Equipment & Supply	\$656.34	
3/26/2018	353,797	PMCHK00007024	Accounts Payable	93718		Battery Neighbor LLC	\$207.36	
3/26/2018	353,798	PMCHK00007024	Accounts Payable	93719		Becknell-Coghill Inc	\$11,202.50	
3/26/2018	353,799	PMCHK00007024	Accounts Payable	93720		Blackburn Manufacturing Company	\$292.74	
3/26/2018	353,800	PMCHK00007024	Accounts Payable	93721		Blue Chip Express & Courier Service	\$210.00	
3/26/2018	353,801	PMCHK00007024	Accounts Payable	93722		Bray Trucking Inc.	\$4,266.33	
3/26/2018	353,802	PMCHK00007024	Accounts Payable	93723		CBT Company	\$1,275.92	
3/26/2018	353,803	PMCHK00007024	Accounts Payable	93724		CDW Government Inc.	\$276.70	
3/26/2018	353,804	PMCHK00007024	Accounts Payable	93725		Chemrite, Inc.	\$14,881.05	
3/26/2018	353,805	PMCHK00007024	Accounts Payable	93726		Cincinnati Bell	\$3,190.82	
3/26/2018	353,806	PMCHK00007024	Accounts Payable	93727		Clear Edge Filtration	\$2,858.23	
3/26/2018	353,807	PMCHK00007024	Accounts Payable	93728		Climaxx Motorsports	\$1,480.47	
3/26/2018	353,808	PMCHK00007024	Accounts Payable	93729		Core & Main	\$20,606.63	
3/26/2018	353,809	PMCHK00007024	Accounts Payable	93730		Crescent Springs Hardware	\$321.22	
3/26/2018	353,810	PMCHK00007024	Accounts Payable	93731		Document Destruction	\$320.00	
3/26/2018	353,811	PMCHK00007024	Accounts Payable	93732		Dons Garage Inc	\$509.71	
3/26/2018	353,812	PMCHK00007024	Accounts Payable	93733		Drifmeyer, Jeff	\$49.36	
3/26/2018	353,813	PMCHK00007024	Accounts Payable	93734		Duke Energy	\$23,256.25	
3/26/2018	353,814	PMCHK00007024	Accounts Payable	93735		Enquirer Media	\$537.13	
3/26/2018	353,815	PMCHK00007024	Accounts Payable	93736		Environmental Resource Assoc	\$438.78	
3/26/2018	353,816	PMCHK00007024	Accounts Payable	93737		Federal Express	\$52.86	
3/26/2018	353,817	PMCHK00007024	Accounts Payable	93738		Fisher Scientific	\$2,084.28	
3/26/2018	353,818	PMCHK00007024	Accounts Payable	93739		Florence Winwater Works	\$4,887.10	
3/26/2018	353,819	PMCHK00007024	Accounts Payable	93740		Fortiline, Inc.	\$247.20	
3/26/2018	353,820	PMCHK00007024	Accounts Payable	93741		General Foundries, Inc.	\$875.00	
3/26/2018	353,821	PMCHK00007024	Accounts Payable	93742		Grainger	\$2,469.08	
3/26/2018	353,822	PMCHK00007024	Accounts Payable	93743		Graybar Electric Co Inc	\$1,171.74	
3/26/2018	353,823	PMCHK00007024	Accounts Payable	93744		Hach Company	\$2,637.51	
3/26/2018	353,824	PMCHK00007024	Accounts Payable	93745		Hall's Paving & Sealing, Inc.	\$8,291.42	
3/26/2018	353,825	PMCHK00007024	Accounts Payable	93746		High Purity Standards	\$84.07	
3/26/2018	353,826	PMCHK00007024	Accounts Payable	93747		Humana Dental Ins. Co.	\$1,102.50	
3/26/2018	353,827	PMCHK00007024	Accounts Payable	93748		Ideal Supplies Inc	\$6,034.73	
3/26/2018	353,828	PMCHK00007024	Accounts Payable	93749		Janell Inc.	\$43.20	
3/26/2018	353,829	PMCHK00007024	Accounts Payable	93750		Johnson Electric Supply Co., The	\$165.33	
3/26/2018	353,830	PMCHK00007024	Accounts Payable	93751		Keidel Supply	\$361.32	
3/26/2018	353,831	PMCHK00007024	Accounts Payable	93752		Kenton County Clerk	\$675.00	
3/26/2018	353,832	PMCHK00007024	Accounts Payable	93753		KOI Enterprises, Inc	\$336.66	
3/26/2018	353,833	PMCHK00007024	Accounts Payable	93754		Charles L. Korzenborn	\$10,070.00	
3/26/2018	353,834	PMCHK00007024	Accounts Payable	93755		Layne Christensen Company	\$19,044.00	
3/26/2018	353,835	PMCHK00007024	Accounts Payable	93756		Lonneman, Patrick	\$87.16	



3/26/2018	353,836	PMCHK00007024	Accounts Payable		93757	Lowe's	\$2,037.08	
3/26/2018	353,837	PMCHK00007024	Accounts Payable		93758	Lykins Oil Company	\$2,285.35	
System:	DETAILED TRIAL B	9/24/2018	12:01:21 PM	Page:	144	User Date:	9/24/2018	User ID: skampsen
N Ky Water District								
3/26/2018	353,838	PMCHK00007024	Accounts Payable		93759	Murphy, Brad	\$2,504.85	
3/26/2018	353,839	PMCHK00007024	Accounts Payable		93760	No Ky Public Works Association	\$30.00	
3/26/2018	353,840	PMCHK00007024	Accounts Payable		93761	OFFICETEAM, Specialized Admin. Staffing	\$638.40	
3/26/2018	353,841	PMCHK00007024	Accounts Payable		93762	O'Reilly Auto Parts	\$20.48	
3/26/2018	353,842	PMCHK00007024	Accounts Payable		93763	Orr Safety Corporation	\$1,395.46	
3/26/2018	353,843	PMCHK00007024	Accounts Payable		93764	Owen Electric Cooperative Inc	\$323.43	
3/26/2018	353,844	PMCHK00007024	Accounts Payable		93765	Pilot Lumber	\$11.49	
3/26/2018	353,845	PMCHK00007024	Accounts Payable		93766	Polydyne, Inc.	\$3,344.00	
3/26/2018	353,846	PMCHK00007024	Accounts Payable		93767	Pridestaff Financial	\$1,372.75	
3/26/2018	353,847	PMCHK00007024	Accounts Payable		93768	Restek Corporation	\$317.75	
3/26/2018	353,848	PMCHK00007024	Accounts Payable		93769	Reynolds, Tyler	\$71.53	
3/26/2018	353,849	PMCHK00007024	Accounts Payable		93770	R & M Welding Products Inc	\$23.70	
3/26/2018	353,850	PMCHK00007024	Accounts Payable		93771	RNK Environmental Inc	\$4,775.00	
3/26/2018	353,851	PMCHK00007024	Accounts Payable		93772	Sanitation District No. 1	\$55.94	
3/26/2018	353,852	PMCHK00007024	Accounts Payable		93773	SAP America, Inc	\$3,632.90	
3/26/2018	353,853	PMCHK00007024	Accounts Payable		93774	Seal Analytical, Inc.	\$4,295.00	
3/26/2018	353,854	PMCHK00007024	Accounts Payable		93775	Southeastern Equipment Co Inc	\$273.70	
3/26/2018	353,855	PMCHK00007024	Accounts Payable		93776	Staples Advantage	\$262.03	
3/26/2018	353,856	PMCHK00007024	Accounts Payable		93777	Sumerel Tire Co., Inc., Bob	\$396.90	
3/26/2018	353,857	PMCHK00007024	Accounts Payable		93778	Thatcher Chemical of Florida Inc	\$10,608.00	
3/26/2018	353,858	PMCHK00007024	Accounts Payable		93779	Thermo Electron NA LLC	\$2,326.27	
3/26/2018	353,859	PMCHK00007024	Accounts Payable		93780	Time Warner Cable	\$110.00	
3/26/2018	353,860	PMCHK00007024	Accounts Payable		93781	Tri-State Plastics, Inc.	\$164.85	
3/26/2018	353,861	PMCHK00007024	Accounts Payable		93782	TrinSoft, LLC	\$255.00	
3/26/2018	353,862	PMCHK00007024	Accounts Payable		93783	Univar USA Inc.	\$2,779.87	
3/26/2018	353,863	PMCHK00007024	Accounts Payable		93784	USA Bluebook	\$170.43	
3/26/2018	353,864	PMCHK00007024	Accounts Payable		93785	USALCO	\$5,732.44	
3/26/2018	353,865	PMCHK00007024	Accounts Payable		93786	Viking Supply, Inc	\$2,158.75	
3/26/2018	353,866	PMCHK00007024	Accounts Payable		93787	VonLehman & Company Inc.	\$14,700.00	
3/26/2018	353,867	PMCHK00007024	Accounts Payable		93788	Wessel Lawncare & Landscaping	\$2,205.00	
3/26/2018	353,868	PMCHK00007024	Accounts Payable		93789	Wildman Corporate Apparel	\$179.34	
3/26/2018	353,869	PMVPY00001071	Accounts Payable		93750	Johnson Electric Supply Co., The	\$165.33	
3/26/2018	353,870	PMVPY00001071	Accounts Payable		93751	Keidel Supply	\$361.32	
3/26/2018	353,871	PMVPY00001071	Accounts Payable		93752	Kenton County Clerk	\$675.00	
3/26/2018	353,872	PMVPY00001071	Accounts Payable		93753	KOI Enterprises, Inc	\$336.66	
3/26/2018	353,873	PMVPY00001071	Accounts Payable		93754	Charles L. Korzenborn	\$10,070.00	
3/26/2018	353,874	PMVPY00001071	Accounts Payable		93755	Layne Christensen Company	\$19,044.00	
3/26/2018	353,875	PMVPY00001071	Accounts Payable		93756	Lonneman, Patrick	\$87.16	
3/26/2018	353,876	PMVPY00001071	Accounts Payable		93757	Lowe's	\$2,037.08	
3/26/2018	353,877	PMVPY00001071	Accounts Payable		93758	Lykins Oil Company	\$2,285.35	
3/26/2018	353,878	PMVPY00001071	Accounts Payable		93759	Murphy, Brad	\$2,504.85	
3/26/2018	353,879	PMVPY00001071	Accounts Payable		93760	No Ky Public Works Association	\$30.00	
3/26/2018	353,880	PMVPY00001071	Accounts Payable		93761	OFFICETEAM, Specialized Admin. Staffing	\$638.40	
3/26/2018	353,881	PMVPY00001071	Accounts Payable		93762	O'Reilly Auto Parts	\$20.48	
3/26/2018	353,882	PMVPY00001071	Accounts Payable		93763	Orr Safety Corporation	\$1,395.46	
3/26/2018	353,883	PMVPY00001071	Accounts Payable		93764	Owen Electric Cooperative Inc	\$323.43	
3/26/2018	353,884	PMVPY00001071	Accounts Payable		93765	Pilot Lumber	\$11.49	
3/26/2018	353,885	PMVPY00001071	Accounts Payable		93766	Polydyne, Inc.	\$3,344.00	
3/26/2018	353,886	PMVPY00001071	Accounts Payable		93767	Pridestaff Financial	\$1,372.75	
3/26/2018	353,887	PMVPY00001071	Accounts Payable		93768	Restek Corporation	\$317.75	
3/26/2018	353,888	PMVPY00001071	Accounts Payable		93769	Reynolds, Tyler	\$71.53	
3/26/2018	353,889	PMVPY00001071	Accounts Payable		93770	R & M Welding Products Inc	\$23.70	
3/26/2018	353,890	PMVPY00001071	Accounts Payable		93771	RNK Environmental Inc	\$4,775.00	
3/26/2018	353,891	PMVPY00001071	Accounts Payable		93772	Sanitation District No. 1	\$55.94	
3/26/2018	353,892	PMVPY00001071	Accounts Payable		93773	SAP America, Inc	\$3,632.90	

3/26/2018	353,893	PMVPY00001071	Accounts Payable	93774	Seal Analytical, Inc.	\$4,295.00
3/26/2018	353,894	PMVPY00001071	Accounts Payable	93775	Southeastern Equipment Co Inc	\$273.70
3/26/2018	353,895	PMVPY00001071	Accounts Payable	93776	Staples Advantage	\$262.03
3/26/2018	353,896	PMVPY00001071	Accounts Payable	93777	Sumerel Tire Co., Inc., Bob	\$396.90
3/26/2018	353,897	PMVPY00001071	Accounts Payable	93778	Thatcher Chemical of Florida Inc	\$10,608.00
3/26/2018	353,898	PMVPY00001071	Accounts Payable	93779	Thermo Electron NA LLC	\$2,326.27
3/26/2018	353,899	PMVPY00001071	Accounts Payable	93780	Time Warner Cable	\$110.00
3/26/2018	353,900	PMVPY00001071	Accounts Payable	93781	Tri-State Plastics, Inc.	\$164.85
3/26/2018	353,901	PMVPY00001071	Accounts Payable	93782	TrinSoft, LLC	\$255.00
3/26/2018	353,902	PMVPY00001071	Accounts Payable	93783	Univar USA Inc.	\$2,779.87
3/26/2018	353,903	PMVPY00001071	Accounts Payable	93784	USA Bluebook	\$170.43
3/26/2018	353,904	PMVPY00001071	Accounts Payable	93785	USALCO	\$5,732.44
3/26/2018	353,905	PMVPY00001071	Accounts Payable	93786	Viking Supply, Inc	\$2,158.75
3/26/2018	353,906	PMVPY00001071	Accounts Payable	93787	VonLehman & Company Inc.	\$14,700.00
3/26/2018	353,907	PMVPY00001071	Accounts Payable	93788	Wessel Lawncare & Landscaping	\$2,205.00
3/26/2018	353,908	PMVPY00001071	Accounts Payable	93789	Wildman Corporate Apparel	\$179.34
3/26/2018	353,909	PMCHK00007025	Accounts Payable	93790	Johnson Electric Supply Co., The	\$165.33
3/26/2018	353,910	PMCHK00007025	Accounts Payable	93791	Keidel Supply	\$361.32
3/26/2018	353,911	PMCHK00007025	Accounts Payable	93792	Kenton County Clerk	\$675.00
System:	DETAILED TRIAL B 9/24/2018	12:01:21 PM	Page:	145	User Date:	9/24/2018
					User ID:	skampsen
N Ky Water District						
3/26/2018	353,912	PMCHK00007025	Accounts Payable	93793	KOI Enterprises, Inc	\$336.66
3/26/2018	353,913	PMCHK00007025	Accounts Payable	93794	Charles L. Korzenborn	\$10,070.00
3/26/2018	353,914	PMCHK00007025	Accounts Payable	93795	Layne Christensen Company	\$19,044.00
3/26/2018	353,915	PMCHK00007025	Accounts Payable	93796	Lonneman, Patrick	\$87.16
3/26/2018	353,916	PMCHK00007025	Accounts Payable	93797	Lowe's	\$2,037.08
3/26/2018	353,917	PMCHK00007025	Accounts Payable	93798	Lykins Oil Company	\$2,285.35
3/26/2018	353,918	PMCHK00007025	Accounts Payable	93799	Murphy, Brad	\$2,504.85
3/26/2018	353,919	PMCHK00007025	Accounts Payable	93800	No Ky Public Works Association	\$30.00
3/26/2018	353,920	PMCHK00007025	Accounts Payable	93801	OFFICETEAM, Specialized Admin. Staffing	\$638.40
3/26/2018	353,921	PMCHK00007025	Accounts Payable	93802	O'Reilly Auto Parts	\$20.48
3/26/2018	353,922	PMCHK00007025	Accounts Payable	93803	Orr Safety Corporation	\$1,395.46
3/26/2018	353,923	PMCHK00007025	Accounts Payable	93804	Owen Electric Cooperative Inc	\$323.43
3/26/2018	353,924	PMCHK00007025	Accounts Payable	93805	Pilot Lumber	\$11.49
3/26/2018	353,925	PMCHK00007025	Accounts Payable	93806	Polydyne, Inc.	\$3,344.00
3/26/2018	353,926	PMCHK00007025	Accounts Payable	93807	Pridestaff Financial	\$1,372.75
3/26/2018	353,927	PMCHK00007025	Accounts Payable	93808	Restek Corporation	\$317.75
3/26/2018	353,928	PMCHK00007025	Accounts Payable	93809	Reynolds, Tyler	\$71.53
3/26/2018	353,929	PMCHK00007025	Accounts Payable	93810	R & M Welding Products Inc	\$23.70
3/26/2018	353,930	PMCHK00007025	Accounts Payable	93811	RNK Environmental Inc	\$4,775.00
3/26/2018	353,931	PMCHK00007025	Accounts Payable	93812	Sanitation District No. 1	\$55.94
3/26/2018	353,932	PMCHK00007025	Accounts Payable	93813	SAP America, Inc	\$3,632.90
3/26/2018	353,933	PMCHK00007025	Accounts Payable	93814	Seal Analytical, Inc.	\$4,295.00
3/26/2018	353,934	PMCHK00007025	Accounts Payable	93815	Southeastern Equipment Co Inc	\$273.70
3/26/2018	353,935	PMCHK00007025	Accounts Payable	93816	Staples Advantage	\$262.03
3/26/2018	353,936	PMCHK00007025	Accounts Payable	93817	Sumerel Tire Co., Inc., Bob	\$396.90
3/26/2018	353,937	PMCHK00007025	Accounts Payable	93818	Thatcher Chemical of Florida Inc	\$10,608.00
3/26/2018	353,938	PMCHK00007025	Accounts Payable	93819	Thermo Electron NA LLC	\$2,326.27
3/26/2018	353,939	PMCHK00007025	Accounts Payable	93820	Time Warner Cable	\$110.00
3/26/2018	353,940	PMCHK00007025	Accounts Payable	93821	Tri-State Plastics, Inc.	\$164.85
3/26/2018	353,941	PMCHK00007025	Accounts Payable	93822	TrinSoft, LLC	\$255.00
3/26/2018	353,942	PMCHK00007025	Accounts Payable	93823	Univar USA Inc.	\$2,779.87
3/26/2018	353,943	PMCHK00007025	Accounts Payable	93824	USA Bluebook	\$170.43
3/26/2018	353,944	PMCHK00007025	Accounts Payable	93825	USALCO	\$5,732.44
3/26/2018	353,945	PMCHK00007025	Accounts Payable	93826	Viking Supply, Inc	\$2,158.75
3/26/2018	353,946	PMCHK00007025	Accounts Payable	93827	VonLehman & Company Inc.	\$14,700.00
3/26/2018	353,947	PMCHK00007025	Accounts Payable	93828	Wessel Lawncare & Landscaping	\$2,205.00
3/26/2018	353,948	PMCHK00007025	Accounts Payable	93829	Wildman Corporate Apparel	\$179.34
3/26/2018	353,963	PMTRX00011419	Accounts Payable	FIRE HYDRANT 1928	B & B Riverboats	\$141.63

3/26/2018	353,964	PMTRX00011419	Accounts Payable	FIRE HYDRANT 1930	Bellevue Board Of Ed		\$18.71
3/26/2018	353,966	PMTRX00011419	Accounts Payable	FIRE HYDRANT 1931	Carrera Const.		\$175.59
3/26/2018	353,967	PMTRX00011419	Accounts Payable	FIRE HYDRANT 1927	Champion Cleaning		\$272.91
3/26/2018	353,984	PMTRX00011419	Accounts Payable	FIRE HYDRANT 1933	M & W Excavation		\$152.77
3/26/2018	353,989	PMTRX00011419	Accounts Payable	FIRE HYDRANT 1934	Tele-Vac Environmental		\$65.20
3/26/2018	354,030	PMTRX00011420	Accounts Payable	1803-975461	Pilot Lumber		\$7.94
3/26/2018	354,045	PMTRX00011420	Accounts Payable	9844	Wessel Lawncare & Landscaping		\$1,810.00
3/26/2018	354,078	PMTRX00011421	Accounts Payable	925313	Lowe's		\$55.05
3/26/2018	354,081	PMTRX00011421	Accounts Payable	DK-401504	Project Resources Group, Inc.		\$788.19
3/26/2018	354,156	PMTRX00011422	Accounts Payable	315662-7	Arts Rental Equipment & Supply		\$485.00
3/26/2018	354,164	PMTRX00011422	Accounts Payable	944794	Janell Inc.		\$87.26
3/26/2018	354,331	PMTRX00011424	Accounts Payable	MDX7921	CDW Government Inc.		\$125.68
3/26/2018	354,338	PMTRX00011424	Accounts Payable	4480307 1/6	Cincinnati Bell		\$64.51
3/26/2018	354,339	PMTRX00011424	Accounts Payable	5811080 1/6	Cincinnati Bell		\$298.33
3/26/2018	354,349	PMTRX00011424	Accounts Payable	81903790016 1/6	Duke Energy		\$8.19
3/26/2018	354,396	PMTRX00011425	Accounts Payable	222217	Abraxis, LLC		\$1,735.00
3/26/2018	354,399	PMTRX00011425	Accounts Payable	302670	Batoray, Inc.		\$212.45
3/26/2018	354,419	PMTRX00011425	Accounts Payable	2268709	Ideal Supplies Inc		\$194.25
3/26/2018	354,420	PMTRX00011425	Accounts Payable	2268723	Ideal Supplies Inc		\$220.00
3/26/2018	354,440	PMTRX00011426	Accounts Payable	28746	Midwest Bottle Gas Dist. Inc		\$683.79
3/26/2018	354,447	PMTRX00011426	Accounts Payable	50542651	OFFICETEAM, Specialized Admin. Staffing		\$648.38
3/26/2018	354,448	PMTRX00011426	Accounts Payable	INV4314868	Orr Safety Corporation		\$368.82
3/26/2018	354,464	PMTRX00011426	Accounts Payable	2400	RNK Environmental Inc		\$365.00
3/26/2018	354,468	PMTRX00011426	Accounts Payable	36400	Seal Analytical, Inc.		\$690.00
3/26/2018	354,480	PMTRX00011426	Accounts Payable	107019154	Sumerel Tire Co., Inc., Bob		\$390.43
3/26/2018	354,485	PMTRX00011426	Accounts Payable	SRV019999	TrinSoft, LLC		\$212.50
3/26/2018	354,491	PMTRX00011426	Accounts Payable	64078	Vogelpohl Fire Equipment, Inc.		\$536.04
3/27/2018	353,951	PMCHK00007026	Accounts Payable	93830	Kentucky State Treasurer	\$5,765.35	
3/27/2018	354,023	PMTRX00011420	Accounts Payable	910400	Lowe's		\$23.31
3/27/2018	354,068	PMTRX00011421	Accounts Payable	7271775	CBT Company		\$22.37
3/27/2018	354,077	PMTRX00011421	Accounts Payable	767-018602	KOI Enterprises, Inc		\$113.57
3/27/2018	354,149	RECVG00002342	Accounts Payable	RCT0000010325	Core & Main		\$17,199.00
3/27/2018	354,319	RECVG00002343	Accounts Payable	RCT0000010329	Industrial Wire Rope Supply Co Inc		\$2,268.00
3/27/2018	354,320	RECVG00002343	Accounts Payable	RCT0000010330	Fortiline, Inc.		\$2,183.04
3/27/2018	354,321	RECVG00002343	Accounts Payable	RCT0000010331	Viking Supply, Inc		\$2,182.50
3/27/2018	354,330	PMTRX00011424	Accounts Payable	MFK7130	CDW Government Inc.		\$34.10
System:	DETAILED TRIAL B 9/24/2018	12:01:21 PM	Page:	146	User Date:	9/24/2018	User ID: skampsen
N Ky Water District							
3/27/2018	354,344	PMTRX00011424	Accounts Payable	30200530205 03/18F	Duke Energy		\$19.70
3/27/2018	354,347	PMTRX00011424	Accounts Payable	51502144018 1/6	Duke Energy		\$139.74
3/27/2018	354,408	PMTRX00011425	Accounts Payable	8400403202 1/6	Duke Energy		\$8.61
3/27/2018	354,409	PMTRX00011425	Accounts Payable	87400403218 1/6	Duke Energy		\$34.79
3/27/2018	354,416	PMTRX00011425	Accounts Payable	2268741	Ideal Supplies Inc		\$330.00
3/27/2018	354,417	PMTRX00011425	Accounts Payable	2268731	Ideal Supplies Inc		\$220.00
3/27/2018	354,418	PMTRX00011425	Accounts Payable	2268735	Ideal Supplies Inc		\$82.50
3/27/2018	354,439	PMTRX00011426	Accounts Payable	REFUND CREDIT 03/18	McMullen, Mac		\$1,296.00
3/27/2018	354,473	PMTRX00011426	Accounts Payable	107019162	Sumerel Tire Co., Inc., Bob		\$97.94
3/27/2018	354,474	PMTRX00011426	Accounts Payable	107019158	Sumerel Tire Co., Inc., Bob		\$867.96
3/27/2018	354,486	PMTRX00011426	Accounts Payable	1302684	USALCO		\$5,892.92
3/27/2018	354,507	PMTRX00011427	Accounts Payable	7047121	Industrial Controls Distributors		\$752.76
3/27/2018	354,517	PMTRX00011427	Accounts Payable	69135	Tri-State Plastics, Inc.		\$147.00
3/28/2018	354,047	PMVPY00001072	Accounts Payable	93539	Ooten, Tina		\$75.09
3/28/2018	354,048	PMVVR00001374	Accounts Payable	REFUND CREDIT 02/18	Ooten, Tina	\$75.09	
3/28/2018	354,072	PMTRX00011421	Accounts Payable	MILEAGE 03/18	Boden, Deanna		\$115.54
3/28/2018	354,150	RECVG00002342	Accounts Payable	RCT0000010326	Florence Winwater Works		\$27,817.85
3/28/2018	354,151	RECVG00002342	Accounts Payable	RCT0000010327	Florence Winwater Works		\$4,099.96
3/28/2018	354,154	PMTRX00011422	Accounts Payable	MILEAGE 03/18	Rechtin, Lindsey		\$186.64
3/28/2018	354,155	PMTRX00011422	Accounts Payable	317654-4	Arts Rental Equipment & Supply		\$21.25
3/28/2018	354,158	PMTRX00011422	Accounts Payable	243971	Crescent Springs Hardware		\$148.66

3/28/2018	354,159	PMTRX00011422	Accounts Payable	243964	Crescent Springs Hardware	\$21.98		
3/28/2018	354,160	PMTRX00011422	Accounts Payable	243933	Crescent Springs Hardware	\$50.66		
3/28/2018	354,161	PMTRX00011422	Accounts Payable	243941	Crescent Springs Hardware	\$2.28		
3/28/2018	354,162	PMTRX00011422	Accounts Payable	243960	Crescent Springs Hardware	\$11.98		
3/28/2018	354,165	PMTRX00011422	Accounts Payable	743-130727	KOI Enterprises, Inc	\$112.70		
3/28/2018	354,167	PMTRX00011422	Accounts Payable	902542	Lowe's	\$65.35		
3/28/2018	354,168	PMTRX00011422	Accounts Payable	17279743	Matheson Tri-Gas, Inc.	\$666.29		
3/28/2018	354,169	PMTRX00011422	Accounts Payable	918928	Murphy Tractor & Equipment Co.	\$151.33		
3/28/2018	354,345	PMTRX00011424	Accounts Payable	10300223228 1/6	Duke Energy	\$11,770.56		
3/28/2018	354,346	PMTRX00011424	Accounts Payable	11402057019 1/6	Duke Energy	\$102.56		
3/28/2018	354,357	PMTRX00011424	Accounts Payable	8939581	Fisher Scientific	\$597.68		
3/28/2018	354,360	PMTRX00011424	Accounts Payable	10896395	Hach Company	\$623.31		
3/28/2018	354,361	PMTRX00011424	Accounts Payable	413947	Hall's Paving & Sealing, Inc.	\$8,472.88		
3/28/2018	354,438	PMTRX00011426	Accounts Payable	925584	Lowe's	\$27.28		
3/28/2018	354,450	PMTRX00011426	Accounts Payable	INV4316991	Orr Safety Corporation	\$213.84		
3/28/2018	354,452	PMTRX00011426	Accounts Payable	5121002 1/6	Owen Electric Cooperative Inc	\$225.95		
3/28/2018	354,465	PMTRX00011426	Accounts Payable	2414934	RUMPKE	\$120.00		
3/28/2018	354,478	PMTRX00011426	Accounts Payable	107019194	Sumerel Tire Co., Inc., Bob	\$582.16		
3/28/2018	354,479	PMTRX00011426	Accounts Payable	107019199	Sumerel Tire Co., Inc., Bob	\$77.98		
3/28/2018	354,505	PMTRX00011427	Accounts Payable	2268763	Ideal Supplies Inc	\$110.00		
3/28/2018	354,512	PMTRX00011427	Accounts Payable	2470106	Lykins Oil Company	\$876.37		
3/28/2018	354,513	PMTRX00011427	Accounts Payable	2470107	Lykins Oil Company	\$351.74		
3/29/2018	354,170	PMTRX00011422	Accounts Payable	UNIFORM 03/18	Bowling, Derek	\$71.76		
3/29/2018	354,171	PMCHK00007027	Accounts Payable	93831	Arts Rental Equipment & Supply	\$506.25		
3/29/2018	354,172	PMCHK00007027	Accounts Payable	93832	Baldwin, Sharon	\$8.11		
3/29/2018	354,173	PMCHK00007027	Accounts Payable	93833	B & B Riverboats	\$141.63		
3/29/2018	354,174	PMCHK00007027	Accounts Payable	93834	Bellevue Board Of Ed	\$18.71		
3/29/2018	354,175	PMCHK00007027	Accounts Payable	93835	Boden, Deanna	\$115.54		
3/29/2018	354,176	PMCHK00007027	Accounts Payable	93836	Bowling, Derek	\$71.76		
3/29/2018	354,177	PMCHK00007027	Accounts Payable	93837	Bray Truck & Parts	\$1,095.52		
3/29/2018	354,178	PMCHK00007027	Accounts Payable	93838	Brummett, Amanda	\$127.09		
3/29/2018	354,179	PMCHK00007027	Accounts Payable	93839	Butler Lawn Care & Landscaping	\$900.00		
3/29/2018	354,180	PMCHK00007027	Accounts Payable	93840	Carrera Const.	\$175.59		
3/29/2018	354,181	PMCHK00007027	Accounts Payable	93841	CBT Company	\$22.37		
3/29/2018	354,182	PMCHK00007027	Accounts Payable	93842	Champion Cleaning	\$272.91		
3/29/2018	354,183	PMCHK00007027	Accounts Payable	93843	Cincinnati Bell	\$441.45		
3/29/2018	354,184	PMCHK00007027	Accounts Payable	93844	Cincinnati Bell Any Distance	\$65.32		
3/29/2018	354,185	PMCHK00007027	Accounts Payable	93845	Cintas #315	\$1,584.46		
3/29/2018	354,186	PMCHK00007027	Accounts Payable	93846	Core & Main	\$19,543.80		
3/29/2018	354,187	PMCHK00007027	Accounts Payable	93847	Crescent Springs Hardware	\$235.56		
3/29/2018	354,188	PMCHK00007027	Accounts Payable	93848	Desert Diamond Industries, LLC	\$3,675.00		
3/29/2018	354,189	PMCHK00007027	Accounts Payable	93849	Devan-Moss, Sylvia	\$83.85		
3/29/2018	354,190	PMCHK00007027	Accounts Payable	93850	Duke Energy	\$18,161.43		
3/29/2018	354,191	PMCHK00007027	Accounts Payable	93851	Edmondson, Renee	\$9.32		
3/29/2018	354,192	PMCHK00007027	Accounts Payable	93852	Electric Motor Technologies LLC	\$1,648.00		
3/29/2018	354,193	PMCHK00007027	Accounts Payable	93853	Eleazarraz, Anthony	\$105.30		
3/29/2018	354,194	PMCHK00007027	Accounts Payable	93854	Environmental Laboratories, Inc.	\$75.00		
3/29/2018	354,195	PMCHK00007027	Accounts Payable	93855	Equipment Depot	\$81.75		
3/29/2018	354,196	PMCHK00007027	Accounts Payable	93856	Ewing, Pat	\$56.44		
3/29/2018	354,197	PMCHK00007027	Accounts Payable	93857	Farrell, Scott	\$1.61		
3/29/2018	354,198	PMCHK00007027	Accounts Payable	93858	Federal Express	\$53.26		
3/29/2018	354,199	PMCHK00007027	Accounts Payable	93859	Filtrous	\$509.12		
3/29/2018	354,200	PMCHK00007027	Accounts Payable	93860	Florence Winwater Works	\$34,466.25		
System:	DETAILED TRIAL B 9/24/2018	12:01:21 PM	Page:	147	User Date:	9/24/2018	User ID:	skampsen
N Ky Water District								
3/29/2018	354,201	PMCHK00007027	Accounts Payable	93861	Fortiline, Inc.	\$1,562.25		
3/29/2018	354,202	PMCHK00007027	Accounts Payable	93862	Frost Brown Todd LLC	\$6,563.20		
3/29/2018	354,203	PMCHK00007027	Accounts Payable	93863	Gibson, Daniel	\$33.62		
3/29/2018	354,204	PMCHK00007027	Accounts Payable	93864	Grainger	\$424.46		

3/29/2018	354,205	PMCHK00007027	Accounts Payable	93865	Gulla, Jeffrey	\$61.70	
3/29/2018	354,206	PMCHK00007027	Accounts Payable	93866	Hall's Paving & Sealing, Inc.	\$8,449.46	
3/29/2018	354,207	PMCHK00007027	Accounts Payable	93867	Harper Oil Products Inc	\$4,456.20	
3/29/2018	354,208	PMCHK00007027	Accounts Payable	93868	Hoffmeier, Tiffany	\$10.37	
3/29/2018	354,209	PMCHK00007027	Accounts Payable	93869	Hollingsworth, Tina	\$52.88	
3/29/2018	354,210	PMCHK00007027	Accounts Payable	93870	Hoskinds, Natasha	\$7.21	
3/29/2018	354,211	PMCHK00007027	Accounts Payable	93871	Hunt, Alissa	\$16.19	
3/29/2018	354,212	PMCHK00007027	Accounts Payable	93872	Ideal Supplies Inc	\$2,140.00	
3/29/2018	354,213	PMCHK00007027	Accounts Payable	93873	Janell Inc.	\$159.20	
3/29/2018	354,214	PMCHK00007027	Accounts Payable	93874	Johnson Electric Supply Co., The	\$42.46	
3/29/2018	354,215	PMCHK00007027	Accounts Payable	93875	Kampsen, Stacey	\$55.38	
3/29/2018	354,216	PMCHK00007027	Accounts Payable	93876	Keller, Rhonda	\$63.82	
3/29/2018	354,217	PMCHK00007027	Accounts Payable	93877	Kemira Water Solutions, Inc.	\$5,038.57	
3/29/2018	354,218	PMCHK00007027	Accounts Payable	93878	KOI Enterprises, Inc	\$261.78	
3/29/2018	354,219	PMCHK00007027	Accounts Payable	93879	Key Blue Prints Inc.	\$778.00	
3/29/2018	354,220	PMCHK00007027	Accounts Payable	93880	Klosterman, Stacy	\$71.44	
3/29/2018	354,221	PMCHK00007027	Accounts Payable	93881	Kranjcevic, Thomas	\$15.02	
3/29/2018	354,222	PMCHK00007027	Accounts Payable	93882	KW Mechanical, Inc.	\$4,032.00	
3/29/2018	354,223	PMCHK00007027	Accounts Payable	93883	Larusch, Kimberly	\$73.03	
3/29/2018	354,224	PMCHK00007027	Accounts Payable	93884	Lowe's	\$238.62	
3/29/2018	354,225	PMCHK00007027	Accounts Payable	93885	Lunsford Custom Homes	\$750.00	
3/29/2018	354,226	PMCHK00007027	Accounts Payable	93886	Lykins Oil Company	\$864.61	
3/29/2018	354,227	PMCHK00007027	Accounts Payable	93887	Martin, Bernadette	\$27.92	
3/29/2018	354,228	PMCHK00007027	Accounts Payable	93888	Matheson Tri-Gas, Inc.	\$666.29	
3/29/2018	354,229	PMCHK00007027	Accounts Payable	93889	Minuteman/Design Press	\$46.00	
3/29/2018	354,230	PMCHK00007027	Accounts Payable	93890	Murphy Tractor & Equipment Co.	\$151.33	
3/29/2018	354,231	PMCHK00007027	Accounts Payable	93891	M & W Excavation	\$152.77	
3/29/2018	354,232	PMCHK00007027	Accounts Payable	93892	Next Gen Cabling, Inc.	\$2,030.01	
3/29/2018	354,233	PMCHK00007027	Accounts Payable	93893	Orr Safety Corporation	\$1,755.42	
3/29/2018	354,234	PMCHK00007027	Accounts Payable	93894	Owen Electric Cooperative Inc	\$105.06	
3/29/2018	354,235	PMCHK00007027	Accounts Payable	93895	Pilot Lumber	\$7.94	
3/29/2018	354,236	PMCHK00007027	Accounts Payable	93896	Project Resources Group, Inc.	\$788.19	
3/29/2018	354,237	PMCHK00007027	Accounts Payable	93897	Ramey, Shannon	\$14.04	
3/29/2018	354,238	PMCHK00007027	Accounts Payable	93898	Rechtin, Lindsey	\$186.64	
3/29/2018	354,239	PMCHK00007027	Accounts Payable	93899	Sanitation District No. 1	\$1,890.56	
3/29/2018	354,240	PMCHK00007027	Accounts Payable	93900	Sanitation District No. 1	\$703.08	
3/29/2018	354,241	PMCHK00007027	Accounts Payable	93901	Scott, Don	\$34.43	
3/29/2018	354,242	PMCHK00007027	Accounts Payable	93902	Southern States	\$199.99	
3/29/2018	354,243	PMCHK00007027	Accounts Payable	93903	Specht, Bob	\$59.50	
3/29/2018	354,244	PMCHK00007027	Accounts Payable	93904	Staples Advantage	\$164.02	
3/29/2018	354,245	PMCHK00007027	Accounts Payable	93905	Sumerel Tire Co., Inc., Bob	\$189.95	
3/29/2018	354,246	PMCHK00007027	Accounts Payable	93906	Taulbee, Matthew	\$126.22	
3/29/2018	354,247	PMCHK00007027	Accounts Payable	93907	Tele-Vac Environmental	\$65.20	
3/29/2018	354,248	PMCHK00007027	Accounts Payable	93908	Tool House Inc.	\$257.00	
3/29/2018	354,249	PMCHK00007027	Accounts Payable	93909	Townsend, Randy	\$126.14	
3/29/2018	354,250	PMCHK00007027	Accounts Payable	93910	TrinSoft, LLC	\$85.00	
3/29/2018	354,251	PMCHK00007027	Accounts Payable	93911	Trumbull, Ruth	\$40.08	
3/29/2018	354,252	PMCHK00007027	Accounts Payable	93912	Turner, Daniel	\$126.65	
3/29/2018	354,253	PMCHK00007027	Accounts Payable	93913	USALCO	\$5,706.48	
3/29/2018	354,254	PMCHK00007027	Accounts Payable	93914	Viking Supply, Inc	\$2,409.00	
3/29/2018	354,255	PMCHK00007027	Accounts Payable	93915	Vogelpohl Fire Equipment, Inc.	\$664.43	
3/29/2018	354,256	PMCHK00007027	Accounts Payable	93916	Waste Resource Management Inc.	\$4,905.60	
3/29/2018	354,257	PMCHK00007027	Accounts Payable	93917	Wessel Lawncare & Landscaping	\$1,810.00	
3/29/2018	354,258	PMCHK00007027	Accounts Payable	93918	Wildman Corporate Apparel	\$421.82	
3/29/2018	354,259	PMCHK00007027	Accounts Payable	93919	Williams, Anna	\$126.67	
3/29/2018	354,324	PMTRX00011424	Accounts Payable	318131-4	Arts Rental Equipment & Supply		\$37.04
3/29/2018	354,325	PMTRX00011424	Accounts Payable	293482C-3	Arts Rental Equipment & Supply		\$16.00
3/29/2018	354,326	PMTRX00011424	Accounts Payable	293482B-3	Arts Rental Equipment & Supply		\$88.00
3/29/2018	354,328	PMTRX00011424	Accounts Payable	26756	Brighton Truck Service		\$534.28

3/29/2018	354,329	PMTRX00011424	Accounts Payable	MFX4118	CDW Government Inc.	\$33.18		
3/29/2018	354,348	PMTRX00011424	Accounts Payable	27102181013 1/6	Duke Energy	\$9.87		
3/29/2018	354,352	PMTRX00011424	Accounts Payable	JAN-MAR 2018	City of Southgate	\$250.00		
3/29/2018	354,405	PMTRX00011425	Accounts Payable	1031033 1/6	Cincinnati Bell	\$115.94		
3/29/2018	354,406	PMTRX00011425	Accounts Payable	4910801 1/6	Cincinnati Bell	\$129.40		
3/29/2018	354,413	PMTRX00011425	Accounts Payable	10899223	Hach Company	\$259.77		
3/29/2018	354,425	PMTRX00011425	Accounts Payable	1020734	ITsavvy LLC	\$219.54		
3/29/2018	354,427	PMTRX00011425	Accounts Payable	63662	K E Rose Company	\$830.00		
3/29/2018	354,434	PMTRX00011426	Accounts Payable	92086746	Layne Christensen Company	\$3,975.00		
3/29/2018	354,449	PMTRX00011426	Accounts Payable	INV4318468	Orr Safety Corporation	\$247.00		
3/29/2018	354,455	PMTRX00011426	Accounts Payable	S2678966.001	Pirtek Reading Road	\$1,111.35		
System:	DETAILED TRIAL B 9/24/2018	12:01:21 PM	Page:	148	User Date:	9/24/2018	User ID:	skampsen
N Ky Water District								
3/29/2018	354,457	PMTRX00011426	Accounts Payable	R 102002	Res/Comm Security Systems Inc.	\$51.00		
3/29/2018	354,458	PMTRX00011426	Accounts Payable	R 102003	Res/Comm Security Systems Inc.	\$51.00		
3/29/2018	354,459	PMTRX00011426	Accounts Payable	R 101996	Res/Comm Security Systems Inc.	\$51.00		
3/29/2018	354,460	PMTRX00011426	Accounts Payable	R 101997	Res/Comm Security Systems Inc.	\$51.00		
3/29/2018	354,461	PMTRX00011426	Accounts Payable	R 101994	Res/Comm Security Systems Inc.	\$51.00		
3/29/2018	354,462	PMTRX00011426	Accounts Payable	R 101995	Res/Comm Security Systems Inc.	\$51.00		
3/29/2018	354,470	PMTRX00011426	Accounts Payable	JS032818	Shirden's Carpet Cleaning Service	\$1,460.00		
3/29/2018	354,471	PMTRX00011426	Accounts Payable	JS032918	Shirden's Carpet Cleaning Service	\$1,895.00		
3/29/2018	354,499	PMTRX00011427	Accounts Payable	104072	Bray Trucking Inc.	\$807.11		
3/29/2018	354,500	PMTRX00011427	Accounts Payable	104063	Bray Trucking Inc.	\$192.00		
3/29/2018	354,506	PMTRX00011427	Accounts Payable	2268779	Ideal Supplies Inc	\$825.00		
3/30/2018	353,949	PMTRX00011418	Accounts Payable	033018DEFCOMP	Kentucky State Treasurer	\$5,743.49		
3/30/2018	353,950	PMTRX00011418	Accounts Payable	033018DEFLOANS	Kentucky State Treasurer	\$21.86		
3/30/2018	354,327	PMTRX00011424	Accounts Payable	8032162	BestOne, Tire & Service of Mid America, Inc.	\$686.06		
3/30/2018	354,341	PMTRX00011424	Accounts Payable	4374	City of Cold Spring	\$13.50		
3/30/2018	354,342	PMTRX00011424	Accounts Payable	4368	City of Cold Spring	\$229.50		
3/30/2018	354,355	PMTRX00011424	Accounts Payable	KYERL237554	Fastenal Company	\$1,365.60		
3/30/2018	354,356	PMTRX00011424	Accounts Payable	47157321436 1/6	Fifth Third Bank-Visa	\$6,754.69		
3/30/2018	354,359	PMTRX00011424	Accounts Payable	10901201	Hach Company	\$119.94		
3/30/2018	354,454	PMTRX00011426	Accounts Payable	PETTY CASH 03/18	Colleen Medert-Petty Cash	\$86.56		
3/30/2018	354,475	PMTRX00011426	Accounts Payable	107019240	Sumerel Tire Co., Inc., Bob	\$602.78		
3/30/2018	354,476	PMTRX00011426	Accounts Payable	107019241	Sumerel Tire Co., Inc., Bob	\$189.25		
3/30/2018	354,477	PMTRX00011426	Accounts Payable	107019239	Sumerel Tire Co., Inc., Bob	\$34.97		
3/31/2018	354,323	PMTRX00011424	Accounts Payable	294299B-4	Arts Rental Equipment & Supply	\$320.00		
3/31/2018	354,401	PMTRX00011425	Accounts Payable	53266	Blue Chip Express & Courier Service	\$210.00		
3/31/2018	354,443	PMTRX00011426	Accounts Payable	1002736	Mobilcomm Inc.	\$464.00		
3/31/2018	354,444	PMTRX00011426	Accounts Payable	1002727	Mobilcomm Inc.	\$499.00		
3/31/2018	354,456	PMTRX00011426	Accounts Payable	39664	Plant Trolley, Inc., The	\$177.12		
3/31/2018	354,463	PMTRX00011426	Accounts Payable	91844	R & M Welding Products Inc	\$293.63		
3/31/2018	354,469	PMTRX00011426	Accounts Payable	18-0219	Security Fence Group, Inc.	\$321.00		
3/31/2018	354,492	PMTRX00011426	Accounts Payable	53723732	Wex Bank	\$15,228.20		
4/1/2018	354,530	PMTRX00011429	Accounts Payable	62900752208 2/9	Duke Energy	\$558.84		
4/1/2018	354,531	PMTRX00011429	Accounts Payable	163459083	EyeMed	\$1,357.56		
4/1/2018	354,532	PMTRX00011429	Accounts Payable	NKWSDBL1570164 4/18	Lincoln National Life Insurance Co.	\$846.58		
4/1/2018	354,533	PMTRX00011429	Accounts Payable	NKWSDBL633284 4/18	Lincoln National Life Insurance Co.	\$5,735.86		
4/1/2018	354,536	PMTRX00011429	Accounts Payable	10964	Pension Corporation of America	\$4,931.92		
4/1/2018	354,538	PMTRX00011429	Accounts Payable	3214H7087 04/18	Travelers	\$109,610.50		
4/1/2018	354,623	PMTRX00011430	Accounts Payable	17088	Fastech Alarms &	\$231.17		
4/1/2018	354,652	PMTRX00011432	Accounts Payable	64990	Around the Clock Answering Service	\$460.50		
4/1/2018	354,661	PMTRX00011432	Accounts Payable	104149	Bray Trucking Inc.	\$71.06		
4/1/2018	354,662	PMTRX00011432	Accounts Payable	104148	Bray Trucking Inc.	\$2,080.60		
4/1/2018	354,667	PMTRX00011432	Accounts Payable	1039861 2/9	Cincinnati Bell	\$36.56		
4/1/2018	354,668	PMTRX00011432	Accounts Payable	D160351 04/18	Cincinnati Bell	\$1,454.49		
4/1/2018	354,669	PMTRX00011432	Accounts Payable	L164224 04/18	Cincinnati Bell	\$124.85		
4/1/2018	354,672	PMTRX00011432	Accounts Payable	D160584 04/18	Cincinnati Bell	\$8,278.35		
4/1/2018	354,684	PMTRX00011432	Accounts Payable	0001524764/342501	Enquirer Media	\$547.68		

4/1/2018	354,685	PMTRX00011432	Accounts Payable	15543	Fedders Feed Co., J. H.		\$88.85		
4/1/2018	354,690	PMTRX00011433	Accounts Payable	9302740416	Graybar Electric Co Inc	\$675.39			
4/1/2018	354,691	PMTRX00011433	Accounts Payable	9303188861	Graybar Electric Co Inc		\$54.54		
4/1/2018	354,692	PMTRX00011433	Accounts Payable	9303159805	Graybar Electric Co Inc		\$66.89		
4/1/2018	354,693	PMTRX00011433	Accounts Payable	9303159806	Graybar Electric Co Inc		\$403.76		
4/1/2018	354,697	PMTRX00011433	Accounts Payable	2327243	KEMI		\$4,814.95		
4/1/2018	354,699	PMTRX00011433	Accounts Payable	927305	Lowe's		\$15.19		
4/1/2018	354,705	PMTRX00011433	Accounts Payable	351288	Richie Trucking		\$1,625.00		
4/1/2018	354,708	PMTRX00011433	Accounts Payable	2412619	RUMPKE		\$10.00		
4/1/2018	354,709	PMTRX00011433	Accounts Payable	8100034728000	Sanitation District No. 1	2/9	\$15.46		
4/1/2018	354,710	PMTRX00011433	Accounts Payable	8100034727001	Sanitation District No. 1	2/9	\$25.04		
4/1/2018	354,711	PMTRX00011433	Accounts Payable	TRAVEL 04/18	Jeff Schuchter		\$441.97		
4/1/2018	354,712	PMTRX00011433	Accounts Payable	MILEAGE 04/18	Jeff Schuchter		\$355.89		
4/1/2018	354,715	PMTRX00011433	Accounts Payable	3372772279	Staples Advantage		\$92.43		
4/1/2018	354,716	PMTRX00011433	Accounts Payable	3372773304	Staples Advantage		\$55.26		
4/1/2018	354,717	PMTRX00011433	Accounts Payable	536252	Travelers		\$2,500.00		
4/1/2018	354,719	PMTRX00011433	Accounts Payable	430234	Vivial	2/9	\$630.80		
4/1/2018	354,720	PMTRX00011433	Accounts Payable	INV147164	Wachs Company, E. H.		\$395.40		
4/1/2018	354,724	PMTRX00011434	Accounts Payable	7013014730	Applied Industrial Tech, Inc.		\$56.92		
4/1/2018	354,725	PMTRX00011434	Accounts Payable	80019558	Badger Meter, Inc		\$63.00		
4/1/2018	354,727	PMTRX00011434	Accounts Payable	45070	Calloway Cleaning & Restoration		\$1,829.23		
4/1/2018	354,728	PMTRX00011434	Accounts Payable	45068	Calloway Cleaning & Restoration		\$5,941.17		
4/1/2018	354,729	PMTRX00011434	Accounts Payable	45058	Calloway Cleaning & Restoration		\$3,132.85		
4/1/2018	354,730	PMTRX00011434	Accounts Payable	45069	Calloway Cleaning & Restoration		\$1,966.30		
4/1/2018	354,733	PMTRX00011434	Accounts Payable	25309	Literature Fulfillment Services		\$17,497.61		
4/1/2018	354,738	RECVG00002344	Accounts Payable	RCT0000010332	Electric Motor Technologies LLC		\$16,625.00		
4/1/2018	354,739	RECVG00002344	Accounts Payable	RCT0000010333	Harrington Industrial Plastics		\$131.85		
4/1/2018	354,740	RECVG00002344	Accounts Payable	RCT0000010334	Harrington Industrial Plastics		\$1,085.65		
System:	DETAILED TRIAL B 9/24/2018		12:01:21 PM	Page:	149	User Date:	9/24/2018	User ID:	skampsen
N Ky Water District									
4/1/2018	354,741	RECVG00002344	Accounts Payable	RCT0000010335	Trane U.S., Inc.		\$1,799.00		
4/1/2018	354,742	RECVG00002344	Accounts Payable	RCT0000010336	Planning & Development Service of Kenton Cou		\$4,441.78		
4/1/2018	354,743	RECVG00002344	Accounts Payable	RCT0000010337	Thermo Electron NA LLC		\$2,900.00		
4/1/2018	354,744	RECVG00002344	Accounts Payable	RCT0000010338	Lucity, Inc		\$450.00		
4/1/2018	354,745	RECVG00002344	Accounts Payable	RCT0000010339	Florence Winwater Works		\$5,595.00		
4/1/2018	354,811	PMTRX00011438	Accounts Payable	22692	Mark's Garage		\$83.08		
4/1/2018	354,812	PMTRX00011438	Accounts Payable	22681	Mark's Garage		\$31.95		
4/1/2018	354,813	PMTRX00011438	Accounts Payable	22744	Mark's Garage		\$178.22		
4/1/2018	354,814	PMTRX00011438	Accounts Payable	22620	Mark's Garage		\$412.63		
4/1/2018	354,816	PMTRX00011438	Accounts Payable	1.20125E+11	Office Depot, Inc.		\$60.29		
4/1/2018	354,860	PMTRX00011439	Accounts Payable	5789898	Cincinnati Bell	1/6	\$136.49		
4/1/2018	354,861	PMTRX00011439	Accounts Payable	5784894	Cincinnati Bell	1/6	\$1,587.22		
4/1/2018	354,862	PMTRX00011439	Accounts Payable	6665725	Cincinnati Bell	1/6	\$1,816.25		
4/1/2018	354,988	PMTRX00011441	Accounts Payable	1/18/4723	AMTEC		\$400.00		
4/1/2018	354,989	PMTRX00011441	Accounts Payable	2/18/3841	AMTEC		\$800.00		
4/1/2018	354,991	PMTRX00011441	Accounts Payable	7001535743	AWWA		\$211.00		
4/1/2018	354,993	PMTRX00011441	Accounts Payable	Feb-18	Becknell-Coghill Inc		\$9,735.00		
4/1/2018	355,007	PMTRX00011441	Accounts Payable	243331	Crescent Springs Hardware		\$3.99		
4/1/2018	355,008	PMTRX00011441	Accounts Payable	243437	Crescent Springs Hardware		\$66.94		
4/1/2018	355,009	PMTRX00011441	Accounts Payable	243470	Crescent Springs Hardware		\$72.32		
4/1/2018	355,010	PMTRX00011441	Accounts Payable	243952	Crescent Springs Hardware		\$4.78		
4/1/2018	355,011	PMTRX00011441	Accounts Payable	243992	Crescent Springs Hardware		\$79.90		
4/1/2018	355,040	PMTRX00011442	Accounts Payable	6-132-85577	Federal Express		\$7.65		
4/1/2018	355,041	PMTRX00011442	Accounts Payable	142756	Flashlight Outlet		\$442.46		
4/1/2018	355,042	PMTRX00011442	Accounts Payable	8739430	Fisher Scientific		\$769.72		
4/1/2018	355,045	PMTRX00011442	Accounts Payable	1200106592	HDR Engineering, Inc.		\$11,041.20		
4/1/2018	355,046	PMTRX00011442	Accounts Payable	2268664	Ideal Supplies Inc		\$137.50		
4/1/2018	355,100	PMTRX00011445	Accounts Payable	740-186469	KOI Enterprises, Inc		\$18.93		
4/1/2018	355,101	PMTRX00011445	Accounts Payable	740-189790	KOI Enterprises, Inc		\$22.98		

4/1/2018	355,102	PMTRX00011445	Accounts Payable	733-107046	KOI Enterprises, Inc	\$52.64		
4/1/2018	355,104	PMTRX00011445	Accounts Payable	1712155	Key Blue Prints Inc.	\$175.00		
4/1/2018	355,105	PMTRX00011445	Accounts Payable	MATERIALS 01/18	King, Gerald	\$13.92		
4/1/2018	355,106	PMTRX00011445	Accounts Payable	903155...	Lowe's	\$23.92		
4/1/2018	355,113	PMTRX00011445	Accounts Payable	17300949	Matheson Tri-Gas, Inc.	\$208.73		
4/1/2018	355,127	PMTRX00011448	Accounts Payable	93477005	Rexnord Industries LLC	\$350.71		
4/1/2018	355,138	PMTRX00011448	Accounts Payable	3373506069	Staples Advantage	\$74.18		
4/1/2018	355,139	PMTRX00011448	Accounts Payable	3373506070	Staples Advantage	\$74.18		
4/1/2018	355,140	PMTRX00011448	Accounts Payable	125019059	Sumerel Tire Co., Inc., Bob	\$203.49		
4/1/2018	355,148	PMTRX00011448	Accounts Payable	28902	United Window Cleaning Co., Inc.	\$1,510.00		
4/1/2018	355,149	PMTRX00011448	Accounts Payable	530122	USA Bluebook	\$253.55		
4/1/2018	355,156	RECVG00002347	Accounts Payable	RCT0000010349	Core & Main	\$498.00		
4/1/2018	355,160	RECVG00002347	Accounts Payable	RCT0000010353	IDEXX Distribution, Inc.	\$3,613.35		
4/1/2018	355,163	RECVG00002347	Accounts Payable	RCT0000010356	Jolly Plumbing	\$2,930.07		
4/1/2018	355,175	PMTRX00011449	Accounts Payable	0001524764 / 342501	Enquirer Media	\$249.08		
4/1/2018	355,177	PMTRX00011449	Accounts Payable	18-0676	Greater Comfort Heating & Air	\$105.00		
4/1/2018	355,187	PMTRX00011449	Accounts Payable	466215	St. Elizabeth Business Health	\$971.00		
4/1/2018	355,189	PMTRX00011449	Accounts Payable	51553	Wendling Printing Company	\$581.00		
4/1/2018	355,190	PMTRX00011449	Accounts Payable	51552	Wendling Printing Company	\$380.00		
4/1/2018	355,379	PMTRX00011452	Accounts Payable	4004809382	Cintas #315	\$653.94		
4/1/2018	355,403	PMTRX00011452	Accounts Payable	9153798	Fisher Scientific	\$859.75		
4/1/2018	355,404	PMTRX00011452	Accounts Payable	9064721	Fisher Scientific	\$2,565.20		
4/1/2018	355,412	PMTRX00011453	Accounts Payable	10385065	Jolly Plumbing	\$185.00		
4/1/2018	355,433	PMTRX00011453	Accounts Payable	9336617715	Seton Identification	\$57.21		
4/1/2018	355,653	PMTRX00011458	Accounts Payable	635	S R Layne Repair LLC	\$950.00		
4/1/2018	355,816	PMTRX00011461	Accounts Payable	927428	Lowe's	\$9.40		
4/1/2018	355,860	PMTRX00011461	Accounts Payable	8032319	Skillpath Seminars	\$349.00		
4/1/2018	355,872	PMTRX00011461	Accounts Payable	27346	Waste Resource Management Inc.	\$700.16		
4/1/2018	355,876	RECVG00002351	Accounts Payable	RCT0000010370	Lowe's	\$845.25		
4/1/2018	355,880	RECVG00002351	Accounts Payable	RCT0000010374	Core & Main	\$249.00		
4/1/2018	355,884	PMTRX00011462	Accounts Payable	50443102	OFFICETEAM, Specialized Admin. Staffing	\$788.03		
4/2/2018	354,277	PMCHK00007028	Accounts Payable	93920	Kentucky State Treasurer	\$5,856.13		
4/2/2018	354,537	PMTRX00011429	Accounts Payable	468369	St. Elizabeth Business Health	\$962.50		
4/2/2018	354,658	PMTRX00011432	Accounts Payable	13927	Best Way Disposal	\$78.45		
4/2/2018	354,659	PMTRX00011432	Accounts Payable	13646	Best Way Disposal	\$349.42		
4/2/2018	354,660	PMTRX00011432	Accounts Payable	13474	Best Way Disposal	\$304.05		
4/2/2018	354,665	PMTRX00011432	Accounts Payable	MGN8133	CDW Government Inc.	\$115.43		
4/2/2018	354,670	PMTRX00011432	Accounts Payable	2820270 2/9	Cincinnati Bell	\$67.30		
4/2/2018	354,671	PMTRX00011432	Accounts Payable	6556563 2/9	Cincinnati Bell	\$166.36		
4/2/2018	354,680	PMTRX00011432	Accounts Payable	24700807203 2/9	Duke Energy	\$95.75		
4/2/2018	354,681	PMTRX00011432	Accounts Payable	12002095015 2/9	Duke Energy	\$7.96		
4/2/2018	354,682	PMTRX00011432	Accounts Payable	68200435200 2/9	Duke Energy	\$2,568.14		
4/2/2018	354,702	PMTRX00011433	Accounts Payable	50592584	OFFICETEAM, Specialized Admin. Staffing	\$638.40		
4/2/2018	354,706	PMTRX00011433	Accounts Payable	909141	R & M Welding Products Inc	\$31.36		
4/2/2018	354,732	PMTRX00011434	Accounts Payable	413948	Hall's Paving & Sealing, Inc.	\$4,391.36		
System:	DETAILED TRIAL B 9/24/2018	12:01:21 PM	Page:	150	User Date:	9/24/2018	User ID:	skampsen
N Ky Water District								
4/2/2018	354,746	RECVG00002344	Accounts Payable	RCT0000010340	Viking Supply, Inc	\$604.50		
4/2/2018	354,815	PMTRX00011438	Accounts Payable	22752	Mark's Garage	\$940.35		
4/2/2018	355,012	PMTRX00011441	Accounts Payable	3029089	Dimension Machine Co. Inc.	\$890.00		
4/2/2018	355,058	PMTRX00011442	Accounts Payable	2268899	Ideal Supplies Inc	\$197.50		
4/2/2018	355,059	PMTRX00011442	Accounts Payable	2268901	Ideal Supplies Inc	\$270.00		
4/2/2018	355,060	PMTRX00011442	Accounts Payable	2268907	Ideal Supplies Inc	\$330.00		
4/2/2018	355,178	PMTRX00011449	Accounts Payable	18-0731	Greater Comfort Heating & Air	\$737.05		
4/2/2018	355,384	PMTRX00011452	Accounts Payable	3029090	Dimension Machine Co. Inc.	\$690.00		
4/2/2018	355,399	PMTRX00011452	Accounts Payable	9367036	Fisher Scientific	\$49.39		
4/3/2018	354,653	PMTRX00011432	Accounts Payable	319617-4	Arts Rental Equipment & Supply	\$97.80		
4/3/2018	354,655	PMTRX00011432	Accounts Payable	294978B-3	Arts Rental Equipment & Supply	\$160.00		
4/3/2018	354,656	PMTRX00011432	Accounts Payable	294299C-4	Arts Rental Equipment & Supply	\$160.00		



4/3/2018	354,666	PMTRX00011432	Accounts Payable	MGS9167	CDW Government Inc.	\$50.27
4/3/2018	354,673	PMTRX00011432	Accounts Payable	244088	Crescent Springs Hardware	\$65.95
4/3/2018	354,687	PMTRX00011432	Accounts Payable	9477904	Fisher Electric	\$597.68
4/3/2018	354,694	PMTRX00011433	Accounts Payable	9303330091	Graybar Electric Co Inc	\$213.83
4/3/2018	354,718	PMTRX00011433	Accounts Payable	CI-784527	Univar USA Inc.	\$2,784.19
4/3/2018	354,736	PMTRX00011434	Accounts Payable	MILEAGE 02-03 2018	Simpson, Lori	\$65.40
4/3/2018	354,848	PMTRX00011439	Accounts Payable	47500467203 2/9	Duke Energy	\$1,280.15
4/3/2018	354,849	PMTRX00011439	Accounts Payable	27202174014 2/9	Duke Energy	\$2,509.20
4/3/2018	354,850	PMTRX00011439	Accounts Payable	9770084501304/18	Duke Energy	\$13,398.64
4/3/2018	354,851	PMTRX00011439	Accounts Payable	33800283200 2/9	Duke Energy	\$448.46
4/3/2018	354,852	PMTRX00011439	Accounts Payable	39800877206 2/9	Duke Energy	\$705.01
4/3/2018	354,853	PMTRX00011439	Accounts Payable	44000883201 2/9	Duke Energy	\$143.18
4/3/2018	354,854	PMTRX00011439	Accounts Payable	75900841205 2/9	Duke Energy	\$525.18
4/3/2018	354,855	PMTRX00011439	Accounts Payable	63902189019 2/9	Duke Energy	\$1,622.00
4/3/2018	354,856	PMTRX00011439	Accounts Payable	86502205015 2/9	Duke Energy	\$15.59
4/3/2018	354,998	PMTRX00011441	Accounts Payable	55952	Biederman Co., Inc., R.P.	\$81.00
4/3/2018	355,126	PMTRX00011448	Accounts Payable	4512018	Randy's Rugged Wear	\$1,348.98
4/4/2018	354,527	PMTRX00011429	Accounts Payable	TUITION 04/18	Bryant, Chris	\$1,245.00
4/4/2018	354,528	PMTRX00011429	Accounts Payable	UNIFORMS 04/18	Colvin Robert D	\$59.97
4/4/2018	354,534	PMTRX00011429	Accounts Payable	RMA 60221599	Pelican Products	\$20.00
4/4/2018	354,535	PMTRX00011429	Accounts Payable	RMA	Pelican Products	\$20.00
4/4/2018	354,650	PMTRX00011432	Accounts Payable	7013045941	Applied Industrial Tech, Inc.	\$985.33
4/4/2018	354,651	PMTRX00011432	Accounts Payable	7013045301	Applied Industrial Tech, Inc.	\$121.69
4/4/2018	354,674	PMTRX00011432	Accounts Payable	33400067207 2/9	Duke Energy	\$97.28
4/4/2018	354,675	PMTRX00011432	Accounts Payable	55403649014 2/9	Duke Energy	\$9.93
4/4/2018	354,676	PMTRX00011432	Accounts Payable	89500806010 2/9	Duke Energy	\$21,665.48
4/4/2018	354,677	PMTRX00011432	Accounts Payable	50100466217 2/9	Duke Energy	\$181.50
4/4/2018	354,678	PMTRX00011432	Accounts Payable	69402048026 2/9	Duke Energy	\$2,059.32
4/4/2018	354,679	PMTRX00011432	Accounts Payable	11102202017 2/9	Duke Energy	\$8.84
4/4/2018	354,683	PMTRX00011432	Accounts Payable	FR1465	Electric Motor Technologies LLC	\$295.00
4/4/2018	354,686	PMTRX00011432	Accounts Payable	6-139-53740	Federal Express	\$21.44
4/4/2018	354,688	PMTRX00011432	Accounts Payable	9747188291	Grainger	\$40.93
4/4/2018	354,695	PMTRX00011433	Accounts Payable	10905392	Hach Company	\$182.78
4/4/2018	354,696	PMTRX00011433	Accounts Payable	10905236	Hach Company	\$127.69
4/4/2018	354,734	PMTRX00011434	Accounts Payable	82829	Rawdon Myers Inc	\$450.00
4/4/2018	354,747	RECVG00002344	Accounts Payable	RCT0000010341	Johnson Doppler Lumber	\$777.00
4/4/2018	355,057	PMTRX00011442	Accounts Payable	2268945	Ideal Supplies Inc	\$264.00
4/4/2018	355,061	PMTRX00011442	Accounts Payable	2268940	Ideal Supplies Inc	\$275.00
4/4/2018	355,066	PMTRX00011442	Accounts Payable	2268951	Ideal Supplies Inc	\$165.00
4/4/2018	355,067	PMTRX00011442	Accounts Payable	2269002	Ideal Supplies Inc	\$250.00
4/4/2018	355,096	PMTRX00011445	Accounts Payable	S100181382.002	Johnson Electric Supply Co., The	\$373.70
4/4/2018	355,135	PMTRX00011448	Accounts Payable	2096056	Silco Fire Protection Co	\$440.00
4/4/2018	355,150	PMTRX00011448	Accounts Payable	536238	USA Bluebook	\$274.24
4/4/2018	355,154	RECVG00002347	Accounts Payable	RCT0000010347	CDW Government Inc.	\$1,517.04
4/4/2018	355,161	RECVG00002347	Accounts Payable	RCT0000010354	Industrial Wire Rope Supply Co Inc	\$296.06
4/4/2018	355,165	RECVG00002347	Accounts Payable	RCT0000010358	Viking Supply, Inc	\$2,232.50
4/4/2018	355,375	PMTRX00011452	Accounts Payable	4004917807	Cintas #315	\$569.29
4/5/2018	354,529	PMTRX00011429	Accounts Payable	REFUND CREDIT 04/18	Cornett, Hansford	\$275.53
4/5/2018	354,663	PMTRX00011432	Accounts Payable	50114	Bray Truck & Parts	\$181.46
4/5/2018	354,664	PMTRX00011432	Accounts Payable	MHJ2268	CDW Government Inc.	\$292.20
4/5/2018	354,703	PMTRX00011433	Accounts Payable	5121005 2/9	Owen Electric Cooperative Inc	\$918.50
4/5/2018	354,704	PMTRX00011433	Accounts Payable	5121003 2/9	Owen Electric Cooperative Inc	\$13,472.62
4/5/2018	354,707	PMTRX00011433	Accounts Payable	2419398	RUMPKE	\$84.80
4/5/2018	354,714	PMTRX00011433	Accounts Payable	240855	Specialized Plumbing Parts Supply	\$57.00
4/5/2018	354,721	PMTRX00011433	Accounts Payable	531406	Wildman Corporate Apparel	\$73.20
4/5/2018	354,806	PMTRX00011438	Accounts Payable	2200252201 2/9	Duke Energy	\$98.35
4/5/2018	354,809	PMTRX00011438	Accounts Payable	2476383	Lykins Oil Company	\$269.21
4/5/2018	354,810	PMTRX00011438	Accounts Payable	2476380	Lykins Oil Company	\$1,008.77
4/5/2018	354,841	PMTRX00011439	Accounts Payable	3561531 2/9	Cincinnati Bell	\$49.28

4/5/2018	354,842	PMTRX00011439	Accounts Payable		3564005 2/9	Cincinnati Bell	\$71.33
4/5/2018	354,843	PMTRX00011439	Accounts Payable		3314325 2/9	Cincinnati Bell	\$67.66
4/5/2018	354,844	PMTRX00011439	Accounts Payable		3567220 2/9	Cincinnati Bell	\$71.33
System:	DETAILED TRIAL B	9/24/2018	12:01:21 PM	Page:	151	User Date:	9/24/2018
						User ID:	skampsen
N Ky Water District							
4/5/2018	355,064	PMTRX00011442	Accounts Payable		2268975	Ideal Supplies Inc	\$220.00
4/5/2018	355,065	PMTRX00011442	Accounts Payable		2268979	Ideal Supplies Inc	\$232.50
4/5/2018	355,076	PMTRX00011442	Accounts Payable		3029475138	IDEXX Distribution, Inc.	\$2,627.12
4/5/2018	355,168	PMTRX00011449	Accounts Payable		1557	Butler Lawn Care & Landscaping	\$1,820.00
4/5/2018	355,762	PMTRX00011460	Accounts Payable		B382992	Cottingham True Value	\$44.99
4/5/2018	355,818	PMTRX00011461	Accounts Payable		927879	Lowe's	\$18.02
4/6/2018	354,275	PMTRX00011423	Accounts Payable		040618DEFCOMP	Kentucky State Treasurer	\$5,834.27
4/6/2018	354,276	PMTRX00011423	Accounts Payable		040618DEFLOANS	Kentucky State Treasurer	\$21.86
4/6/2018	354,657	PMTRX00011432	Accounts Payable		320793-1	Arts Rental Equipment & Supply	\$26.00
4/6/2018	354,698	PMTRX00011433	Accounts Payable		911013	Lowe's	\$58.78
4/6/2018	354,700	PMTRX00011433	Accounts Payable		E05005OVOL	Microsoft	\$178.19
4/6/2018	354,701	PMTRX00011433	Accounts Payable		40549419	MSC Industrial Supply Co. Inc.	\$15.42
4/6/2018	354,713	PMTRX00011433	Accounts Payable		2774	Seiter Farms Inc.	\$125.00
4/6/2018	354,722	PMTRX00011433	Accounts Payable		SAFETY SHOES 04/18	Young, Jason	\$190.79
4/6/2018	354,731	PMTRX00011434	Accounts Payable		9856308	Fisher Scientific	\$203.25
4/6/2018	354,735	PMTRX00011434	Accounts Payable		909404	R & M Welding Products Inc	\$99.00
4/6/2018	354,817	PMTRX00011438	Accounts Payable		107019378	Sumerel Tire Co., Inc., Bob	\$67.99
4/6/2018	354,820	PMTRX00011438	Accounts Payable		REFUND CREDIT 04/18	Chance, Lee	\$127.13
4/6/2018	354,821	PMTRX00011438	Accounts Payable		REFUND CREDIT 04/18.	Chance, Lee	\$159.22
4/6/2018	354,822	PMTRX00011438	Accounts Payable		REFUND CREDIT 04/18	Garcia, Nolberto	\$41.16
4/6/2018	354,823	PMTRX00011438	Accounts Payable		REFUND CREDIT 04/18	Gastenveld, Joseph	\$1.43
4/6/2018	354,824	PMTRX00011438	Accounts Payable		REFUND CREDIT 04/18	Grizovic, Martin	\$71.67
4/6/2018	354,825	PMTRX00011438	Accounts Payable		REFUND CREDIT 04/18	Hammond, David	\$100.90
4/6/2018	354,826	PMTRX00011438	Accounts Payable		REFUND CREDIT 04/18	Hennessey, Brian	\$5.22
4/6/2018	354,827	PMTRX00011438	Accounts Payable		REFUND CREDIT 04/18	Muck Properties, LLC	\$12.39
4/6/2018	354,828	PMTRX00011438	Accounts Payable		REFUND CREDIT 04/18	Necessary, Ben	\$69.10
4/6/2018	354,829	PMTRX00011438	Accounts Payable		REFUND CREDIT 04/18	Patton, Morgan	\$34.88
4/6/2018	354,830	PMTRX00011438	Accounts Payable		REFUND CREDIT 04/18	Roser, Christopher	\$53.91
4/6/2018	354,831	PMTRX00011438	Accounts Payable		REFUND CREDIT 04/18	Smith, Mitchell	\$92.74
4/6/2018	354,832	PMTRX00011438	Accounts Payable		REFUND CREDIT 04/18	Sodaro, Deven	\$4.62
4/6/2018	354,833	PMTRX00011438	Accounts Payable		REFUND CREDIT 04/18	Taylor, Elizabeth	\$11.68
4/6/2018	354,834	PMTRX00011438	Accounts Payable		REFUND CREDIT 04/18	Thomas, Allison	\$2.10
4/6/2018	354,835	PMTRX00011438	Accounts Payable		REFUND CREDIT 04/18	Thoroughbred LLC	\$125.87
4/6/2018	354,836	PMTRX00011438	Accounts Payable		REFUND CREDIT 04/18	Westbrook, Miranda	\$71.49
4/6/2018	354,837	PMTRX00011438	Accounts Payable		REFUND CREDIT 04/18	Williams, Michael	\$43.29
4/6/2018	354,838	PMTRX00011438	Accounts Payable		REFUND CREDIT 04/18	Woollum, Rex	\$91.76
4/6/2018	354,845	PMTRX00011439	Accounts Payable		96300067201 2/9	Duke Energy	\$109.05
4/6/2018	354,846	PMTRX00011439	Accounts Payable		53503889010 2/9	Duke Energy	\$744.86
4/6/2018	354,847	PMTRX00011439	Accounts Payable		26800465213 2/9	Duke Energy	\$86.20
4/6/2018	355,063	PMTRX00011442	Accounts Payable		2269014	Ideal Supplies Inc	\$165.00
4/6/2018	355,068	PMTRX00011442	Accounts Payable		2269012	Ideal Supplies Inc	\$590.00
4/6/2018	355,069	PMTRX00011442	Accounts Payable		2269013	Ideal Supplies Inc	\$82.50
4/6/2018	355,074	PMTRX00011442	Accounts Payable		2268997	Ideal Supplies Inc	\$165.00
4/6/2018	355,075	PMTRX00011442	Accounts Payable		2269001	Ideal Supplies Inc	\$990.00
4/6/2018	355,118	PMTRX00011445	Accounts Payable		1.23528E+11	Office Depot, Inc.	\$586.19
4/6/2018	355,119	PMTRX00011445	Accounts Payable		1.23338E+11	Office Depot, Inc.	\$476.98
4/6/2018	355,151	PMTRX00011448	Accounts Payable		354949638	US Bank Equipment Finance	\$1,708.56
4/6/2018	355,164	RECVG00002347	Accounts Payable		RCT0000010357	Viking Supply, Inc	\$855.45
4/6/2018	355,170	PMTRX00011449	Accounts Payable		1558	Butler Lawn Care & Landscaping	\$150.00
4/6/2018	355,176	PMTRX00011449	Accounts Payable		18-0802	Greater Comfort Heating & Air	\$195.00
4/6/2018	355,181	PMTRX00011449	Accounts Payable		413949	Hall's Paving & Sealing, Inc.	\$4,705.17
4/6/2018	355,378	PMTRX00011452	Accounts Payable		4004979798	Cintas #315	\$470.90
4/6/2018	355,790	PMTRX00011460	Accounts Payable		10910415	Hach Company	\$1,293.62
4/7/2018	355,114	PMTRX00011445	Accounts Payable		384131	Minuteman/Design Press	\$440.00

4/7/2018	355,871	PMTRX00011461	Accounts Payable	27364	Waste Resource Management Inc.	\$1,139.20
4/8/2018	354,737	PMTRX00011434	Accounts Payable	72107	Vertical Systems Elevator	\$369.63
4/8/2018	355,006	PMTRX00011441	Accounts Payable	4260425	Cincinnati Bell	\$129.31
4/8/2018	355,099	PMTRX00011445	Accounts Payable	88340	Kens Crescent Springs Service	\$550.00
4/9/2018	354,539	PMCHK00007030	Accounts Payable	93921	Abraxis, LLC	\$1,735.00
4/9/2018	354,540	PMCHK00007030	Accounts Payable	93922	Arts Rental Equipment & Supply	\$1,136.54
4/9/2018	354,541	PMCHK00007030	Accounts Payable	93923	Batoray, Inc.	\$212.45
4/9/2018	354,542	PMCHK00007030	Accounts Payable	93924	Battery Neighbor LLC	\$236.00
4/9/2018	354,543	PMCHK00007030	Accounts Payable	93925	BestOne, Tire & Service of Mid America, Inc.	\$686.06
4/9/2018	354,544	PMCHK00007030	Accounts Payable	93926	Blue Chip Express & Courier Service	\$210.00
4/9/2018	354,545	PMCHK00007030	Accounts Payable	93927	Boone-Kenton Lumber Supply Co.	\$1,793.22
4/9/2018	354,546	PMCHK00007030	Accounts Payable	93928	Bray Trucking Inc.	\$999.11
4/9/2018	354,547	PMCHK00007030	Accounts Payable	93929	Brighton Truck Service	\$534.28
4/9/2018	354,548	PMCHK00007030	Accounts Payable	93930	Bryant, Chris	\$1,245.00
4/9/2018	354,549	PMCHK00007030	Accounts Payable	93931	CDW Government Inc.	\$711.72
4/9/2018	354,550	PMCHK00007030	Accounts Payable	93932	CE Power Solutions, LLC	\$500.00
4/9/2018	354,551	PMCHK00007030	Accounts Payable	93933	Cincinnati Bell	\$1,898.65
4/9/2018	354,552	PMCHK00007030	Accounts Payable	93934	Cincinnati Bell	\$654.49
4/9/2018	354,553	PMCHK00007030	Accounts Payable	93935	City of Cold Spring	\$243.00
4/9/2018	354,554	PMCHK00007030	Accounts Payable	93936	City of Southgate	\$250.00
System:	DETAILED TRIAL B 9/24/2018	12:01:21 PM	Page:	152	User Date:	9/24/2018
N Ky Water District					User ID:	skampsen
4/9/2018	354,555	PMCHK00007030	Accounts Payable	93937	Colvin Robert D	\$59.97
4/9/2018	354,556	PMCHK00007030	Accounts Payable	93938	Cornett, Hansford	\$275.53
4/9/2018	354,557	PMCHK00007030	Accounts Payable	93939	Dons Garage Inc	\$639.53
4/9/2018	354,558	PMCHK00007030	Accounts Payable	93940	Duke Energy	\$14,415.31
4/9/2018	354,559	PMCHK00007030	Accounts Payable	93941	EyeMed	\$1,357.56
4/9/2018	354,560	PMCHK00007030	Accounts Payable	93942	Fifth Third Bank-Visa	\$6,754.69
4/9/2018	354,561	PMCHK00007030	Accounts Payable	93943	Fisher Scientific	\$1,138.58
4/9/2018	354,562	PMCHK00007030	Accounts Payable	93944	Fortiline, Inc.	\$2,183.04
4/9/2018	354,563	PMCHK00007030	Accounts Payable	93945	Gleason Electric Inc	\$246.25
4/9/2018	354,564	PMCHK00007030	Accounts Payable	93946	Greater Comfort Heating & Air	\$3,448.33
4/9/2018	354,565	PMCHK00007030	Accounts Payable	93947	Hach Company	\$1,003.02
4/9/2018	354,566	PMCHK00007030	Accounts Payable	93948	Hall's Paving & Sealing, Inc.	\$8,472.88
4/9/2018	354,567	PMCHK00007030	Accounts Payable	93949	Hillyard Kentucky	\$738.14
4/9/2018	354,568	PMCHK00007030	Accounts Payable	93950	Human Resource Profile Inc	\$50.00
4/9/2018	354,569	PMCHK00007030	Accounts Payable	93951	Ideal Supplies Inc	\$4,136.75
4/9/2018	354,570	PMCHK00007030	Accounts Payable	93952	Industrial Wire Rope Supply Co Inc	\$2,268.00
4/9/2018	354,571	PMCHK00007030	Accounts Payable	93953	Industrial Controls Distributors	\$752.76
4/9/2018	354,572	PMCHK00007030	Accounts Payable	93954	ITSavvy LLC	\$219.54
4/9/2018	354,573	PMCHK00007030	Accounts Payable	93955	J.D. Gould, Co, Inc.	\$373.35
4/9/2018	354,574	PMCHK00007030	Accounts Payable	93956	K E Rose Company	\$830.00
4/9/2018	354,575	PMCHK00007030	Accounts Payable	93957	Layne Christensen Company	\$3,975.00
4/9/2018	354,576	PMCHK00007030	Accounts Payable	93958	Lincoln National Life Insurance Co.	\$6,582.44
4/9/2018	354,577	PMCHK00007030	Accounts Payable	93959	Lowe's	\$1,135.52
4/9/2018	354,578	PMCHK00007030	Accounts Payable	93960	Lykins Oil Company	\$1,228.11
4/9/2018	354,579	PMCHK00007030	Accounts Payable	93961	McMullen, Mac	\$1,296.00
4/9/2018	354,580	PMCHK00007030	Accounts Payable	93962	Midwest Bottle Gas Dist. Inc	\$683.79
4/9/2018	354,581	PMCHK00007030	Accounts Payable	93963	Minuteman/Design Press	\$206.00
4/9/2018	354,582	PMCHK00007030	Accounts Payable	93964	Mobilcomm Inc.	\$963.00
4/9/2018	354,583	PMCHK00007030	Accounts Payable	93965	National Safety Council	\$305.35
4/9/2018	354,584	PMCHK00007030	Accounts Payable	93966	Next Gen Cabling, Inc.	\$798.91
4/9/2018	354,585	PMCHK00007030	Accounts Payable	93967	OFFICETEAM, Specialized Admin. Staffing	\$648.38
4/9/2018	354,586	PMCHK00007030	Accounts Payable	93968	Orr Safety Corporation	\$1,626.81
4/9/2018	354,587	PMCHK00007030	Accounts Payable	93969	Owen Electric Cooperative Inc	\$225.95
4/9/2018	354,588	PMCHK00007030	Accounts Payable	93970	Pacific Interpreters	\$46.40
4/9/2018	354,589	PMCHK00007030	Accounts Payable	93971	Colleen Medert-Petty Cash	\$86.56
4/9/2018	354,590	PMCHK00007030	Accounts Payable	93972	Pension Corporation of America	\$4,931.92
4/9/2018	354,591	PMCHK00007030	Accounts Payable	93973	Pirtek Reading Road	\$1,111.35

4/9/2018	354,592	PMCHK00007030	Accounts Payable	93974	Plant Trolley, Inc., The	\$177.12	
4/9/2018	354,593	PMCHK00007030	Accounts Payable	93975	Randy's Rugged Wear	\$3,322.31	
4/9/2018	354,594	PMCHK00007030	Accounts Payable	93976	Reis Concrete Products Inc	\$190.00	
4/9/2018	354,595	PMCHK00007030	Accounts Payable	93977	Res/Comm Security Systems Inc.	\$306.00	
4/9/2018	354,596	PMCHK00007030	Accounts Payable	93978	R & M Welding Products Inc	\$293.63	
4/9/2018	354,597	PMCHK00007030	Accounts Payable	93979	RNK Environmental Inc	\$365.00	
4/9/2018	354,598	PMCHK00007030	Accounts Payable	93980	RUMPKE	\$120.00	
4/9/2018	354,599	PMCHK00007030	Accounts Payable	93981	Sanitation District No. 1	\$124.48	
4/9/2018	354,600	PMCHK00007030	Accounts Payable	93982	Seal Analytical, Inc.	\$690.00	
4/9/2018	354,601	PMCHK00007030	Accounts Payable	93983	Security Fence Group, Inc.	\$321.00	
4/9/2018	354,602	PMCHK00007030	Accounts Payable	93984	Shirden's Carpet Cleaning Service	\$3,355.00	
4/9/2018	354,603	PMCHK00007030	Accounts Payable	93985	Specialized Plumbing Parts Supply	\$118.00	
4/9/2018	354,604	PMCHK00007030	Accounts Payable	93986	Staples Advantage	\$65.58	
4/9/2018	354,605	PMCHK00007030	Accounts Payable	93987	St. Elizabeth Business Health	\$962.50	
4/9/2018	354,606	PMCHK00007030	Accounts Payable	93988	Sumerel Tire Co., Inc., Bob	\$2,843.47	
4/9/2018	354,607	PMCHK00007030	Accounts Payable	93989	Taulbee, Matthew	\$27.29	
4/9/2018	354,608	PMCHK00007030	Accounts Payable	93990	Thermo Electron NA LLC	\$235.41	
4/9/2018	354,609	PMCHK00007030	Accounts Payable	93991	Time Warner Cable	\$248.18	
4/9/2018	354,610	PMCHK00007030	Accounts Payable	93992	Tool House Inc.	\$851.34	
4/9/2018	354,611	PMCHK00007030	Accounts Payable	93993	Travelers	\$109,610.50	
4/9/2018	354,612	PMCHK00007030	Accounts Payable	93994	Tri-State Plastics, Inc.	\$147.00	
4/9/2018	354,613	PMCHK00007030	Accounts Payable	93995	TrinSoft, LLC	\$212.50	
4/9/2018	354,614	PMCHK00007030	Accounts Payable	93996	USALCO	\$5,892.92	
4/9/2018	354,615	PMCHK00007030	Accounts Payable	93997	Verizon Wireless	\$1,822.00	
4/9/2018	354,616	PMCHK00007030	Accounts Payable	93998	Verizon Wireless	\$8,535.35	
4/9/2018	354,617	PMCHK00007030	Accounts Payable	93999	Vertical Systems Elevator	\$369.63	
4/9/2018	354,618	PMCHK00007030	Accounts Payable	94000	Viking Supply, Inc	\$2,182.50	
4/9/2018	354,619	PMCHK00007030	Accounts Payable	94001	Vogelpohl Fire Equipment, Inc.	\$536.04	
4/9/2018	354,620	PMCHK00007030	Accounts Payable	94002	Wex Bank	\$15,228.20	
4/9/2018	354,621	PMCHK00007030	Accounts Payable	94003	Pelican Products	\$20.00	
4/9/2018	354,622	PMVVR00001375	Accounts Payable	17088	Fastenal Company	\$231.17	
4/9/2018	354,624	PMCHK00007031	Accounts Payable	94004	Fastenal Company	\$1,365.60	
4/9/2018	354,625	PMCHK00007031	Accounts Payable	94005	Fastech Alarms &	\$231.17	
4/9/2018	354,626	PMCHK00007031	Accounts Payable	94006	Pelican Products	\$20.00	
4/9/2018	354,631	PMCHK00007032	Accounts Payable	94007	Kentucky State Treasurer	\$5,856.13	
4/9/2018	354,632	PMCHK00007032	Accounts Payable	94008	United Way of Greater Cinti	\$954.08	
4/9/2018	354,654	PMTRX00011432	Accounts Payable	321604-1	Arts Rental Equipment & Supply	\$177.50	
System:	DETAILED TRIAL B 9/24/2018	12:01:21 PM	Page:	153	User Date:	9/24/2018	User ID: skampsen
N Ky Water District							
4/9/2018	354,807	PMTRX00011438	Accounts Payable	860988	Environmental Resource Assoc	\$677.23	
4/9/2018	354,818	PMTRX00011438	Accounts Payable	CI-785208	Univar USA Inc.	\$2,786.04	
4/9/2018	354,819	PMTRX00011438	Accounts Payable	1303669	USALCO	\$6,036.88	
4/9/2018	355,021	PMTRX00011441	Accounts Payable	89000846202 2/9	Duke Energy	\$10.99	
4/9/2018	355,036	PMTRX00011442	Accounts Payable	KYERL237886	Fastenal Company	\$505.77	
4/9/2018	355,070	PMTRX00011442	Accounts Payable	2269043	Ideal Supplies Inc	\$255.00	
4/9/2018	355,071	PMTRX00011442	Accounts Payable	2269055	Ideal Supplies Inc	\$220.00	
4/9/2018	355,072	PMTRX00011442	Accounts Payable	2269057	Ideal Supplies Inc	\$275.00	
4/9/2018	355,073	PMTRX00011442	Accounts Payable	2269058	Ideal Supplies Inc	\$192.50	
4/9/2018	355,098	PMTRX00011445	Accounts Payable	9017585682	Kemira Water Solutions, Inc.	\$4,921.69	
4/9/2018	355,103	PMTRX00011445	Accounts Payable	733-525346	KOI Enterprises, Inc	\$185.76	
4/9/2018	355,121	PMTRX00011445	Accounts Payable	INV4326920	Orr Safety Corporation	\$316.59	
4/9/2018	355,147	PMTRX00011448	Accounts Payable	C0045174505	United Healthcare Insurance	\$267,682.02	
4/9/2018	355,166	RECVG00002347	Accounts Payable	RCT0000010359	Viking Supply, Inc	\$423.00	
4/9/2018	355,169	PMTRX00011449	Accounts Payable	1561	Butler Lawn Care & Landscaping	\$1,820.00	
4/9/2018	355,449	RECVG00002349	Accounts Payable	RCT0000010366	Utility Sales Agency	\$880.80	
4/9/2018	355,815	PMTRX00011461	Accounts Payable	952681	Lowe's	\$2.94	
4/10/2018	354,726	PMTRX00011434	Accounts Payable	128040	Bonded Lock Service LLC	\$5.99	
4/10/2018	355,000	PMTRX00011441	Accounts Payable	MJJ8077	CDW Government Inc.	\$75.36	
4/10/2018	355,001	PMTRX00011441	Accounts Payable	5724798 2/9	Cincinnati Bell	\$272.69	

4/10/2018	355,002	PMTRX00011441	Accounts Payable	2615788	2/9	Cincinnati Bell	\$65.77		
4/10/2018	355,003	PMTRX00011441	Accounts Payable	2611750	2/9	Cincinnati Bell	\$67.69		
4/10/2018	355,004	PMTRX00011441	Accounts Payable	2616778	2/9	Cincinnati Bell	\$65.77		
4/10/2018	355,005	PMTRX00011441	Accounts Payable	4310282	2/9	Cincinnati Bell	\$298.29		
4/10/2018	355,016	PMTRX00011441	Accounts Payable	33803662016	2/9	Duke Energy	\$1,831.88		
4/10/2018	355,017	PMTRX00011441	Accounts Payable	60702113019	2/9	Duke Energy	\$45,217.05		
4/10/2018	355,018	PMTRX00011441	Accounts Payable	32203867017	2/9	Duke Energy	\$63.37		
4/10/2018	355,019	PMTRX00011441	Accounts Payable	37603707010	2/9	Duke Energy	\$7.22		
4/10/2018	355,020	PMTRX00011441	Accounts Payable	95603661010	2/9	Duke Energy	\$19.13		
4/10/2018	355,022	PMTRX00011441	Accounts Payable	31902189010	2/9	Duke Energy	\$8,458.77		
4/10/2018	355,023	PMTRX00011441	Accounts Payable	24002180010	2/9	Duke Energy	\$62.40		
4/10/2018	355,024	PMTRX00011441	Accounts Payable	36800736026	2/9	Duke Energy	\$7,846.82		
4/10/2018	355,025	PMTRX00011441	Accounts Payable	8200284217	2/9	Duke Energy	\$229.50		
4/10/2018	355,026	PMTRX00011441	Accounts Payable	57603707011	2/9	Duke Energy	\$10.46		
4/10/2018	355,033	PMTRX00011441	Accounts Payable	38200284213	2/9	Duke Energy	\$2,694.88		
4/10/2018	355,034	PMTRX00011441	Accounts Payable	36100729029	2/9	Duke Energy	\$12,332.98		
4/10/2018	355,035	PMTRX00011442	Accounts Payable	36854		Eckstein Roofing Co.	\$700.00		
4/10/2018	355,050	PMTRX00011442	Accounts Payable	2269097		Ideal Supplies Inc	\$165.00		
4/10/2018	355,051	PMTRX00011442	Accounts Payable	2269103		Ideal Supplies Inc	\$540.00		
4/10/2018	355,062	PMTRX00011442	Accounts Payable	2269090		Ideal Supplies Inc	\$495.00		
4/10/2018	355,097	PMTRX00011445	Accounts Payable	11424580		Jolly Plumbing	\$594.50		
4/10/2018	355,111	PMTRX00011445	Accounts Payable	2480138		Lykins Oil Company	\$781.20		
4/10/2018	355,112	PMTRX00011445	Accounts Payable	2483055		Lykins Oil Company	\$972.94		
4/10/2018	355,117	PMTRX00011445	Accounts Payable	50662958		OFFICETEAM, Specialized Admin. Staffing	\$798.00		
4/10/2018	355,120	PMTRX00011445	Accounts Payable	INV4329968		Orr Safety Corporation	\$1,717.44		
4/10/2018	355,129	PMTRX00011448	Accounts Payable	3486091031000	2/9	Sanitation District No. 1	\$37.80		
4/10/2018	355,132	PMTRX00011448	Accounts Payable	3486091032000	2/9	Sanitation District No. 1	\$117.94		
4/10/2018	355,134	PMTRX00011448	Accounts Payable	3437056038000	2/9	Sanitation District No. 1	\$33.26		
4/10/2018	355,153	PMTRX00011448	Accounts Payable	NL82352754		West Bend Mutual Insurance Co.	\$102.00		
4/10/2018	355,171	PMTRX00011449	Accounts Payable	6665725	2/9	Cincinnati Bell	\$1,260.47		
4/10/2018	355,415	PMTRX00011453	Accounts Payable	NKWSDBL633284	5/18	Lincoln National Life Insurance Co.	\$5,610.62		
4/10/2018	355,462	PMTRX00011454	Accounts Payable	9303448291		Graybar Electric Co Inc	\$36.95		
4/11/2018	354,808	PMTRX00011438	Accounts Payable	903143		Lowe's	\$29.42		
4/11/2018	354,839	PMTRX00011438	Accounts Payable	REFUND CREDIT 04/18		Cade, Brett	\$1,493.97		
4/11/2018	354,840	PMTRX00011438	Accounts Payable	REFUND CREDIT 04/18		Wesley, Robin	\$540.45		
4/11/2018	354,990	PMTRX00011441	Accounts Payable	323077-4		Arts Rental Equipment & Supply	\$23.50		
4/11/2018	355,013	PMTRX00011441	Accounts Payable	TRAINING 04/18		Matthew Dirheimer	\$8.00		
4/11/2018	355,032	PMTRX00011441	Accounts Payable	20102202016	2/9	Duke Energy	\$9.77		
4/11/2018	355,038	PMTRX00011442	Accounts Payable	17176		Fastech Alarms &	\$436.25		
4/11/2018	355,039	PMTRX00011442	Accounts Payable	6-147-28474		Federal Express	\$8.84		
4/11/2018	355,047	PMTRX00011442	Accounts Payable	2269138		Ideal Supplies Inc	\$675.00		
4/11/2018	355,048	PMTRX00011442	Accounts Payable	2269137		Ideal Supplies Inc	\$165.00		
4/11/2018	355,049	PMTRX00011442	Accounts Payable	2269141		Ideal Supplies Inc	\$330.00		
4/11/2018	355,128	PMTRX00011448	Accounts Payable	3416025100000	2/9	Sanitation District No. 1	\$15.12		
4/11/2018	355,130	PMTRX00011448	Accounts Payable	3400000100991	2/9	Sanitation District No. 1	\$69.45		
4/11/2018	355,136	PMTRX00011448	Accounts Payable	A508121		Southern States	\$88.56		
4/11/2018	355,137	PMTRX00011448	Accounts Payable	TRAINING 04/18		Rodney Sparks	\$27.19		
4/11/2018	355,141	PMTRX00011448	Accounts Payable	PINV315771		Supply Post Business Products	\$80.70		
4/11/2018	355,152	PMTRX00011448	Accounts Payable	183731		VonLehman & Company Inc.	\$560.00		
4/11/2018	355,155	RECVG00002347	Accounts Payable	RCT0000010348		Core & Main	\$792.00		
4/11/2018	355,186	PMTRX00011449	Accounts Payable	3471666666000	2/9	Sanitation District No. 1	\$66.53		
4/11/2018	355,411	PMTRX00011453	Accounts Payable	2269120		Ideal Supplies Inc	\$192.50		
4/11/2018	355,443	PMTRX00011453	Accounts Payable	INV14703761		Verizon Wireless	\$1,805.00		
4/11/2018	355,458	PMTRX00011454	Accounts Payable	118139		Geotechnology Inc.	\$2,056.88		
System:	DETAILED TRIAL B 9/24/2018	12:01:21 PM	Page:	154		User Date:	9/24/2018	User ID:	skampsen
N Ky Water District									
4/11/2018	355,468	PMTRX00011454	Accounts Payable	911894		Lowe's	\$6.64		
4/11/2018	355,837	PMTRX00011461	Accounts Payable	INV4330433		Orr Safety Corporation	\$279.47		
4/12/2018	355,015	PMTRX00011441	Accounts Payable	11534		Dons Garage Inc	\$2,779.18		

4/12/2018	355,027	PMTRX00011441	Accounts Payable	54000843205	2/9	Duke Energy	\$51.74
4/12/2018	355,028	PMTRX00011441	Accounts Payable	43500863200	2/9	Duke Energy	\$1,717.90
4/12/2018	355,029	PMTRX00011441	Accounts Payable	71100846203	2/9	Duke Energy	\$25.08
4/12/2018	355,030	PMTRX00011441	Accounts Payable	52800530202	2/9	Duke Energy	\$88.95
4/12/2018	355,031	PMTRX00011441	Accounts Payable	40502120028	2/9	Duke Energy	\$723.89
4/12/2018	355,052	PMTRX00011442	Accounts Payable	2269162		Ideal Supplies Inc	\$550.00
4/12/2018	355,053	PMTRX00011442	Accounts Payable	2269153		Ideal Supplies Inc	\$265.00
4/12/2018	355,056	PMTRX00011442	Accounts Payable	2269172		Ideal Supplies Inc	\$165.00
4/12/2018	355,095	PMTRX00011445	Accounts Payable	946129		Janell Inc.	\$48.00
4/12/2018	355,146	PMTRX00011448	Accounts Payable	CI-785715		Univar USA Inc.	\$3,976.85
4/12/2018	355,159	RECVG00002347	Accounts Payable	RCT0000010352		Hach Company	\$1,149.71
4/12/2018	355,162	RECVG00002347	Accounts Payable	RCT0000010355		Johnson Doppler Lumber	\$710.40
4/12/2018	355,419	PMTRX00011453	Accounts Payable	927048		Lowe's	\$35.05
4/12/2018	355,838	PMTRX00011461	Accounts Payable	INV4331954		Orr Safety Corporation	\$138.19
4/12/2018	355,856	PMTRX00011461	Accounts Payable	3270745		SafetyWear	\$351.54
4/13/2018	354,628	PMTRX00011431	Accounts Payable	041318DEFCOMP		Kentucky State Treasurer	\$5,834.27
4/13/2018	354,629	PMTRX00011431	Accounts Payable	041318DEFLOANS		Kentucky State Treasurer	\$21.86
4/13/2018	354,630	PMTRX00011431	Accounts Payable	A0005344 1ST QTR 18		United Way of Greater Cinti	\$954.08
4/13/2018	354,773	PMTRX00011437	Accounts Payable	00-932071A-4 2018		Kentucky League of Cities	\$1,845.71
4/13/2018	354,774	PMCHK00007035	Accounts Payable	94009		Kentucky League of Cities	\$1,845.71
4/13/2018	354,857	PMTRX00011439	Accounts Payable	TRAINING 04/18		Browning, Brennan	\$26.36
4/13/2018	354,858	PMTRX00011439	Accounts Payable	TRAINING 04/18		Hodges, Nathan	\$21.60
4/13/2018	354,859	PMTRX00011439	Accounts Payable	TRAINING 04/18		Simpson, Lori	\$16.78
4/13/2018	354,992	PMTRX00011441	Accounts Payable	303411		Batoray, Inc.	\$190.00
4/13/2018	354,994	PMTRX00011441	Accounts Payable	8032540		BestOne, Tire & Service of Mid America, Inc.	\$2,154.68
4/13/2018	355,014	PMTRX00011441	Accounts Payable	11583		Dons Garage Inc	\$182.51
4/13/2018	355,054	PMTRX00011442	Accounts Payable	2269195		Ideal Supplies Inc	\$440.00
4/13/2018	355,055	PMTRX00011442	Accounts Payable	2269200		Ideal Supplies Inc	\$220.00
4/13/2018	355,110	PMTRX00011445	Accounts Payable	925944		Lowe's	\$60.22
4/13/2018	355,142	PMTRX00011448	Accounts Payable	KK290598		Truck and Trailer Supply	\$13.76
4/13/2018	355,174	PMTRX00011449	Accounts Payable	4403644019	2/9	Duke Energy	\$39.07
4/13/2018	355,179	PMTRX00011449	Accounts Payable	413950		Hall's Paving & Sealing, Inc.	\$1,002.19
4/13/2018	355,180	PMTRX00011449	Accounts Payable	413801		Hall's Paving & Sealing, Inc.	\$3,823.36
4/13/2018	355,350	PMTRX00011452	Accounts Payable	3537		B C Engineering Co	\$287.93
4/13/2018	355,351	PMTRX00011452	Accounts Payable	3538		B C Engineering Co	\$198.93
4/13/2018	355,352	PMTRX00011452	Accounts Payable	3539		B C Engineering Co	\$198.93
4/13/2018	355,376	PMTRX00011452	Accounts Payable	4005148935		Cintas #315	\$634.90
4/13/2018	355,398	PMTRX00011452	Accounts Payable	858186		Fisher Scientific	\$129.15
4/13/2018	355,427	PMTRX00011453	Accounts Payable	1.2602E+11		Office Depot, Inc.	\$181.98
4/13/2018	355,428	PMTRX00011453	Accounts Payable	1.2602E+11		Office Depot, Inc.	\$38.12
4/13/2018	355,440	PMTRX00011453	Accounts Payable	69348		Tri-State Plastics, Inc.	\$229.44
4/13/2018	355,460	PMTRX00011454	Accounts Payable	9756633898		Grainger	\$35.66
4/13/2018	355,855	PMTRX00011461	Accounts Payable	3270798		SafetyWear	\$42.29
4/14/2018	355,131	PMTRX00011448	Accounts Payable	2132520210000	2/9	Sanitation District No. 1	\$15.12
4/14/2018	355,133	PMTRX00011448	Accounts Payable	2132526000004	2/9	Sanitation District No. 1	\$21.17
4/14/2018	355,185	PMTRX00011449	Accounts Payable	C-015805.		Red Wing Shoes	\$199.74
4/14/2018	355,188	PMTRX00011449	Accounts Payable	115850401	2/9	Time Warner Cable	\$110.00
4/14/2018	355,361	PMTRX00011452	Accounts Payable	4413130	2/9	Cincinnati Bell	\$67.69
4/14/2018	355,362	PMTRX00011452	Accounts Payable	4419432	2/9	Cincinnati Bell	\$135.39
4/14/2018	355,363	PMTRX00011452	Accounts Payable	4413805	2/9	Cincinnati Bell	\$112.15
4/14/2018	355,364	PMTRX00011452	Accounts Payable	4414090	2/9	Cincinnati Bell	\$407.10
4/14/2018	355,367	PMTRX00011452	Accounts Payable	4413118	2/9	Cincinnati Bell	\$65.77
4/14/2018	355,368	PMTRX00011452	Accounts Payable	4411893	2/9	Cincinnati Bell	\$219.72
4/14/2018	355,369	PMTRX00011452	Accounts Payable	4411013	2/9	Cincinnati Bell	\$112.15
4/14/2018	355,370	PMTRX00011452	Accounts Payable	4410896	2/9	Cincinnati Bell	\$61.42
4/14/2018	355,371	PMTRX00011452	Accounts Payable	4410815	2/9	Cincinnati Bell	\$204.06
4/14/2018	355,372	PMTRX00011452	Accounts Payable	4410675	2/9	Cincinnati Bell	\$176.71
4/14/2018	355,373	PMTRX00011452	Accounts Payable	4419198	2/9	Cincinnati Bell	\$174.32
4/14/2018	355,870	PMTRX00011461	Accounts Payable	27389		Waste Resource Management Inc.	\$857.92

4/15/2018	355,843	PMTRX00011461	Accounts Payable	8000900010891780MY18	Pitney Bowes Inc.		\$3,000.00
4/15/2018	355,857	PMTRX00011461	Accounts Payable	9455009900000 2/9	Sanitation District No. 1		\$15.62
4/16/2018	354,885	PMCHK00007036	Accounts Payable	94010	Applied Industrial Tech, Inc.	\$1,163.94	
4/16/2018	354,886	PMCHK00007036	Accounts Payable	94011	Around the Clock Answering Service	\$460.50	
4/16/2018	354,887	PMCHK00007036	Accounts Payable	94012	Arts Rental Equipment & Supply	\$621.30	
4/16/2018	354,888	PMCHK00007036	Accounts Payable	94013	Badger Meter, Inc	\$63.00	
4/16/2018	354,889	PMCHK00007036	Accounts Payable	94014	Best Way Disposal	\$731.92	
4/16/2018	354,890	PMCHK00007036	Accounts Payable	94015	Bonded Lock Service LLC	\$5.99	
4/16/2018	354,891	PMCHK00007036	Accounts Payable	94016	Bray Trucking Inc.	\$2,151.66	
4/16/2018	354,892	PMCHK00007036	Accounts Payable	94017	Bray Truck & Parts	\$181.46	
4/16/2018	354,893	PMCHK00007036	Accounts Payable	94018	Browning, Brennan	\$26.36	
4/16/2018	354,894	PMCHK00007036	Accounts Payable	94019	Cade, Brett	\$1,493.97	
System:	DETAILED TRIAL B 9/24/2018	12:01:21 PM	Page:	155	User Date:	9/24/2018	User ID: skampsen
N Ky Water District							
4/16/2018	354,895	PMCHK00007036	Accounts Payable	94020	Calloway Cleaning & Restoration	\$12,869.55	
4/16/2018	354,896	PMCHK00007036	Accounts Payable	94021	CDW Government Inc.	\$457.90	
4/16/2018	354,897	PMCHK00007036	Accounts Payable	94022	Chance, Lee	\$286.35	
4/16/2018	354,898	PMCHK00007036	Accounts Payable	94023	Cincinnati Bell	\$12,111.22	
4/16/2018	354,899	PMCHK00007036	Accounts Payable	94024	Cincinnati Bell	\$1,816.25	
4/16/2018	354,900	PMCHK00007036	Accounts Payable	94025	Crescent Springs Hardware	\$65.95	
4/16/2018	354,901	PMCHK00007036	Accounts Payable	94026	Duke Energy	\$48,380.07	
4/16/2018	354,902	PMCHK00007036	Accounts Payable	94027	Electric Motor Technologies LLC	\$16,920.00	
4/16/2018	354,903	PMCHK00007036	Accounts Payable	94028	Enquirer Media	\$547.68	
4/16/2018	354,904	PMCHK00007036	Accounts Payable	94029	Environmental Resource Assoc	\$677.23	
4/16/2018	354,905	PMCHK00007036	Accounts Payable	94030	Fedders Feed Co., J. H.	\$88.85	
4/16/2018	354,906	PMCHK00007036	Accounts Payable	94031	Federal Express	\$21.44	
4/16/2018	354,907	PMCHK00007036	Accounts Payable	94032	Fisher Scientific	\$800.93	
4/16/2018	354,908	PMCHK00007036	Accounts Payable	94033	Florence Winwater Works	\$5,595.00	
4/16/2018	354,909	PMCHK00007036	Accounts Payable	94034	Garcia, Nolberto	\$41.16	
4/16/2018	354,910	PMCHK00007036	Accounts Payable	94035	Gastenveld, Joseph	\$1.43	
4/16/2018	354,911	PMCHK00007036	Accounts Payable	94036	Grainger	\$40.93	
4/16/2018	354,912	PMCHK00007036	Accounts Payable	94037	Graybar Electric Co Inc	\$63.63	
4/16/2018	354,913	PMCHK00007036	Accounts Payable	94038	Grizovic, Martin	\$71.67	
4/16/2018	354,914	PMCHK00007036	Accounts Payable	94039	Hach Company	\$310.47	
4/16/2018	354,915	PMCHK00007036	Accounts Payable	94040	Hall's Paving & Sealing, Inc.	\$4,391.36	
4/16/2018	354,916	PMCHK00007036	Accounts Payable	94041	Hammond, David	\$100.90	
4/16/2018	354,917	PMCHK00007036	Accounts Payable	94042	Harrington Industrial Plastics	\$1,217.50	
4/16/2018	354,918	PMCHK00007036	Accounts Payable	94043	Hennessey, Brian	\$5.22	
4/16/2018	354,919	PMCHK00007036	Accounts Payable	94044	Hodges, Nathan	\$21.60	
4/16/2018	354,920	PMCHK00007036	Accounts Payable	94045	Johnson Doppler Lumber	\$777.00	
4/16/2018	354,921	PMCHK00007036	Accounts Payable	94046	KEMI	\$4,814.95	
4/16/2018	354,922	PMCHK00007036	Accounts Payable	94047	Literature Fulfillment Services	\$17,497.61	
4/16/2018	354,923	PMCHK00007036	Accounts Payable	94048	Lowe's	\$103.39	
4/16/2018	354,924	PMCHK00007036	Accounts Payable	94049	Lucity, Inc	\$450.00	
4/16/2018	354,925	PMCHK00007036	Accounts Payable	94050	Lykins Oil Company	\$1,277.98	
4/16/2018	354,926	PMCHK00007036	Accounts Payable	94051	Mark's Garage	\$1,646.23	
4/16/2018	354,927	PMCHK00007036	Accounts Payable	94052	Microsoft	\$178.19	
4/16/2018	354,928	PMCHK00007036	Accounts Payable	94053	MSC Industrial Supply Co. Inc.	\$15.42	
4/16/2018	354,929	PMCHK00007036	Accounts Payable	94054	Muck Properties, LLC	\$12.39	
4/16/2018	354,930	PMCHK00007036	Accounts Payable	94055	Necessary, Ben	\$69.10	
4/16/2018	354,931	PMCHK00007036	Accounts Payable	94056	OFFICETEAM, Specialized Admin. Staffing	\$638.40	
4/16/2018	354,932	PMCHK00007036	Accounts Payable	94057	Office Depot, Inc.	\$60.29	
4/16/2018	354,933	PMCHK00007036	Accounts Payable	94058	Owen Electric Cooperative Inc	\$14,391.12	
4/16/2018	354,935	PMCHK00007036	Accounts Payable	94059	Patton, Morgan	\$34.88	
4/16/2018	354,936	PMCHK00007036	Accounts Payable	94060	Planning & Development Service of Kenton Cou	\$4,441.78	
4/16/2018	354,937	PMCHK00007036	Accounts Payable	94061	Rawdon Myers Inc	\$450.00	
4/16/2018	354,938	PMCHK00007036	Accounts Payable	94062	Richie Trucking	\$1,625.00	
4/16/2018	354,939	PMCHK00007036	Accounts Payable	94063	R & M Welding Products Inc	\$130.36	
4/16/2018	354,940	PMCHK00007036	Accounts Payable	94064	Roser, Christopher	\$53.91	

4/16/2018	354,941	PMCHK00007036	Accounts Payable	94065	RUMPKE	\$94.80	
4/16/2018	354,942	PMCHK00007036	Accounts Payable	94066	Sanitation District No. 1	\$40.50	
4/16/2018	354,943	PMCHK00007036	Accounts Payable	94067	Jeff Schuchter	\$797.86	
4/16/2018	354,944	PMCHK00007036	Accounts Payable	94068	Seiter Farms Inc.	\$125.00	
4/16/2018	354,945	PMCHK00007036	Accounts Payable	94069	Simpson, Lori	\$82.18	
4/16/2018	354,946	PMCHK00007036	Accounts Payable	94070	Smith, Mitchell	\$92.74	
4/16/2018	354,947	PMCHK00007036	Accounts Payable	94071	Sodaro, Deven	\$4.62	
4/16/2018	354,948	PMCHK00007036	Accounts Payable	94072	Specialized Plumbing Parts Supply	\$57.00	
4/16/2018	354,949	PMCHK00007036	Accounts Payable	94073	Staples Advantage	\$147.69	
4/16/2018	354,950	PMCHK00007036	Accounts Payable	94074	Sumerel Tire Co., Inc., Bob	\$67.99	
4/16/2018	354,951	PMCHK00007036	Accounts Payable	94075	Taylor, Elizabeth	\$11.68	
4/16/2018	354,952	PMCHK00007036	Accounts Payable	94076	Thermo Electron NA LLC	\$2,900.00	
4/16/2018	354,953	PMCHK00007036	Accounts Payable	94077	Thomas, Allison	\$2.10	
4/16/2018	354,954	PMCHK00007036	Accounts Payable	94078	Thoroughbred LLC	\$125.87	
4/16/2018	354,955	PMCHK00007036	Accounts Payable	94079	Travelers	\$2,500.00	
4/16/2018	354,956	PMCHK00007036	Accounts Payable	94080	Trane U.S., Inc.	\$1,799.00	
4/16/2018	354,957	PMCHK00007036	Accounts Payable	94081	Univar USA Inc.	\$5,570.23	
4/16/2018	354,958	PMCHK00007036	Accounts Payable	94082	USALCO	\$6,036.88	
4/16/2018	354,959	PMCHK00007036	Accounts Payable	94083	Vertical Systems Elevator	\$369.63	
4/16/2018	354,960	PMCHK00007036	Accounts Payable	94084	Viking Supply, Inc	\$604.50	
4/16/2018	354,961	PMCHK00007036	Accounts Payable	94085	Vivial	\$630.80	
4/16/2018	354,962	PMCHK00007036	Accounts Payable	94086	Wachs Company, E. H.	\$395.40	
4/16/2018	354,963	PMCHK00007036	Accounts Payable	94087	Wesley, Robin	\$540.45	
4/16/2018	354,964	PMCHK00007036	Accounts Payable	94088	Westbrook, Miranda	\$71.49	
4/16/2018	354,965	PMCHK00007036	Accounts Payable	94089	Wildman Corporate Apparel	\$73.20	
4/16/2018	354,966	PMCHK00007036	Accounts Payable	94090	Williams, Michael	\$43.29	
4/16/2018	354,968	PMCHK00007036	Accounts Payable	94091	Woollum, Rex	\$91.76	
4/16/2018	354,969	PMCHK00007036	Accounts Payable	94092	Young, Jason	\$190.79	
4/16/2018	354,983	PMTRX00011440	Accounts Payable	042018DEFCOMP	Kentucky State Treasurer	\$5,834.27	
System:	DETAILED TRIAL B 9/24/2018	12:01:21 PM	Page:	156	User Date:	9/24/2018	User ID: skampsen
N Ky Water District							
4/16/2018	354,984	PMTRX00011440	Accounts Payable	042018DEFLOANS	Kentucky State Treasurer	\$21.86	
4/16/2018	354,985	PMCHK00007037	Accounts Payable	94093	Kentucky State Treasurer	\$5,856.13	
4/16/2018	354,995	PMTRX00011441	Accounts Payable	8032673	BestOne, Tire & Service of Mid America, Inc.	\$311.78	
4/16/2018	354,996	PMTRX00011441	Accounts Payable	8032510	BestOne, Tire & Service of Mid America, Inc.	\$257.89	
4/16/2018	354,997	PMTRX00011441	Accounts Payable	8032672	BestOne, Tire & Service of Mid America, Inc.	\$163.39	
4/16/2018	354,999	PMTRX00011441	Accounts Payable	300813	George E. Booth, Inc.	\$501.70	
4/16/2018	355,043	PMTRX00011442	Accounts Payable	MILEAGE 04/18	Glass, Steve	\$46.33	
4/16/2018	355,044	PMTRX00011442	Accounts Payable	TRAINING 04/18	Glass, Steve	\$33.25	
4/16/2018	355,107	PMTRX00011445	Accounts Payable	909723	Lowe's	\$23.55	
4/16/2018	355,108	PMTRX00011445	Accounts Payable	925810	Lowe's	\$94.97	
4/16/2018	355,115	PMTRX00011445	Accounts Payable	50690435	OFFICETEAM, Specialized Admin. Staffing	\$468.71	
4/16/2018	355,116	PMTRX00011445	Accounts Payable	50691117	OFFICETEAM, Specialized Admin. Staffing	\$798.00	
4/16/2018	355,183	PMTRX00011449	Accounts Payable	5121001 2/9	Owen Electric Cooperative Inc	\$243.19	
4/16/2018	355,184	PMTRX00011449	Accounts Payable	5121000 2/9	Owen Electric Cooperative Inc	\$35.06	
4/16/2018	355,366	PMTRX00011452	Accounts Payable	4410813 2/9	Cincinnati Bell	\$69.12	
4/16/2018	355,389	PMTRX00011452	Accounts Payable	97600131200 2/9	Duke Energy	\$19.70	
4/16/2018	355,409	PMTRX00011453	Accounts Payable	602952798	Hillyard Kentucky	\$565.61	
4/16/2018	355,410	PMTRX00011453	Accounts Payable	350859272	Human Resource Profile Inc	\$1,073.10	
4/16/2018	355,430	PMTRX00011453	Accounts Payable	82890	Rawdon Myers Inc	\$785.00	
4/16/2018	355,453	PMTRX00011454	Accounts Payable	UNIFORMS 04/18	Behrens, Nick	\$107.96	
4/16/2018	355,547	PMTRX00011456	Accounts Payable	350859272	Humana Dental Ins. Co.	\$1,073.10	
4/16/2018	355,803	PMTRX00011461	Accounts Payable	2269224	Ideal Supplies Inc	\$303.75	
4/16/2018	355,878	RECVG00002351	Accounts Payable	RCT0000010372	R & M Fence & Construction	\$2,350.00	
4/17/2018	355,037	PMTRX00011442	Accounts Payable	17220	Fastech Alarms &	\$241.23	
4/17/2018	355,144	PMTRX00011448	Accounts Payable	CI-786299	Univar USA Inc.	\$6,687.60	
4/17/2018	355,145	PMTRX00011448	Accounts Payable	CI-786235	Univar USA Inc.	\$6,856.27	
4/17/2018	355,157	RECVG00002347	Accounts Payable	RCT0000010350	Florence Winwater Works	\$539.35	
4/17/2018	355,356	PMTRX00011452	Accounts Payable	MKX0685	CDW Government Inc.	\$157.60	



4/17/2018	355,390	PMTRX00011452	Accounts Payable	37103690014	2/9	Duke Energy	\$10.68	
4/17/2018	355,397	PMTRX00011452	Accounts Payable	KYERL238183		Fastenal Company	\$112.95	
4/17/2018	355,405	PMTRX00011452	Accounts Payable	11174470		Frost Brown Todd LLC	\$300.00	
4/17/2018	355,407	PMTRX00011453	Accounts Payable	REFUND CREDIT 04/18		Gabel, Richard	\$158.80	
4/17/2018	355,408	PMTRX00011453	Accounts Payable	9759523427		Grainger	\$20.70	
4/17/2018	355,413	PMTRX00011453	Accounts Payable	9017586682		Kemira Water Solutions, Inc.	\$5,142.46	
4/17/2018	355,418	PMTRX00011453	Accounts Payable	927971		Lowe's	\$8.07	
4/17/2018	355,420	PMTRX00011453	Accounts Payable	927915		Lowe's	\$53.96	
4/17/2018	355,446	RECVG00002349	Accounts Payable	RCT0000010363		Ferguson Waterworks	\$162.30	
4/17/2018	355,447	RECVG00002349	Accounts Payable	RCT0000010364		Florence Winwater Works	\$12,279.20	
4/17/2018	355,450	RECVG00002349	Accounts Payable	RCT0000010367		Viking Supply, Inc	\$1,725.50	
4/17/2018	355,465	PMTRX00011454	Accounts Payable	925503		Lowe's	\$21.78	
4/17/2018	355,789	PMTRX00011460	Accounts Payable	2152237		Hach Company	\$228.50	
4/17/2018	355,804	PMTRX00011461	Accounts Payable	2269271		Ideal Supplies Inc	\$345.00	
4/17/2018	355,819	PMTRX00011461	Accounts Payable	925479		Lowe's	\$17.09	
4/17/2018	355,868	PMTRX00011461	Accounts Payable	2876737		Valor LLC	\$258.59	
4/18/2018	355,109	PMTRX00011445	Accounts Payable	909020		Lowe's	\$223.69	
4/18/2018	355,143	PMTRX00011448	Accounts Payable	CI-786516		Univar USA Inc.	\$2,776.17	
4/18/2018	355,158	RECVG00002347	Accounts Payable	RCT0000010351		Florence Winwater Works	\$417.81	
4/18/2018	355,167	PMTRX00011449	Accounts Payable	SAFETY GLASSES 4/18		Bruck Ronald M	\$63.83	
4/18/2018	355,374	PMTRX00011452	Accounts Payable	4005261284		Cintas #315	\$582.61	
4/18/2018	355,386	PMTRX00011452	Accounts Payable	76203669018	2/9	Duke Energy	\$430.69	
4/18/2018	355,387	PMTRX00011452	Accounts Payable	55002055014	2/9	Duke Energy	\$1,641.18	
4/18/2018	355,388	PMTRX00011452	Accounts Payable	98003659011	2/9	Duke Energy	\$46.84	
4/18/2018	355,391	PMTRX00011452	Accounts Payable	13300564210	2/9	Duke Energy	\$125.89	
4/18/2018	355,392	PMTRX00011452	Accounts Payable	30800678010	2/9	Duke Energy	\$18,435.80	
4/18/2018	355,395	PMTRX00011452	Accounts Payable	KYERL238233		Fastenal Company	\$50.67	
4/18/2018	355,396	PMTRX00011452	Accounts Payable	KYERL238259		Fastenal Company	\$24.90	
4/18/2018	355,431	PMTRX00011453	Accounts Payable	1543471		Restek Corporation	\$356.53	
4/18/2018	355,439	PMTRX00011453	Accounts Payable	18141		Sumerel Tire Co., Inc., Bob	\$70.00	
4/18/2018	355,445	RECVG00002349	Accounts Payable	RCT0000010362		Core & Main	\$141.75	
4/18/2018	355,456	PMTRX00011454	Accounts Payable	74300342209	2/9	Duke Energy	\$1,426.48	
4/18/2018	355,457	PMTRX00011454	Accounts Payable	9300832200	2/9	Duke Energy	\$140.18	
4/18/2018	355,461	PMTRX00011454	Accounts Payable	9761122002		Grainger	\$39.15	
4/18/2018	355,463	PMTRX00011454	Accounts Payable	S100183855.001		Johnson Electric Supply Co., The	\$77.41	
4/18/2018	355,467	PMTRX00011454	Accounts Payable	927176		Lowe's	\$53.06	
4/18/2018	355,469	PMTRX00011454	Accounts Payable	927154		Lowe's	\$15.19	
4/18/2018	355,471	PMTRX00011454	Accounts Payable	927057		Lowe's	\$14.40	
4/18/2018	355,481	PMVVR00001377	Accounts Payable	18141		Sumerel Tire Co., Inc., Bob	\$70.00	
4/18/2018	355,482	PMTRX00011455	Accounts Payable	18141		Taylor Brothers Excavating	\$70.00	
4/18/2018	355,806	PMTRX00011461	Accounts Payable	2269314		Ideal Supplies Inc	\$110.00	
4/18/2018	355,807	PMTRX00011461	Accounts Payable	2269292		Ideal Supplies Inc	\$270.00	
4/18/2018	355,808	PMTRX00011461	Accounts Payable	2269341		Ideal Supplies Inc	\$1,760.00	
4/18/2018	355,817	PMTRX00011461	Accounts Payable	925712		Lowe's	\$10.44	
4/18/2018	355,853	PMTRX00011461	Accounts Payable	2426416		RUMPKPE	\$10.00	
4/18/2018	355,888	PMTRX00011462	Accounts Payable	32807314		Safeguard Business Systems	\$233.58	
System:	DETAILED TRIAL B 9/24/2018	12:01:21 PM	Page:	157	User Date:	9/24/2018	User ID:	skampsen
N Ky Water District								
4/19/2018	355,345	PMTRX00011452	Accounts Payable	600196		ACE Exterminating Co. / Dawn	\$117.00	
4/19/2018	355,348	PMTRX00011452	Accounts Payable	664613		A & S Electric Supply, Inc.	\$67.70	
4/19/2018	355,357	PMTRX00011452	Accounts Payable	5788795	2/9	Cincinnati Bell	\$136.07	
4/19/2018	355,358	PMTRX00011452	Accounts Payable	3413035	2/9	Cincinnati Bell	\$168.21	
4/19/2018	355,359	PMTRX00011452	Accounts Payable	5789898	2/9	Cincinnati Bell	\$35.50	
4/19/2018	355,360	PMTRX00011452	Accounts Payable	2830886	2/9	Cincinnati Bell	\$67.69	
4/19/2018	355,365	PMTRX00011452	Accounts Payable	5784894	2/9	Cincinnati Bell	\$3,164.39	
4/19/2018	355,380	PMTRX00011452	Accounts Payable	244545		Crescent Springs Hardware	\$32.94	
4/19/2018	355,382	PMTRX00011452	Accounts Payable	244533		Crescent Springs Hardware	\$11.97	
4/19/2018	355,385	PMTRX00011452	Accounts Payable	11643		Dons Garage Inc	\$212.63	
4/19/2018	355,393	PMTRX00011452	Accounts Payable	92203548011	2/9	Duke Energy	\$69.71	

4/19/2018	355,394	PMTRX00011452	Accounts Payable	16503714012 2/9	Duke Energy	\$7.73
4/19/2018	355,401	PMTRX00011452	Accounts Payable	1405220	Fisher Scientific	\$243.43
4/19/2018	355,417	PMTRX00011453	Accounts Payable	911918	Lowe's	\$67.83
4/19/2018	355,423	PMTRX00011453	Accounts Payable	2487512	Lykins Oil Company	\$832.44
4/19/2018	355,424	PMTRX00011453	Accounts Payable	2487517	Lykins Oil Company	\$66.98
4/19/2018	355,442	PMTRX00011453	Accounts Payable	1304447	USALCO	\$5,928.32
4/19/2018	355,444	RECVG00002349	Accounts Payable	RCT0000010361	ESRI Inc.	\$15,389.73
4/19/2018	355,454	PMTRX00011454	Accounts Payable	1577	Butler Lawn Care & Landscaping	\$900.00
4/19/2018	355,459	PMTRX00011454	Accounts Payable	9762833425	Grainger	\$299.37
4/19/2018	355,736	PMTRX00011460	Accounts Payable	3572	B C Engineering Co	\$329.10
4/19/2018	355,786	PMTRX00011460	Accounts Payable	9762372226	Grainger	\$585.14
4/19/2018	355,795	PMTRX00011461	Accounts Payable	2269346	Ideal Supplies Inc	\$220.00
4/19/2018	355,809	PMTRX00011461	Accounts Payable	2269326	Ideal Supplies Inc	\$230.00
4/19/2018	355,821	PMTRX00011461	Accounts Payable	22823	Mark's Garage	\$88.10
4/19/2018	355,851	PMTRX00011461	Accounts Payable	910270	R & M Welding Products Inc	\$152.95
4/19/2018	355,883	PMTRX00011462	Accounts Payable	16467	Greko Supply Company	\$375.85
4/19/2018	355,887	PMTRX00011462	Accounts Payable	1.28711E+11	Office Depot, Inc.	\$169.18
4/19/2018	355,976	PMTRX00011464	Accounts Payable	21100162200 2/9	Duke Energy	\$7.73
4/19/2018	355,983	PMTRX00011464	Accounts Payable	178820	Viking Supply, Inc	\$345.00
4/20/2018	355,172	PMTRX00011449	Accounts Payable	TRAVEL 05/18	Couch, Chris	\$50.00
4/20/2018	355,173	PMTRX00011449	Accounts Payable	TRAINING 05/18	Delaney Steve	\$50.00
4/20/2018	355,182	PMTRX00011449	Accounts Payable	8 MEMBERS 07/18	KY/TN Water Professionals Conference	\$2,800.00
4/20/2018	355,346	PMTRX00011452	Accounts Payable	326998-1	Arts Rental Equipment & Supply	\$97.50
4/20/2018	355,353	PMTRX00011452	Accounts Payable	128186	Bonded Lock Service LLC	\$30.85
4/20/2018	355,354	PMTRX00011452	Accounts Payable	SAFETY GL. 04/18	Bruck Ronald M	\$128.78
4/20/2018	355,355	PMTRX00011452	Accounts Payable	TUITION 04/18.	Bryant, Chris	\$590.00
4/20/2018	355,377	PMTRX00011452	Accounts Payable	4005301487	Cintas #315	\$380.27
4/20/2018	355,400	PMTRX00011452	Accounts Payable	1569340	Fisher Scientific	\$577.92
4/20/2018	355,421	PMTRX00011453	Accounts Payable	910666	Lowe's	\$63.08
4/20/2018	355,432	PMTRX00011453	Accounts Payable	910327	R & M Welding Products Inc	\$268.42
4/20/2018	355,437	PMTRX00011453	Accounts Payable	107019624	Sumerel Tire Co., Inc., Bob	\$71.03
4/20/2018	355,438	PMTRX00011453	Accounts Payable	107019630	Sumerel Tire Co., Inc., Bob	\$28.00
4/20/2018	355,455	PMTRX00011454	Accounts Payable	MLR2893	CDW Government Inc.	\$160.61
4/20/2018	355,472	PMTRX00011454	Accounts Payable	927483	Lowe's	\$166.33
4/20/2018	355,760	PMTRX00011460	Accounts Payable	896115 2/9	Cincinnati Bell	\$65.08
4/20/2018	355,765	PMTRX00011460	Accounts Payable	3085	Dad's Bobcat Services, LLC	\$3,690.00
4/20/2018	355,767	PMTRX00011460	Accounts Payable	9800343205 2/9	Duke Energy	\$903.06
4/20/2018	355,792	PMTRX00011460	Accounts Payable	413802	Hall's Paving & Sealing, Inc.	\$4,450.59
4/20/2018	355,793	PMTRX00011461	Accounts Payable	2269359	Ideal Supplies Inc	\$281.25
4/20/2018	355,794	PMTRX00011461	Accounts Payable	2269376	Ideal Supplies Inc	\$275.00
4/20/2018	355,796	PMTRX00011461	Accounts Payable	2269358	Ideal Supplies Inc	\$825.00
4/20/2018	355,824	PMTRX00011461	Accounts Payable	22833	Mark's Garage	\$31.95
4/20/2018	355,886	PMTRX00011462	Accounts Payable	1.28711E+11	Office Depot, Inc.	\$40.38
4/21/2018	355,844	PMTRX00011461	Accounts Payable	25809	Raynmaster Lawn Sprinklers	\$614.00
4/21/2018	355,869	PMTRX00011461	Accounts Payable	27418	Waste Resource Management Inc.	\$1,920.64
4/22/2018	355,466	PMTRX00011454	Accounts Payable	925305..	Lowe's	\$11.08
4/22/2018	355,758	PMTRX00011460	Accounts Payable	2920102 2/9	Cincinnati Bell	\$54.48
4/22/2018	355,759	PMTRX00011460	Accounts Payable	5810345 2/9	Cincinnati Bell	\$66.43
4/23/2018	355,191	PMCHK00007042	Accounts Payable	94094	AMTEC	\$1,200.00
4/23/2018	355,192	PMCHK00007042	Accounts Payable	94095	Arts Rental Equipment & Supply	\$23.50
4/23/2018	355,193	PMCHK00007042	Accounts Payable	94096	AWWA	\$211.00
4/23/2018	355,194	PMCHK00007042	Accounts Payable	94097	Batoray, Inc.	\$190.00
4/23/2018	355,195	PMCHK00007042	Accounts Payable	94098	Becknell-Coghill Inc	\$9,735.00
4/23/2018	355,196	PMCHK00007042	Accounts Payable	94099	BestOne, Tire & Service of Mid America, Inc.	\$2,887.74
4/23/2018	355,197	PMCHK00007042	Accounts Payable	94100	Biederman Co., Inc., R.P.	\$81.00
4/23/2018	355,198	PMCHK00007042	Accounts Payable	94101	George E. Booth,. Inc.	\$501.70
4/23/2018	355,199	PMCHK00007042	Accounts Payable	94102	Bruck Ronald M	\$63.83
4/23/2018	355,200	PMCHK00007042	Accounts Payable	94103	Butler Lawn Care & Landscaping	\$3,790.00
4/23/2018	355,201	PMCHK00007042	Accounts Payable	94104	CDW Government Inc.	\$1,592.40

4/23/2018	355,202	PMCHK00007042	Accounts Payable	94105	Cincinnati Bell	\$899.52	
4/23/2018	355,203	PMCHK00007042	Accounts Payable	94106	Cincinnati Bell	\$1,260.47	
4/23/2018	355,204	PMCHK00007042	Accounts Payable	94107	Core & Main	\$1,290.00	
4/23/2018	355,205	PMCHK00007042	Accounts Payable	94108	Couch, Chris	\$50.00	
System:	DETAILED TRIAL B	9/24/2018	12:01:21 PM	Page:	158	9/24/2018	User ID: skampsen
N Ky Water District							
4/23/2018	355,206	PMCHK00007042	Accounts Payable	94109	Crescent Springs Hardware	\$227.93	
4/23/2018	355,207	PMCHK00007042	Accounts Payable	94110	Delaney Steve	\$50.00	
4/23/2018	355,208	PMCHK00007042	Accounts Payable	94111	Dimension Machine Co. Inc.	\$890.00	
4/23/2018	355,209	PMCHK00007042	Accounts Payable	94112	Matthew Dirheimer	\$8.00	
4/23/2018	355,210	PMCHK00007042	Accounts Payable	94113	Dons Garage Inc	\$2,961.69	
4/23/2018	355,211	PMCHK00007042	Accounts Payable	94114	Duke Energy	\$81,441.85	
4/23/2018	355,212	PMCHK00007042	Accounts Payable	94115	Eckstein Roofing Co.	\$700.00	
4/23/2018	355,213	PMCHK00007042	Accounts Payable	94116	Enquirer Media	\$249.08	
4/23/2018	355,214	PMCHK00007042	Accounts Payable	94117	Fastenal Company	\$505.77	
4/23/2018	355,215	PMCHK00007042	Accounts Payable	94118	Fastech Alarms &	\$677.48	
4/23/2018	355,216	PMCHK00007042	Accounts Payable	94119	Federal Express	\$16.49	
4/23/2018	355,217	PMCHK00007042	Accounts Payable	94120	Fisher Scientific	\$769.72	
4/23/2018	355,218	PMCHK00007042	Accounts Payable	94121	Flashlight Outlet	\$442.46	
4/23/2018	355,219	PMCHK00007042	Accounts Payable	94122	Florence Winwater Works	\$957.16	
4/23/2018	355,220	PMCHK00007042	Accounts Payable	94123	Glass, Steve	\$79.58	
4/23/2018	355,221	PMCHK00007042	Accounts Payable	94124	Greater Comfort Heating & Air	\$1,037.05	
4/23/2018	355,222	PMCHK00007042	Accounts Payable	94125	Hach Company	\$1,149.71	
4/23/2018	355,223	PMCHK00007042	Accounts Payable	94126	Hall's Paving & Sealing, Inc.	\$9,530.72	
4/23/2018	355,224	PMCHK00007042	Accounts Payable	94127	HDR Engineering, Inc.	\$11,041.20	
4/23/2018	355,225	PMCHK00007042	Accounts Payable	94128	Ideal Supplies Inc	\$9,286.50	
4/23/2018	355,226	PMCHK00007042	Accounts Payable	94129	IDEXX Distribution, Inc.	\$6,240.47	
4/23/2018	355,227	PMCHK00007042	Accounts Payable	94130	Industrial Wire Rope Supply Co Inc	\$296.06	
4/23/2018	355,228	PMCHK00007042	Accounts Payable	94131	Janell Inc.	\$48.00	
4/23/2018	355,229	PMCHK00007042	Accounts Payable	94132	Johnson Electric Supply Co., The	\$373.70	
4/23/2018	355,230	PMCHK00007042	Accounts Payable	94133	Johnson Doppler Lumber	\$710.40	
4/23/2018	355,231	PMCHK00007042	Accounts Payable	94134	Jolly Plumbing	\$3,524.57	
4/23/2018	355,232	PMCHK00007042	Accounts Payable	94135	Kemira Water Solutions, Inc.	\$4,921.69	
4/23/2018	355,233	PMCHK00007042	Accounts Payable	94136	Kens Crescent Springs Service	\$550.00	
4/23/2018	355,234	PMCHK00007042	Accounts Payable	94137	KOI Enterprises, Inc	\$280.31	
4/23/2018	355,235	PMCHK00007042	Accounts Payable	94138	KY/TN Water Professionals Conference	\$2,800.00	
4/23/2018	355,236	PMCHK00007042	Accounts Payable	94139	Key Blue Prints Inc.	\$175.00	
4/23/2018	355,237	PMCHK00007042	Accounts Payable	94140	King, Gerald	\$13.92	
4/23/2018	355,238	PMCHK00007042	Accounts Payable	94141	Lowe's	\$404.79	
4/23/2018	355,239	PMCHK00007042	Accounts Payable	94142	Lykins Oil Company	\$1,754.14	
4/23/2018	355,240	PMCHK00007042	Accounts Payable	94143	Matheson Tri-Gas, Inc.	\$208.73	
4/23/2018	355,241	PMCHK00007042	Accounts Payable	94144	Minuteman/Design Press	\$440.00	
4/23/2018	355,242	PMCHK00007042	Accounts Payable	94145	OFFICETEAM, Specialized Admin. Staffing	\$2,064.71	
4/23/2018	355,243	PMCHK00007042	Accounts Payable	94146	Office Depot, Inc.	\$1,063.17	
4/23/2018	355,244	PMCHK00007042	Accounts Payable	94147	Orr Safety Corporation	\$2,034.03	
4/23/2018	355,245	PMCHK00007042	Accounts Payable	94148	Owen Electric Cooperative Inc	\$278.25	
4/23/2018	355,246	PMCHK00007042	Accounts Payable	94149	Randy's Rugged Wear	\$1,348.98	
4/23/2018	355,247	PMCHK00007042	Accounts Payable	94150	Red Wing Shoes	\$199.74	
4/23/2018	355,248	PMCHK00007042	Accounts Payable	94151	Rexnord Industries LLC	\$350.71	
4/23/2018	355,249	PMCHK00007042	Accounts Payable	94152	Sanitation District No. 1	\$376.39	
4/23/2018	355,250	PMCHK00007042	Accounts Payable	94153	Silco Fire Protection Co	\$440.00	
4/23/2018	355,251	PMCHK00007042	Accounts Payable	94154	Southern States	\$88.56	
4/23/2018	355,252	PMCHK00007042	Accounts Payable	94155	Rodney Sparks	\$27.19	
4/23/2018	355,253	PMCHK00007042	Accounts Payable	94156	Staples Advantage	\$148.36	
4/23/2018	355,254	PMCHK00007042	Accounts Payable	94157	St. Elizabeth Business Health	\$971.00	
4/23/2018	355,255	PMCHK00007042	Accounts Payable	94158	Sumerel Tire Co., Inc., Bob	\$203.49	
4/23/2018	355,256	PMCHK00007042	Accounts Payable	94159	Supply Post Business Products	\$80.70	
4/23/2018	355,257	PMCHK00007042	Accounts Payable	94160	Time Warner Cable	\$110.00	
4/23/2018	355,258	PMCHK00007042	Accounts Payable	94161	Truck and Trailer Supply	\$13.76	

4/23/2018	355,259	PMCHK00007042	Accounts Payable	94162	Univar USA Inc.	\$20,296.89			
4/23/2018	355,260	PMCHK00007042	Accounts Payable	94163	United Healthcare Insurance	\$267,682.02			
4/23/2018	355,261	PMCHK00007042	Accounts Payable	94164	United Window Cleaning Co., Inc.	\$1,510.00			
4/23/2018	355,262	PMCHK00007042	Accounts Payable	94165	USA Bluebook	\$527.79			
4/23/2018	355,263	PMCHK00007042	Accounts Payable	94166	US Bank Equipment Finance	\$1,708.56			
4/23/2018	355,264	PMCHK00007042	Accounts Payable	94167	Viking Supply, Inc	\$3,510.95			
4/23/2018	355,265	PMCHK00007042	Accounts Payable	94168	VonLehman & Company Inc.	\$560.00			
4/23/2018	355,266	PMCHK00007042	Accounts Payable	94169	Wendling Printing Company	\$961.00			
4/23/2018	355,267	PMCHK00007042	Accounts Payable	94170	West Bend Mutual Insurance Co.	\$102.00			
4/23/2018	355,268	PMTRX00011450	Accounts Payable	042718DEFCOMP	Kentucky State Treasurer		\$5,844.27		
4/23/2018	355,269	PMCHK00007043	Accounts Payable	94171	Kentucky State Treasurer	\$5,844.27			
4/23/2018	355,402	PMTRX00011452	Accounts Payable	1764122	Fisher Scientific	\$3,425.20			
4/23/2018	355,416	PMTRX00011453	Accounts Payable	UNIFORMS 04/18	Lippert Joseph M		\$63.96		
4/23/2018	355,422	PMTRX00011453	Accounts Payable	927163	Lowe's		\$50.31		
4/23/2018	355,426	PMTRX00011453	Accounts Payable	MILEAGE 04/18	McGrath William D		\$11.55		
4/23/2018	355,434	PMTRX00011453	Accounts Payable	B60790	Southeastern Equipment Co Inc		\$269.10		
4/23/2018	355,435	PMTRX00011453	Accounts Payable	B56178	Southeastern Equipment Co Inc		\$1,095.60		
4/23/2018	355,441	PMTRX00011453	Accounts Payable	CI-787037	Univar USA Inc.		\$2,789.74		
4/23/2018	355,464	PMTRX00011454	Accounts Payable	925512	Lowe's		\$47.41		
4/23/2018	355,475	PMTRX00011454	Accounts Payable	2036046700003	Sanitation District No. 1		\$553.06		
4/23/2018	355,476	PMTRX00011454	Accounts Payable	2033023400004	Sanitation District No. 1		\$49.90		
System:	DETAILED TRIAL B	9/24/2018	12:01:21 PM	Page:	159	User Date:	9/24/2018	User ID:	skampsen
N Ky Water District									
4/23/2018	355,477	PMTRX00011454	Accounts Payable	2036046701002	Sanitation District No. 1		\$1,861.27		
4/23/2018	355,478	PMTRX00011454	Accounts Payable	12580	Sanitation District No. 1		\$3,882.83		
4/23/2018	355,737	PMTRX00011460	Accounts Payable	Mar-18	Becknell-Coghill Inc		\$25,380.00		
4/23/2018	355,744	PMTRX00011460	Accounts Payable	90058508	Calgon Carbon Corporation		\$307.31		
4/23/2018	355,766	PMTRX00011460	Accounts Payable	55600815015	Duke Energy	2/9	\$22,198.89		
4/23/2018	355,799	PMTRX00011461	Accounts Payable	2269423	Ideal Supplies Inc		\$255.00		
4/23/2018	355,800	PMTRX00011461	Accounts Payable	2269422	Ideal Supplies Inc		\$440.00		
4/23/2018	355,832	PMTRX00011461	Accounts Payable	50740072	OFFICETEAM, Specialized Admin. Staffing		\$638.40		
4/23/2018	355,833	PMTRX00011461	Accounts Payable	50741175	OFFICETEAM, Specialized Admin. Staffing		\$825.19		
4/23/2018	355,835	PMTRX00011461	Accounts Payable	433056	Ohio Valley Gasket		\$312.51		
4/23/2018	355,836	PMTRX00011461	Accounts Payable	INV4349825	Orr Safety Corporation		\$260.42		
4/23/2018	355,840	PMTRX00011461	Accounts Payable	5121004	Owen Electric Cooperative Inc	2/9	\$72.24		
4/24/2018	355,318	PMVVPY00001073	Accounts Payable	94102	Bruck Ronald M		\$63.83		
4/24/2018	355,319	PMVVR00001376	Accounts Payable	SAFETY GLASSES 4/18	Bruck Ronald M		\$63.83		
4/24/2018	355,349	PMTRX00011452	Accounts Payable	8032771	BestOne, Tire & Service of Mid America, Inc.		\$672.81		
4/24/2018	355,381	PMTRX00011452	Accounts Payable	244642	Crescent Springs Hardware		\$42.98		
4/24/2018	355,383	PMTRX00011452	Accounts Payable	WSC 37674	Cutter Construction INC		\$750.00		
4/24/2018	355,414	PMTRX00011453	Accounts Payable	767-019016	KOI Enterprises, Inc		\$340.84		
4/24/2018	355,425	PMTRX00011453	Accounts Payable	17444129	Matheson Tri-Gas, Inc.		\$971.08		
4/24/2018	355,429	PMTRX00011453	Accounts Payable	4352-276031	O'Reilly Auto Parts		\$49.99		
4/24/2018	355,436	PMTRX00011453	Accounts Payable	107019688	Sumerel Tire Co., Inc., Bob		\$71.99		
4/24/2018	355,479	PMTRX00011454	Accounts Payable	REIMBURSE 04/18	Rodney Sparks		\$11.68		
4/24/2018	355,743	PMTRX00011460	Accounts Payable	1582	Butler Lawn Care & Landscaping		\$2,745.03		
4/24/2018	355,772	PMTRX00011460	Accounts Payable	28203690012	Duke Energy	2/9	\$22.49		
4/24/2018	355,773	PMTRX00011460	Accounts Payable	80000694200	Duke Energy	2/9	\$726.41		
4/24/2018	355,774	PMTRX00011460	Accounts Payable	30903811010	Duke Energy	2/9	\$111.28		
4/24/2018	355,781	PMTRX00011460	Accounts Payable	2085723	Fisher Scientific		\$86.68		
4/24/2018	355,785	PMTRX00011460	Accounts Payable	9767605224	Grainger		\$46.02		
4/24/2018	355,797	PMTRX00011461	Accounts Payable	2269452	Ideal Supplies Inc		\$610.00		
4/24/2018	355,798	PMTRX00011461	Accounts Payable	2269445	Ideal Supplies Inc		\$585.00		
4/24/2018	355,812	PMTRX00011461	Accounts Payable	9017587463	Kemira Water Solutions, Inc.		\$5,239.85		
4/24/2018	355,814	PMTRX00011461	Accounts Payable	910480	Lowe's		\$62.67		
4/24/2018	355,822	PMTRX00011461	Accounts Payable	22842	Mark's Garage		\$610.64		
4/24/2018	355,864	PMTRX00011461	Accounts Payable	107019695	Sumerel Tire Co., Inc., Bob		\$28.99		
4/24/2018	355,879	RECVG00002351	Accounts Payable	RCT0000010373	Florence Winwater Works		\$1,781.19		
4/24/2018	355,885	PMTRX00011462	Accounts Payable	1009380	Mailender Inc.		\$974.00		

4/25/2018	355,344	PMTRX00011452	Accounts Payable	4304	A-1 Electric Motor Service	\$245.60		
4/25/2018	355,347	PMTRX00011452	Accounts Payable	664854	A & S Electric Supply, Inc.	\$68.00		
4/25/2018	355,473	PMTRX00011454	Accounts Payable	2491569	Lykins Oil Company	\$1,067.69		
4/25/2018	355,474	PMTRX00011454	Accounts Payable	2491570	Lykins Oil Company	\$564.77		
4/25/2018	355,480	PMTRX00011454	Accounts Payable	1142377	Glenwood Elec Inc.	\$1,843.68		
4/25/2018	355,739	PMTRX00011460	Accounts Payable	104637	Bray Trucking Inc.	\$924.49		
4/25/2018	355,740	PMTRX00011460	Accounts Payable	104635	Bray Trucking Inc.	\$704.64		
4/25/2018	355,741	PMTRX00011460	Accounts Payable	104634	Bray Trucking Inc.	\$353.49		
4/25/2018	355,742	PMTRX00011460	Accounts Payable	104636	Bray Trucking Inc.	\$1,080.26		
4/25/2018	355,749	PMTRX00011460	Accounts Payable	702149	CE Power Solutions, LLC	\$2,000.00		
4/25/2018	355,753	PMTRX00011460	Accounts Payable	4410536 2/9	Cincinnati Bell	\$242.20		
4/25/2018	355,754	PMTRX00011460	Accounts Payable	1007823 2/9	Cincinnati Bell	\$241.35		
4/25/2018	355,755	PMTRX00011460	Accounts Payable	7810420 2/9	Cincinnati Bell	\$68.04		
4/25/2018	355,756	PMTRX00011460	Accounts Payable	7811203 2/9	Cincinnati Bell	\$189.13		
4/25/2018	355,757	PMTRX00011460	Accounts Payable	7811600 2/9	Cincinnati Bell	\$333.05		
4/25/2018	355,761	PMTRX00011460	Accounts Payable	CD99040935	Cornerstone Controls, Inc.	\$134.78		
4/25/2018	355,770	PMTRX00011460	Accounts Payable	81903790016 2/9	Duke Energy	\$8.19		
4/25/2018	355,779	PMTRX00011460	Accounts Payable	6-161-37164	Federal Express	\$55.61		
4/25/2018	355,780	PMTRX00011460	Accounts Payable	6-161-65925	Federal Express	\$43.80		
4/25/2018	355,787	PMTRX00011460	Accounts Payable	9303700219	Graybar Electric Co Inc	\$467.08		
4/25/2018	355,788	PMTRX00011460	Accounts Payable	10933976	Hach Company	\$214.05		
4/25/2018	355,801	PMTRX00011461	Accounts Payable	2269486	Ideal Supplies Inc	\$165.00		
4/25/2018	355,802	PMTRX00011461	Accounts Payable	2269490	Ideal Supplies Inc	\$550.00		
4/25/2018	355,810	PMTRX00011461	Accounts Payable	118110	Industrial Wire Rope Supply Co Inc	\$702.84		
4/25/2018	355,827	PMTRX00011461	Accounts Payable	384232	Minuteman/Design Press	\$880.00		
4/25/2018	355,862	PMTRX00011461	Accounts Payable	107019708	Sumerel Tire Co., Inc., Bob	\$28.99		
4/25/2018	355,863	PMTRX00011461	Accounts Payable	107019704	Sumerel Tire Co., Inc., Bob	\$71.99		
4/25/2018	355,866	PMTRX00011461	Accounts Payable	140175801 2/9	Time Warner Cable	\$248.18		
4/25/2018	355,877	RECVG00002351	Accounts Payable	RCT0000010371	Planning & Development Service of Kenton Cou	\$25,000.00		
4/25/2018	355,982	PMTRX00011464	Accounts Payable	555169	USA Bluebook	\$199.88		
4/26/2018	355,448	RECVG00002349	Accounts Payable	RCT0000010365	Florence Winwater Works	\$13,457.00		
4/26/2018	355,470	PMTRX00011454	Accounts Payable	925954	Lowe's	\$246.13		
4/26/2018	355,548	PMTRX00011456	Accounts Payable	REFUND CREDIT 04/18	Aker, Octavian	\$15.59		
4/26/2018	355,549	PMTRX00011456	Accounts Payable	REFUND CREDIT 04/18	Allender, Jerry	\$59.34		
4/26/2018	355,550	PMTRX00011456	Accounts Payable	REFUND CREDIT 04/18	Bellis, Mac	\$28.02		
4/26/2018	355,551	PMTRX00011456	Accounts Payable	REFUND CREDIT 04/18	Boardman, Michelle	\$47.59		
4/26/2018	355,552	PMTRX00011456	Accounts Payable	REFUND CREDIT 04/18	Champagne, Amber	\$43.03		
4/26/2018	355,553	PMTRX00011456	Accounts Payable	REFUND CREDIT 04/18	Finnell, Robert	\$75.55		
System:	DETAILED TRIAL B 9/24/2018	12:01:21 PM	Page:	160	User Date:	9/24/2018	User ID:	skampsen
N Ky Water District								
4/26/2018	355,554	PMTRX00011456	Accounts Payable	REFUND CREDIT 04/18	Gilligan, Kelli	\$6.53		
4/26/2018	355,555	PMTRX00011456	Accounts Payable	REFUND CREDIT 04/18	Hamblin, Karissa	\$37.25		
4/26/2018	355,556	PMTRX00011456	Accounts Payable	REFUND CREDIT 04/18	Harper, Mitzi	\$22.40		
4/26/2018	355,557	PMTRX00011456	Accounts Payable	REFUND CREDIT 04/18	Hensley, Loretta	\$42.27		
4/26/2018	355,558	PMTRX00011456	Accounts Payable	REFUND CREDIT 04/18	Hodge, Ruby	\$96.35		
4/26/2018	355,559	PMTRX00011456	Accounts Payable	REFUND CREDIT 04/18	Isaac, Mallory	\$23.05		
4/26/2018	355,560	PMTRX00011456	Accounts Payable	REFUND CREDIT 04/18	Kleem, Kevin	\$58.57		
4/26/2018	355,561	PMTRX00011456	Accounts Payable	REFUND CREDIT 04/18	Mann, Odell	\$40.50		
4/26/2018	355,562	PMTRX00011456	Accounts Payable	REFUND CREDIT 04/18	Martin, David	\$36.45		
4/26/2018	355,563	PMTRX00011456	Accounts Payable	REFUND CREDIT 04/18	Morrison, Maureen	\$110.01		
4/26/2018	355,564	PMTRX00011456	Accounts Payable	REFUND CREDIT 04/18	Nienaber-Chalfant, Josephine	\$126.72		
4/26/2018	355,565	PMTRX00011456	Accounts Payable	REFUND CREDIT 04/18	Pauley, Adam	\$56.88		
4/26/2018	355,566	PMTRX00011456	Accounts Payable	REFUND CREDIT 04/18	Smith, Michelle	\$65.25		
4/26/2018	355,567	PMTRX00011456	Accounts Payable	REFUND CREDIT 04/18	Sutterfield, Jeff	\$47.76		
4/26/2018	355,568	PMTRX00011456	Accounts Payable	REFUND CREDIT 04/18	Wadsworth, Lindsay	\$126.80		
4/26/2018	355,569	PMTRX00011456	Accounts Payable	REFUND CREDIT 04/18	Watt, Chad	\$46.00		
4/26/2018	355,570	PMTRX00011456	Accounts Payable	REFUND CREDIT 04/18	Wolfe, Christopher	\$87.80		
4/26/2018	355,571	PMTRX00011456	Accounts Payable	REFUND CREDIT 04/18	Younger, Ruby	\$61.56		
4/26/2018	355,735	PMTRX00011460	Accounts Payable	65282	Around the Clock Answering Service	\$473.50		

4/26/2018	355,747	PMTRX00011460	Accounts Payable	REFUND CREDIT 04/18	C Banks Properties		\$126.94
4/26/2018	355,748	PMTRX00011460	Accounts Payable	REFUND CREDIT 04/18.	C Banks Properties		\$193.60
4/26/2018	355,751	PMTRX00011460	Accounts Payable	5811080 2/9	Cincinnati Bell		\$298.16
4/26/2018	355,752	PMTRX00011460	Accounts Payable	4480307 2/9	Cincinnati Bell		\$64.44
4/26/2018	355,771	PMTRX00011460	Accounts Payable	51502144018 2/9	Duke Energy		\$95.35
4/26/2018	355,775	PMTRX00011460	Accounts Payable	8400403202 2/9	Duke Energy		\$8.12
4/26/2018	355,776	PMTRX00011460	Accounts Payable	87400403218 2/9	Duke Energy		\$32.32
4/26/2018	355,778	PMTRX00011460	Accounts Payable	KYERL238552	Fastenal Company		\$20.17
4/26/2018	355,805	PMTRX00011461	Accounts Payable	2269520	Ideal Supplies Inc		\$270.00
4/26/2018	355,813	PMTRX00011461	Accounts Payable	25479	Literature Fulfillment Services		\$10,814.09
4/26/2018	355,823	PMTRX00011461	Accounts Payable	22857	Mark's Garage		\$620.20
4/26/2018	355,829	PMTRX00011461	Accounts Payable	REFUND CREDIT 04/18	Murphy, Michael		\$127.15
4/26/2018	355,830	PMTRX00011461	Accounts Payable	REFUND CREDIT 04/18.	Murphy, Michael		\$8.04
4/26/2018	355,839	PMTRX00011461	Accounts Payable	5121002 2/9	Owen Electric Cooperative Inc		\$128.75
4/26/2018	355,852	PMTRX00011461	Accounts Payable	910695	R & M Welding Products Inc		\$46.95
4/26/2018	355,854	PMTRX00011461	Accounts Payable	2428833	RUMPKE		\$548.82
4/27/2018	355,483	PMCHK00007046	Accounts Payable	94172	A-1 Electric Motor Service	\$245.60	
4/27/2018	355,484	PMCHK00007046	Accounts Payable	94173	ACE Exterminating Co. / Dawn	\$117.00	
4/27/2018	355,485	PMCHK00007046	Accounts Payable	94174	Arts Rental Equipment & Supply	\$97.50	
4/27/2018	355,486	PMCHK00007046	Accounts Payable	94175	A & S Electric Supply, Inc.	\$135.70	
4/27/2018	355,487	PMCHK00007046	Accounts Payable	94176	B C Engineering Co	\$685.79	
4/27/2018	355,488	PMCHK00007046	Accounts Payable	94177	Behrens, Nick	\$107.96	
4/27/2018	355,489	PMCHK00007046	Accounts Payable	94178	BestOne, Tire & Service of Mid America, Inc.	\$672.81	
4/27/2018	355,490	PMCHK00007046	Accounts Payable	94179	Bonded Lock Service LLC	\$30.85	
4/27/2018	355,491	PMCHK00007046	Accounts Payable	94180	Bruck Ronald M	\$128.78	
4/27/2018	355,492	PMCHK00007046	Accounts Payable	94181	Bryant, Chris	\$590.00	
4/27/2018	355,493	PMCHK00007046	Accounts Payable	94182	Butler Lawn Care & Landscaping	\$900.00	
4/27/2018	355,494	PMCHK00007046	Accounts Payable	94183	CDW Government Inc.	\$318.21	
4/27/2018	355,495	PMCHK00007046	Accounts Payable	94184	Cincinnati Bell	\$5,377.46	
4/27/2018	355,496	PMCHK00007046	Accounts Payable	94185	Cintas #315	\$3,291.91	
4/27/2018	355,497	PMCHK00007046	Accounts Payable	94186	Core & Main	\$141.75	
4/27/2018	355,498	PMCHK00007046	Accounts Payable	94187	Crescent Springs Hardware	\$87.89	
4/27/2018	355,499	PMCHK00007046	Accounts Payable	94188	Cutter Construction INC	\$750.00	
4/27/2018	355,500	PMCHK00007046	Accounts Payable	94189	Dimension Machine Co. Inc.	\$690.00	
4/27/2018	355,501	PMCHK00007046	Accounts Payable	94190	Dons Garage Inc	\$212.63	
4/27/2018	355,502	PMCHK00007046	Accounts Payable	94191	Duke Energy	\$22,354.88	
4/27/2018	355,503	PMCHK00007046	Accounts Payable	94192	ESRI Inc.	\$15,389.73	
4/27/2018	355,504	PMCHK00007046	Accounts Payable	94193	Fastenal Company	\$188.52	
4/27/2018	355,505	PMCHK00007046	Accounts Payable	94194	Ferguson Waterworks	\$162.30	
4/27/2018	355,506	PMCHK00007046	Accounts Payable	94195	Fisher Scientific	\$999.64	
4/27/2018	355,507	PMCHK00007046	Accounts Payable	94196	Florence Winwater Works	\$25,736.20	
4/27/2018	355,508	PMCHK00007046	Accounts Payable	94197	Frost Brown Todd LLC	\$300.00	
4/27/2018	355,509	PMCHK00007046	Accounts Payable	94198	Gabel, Richard	\$158.80	
4/27/2018	355,510	PMCHK00007046	Accounts Payable	94199	Geotechnology Inc.	\$2,056.88	
4/27/2018	355,511	PMCHK00007046	Accounts Payable	94200	Glenwood Elec Inc.	\$1,843.68	
4/27/2018	355,512	PMCHK00007046	Accounts Payable	94201	Grainger	\$394.88	
4/27/2018	355,513	PMCHK00007046	Accounts Payable	94202	Graybar Electric Co Inc	\$36.95	
4/27/2018	355,514	PMCHK00007046	Accounts Payable	94203	Hillyard Kentucky	\$565.61	
4/27/2018	355,515	PMCHK00007046	Accounts Payable	94204	Human Resource Profile Inc	\$1,073.10	
4/27/2018	355,516	PMCHK00007046	Accounts Payable	94205	Ideal Supplies Inc	\$192.50	
4/27/2018	355,517	PMCHK00007046	Accounts Payable	94206	Johnson Electric Supply Co., The	\$77.41	
4/27/2018	355,518	PMCHK00007046	Accounts Payable	94207	Jolly Plumbing	\$185.00	
4/27/2018	355,519	PMCHK00007046	Accounts Payable	94208	Kemira Water Solutions, Inc.	\$5,142.46	
4/27/2018	355,520	PMCHK00007046	Accounts Payable	94209	KOI Enterprises, Inc	\$340.84	
4/27/2018	355,521	PMCHK00007046	Accounts Payable	94210	Lincoln National Life Insurance Co.	\$5,610.62	
System:	DETAILED TRIAL B 9/24/2018	12:01:21 PM	Page:	161	User Date:	9/24/2018	User ID: skampsen
N Ky Water District							
4/27/2018	355,522	PMCHK00007046	Accounts Payable	94211	Lippert Joseph M	\$63.96	
4/27/2018	355,523	PMCHK00007046	Accounts Payable	94212	Lowe's	\$860.32	

4/27/2018	355,524	PMCHK00007046	Accounts Payable	94213	Lykins Oil Company	\$2,531.88	
4/27/2018	355,525	PMCHK00007046	Accounts Payable	94214	Matheson Tri-Gas, Inc.	\$971.08	
4/27/2018	355,526	PMCHK00007046	Accounts Payable	94215	McGrath William D	\$11.55	
4/27/2018	355,527	PMCHK00007046	Accounts Payable	94216	Office Depot, Inc.	\$220.10	
4/27/2018	355,528	PMCHK00007046	Accounts Payable	94217	O'Reilly Auto Parts	\$49.99	
4/27/2018	355,529	PMCHK00007046	Accounts Payable	94218	Rawdon Myers Inc	\$785.00	
4/27/2018	355,530	PMCHK00007046	Accounts Payable	94219	Restek Corporation	\$356.53	
4/27/2018	355,531	PMCHK00007046	Accounts Payable	94220	R & M Welding Products Inc	\$268.42	
4/27/2018	355,532	PMCHK00007046	Accounts Payable	94221	Sanitation District No. 1	\$3,882.83	
4/27/2018	355,533	PMCHK00007046	Accounts Payable	94222	Sanitation District No. 1	\$2,464.23	
4/27/2018	355,534	PMCHK00007046	Accounts Payable	94223	Seton Identification	\$57.21	
4/27/2018	355,535	PMCHK00007046	Accounts Payable	94224	Southeastern Equipment Co Inc	\$1,364.70	
4/27/2018	355,536	PMCHK00007046	Accounts Payable	94225	Rodney Sparks	\$11.68	
4/27/2018	355,537	PMCHK00007046	Accounts Payable	94226	Sumerel Tire Co., Inc., Bob	\$171.02	
4/27/2018	355,538	PMCHK00007046	Accounts Payable	94227	Taylor Brothers Excavating	\$70.00	
4/27/2018	355,539	PMCHK00007046	Accounts Payable	94228	Tri-State Plastics, Inc.	\$229.44	
4/27/2018	355,540	PMCHK00007046	Accounts Payable	94229	Univar USA Inc.	\$2,789.74	
4/27/2018	355,541	PMCHK00007046	Accounts Payable	94230	USALCO	\$5,928.32	
4/27/2018	355,542	PMCHK00007046	Accounts Payable	94231	Utility Sales Agency	\$880.80	
4/27/2018	355,543	PMCHK00007046	Accounts Payable	94232	Verizon Wireless	\$1,805.00	
4/27/2018	355,544	PMCHK00007046	Accounts Payable	94233	Viking Supply, Inc	\$1,725.50	
4/27/2018	355,545	PMVPY00001074	Accounts Payable	94204	Human Resource Profile Inc		\$1,073.10
4/27/2018	355,546	PMVVR00001378	Accounts Payable	350859272	Human Resource Profile Inc	\$1,073.10	
4/27/2018	355,768	PMTRX00011460	Accounts Payable	10300223228 2/9	Duke Energy		\$8,543.28
4/27/2018	355,769	PMTRX00011460	Accounts Payable	11402057019 2/9	Duke Energy		\$96.17
4/27/2018	355,783	PMTRX00011460	Accounts Payable	REFUND CREDIT 04/18	Gastright, Chris		\$2,572.96
4/27/2018	355,811	PMTRX00011461	Accounts Payable	S100184803.001	Johnson Electric Supply Co., The		\$339.62
4/27/2018	355,831	PMTRX00011461	Accounts Payable	156870	NetGain Technologies		\$100.00
4/27/2018	355,858	PMTRX00011461	Accounts Payable	TRAVEL 04/18.	Jeff Schuchter		\$250.10
4/27/2018	355,861	PMTRX00011461	Accounts Payable	107019747	Sumerel Tire Co., Inc., Bob		\$74.10
4/27/2018	355,875	RECVG00002351	Accounts Payable	RCT0000010369	Core & Main		\$2,796.40
4/27/2018	355,882	PMTRX00011462	Accounts Payable	47157321436 2/9	Fifth Third Bank-Visa		\$6,025.04
4/27/2018	355,890	PMTRX00011462	Accounts Payable	536658	Wildman Corporate Apparel		\$37.98
4/28/2018	355,738	PMTRX00011460	Accounts Payable	8032772	BestOne, Tire & Service of Mid America, Inc.		\$1,485.62
4/29/2018	355,974	PMTRX00011464	Accounts Payable	1031033 2/9	Cincinnati Bell		\$115.94
4/29/2018	355,975	PMTRX00011464	Accounts Payable	4910801 2/9	Cincinnati Bell		\$129.31
4/29/2018	355,980	PMTRX00011464	Accounts Payable	1360239900000 2/9	Sanitation District No. 1		\$39.31
4/29/2018	355,981	PMTRX00011464	Accounts Payable	1356165410000 2/9	Sanitation District No. 1		\$15.12
4/30/2018	355,572	PMCHK00007047	Accounts Payable	94234	Aker, Octavian	\$15.59	
4/30/2018	355,573	PMCHK00007047	Accounts Payable	94235	Allender, Jerry	\$59.34	
4/30/2018	355,574	PMCHK00007047	Accounts Payable	94236	Bellis, Mac	\$28.02	
4/30/2018	355,575	PMCHK00007047	Accounts Payable	94237	Boardman, Michelle	\$47.59	
4/30/2018	355,576	PMCHK00007047	Accounts Payable	94238	Champagne, Amber	\$43.03	
4/30/2018	355,577	PMCHK00007047	Accounts Payable	94239	Finnell, Robert	\$75.55	
4/30/2018	355,578	PMCHK00007047	Accounts Payable	94240	Gilligan, Kelli	\$6.53	
4/30/2018	355,579	PMCHK00007047	Accounts Payable	94241	Hamblin, Karissa	\$37.25	
4/30/2018	355,580	PMCHK00007047	Accounts Payable	94242	Harper, Mitzi	\$22.40	
4/30/2018	355,581	PMCHK00007047	Accounts Payable	94243	Hensley, Loretta	\$42.27	
4/30/2018	355,582	PMCHK00007047	Accounts Payable	94244	Hodge, Ruby	\$96.35	
4/30/2018	355,583	PMCHK00007047	Accounts Payable	94245	Humana Dental Ins. Co.	\$1,073.10	
4/30/2018	355,584	PMCHK00007047	Accounts Payable	94246	Isaac, Mallory	\$23.05	
4/30/2018	355,585	PMCHK00007047	Accounts Payable	94247	Kleem, Kevin	\$58.57	
4/30/2018	355,586	PMCHK00007047	Accounts Payable	94248	Mann, Odell	\$40.50	
4/30/2018	355,587	PMCHK00007047	Accounts Payable	94249	Martin, David	\$36.45	
4/30/2018	355,588	PMCHK00007047	Accounts Payable	94250	Morrison, Maureen	\$110.01	
4/30/2018	355,589	PMCHK00007047	Accounts Payable	94251	Nienaber-Chalfant, Josephine	\$126.72	
4/30/2018	355,590	PMCHK00007047	Accounts Payable	94252	Pauley, Adam	\$56.88	
4/30/2018	355,591	PMCHK00007047	Accounts Payable	94253	Smith, Michelle	\$65.25	
4/30/2018	355,592	PMCHK00007047	Accounts Payable	94254	Sutterfield, Jeff	\$47.76	

4/30/2018	355,593	PMCHK00007047	Accounts Payable	94255	Wadsworth, Lindsay	\$126.80		
4/30/2018	355,594	PMCHK00007047	Accounts Payable	94256	Watt, Chad	\$46.00		
4/30/2018	355,595	PMCHK00007047	Accounts Payable	94257	Wolfe, Christopher	\$87.80		
4/30/2018	355,596	PMCHK00007047	Accounts Payable	94258	Younger, Ruby	\$61.56		
4/30/2018	355,601	PMCHK00007048	Accounts Payable	94259	Kentucky State Treasurer	\$5,999.27		
4/30/2018	355,733	PMTRX00011460	Accounts Payable	FIRE HYDRANT 1942	American Hydroseeding		\$59.50	
4/30/2018	355,734	PMTRX00011460	Accounts Payable	FIRE HYDRANT 1946	Arlinghaus Builders, LLC		\$45.99	
4/30/2018	355,745	PMTRX00011460	Accounts Payable	FIRE HYDRANT 1940	Carrera Const.		\$45.99	
4/30/2018	355,750	PMTRX00011460	Accounts Payable	27328	Chase Environmental Group		\$105.00	
4/30/2018	355,763	PMTRX00011460	Accounts Payable	244789	Crescent Springs Hardware		\$493.41	
4/30/2018	355,784	PMTRX00011460	Accounts Payable	FEMA TRAINING 4/18	Glass, Steve		\$11.08	
4/30/2018	355,791	PMTRX00011460	Accounts Payable	413803	Hall's Paving & Sealing, Inc.		\$5,004.00	
4/30/2018	355,820	PMTRX00011461	Accounts Payable	FIRE HYDRANT 1947	Lucas Pools		\$76.97	
System:	DETAILED TRIAL B 9/24/2018	12:01:21 PM	Page:	162	User Date:	9/24/2018	User ID:	skampsen
N Ky Water District								
4/30/2018	355,825	PMTRX00011461	Accounts Payable	17476829	Matheson Tri-Gas, Inc.		\$208.73	
4/30/2018	355,826	PMTRX00011461	Accounts Payable	17476807	Matheson Tri-Gas, Inc.		\$453.75	
4/30/2018	355,828	PMTRX00011461	Accounts Payable	384249	Minuteman/Design Press		\$194.00	
4/30/2018	355,834	PMTRX00011461	Accounts Payable	50791286	OFFICETEAM, Specialized Admin. Staffing		\$798.00	
4/30/2018	355,842	PMTRX00011461	Accounts Payable	FIRE HYDRANT 1941	Pinkham, Lohri		\$31.03	
4/30/2018	355,845	PMTRX00011461	Accounts Payable	R 102287	Res/Comm Security Systems Inc.		\$54.00	
4/30/2018	355,846	PMTRX00011461	Accounts Payable	R 102282	Res/Comm Security Systems Inc.		\$54.00	
4/30/2018	355,847	PMTRX00011461	Accounts Payable	R 102284	Res/Comm Security Systems Inc.		\$54.00	
4/30/2018	355,848	PMTRX00011461	Accounts Payable	R 102286	Res/Comm Security Systems Inc.		\$54.00	
4/30/2018	355,849	PMTRX00011461	Accounts Payable	R 102285	Res/Comm Security Systems Inc.		\$54.00	
4/30/2018	355,859	PMTRX00011461	Accounts Payable	18-04113	Security Fence Group, Inc.		\$268.00	
4/30/2018	355,865	PMTRX00011461	Accounts Payable	FIRE HYDRANT 1948	SWS Environmental		\$215.20	
4/30/2018	355,867	PMTRX00011461	Accounts Payable	1305348	USALCO		\$5,989.68	
4/30/2018	355,873	PMTRX00011461	Accounts Payable	54116694	Wex Bank		\$14,820.83	
4/30/2018	355,874	PMTRX00011461	Accounts Payable	537164	Wildman Corporate Apparel		\$49.98	
4/30/2018	355,881	PMTRX00011462	Accounts Payable	MILEAGE 03-04,2018	Mattingly, Alex		\$149.88	
4/30/2018	355,889	PMTRX00011462	Accounts Payable	92496	R & M Welding Products Inc		\$284.35	
4/30/2018	355,977	PMTRX00011464	Accounts Payable	27102181013 2/9	Duke Energy		\$9.99	
4/30/2018	355,978	PMTRX00011464	Accounts Payable	S100184866.001	Johnson Electric Supply Co., The		\$200.19	
4/30/2018	355,979	PMTRX00011464	Accounts Payable	39958	Plant Trolley, Inc., The		\$177.12	
5/1/2018	355,654	PMCHK00007049	Accounts Payable	94260	S R Layne Repair LLC	\$950.00		
5/1/2018	355,746	PMTRX00011460	Accounts Payable	DAMAGES 04/18	Carroll, John or Bertha		\$1,376.32	
5/1/2018	355,764	PMTRX00011460	Accounts Payable	REFUND CREDIT 04/18	Crowley, Michele		\$77.98	
5/1/2018	355,777	PMTRX00011460	Accounts Payable	163489098	EyeMed		\$1,240.10	
5/1/2018	355,782	PMTRX00011460	Accounts Payable	4906169	Fisher Scientific		\$121.83	
5/1/2018	355,841	PMTRX00011461	Accounts Payable	10976	Pension Corporation of America		\$4,924.92	
5/1/2018	355,850	PMTRX00011461	Accounts Payable	351289	Richie Trucking		\$1,625.00	
5/1/2018	356,004	PMTRX00011465	Accounts Payable	80020499	Badger Meter, Inc		\$63.00	
5/1/2018	356,006	PMTRX00011465	Accounts Payable	14953	Best Way Disposal		\$300.73	
5/1/2018	356,007	PMTRX00011465	Accounts Payable	14781	Best Way Disposal		\$305.37	
5/1/2018	356,008	PMTRX00011465	Accounts Payable	15233	Best Way Disposal		\$78.45	
5/1/2018	356,009	PMTRX00011465	Accounts Payable	53335	Blue Chip Express & Courier Service		\$220.00	
5/1/2018	356,010	PMTRX00011465	Accounts Payable	1.80407E+11	Boone-Kenton Lumber Supply Co.		\$1,555.72	
5/1/2018	356,011	PMTRX00011465	Accounts Payable	WO# 18-03646	Carlisle, Tom		\$142.60	
5/1/2018	356,012	PMTRX00011465	Accounts Payable	D160351 05/18	Cincinnati Bell		\$1,454.49	
5/1/2018	356,013	PMTRX00011465	Accounts Payable	L164224 05/18	Cincinnati Bell		\$124.85	
5/1/2018	356,014	PMTRX00011465	Accounts Payable	1039861 5/18	Cincinnati Bell		\$36.56	
5/1/2018	356,015	PMTRX00011465	Accounts Payable	D160584 05/18	Cincinnati Bell		\$8,278.35	
5/1/2018	356,018	PMTRX00011465	Accounts Payable	P461378378-18109	Cincinnati Bell		\$647.78	
5/1/2018	356,019	PMTRX00011465	Accounts Payable	244359	Crescent Springs Hardware		\$53.88	
5/1/2018	356,020	PMTRX00011465	Accounts Payable	244735	Crescent Springs Hardware		\$22.99	
5/1/2018	356,021	PMTRX00011465	Accounts Payable	244619	Crescent Springs Hardware		\$21.77	
5/1/2018	356,022	PMTRX00011465	Accounts Payable	244561	Crescent Springs Hardware		\$12.00	
5/1/2018	356,024	PMTRX00011465	Accounts Payable	62900752208 5/18	Duke Energy		\$304.27	



5/1/2018	356,037	PMTRX00011465	Accounts Payable	24700807203	5/18	Duke Energy	\$54.34	
5/1/2018	356,038	PMTRX00011465	Accounts Payable	12002095015	5/18	Duke Energy	\$8.04	
5/1/2018	356,039	PMTRX00011465	Accounts Payable	68200435200	5/18	Duke Energy	\$2,488.56	
5/1/2018	356,049	PMTRX00011467	Accounts Payable	15566		Fedders Feed Co., J. H.	\$3.35	
5/1/2018	356,050	PMTRX00011467	Accounts Payable	9303736597		Graybar Electric Co Inc	\$357.45	
5/1/2018	356,053	PMTRX00011467	Accounts Payable	2269554		Ideal Supplies Inc	\$287.00	
5/1/2018	356,054	PMTRX00011467	Accounts Payable	2269576		Ideal Supplies Inc	\$180.00	
5/1/2018	356,055	PMTRX00011467	Accounts Payable	2269620		Ideal Supplies Inc	\$340.50	
5/1/2018	356,058	PMTRX00011467	Accounts Payable	NKWSDBL1570164	5/18	Lincoln National Life Insurance Co.	\$841.78	
5/1/2018	356,060	PMTRX00011467	Accounts Payable	909660		Lowe's	\$68.66	
5/1/2018	356,064	PMTRX00011467	Accounts Payable	1009522		Mailender Inc.	\$151.41	
5/1/2018	356,066	PMTRX00011467	Accounts Payable	1004012		Mobilcomm Inc.	\$464.00	
5/1/2018	356,067	PMTRX00011467	Accounts Payable	1004003		Mobilcomm Inc.	\$499.00	
5/1/2018	356,071	PMTRX00011467	Accounts Payable	50811654		OFFICETEAM, Specialized Admin. Staffing	\$616.19	
5/1/2018	356,073	PMTRX00011467	Accounts Payable	1.31211E+11		Office Depot, Inc.	\$60.29	
5/1/2018	356,077	PMTRX00011467	Accounts Payable	5021118		Randy's Rugged Wear	\$769.99	
5/1/2018	356,078	PMTRX00011467	Accounts Payable	2402		RNK Environmental Inc	\$350.00	
5/1/2018	356,082	PMTRX00011467	Accounts Payable	8100034728000	5/18	Sanitation District No. 1	\$644.72	
5/1/2018	356,083	PMTRX00011467	Accounts Payable	8100034727001	5/18	Sanitation District No. 1	\$25.04	
5/1/2018	356,084	PMTRX00011467	Accounts Payable	46692		Silver Grove Motors, Inc.	\$150.00	
5/1/2018	356,085	PMTRX00011467	Accounts Payable	A744623		Southern States	\$91.06	
5/1/2018	356,086	PMTRX00011467	Accounts Payable	3366710591		Staples Advantage	\$56.17	
5/1/2018	356,087	PMTRX00011467	Accounts Payable	3376360935		Staples Advantage	\$34.79	
5/1/2018	356,088	PMTRX00011467	Accounts Payable	3376360938		Staples Advantage	\$159.98	
5/1/2018	356,092	PMTRX00011467	Accounts Payable	29126		United Window Cleaning Co., Inc.	\$40.00	
5/1/2018	356,093	PMTRX00011467	Accounts Payable	1305669		USALCO	\$4,875.76	
5/1/2018	356,094	PMTRX00011467	Accounts Payable	9805912806		Verizon Wireless	\$150.10	
5/1/2018	356,095	PMTRX00011467	Accounts Payable	430234	5/18	Vivial	\$630.80	
5/1/2018	356,096	PMTRX00011467	Accounts Payable	51663		Wendling Printing Company	\$443.00	
5/1/2018	356,106	RECVG00002352	Accounts Payable	RCT0000010383		Pollard Water	\$1,179.75	
System:	DETAILED TRIAL B 9/24/2018	12:01:21 PM	Page:	163	User Date:	9/24/2018	User ID:	skampsen
N Ky Water District								
5/1/2018	356,107	RECVG00002352	Accounts Payable	RCT0000010384		Pollard Water	\$335.00	
5/1/2018	356,108	RECVG00002352	Accounts Payable	RCT0000010385		CBT Company	\$1,242.00	
5/1/2018	356,109	PMTRX00011468	Accounts Payable	168387		Absolute Standards Inc.	\$415.00	
5/1/2018	356,112	PMTRX00011468	Accounts Payable	311210		Chemrite, Inc.	\$14,881.05	
5/1/2018	356,113	PMTRX00011468	Accounts Payable	8351784		CSX Transportation Inc.	\$507.96	
5/1/2018	356,119	PMTRX00011468	Accounts Payable	0001627796	198985	Enquirer Media	\$1,567.45	
5/1/2018	356,126	PMTRX00011468	Accounts Payable	US18040256		Paymentus Group, Inc.	\$18,363.87	
5/1/2018	356,129	PMTRX00011468	Accounts Payable	439027086		VAG USA LLC	\$422.64	
5/1/2018	356,131	PMTRX00011468	Accounts Payable	533341		Wildman Corporate Apparel	\$141.66	
5/1/2018	356,133	PMTRX00011468	Accounts Payable	105428		Bray Trucking Inc.	\$686.45	
5/1/2018	356,134	PMTRX00011468	Accounts Payable	105431		Bray Trucking Inc.	\$238.95	
5/1/2018	356,135	PMTRX00011468	Accounts Payable	105430		Bray Trucking Inc.	\$1,380.14	
5/1/2018	356,136	PMTRX00011468	Accounts Payable	105429		Bray Trucking Inc.	\$453.64	
5/1/2018	356,139	PMTRX00011468	Accounts Payable	4005488593		Cintas #315	\$646.60	
5/1/2018	356,142	PMTRX00011468	Accounts Payable	1142471		Glenwood Elec Inc.	\$1,651.23	
5/1/2018	356,145	PMTRX00011468	Accounts Payable	9773846309		Grainger	\$294.93	
5/1/2018	356,146	PMTRX00011468	Accounts Payable	18-0565		Greater Comfort Heating & Air	\$800.00	
5/1/2018	356,147	PMTRX00011468	Accounts Payable	18-0566		Greater Comfort Heating & Air	\$1,490.00	
5/1/2018	356,149	PMTRX00011468	Accounts Payable	413804		Hall's Paving & Sealing, Inc.	\$3,732.85	
5/1/2018	356,151	PMTRX00011468	Accounts Payable	2269734		Ideal Supplies Inc	\$287.00	
5/1/2018	356,152	PMTRX00011468	Accounts Payable	2269735		Ideal Supplies Inc	\$600.00	
5/1/2018	356,161	PMTRX00011468	Accounts Payable	24399		J K Meurer Corp.	\$55,076.25	
5/1/2018	356,163	PMTRX00011468	Accounts Payable	743-133923		KOI Enterprises, Inc	\$14.36	
5/1/2018	356,168	PMTRX00011468	Accounts Payable	95253310		Tremco/Weatherproofing	\$3,600.00	
5/1/2018	356,267	PMTRX00011470	Accounts Payable	7000080425		AWWA Research Foundation	\$25,908.53	
5/1/2018	356,313	PMTRX00011472	Accounts Payable	1430180		Flashlight Outlet	\$524.94	
5/1/2018	356,318	PMTRX00011472	Accounts Payable	HRP-0000121992		Human Resource Profile Inc	\$50.00	

5/1/2018	356,335	PMTRX00011472	Accounts Payable	384246	Minuteman/Design Press	\$46.00		
5/1/2018	356,337	PMTRX00011472	Accounts Payable	99622728	Mine Safety Appliances Co. LLC	\$479.72		
5/1/2018	356,341	PMTRX00011472	Accounts Payable	1.32036E+11	Office Depot, Inc.	\$330.00		
5/1/2018	356,351	PMTRX00011473	Accounts Payable	468622	St. Elizabeth Business Health	\$1,107.00		
5/1/2018	356,362	PMTRX00011473	Accounts Payable	CI-359682	Univar USA Inc.	\$80.00		
5/1/2018	356,365	PMTRX00011473	Accounts Payable	9806111463	Verizon Wireless	\$8,218.67		
5/1/2018	356,373	PMVVR00001379	Accounts Payable	CI-359682	Univar USA Inc.	\$80.00		
5/1/2018	356,377	RECVG00002354	Accounts Payable	RCT0000010390	Lucity, Inc	\$4,936.60		
5/1/2018	356,387	PMTRX00011475	Accounts Payable	244251	Crescent Springs Hardware	\$5.50		
5/1/2018	356,394	PMTRX00011475	Accounts Payable	CI-359682.	Univar USA Inc.	\$140.00		
5/1/2018	356,621	PMTRX00011480	Accounts Payable	062516*3191	Gannett Fleming Companies, Inc.	\$2,905.00		
5/1/2018	356,622	PMTRX00011480	Accounts Payable	062516*3250	Gannett Fleming Companies, Inc.	\$1,102.50		
5/1/2018	356,680	PMTRX00011481	Accounts Payable	27462	Waste Resource Management Inc.	\$3,866.88		
5/1/2018	356,690	RECVG00002356	Accounts Payable	RCT0000010400	Clear Edge Filtration	\$2,049.47		
5/1/2018	356,693	RECVG00002356	Accounts Payable	RCT0000010403	Glenwood Elec Inc.	\$1,138.25		
5/1/2018	356,995	RECVG00002358	Accounts Payable	RCT0000010408	CDW Government Inc.	\$174.86		
5/1/2018	357,244	PMTRX00011493	Accounts Payable	855703	Environmental Resource Assoc	\$267.78		
5/1/2018	357,310	PMTRX00011496	Accounts Payable	CFV33724001	Otis Elevator Company	\$686.70		
5/1/2018	357,339	PMTRX00011498	Accounts Payable	80483	Valor LLC	\$532.98		
5/2/2018	356,016	PMTRX00011465	Accounts Payable	2820270 5/18	Cincinnati Bell	\$67.30		
5/2/2018	356,017	PMTRX00011465	Accounts Payable	6556563 5/18	Cincinnati Bell	\$166.36		
5/2/2018	356,025	PMTRX00011465	Accounts Payable	47500467203 5/18	Duke Energy	\$813.03		
5/2/2018	356,033	PMTRX00011465	Accounts Payable	63902189019 5/18	Duke Energy	\$1,197.11		
5/2/2018	356,034	PMTRX00011465	Accounts Payable	86502205015 5/18	Duke Energy	\$30.60		
5/2/2018	356,035	PMTRX00011465	Accounts Payable	97700845013 5/18	Duke Energy	\$14,730.49		
5/2/2018	356,036	PMTRX00011465	Accounts Payable	27202174014 5/18	Duke Energy	\$1,772.04		
5/2/2018	356,048	PMTRX00011467	Accounts Payable	20263934	Environmental Laboratories, Inc.	\$65.00		
5/2/2018	356,051	PMTRX00011467	Accounts Payable	10943404	Hach Company	\$661.00		
5/2/2018	356,059	PMTRX00011467	Accounts Payable	927028..	Lowe's	\$73.91		
5/2/2018	356,091	PMTRX00011467	Accounts Payable	CI-788277	Univar USA Inc.	\$2,779.25		
5/2/2018	356,098	RECVG00002352	Accounts Payable	RCT0000010375	Arts Rental Equipment & Supply	\$370.00		
5/2/2018	356,099	RECVG00002352	Accounts Payable	RCT0000010376	Consolidated Pipe & Supply Co Inc.	\$418.75		
5/2/2018	356,101	RECVG00002352	Accounts Payable	RCT0000010378	Core & Main	\$252.50		
5/2/2018	356,103	RECVG00002352	Accounts Payable	RCT0000010380	Fortiline, Inc.	\$288.00		
5/2/2018	356,104	RECVG00002352	Accounts Payable	RCT0000010381	Fortiline, Inc.	\$1,870.00		
5/2/2018	356,105	RECVG00002352	Accounts Payable	RCT0000010382	Hydraflo, Inc.	\$789.80		
5/2/2018	356,111	PMTRX00011468	Accounts Payable	50261	Bray Truck & Parts	\$2,042.64		
5/2/2018	356,114	PMTRX00011468	Accounts Payable	33800283200 5/18	Duke Energy	\$214.08		
5/2/2018	356,115	PMTRX00011468	Accounts Payable	39800877206 5/18	Duke Energy	\$401.08		
5/2/2018	356,116	PMTRX00011468	Accounts Payable	44000883201 5/18	Duke Energy	\$103.57		
5/2/2018	356,117	PMTRX00011468	Accounts Payable	75900841205 5/18	Duke Energy	\$166.72		
5/2/2018	356,127	PMTRX00011468	Accounts Payable	140114	Phenova	\$84.65		
5/2/2018	356,137	PMTRX00011468	Accounts Payable	4005641586	Cintas #315	\$611.14		
5/2/2018	356,140	PMTRX00011468	Accounts Payable	4005640875	Cintas #315	\$249.45		
5/2/2018	356,144	PMTRX00011468	Accounts Payable	9775914972	Grainger	\$61.33		
5/2/2018	356,148	PMTRX00011468	Accounts Payable	10943291	Hach Company	\$91.39		
5/2/2018	356,150	PMTRX00011468	Accounts Payable	2269761	Ideal Supplies Inc	\$313.75		
System:	DETAILED TRIAL B 9/24/2018	12:01:21 PM	Page:	164	User Date:	9/24/2018	User ID:	skampsen
N Ky Water District								
5/2/2018	356,153	PMTRX00011468	Accounts Payable	2269774	Ideal Supplies Inc	\$15.29		
5/2/2018	356,154	PMTRX00011468	Accounts Payable	2269773	Ideal Supplies Inc	\$106.30		
5/2/2018	356,342	PMTRX00011473	Accounts Payable	5030218	Randy's Rugged Wear	\$2,783.51		
5/2/2018	356,350	PMTRX00011473	Accounts Payable	MILEAGE APRIL 2018	Jeff Schuchter	\$61.04		
5/2/2018	356,654	PMTRX00011481	Accounts Payable	1.33789E+11	Office Depot, Inc.	\$15.98		
5/2/2018	356,655	PMTRX00011481	Accounts Payable	1.33789E+11	Office Depot, Inc.	\$259.04		
5/2/2018	356,656	PMTRX00011481	Accounts Payable	1.34665E+11	Office Depot, Inc.	\$84.28		
5/2/2018	356,657	PMTRX00011481	Accounts Payable	1.315E+11	Office Depot, Inc.	\$127.00		
5/2/2018	357,292	PMTRX00011496	Accounts Payable	22886	Mark's Garage	\$46.95		
5/2/2018	357,375	PMTRX00011499	Accounts Payable	244878	Crescent Springs Hardware	\$13.98		

5/3/2018	356,002	PMTRX00011465	Accounts Payable	331284-2	Arts Rental Equipment & Supply	\$1,970.00
5/3/2018	356,003	PMTRX00011465	Accounts Payable	ACE221142	Ace-Tex Enterprises, Inc.	\$394.45
5/3/2018	356,026	PMTRX00011465	Accounts Payable	50100466217 5/18	Duke Energy	\$101.76
5/3/2018	356,027	PMTRX00011465	Accounts Payable	69402048026 5/18	Duke Energy	\$2,141.91
5/3/2018	356,028	PMTRX00011465	Accounts Payable	11102202017 5/18	Duke Energy	\$9.31
5/3/2018	356,029	PMTRX00011465	Accounts Payable	26800465213 5/18	Duke Energy	\$84.58
5/3/2018	356,030	PMTRX00011465	Accounts Payable	89500806010 5/18	Duke Energy	\$24,022.07
5/3/2018	356,031	PMTRX00011465	Accounts Payable	33400067207 5/18	Duke Energy	\$93.51
5/3/2018	356,032	PMTRX00011465	Accounts Payable	55403649014 5/18	Duke Energy	\$10.75
5/3/2018	356,057	PMTRX00011467	Accounts Payable	743-134283	KOI Enterprises, Inc	\$17.70
5/3/2018	356,061	PMTRX00011467	Accounts Payable	925244	Lowe's	\$21.56
5/3/2018	356,063	PMTRX00011467	Accounts Payable	2497859	Lykins Oil Company	\$1,290.09
5/3/2018	356,076	PMTRX00011467	Accounts Payable	1805-982605	Pilot Lumber	\$7.94
5/3/2018	356,089	PMTRX00011467	Accounts Payable	18190	Taylor Brothers Excavating	\$130.00
5/3/2018	356,118	PMTRX00011468	Accounts Payable	66109	Dupont Inc	\$225.00
5/3/2018	356,130	PMTRX00011468	Accounts Payable	537729	Wildman Corporate Apparel	\$106.23
5/3/2018	356,143	PMTRX00011468	Accounts Payable	9776948953	Grainger	\$29.51
5/3/2018	356,155	PMTRX00011468	Accounts Payable	2269788	Ideal Supplies Inc	\$27.96
5/3/2018	356,156	PMTRX00011468	Accounts Payable	2269808	Ideal Supplies Inc	\$180.00
5/3/2018	356,162	PMTRX00011468	Accounts Payable	88444	Kens Crescent Springs Service	\$375.00
5/3/2018	356,364	PMTRX00011473	Accounts Payable	2882329	Valor LLC	\$72.01
5/3/2018	356,651	PMTRX00011481	Accounts Payable	1010284	Mailender Inc.	\$277.36
5/3/2018	356,787	PMTRX00011484	Accounts Payable	S100183751.001	Johnson Electric Supply Co., The	\$35.00
5/3/2018	357,228	PMTRX00011492	Accounts Payable	244944	Crescent Springs Hardware	\$46.67
5/3/2018	357,285	PMTRX00011495	Accounts Payable	952958	Lowe's	\$196.92
5/3/2018	357,293	PMTRX00011496	Accounts Payable	22891	Mark's Garage	\$80.93
5/4/2018	355,600	PMTRX00011457	Accounts Payable	050418DEFCOMP	Kentucky State Treasurer	\$5,999.27
5/4/2018	356,023	PMTRX00011465	Accounts Payable	2200252201 5/18	Duke Energy	\$84.96
5/4/2018	356,052	PMTRX00011467	Accounts Payable	18-47	Hydro Controls, Inc.	\$608.68
5/4/2018	356,065	PMTRX00011467	Accounts Payable	384281	Minuteman/Design Press	\$535.00
5/4/2018	356,068	PMTRX00011467	Accounts Payable	MILEAGE 02/18	Moor, Johnathan	\$249.07
5/4/2018	356,069	PMTRX00011467	Accounts Payable	TRAVEL 03/18	Moor, Johnathan	\$8.00
5/4/2018	356,074	PMTRX00011467	Accounts Payable	5121005 5/18	Owen Electric Cooperative Inc	\$827.59
5/4/2018	356,075	PMTRX00011467	Accounts Payable	5121003 5/18	Owen Electric Cooperative Inc	\$14,876.78
5/4/2018	356,138	PMTRX00011468	Accounts Payable	4005669211	Cintas #315	\$496.44
5/4/2018	356,157	PMTRX00011468	Accounts Payable	2269827	Ideal Supplies Inc	\$200.25
5/4/2018	356,158	PMTRX00011468	Accounts Payable	2269830	Ideal Supplies Inc	\$180.00
5/4/2018	356,159	PMTRX00011468	Accounts Payable	2269843	Ideal Supplies Inc	\$150.00
5/4/2018	356,160	PMTRX00011468	Accounts Payable	2269845	Ideal Supplies Inc	\$180.00
5/4/2018	356,170	PMTRX00011468	Accounts Payable	64498	Vogelpohl Fire Equipment, Inc.	\$185.22
5/4/2018	356,314	PMTRX00011472	Accounts Payable	9303878484	Graybar Electric Co Inc	\$578.55
5/4/2018	356,315	PMTRX00011472	Accounts Payable	9303878483	Graybar Electric Co Inc	\$460.37
5/4/2018	356,316	PMTRX00011472	Accounts Payable	9303864605	Graybar Electric Co Inc	\$74.42
5/4/2018	357,329	PMTRX00011497	Accounts Payable	107019890	Sumerel Tire Co., Inc., Bob	\$69.99
5/5/2018	356,056	PMTRX00011467	Accounts Payable	948277	Janell Inc.	\$75.89
5/5/2018	356,275	PMTRX00011470	Accounts Payable	3567220 5/18	Cincinnati Bell	\$71.36
5/5/2018	356,276	PMTRX00011470	Accounts Payable	3564005 5/18	Cincinnati Bell	\$71.36
5/5/2018	356,277	PMTRX00011470	Accounts Payable	3561531 5/18	Cincinnati Bell	\$49.31
5/5/2018	356,278	PMTRX00011470	Accounts Payable	3314325 5/18	Cincinnati Bell	\$67.69
5/5/2018	356,661	PMTRX00011481	Accounts Payable	6343941 5/18	Provident Life & Accident Ins.	\$577.75
5/5/2018	356,681	PMTRX00011481	Accounts Payable	27499	Waste Resource Management Inc.	\$1,065.28
5/6/2018	356,141	PMTRX00011468	Accounts Payable	18845	Flaig Welding Co Inc	\$360.00
5/6/2018	356,334	PMTRX00011472	Accounts Payable	E05005VEAG	Microsoft	\$204.40
5/7/2018	356,005	PMTRX00011465	Accounts Payable	8032923	BestOne, Tire & Service of Mid America, Inc.	\$389.44
5/7/2018	356,062	PMTRX00011467	Accounts Payable	903997	Lowe's	\$63.62
5/7/2018	356,079	PMTRX00011467	Accounts Payable	2436666	RUMPKE	\$425.99
5/7/2018	356,080	PMTRX00011467	Accounts Payable	2436671	RUMPKE	\$352.54
5/7/2018	356,081	PMTRX00011467	Accounts Payable	2433432	RUMPKE	\$85.37
5/7/2018	356,100	RECVG00002352	Accounts Payable	RCT0000010377	Core & Main	\$743.75

5/7/2018	356,120	PMTRX00011468	Accounts Payable	864879	Environmental Resource Assoc	\$133.83			
5/7/2018	356,122	PMTRX00011468	Accounts Payable	733-530298	KOI Enterprises, Inc	\$73.74			
5/7/2018	356,164	PMTRX00011468	Accounts Payable	925767	Lowe's	\$37.99			
5/7/2018	356,300	PMTRX00011470	Accounts Payable	53503889010	Duke Energy	\$519.81			
5/7/2018	356,301	PMTRX00011470	Accounts Payable	96300067201	Duke Energy	\$119.35			
System:	DETAILED TRIAL B	9/24/2018	12:01:21 PM	Page:	165	User Date:	9/24/2018	User ID:	skampsen
N Ky Water District									
5/7/2018	356,325	PMTRX00011472	Accounts Payable	2269902	Ideal Supplies Inc	\$360.00			
5/7/2018	356,326	PMTRX00011472	Accounts Payable	2269899	Ideal Supplies Inc	\$620.00			
5/7/2018	356,327	PMTRX00011472	Accounts Payable	2269898	Ideal Supplies Inc	\$180.00			
5/7/2018	356,332	PMTRX00011472	Accounts Payable	927106	Lowe's	\$29.18			
5/7/2018	356,396	PMTRX00011475	Accounts Payable	357113562	US Bank Equipment Finance	\$1,708.56			
5/7/2018	356,571	PMTRX00011480	Accounts Payable	5/18/5641	AMTEC	\$400.00			
5/7/2018	357,013	PMTRX00011488	Accounts Payable	107019927	Sumerel Tire Co., Inc., Bob	\$192.18			
5/7/2018	357,284	PMTRX00011495	Accounts Payable	903030	Lowe's	\$41.29			
5/7/2018	357,330	PMTRX00011497	Accounts Payable	107019929	Sumerel Tire Co., Inc., Bob	\$196.39			
5/8/2018	355,891	PMCHK00007052	Accounts Payable	94261	American Hydroseeding	\$59.50			
5/8/2018	355,892	PMCHK00007052	Accounts Payable	94262	Arlinghaus Builders, LLC	\$45.99			
5/8/2018	355,893	PMCHK00007052	Accounts Payable	94263	Around the Clock Answering Service	\$473.50			
5/8/2018	355,894	PMCHK00007052	Accounts Payable	94264	B C Engineering Co	\$329.10			
5/8/2018	355,895	PMCHK00007052	Accounts Payable	94265	Becknell-Coghill Inc	\$25,380.00			
5/8/2018	355,896	PMCHK00007052	Accounts Payable	94266	BestOne, Tire & Service of Mid America, Inc.	\$1,485.62			
5/8/2018	355,897	PMCHK00007052	Accounts Payable	94267	Bray Trucking Inc.	\$3,062.88			
5/8/2018	355,898	PMCHK00007052	Accounts Payable	94268	Butler Lawn Care & Landscaping	\$2,745.03			
5/8/2018	355,899	PMCHK00007052	Accounts Payable	94269	Calgon Carbon Corporation	\$307.31			
5/8/2018	355,900	PMCHK00007052	Accounts Payable	94270	Carrera Const.	\$45.99			
5/8/2018	355,901	PMCHK00007052	Accounts Payable	94271	Carroll, John or Bertha	\$1,376.32			
5/8/2018	355,902	PMCHK00007052	Accounts Payable	94272	C Banks Properties	\$320.54			
5/8/2018	355,903	PMCHK00007052	Accounts Payable	94273	CE Power Solutions, LLC	\$2,000.00			
5/8/2018	355,904	PMCHK00007052	Accounts Payable	94274	Chase Environmental Group	\$105.00			
5/8/2018	355,905	PMCHK00007052	Accounts Payable	94275	Cincinnati Bell	\$1,557.28			
5/8/2018	355,906	PMCHK00007052	Accounts Payable	94276	Cincinnati Bell	\$65.08			
5/8/2018	355,907	PMCHK00007052	Accounts Payable	94277	Cornerstone Controls, Inc.	\$134.78			
5/8/2018	355,908	PMCHK00007052	Accounts Payable	94278	Core & Main	\$3,045.40			
5/8/2018	355,909	PMCHK00007052	Accounts Payable	94279	Cottingham True Value	\$44.99			
5/8/2018	355,910	PMCHK00007052	Accounts Payable	94280	Crescent Springs Hardware	\$493.41			
5/8/2018	355,911	PMCHK00007052	Accounts Payable	94281	Crowley, Michele	\$77.98			
5/8/2018	355,912	PMCHK00007052	Accounts Payable	94282	Dad's Bobcat Services, LLC	\$3,690.00			
5/8/2018	355,913	PMCHK00007052	Accounts Payable	94283	Duke Energy	\$32,745.56			
5/8/2018	355,914	PMCHK00007052	Accounts Payable	94284	EyeMed	\$1,240.10			
5/8/2018	355,915	PMCHK00007052	Accounts Payable	94285	Fastenal Company	\$20.17			
5/8/2018	355,916	PMCHK00007052	Accounts Payable	94286	Federal Express	\$99.41			
5/8/2018	355,917	PMCHK00007052	Accounts Payable	94287	Fifth Third Bank-Visa	\$6,025.04			
5/8/2018	355,918	PMCHK00007052	Accounts Payable	94288	Fisher Scientific	\$208.51			
5/8/2018	355,919	PMCHK00007052	Accounts Payable	94289	Florence Winwater Works	\$1,781.19			
5/8/2018	355,920	PMCHK00007052	Accounts Payable	94290	Gastright, Chris	\$2,572.96			
5/8/2018	355,921	PMCHK00007052	Accounts Payable	94291	Glass, Steve	\$11.08			
5/8/2018	355,922	PMCHK00007052	Accounts Payable	94292	Grainger	\$631.16			
5/8/2018	355,923	PMCHK00007052	Accounts Payable	94293	Graybar Electric Co Inc	\$467.08			
5/8/2018	355,924	PMCHK00007052	Accounts Payable	94294	Greko Supply Company	\$375.85			
5/8/2018	355,925	PMCHK00007052	Accounts Payable	94295	Hach Company	\$1,279.17			
5/8/2018	355,926	PMCHK00007052	Accounts Payable	94296	Hall's Paving & Sealing, Inc.	\$9,454.59			
5/8/2018	355,927	PMCHK00007052	Accounts Payable	94297	Ideal Supplies Inc	\$7,495.00			
5/8/2018	355,928	PMCHK00007052	Accounts Payable	94298	Industrial Wire Rope Supply Co Inc	\$702.84			
5/8/2018	355,929	PMCHK00007052	Accounts Payable	94299	Johnson Electric Supply Co., The	\$339.62			
5/8/2018	355,930	PMCHK00007052	Accounts Payable	94300	Kemira Water Solutions, Inc.	\$5,239.85			
5/8/2018	355,931	PMCHK00007052	Accounts Payable	94301	Literature Fulfillment Services	\$10,814.09			
5/8/2018	355,932	PMCHK00007052	Accounts Payable	94302	Lowe's	\$965.81			
5/8/2018	355,933	PMCHK00007052	Accounts Payable	94303	Lucas Pools	\$76.97			

5/8/2018	355,934	PMCHK00007052	Accounts Payable	94304	Mailender Inc.	\$974.00	
5/8/2018	355,935	PMCHK00007052	Accounts Payable	94305	Mark's Garage	\$1,350.89	
5/8/2018	355,936	PMCHK00007052	Accounts Payable	94306	Matheson Tri-Gas, Inc.	\$662.48	
5/8/2018	355,937	PMCHK00007052	Accounts Payable	94307	Mattingly, Alex	\$149.88	
5/8/2018	355,938	PMCHK00007052	Accounts Payable	94308	Minuteman/Design Press	\$1,074.00	
5/8/2018	355,939	PMCHK00007052	Accounts Payable	94309	Murphy, Michael	\$135.19	
5/8/2018	355,940	PMCHK00007052	Accounts Payable	94310	NetGain Technologies	\$100.00	
5/8/2018	355,941	PMCHK00007052	Accounts Payable	94311	OFFICETEAM, Specialized Admin. Staffing	\$3,049.62	
5/8/2018	355,942	PMCHK00007052	Accounts Payable	94312	Office Depot, Inc.	\$209.56	
5/8/2018	355,943	PMCHK00007052	Accounts Payable	94313	Ohio Valley Gasket	\$312.51	
5/8/2018	355,944	PMCHK00007052	Accounts Payable	94314	Orr Safety Corporation	\$678.08	
5/8/2018	355,945	PMCHK00007052	Accounts Payable	94315	Owen Electric Cooperative Inc	\$200.99	
5/8/2018	355,946	PMCHK00007052	Accounts Payable	94316	Pension Corporation of America	\$4,924.92	
5/8/2018	355,947	PMCHK00007052	Accounts Payable	94317	Pinkham, Lohri	\$31.03	
5/8/2018	355,948	PMCHK00007052	Accounts Payable	94318	Pitney Bowes Inc.	\$3,000.00	
5/8/2018	355,949	PMCHK00007052	Accounts Payable	94319	Planning & Development Service of Kenton Cou	\$25,000.00	
5/8/2018	355,950	PMCHK00007052	Accounts Payable	94320	Raynmaster Lawn Sprinklers	\$614.00	
5/8/2018	355,951	PMCHK00007052	Accounts Payable	94321	Res/Comm Security Systems Inc.	\$270.00	
5/8/2018	355,952	PMCHK00007052	Accounts Payable	94322	Richie Trucking	\$1,625.00	
5/8/2018	355,953	PMCHK00007052	Accounts Payable	94323	R & M Fence & Construction	\$2,350.00	
5/8/2018	355,954	PMCHK00007052	Accounts Payable	94324	R & M Welding Products Inc	\$484.25	
5/8/2018	355,955	PMCHK00007052	Accounts Payable	94325	RUMPKE	\$558.82	
System:	DETAILED TRIAL B 9/24/2018	12:01:21 PM	Page:	166	User Date:	9/24/2018	User ID: skampsen
N Ky Water District							
5/8/2018	355,956	PMCHK00007052	Accounts Payable	94326	Safeguard Business Systems	\$233.58	
5/8/2018	355,957	PMCHK00007052	Accounts Payable	94327	SafetyWear	\$393.83	
5/8/2018	355,958	PMCHK00007052	Accounts Payable	94328	Sanitation District No. 1	\$15.62	
5/8/2018	355,959	PMCHK00007052	Accounts Payable	94329	Jeff Schuchter	\$250.10	
5/8/2018	355,960	PMCHK00007052	Accounts Payable	94330	Security Fence Group, Inc.	\$268.00	
5/8/2018	355,961	PMCHK00007052	Accounts Payable	94331	Skillpath Seminars	\$349.00	
5/8/2018	355,962	PMCHK00007052	Accounts Payable	94332	Sumerel Tire Co., Inc., Bob	\$204.07	
5/8/2018	355,963	PMCHK00007052	Accounts Payable	94333	SWS Environmental	\$215.20	
5/8/2018	355,964	PMCHK00007052	Accounts Payable	94334	Time Warner Cable	\$248.18	
5/8/2018	355,965	PMCHK00007052	Accounts Payable	94335	USALCO	\$5,989.68	
5/8/2018	355,966	PMCHK00007052	Accounts Payable	94336	Valor LLC	\$258.59	
5/8/2018	355,967	PMCHK00007052	Accounts Payable	94337	Waste Resource Management Inc.	\$4,617.92	
5/8/2018	355,968	PMCHK00007052	Accounts Payable	94338	Wex Bank	\$14,820.83	
5/8/2018	355,969	PMCHK00007052	Accounts Payable	94339	Wildman Corporate Apparel	\$87.96	
5/8/2018	355,971	PMCHK00007053	Accounts Payable	94340	Kentucky State Treasurer	\$5,999.27	
5/8/2018	356,070	PMTRX00011467	Accounts Payable	DAMAGES 05/18	Northern KY Baptist Church	\$7,000.00	
5/8/2018	356,072	PMTRX00011467	Accounts Payable	50862628	OFFICETEAM, Specialized Admin. Staffing	\$798.00	
5/8/2018	356,090	PMTRX00011467	Accounts Payable	537791	Travelers	\$2,725.00	
5/8/2018	356,102	RECVG00002352	Accounts Payable	RCT0000010379	Florence Winwater Works	\$1,599.90	
5/8/2018	356,121	PMTRX00011468	Accounts Payable	122873 01	Florence Winwater Works	\$281.16	
5/8/2018	356,169	PMTRX00011468	Accounts Payable	72525	Vertical Systems Elevator	\$369.63	
5/8/2018	356,268	PMTRX00011470	Accounts Payable	50296	Bray Truck & Parts	\$453.30	
5/8/2018	356,271	PMTRX00011470	Accounts Payable	MQR3034	CDW Government Inc.	\$1,355.72	
5/8/2018	356,272	PMTRX00011470	Accounts Payable	MQN3172	CDW Government Inc.	\$72.72	
5/8/2018	356,283	PMTRX00011470	Accounts Payable	4260425 5/18	Cincinnati Bell	\$129.31	
5/8/2018	356,298	PMTRX00011470	Accounts Payable	89000846202 5/18	Duke Energy	\$13.53	
5/8/2018	356,324	PMTRX00011472	Accounts Payable	2269926	Ideal Supplies Inc	\$870.00	
5/8/2018	356,328	PMTRX00011472	Accounts Payable	9017589141	Kemira Water Solutions, Inc.	\$5,239.85	
5/8/2018	356,343	PMTRX00011473	Accounts Payable	3182091200000 5/18	Sanitation District No. 1	\$1,281.76	
5/8/2018	356,344	PMTRX00011473	Accounts Payable	3182090100000 5/18	Sanitation District No. 1	\$476.72	
5/8/2018	356,345	PMTRX00011473	Accounts Payable	3158053737002 5/18	Sanitation District No. 1	\$1,227.37	
5/8/2018	356,346	PMTRX00011473	Accounts Payable	3156059150000 5/18	Sanitation District No. 1	\$16.63	
5/8/2018	356,347	PMTRX00011473	Accounts Payable	3182090000000 5/18	Sanitation District No. 1	\$1,317.86	
5/8/2018	356,348	PMTRX00011473	Accounts Payable	3182091000003 5/18	Sanitation District No. 1	\$15.12	
5/8/2018	356,349	PMTRX00011473	Accounts Payable	3138056050000 5/18	Sanitation District No. 1	\$49.90	

5/8/2018	356,360	PMTRX00011473	Accounts Payable	171831	Temco Inc.	\$620.27		
5/8/2018	356,363	PMTRX00011473	Accounts Payable	C0045275261	United Healthcare Insurance	\$270,874.67		
5/8/2018	356,380	RECVG00002354	Accounts Payable	RCT0000010393	Core & Main	\$523.56		
5/8/2018	356,381	RECVG00002354	Accounts Payable	RCT0000010394	Florence Winwater Works	\$3,744.00		
5/8/2018	356,382	RECVG00002354	Accounts Payable	RCT0000010395	Viking Supply, Inc	\$1,700.00		
5/8/2018	356,648	PMTRX00011481	Accounts Payable	925005	Lowe's	\$8.04		
5/8/2018	356,675	PMTRX00011481	Accounts Payable	171832	Temco Inc.	\$620.27		
5/8/2018	356,691	RECVG00002356	Accounts Payable	RCT0000010401	A T R Distributing Co. Inc.	\$3,000.00		
5/8/2018	356,692	RECVG00002356	Accounts Payable	RCT0000010402	A T R Distributing Co. Inc.	\$3,000.00		
5/9/2018	356,110	PMTRX00011468	Accounts Payable	602463	ACE Exterminating Co. / Dawn	\$147.00		
5/9/2018	356,123	PMTRX00011468	Accounts Payable	927568	Lowe's	\$62.84		
5/9/2018	356,124	PMTRX00011468	Accounts Payable	2501932	Lykins Oil Company	\$926.55		
5/9/2018	356,125	PMTRX00011468	Accounts Payable	2501933	Lykins Oil Company	\$565.01		
5/9/2018	356,166	PMTRX00011468	Accounts Payable	A845538	Southern States	\$121.04		
5/9/2018	356,167	PMTRX00011468	Accounts Payable	A845926	Southern States	\$77.11		
5/9/2018	356,270	PMTRX00011470	Accounts Payable	42410	BissNuss Inc	\$172.00		
5/9/2018	356,285	PMTRX00011470	Accounts Payable	32203867017 5/18	Duke Energy	\$179.99		
5/9/2018	356,286	PMTRX00011470	Accounts Payable	33803662016 5/18	Duke Energy	\$477.28		
5/9/2018	356,287	PMTRX00011470	Accounts Payable	57603707011 5/18	Duke Energy	\$11.38		
5/9/2018	356,288	PMTRX00011470	Accounts Payable	8200284217 5/18	Duke Energy	\$78.05		
5/9/2018	356,289	PMTRX00011470	Accounts Payable	36800736026 5/18	Duke Energy	\$8,415.77		
5/9/2018	356,290	PMTRX00011470	Accounts Payable	40502120028 5/18	Duke Energy	\$567.63		
5/9/2018	356,291	PMTRX00011470	Accounts Payable	24002180010 5/18	Duke Energy	\$132.10		
5/9/2018	356,292	PMTRX00011470	Accounts Payable	60702113019 5/18	Duke Energy	\$51,398.46		
5/9/2018	356,293	PMTRX00011470	Accounts Payable	36100729029 5/18	Duke Energy	\$11,706.51		
5/9/2018	356,294	PMTRX00011470	Accounts Payable	38200284213 5/18	Duke Energy	\$902.01		
5/9/2018	356,295	PMTRX00011470	Accounts Payable	95603661010 5/18	Duke Energy	\$11.09		
5/9/2018	356,296	PMTRX00011470	Accounts Payable	37603707010 5/18	Duke Energy	\$8.41		
5/9/2018	356,299	PMTRX00011470	Accounts Payable	31902189010 5/18	Duke Energy	\$8,881.41		
5/9/2018	356,312	PMTRX00011472	Accounts Payable	6-175-97297	Federal Express	\$81.68		
5/9/2018	356,323	PMTRX00011472	Accounts Payable	2269977	Ideal Supplies Inc	\$120.00		
5/9/2018	356,376	RECVG00002354	Accounts Payable	RCT0000010389	EST Analytical	\$1,130.00		
5/9/2018	356,393	PMTRX00011475	Accounts Payable	L9626014 05/2018	Prudential Financial	\$3,146.18		
5/9/2018	356,687	RECVG00002356	Accounts Payable	RCT0000010397	USA Bluebook	\$662.44		
5/9/2018	357,014	PMTRX00011488	Accounts Payable	107019959	Sumerel Tire Co., Inc., Bob	\$768.61		
5/9/2018	357,335	PMTRX00011498	Accounts Payable	411629	Ultra Scientific Analytical Solutions	\$560.31		
5/10/2018	356,128	PMTRX00011468	Accounts Payable	107019985	Sumerel Tire Co., Inc., Bob	\$661.12		
5/10/2018	356,132	PMTRX00011468	Accounts Payable	335756-3	Arts Rental Equipment & Supply	\$437.00		
5/10/2018	356,165	PMTRX00011468	Accounts Payable	1805-984164	Pilot Lumber	\$49.44		
System:	DETAILED TRIAL B 9/24/2018	12:01:21 PM	Page:	167	User Date:	9/24/2018	User ID:	skampsen
N Ky Water District								
5/10/2018	356,279	PMTRX00011470	Accounts Payable	2611750 5/18	Cincinnati Bell	\$67.69		
5/10/2018	356,280	PMTRX00011470	Accounts Payable	5724798 5/18	Cincinnati Bell	\$272.69		
5/10/2018	356,281	PMTRX00011470	Accounts Payable	4310282 5/18	Cincinnati Bell	\$298.29		
5/10/2018	356,282	PMTRX00011470	Accounts Payable	2616778 5/18	Cincinnati Bell	\$65.77		
5/10/2018	356,284	PMTRX00011470	Accounts Payable	2615788 5/18	Cincinnati Bell	\$65.77		
5/10/2018	356,297	PMTRX00011470	Accounts Payable	20102202016 5/18	Duke Energy	\$11.39		
5/10/2018	356,317	PMTRX00011472	Accounts Payable	10954896	Hach Company	\$527.93		
5/10/2018	356,321	PMTRX00011472	Accounts Payable	2270016	Ideal Supplies Inc	\$385.00		
5/10/2018	356,322	PMTRX00011472	Accounts Payable	2270006	Ideal Supplies Inc	\$215.25		
5/10/2018	356,330	PMTRX00011472	Accounts Payable	NKWSDBL633284 06/18	Lincoln National Life Insurance Co.	\$5,632.14		
5/10/2018	356,333	PMTRX00011472	Accounts Payable	903543	Lowe's	\$14.23		
5/10/2018	356,375	RECVG00002354	Accounts Payable	RCT0000010388	Accelerated Technology Lab Inc	\$13,219.35		
5/10/2018	356,594	PMTRX00011480	Accounts Payable	6665725	Cincinnati Bell	\$3,082.98		
5/10/2018	356,627	PMTRX00011480	Accounts Payable	413805	Hall's Paving & Sealing, Inc.	\$2,723.40		
5/10/2018	356,678	PMTRX00011481	Accounts Payable	568967	USA Bluebook	\$143.35		
5/10/2018	356,994	RECVG00002358	Accounts Payable	RCT0000010407	CDW Government Inc.	\$847.88		
5/10/2018	357,018	PMTRX00011488	Accounts Payable	INV14830967	Verizon Wireless	\$1,805.00		
5/11/2018	355,970	PMTRX00011463	Accounts Payable	051118DEFCOMP	Kentucky State Treasurer	\$5,999.27		

5/11/2018	356,269	PMTRX00011470	Accounts Payable	27220	Brighton Truck Service		\$1,223.82
5/11/2018	356,273	PMTRX00011470	Accounts Payable	MRM8262	CDW Government Inc.		\$254.46
5/11/2018	356,274	PMTRX00011470	Accounts Payable	MRN5219	CDW Government Inc.		\$70.00
5/11/2018	356,319	PMTRX00011472	Accounts Payable	2270043	Ideal Supplies Inc		\$360.00
5/11/2018	356,320	PMTRX00011472	Accounts Payable	2270045	Ideal Supplies Inc		\$113.50
5/11/2018	356,331	PMTRX00011472	Accounts Payable	925530	Lowe's		\$37.76
5/11/2018	356,336	PMTRX00011472	Accounts Payable	384314	Minuteman/Design Press		\$332.00
5/11/2018	356,356	PMTRX00011473	Accounts Payable	107020011	Sumerel Tire Co., Inc., Bob		\$282.89
5/11/2018	356,357	PMTRX00011473	Accounts Payable	107020001	Sumerel Tire Co., Inc., Bob		\$69.99
5/11/2018	356,358	PMTRX00011473	Accounts Payable	PINV319900	Supply Post Business Products		\$38.97
5/11/2018	356,359	PMTRX00011473	Accounts Payable	300015398	Test Gauge & Backflow Supply		\$2,652.00
5/11/2018	356,361	PMTRX00011473	Accounts Payable	CI-789336	Univar USA Inc.		\$2,782.95
5/11/2018	356,366	PMTRX00011473	Accounts Payable	540336	Wildman Corporate Apparel		\$96.40
5/11/2018	356,610	PMTRX00011480	Accounts Payable	43500863200 5/18	Duke Energy		\$1,800.28
5/11/2018	356,611	PMTRX00011480	Accounts Payable	54000843205 5/18	Duke Energy		\$73.74
5/11/2018	356,612	PMTRX00011480	Accounts Payable	52800530202 5/18	Duke Energy		\$87.06
5/11/2018	356,613	PMTRX00011480	Accounts Payable	71100846203 5/18	Duke Energy		\$29.72
5/11/2018	356,624	PMTRX00011480	Accounts Payable	18-0568	Greater Comfort Heating & Air		\$600.00
5/11/2018	356,626	PMTRX00011480	Accounts Payable	10956900	Hach Company		\$91.39
5/11/2018	356,684	PMTRX00011481	Accounts Payable	540340	Wildman Corporate Apparel		\$18.80
5/11/2018	356,688	RECVG00002356	Accounts Payable	RCT0000010398	Viking Supply, Inc		\$1,448.75
5/11/2018	357,009	PMTRX00011488	Accounts Payable	1.37529E+11	Office Depot, Inc.		\$61.78
5/11/2018	357,222	PMTRX00011492	Accounts Payable	4005860702	Cintas #315		\$476.49
5/11/2018	357,376	PMTRX00011499	Accounts Payable	245191	Crescent Springs Hardware		\$34.98
5/12/2018	357,344	PMTRX00011498	Accounts Payable	27524	Waste Resource Management Inc.		\$1,072.00
5/13/2018	356,667	PMTRX00011481	Accounts Payable	2083710000007 5/18	Sanitation District No. 1		\$31.75
5/13/2018	356,668	PMTRX00011481	Accounts Payable	34640	Shannon Chemical Corporation		\$13,400.32
5/14/2018	356,171	PMCHK00007055	Accounts Payable	94341	Absolute Standards Inc.	\$415.00	
5/14/2018	356,172	PMCHK00007055	Accounts Payable	94342	ACE Exterminating Co. / Dawn	\$147.00	
5/14/2018	356,173	PMCHK00007055	Accounts Payable	94343	Ace-Tex Enterprises, Inc.	\$394.45	
5/14/2018	356,174	PMCHK00007055	Accounts Payable	94344	Arts Rental Equipment & Supply	\$2,777.00	
5/14/2018	356,175	PMCHK00007055	Accounts Payable	94345	Badger Meter, Inc	\$63.00	
5/14/2018	356,176	PMCHK00007055	Accounts Payable	94346	BestOne, Tire & Service of Mid America, Inc.	\$389.44	
5/14/2018	356,177	PMCHK00007055	Accounts Payable	94347	Best Way Disposal	\$684.55	
5/14/2018	356,178	PMCHK00007055	Accounts Payable	94348	Blue Chip Express & Courier Service	\$220.00	
5/14/2018	356,179	PMCHK00007055	Accounts Payable	94349	Boone-Kenton Lumber Supply Co.	\$1,555.72	
5/14/2018	356,180	PMCHK00007055	Accounts Payable	94350	Bray Trucking Inc.	\$2,759.18	
5/14/2018	356,181	PMCHK00007055	Accounts Payable	94351	Bray Truck & Parts	\$2,042.64	
5/14/2018	356,182	PMCHK00007055	Accounts Payable	94352	Carlisle, Tom	\$142.60	
5/14/2018	356,183	PMCHK00007055	Accounts Payable	94353	CBT Company	\$1,242.00	
5/14/2018	356,184	PMCHK00007055	Accounts Payable	94354	Chemrite, Inc.	\$14,881.05	
5/14/2018	356,185	PMCHK00007055	Accounts Payable	94355	Cincinnati Bell	\$10,373.16	
5/14/2018	356,186	PMCHK00007055	Accounts Payable	94356	Cincinnati Bell	\$647.78	
5/14/2018	356,187	PMCHK00007055	Accounts Payable	94357	Cintas #315	\$2,003.63	
5/14/2018	356,188	PMCHK00007055	Accounts Payable	94358	Consolidated Pipe & Supply Co Inc.	\$418.75	
5/14/2018	356,189	PMCHK00007055	Accounts Payable	94359	Core & Main	\$996.25	
5/14/2018	356,190	PMCHK00007055	Accounts Payable	94360	Crescent Springs Hardware	\$110.64	
5/14/2018	356,191	PMCHK00007055	Accounts Payable	94361	CSX Transportation Inc.	\$507.96	
5/14/2018	356,192	PMCHK00007055	Accounts Payable	94362	Duke Energy	\$48,850.50	
5/14/2018	356,193	PMCHK00007055	Accounts Payable	94363	Dupont Inc	\$225.00	
5/14/2018	356,194	PMCHK00007055	Accounts Payable	94364	Enquirer Media	\$1,567.45	
5/14/2018	356,195	PMCHK00007055	Accounts Payable	94365	Environmental Resource Assoc	\$133.83	
5/14/2018	356,196	PMCHK00007055	Accounts Payable	94366	Environmental Laboratories, Inc.	\$65.00	
5/14/2018	356,197	PMCHK00007055	Accounts Payable	94367	Fedders Feed Co., J. H.	\$3.35	
5/14/2018	356,198	PMCHK00007055	Accounts Payable	94368	Flaig Welding Co Inc	\$360.00	
5/14/2018	356,199	PMCHK00007055	Accounts Payable	94369	Florence Winwater Works	\$1,881.06	
System:	DETAILED TRIAL B 9/24/2018	12:01:21 PM	Page:	168	User Date:	9/24/2018	User ID: skampsen
N Ky Water District							
5/14/2018	356,200	PMCHK00007055	Accounts Payable	94370	Fortiline, Inc.	\$2,158.00	

5/14/2018	356,201	PMCHK00007055	Accounts Payable	94371	Glenwood Elec Inc.	\$1,651.23	
5/14/2018	356,202	PMCHK00007055	Accounts Payable	94372	Grainger	\$385.77	
5/14/2018	356,203	PMCHK00007055	Accounts Payable	94373	Graybar Electric Co Inc	\$357.45	
5/14/2018	356,204	PMCHK00007055	Accounts Payable	94374	Greater Comfort Heating & Air	\$2,290.00	
5/14/2018	356,205	PMCHK00007055	Accounts Payable	94375	Hach Company	\$752.39	
5/14/2018	356,206	PMCHK00007055	Accounts Payable	94376	Hall's Paving & Sealing, Inc.	\$3,732.85	
5/14/2018	356,207	PMCHK00007055	Accounts Payable	94377	Hydraflo, Inc.	\$789.80	
5/14/2018	356,208	PMCHK00007055	Accounts Payable	94378	Hydro Controls, Inc.	\$608.68	
5/14/2018	356,209	PMCHK00007055	Accounts Payable	94379	Ideal Supplies Inc	\$3,048.05	
5/14/2018	356,210	PMCHK00007055	Accounts Payable	94380	Janell Inc.	\$75.89	
5/14/2018	356,211	PMCHK00007055	Accounts Payable	94381	J K Meurer Corp.	\$55,076.25	
5/14/2018	356,212	PMCHK00007055	Accounts Payable	94382	Johnson Electric Supply Co., The	\$200.19	
5/14/2018	356,213	PMCHK00007055	Accounts Payable	94383	Kens Crescent Springs Service	\$375.00	
5/14/2018	356,214	PMCHK00007055	Accounts Payable	94384	KOI Enterprises, Inc	\$105.80	
5/14/2018	356,215	PMCHK00007055	Accounts Payable	94385	Lincoln National Life Insurance Co.	\$841.78	
5/14/2018	356,216	PMCHK00007055	Accounts Payable	94386	Lowe's	\$328.58	
5/14/2018	356,217	PMCHK00007055	Accounts Payable	94387	Lykins Oil Company	\$2,781.65	
5/14/2018	356,218	PMCHK00007055	Accounts Payable	94388	Mailender Inc.	\$151.41	
5/14/2018	356,219	PMCHK00007055	Accounts Payable	94389	Minuteman/Design Press	\$535.00	
5/14/2018	356,220	PMCHK00007055	Accounts Payable	94390	Mobilcomm Inc.	\$963.00	
5/14/2018	356,221	PMCHK00007055	Accounts Payable	94391	Moor, Johnathan	\$257.07	
5/14/2018	356,222	PMCHK00007055	Accounts Payable	94392	Northern KY Baptist Church	\$7,000.00	
5/14/2018	356,223	PMCHK00007055	Accounts Payable	94393	OFFICETEAM, Specialized Admin. Staffing	\$1,414.19	
5/14/2018	356,224	PMCHK00007055	Accounts Payable	94394	Office Depot, Inc.	\$60.29	
5/14/2018	356,225	PMCHK00007055	Accounts Payable	94395	Owen Electric Cooperative Inc	\$15,704.37	
5/14/2018	356,226	PMCHK00007055	Accounts Payable	94396	Paymentus Group, Inc.	\$18,363.87	
5/14/2018	356,227	PMCHK00007055	Accounts Payable	94397	Phenova	\$84.65	
5/14/2018	356,228	PMCHK00007055	Accounts Payable	94398	Pilot Lumber	\$57.38	
5/14/2018	356,229	PMCHK00007055	Accounts Payable	94399	Plant Trolley, Inc., The	\$177.12	
5/14/2018	356,230	PMCHK00007055	Accounts Payable	94400	Pollard Water	\$1,514.75	
5/14/2018	356,231	PMCHK00007055	Accounts Payable	94401	Randy's Rugged Wear	\$769.99	
5/14/2018	356,232	PMCHK00007055	Accounts Payable	94402	RNK Environmental Inc	\$350.00	
5/14/2018	356,233	PMCHK00007055	Accounts Payable	94403	RUMPKE	\$863.90	
5/14/2018	356,234	PMCHK00007055	Accounts Payable	94404	Sanitation District No. 1	\$724.19	
5/14/2018	356,235	PMCHK00007055	Accounts Payable	94405	Silver Grove Motors, Inc.	\$150.00	
5/14/2018	356,236	PMCHK00007055	Accounts Payable	94406	Southern States	\$289.21	
5/14/2018	356,237	PMCHK00007055	Accounts Payable	94407	Staples Advantage	\$181.36	
5/14/2018	356,238	PMCHK00007055	Accounts Payable	94408	Sumerel Tire Co., Inc., Bob	\$661.12	
5/14/2018	356,239	PMCHK00007055	Accounts Payable	94409	Taylor Brothers Excavating	\$130.00	
5/14/2018	356,240	PMCHK00007055	Accounts Payable	94410	Travelers	\$2,725.00	
5/14/2018	356,241	PMCHK00007055	Accounts Payable	94411	Tremco/Weatherproofing	\$3,600.00	
5/14/2018	356,242	PMCHK00007055	Accounts Payable	94412	Univar USA Inc.	\$2,779.25	
5/14/2018	356,243	PMCHK00007055	Accounts Payable	94413	United Window Cleaning Co., Inc.	\$40.00	
5/14/2018	356,244	PMCHK00007055	Accounts Payable	94414	USA Bluebook	\$199.88	
5/14/2018	356,245	PMCHK00007055	Accounts Payable	94415	USALCO	\$4,875.76	
5/14/2018	356,246	PMCHK00007055	Accounts Payable	94416	VAG USA LLC	\$422.64	
5/14/2018	356,247	PMCHK00007055	Accounts Payable	94417	Verizon Wireless	\$150.10	
5/14/2018	356,248	PMCHK00007055	Accounts Payable	94418	Vertical Systems Elevator	\$369.63	
5/14/2018	356,249	PMCHK00007055	Accounts Payable	94419	Viking Supply, Inc	\$345.00	
5/14/2018	356,250	PMCHK00007055	Accounts Payable	94420	Vivial	\$630.80	
5/14/2018	356,251	PMCHK00007055	Accounts Payable	94421	Vogelpohl Fire Equipment, Inc.	\$185.22	
5/14/2018	356,252	PMCHK00007055	Accounts Payable	94422	Wendling Printing Company	\$443.00	
5/14/2018	356,253	PMCHK00007055	Accounts Payable	94423	Wildman Corporate Apparel	\$247.89	
5/14/2018	356,254	PMTRX00011469	Accounts Payable	051818DEFCOMP	Kentucky State Treasurer		\$6,369.27
5/14/2018	356,255	PMCHK00007056	Accounts Payable	94424	Kentucky State Treasurer	\$6,369.27	
5/14/2018	356,302	PMTRX00011470	Accounts Payable	13706013	Dun & Bradstreet Credibility Corp.		\$1,099.00
5/14/2018	356,329	PMTRX00011472	Accounts Payable	927884..	Lowe's		\$22.92
5/14/2018	356,338	PMTRX00011472	Accounts Payable	MATTINGLY 2018	Municipal Attorneys Assoc. of KY		\$100.00
5/14/2018	356,339	PMTRX00011472	Accounts Payable	131	NKCCMA		\$120.00



5/14/2018	356,340	PMTRX00011472	Accounts Payable	50890334	OFFICETEAM, Specialized Admin. Staffing	\$708.23		
5/14/2018	356,355	PMTRX00011473	Accounts Payable	107020067	Sumerel Tire Co., Inc., Bob	\$713.50		
5/14/2018	356,374	RECVG00002354	Accounts Payable	RCT0000010387	Hach Company	\$1,149.71		
5/14/2018	356,378	RECVG00002354	Accounts Payable	RCT0000010391	Ferguson Waterworks	\$316.80		
5/14/2018	356,570	PMTRX00011480	Accounts Payable	35224-0518	ADS Environmental Services	\$700.00		
5/14/2018	356,582	PMTRX00011480	Accounts Payable	4419198 5/18	Cincinnati Bell	\$174.32		
5/14/2018	356,583	PMTRX00011480	Accounts Payable	4419432 5/18	Cincinnati Bell	\$135.39		
5/14/2018	356,584	PMTRX00011480	Accounts Payable	4414090 5/18	Cincinnati Bell	\$407.10		
5/14/2018	356,585	PMTRX00011480	Accounts Payable	4413805 5/18	Cincinnati Bell	\$112.15		
5/14/2018	356,586	PMTRX00011480	Accounts Payable	4413130 5/18	Cincinnati Bell	\$67.69		
5/14/2018	356,587	PMTRX00011480	Accounts Payable	4413118 5/18	Cincinnati Bell	\$65.77		
5/14/2018	356,588	PMTRX00011480	Accounts Payable	4411893 5/18	Cincinnati Bell	\$219.72		
5/14/2018	356,589	PMTRX00011480	Accounts Payable	4411013 5/18	Cincinnati Bell	\$112.15		
5/14/2018	356,590	PMTRX00011480	Accounts Payable	4410896 5/18	Cincinnati Bell	\$61.42		
System:	DETAILED TRIAL B 9/24/2018	12:01:21 PM	Page:	169	User Date:	9/24/2018	User ID:	skampsen
N Ky Water District								
5/14/2018	356,591	PMTRX00011480	Accounts Payable	4410815 5/18	Cincinnati Bell	\$204.06		
5/14/2018	356,592	PMTRX00011480	Accounts Payable	4410675 5/18	Cincinnati Bell	\$176.71		
5/14/2018	356,599	PMTRX00011480	Accounts Payable	11949	Dons Garage Inc	\$1,956.41		
5/14/2018	356,609	PMTRX00011480	Accounts Payable	4403644019 5/18	Duke Energy	\$14.43		
5/14/2018	356,615	PMTRX00011480	Accounts Payable	OHC1683029	Fastenal Company	\$154.29		
5/14/2018	356,639	PMTRX00011481	Accounts Payable	2270115	Ideal Supplies Inc	\$210.25		
5/14/2018	356,645	PMTRX00011481	Accounts Payable	S100186083.001	Johnson Electric Supply Co., The	\$69.04		
5/14/2018	356,676	PMTRX00011481	Accounts Payable	115850401 5/18	Time Warner Cable	\$125.00		
5/14/2018	356,683	PMTRX00011481	Accounts Payable	374225 00	Wilder Winnelson	\$353.33		
5/14/2018	356,694	RECVG00002356	Accounts Payable	RCT0000010404	Crane 1 Services, Inc.	\$1,871.00		
5/14/2018	356,773	PMTRX00011484	Accounts Payable	PSV147097	Buckeye Power Sales Co., Inc	\$2,522.00		
5/14/2018	356,862	PMTRX00011486	Accounts Payable	433492	Ohio Valley Gasket	\$2,112.02		
5/14/2018	356,865	PMTRX00011486	Accounts Payable	9455009900000 5/18	Sanitation District No. 1	\$15.62		
5/14/2018	357,000	RECVG00002358	Accounts Payable	RCT0000010413	BL Anderson Co. Inc.	\$1,966.00		
5/14/2018	357,025	RECVG00002359	Accounts Payable	RCT0000010421	AE Door & Window Sales	\$1,618.00		
5/14/2018	357,377	PMTRX00011499	Accounts Payable	245262	Crescent Springs Hardware	\$29.97		
5/14/2018	357,394	PMTRX00011499	Accounts Payable	911652	Lowe's	\$379.05		
5/15/2018	356,352	PMTRX00011473	Accounts Payable	5/15/2018	Straight Edge Construction LLC	\$3,800.00		
5/15/2018	356,354	PMTRX00011473	Accounts Payable	107020090	Sumerel Tire Co., Inc., Bob	\$75.32		
5/15/2018	356,379	RECVG00002354	Accounts Payable	RCT0000010392	Core & Main	\$433.75		
5/15/2018	356,385	PMTRX00011475	Accounts Payable	45117	Bud's J & M Service	\$1,211.32		
5/15/2018	356,386	PMTRX00011475	Accounts Payable	R.LOVAN 2018	Confluence	\$500.00		
5/15/2018	356,569	PMTRX00011480	Accounts Payable	222733	Abraxis, LLC	\$2,125.00		
5/15/2018	356,576	PMTRX00011480	Accounts Payable	338585-4	Arts Rental Equipment & Supply	\$31.90		
5/15/2018	356,600	PMTRX00011480	Accounts Payable	97600131200 5/18	Duke Energy	\$51.29		
5/15/2018	356,640	PMTRX00011481	Accounts Payable	2270158	Ideal Supplies Inc	\$785.00		
5/15/2018	356,650	PMTRX00011481	Accounts Payable	2505838	Lykins Oil Company	\$1,138.45		
5/15/2018	356,659	PMTRX00011481	Accounts Payable	5121000 5/18	Owen Electric Cooperative Inc	\$37.26		
5/15/2018	356,660	PMTRX00011481	Accounts Payable	5121001 5/18	Owen Electric Cooperative Inc	\$134.91		
5/15/2018	356,791	PMTRX00011484	Accounts Payable	1011911	Mailender Inc.	\$103.71		
5/15/2018	357,281	PMTRX00011495	Accounts Payable	925032	Lowe's	\$10.98		
5/15/2018	357,305	PMTRX00011496	Accounts Payable	1.38343E+11	Office Depot, Inc.	\$59.39		
5/15/2018	357,364	PMTRX00011499	Accounts Payable	302040	George E. Booth, Inc.	\$606.91		
5/15/2018	357,374	PMTRX00011499	Accounts Payable	245300	Crescent Springs Hardware	\$17.99		
5/16/2018	356,353	PMTRX00011473	Accounts Payable	107020104	Sumerel Tire Co., Inc., Bob	\$145.98		
5/16/2018	356,383	PMTRX00011475	Accounts Payable	339536-4	Arts Rental Equipment & Supply	\$31.95		
5/16/2018	356,384	PMTRX00011475	Accounts Payable	TUITION 05/18	Bryant, Chris	\$1,835.00		
5/16/2018	356,391	PMTRX00011475	Accounts Payable	927318..	Lowe's	\$198.55		
5/16/2018	356,395	PMTRX00011475	Accounts Payable	CI-360613	Univar USA Inc.	\$60.00		
5/16/2018	356,452	PMTRX00011476	Accounts Payable	CDL REIMBURSE 0518	Flynn, Michael	\$52.00		
5/16/2018	356,574	PMTRX00011480	Accounts Payable	339448-4	Arts Rental Equipment & Supply	\$84.30		
5/16/2018	356,575	PMTRX00011480	Accounts Payable	339460-4	Arts Rental Equipment & Supply	\$47.50		
5/16/2018	356,580	PMTRX00011480	Accounts Payable	WSC 37697	Buttermilk Enterprises	\$750.00		

5/16/2018	356,593	PMTRX00011480	Accounts Payable	4410813	5/18	Cincinnati Bell	\$69.12	
5/16/2018	356,595	PMTRX00011480	Accounts Payable	245335		Crescent Springs Hardware	\$57.23	
5/16/2018	356,601	PMTRX00011480	Accounts Payable	37103690014	5/18	Duke Energy	\$16.12	
5/16/2018	356,616	PMTRX00011480	Accounts Payable	KYERL239213		Fastenal Company	\$1,365.60	
5/16/2018	356,617	PMTRX00011480	Accounts Payable	6-183-34726		Federal Express	\$53.52	
5/16/2018	356,628	PMTRX00011480	Accounts Payable	350859291		Humana Dental Ins. Co.	\$1,058.40	
5/16/2018	356,641	PMTRX00011481	Accounts Payable	2270204		Ideal Supplies Inc	\$300.00	
5/16/2018	356,642	PMTRX00011481	Accounts Payable	2270201		Ideal Supplies Inc	\$300.00	
5/16/2018	356,663	PMTRX00011481	Accounts Payable	912018		R & M Welding Products Inc	\$395.00	
5/16/2018	356,672	PMTRX00011481	Accounts Payable	WSC 37469		Skyline Development	\$1,100.00	
5/16/2018	356,674	PMTRX00011481	Accounts Payable	18233		Taylor Brothers Excavating	\$30.00	
5/16/2018	356,695	RECVG00002356	Accounts Payable	RCT0000010405		Core & Main	\$7,329.84	
5/16/2018	356,858	PMTRX00011486	Accounts Payable	MAY 2018 STMNT		Heritage Bank	\$845.50	
5/16/2018	357,016	PMTRX00011488	Accounts Payable	107020111		Sumerel Tire Co., Inc., Bob	\$216.97	
5/16/2018	357,017	PMTRX00011488	Accounts Payable	69799		Tri-State Plastics, Inc.	\$132.00	
5/16/2018	357,023	RECVG00002359	Accounts Payable	RCT0000010419		AE Door & Window Sales	\$1,653.00	
5/16/2018	357,024	RECVG00002359	Accounts Payable	RCT0000010420		AE Door & Window Sales	\$1,627.00	
5/16/2018	357,220	PMTRX00011492	Accounts Payable	4005969838		Cintas #315	\$249.45	
5/16/2018	357,221	PMTRX00011492	Accounts Payable	4005971287		Cintas #315	\$611.14	
5/16/2018	357,248	PMTRX00011493	Accounts Payable	6997878		Fisher Scientific	\$1,686.28	
5/16/2018	357,304	PMTRX00011496	Accounts Payable	1.39456E+11		Office Depot, Inc.	\$85.48	
5/16/2018	357,309	PMTRX00011496	Accounts Payable	INV4375081		Orr Safety Corporation	\$356.73	
5/17/2018	356,388	PMTRX00011475	Accounts Payable	384543-001		Kaman Fluid Power	\$1,025.97	
5/17/2018	356,389	PMTRX00011475	Accounts Payable	REFUND CREDIT 05/18		King, Robert	\$108.44	
5/17/2018	356,390	PMTRX00011475	Accounts Payable	927619		Lowe's	\$5.69	
5/17/2018	356,392	PMTRX00011475	Accounts Payable	903536		Lowe's	\$55.09	
5/17/2018	356,596	PMTRX00011480	Accounts Payable	245353		Crescent Springs Hardware	\$5.00	
5/17/2018	356,602	PMTRX00011480	Accounts Payable	30800678010	5/18	Duke Energy	\$19,633.78	
5/17/2018	356,603	PMTRX00011480	Accounts Payable	13300564210	5/18	Duke Energy	\$121.03	
5/17/2018	356,604	PMTRX00011480	Accounts Payable	76203669018	5/18	Duke Energy	\$246.34	
5/17/2018	356,605	PMTRX00011480	Accounts Payable	55002055014	5/18	Duke Energy	\$1,074.05	
System:	DETAILED TRIAL B 9/24/2018	12:01:21 PM	Page:	170	User Date:	9/24/2018	User ID:	skampsen
N Ky Water District								
5/17/2018	356,606	PMTRX00011480	Accounts Payable	98003659011	5/18	Duke Energy	\$59.08	
5/17/2018	356,625	PMTRX00011480	Accounts Payable	10964264		Hach Company	\$70.19	
5/17/2018	356,631	PMTRX00011481	Accounts Payable	2270230		Ideal Supplies Inc	\$180.00	
5/17/2018	356,632	PMTRX00011481	Accounts Payable	2270232		Ideal Supplies Inc	\$420.00	
5/17/2018	356,633	PMTRX00011481	Accounts Payable	2270233		Ideal Supplies Inc	\$180.00	
5/17/2018	356,673	PMTRX00011481	Accounts Payable	A944315		Southeastern Equipment Co Inc	\$93.06	
5/17/2018	356,689	RECVG00002356	Accounts Payable	RCT0000010399		Viking Supply, Inc	\$3,668.00	
5/17/2018	356,796	PMTRX00011484	Accounts Payable	A944315		Southern States	\$93.06	
5/17/2018	356,847	PMTRX00011486	Accounts Payable	9800343205	5/18	Duke Energy	\$1,182.94	
5/17/2018	356,848	PMTRX00011486	Accounts Payable	74300342209	5/18	Duke Energy	\$615.51	
5/17/2018	356,857	PMTRX00011486	Accounts Payable	9304103252		Graybar Electric Co Inc	\$41.00	
5/17/2018	356,999	RECVG00002358	Accounts Payable	RCT0000010412		IDEXX Distribution, Inc.	\$3,613.73	
5/17/2018	357,002	RECVG00002358	Accounts Payable	RCT0000010415		Thermo Electron NA LLC	\$7,078.67	
5/17/2018	357,006	PMTRX00011488	Accounts Payable	7094915		Fisher Scientific	\$592.69	
5/17/2018	357,022	RECVG00002359	Accounts Payable	RCT0000010418		AE Door & Window Sales	\$812.00	
5/17/2018	357,275	PMTRX00011495	Accounts Payable	14300		Klingenberg's - Covington	\$39.92	
5/17/2018	357,303	PMTRX00011496	Accounts Payable	1.39458E+11		Office Depot, Inc.	\$35.10	
5/18/2018	356,577	PMTRX00011480	Accounts Payable	882		Battery Neighbor LLC	\$345.60	
5/18/2018	356,607	PMTRX00011480	Accounts Payable	92203548011	5/18	Duke Energy	\$68.64	
5/18/2018	356,608	PMTRX00011480	Accounts Payable	16503714012	5/18	Duke Energy	\$13.36	
5/18/2018	356,619	PMTRX00011480	Accounts Payable	7252214		Fisher Scientific	\$3,001.09	
5/18/2018	356,629	PMTRX00011481	Accounts Payable	2270263		Ideal Supplies Inc	\$570.00	
5/18/2018	356,630	PMTRX00011481	Accounts Payable	2270271		Ideal Supplies Inc	\$277.00	
5/18/2018	356,634	PMTRX00011481	Accounts Payable	2270287		Ideal Supplies Inc	\$240.00	
5/18/2018	356,635	PMTRX00011481	Accounts Payable	2270285		Ideal Supplies Inc	\$660.00	
5/18/2018	356,636	PMTRX00011481	Accounts Payable	2270284		Ideal Supplies Inc	\$120.00	

5/18/2018	356,637	PMTRX00011481	Accounts Payable	2270283	Ideal Supplies Inc		\$180.00
5/18/2018	356,638	PMTRX00011481	Accounts Payable	2270282	Ideal Supplies Inc		\$630.00
5/18/2018	356,647	PMTRX00011481	Accounts Payable	NKWSDBL1570164 06/18	Lincoln National Life Insurance Co.		\$879.38
5/18/2018	356,658	PMTRX00011481	Accounts Payable	INV4377020	Orr Safety Corporation		\$192.25
5/18/2018	356,679	PMTRX00011481	Accounts Payable	1307286	USALCO		\$5,904.72
5/18/2018	356,696	RECVG00002356	Accounts Payable	RCT0000010406	Core & Main		\$11,934.62
5/18/2018	356,768	PMTRX00011484	Accounts Payable	665997	A & S Electric Supply, Inc.		\$36.24
5/18/2018	356,797	PMTRX00011484	Accounts Payable	CI-790111	Univar USA Inc.		\$2,288.00
5/18/2018	356,812	PMTRX00011485	Accounts Payable	413806	Hall's Paving & Sealing, Inc.		\$3,809.60
5/18/2018	356,842	PMTRX00011486	Accounts Payable	12032	Dons Garage Inc		\$1,068.21
5/18/2018	356,846	PMTRX00011486	Accounts Payable	21100162200 5/18	Duke Energy		\$21.65
5/18/2018	357,015	PMTRX00011488	Accounts Payable	107020158	Sumerel Tire Co., Inc., Bob		\$53.97
5/18/2018	357,021	RECVG00002359	Accounts Payable	RCT0000010417	AE Door & Window Sales		\$1,618.00
5/18/2018	357,223	PMTRX00011492	Accounts Payable	4006023189	Cintas #315		\$402.97
5/18/2018	357,257	PMTRX00011494	Accounts Payable	18-0996	Greater Comfort Heating & Air		\$525.00
5/18/2018	357,294	PMTRX00011496	Accounts Payable	22956	Mark's Garage		\$135.03
5/18/2018	357,327	PMTRX00011497	Accounts Payable	879721	Stoll Keenon Ogden PLLC		\$331.50
5/19/2018	356,832	PMTRX00011486	Accounts Payable	3513035 5/18	Cincinnati Bell		\$168.21
5/19/2018	356,833	PMTRX00011486	Accounts Payable	2830886 5/18	Cincinnati Bell		\$67.69
5/19/2018	356,835	PMTRX00011486	Accounts Payable	5789898 5/18	Cincinnati Bell		\$35.50
5/19/2018	356,836	PMTRX00011486	Accounts Payable	5788795 5/18	Cincinnati Bell		\$136.07
5/19/2018	357,004	PMTRX00011488	Accounts Payable	P461378378-18139	Cincinnati Bell		\$648.02
5/19/2018	357,342	PMTRX00011498	Accounts Payable	27528	Waste Resource Management Inc.		\$374.72
5/20/2018	356,838	PMTRX00011486	Accounts Payable	896115 5/18	Cincinnati Bell		\$65.12
5/21/2018	356,397	PMCHK00007059	Accounts Payable	94425	Accelerated Technology Lab Inc	\$13,219.35	
5/21/2018	356,398	PMCHK00007059	Accounts Payable	94426	Arts Rental Equipment & Supply	\$31.95	
5/21/2018	356,399	PMCHK00007059	Accounts Payable	94427	AWWA Research Foundation	\$25,908.53	
5/21/2018	356,400	PMCHK00007059	Accounts Payable	94428	BissNuss Inc	\$172.00	
5/21/2018	356,401	PMCHK00007059	Accounts Payable	94429	Bray Truck & Parts	\$453.30	
5/21/2018	356,402	PMCHK00007059	Accounts Payable	94430	Brighton Truck Service	\$1,223.82	
5/21/2018	356,403	PMCHK00007059	Accounts Payable	94431	Bryant, Chris	\$1,835.00	
5/21/2018	356,404	PMCHK00007059	Accounts Payable	94432	Bud's J & M Service	\$1,211.32	
5/21/2018	356,405	PMCHK00007059	Accounts Payable	94433	CDW Government Inc.	\$1,752.90	
5/21/2018	356,406	PMCHK00007059	Accounts Payable	94434	Cincinnati Bell	\$1,159.24	
5/21/2018	356,407	PMCHK00007059	Accounts Payable	94435	Confluence	\$500.00	
5/21/2018	356,408	PMCHK00007059	Accounts Payable	94436	Core & Main	\$957.31	
5/21/2018	356,409	PMCHK00007059	Accounts Payable	94437	Crescent Springs Hardware	\$5.50	
5/21/2018	356,410	PMCHK00007059	Accounts Payable	94438	Duke Energy	\$83,434.17	
5/21/2018	356,411	PMCHK00007059	Accounts Payable	94439	Dun & Bradstreet Credibility Corp.	\$1,099.00	
5/21/2018	356,412	PMCHK00007059	Accounts Payable	94440	EST Analytical	\$1,130.00	
5/21/2018	356,413	PMCHK00007059	Accounts Payable	94441	Federal Express	\$81.68	
5/21/2018	356,414	PMCHK00007059	Accounts Payable	94442	Ferguson Waterworks	\$316.80	
5/21/2018	356,415	PMCHK00007059	Accounts Payable	94443	Flashlight Outlet	\$524.94	
5/21/2018	356,416	PMCHK00007059	Accounts Payable	94444	Florence Winwater Works	\$3,744.00	
5/21/2018	356,417	PMCHK00007059	Accounts Payable	94445	Graybar Electric Co Inc	\$964.50	
5/21/2018	356,418	PMCHK00007059	Accounts Payable	94446	Hach Company	\$1,677.64	
5/21/2018	356,419	PMCHK00007059	Accounts Payable	94447	Human Resource Profile Inc	\$50.00	
5/21/2018	356,420	PMCHK00007059	Accounts Payable	94448	Ideal Supplies Inc	\$3,223.75	
System:	DETAILED TRIAL B 9/24/2018	12:01:21 PM	Page:	171	User Date:	9/24/2018	User ID: skampsen
N Ky Water District							
5/21/2018	356,421	PMCHK00007059	Accounts Payable	94449	Kaman Fluid Power	\$1,025.97	
5/21/2018	356,422	PMCHK00007059	Accounts Payable	94450	Kemira Water Solutions, Inc.	\$5,239.85	
5/21/2018	356,423	PMCHK00007059	Accounts Payable	94451	King, Robert	\$108.44	
5/21/2018	356,424	PMCHK00007059	Accounts Payable	94452	Lincoln National Life Insurance Co.	\$5,632.14	
5/21/2018	356,425	PMCHK00007059	Accounts Payable	94453	Lowe's	\$363.42	
5/21/2018	356,426	PMCHK00007059	Accounts Payable	94454	Lucity, Inc	\$4,936.60	
5/21/2018	356,427	PMCHK00007059	Accounts Payable	94455	Microsoft	\$204.40	
5/21/2018	356,428	PMCHK00007059	Accounts Payable	94456	Minuteman/Design Press	\$378.00	
5/21/2018	356,429	PMCHK00007059	Accounts Payable	94457	Mine Safety Appliances Co. LLC	\$479.72	

5/21/2018	356,430	PMCHK00007059	Accounts Payable	94458	Municipal Attorneys Assoc. of KY	\$100.00	
5/21/2018	356,431	PMCHK00007059	Accounts Payable	94459	NKCCMA	\$120.00	
5/21/2018	356,432	PMCHK00007059	Accounts Payable	94460	OFFICETEAM, Specialized Admin. Staffing	\$708.23	
5/21/2018	356,433	PMCHK00007059	Accounts Payable	94461	Office Depot, Inc.	\$330.00	
5/21/2018	356,434	PMCHK00007059	Accounts Payable	94462	Prudential Financial	\$3,146.18	
5/21/2018	356,435	PMCHK00007059	Accounts Payable	94463	Randy's Rugged Wear	\$2,783.51	
5/21/2018	356,436	PMCHK00007059	Accounts Payable	94464	Sanitation District No. 1	\$4,385.36	
5/21/2018	356,437	PMCHK00007059	Accounts Payable	94465	Jeff Schuchter	\$61.04	
5/21/2018	356,438	PMCHK00007059	Accounts Payable	94466	St. Elizabeth Business Health	\$1,107.00	
5/21/2018	356,439	PMCHK00007059	Accounts Payable	94467	Straight Edge Construction LLC	\$3,800.00	
5/21/2018	356,440	PMCHK00007059	Accounts Payable	94468	Sumerel Tire Co., Inc., Bob	\$1,287.68	
5/21/2018	356,441	PMCHK00007059	Accounts Payable	94469	Supply Post Business Products	\$38.97	
5/21/2018	356,442	PMCHK00007059	Accounts Payable	94470	Temco Inc.	\$620.27	
5/21/2018	356,443	PMCHK00007059	Accounts Payable	94471	Test Gauge & Backflow Supply	\$2,652.00	
5/21/2018	356,444	PMCHK00007059	Accounts Payable	94472	Univar USA Inc.	\$2,862.95	
5/21/2018	356,445	PMCHK00007059	Accounts Payable	94473	United Healthcare Insurance	\$270,874.67	
5/21/2018	356,446	PMCHK00007059	Accounts Payable	94474	US Bank Equipment Finance	\$1,708.56	
5/21/2018	356,447	PMCHK00007059	Accounts Payable	94475	Valor LLC	\$72.01	
5/21/2018	356,448	PMCHK00007059	Accounts Payable	94476	Verizon Wireless	\$8,218.67	
5/21/2018	356,449	PMCHK00007059	Accounts Payable	94477	Viking Supply, Inc	\$1,700.00	
5/21/2018	356,450	PMCHK00007059	Accounts Payable	94478	Wildman Corporate Apparel	\$96.40	
5/21/2018	356,451	PMTRX00011476	Accounts Payable	052518DEFCOMP	Kentucky State Treasurer		\$6,289.27
5/21/2018	356,453	PMCHK00007060	Accounts Payable	94479	Kentucky State Treasurer	\$6,289.27	
5/21/2018	356,454	PMCHK00007060	Accounts Payable	94480	Flynn, Michael	\$52.00	
5/21/2018	356,573	PMTRX00011480	Accounts Payable	340995-4	Arts Rental Equipment & Supply		\$33.90
5/21/2018	356,579	PMTRX00011480	Accounts Payable	97589	Bullitt Co. Belting & Supply		\$1,180.90
5/21/2018	356,598	PMTRX00011480	Accounts Payable	1264	Dixon & Associates Inc., G.		\$14,800.00
5/21/2018	356,620	PMTRX00011480	Accounts Payable	7591117	Fisher Scientific		\$311.49
5/21/2018	356,649	PMTRX00011481	Accounts Payable	2509659	Lykins Oil Company		\$1,256.57
5/21/2018	356,653	PMTRX00011481	Accounts Payable	50938216	OFFICETEAM, Specialized Admin. Staffing		\$798.00
5/21/2018	356,664	PMTRX00011481	Accounts Payable	912332	R & M Welding Products Inc		\$253.58
5/21/2018	356,665	PMTRX00011481	Accounts Payable	912331	R & M Welding Products Inc		\$56.90
5/21/2018	356,666	PMTRX00011481	Accounts Payable	912330	R & M Welding Products Inc		\$41.28
5/21/2018	356,670	PMTRX00011481	Accounts Payable	TRAINING 05/08/18	Simpson, Lori		\$6.63
5/21/2018	356,682	PMTRX00011481	Accounts Payable	REFUND CREDIT 05/18	White, Kevin		\$480.96
5/21/2018	356,686	PMTRX00011481	Accounts Payable	542523	Wildman Corporate Apparel		\$75.92
5/21/2018	356,840	PMTRX00011486	Accounts Payable	A250304	Cottingham True Value		\$68.93
5/21/2018	356,844	PMTRX00011486	Accounts Payable	12049	Dons Garage Inc		\$976.40
5/21/2018	356,997	RECVG00002358	Accounts Payable	RCT0000010410	Fortiline, Inc.		\$152.00
5/21/2018	357,007	PMTRX00011488	Accounts Payable	7591180	Fisher Scientific	\$565.88	
5/21/2018	357,026	RECVG00002359	Accounts Payable	RCT0000010422	AE Door & Window Sales		\$1,618.00
5/21/2018	357,205	PMTRX00011492	Accounts Payable	50355	Bray Truck & Parts		\$1,053.64
5/21/2018	357,263	PMTRX00011494	Accounts Payable	2270328	Ideal Supplies Inc		\$180.00
5/21/2018	357,270	PMTRX00011494	Accounts Payable	2270329	Ideal Supplies Inc		\$180.00
5/21/2018	357,306	PMTRX00011496	Accounts Payable	1.41221E+11	Office Depot, Inc.		\$118.78
5/21/2018	357,371	PMTRX00011499	Accounts Payable	97605	Bullitt Co. Belting & Supply		\$326.74
5/21/2018	357,372	PMTRX00011499	Accounts Payable	1594	Butler Lawn Care & Landscaping		\$2,275.00
5/21/2018	357,373	PMTRX00011499	Accounts Payable	1604	Butler Lawn Care & Landscaping		\$2,745.00
5/22/2018	356,572	PMTRX00011480	Accounts Payable	342039-4	Arts Rental Equipment & Supply		\$53.41
5/22/2018	356,614	PMTRX00011480	Accounts Payable	20265184	Environmental Laboratories, Inc.		\$50.00
5/22/2018	356,618	PMTRX00011480	Accounts Payable	7862163	Fisher Scientific		\$344.45
5/22/2018	356,643	PMTRX00011481	Accounts Payable	3031602187	IDEXX Distribution, Inc.		\$889.82
5/22/2018	356,644	PMTRX00011481	Accounts Payable	3031602181	IDEXX Distribution, Inc.		\$45.77
5/22/2018	356,646	PMTRX00011481	Accounts Payable	767-019443	KOI Enterprises, Inc		\$256.08
5/22/2018	356,669	PMTRX00011481	Accounts Payable	733824	Silco Fire Protection Co		\$395.00
5/22/2018	356,671	PMTRX00011481	Accounts Payable	CDL 05/18	Simon, Chad		\$52.00
5/22/2018	356,677	PMTRX00011481	Accounts Payable	CI-790450	Univar USA Inc.		\$2,784.19
5/22/2018	356,685	PMTRX00011481	Accounts Payable	543058	Wildman Corporate Apparel		\$237.47
5/22/2018	356,784	PMTRX00011484	Accounts Payable	602998531	Hillyard Kentucky		\$527.51

5/22/2018	356,831	PMTRX00011486	Accounts Payable	702203	CE Power Solutions, LLC	\$1,000.00
5/22/2018	356,834	PMTRX00011486	Accounts Payable	5810345 5/18	Cincinnati Bell	\$66.43
5/22/2018	356,837	PMTRX00011486	Accounts Payable	2920102 5/18	Cincinnati Bell	\$54.48
5/22/2018	356,843	PMTRX00011486	Accounts Payable	12064	Dons Garage Inc	\$805.74
5/22/2018	356,852	PMTRX00011486	Accounts Payable	55600815015 5/18	Duke Energy	\$23,449.68
5/22/2018	356,856	PMTRX00011486	Accounts Payable	9795768671	Grainger	\$54.80
System:	DETAILED TRIAL B 9/24/2018	12:01:21 PM	Page:	172	User Date:	9/24/2018
N Ky Water District					User ID:	skampsen
5/22/2018	356,860	PMTRX00011486	Accounts Payable	9017590799	Kemira Water Solutions, Inc.	\$5,317.77
5/22/2018	356,863	PMTRX00011486	Accounts Payable	5121004 5/18	Owen Electric Cooperative Inc	\$32.69
5/22/2018	356,996	RECVG00002358	Accounts Payable	RCT0000010409	Florence Winwater Works	\$185.34
5/22/2018	357,231	PMTRX00011493	Accounts Payable	90245	Document Destruction	\$75.00
5/22/2018	357,260	PMTRX00011494	Accounts Payable	2270367	Ideal Supplies Inc	\$240.00
5/22/2018	357,261	PMTRX00011494	Accounts Payable	2270368	Ideal Supplies Inc	\$227.00
5/22/2018	357,262	PMTRX00011494	Accounts Payable	2270370	Ideal Supplies Inc	\$797.50
5/22/2018	357,271	PMTRX00011494	Accounts Payable	2270365	Ideal Supplies Inc	\$510.75
5/22/2018	357,347	PMTRX00011498	Accounts Payable	371294	Wylter, Jeff	\$54.51
5/22/2018	357,352	RECVG00002361	Accounts Payable	RCT0000010429	Florence Winwater Works	\$903.00
5/23/2018	356,578	PMTRX00011480	Accounts Payable	TUITION 05/18	Behrens, Nick	\$1,501.42
5/23/2018	356,581	PMTRX00011480	Accounts Payable	REFUND CREDIT 05/18	Chu, Johnny	\$728.13
5/23/2018	356,597	PMTRX00011480	Accounts Payable	REFUND CREDIT 05/18	Deangelis, Jamie	\$725.01
5/23/2018	356,623	PMTRX00011480	Accounts Payable	062516*3354	Gannett Fleming Companies, Inc.	\$2,152.50
5/23/2018	356,652	PMTRX00011481	Accounts Payable	384425	Minuteman/Design Press	\$670.00
5/23/2018	356,781	PMTRX00011484	Accounts Payable	16537	Greko Supply Company	\$448.00
5/23/2018	356,800	PMTRX00011484	Accounts Payable	CI-790511	Univar USA Inc.	\$2,608.20
5/23/2018	356,839	PMTRX00011486	Accounts Payable	57592	Concrete Coring Inc	\$250.00
5/23/2018	356,849	PMTRX00011486	Accounts Payable	28203690012 5/18	Duke Energy	\$20.73
5/23/2018	356,850	PMTRX00011486	Accounts Payable	30903811010 5/18	Duke Energy	\$431.67
5/23/2018	356,853	PMTRX00011486	Accounts Payable	KYERL239537	Fastenal Company	\$600.39
5/23/2018	356,854	PMTRX00011486	Accounts Payable	6-190-99260	Federal Express	\$53.52
5/23/2018	356,855	PMTRX00011486	Accounts Payable	9797257210	Grainger	\$335.00
5/23/2018	357,003	PMTRX00011488	Accounts Payable	P-7803	BL Anderson Co. Inc.	\$723.63
5/23/2018	357,005	PMTRX00011488	Accounts Payable	6-190-75187	Federal Express	\$8.03
5/23/2018	357,226	PMTRX00011492	Accounts Payable	20038062	CPI International	\$153.00
5/23/2018	357,236	PMTRX00011493	Accounts Payable	12084	Dons Garage Inc	\$93.50
5/23/2018	357,242	PMTRX00011493	Accounts Payable	80000694200 5/18	Duke Energy	\$421.17
5/23/2018	357,243	PMTRX00011493	Accounts Payable	83811	Employers Resource Association	\$350.00
5/23/2018	357,246	PMTRX00011493	Accounts Payable	KYERL239538	Fastenal Company	\$116.33
5/23/2018	357,268	PMTRX00011494	Accounts Payable	2270406	Ideal Supplies Inc	\$113.50
5/23/2018	357,269	PMTRX00011494	Accounts Payable	2270411	Ideal Supplies Inc	\$120.00
5/23/2018	357,302	PMTRX00011496	Accounts Payable	1.42349E+11	Office Depot, Inc.	\$31.81
5/23/2018	357,341	PMTRX00011498	Accounts Payable	179042	Viking Supply, Inc	\$404.00
5/23/2018	357,363	RECVG00002362	Accounts Payable	RCT0000010440	Fortiline, Inc.	\$285.00
5/23/2018	357,397	PMTRX00011499	Accounts Payable	9807766234	Verizon Wireless	\$150.10
5/24/2018	356,769	PMTRX00011484	Accounts Payable	666234	A & S Electric Supply, Inc.	\$163.80
5/24/2018	356,798	PMTRX00011484	Accounts Payable	CI-790688	Univar USA Inc.	\$566.40
5/24/2018	356,799	PMTRX00011484	Accounts Payable	CI-790737	Univar USA Inc.	\$6,589.78
5/24/2018	356,814	PMTRX00011485	Accounts Payable	941284	Lowe's	\$113.85
5/24/2018	356,851	PMTRX00011486	Accounts Payable	81903790016 5/18	Duke Energy	\$16.54
5/24/2018	356,866	PMTRX00011486	Accounts Payable	107020281	Sumerel Tire Co., Inc., Bob	\$69.99
5/24/2018	356,867	PMTRX00011486	Accounts Payable	CI-790813	Univar USA Inc.	\$2,288.00
5/24/2018	357,201	PMTRX00011492	Accounts Payable	AR00204506	Badger Daylighting Corp.	\$1,630.00
5/24/2018	357,255	PMTRX00011494	Accounts Payable	9798427713	Grainger	\$143.28
5/24/2018	357,256	PMTRX00011494	Accounts Payable	9798498029	Grainger	\$94.32
5/24/2018	357,265	PMTRX00011494	Accounts Payable	2270459	Ideal Supplies Inc	\$120.00
5/24/2018	357,266	PMTRX00011494	Accounts Payable	2270440	Ideal Supplies Inc	\$580.00
5/24/2018	357,267	PMTRX00011494	Accounts Payable	2270454	Ideal Supplies Inc	\$227.00
5/24/2018	357,282	PMTRX00011495	Accounts Payable	925415	Lowe's	\$39.44
5/24/2018	357,283	PMTRX00011495	Accounts Payable	927019	Lowe's	\$91.67

5/24/2018	357,286	PMTRX00011495	Accounts Payable	927943	Lowe's	\$69.17
5/24/2018	357,288	PMTRX00011495	Accounts Payable	2512767	Lykins Oil Company	\$6,116.01
5/24/2018	357,379	PMTRX00011499	Accounts Payable	NKWD052418	DreamWorld Printing	\$293.00
5/25/2018	356,662	PMTRX00011481	Accounts Payable	351290	Richie Trucking	\$1,625.00
5/25/2018	356,697	PMTRX00011482	Accounts Payable	CDL 05/18	Clark, Jacob	\$26.00
5/25/2018	356,767	PMTRX00011484	Accounts Payable	REFUND CREDIT 05/18	Anderson, James	\$74.82
5/25/2018	356,770	PMTRX00011484	Accounts Payable	REFUND CREDIT 05/18	Bay, Tabbatha	\$2.06
5/25/2018	356,771	PMTRX00011484	Accounts Payable	REFUND CREDIT 05/18	Beck, Eric	\$127.35
5/25/2018	356,772	PMTRX00011484	Accounts Payable	REFUND CREDIT 05/18	Birindelli, Jay	\$11.76
5/25/2018	356,774	PMTRX00011484	Accounts Payable	REFUND CREDIT 05/18	Burnett, Tom	\$90.42
5/25/2018	356,775	PMTRX00011484	Accounts Payable	REFUND CREDIT 05/18	Cloud, B	\$92.50
5/25/2018	356,776	PMTRX00011484	Accounts Payable	REFUND CREDIT 05/18	Cotton, Zach	\$78.47
5/25/2018	356,777	PMTRX00011484	Accounts Payable	REFUND CREDIT 05/18	Cross, Sarah	\$87.49
5/25/2018	356,778	PMTRX00011484	Accounts Payable	REFUND CREDIT 05/18	Dockery, Shannon	\$51.09
5/25/2018	356,779	PMTRX00011484	Accounts Payable	REFUND CREDIT 05/18	Edmonson, Carl	\$23.04
5/25/2018	356,780	PMTRX00011484	Accounts Payable	REFUND CREDIT 05/18	Fogelman, Paula	\$57.29
5/25/2018	356,782	PMTRX00011484	Accounts Payable	REFUND CREDIT 05/18	Gossett, Tiffany	\$6.73
5/25/2018	356,783	PMTRX00011484	Accounts Payable	REFUND CREDIT 05/18	Hermann, Daniel	\$13.41
5/25/2018	356,785	PMTRX00011484	Accounts Payable	REFUND CREDIT 05/18	Hill, Dallas	\$48.18
5/25/2018	356,786	PMTRX00011484	Accounts Payable	TUITION 05/18	Hodges, Nathan	\$2,767.90
5/25/2018	356,788	PMTRX00011484	Accounts Payable	REFUND CREDIT 05/18	Johnson, Betty	\$47.06
5/25/2018	356,789	PMTRX00011484	Accounts Payable	REFUND CREDIT 05/18	Klein, Ben	\$64.61
5/25/2018	356,790	PMTRX00011484	Accounts Payable	REFUND CREDIT 05/18	Ly Lo	\$7.07
System:	DETAILED TRIAL B 9/24/2018	12:01:21 PM	Page:	173	User Date:	9/24/2018
					User ID:	skampsen
N Ky Water District						
5/25/2018	356,792	PMTRX00011484	Accounts Payable	REFUND CREDIT 05/18	Mitchusson, Tim	\$104.04
5/25/2018	356,793	PMTRX00011484	Accounts Payable	REFUND CREDIT 05/18	Neimeister, Tara	\$16.19
5/25/2018	356,794	PMTRX00011484	Accounts Payable	REFUND CREDIT 04/18	Piercefield, Ramona	\$89.66
5/25/2018	356,795	PMTRX00011484	Accounts Payable	REFUND CREDIT 05/18	Poole, Denzel	\$50.33
5/25/2018	356,801	PMTRX00011484	Accounts Payable	REFUND CREDIT 05/18	Wilimink, Krista	\$57.70
5/25/2018	356,813	PMTRX00011485	Accounts Payable	MILEAGE 05/18	Kampsen, Stacey	\$113.36
5/25/2018	356,826	PMTRX00011486	Accounts Payable	105916	Bray Trucking Inc.	\$404.34
5/25/2018	356,827	PMTRX00011486	Accounts Payable	105918	Bray Trucking Inc.	\$457.26
5/25/2018	356,828	PMTRX00011486	Accounts Payable	105917	Bray Trucking Inc.	\$401.25
5/25/2018	356,829	PMTRX00011486	Accounts Payable	105920	Bray Trucking Inc.	\$963.50
5/25/2018	356,830	PMTRX00011486	Accounts Payable	105919	Bray Trucking Inc.	\$1,068.14
5/25/2018	356,845	PMTRX00011486	Accounts Payable	51502144018 5/18	Duke Energy	\$51.43
5/25/2018	357,208	PMTRX00011492	Accounts Payable	7810420 5/18	Cincinnati Bell	\$68.04
5/25/2018	357,209	PMTRX00011492	Accounts Payable	7811203 5/18	Cincinnati Bell	\$189.13
5/25/2018	357,214	PMTRX00011492	Accounts Payable	7811600 5/18	Cincinnati Bell	\$333.05
5/25/2018	357,215	PMTRX00011492	Accounts Payable	1007823 5/18	Cincinnati Bell	\$241.35
5/25/2018	357,216	PMTRX00011492	Accounts Payable	4410536 5/18	Cincinnati Bell	\$279.28
5/25/2018	357,218	PMTRX00011492	Accounts Payable	4006202061	Cintas #315	\$680.68
5/25/2018	357,239	PMTRX00011493	Accounts Payable	8400403202 5/18	Duke Energy	\$8.55
5/25/2018	357,240	PMTRX00011493	Accounts Payable	87400403218 5/18	Duke Energy	\$35.84
5/25/2018	357,259	PMTRX00011494	Accounts Payable	413807	Hall's Paving & Sealing, Inc.	\$5,875.63
5/25/2018	357,264	PMTRX00011494	Accounts Payable	2270495	Ideal Supplies Inc	\$180.00
5/25/2018	357,289	PMTRX00011495	Accounts Payable	2513798	Lykins Oil Company	\$1,131.76
5/25/2018	357,290	PMTRX00011495	Accounts Payable	2513800	Lykins Oil Company	\$556.01
5/25/2018	357,296	PMTRX00011496	Accounts Payable	17630780	Matheson Tri-Gas, Inc.	\$695.36
5/25/2018	357,307	PMTRX00011496	Accounts Payable	1003634716	Ohio Bureau of Workers Compensation	\$120.00
5/25/2018	357,308	PMTRX00011496	Accounts Payable	4352-278764	O'Reilly Auto Parts	\$49.99
5/25/2018	357,320	PMTRX00011497	Accounts Payable	12591	Sanitation District No. 1	\$4,086.89
5/25/2018	357,332	PMTRX00011498	Accounts Payable	140175801 5/18	Time Warner Cable	\$249.65
5/25/2018	357,340	PMTRX00011498	Accounts Payable	9807966069	Verizon Wireless	\$8,174.03
5/25/2018	357,356	RECVG00002361	Accounts Payable	RCT0000010433	Viking Supply, Inc	\$372.20
5/25/2018	357,389	PMTRX00011499	Accounts Payable	9304245509	Graybar Electric Co Inc	\$247.06
5/26/2018	356,825	PMTRX00011486	Accounts Payable	8033789	BestOne, Tire & Service of Mid America, Inc.	\$1,372.20
5/26/2018	357,198	PMTRX00011492	Accounts Payable	65571	Around the Clock Answering Service	\$493.50

5/26/2018	357,210	PMTRX00011492	Accounts Payable	4480307	5/18	Cincinnati Bell	\$64.44		
5/26/2018	357,211	PMTRX00011492	Accounts Payable	5811080	5/18	Cincinnati Bell	\$298.16		
5/26/2018	357,325	PMTRX00011497	Accounts Payable	3379170768		Staples Advantage	\$31.74		
5/26/2018	357,326	PMTRX00011497	Accounts Payable	3379170770		Staples Advantage	\$24.09		
5/26/2018	357,343	PMTRX00011498	Accounts Payable	27564		Waste Resource Management Inc.	\$702.72		
5/28/2018	356,815	PMTRX00011485	Accounts Payable	50987553		OFFICETEAM, Specialized Admin. Staffing	\$798.00		
5/28/2018	357,247	PMTRX00011493	Accounts Payable	47157321436	5/18	Fifth Third Bank-Visa	\$1,980.97		
5/28/2018	357,333	PMTRX00011498	Accounts Payable	SRV020276		TrinSoft, LLC	\$85.00		
5/29/2018	356,698	PMCHK00007064	Accounts Payable	94481		Abraxis, LLC	\$2,125.00		
5/29/2018	356,699	PMCHK00007064	Accounts Payable	94482		ADS Environmental Services	\$700.00		
5/29/2018	356,700	PMCHK00007064	Accounts Payable	94483		AMTEC	\$400.00		
5/29/2018	356,701	PMCHK00007064	Accounts Payable	94484		Arts Rental Equipment & Supply	\$251.01		
5/29/2018	356,702	PMCHK00007064	Accounts Payable	94485		A T R Distributing Co. Inc.	\$6,000.00		
5/29/2018	356,703	PMCHK00007064	Accounts Payable	94486		Battery Neighbor LLC	\$345.60		
5/29/2018	356,704	PMCHK00007064	Accounts Payable	94487		Behrens, Nick	\$1,501.42		
5/29/2018	356,705	PMCHK00007064	Accounts Payable	94488		Bullitt Co. Belting & Supply	\$1,180.90		
5/29/2018	356,706	PMCHK00007064	Accounts Payable	94489		Buttermilk Enterprises	\$750.00		
5/29/2018	356,707	PMCHK00007064	Accounts Payable	94490		Chu, Johnny	\$728.13		
5/29/2018	356,708	PMCHK00007064	Accounts Payable	94491		Cincinnati Bell	\$1,805.60		
5/29/2018	356,709	PMCHK00007064	Accounts Payable	94492		Cincinnati Bell	\$3,082.98		
5/29/2018	356,710	PMCHK00007064	Accounts Payable	94493		Clark, Jacob	\$26.00		
5/29/2018	356,711	PMCHK00007064	Accounts Payable	94494		Clear Edge Filtration	\$2,049.47		
5/29/2018	356,712	PMCHK00007064	Accounts Payable	94495		Core & Main	\$19,264.46		
5/29/2018	356,713	PMCHK00007064	Accounts Payable	94496		Crane 1 Services, Inc.	\$1,871.00		
5/29/2018	356,714	PMCHK00007064	Accounts Payable	94497		Crescent Springs Hardware	\$62.23		
5/29/2018	356,715	PMCHK00007064	Accounts Payable	94498		Deangelis, Jamie	\$725.01		
5/29/2018	356,716	PMCHK00007064	Accounts Payable	94499		Dixon & Associates Inc., G.	\$14,800.00		
5/29/2018	356,717	PMCHK00007064	Accounts Payable	94500		Dons Garage Inc	\$1,956.41		
5/29/2018	356,718	PMCHK00007064	Accounts Payable	94501		Duke Energy	\$23,288.92		
5/29/2018	356,719	PMCHK00007064	Accounts Payable	94502		Environmental Laboratories, Inc.	\$50.00		
5/29/2018	356,720	PMCHK00007064	Accounts Payable	94503		Fastenal Company	\$1,519.89		
5/29/2018	356,721	PMCHK00007064	Accounts Payable	94504		Federal Express	\$53.52		
5/29/2018	356,722	PMCHK00007064	Accounts Payable	94505		Fisher Scientific	\$3,657.03		
5/29/2018	356,723	PMCHK00007064	Accounts Payable	94506		Gannett Fleming Companies, Inc.	\$6,160.00		
5/29/2018	356,724	PMCHK00007064	Accounts Payable	94507		Glenwood Elec Inc.	\$1,138.25		
5/29/2018	356,725	PMCHK00007064	Accounts Payable	94508		Greater Comfort Heating & Air	\$600.00		
5/29/2018	356,726	PMCHK00007064	Accounts Payable	94509		Hach Company	\$161.58		
5/29/2018	356,727	PMCHK00007064	Accounts Payable	94510		Hall's Paving & Sealing, Inc.	\$2,723.40		
5/29/2018	356,728	PMCHK00007064	Accounts Payable	94511		Humana Dental Ins. Co.	\$1,058.40		
5/29/2018	356,729	PMCHK00007064	Accounts Payable	94512		Ideal Supplies Inc	\$5,052.25		
System:	DETAILED TRIAL B 9/24/2018	12:01:21 PM	Page:	174		User Date:	9/24/2018	User ID:	skampsen
N Ky Water District									
5/29/2018	356,730	PMCHK00007064	Accounts Payable	94513		IDEXX Distribution, Inc.	\$935.59		
5/29/2018	356,731	PMCHK00007064	Accounts Payable	94514		Johnson Electric Supply Co., The	\$69.04		
5/29/2018	356,732	PMCHK00007064	Accounts Payable	94515		KOI Enterprises, Inc	\$256.08		
5/29/2018	356,733	PMCHK00007064	Accounts Payable	94516		Lincoln National Life Insurance Co.	\$879.38		
5/29/2018	356,734	PMCHK00007064	Accounts Payable	94517		Lowe's	\$8.04		
5/29/2018	356,735	PMCHK00007064	Accounts Payable	94518		Lykins Oil Company	\$2,395.02		
5/29/2018	356,736	PMCHK00007064	Accounts Payable	94519		Mailender Inc.	\$277.36		
5/29/2018	356,737	PMCHK00007064	Accounts Payable	94520		Minuteman/Design Press	\$670.00		
5/29/2018	356,738	PMCHK00007064	Accounts Payable	94521		OFFICETEAM, Specialized Admin. Staffing	\$798.00		
5/29/2018	356,739	PMCHK00007064	Accounts Payable	94522		Office Depot, Inc.	\$486.30		
5/29/2018	356,740	PMCHK00007064	Accounts Payable	94523		Orr Safety Corporation	\$192.25		
5/29/2018	356,741	PMCHK00007064	Accounts Payable	94524		Owen Electric Cooperative Inc	\$172.17		
5/29/2018	356,742	PMCHK00007064	Accounts Payable	94525		Provident Life & Accident Ins.	\$577.75		
5/29/2018	356,743	PMCHK00007064	Accounts Payable	94526		Richie Trucking	\$1,625.00		
5/29/2018	356,744	PMCHK00007064	Accounts Payable	94527		R & M Welding Products Inc	\$746.76		
5/29/2018	356,745	PMCHK00007064	Accounts Payable	94528		Sanitation District No. 1	\$31.75		
5/29/2018	356,746	PMCHK00007064	Accounts Payable	94529		Shannon Chemical Corporation	\$13,400.32		

5/29/2018	356,747	PMCHK00007064	Accounts Payable	94530	Silco Fire Protection Co	\$395.00	
5/29/2018	356,748	PMCHK00007064	Accounts Payable	94531	Simpson, Lori	\$6.63	
5/29/2018	356,749	PMCHK00007064	Accounts Payable	94532	Simon, Chad	\$52.00	
5/29/2018	356,750	PMCHK00007064	Accounts Payable	94533	Skyline Development	\$1,100.00	
5/29/2018	356,751	PMCHK00007064	Accounts Payable	94534	Taylor Brothers Excavating	\$30.00	
5/29/2018	356,752	PMCHK00007064	Accounts Payable	94535	Temco Inc.	\$620.27	
5/29/2018	356,753	PMCHK00007064	Accounts Payable	94536	Time Warner Cable	\$125.00	
5/29/2018	356,754	PMCHK00007064	Accounts Payable	94537	Univar USA Inc.	\$2,784.19	
5/29/2018	356,755	PMCHK00007064	Accounts Payable	94538	USA Bluebook	\$805.79	
5/29/2018	356,756	PMCHK00007064	Accounts Payable	94539	USALCO	\$5,904.72	
5/29/2018	356,757	PMCHK00007064	Accounts Payable	94540	Viking Supply, Inc	\$5,116.75	
5/29/2018	356,758	PMCHK00007064	Accounts Payable	94541	Waste Resource Management Inc.	\$4,932.16	
5/29/2018	356,759	PMCHK00007064	Accounts Payable	94542	White, Kevin	\$480.96	
5/29/2018	356,760	PMCHK00007064	Accounts Payable	94543	Wilder Winnelson	\$353.33	
5/29/2018	356,761	PMCHK00007064	Accounts Payable	94544	Wildman Corporate Apparel	\$332.19	
5/29/2018	356,762	PMVVR00001380	Accounts Payable	A944315	Southeastern Equipment Co Inc	\$93.06	
5/29/2018	356,764	PMCHK00007065	Accounts Payable	94545	Kentucky State Treasurer	\$6,309.27	
5/29/2018	356,765	PMTRX00011484	Accounts Payable	DK-402059	Project Resources Group, Inc.		\$807.01
5/29/2018	356,766	PMTRX00011484	Accounts Payable	DAMAGES 05/18	Lord, Marilyn		\$75.00
5/29/2018	356,802	PMCHK00007066	Accounts Payable	94546	Project Resources Group, Inc.	\$807.01	
5/29/2018	356,803	PMCHK00007066	Accounts Payable	94547	Lord, Marilyn	\$75.00	
5/29/2018	356,811	PMTRX00011485	Accounts Payable	REFUND CREDIT 05/18	Brown, Mark		\$170.22
5/29/2018	356,816	PMTRX00011485	Accounts Payable	544498	Wildman Corporate Apparel		\$59.96
5/29/2018	356,859	PMTRX00011486	Accounts Payable	603006301	Hillyard Kentucky		\$33.09
5/29/2018	357,204	PMTRX00011492	Accounts Payable	128728	Bonded Lock Service LLC		\$216.36
5/29/2018	357,206	PMTRX00011492	Accounts Payable	AVAYA0045996	CBTS		\$167.00
5/29/2018	357,207	PMTRX00011492	Accounts Payable	MWD1758	CDW Government Inc.		\$57.45
5/29/2018	357,212	PMTRX00011492	Accounts Payable	4910801 5/18	Cincinnati Bell		\$129.31
5/29/2018	357,213	PMTRX00011492	Accounts Payable	1031033 5/18	Cincinnati Bell		\$115.94
5/29/2018	357,232	PMTRX00011493	Accounts Payable	90484	Document Destruction		\$65.00
5/29/2018	357,238	PMTRX00011493	Accounts Payable	11402057019 5/18	Duke Energy		\$87.94
5/29/2018	357,241	PMTRX00011493	Accounts Payable	10300223228 5/18	Duke Energy		\$7,814.65
5/29/2018	357,287	PMTRX00011495	Accounts Payable	927796..	Lowe's		\$37.97
5/29/2018	357,311	PMTRX00011496	Accounts Payable	5121002 5/18	Owen Electric Cooperative Inc		\$33.65
5/29/2018	357,318	PMTRX00011497	Accounts Payable	2442767	RUMPKE		\$549.27
5/29/2018	357,337	PMTRX00011498	Accounts Payable	29313	United Window Cleaning Co., Inc.		\$40.00
5/29/2018	357,370	PMTRX00011499	Accounts Payable	PSV148203	Buckeye Power Sales Co., Inc		\$2,312.58
5/29/2018	357,390	PMTRX00011499	Accounts Payable	024J9385	Harrington Industrial Plastics		\$28.08
5/30/2018	356,824	PMTRX00011486	Accounts Payable	666433	A & S Electric Supply, Inc.		\$100.50
5/30/2018	356,841	PMTRX00011486	Accounts Payable	245750	Crescent Springs Hardware		\$59.98
5/30/2018	356,861	PMTRX00011486	Accounts Payable	927984..	Lowe's		\$12.96
5/30/2018	356,864	PMTRX00011486	Accounts Payable	40115	Plant Trolley, Inc., The		\$177.12
5/30/2018	356,998	RECVG00002358	Accounts Payable	RCT0000010411	Core & Main		\$17,527.60
5/30/2018	357,008	PMTRX00011488	Accounts Payable	WSC 37756	Lunsford Custom Homes		\$750.00
5/30/2018	357,010	PMTRX00011488	Accounts Payable	May-18	Colleen Medert-Petty Cash		\$109.74
5/30/2018	357,202	PMTRX00011492	Accounts Payable	80021362	Badger Meter, Inc		\$69.00
5/30/2018	357,219	PMTRX00011492	Accounts Payable	4006344504	Cintas #315		\$643.14
5/30/2018	357,227	PMTRX00011492	Accounts Payable	245747	Crescent Springs Hardware		\$16.78
5/30/2018	357,235	PMTRX00011493	Accounts Payable	12164	Dons Garage Inc		\$280.67
5/30/2018	357,237	PMTRX00011493	Accounts Payable	27102181013 5/18	Duke Energy		\$29.84
5/30/2018	357,250	PMTRX00011493	Accounts Payable	123332 00	Florence Winwater Works		\$140.58
5/30/2018	357,274	PMTRX00011495	Accounts Payable	S100187291.001	Johnson Electric Supply Co., The		\$160.13
5/30/2018	357,279	PMTRX00011495	Accounts Payable	25614	Literature Fulfillment Services		\$14,038.56
5/30/2018	357,317	PMTRX00011497	Accounts Payable	2404	RNK Environmental Inc		\$390.00
5/30/2018	357,323	PMTRX00011497	Accounts Payable	MILEAGE 05/18	Jeff Schuchter		\$117.18
5/30/2018	357,336	PMTRX00011498	Accounts Payable	CI-791244	Univar USA Inc.		\$2,765.06
5/30/2018	357,349	RECVG00002361	Accounts Payable	RCT0000010426	Core & Main		\$1,275.21



5/30/2018	357,350	RECVG00002361	Accounts Payable	RCT0000010427	Florence Winwater Works	\$2,437.50
5/30/2018	357,351	RECVG00002361	Accounts Payable	RCT0000010428	Florence Winwater Works	\$57.58
5/30/2018	357,353	RECVG00002361	Accounts Payable	RCT0000010430	Florence Winwater Works	\$1,119.00
5/30/2018	357,354	RECVG00002361	Accounts Payable	RCT0000010431	Ferguson Waterworks	\$1,745.50
5/30/2018	357,355	RECVG00002361	Accounts Payable	RCT0000010432	Ferguson Waterworks	\$3,537.68
5/30/2018	357,357	RECVG00002361	Accounts Payable	RCT0000010434	Viking Supply, Inc	\$162.50
5/30/2018	357,395	PMTRX00011499	Accounts Payable	1005247	Mobilcomm Inc.	\$464.00
5/30/2018	357,396	PMTRX00011499	Accounts Payable	1005239	Mobilcomm Inc.	\$499.00
5/31/2018	356,818	PMVVR00001381	Accounts Payable	CI-790111	Univar USA Inc.	\$2,288.00
5/31/2018	357,012	PMTRX00011488	Accounts Payable	MILEAGE 05/18	Simpson, Lori	\$164.59
5/31/2018	357,199	PMTRX00011492	Accounts Payable	303697-4	Arts Rental Equipment & Supply	\$52.29
5/31/2018	357,200	PMTRX00011492	Accounts Payable	666522	A & S Electric Supply, Inc.	\$54.00
5/31/2018	357,203	PMTRX00011492	Accounts Payable	112505	Blood Hound, Inc	\$300.00
5/31/2018	357,217	PMTRX00011492	Accounts Payable	4006344228	Cintas #315	\$249.45
5/31/2018	357,224	PMTRX00011492	Accounts Payable	FIRE HYDRANT 1960	Cobalt Civil	\$653.80
5/31/2018	357,225	PMTRX00011492	Accounts Payable	10488	Correlated Products, Inc.	\$542.96
5/31/2018	357,230	PMTRX00011493	Accounts Payable	FIRE HYDRANT 1974	Dennison Deanna	\$35.21
5/31/2018	357,233	PMTRX00011493	Accounts Payable	12178	Dons Garage Inc	\$48.25
5/31/2018	357,234	PMTRX00011493	Accounts Payable	12173	Dons Garage Inc	\$46.50
5/31/2018	357,245	PMTRX00011493	Accounts Payable	FIRE HYDRANT 1962	Evans Landscaping	\$448.39
5/31/2018	357,249	PMTRX00011493	Accounts Payable	123331 01	Florence Winwater Works	\$3,800.00
5/31/2018	357,251	PMTRX00011493	Accounts Payable	123345 01	Florence Winwater Works	\$175.50
5/31/2018	357,253	PMTRX00011494	Accounts Payable	FIRE HYDRANT 1969	Geo Science Consultants	\$220.00
5/31/2018	357,254	PMTRX00011494	Accounts Payable	FIRE HYDRANT 1954	Goettle, Richard	\$499.62
5/31/2018	357,258	PMTRX00011494	Accounts Payable	10983540	Hach Company	\$627.89
5/31/2018	357,272	PMTRX00011495	Accounts Payable	950975	Janell Inc.	\$17.50
5/31/2018	357,273	PMTRX00011495	Accounts Payable	950974	Janell Inc.	\$116.40
5/31/2018	357,276	PMTRX00011495	Accounts Payable	FIRE HYDRANT 1966	Krallman, Phil	\$113.80
5/31/2018	357,278	PMTRX00011495	Accounts Payable	FIRE HYDRANT 1952	Len Riegler Blacktop, Inc.	\$187.86
5/31/2018	357,280	PMTRX00011495	Accounts Payable	FIRE HYDRANT 1963	Lonkard Construction	\$291.83
5/31/2018	357,291	PMTRX00011496	Accounts Payable	FIRE HYDRANT 1977	Mainstrasse Village Assoc.	\$191.19
5/31/2018	357,295	PMTRX00011496	Accounts Payable	17657544	Matheson Tri-Gas, Inc.	\$208.73
5/31/2018	357,299	PMTRX00011496	Accounts Payable	FIRE HYDRANT 1972	Meyers, Tracy	\$171.98
5/31/2018	357,300	PMTRX00011496	Accounts Payable	FIRE HYDRANT 1955	Miller Pipeline	\$260.39
5/31/2018	357,301	PMTRX00011496	Accounts Payable	216354	No Ky Chamber of Commerce	\$30.00
5/31/2018	357,313	PMTRX00011497	Accounts Payable	S2719182.001	Pirtek Reading Road	\$442.44
5/31/2018	357,314	PMTRX00011497	Accounts Payable	FIRE HYDRANT 1957	Prus Construction	\$295.33
5/31/2018	357,315	PMTRX00011497	Accounts Payable	FIRE HYDRANT 1971	Raziano Lisa	\$43.56
5/31/2018	357,316	PMTRX00011497	Accounts Payable	93121	R & M Welding Products Inc	\$293.63
5/31/2018	357,328	PMTRX00011497	Accounts Payable	FIRE HYDRANT 1967	Sugar Shack's Water	\$35.21
5/31/2018	357,331	PMTRX00011497	Accounts Payable	FIRE HYDRANT 1968	SWS Environmental	\$72.38
5/31/2018	357,334	PMTRX00011498	Accounts Payable	KK293604	Truck and Trailer Supply	\$215.01
5/31/2018	357,338	PMTRX00011498	Accounts Payable	1308281	USALCO	\$5,921.24
5/31/2018	357,345	PMTRX00011498	Accounts Payable	54478439	Wex Bank	\$17,131.93
5/31/2018	357,346	PMTRX00011498	Accounts Payable	FIRE HYDRANT 1950	Wilhelm, FA	\$206.78
5/31/2018	357,358	RECVG00002361	Accounts Payable	RCT0000010435	Florence Winwater Works	\$13,457.00
5/31/2018	357,359	RECVG00002361	Accounts Payable	RCT0000010436	Florence Winwater Works	\$147.60
5/31/2018	357,365	PMTRX00011499	Accounts Payable	106162	Bray Trucking Inc.	\$699.10
5/31/2018	357,366	PMTRX00011499	Accounts Payable	106161	Bray Trucking Inc.	\$360.89
5/31/2018	357,367	PMTRX00011499	Accounts Payable	106165	Bray Trucking Inc.	\$1,380.14
5/31/2018	357,368	PMTRX00011499	Accounts Payable	106163	Bray Trucking Inc.	\$806.00
5/31/2018	357,369	PMTRX00011499	Accounts Payable	106164	Bray Trucking Inc.	\$1,089.28
5/31/2018	357,378	PMTRX00011499	Accounts Payable	941191	DeBra-Kuempel	\$653.60
5/31/2018	357,393	PMTRX00011499	Accounts Payable	3091516453	LexisNexis	\$95.00
6/1/2018	356,763	PMTRX00011483	Accounts Payable	060118DEFCOMP	Kentucky State Treasurer	\$6,309.27
6/1/2018	357,001	RECVG00002358	Accounts Payable	RCT0000010414	Data Strategy	\$1,962.65
6/1/2018	357,011	PMTRX00011488	Accounts Payable	DAMAGES 06/18	Schlothauer, David or Nancy	\$575.00
6/1/2018	357,312	PMTRX00011497	Accounts Payable	11041	Pension Corporation of America	\$6,071.90
6/1/2018	357,321	PMTRX00011497	Accounts Payable	416005100000 1/3	Sanitation District No. 1	\$119.45

6/1/2018	357,322	PMTRX00011497	Accounts Payable	427446100000	1/3	Sanitation District No. 1	\$22.68		
6/1/2018	357,380	PMTRX00011499	Accounts Payable	86502205015	1/3	Duke Energy	\$65.27		
6/1/2018	357,381	PMTRX00011499	Accounts Payable	63902189019	1/3	Duke Energy	\$1,473.59		
6/1/2018	357,382	PMTRX00011499	Accounts Payable	27202174014	1/3	Duke Energy	\$4,867.17		
6/1/2018	357,383	PMTRX00011499	Accounts Payable	97700845013	1/3	Duke Energy	\$31,366.27		
6/1/2018	357,384	PMTRX00011499	Accounts Payable	47500467203	1/3	Duke Energy	\$1,239.81		
6/1/2018	357,385	PMTRX00011499	Accounts Payable	24700807203	1/3	Duke Energy	\$75.37		
6/1/2018	357,386	PMTRX00011499	Accounts Payable	12002095015	1/3	Duke Energy	\$26.22		
6/1/2018	357,387	PMTRX00011499	Accounts Payable	163520321		EyeMed	\$1,247.46		
6/1/2018	357,391	PMTRX00011499	Accounts Payable	2345491		KEMI	\$12,809.35		
6/1/2018	357,600	PMTRX00011504	Accounts Payable	222941		Abraxis, LLC	\$1,678.00		
6/1/2018	357,601	PMTRX00011504	Accounts Payable	31-1805702-0		ALS Group USA, Corp.	\$150.00		
6/1/2018	357,603	PMTRX00011504	Accounts Payable	346104-4		Arts Rental Equipment & Supply	\$62.00		
6/1/2018	357,604	PMTRX00011504	Accounts Payable	7001564764		AWWA	\$83.00		
6/1/2018	357,605	PMTRX00011504	Accounts Payable	7001563222		AWWA	\$83.00		
System:	DETAILED TRIAL B	9/24/2018	12:01:21 PM	Page:	176	User Date:	9/24/2018	User ID:	skampsen
N Ky Water District									
6/1/2018	357,606	PMTRX00011504	Accounts Payable	7001563279		AWWA	\$244.00		
6/1/2018	357,607	PMTRX00011504	Accounts Payable	7001563197		AWWA	\$211.00		
6/1/2018	357,608	PMTRX00011504	Accounts Payable	3692		B C Engineering Co	\$334.65		
6/1/2018	357,609	PMTRX00011504	Accounts Payable	P-7835		BL Anderson Co. Inc.	\$404.24		
6/1/2018	357,614	PMTRX00011504	Accounts Payable	311423		Chemrite, Inc.	\$11,904.84		
6/1/2018	357,615	PMTRX00011504	Accounts Payable	311424		Chemrite, Inc.	\$11,904.84		
6/1/2018	357,617	PMTRX00011504	Accounts Payable	1039861	1/3	Cincinnati Bell	\$36.56		
6/1/2018	357,619	PMTRX00011504	Accounts Payable	D160351	06/18	Cincinnati Bell	\$1,454.49		
6/1/2018	357,620	PMTRX00011504	Accounts Payable	L164224	06/18	Cincinnati Bell	\$124.85		
6/1/2018	357,621	PMTRX00011504	Accounts Payable	D160584	06/18	Cincinnati Bell	\$8,278.35		
6/1/2018	357,626	PMTRX00011504	Accounts Payable	4006415203		Cintas #315	\$496.44		
6/1/2018	357,634	PMTRX00011505	Accounts Payable	12191		Dons Garage Inc	\$1,198.10		
6/1/2018	357,635	PMTRX00011505	Accounts Payable	12189		Dons Garage Inc	\$1,272.17		
6/1/2018	357,637	PMTRX00011505	Accounts Payable	75900841205	1/3	Duke Energy	\$59.41		
6/1/2018	357,638	PMTRX00011505	Accounts Payable	44000883201	1/3	Duke Energy	\$93.23		
6/1/2018	357,639	PMTRX00011505	Accounts Payable	39800877206	1/3	Duke Energy	\$78.89		
6/1/2018	357,640	PMTRX00011505	Accounts Payable	33800283200	1/3	Duke Energy	\$85.40		
6/1/2018	357,662	PMTRX00011505	Accounts Payable	62900752208	1/3	Duke Energy	\$245.65		
6/1/2018	357,663	PMTRX00011505	Accounts Payable	68200435200	1/3	Duke Energy	\$2,852.54		
6/1/2018	357,667	PMTRX00011505	Accounts Payable	418236		Edgewood Electric Inc	\$295.00		
6/1/2018	357,668	PMTRX00011505	Accounts Payable	868292		Environmental Resource Assoc	\$269.19		
6/1/2018	357,670	PMTRX00011505	Accounts Payable	15576		Fedders Feed Co., J. H.	\$13.90		
6/1/2018	357,676	PMTRX00011506	Accounts Payable	9805032282		Grainger	\$310.58		
6/1/2018	357,678	PMTRX00011506	Accounts Payable	18-1226		Greater Comfort Heating & Air	\$1,493.91		
6/1/2018	357,679	PMTRX00011506	Accounts Payable	18-1227		Greater Comfort Heating & Air	\$294.36		
6/1/2018	357,680	PMTRX00011506	Accounts Payable	18-0279		Greater Comfort Heating & Air	\$179.04		
6/1/2018	357,681	PMTRX00011506	Accounts Payable	10985131		Hach Company	\$438.32		
6/1/2018	357,683	PMTRX00011506	Accounts Payable	413808		Hall's Paving & Sealing, Inc.	\$4,626.46		
6/1/2018	357,684	PMTRX00011506	Accounts Payable	2270627		Ideal Supplies Inc	\$340.50		
6/1/2018	357,685	PMTRX00011506	Accounts Payable	2270628		Ideal Supplies Inc	\$420.00		
6/1/2018	357,686	PMTRX00011506	Accounts Payable	2270594		Ideal Supplies Inc	\$180.00		
6/1/2018	357,687	PMTRX00011506	Accounts Payable	2270591		Ideal Supplies Inc	\$600.00		
6/1/2018	357,688	PMTRX00011506	Accounts Payable	2270555		Ideal Supplies Inc	\$240.00		
6/1/2018	357,689	PMTRX00011506	Accounts Payable	2270552		Ideal Supplies Inc	\$240.00		
6/1/2018	357,692	PMTRX00011506	Accounts Payable	24503		J K Meurer Corp.	\$45,408.75		
6/1/2018	357,694	PMTRX00011506	Accounts Payable	11530069		Jolly Plumbing	\$2,683.74		
6/1/2018	357,696	PMTRX00011506	Accounts Payable	9017592094		Kemira Water Solutions, Inc.	\$4,937.93		
6/1/2018	357,697	PMTRX00011506	Accounts Payable	88655		Kens Crescent Springs Service	\$87.00		
6/1/2018	357,700	PMTRX00011506	Accounts Payable	733-111104		KOI Enterprises, Inc	\$62.45		
6/1/2018	357,701	PMTRX00011506	Accounts Payable	18050479		Kentucky State Treasurer	\$600.00		
6/1/2018	357,703	PMTRX00011506	Accounts Payable	DAYTON TANK		L.C. United Painting Co., Inc.	\$251,921.00		
6/1/2018	357,718	PMTRX00011507	Accounts Payable	2518070		Lykins Oil Company	\$883.39		

6/1/2018	357,719	PMTRX00011507	Accounts Payable	356050	Manly Brothers, Inc	\$3,745.50		
6/1/2018	357,720	PMTRX00011507	Accounts Payable	8507271	Millipore Corporation	\$859.09		
6/1/2018	357,722	PMTRX00011507	Accounts Payable	30314348	Newark Element14	\$438.83		
6/1/2018	357,729	PMTRX00011507	Accounts Payable	US18050258	Paymentus Group, Inc.	\$17,617.71		
6/1/2018	357,731	PMTRX00011507	Accounts Payable	3306229587	Pitney Bowes Inc.	\$765.12		
6/1/2018	357,735	PMTRX00011507	Accounts Payable	32881335	Safeguard Business Systems	\$75.38		
6/1/2018	357,736	PMTRX00011507	Accounts Payable	32875678	Safeguard Business Systems	\$1,216.50		
6/1/2018	357,739	PMTRX00011508	Accounts Payable	467279	St. Elizabeth Business Health	\$756.00		
6/1/2018	357,741	PMTRX00011508	Accounts Payable	3003907014	ThyssenKrupp Elevator	\$263.46		
6/1/2018	357,747	PMTRX00011508	Accounts Payable	28862	United Window Cleaning Co., Inc.	\$37.20		
6/1/2018	357,749	PMTRX00011508	Accounts Payable	2886826	Valor LLC	\$185.22		
6/1/2018	357,751	PMTRX00011508	Accounts Payable	430234 1/3	Vivial	\$630.80		
6/1/2018	357,759	RECVG00002364	Accounts Payable	RCT0000010443	Trivaco	\$1,014.64		
6/1/2018	357,761	RECVG00002364	Accounts Payable	RCT0000010445	Thompson Company, The Henry P.	\$14,208.43		
6/1/2018	357,765	RECVG00002364	Accounts Payable	RCT0000010449	Documents Online, Inc.	\$6,140.00		
6/1/2018	357,901	RECVG00002365	Accounts Payable	RCT0000010453	Bullitt Co. Belting & Supply	\$0.02		
6/1/2018	357,929	PMTRX00011513	Accounts Payable	7001569679	AWWA	\$83.00		
6/1/2018	357,968	PMTRX00011514	Accounts Payable	122020 04	Florence Winwater Works	\$34.56		
6/1/2018	357,972	PMTRX00011514	Accounts Payable	18-1496	Greater Comfort Heating & Air	\$242.93		
6/1/2018	357,973	PMTRX00011514	Accounts Payable	18-1571	Greater Comfort Heating & Air	\$165.00		
6/1/2018	357,974	PMTRX00011514	Accounts Payable	18-1476	Greater Comfort Heating & Air	\$238.07		
6/1/2018	357,993	PMTRX00011515	Accounts Payable	4/25/2018	Keaton Real Estate Services, LLC	\$300.00		
6/1/2018	358,005	PMTRX00011515	Accounts Payable	1012312	Mailender Inc.	\$190.92		
6/1/2018	358,012	RECVG00002367	Accounts Payable	RCT0000010455	Ferguson Waterworks	\$1,758.75		
6/1/2018	358,013	RECVG00002367	Accounts Payable	RCT0000010456	Process Pump & Seal, Inc.	\$1,098.22		
6/1/2018	358,014	RECVG00002367	Accounts Payable	RCT0000010457	Process Pump & Seal, Inc.	\$2,384.00		
6/1/2018	358,015	RECVG00002367	Accounts Payable	RCT0000010458	Viking Supply, Inc	\$10,400.00		
6/1/2018	358,016	RECVG00002367	Accounts Payable	RCT0000010459	Viking Supply, Inc	\$934.75		
6/1/2018	358,029	RECVG00002369	Accounts Payable	RCT0000010467	Thatcher Chemical of Florida Inc	\$10,608.00		
6/1/2018	358,031	PMTRX00011516	Accounts Payable	ROADEO 5/10/18	No Ky Public Works Association	\$135.00		
6/1/2018	358,032	PMTRX00011516	Accounts Payable	MTG 04/05/18	No Ky Public Works Association	\$20.00		
6/1/2018	358,033	PMTRX00011516	Accounts Payable	BARRY MILLER 06/18	No Ky Public Works Association	\$20.00		
System:	DETAILED TRIAL B 9/24/2018	12:01:21 PM	Page:	177	User Date:	9/24/2018	User ID:	skampsen
N Ky Water District								
6/1/2018	358,047	PMTRX00011516	Accounts Payable	2440081	RUMPKKE	\$10.00		
6/1/2018	358,049	PMTRX00011516	Accounts Payable	8100034727001 1/3	Sanitation District No. 1	\$25.04		
6/1/2018	358,050	PMTRX00011516	Accounts Payable	8100034728000 1/3	Sanitation District No. 1	\$800.45		
6/1/2018	358,057	PMTRX00011516	Accounts Payable	18-0515	Security Fence Group, Inc.	\$310.00		
6/1/2018	358,064	PMTRX00011516	Accounts Payable	470017	St. Elizabeth Business Health	\$646.00		
6/1/2018	358,069	PMTRX00011516	Accounts Payable	539357	Travelers	\$2,725.00		
6/1/2018	358,071	PMTRX00011516	Accounts Payable	178919	Viking Supply, Inc	\$1,664.00		
6/1/2018	358,072	PMTRX00011516	Accounts Payable	178989	Viking Supply, Inc	\$1,664.00		
6/1/2018	358,087	PMTRX00011516	Accounts Payable	REFUND CREDIT 03/18.	Drifmeyer, Jeff	\$49.36		
6/1/2018	358,343	PMTRX00011522	Accounts Payable	60118	Hughes, PSC., John N.	\$4,812.50		
6/1/2018	358,349	PMTRX00011522	Accounts Payable	2270728	Ideal Supplies Inc	\$120.00		
6/1/2018	358,350	PMTRX00011522	Accounts Payable	2270712	Ideal Supplies Inc	\$735.00		
6/1/2018	358,352	PMTRX00011522	Accounts Payable	2270713	Ideal Supplies Inc	\$440.00		
6/1/2018	358,353	PMTRX00011522	Accounts Payable	2270714	Ideal Supplies Inc	\$599.00		
6/1/2018	358,370	PMTRX00011522	Accounts Payable	2270716	Ideal Supplies Inc	\$252.00		
6/1/2018	358,379	PMTRX00011522	Accounts Payable	407554	Lenz	\$161.37		
6/1/2018	358,411	PMTRX00011524	Accounts Payable	1.45364E+11	Office Depot, Inc.	\$237.75		
6/1/2018	358,420	PMTRX00011524	Accounts Payable	SIN112458	Pacific Interpreters	\$14.50		
6/1/2018	358,443	PMTRX00011526	Accounts Payable	MAY 2018.	Becknell-Coghill Inc	\$50,680.00		
6/1/2018	358,446	PMTRX00011526	Accounts Payable	1554	Butler Lawn Care & Landscaping	\$850.00		
6/1/2018	358,448	PMTRX00011526	Accounts Payable	702252	CE Power Solutions, LLC	\$28,865.00		
6/1/2018	358,463	PMTRX00011526	Accounts Payable	18-1384	Greater Comfort Heating & Air	\$1,400.14		
6/1/2018	358,528	RECVG00002371	Accounts Payable	RCT0000010470	CBTS	\$486.20		
6/1/2018	358,712	RECVG00002372	Accounts Payable	RCT0000010481	Core & Main	\$5,395.20		
6/1/2018	358,752	PMTRX00011530	Accounts Payable	927187	Lowe's	\$78.76		

6/1/2018	358,753	PMTRX00011530	Accounts Payable	925627	Lowe's	\$17.24		
6/1/2018	358,882	PMTRX00011533	Accounts Payable	1625	Butler Lawn Care & Landscaping	\$2,290.00		
6/2/2018	357,610	PMTRX00011504	Accounts Payable	53411	Blue Chip Express & Courier Service	\$210.00		
6/2/2018	357,613	PMTRX00011504	Accounts Payable	1561	Cains Customs Inc.	\$675.00		
6/2/2018	357,618	PMTRX00011504	Accounts Payable	6556563 1/3	Cincinnati Bell	\$215.80		
6/2/2018	357,625	PMTRX00011504	Accounts Payable	2820270 715827883/21	Cincinnati Bell	\$67.48		
6/2/2018	358,690	PMTRX00011529	Accounts Payable	27607	Waste Resource Management Inc.	\$793.92		
6/4/2018	357,030	PMTRX00011489	Accounts Payable	060818DEFCOMP	Kentucky State Treasurer	\$6,309.27		
6/4/2018	357,031	PMCHK00007068	Accounts Payable	94548	Kentucky State Treasurer	\$6,309.27		
6/4/2018	357,319	PMTRX00011497	Accounts Payable	LICENSE 06/18	Kyle Ryan	\$150.00		
6/4/2018	357,360	RECVG00002361	Accounts Payable	RCT0000010437	Core & Main	\$420.00		
6/4/2018	357,361	RECVG00002361	Accounts Payable	RCT0000010438	Core & Main	\$347.20		
6/4/2018	357,388	PMTRX00011499	Accounts Payable	WSC 37762	Flynn, Jason	\$750.00		
6/4/2018	357,612	PMTRX00011504	Accounts Payable	50424	Bray Truck & Parts	\$239.72		
6/4/2018	357,658	PMTRX00011505	Accounts Payable	26800465213 1/3	Duke Energy	\$135.11		
6/4/2018	357,659	PMTRX00011505	Accounts Payable	89500806010 1/3	Duke Energy	\$24,027.41		
6/4/2018	357,660	PMTRX00011505	Accounts Payable	33400067207 1/3	Duke Energy	\$61.78		
6/4/2018	357,661	PMTRX00011505	Accounts Payable	55403649014 1/3	Duke Energy	\$21.67		
6/4/2018	357,664	PMTRX00011505	Accounts Payable	50100466217 1/3	Duke Energy	\$55.70		
6/4/2018	357,665	PMTRX00011505	Accounts Payable	69402048026 1/3	Duke Energy	\$2,346.86		
6/4/2018	357,666	PMTRX00011505	Accounts Payable	11102202017 1/3	Duke Energy	\$18.84		
6/4/2018	357,682	PMTRX00011506	Accounts Payable	10986534	Hach Company	\$917.00		
6/4/2018	357,753	PMTRX00011508	Accounts Payable	546315	Wildman Corporate Apparel	\$90.70		
6/4/2018	357,762	RECVG00002364	Accounts Payable	RCT0000010446	Viking Supply, Inc	\$509.00		
6/4/2018	357,763	RECVG00002364	Accounts Payable	RCT0000010447	Viking Supply, Inc	\$1,416.00		
6/4/2018	358,039	PMTRX00011516	Accounts Payable	66875	Overhead Door Co of Northern KY	\$438.00		
6/4/2018	358,351	PMTRX00011522	Accounts Payable	2270785	Ideal Supplies Inc	\$660.00		
6/4/2018	358,371	PMTRX00011522	Accounts Payable	2270772	Ideal Supplies Inc	\$625.00		
6/4/2018	358,372	PMTRX00011522	Accounts Payable	2270774	Ideal Supplies Inc	\$660.00		
6/4/2018	358,373	PMTRX00011522	Accounts Payable	2270771	Ideal Supplies Inc	\$600.00		
6/5/2018	357,032	PMCHK00007069	Accounts Payable	94549	AE Door & Window Sales	\$8,946.00		
6/5/2018	357,033	PMCHK00007069	Accounts Payable	94550	Anderson, James	\$74.82		
6/5/2018	357,034	PMCHK00007069	Accounts Payable	94551	A & S Electric Supply, Inc.	\$300.54		
6/5/2018	357,035	PMCHK00007069	Accounts Payable	94552	Bay, Tabbatha	\$2.06		
6/5/2018	357,036	PMCHK00007069	Accounts Payable	94553	Beck, Eric	\$127.35		
6/5/2018	357,037	PMCHK00007069	Accounts Payable	94554	BestOne, Tire & Service of Mid America, Inc.	\$1,372.20		
6/5/2018	357,038	PMCHK00007069	Accounts Payable	94555	Birindelli, Jay	\$11.76		
6/5/2018	357,039	PMCHK00007069	Accounts Payable	94556	BL Anderson Co. Inc.	\$2,689.63		
6/5/2018	357,040	PMCHK00007069	Accounts Payable	94557	Bray Trucking Inc.	\$3,294.49		
6/5/2018	357,041	PMCHK00007069	Accounts Payable	94558	Brown, Mark	\$170.22		
6/5/2018	357,042	PMCHK00007069	Accounts Payable	94559	Buckeye Power Sales Co., Inc	\$2,522.00		
6/5/2018	357,043	PMCHK00007069	Accounts Payable	94560	Burnett, Tom	\$90.42		
6/5/2018	357,044	PMCHK00007069	Accounts Payable	94561	CDW Government Inc.	\$1,022.74		
6/5/2018	357,045	PMCHK00007069	Accounts Payable	94562	CE Power Solutions, LLC	\$1,000.00		
6/5/2018	357,046	PMCHK00007069	Accounts Payable	94563	Cincinnati Bell	\$528.38		
6/5/2018	357,047	PMCHK00007069	Accounts Payable	94564	Cincinnati Bell	\$648.02		
6/5/2018	357,048	PMCHK00007069	Accounts Payable	94565	Cincinnati Bell	\$65.12		
6/5/2018	357,049	PMCHK00007069	Accounts Payable	94566	Cloud, B	\$92.50		
6/5/2018	357,050	PMCHK00007069	Accounts Payable	94567	Concrete Coring Inc	\$250.00		
System:	DETAILED TRIAL B 9/24/2018	12:01:21 PM	Page:	178	User Date:	9/24/2018	User ID:	skampsen
N Ky Water District								
6/5/2018	357,051	PMCHK00007069	Accounts Payable	94568	Core & Main	\$17,527.60		
6/5/2018	357,052	PMCHK00007069	Accounts Payable	94569	Cottingham True Value	\$68.93		
6/5/2018	357,053	PMCHK00007069	Accounts Payable	94570	Cotton, Zach	\$78.47		
6/5/2018	357,054	PMCHK00007069	Accounts Payable	94571	Crescent Springs Hardware	\$59.98		
6/5/2018	357,055	PMCHK00007069	Accounts Payable	94572	Cross, Sarah	\$87.49		
6/5/2018	357,056	PMCHK00007069	Accounts Payable	94573	Data Strategy	\$1,962.65		
6/5/2018	357,057	PMCHK00007069	Accounts Payable	94574	Dockery, Shannon	\$51.09		
6/5/2018	357,058	PMCHK00007069	Accounts Payable	94575	Dons Garage Inc	\$2,850.35		

6/5/2018	357,059	PMCHK00007069	Accounts Payable	94576	Duke Energy	\$25,790.15	
6/5/2018	357,060	PMCHK00007069	Accounts Payable	94577	Edmonson, Carl	\$23.04	
6/5/2018	357,061	PMCHK00007069	Accounts Payable	94578	Fastenal Company	\$600.39	
6/5/2018	357,062	PMCHK00007069	Accounts Payable	94579	Federal Express	\$61.55	
6/5/2018	357,063	PMCHK00007069	Accounts Payable	94580	Fisher Scientific	\$26.81	
6/5/2018	357,064	PMCHK00007069	Accounts Payable	94581	Florence Winwater Works	\$185.34	
6/5/2018	357,065	PMCHK00007069	Accounts Payable	94582	Fogelman, Paula	\$57.29	
6/5/2018	357,066	PMCHK00007069	Accounts Payable	94583	Fortiline, Inc.	\$152.00	
6/5/2018	357,067	PMCHK00007069	Accounts Payable	94584	Gossett, Tiffany	\$6.73	
6/5/2018	357,068	PMCHK00007069	Accounts Payable	94585	Grainger	\$389.80	
6/5/2018	357,069	PMCHK00007069	Accounts Payable	94586	Graybar Electric Co Inc	\$41.00	
6/5/2018	357,070	PMCHK00007069	Accounts Payable	94587	Greko Supply Company	\$448.00	
6/5/2018	357,071	PMCHK00007069	Accounts Payable	94588	Hall's Paving & Sealing, Inc.	\$3,809.60	
6/5/2018	357,072	PMCHK00007069	Accounts Payable	94589	Hermann, Daniel	\$13.41	
6/5/2018	357,073	PMCHK00007069	Accounts Payable	94590	Heritage Bank	\$845.50	
6/5/2018	357,074	PMCHK00007069	Accounts Payable	94591	Hillyard Kentucky	\$560.60	
6/5/2018	357,075	PMCHK00007069	Accounts Payable	94592	Hill, Dallas	\$48.18	
6/5/2018	357,076	PMCHK00007069	Accounts Payable	94593	Hodges, Nathan	\$2,767.90	
6/5/2018	357,077	PMCHK00007069	Accounts Payable	94594	IDEXX Distribution, Inc.	\$3,613.73	
6/5/2018	357,078	PMCHK00007069	Accounts Payable	94595	Johnson Electric Supply Co., The	\$35.00	
6/5/2018	357,079	PMCHK00007069	Accounts Payable	94596	Johnson, Betty	\$47.06	
6/5/2018	357,080	PMCHK00007069	Accounts Payable	94597	Kampsen, Stacey	\$113.36	
6/5/2018	357,081	PMCHK00007069	Accounts Payable	94598	Kemira Water Solutions, Inc.	\$5,317.77	
6/5/2018	357,082	PMCHK00007069	Accounts Payable	94599	Klein, Ben	\$64.61	
6/5/2018	357,083	PMCHK00007069	Accounts Payable	94600	Lowe's	\$126.81	
6/5/2018	357,084	PMCHK00007069	Accounts Payable	94601	Lunsford Custom Homes	\$750.00	
6/5/2018	357,085	PMCHK00007069	Accounts Payable	94602	Ly Lo	\$7.07	
6/5/2018	357,086	PMCHK00007069	Accounts Payable	94603	Mailender Inc.	\$103.71	
6/5/2018	357,087	PMCHK00007069	Accounts Payable	94604	Mitchusson, Tim	\$104.04	
6/5/2018	357,088	PMCHK00007069	Accounts Payable	94605	Neumeister, Tara	\$16.19	
6/5/2018	357,089	PMCHK00007069	Accounts Payable	94606	OFFICETEAM, Specialized Admin. Staffing	\$798.00	
6/5/2018	357,090	PMCHK00007069	Accounts Payable	94607	Office Depot, Inc.	\$61.78	
6/5/2018	357,091	PMCHK00007069	Accounts Payable	94608	Ohio Valley Gasket	\$2,112.02	
6/5/2018	357,092	PMCHK00007069	Accounts Payable	94609	Owen Electric Cooperative Inc	\$32.69	
6/5/2018	357,093	PMCHK00007069	Accounts Payable	94610	Colleen Medert-Petty Cash	\$109.74	
6/5/2018	357,094	PMCHK00007069	Accounts Payable	94611	Piercefield, Ramona	\$89.66	
6/5/2018	357,095	PMCHK00007069	Accounts Payable	94612	Plant Trolley, Inc., The	\$177.12	
6/5/2018	357,096	PMCHK00007069	Accounts Payable	94613	Poole, Denzel	\$50.33	
6/5/2018	357,097	PMCHK00007069	Accounts Payable	94614	Sanitation District No. 1	\$15.62	
6/5/2018	357,098	PMCHK00007069	Accounts Payable	94615	Schlothauer, David or Nancy	\$575.00	
6/5/2018	357,099	PMCHK00007069	Accounts Payable	94616	Simpson, Lori	\$164.59	
6/5/2018	357,100	PMCHK00007069	Accounts Payable	94617	Southern States	\$93.06	
6/5/2018	357,101	PMCHK00007069	Accounts Payable	94618	Sumerel Tire Co., Inc., Bob	\$1,301.72	
6/5/2018	357,102	PMCHK00007069	Accounts Payable	94619	Thermo Electron NA LLC	\$7,078.67	
6/5/2018	357,103	PMCHK00007069	Accounts Payable	94620	Tri-State Plastics, Inc.	\$132.00	
6/5/2018	357,104	PMCHK00007069	Accounts Payable	94621	Univar USA Inc.	\$12,052.38	
6/5/2018	357,105	PMCHK00007069	Accounts Payable	94622	Verizon Wireless	\$1,805.00	
6/5/2018	357,106	PMCHK00007069	Accounts Payable	94623	Wildman Corporate Apparel	\$59.96	
6/5/2018	357,107	PMCHK00007069	Accounts Payable	94624	Wilmink, Krista	\$57.70	
6/5/2018	357,108	PMVY00001075	Accounts Payable	94596	Johnson, Betty		\$47.06
6/5/2018	357,109	PMVVR00001382	Accounts Payable	REFUND CREDIT 05/18	Johnson, Betty	\$47.06	
6/5/2018	357,277	PMTRX00011495	Accounts Payable	REFUND CREDIT 06/18	Kucharski, Sarah		\$211.48
6/5/2018	357,324	PMTRX00011497	Accounts Payable	REFUND CREDIT 06/18	Snodgrass, Susan		\$134.64
6/5/2018	357,616	PMTRX00011504	Accounts Payable	3567220 715827883/21	Cincinnati Bell		\$71.36
6/5/2018	357,622	PMTRX00011504	Accounts Payable	3314325 715827883/21	Cincinnati Bell		\$67.69
6/5/2018	357,623	PMTRX00011504	Accounts Payable	3561531 715827883/21	Cincinnati Bell		\$49.31
6/5/2018	357,624	PMTRX00011504	Accounts Payable	3564005 715827883/21	Cincinnati Bell		\$71.36
6/5/2018	357,636	PMTRX00011505	Accounts Payable	12233	Dons Garage Inc		\$57.04
6/5/2018	357,656	PMTRX00011505	Accounts Payable	2200252201 1/3	Duke Energy		\$55.00

6/5/2018	357,708	PMTRX00011507	Accounts Payable	925489	Lowe's	\$22.01
6/5/2018	357,715	PMTRX00011507	Accounts Payable	925539	Lowe's	\$102.71
6/5/2018	357,725	PMTRX00011507	Accounts Payable	51056638	OFFICETEAM, Specialized Admin. Staffing	\$319.20
6/5/2018	357,726	PMTRX00011507	Accounts Payable	51056722	OFFICETEAM, Specialized Admin. Staffing	\$639.22
6/5/2018	357,732	PMTRX00011507	Accounts Payable	2447073	RUMPKE	\$86.23
6/5/2018	357,733	PMTRX00011507	Accounts Payable	2450294	RUMPKE	\$221.35
6/5/2018	357,734	PMTRX00011507	Accounts Payable	2450289	RUMPKE	\$290.96
System:	DETAILED TRIAL B 9/24/2018	12:01:21 PM	Page:	179	User Date:	9/24/2018
					User ID:	skampsen
N Ky Water District						
6/5/2018	357,738	PMTRX00011508	Accounts Payable	544918396	Sigma-Aldrich Inc	\$96.60
6/5/2018	358,084	PMTRX00011516	Accounts Payable	9304387373	Graybar Electric Co Inc	\$672.66
6/5/2018	358,361	PMTRX00011522	Accounts Payable	2270815	Ideal Supplies Inc	\$300.00
6/5/2018	358,362	PMTRX00011522	Accounts Payable	2270808	Ideal Supplies Inc	\$652.50
6/6/2018	357,657	PMTRX00011505	Accounts Payable	53503889010 1/3	Duke Energy	\$339.76
6/6/2018	357,674	PMTRX00011505	Accounts Payable	269721	Fisher Scientific	\$625.92
6/6/2018	357,677	PMTRX00011506	Accounts Payable	9809367999	Grainger	\$310.58
6/6/2018	357,713	PMTRX00011507	Accounts Payable	925703	Lowe's	\$1,432.62
6/6/2018	357,716	PMTRX00011507	Accounts Payable	925624..	Lowe's	\$13.07
6/6/2018	357,721	PMTRX00011507	Accounts Payable	E0500620UG	Microsoft	\$197.82
6/6/2018	357,727	PMTRX00011507	Accounts Payable	5121005 1/3	Owen Electric Cooperative Inc	\$604.26
6/6/2018	357,728	PMTRX00011507	Accounts Payable	5121003 1/3	Owen Electric Cooperative Inc	\$13,714.88
6/6/2018	357,740	PMTRX00011508	Accounts Payable	107020486	Sumerel Tire Co., Inc., Bob	\$1,373.64
6/6/2018	357,743	PMTRX00011508	Accounts Payable	KK293972	Truck and Trailer Supply	\$21.00
6/6/2018	357,744	PMTRX00011508	Accounts Payable	CI-792069	Univar USA Inc.	\$2,759.50
6/6/2018	357,748	PMTRX00011508	Accounts Payable	359338878	US Bank Equipment Finance	\$1,879.42
6/6/2018	357,768	RECVG00002364	Accounts Payable	RCT0000010452	Kaman Fluid Power	\$2,854.53
6/6/2018	358,075	PMTRX00011516	Accounts Payable	375872 00	Wilder Winnelson	\$37.89
6/6/2018	358,080	PMTRX00011516	Accounts Payable	6003387	DanSon - Aegis Protective Services	\$605.64
6/6/2018	358,089	PMTRX00011516	Accounts Payable	359309	AE Door & Window Sales	\$8,933.00
6/6/2018	358,363	PMTRX00011522	Accounts Payable	2270839	Ideal Supplies Inc	\$180.00
6/6/2018	358,364	PMTRX00011522	Accounts Payable	2270846	Ideal Supplies Inc	\$210.00
6/6/2018	358,365	PMTRX00011522	Accounts Payable	2270858	Ideal Supplies Inc	\$240.00
6/6/2018	358,464	PMTRX00011526	Accounts Payable	18-1653	Greater Comfort Heating & Air	\$135.00
6/7/2018	357,297	PMTRX00011496	Accounts Payable	CONF 06/18	Mattingly, Alex	\$201.45
6/7/2018	357,298	PMTRX00011496	Accounts Payable	MILEAGE 05/18	Mattingly, Alex	\$186.39
6/7/2018	357,348	RECVG00002361	Accounts Payable	RCT0000010425	Core & Main	\$1,250.95
6/7/2018	357,362	RECVG00002361	Accounts Payable	RCT0000010439	Core & Main	\$5,815.00
6/7/2018	357,653	PMTRX00011505	Accounts Payable	89000846202 1/3	Duke Energy	\$21.41
6/7/2018	357,671	PMTRX00011505	Accounts Payable	378642	Fisher Scientific	\$734.31
6/7/2018	357,673	PMTRX00011505	Accounts Payable	378643	Fisher Scientific	\$1,603.28
6/7/2018	357,698	PMTRX00011506	Accounts Payable	743-137920	KOI Enterprises, Inc	\$65.05
6/7/2018	357,711	PMTRX00011507	Accounts Payable	902744	Lowe's	\$110.08
6/7/2018	357,717	PMTRX00011507	Accounts Payable	2522180	Lykins Oil Company	\$856.34
6/7/2018	357,745	PMTRX00011508	Accounts Payable	CI-792271	Univar USA Inc.	\$2,777.40
6/7/2018	357,764	RECVG00002364	Accounts Payable	RCT0000010448	Viking Supply, Inc	\$9,928.00
6/7/2018	357,925	PMTRX00011513	Accounts Payable	666903	A & S Electric Supply, Inc.	\$292.56
6/7/2018	357,970	PMTRX00011514	Accounts Payable	9810838095	Grainger	\$28.10
6/7/2018	357,978	PMTRX00011514	Accounts Payable	413809	Hall's Paving & Sealing, Inc.	\$2,420.95
6/7/2018	357,988	PMTRX00011515	Accounts Payable	2270894	Ideal Supplies Inc	\$150.00
6/7/2018	357,989	PMTRX00011515	Accounts Payable	2270892	Ideal Supplies Inc	\$600.00
6/7/2018	357,990	PMTRX00011515	Accounts Payable	2270891	Ideal Supplies Inc	\$540.00
6/7/2018	357,991	PMTRX00011515	Accounts Payable	2270890	Ideal Supplies Inc	\$1,450.00
6/7/2018	358,082	PMTRX00011516	Accounts Payable	389798	Gilco	\$868.76
6/7/2018	358,263	PMTRX00011518	Accounts Payable	20459	Advantage Group Engineers Inc.	\$2,340.00
6/7/2018	358,535	PMTRX00011527	Accounts Payable	1606809	Core & Main	\$448.78
6/7/2018	358,765	PMTRX00011531	Accounts Payable	927920	Lowe's	\$25.22
6/8/2018	357,641	PMTRX00011505	Accounts Payable	32203867017 1/3	Duke Energy	\$36.39
6/8/2018	357,642	PMTRX00011505	Accounts Payable	37603707010 1/3	Duke Energy	\$8.41
6/8/2018	357,643	PMTRX00011505	Accounts Payable	38200284213 1/3	Duke Energy	\$71.30

6/8/2018	357,644	PMTRX00011505	Accounts Payable	36100729029 1/3	Duke Energy	\$11,002.25		
6/8/2018	357,645	PMTRX00011505	Accounts Payable	31902189010 1/3	Duke Energy	\$10,115.08		
6/8/2018	357,646	PMTRX00011505	Accounts Payable	40502120028 1/3	Duke Energy	\$380.42		
6/8/2018	357,647	PMTRX00011505	Accounts Payable	36800736026 1/3	Duke Energy	\$17,201.96		
6/8/2018	357,648	PMTRX00011505	Accounts Payable	8200284217 1/3	Duke Energy	\$51.35		
6/8/2018	357,649	PMTRX00011505	Accounts Payable	57603707011 1/3	Duke Energy	\$11.37		
6/8/2018	357,650	PMTRX00011505	Accounts Payable	33803662016 1/3	Duke Energy	\$58.38		
6/8/2018	357,651	PMTRX00011505	Accounts Payable	60702113019 1/3	Duke Energy	\$104,973.40		
6/8/2018	357,652	PMTRX00011505	Accounts Payable	96300067201 1/3	Duke Energy	\$115.37		
6/8/2018	357,654	PMTRX00011505	Accounts Payable	24002180010 1/3	Duke Energy	\$55.08		
6/8/2018	357,655	PMTRX00011505	Accounts Payable	95603661010 1/3	Duke Energy	\$21.17		
6/8/2018	357,690	PMTRX00011506	Accounts Payable	952129	Janell Inc.	\$179.12		
6/8/2018	357,691	PMTRX00011506	Accounts Payable	952001	Janell Inc.	\$1.75		
6/8/2018	357,693	PMTRX00011506	Accounts Payable	S100188099.001	Johnson Electric Supply Co., The	\$490.11		
6/8/2018	357,702	PMTRX00011506	Accounts Payable	NKWSDBL633284 07/18	Lincoln National Life Insurance Co.	\$5,435.39		
6/8/2018	357,712	PMTRX00011507	Accounts Payable	925921	Lowe's	\$68.70		
6/8/2018	357,746	PMTRX00011508	Accounts Payable	C0045359862	United Healthcare Insurance	\$263,215.82		
6/8/2018	357,750	PMTRX00011508	Accounts Payable	72991	Vertical Systems Elevator	\$369.63		
6/8/2018	357,760	RECVG00002364	Accounts Payable	RCT0000010444	NetGain Technologies	\$5,600.00		
6/8/2018	357,945	PMTRX00011513	Accounts Payable	4260425 1/3	Cincinnati Bell	\$129.31		
6/8/2018	357,954	PMTRX00011513	Accounts Payable	4006595601	Cintas #315	\$476.49		
6/8/2018	358,020	RECVG00002367	Accounts Payable	RCT0000010463	Consolidated Pipe & Supply Co Inc.	\$4,643.40		
6/8/2018	358,034	PMTRX00011516	Accounts Payable	1.489E+11	Office Depot, Inc.	\$636.00		
6/8/2018	358,342	PMTRX00011522	Accounts Payable	UNIFORMS 06/18	Hodges, Nathan	\$127.17		
System:	DETAILED TRIAL B 9/24/2018	12:01:21 PM	Page:	180	User Date:	9/24/2018	User ID:	skmpsen
N Ky Water District								
6/8/2018	358,366	PMTRX00011522	Accounts Payable	2270921	Ideal Supplies Inc	\$180.00		
6/8/2018	358,367	PMTRX00011522	Accounts Payable	2270902	Ideal Supplies Inc	\$300.00		
6/8/2018	358,410	PMTRX00011524	Accounts Payable	1.48872E+11	Office Depot, Inc.	\$26.31		
6/9/2018	357,669	PMTRX00011505	Accounts Payable	17338	Fastech Alarms &	\$264.06		
6/9/2018	358,689	PMTRX00011529	Accounts Payable	27642	Waste Resource Management Inc.	\$1,698.88		
6/10/2018	357,931	PMTRX00011513	Accounts Payable	Apr-18	Becknell-Coghill Inc	\$41,824.99		
6/10/2018	357,946	PMTRX00011513	Accounts Payable	2615788 715827883/21	Cincinnati Bell	\$65.77		
6/10/2018	357,947	PMTRX00011513	Accounts Payable	2611750 715827883/21	Cincinnati Bell	\$67.69		
6/10/2018	357,948	PMTRX00011513	Accounts Payable	2616788 715827883/21	Cincinnati Bell	\$65.77		
6/10/2018	357,949	PMTRX00011513	Accounts Payable	4310282 1/3	Cincinnati Bell	\$298.29		
6/10/2018	357,950	PMTRX00011513	Accounts Payable	5724798 1/3	Cincinnati Bell	\$272.69		
6/10/2018	357,951	PMTRX00011513	Accounts Payable	6665725 1/3	Cincinnati Bell	\$3,033.43		
6/11/2018	357,392	PMTRX00011499	Accounts Payable	DAMAGES 06/18	Kelly, Keith	\$1,523.50		
6/11/2018	357,611	PMTRX00011504	Accounts Payable	P32033	Bobcat Enterprises, Inc.	\$145.21		
6/11/2018	357,629	PMTRX00011504	Accounts Payable	246135	Crescent Springs Hardware	\$5.98		
6/11/2018	357,632	PMTRX00011505	Accounts Payable	12306	Dons Garage Inc	\$114.50		
6/11/2018	357,672	PMTRX00011505	Accounts Payable	553718	Fisher Scientific	\$65.93		
6/11/2018	357,695	PMTRX00011506	Accounts Payable	405246-001	Kaman Fluid Power	\$487.57		
6/11/2018	357,699	PMTRX00011506	Accounts Payable	733-536627	KOI Enterprises, Inc	\$369.51		
6/11/2018	357,714	PMTRX00011507	Accounts Payable	927747	Lowe's	\$173.49		
6/11/2018	357,723	PMTRX00011507	Accounts Payable	51085248	OFFICETEAM, Specialized Admin. Staffing	\$798.00		
6/11/2018	357,724	PMTRX00011507	Accounts Payable	51086631	OFFICETEAM, Specialized Admin. Staffing	\$824.80		
6/11/2018	357,742	PMTRX00011508	Accounts Payable	SRV020330	TrinSoft, LLC	\$340.00		
6/11/2018	357,921	PMTRX00011513	Accounts Payable	46206	Airport Towing	\$193.00		
6/11/2018	357,977	PMTRX00011514	Accounts Payable	413810	Hall's Paving & Sealing, Inc.	\$2,403.39		
6/11/2018	358,011	PMTRX00011515	Accounts Payable	5619454	Mower Express, Inc.	\$126.08		
6/11/2018	358,067	PMTRX00011516	Accounts Payable	18338	Taylor Brothers Excavating	\$220.00		
6/11/2018	358,408	PMTRX00011524	Accounts Payable	1.45365E+11	Office Depot, Inc.	\$40.38		
6/11/2018	358,409	PMTRX00011524	Accounts Payable	1.49485E+11	Office Depot, Inc.	\$53.55		
6/11/2018	358,655	PMTRX00011529	Accounts Payable	246125	Crescent Springs Hardware	\$54.95		
6/11/2018	358,718	PMTRX00011530	Accounts Payable	1.80607E+11	Boone-Kenton Lumber Supply Co.	\$12.47		
6/11/2018	358,766	PMTRX00011531	Accounts Payable	910655	Lowe's	\$33.24		
6/12/2018	357,398	PMTRX00011500	Accounts Payable	061518DEFCOMP	Kentucky State Treasurer	\$6,279.27		

6/12/2018	357,399	PMCHK00007073	Accounts Payable	94625	Kentucky State Treasurer	\$6,279.27		
6/12/2018	357,405	PMCHK00007074	Accounts Payable	94626	Around the Clock Answering Service	\$493.50		
6/12/2018	357,406	PMCHK00007074	Accounts Payable	94627	Arts Rental Equipment & Supply	\$52.29		
6/12/2018	357,407	PMCHK00007074	Accounts Payable	94628	A & S Electric Supply, Inc.	\$54.00		
6/12/2018	357,408	PMCHK00007074	Accounts Payable	94629	Badger Daylighting Corp.	\$1,630.00		
6/12/2018	357,409	PMCHK00007074	Accounts Payable	94630	Badger Meter, Inc	\$69.00		
6/12/2018	357,410	PMCHK00007074	Accounts Payable	94631	Blood Hound, Inc	\$300.00		
6/12/2018	357,411	PMCHK00007074	Accounts Payable	94632	Bonded Lock Service LLC	\$216.36		
6/12/2018	357,412	PMCHK00007074	Accounts Payable	94633	George E. Booth, Inc.	\$606.91		
6/12/2018	357,413	PMCHK00007074	Accounts Payable	94634	Bray Trucking Inc.	\$4,335.41		
6/12/2018	357,414	PMCHK00007074	Accounts Payable	94635	Bray Truck & Parts	\$1,053.64		
6/12/2018	357,415	PMCHK00007074	Accounts Payable	94636	Buckeye Power Sales Co., Inc	\$2,312.58		
6/12/2018	357,416	PMCHK00007074	Accounts Payable	94637	Bullitt Co. Belting & Supply	\$326.74		
6/12/2018	357,417	PMCHK00007074	Accounts Payable	94638	Butler Lawn Care & Landscaping	\$5,020.00		
6/12/2018	357,418	PMCHK00007074	Accounts Payable	94639	CBTS	\$167.00		
6/12/2018	357,419	PMCHK00007074	Accounts Payable	94640	CDW Government Inc.	\$57.45		
6/12/2018	357,420	PMCHK00007074	Accounts Payable	94641	Cincinnati Bell	\$1,718.70		
6/12/2018	357,421	PMCHK00007074	Accounts Payable	94642	Cintas #315	\$3,313.32		
6/12/2018	357,422	PMCHK00007074	Accounts Payable	94643	Cobalt Civil	\$653.80		
6/12/2018	357,423	PMCHK00007074	Accounts Payable	94644	Core & Main	\$9,108.36		
6/12/2018	357,424	PMCHK00007074	Accounts Payable	94645	Correlated Products, Inc.	\$542.96		
6/12/2018	357,425	PMCHK00007074	Accounts Payable	94646	CPI International	\$153.00		
6/12/2018	357,426	PMCHK00007074	Accounts Payable	94647	Crescent Springs Hardware	\$160.37		
6/12/2018	357,427	PMCHK00007074	Accounts Payable	94648	DeBra-Kuempel	\$653.60		
6/12/2018	357,428	PMCHK00007074	Accounts Payable	94649	Dennison Deanna	\$35.21		
6/12/2018	357,429	PMCHK00007074	Accounts Payable	94650	Document Destruction	\$140.00		
6/12/2018	357,430	PMCHK00007074	Accounts Payable	94651	Dons Garage Inc	\$468.92		
6/12/2018	357,431	PMCHK00007074	Accounts Payable	94652	DreamWorld Printing	\$293.00		
6/12/2018	357,432	PMCHK00007074	Accounts Payable	94653	Duke Energy	\$47,511.69		
6/12/2018	357,433	PMCHK00007074	Accounts Payable	94654	Employers Resource Association	\$350.00		
6/12/2018	357,434	PMCHK00007074	Accounts Payable	94655	Environmental Resource Assoc	\$267.78		
6/12/2018	357,435	PMCHK00007074	Accounts Payable	94656	Evans Landscaping	\$448.39		
6/12/2018	357,436	PMCHK00007074	Accounts Payable	94657	EyeMed	\$1,247.46		
6/12/2018	357,437	PMCHK00007074	Accounts Payable	94658	Fastenal Company	\$116.33		
6/12/2018	357,438	PMCHK00007074	Accounts Payable	94659	Ferguson Waterworks	\$5,283.18		
6/12/2018	357,439	PMCHK00007074	Accounts Payable	94660	Fifth Third Bank-Visa	\$1,980.97		
6/12/2018	357,440	PMCHK00007074	Accounts Payable	94661	Fisher Scientific	\$1,686.28		
6/12/2018	357,441	PMCHK00007074	Accounts Payable	94662	Florence Winwater Works	\$22,237.76		
6/12/2018	357,442	PMCHK00007074	Accounts Payable	94663	Flynn, Jason	\$750.00		
6/12/2018	357,443	PMCHK00007074	Accounts Payable	94664	Fortiline, Inc.	\$285.00		
6/12/2018	357,444	PMCHK00007074	Accounts Payable	94665	Geo Science Consultants	\$220.00		
System:	DETAILED TRIAL B 9/24/2018	12:01:21 PM	Page:	181	User Date:	9/24/2018	User ID:	skampsen
N Ky Water District								
6/12/2018	357,445	PMCHK00007074	Accounts Payable	94666	Goettle, Richard	\$499.62		
6/12/2018	357,446	PMCHK00007074	Accounts Payable	94667	Grainger	\$48.96		
6/12/2018	357,447	PMCHK00007074	Accounts Payable	94668	Graybar Electric Co Inc	\$247.06		
6/12/2018	357,448	PMCHK00007074	Accounts Payable	94669	Greater Comfort Heating & Air	\$525.00		
6/12/2018	357,449	PMCHK00007074	Accounts Payable	94670	Hach Company	\$627.89		
6/12/2018	357,450	PMCHK00007074	Accounts Payable	94671	Hall's Paving & Sealing, Inc.	\$5,875.63		
6/12/2018	357,451	PMCHK00007074	Accounts Payable	94672	Harrington Industrial Plastics	\$28.08		
6/12/2018	357,452	PMCHK00007074	Accounts Payable	94673	Ideal Supplies Inc	\$3,475.75		
6/12/2018	357,453	PMCHK00007074	Accounts Payable	94674	Janell Inc.	\$133.90		
6/12/2018	357,454	PMCHK00007074	Accounts Payable	94675	Johnson Electric Supply Co., The	\$160.13		
6/12/2018	357,455	PMCHK00007074	Accounts Payable	94676	Kelly, Keith	\$1,523.50		
6/12/2018	357,456	PMCHK00007074	Accounts Payable	94677	KEMI	\$12,809.35		
6/12/2018	357,457	PMCHK00007074	Accounts Payable	94678	Klingenbergs - Covington	\$39.92		
6/12/2018	357,458	PMCHK00007074	Accounts Payable	94679	Krallman, Phil	\$113.80		
6/12/2018	357,459	PMCHK00007074	Accounts Payable	94680	Kucharski, Sarah	\$211.48		
6/12/2018	357,460	PMCHK00007074	Accounts Payable	94681	Len Riegler Blacktop, Inc.	\$187.86		



6/12/2018	357,461	PMCHK00007074	Accounts Payable	94682	LexisNexis	\$95.00		
6/12/2018	357,462	PMCHK00007074	Accounts Payable	94683	Literature Fulfillment Services	\$14,038.56		
6/12/2018	357,463	PMCHK00007074	Accounts Payable	94684	Lonkard Construction	\$291.83		
6/12/2018	357,464	PMCHK00007074	Accounts Payable	94685	Lowe's	\$866.49		
6/12/2018	357,465	PMCHK00007074	Accounts Payable	94686	Lykins Oil Company	\$7,803.78		
6/12/2018	357,466	PMCHK00007074	Accounts Payable	94687	Mainstrasse Village Assoc.	\$191.19		
6/12/2018	357,467	PMCHK00007074	Accounts Payable	94688	Mark's Garage	\$262.91		
6/12/2018	357,468	PMCHK00007074	Accounts Payable	94689	Matheson Tri-Gas, Inc.	\$904.09		
6/12/2018	357,469	PMCHK00007074	Accounts Payable	94690	Mattingly, Alex	\$387.84		
6/12/2018	357,470	PMCHK00007074	Accounts Payable	94691	Meyers, Tracy	\$171.98		
6/12/2018	357,471	PMCHK00007074	Accounts Payable	94692	Miller Pipeline	\$260.39		
6/12/2018	357,472	PMCHK00007074	Accounts Payable	94693	Mobilcomm Inc.	\$963.00		
6/12/2018	357,473	PMCHK00007074	Accounts Payable	94694	No Ky Chamber of Commerce	\$30.00		
6/12/2018	357,474	PMCHK00007074	Accounts Payable	94695	Office Depot, Inc.	\$330.56		
6/12/2018	357,475	PMCHK00007074	Accounts Payable	94696	Ohio Bureau of Workers Compensation	\$120.00		
6/12/2018	357,476	PMCHK00007074	Accounts Payable	94697	O'Reilly Auto Parts	\$49.99		
6/12/2018	357,477	PMCHK00007074	Accounts Payable	94698	Orr Safety Corporation	\$356.73		
6/12/2018	357,478	PMCHK00007074	Accounts Payable	94699	Otis Elevator Company	\$686.70		
6/12/2018	357,479	PMCHK00007074	Accounts Payable	94700	Owen Electric Cooperative Inc	\$33.65		
6/12/2018	357,480	PMCHK00007074	Accounts Payable	94701	Pension Corporation of America	\$6,071.90		
6/12/2018	357,481	PMCHK00007074	Accounts Payable	94702	Pirtek Reading Road	\$442.44		
6/12/2018	357,482	PMCHK00007074	Accounts Payable	94703	Prus Construction	\$295.33		
6/12/2018	357,483	PMCHK00007074	Accounts Payable	94704	Raziano Lisa	\$43.56		
6/12/2018	357,484	PMCHK00007074	Accounts Payable	94705	R & M Welding Products Inc	\$293.63		
6/12/2018	357,485	PMCHK00007074	Accounts Payable	94706	RNK Environmental Inc	\$390.00		
6/12/2018	357,486	PMCHK00007074	Accounts Payable	94707	RUMPKE	\$549.27		
6/12/2018	357,487	PMCHK00007074	Accounts Payable	94708	Kyle Ryan	\$150.00		
6/12/2018	357,488	PMCHK00007074	Accounts Payable	94709	Sanitation District No. 1	\$4,086.89		
6/12/2018	357,489	PMCHK00007074	Accounts Payable	94710	Sanitation District No. 1	\$142.13		
6/12/2018	357,490	PMCHK00007074	Accounts Payable	94711	Jeff Schuchter	\$117.18		
6/12/2018	357,491	PMCHK00007074	Accounts Payable	94712	Snodgrass, Susan	\$134.64		
6/12/2018	357,492	PMCHK00007074	Accounts Payable	94713	Staples Advantage	\$55.83		
6/12/2018	357,493	PMCHK00007074	Accounts Payable	94714	Stoll Keenon Ogden PLLC	\$331.50		
6/12/2018	357,494	PMCHK00007074	Accounts Payable	94715	Sugar Shack's Water	\$35.21		
6/12/2018	357,495	PMCHK00007074	Accounts Payable	94716	Sumerel Tire Co., Inc., Bob	\$266.38		
6/12/2018	357,496	PMCHK00007074	Accounts Payable	94717	SWS Environmental	\$72.38		
6/12/2018	357,497	PMCHK00007074	Accounts Payable	94718	Time Warner Cable	\$249.65		
6/12/2018	357,498	PMCHK00007074	Accounts Payable	94719	TrinSoft, LLC	\$85.00		
6/12/2018	357,499	PMCHK00007074	Accounts Payable	94720	Truck and Trailer Supply	\$215.01		
6/12/2018	357,500	PMCHK00007074	Accounts Payable	94721	Ultra Scientific Analytical Solutions	\$560.31		
6/12/2018	357,501	PMCHK00007074	Accounts Payable	94722	Univar USA Inc.	\$2,765.06		
6/12/2018	357,502	PMCHK00007074	Accounts Payable	94723	United Window Cleaning Co., Inc.	\$40.00		
6/12/2018	357,503	PMCHK00007074	Accounts Payable	94724	USALCO	\$5,921.24		
6/12/2018	357,504	PMCHK00007074	Accounts Payable	94725	Valor LLC	\$532.98		
6/12/2018	357,505	PMCHK00007074	Accounts Payable	94726	Verizon Wireless	\$8,324.13		
6/12/2018	357,506	PMCHK00007074	Accounts Payable	94727	Viking Supply, Inc	\$938.70		
6/12/2018	357,507	PMCHK00007074	Accounts Payable	94728	Waste Resource Management Inc.	\$2,149.44		
6/12/2018	357,508	PMCHK00007074	Accounts Payable	94729	Wex Bank	\$17,131.93		
6/12/2018	357,509	PMCHK00007074	Accounts Payable	94730	Wilhelm, FA	\$206.78		
6/12/2018	357,510	PMCHK00007074	Accounts Payable	94731	Wylser, Jeff	\$54.51		
6/12/2018	357,630	PMTRX00011504	Accounts Payable	246176	Crescent Springs Hardware	\$5.99		
6/12/2018	357,705	PMTRX00011507	Accounts Payable	927934	Lowe's	\$166.51		
6/12/2018	357,707	PMTRX00011507	Accounts Payable	927033	Lowe's	\$186.12		
6/12/2018	357,730	PMTRX00011507	Accounts Payable	MILEAGE 05-06,2018	Matt Piccirillo	\$227.27		
6/12/2018	357,737	PMTRX00011508	Accounts Payable	9919	Scientific Equipment Service, Inc.	\$660.00		
6/12/2018	357,752	PMTRX00011508	Accounts Payable	MILEAGE 06/18	Steve Vogelpohl	\$99.19		
6/12/2018	357,922	PMTRX00011513	Accounts Payable	18-74504	All Safe Industries, Inc.	\$2,301.80		
6/12/2018	357,957	PMTRX00011513	Accounts Payable	64009884	DeZurik, Inc.	\$246.00		
System:	DETAILED TRIAL B 9/24/2018	12:01:21 PM	Page:	182	User Date:	9/24/2018	User ID:	skampsen

N Ky Water District

6/12/2018	357,961	PMTRX00011513	Accounts Payable	43500863200	1/3	Duke Energy	\$2,035.73
6/12/2018	357,962	PMTRX00011513	Accounts Payable	54000843205	1/3	Duke Energy	\$29.53
6/12/2018	357,963	PMTRX00011513	Accounts Payable	52800530202	1/3	Duke Energy	\$48.50
6/12/2018	357,964	PMTRX00011513	Accounts Payable	71100846203	1/3	Duke Energy	\$22.93
6/12/2018	357,981	PMTRX00011514	Accounts Payable	024J9766		Harrington Industrial Plastics	\$178.80
6/12/2018	357,987	PMTRX00011515	Accounts Payable	2270982		Ideal Supplies Inc	\$360.00
6/12/2018	358,004	PMTRX00011515	Accounts Payable	2525594		Lykins Oil Company	\$1,096.16
6/12/2018	358,017	RECVG00002367	Accounts Payable	RCT0000010460		Ferguson Waterworks	\$2,253.34
6/12/2018	358,024	RECVG00002368	Accounts Payable	RCT0000010464		Hach Company	\$1,149.71
6/12/2018	358,079	PMTRX00011516	Accounts Payable	7315172		CBT Company	\$246.64
6/12/2018	358,088	PMTRX00011516	Accounts Payable	1142821		Glenwood Elec Inc.	\$981.90
6/12/2018	358,354	PMTRX00011522	Accounts Payable	2270970		Ideal Supplies Inc	\$180.00
6/12/2018	358,355	PMTRX00011522	Accounts Payable	2270966		Ideal Supplies Inc	\$797.50
6/12/2018	358,412	PMTRX00011524	Accounts Payable	1.5131E+11		Office Depot, Inc.	\$178.62
6/12/2018	358,518	PMTRX00011526	Accounts Payable	1309571		USALCO	\$2,975.96
6/13/2018	357,602	PMTRX00011504	Accounts Payable	351809-3		Arts Rental Equipment & Supply	\$39.40
6/13/2018	357,628	PMTRX00011504	Accounts Payable	A252151		Cottingham True Value	\$4.47
6/13/2018	357,633	PMTRX00011505	Accounts Payable	12337		Dons Garage Inc	\$305.82
6/13/2018	357,675	PMTRX00011505	Accounts Payable	58395		Fouser Environmental Services	\$140.00
6/13/2018	357,706	PMTRX00011507	Accounts Payable	927176..		Lowe's	\$155.10
6/13/2018	357,709	PMTRX00011507	Accounts Payable	914477		Lowe's	\$11.39
6/13/2018	357,710	PMTRX00011507	Accounts Payable	925644		Lowe's	\$11.31
6/13/2018	357,756	PMTRX00011508	Accounts Payable	918214		Lowe's	\$16.77
6/13/2018	357,757	PMTRX00011508	Accounts Payable	927147..		Lowe's	\$41.57
6/13/2018	357,766	RECVG00002364	Accounts Payable	RCT0000010450		Rodney Miles Body Shop	\$4,620.00
6/13/2018	357,767	RECVG00002364	Accounts Payable	RCT0000010451		Electrical Certification, Inc	\$5,750.00
6/13/2018	357,952	PMTRX00011513	Accounts Payable	4006729867		Cintas #315	\$671.46
6/13/2018	357,958	PMTRX00011513	Accounts Payable	12334		Dons Garage Inc	\$203.14
6/13/2018	357,965	PMTRX00011513	Accounts Payable	4403644019	1/3	Duke Energy	\$22.64
6/13/2018	357,966	PMTRX00011514	Accounts Payable	6-212-29140		Federal Express	\$8.90
6/13/2018	357,967	PMTRX00011514	Accounts Payable	6-211-15069		Federal Express	\$30.69
6/13/2018	357,995	PMTRX00011515	Accounts Payable	TRAINING 07/18		King, Gerald	\$100.00
6/13/2018	358,010	PMTRX00011515	Accounts Payable	384554		Minuteman/Design Press	\$92.00
6/13/2018	358,038	PMTRX00011516	Accounts Payable	INV4403836		Orr Safety Corporation	\$1,098.52
6/13/2018	358,043	PMTRX00011516	Accounts Payable	3078		Pro Transmission	\$237.40
6/13/2018	358,052	PMTRX00011516	Accounts Payable	3209120500000	1/3	Sanitation District No. 1	\$15.12
6/13/2018	358,053	PMTRX00011516	Accounts Payable	3244550009000	1/3	Sanitation District No. 1	\$108.86
6/13/2018	358,054	PMTRX00011516	Accounts Payable	3276030500000	1/3	Sanitation District No. 1	\$15.12
6/13/2018	358,076	PMTRX00011516	Accounts Payable	549511		Wildman Corporate Apparel	\$105.00
6/13/2018	358,077	PMTRX00011516	Accounts Payable	549507		Wildman Corporate Apparel	\$105.00
6/13/2018	358,083	PMTRX00011516	Accounts Payable	9817390223		Grainger	\$333.03
6/13/2018	358,301	PMTRX00011518	Accounts Payable	CR-K081601		Environmental Resource Assoc	\$156.63
6/13/2018	358,307	PMTRX00011518	Accounts Payable	751067		Fisher Scientific	\$81.59
6/13/2018	358,346	PMTRX00011522	Accounts Payable	2271019		Ideal Supplies Inc	\$480.00
6/13/2018	358,368	PMTRX00011522	Accounts Payable	2271005		Ideal Supplies Inc	\$540.00
6/13/2018	358,369	PMTRX00011522	Accounts Payable	2271000		Ideal Supplies Inc	\$227.00
6/13/2018	358,413	PMTRX00011524	Accounts Payable	1.48871E+11		Office Depot, Inc.	\$1,025.00
6/13/2018	358,415	PMTRX00011524	Accounts Payable	1.5067E+11		Office Depot, Inc.	\$10.98
6/13/2018	358,416	PMTRX00011524	Accounts Payable	1.5067E+11		Office Depot, Inc.	\$79.75
6/13/2018	358,422	PMTRX00011524	Accounts Payable	6131318		Randy's Rugged Wear	\$1,826.98
6/13/2018	358,484	PMTRX00011526	Accounts Payable	2271023		Ideal Supplies Inc	\$283.75
6/13/2018	358,521	PMTRX00011526	Accounts Payable	549237		Wildman Corporate Apparel	\$98.18
6/13/2018	358,761	PMTRX00011531	Accounts Payable	7315955		CBT Company	\$101.21
6/13/2018	358,762	PMTRX00011531	Accounts Payable	NBK4745		CDW Government Inc.	\$766.30
6/14/2018	357,627	PMTRX00011504	Accounts Payable	MILEAGE 01-06, 2018		Clemons, Kim	\$254.52
6/14/2018	357,754	PMTRX00011508	Accounts Payable	CDL 06/18		Augur, Michael	\$26.00
6/14/2018	357,755	PMTRX00011508	Accounts Payable	16TH INSTALLMENT		City of Taylor Mill	\$50,000.00
6/14/2018	357,934	PMTRX00011513	Accounts Payable	4411893	1/3	Cincinnati Bell	\$219.72

6/14/2018	357,935	PMTRX00011513	Accounts Payable	4411013 1/3	Cincinnati Bell	\$112.15		
6/14/2018	357,936	PMTRX00011513	Accounts Payable	4410896 1/3	Cincinnati Bell	\$61.42		
6/14/2018	357,937	PMTRX00011513	Accounts Payable	4410815 1/3	Cincinnati Bell	\$204.06		
6/14/2018	357,938	PMTRX00011513	Accounts Payable	4410675 1/3	Cincinnati Bell	\$176.71		
6/14/2018	357,939	PMTRX00011513	Accounts Payable	4419432 1/3	Cincinnati Bell	\$135.39		
6/14/2018	357,940	PMTRX00011513	Accounts Payable	4414090 1/3	Cincinnati Bell	\$407.10		
6/14/2018	357,941	PMTRX00011513	Accounts Payable	4413805 1/3	Cincinnati Bell	\$117.35		
6/14/2018	357,942	PMTRX00011513	Accounts Payable	4413130 1/3	Cincinnati Bell	\$67.69		
6/14/2018	357,943	PMTRX00011513	Accounts Payable	4413118 1/3	Cincinnati Bell	\$65.77		
6/14/2018	357,944	PMTRX00011513	Accounts Payable	4419198 1/3	Cincinnati Bell	\$174.32		
6/14/2018	357,959	PMTRX00011513	Accounts Payable	20102202016 1/3	Duke Energy	\$18.64		
6/14/2018	357,971	PMTRX00011514	Accounts Payable	9818723497	Grainger	\$117.54		
6/14/2018	357,980	PMTRX00011514	Accounts Payable	024J9820	Harrington Industrial Plastics	\$87.92		
6/14/2018	357,996	PMTRX00011515	Accounts Payable	28811	KWOWA	\$60.00		
6/14/2018	358,019	RECVG00002367	Accounts Payable	RCT0000010462	Florence Winwater Works	\$3,744.00		
6/14/2018	358,030	PMTRX00011516	Accounts Payable	MTG 06/14/18	No Ky Public Works Association	\$30.00		
System:	DETAILED TRIAL B 9/24/2018	12:01:21 PM	Page:	183	User Date:	9/24/2018	User ID:	skampsen
N Ky Water District								
6/14/2018	358,037	PMTRX00011516	Accounts Payable	INV4405299	Orr Safety Corporation	\$315.36		
6/14/2018	358,040	PMTRX00011516	Accounts Payable	5121000 1/3	Owen Electric Cooperative Inc	\$42.88		
6/14/2018	358,041	PMTRX00011516	Accounts Payable	5121001 1/3	Owen Electric Cooperative Inc	\$36.50		
6/14/2018	358,055	PMTRX00011516	Accounts Payable	LICENSE 06/18	Jeff Schuchter	\$150.00		
6/14/2018	358,068	PMTRX00011516	Accounts Payable	115850401 1/3	Time Warner Cable	\$125.00		
6/14/2018	358,081	PMTRX00011516	Accounts Payable	97600131200 1/3	Duke Energy	\$24.08		
6/14/2018	358,305	PMTRX00011518	Accounts Payable	885050	Fisher Scientific	\$214.69		
6/14/2018	358,347	PMTRX00011522	Accounts Payable	2271065	Ideal Supplies Inc	\$300.00		
6/14/2018	358,348	PMTRX00011522	Accounts Payable	2271073	Ideal Supplies Inc	\$600.00		
6/14/2018	358,356	PMTRX00011522	Accounts Payable	2271060	Ideal Supplies Inc	\$240.00		
6/14/2018	358,357	PMTRX00011522	Accounts Payable	2271059	Ideal Supplies Inc	\$255.38		
6/14/2018	358,358	PMTRX00011522	Accounts Payable	2271043	Ideal Supplies Inc	\$300.00		
6/14/2018	358,359	PMTRX00011522	Accounts Payable	2271042	Ideal Supplies Inc	\$313.75		
6/14/2018	358,414	PMTRX00011524	Accounts Payable	1.5067E+11	Office Depot, Inc.	\$7.98		
6/14/2018	358,417	PMTRX00011524	Accounts Payable	1.51812E+11	Office Depot, Inc.	\$103.49		
6/14/2018	358,418	PMTRX00011524	Accounts Payable	1.51662E+11	Office Depot, Inc.	\$135.67		
6/14/2018	358,421	PMTRX00011524	Accounts Payable	8000900010891780JN18	Pitney Bowes Inc.	\$3,000.00		
6/14/2018	358,508	PMTRX00011526	Accounts Payable	39096175	Trane U.S., Inc.	\$1,443.00		
6/14/2018	358,517	PMTRX00011526	Accounts Payable	599628	USA Bluebook	\$147.70		
6/14/2018	358,881	PMTRX00011533	Accounts Payable	1655	Butler Lawn Care & Landscaping	\$7,915.00		
6/15/2018	357,924	PMTRX00011513	Accounts Payable	352975-4	Arts Rental Equipment & Supply	\$59.65		
6/15/2018	357,926	PMTRX00011513	Accounts Payable	667300	A & S Electric Supply, Inc.	\$83.42		
6/15/2018	357,953	PMTRX00011513	Accounts Payable	4006803279	Cintas #315	\$402.97		
6/15/2018	357,960	PMTRX00011513	Accounts Payable	37103690014 1/3	Duke Energy	\$22.23		
6/15/2018	358,001	PMTRX00011515	Accounts Payable	925886	Lowe's	\$25.19		
6/15/2018	358,002	PMTRX00011515	Accounts Payable	925975	Lowe's	\$20.57		
6/15/2018	358,009	PMTRX00011515	Accounts Payable	384565	Minuteman/Design Press	\$46.50		
6/15/2018	358,025	RECVG00002368	Accounts Payable	RCT0000010465	Consolidated Pipe & Supply Co Inc.	\$612.25		
6/15/2018	358,028	RECVG00002369	Accounts Payable	RCT0000010466	United Electric Co. Inc	\$6,861.00		
6/15/2018	358,062	PMTRX00011516	Accounts Payable	B245328	Southern States	\$91.10		
6/15/2018	358,085	PMTRX00011516	Accounts Payable	120153	Kent Refrigeration Company	\$138.96		
6/15/2018	358,267	PMTRX00011518	Accounts Payable	352981-4	Arts Rental Equipment & Supply	\$26.50		
6/15/2018	358,339	PMTRX00011522	Accounts Payable	JUNE 2018 STMNT	Heritage Bank	\$4,075.13		
6/15/2018	358,344	PMTRX00011522	Accounts Payable	2271089	Ideal Supplies Inc	\$680.00		
6/15/2018	358,345	PMTRX00011522	Accounts Payable	2271103	Ideal Supplies Inc	\$180.00		
6/15/2018	358,360	PMTRX00011522	Accounts Payable	2271096	Ideal Supplies Inc	\$720.00		
6/15/2018	358,376	PMTRX00011522	Accounts Payable	9017593754	Kemira Water Solutions, Inc.	\$3,610.11		
6/15/2018	358,462	PMTRX00011526	Accounts Payable	18-1726	Greater Comfort Heating & Air	\$360.00		
6/15/2018	358,490	PMTRX00011526	Accounts Payable	REFUND CREDIT 06/18	Ketola, Harold	\$188.12		
6/15/2018	358,500	PMTRX00011526	Accounts Payable	6141518	Randy's Rugged Wear	\$1,830.63		
6/15/2018	358,522	PMTRX00011526	Accounts Payable	549973	Wildman Corporate Apparel	\$99.20		

6/15/2018	358,534	RECVG00002371	Accounts Payable	RCT0000010476	Core & Main		\$1,301.25
6/15/2018	358,670	PMTRX00011529	Accounts Payable	TRAVEL 05/18	Lovan, Ron		\$114.42
6/15/2018	358,721	PMTRX00011530	Accounts Payable	1.80607E+11	Boone-Kenton Lumber Supply Co.		\$681.72
6/15/2018	358,733	PMTRX00011530	Accounts Payable	HRP-0000123084	Human Resource Profile Inc		\$100.00
6/15/2018	358,898	PMTRX00011533	Accounts Payable	INV15007470	Verizon Wireless		\$1,805.00
6/16/2018	357,986	PMTRX00011514	Accounts Payable	350859270	Humana Dental Ins. Co.		\$1,006.95
6/16/2018	358,051	PMTRX00011516	Accounts Payable	2012000100000 1/3	Sanitation District No. 1		\$55.94
6/16/2018	358,280	PMTRX00011518	Accounts Payable	4410813 1/3	Cincinnati Bell		\$69.12
6/16/2018	358,506	PMTRX00011526	Accounts Payable	9020812921	Thermo Electron NA LLC		\$593.83
6/16/2018	358,679	PMTRX00011529	Accounts Payable	9455009900000 1/3	Sanitation District No. 1		\$15.62
6/16/2018	358,688	PMTRX00011529	Accounts Payable	27652	Waste Resource Management Inc.		\$698.24
6/18/2018	357,769	PMTRX00011509	Accounts Payable	062218DEFCOMP	Kentucky State Treasurer		\$6,279.27
6/18/2018	357,770	PMCHK00007078	Accounts Payable	94732	Kentucky State Treasurer	\$6,279.27	
6/18/2018	357,771	PMCHK00007079	Accounts Payable	94733	Abraxis, LLC	\$1,678.00	
6/18/2018	357,772	PMCHK00007079	Accounts Payable	94734	ALS Group USA, Corp.	\$150.00	
6/18/2018	357,773	PMCHK00007079	Accounts Payable	94735	Arts Rental Equipment & Supply	\$101.40	
6/18/2018	357,774	PMCHK00007079	Accounts Payable	94736	Augur, Michael	\$26.00	
6/18/2018	357,775	PMCHK00007079	Accounts Payable	94737	AWWA	\$621.00	
6/18/2018	357,776	PMCHK00007079	Accounts Payable	94738	B C Engineering Co	\$334.65	
6/18/2018	357,777	PMCHK00007079	Accounts Payable	94739	BL Anderson Co. Inc.	\$404.24	
6/18/2018	357,778	PMCHK00007079	Accounts Payable	94740	Blue Chip Express & Courier Service	\$210.00	
6/18/2018	357,779	PMCHK00007079	Accounts Payable	94741	Bobcat Enterprises, Inc.	\$145.21	
6/18/2018	357,780	PMCHK00007079	Accounts Payable	94742	Bray Truck & Parts	\$239.72	
6/18/2018	357,781	PMCHK00007079	Accounts Payable	94743	Cains Customs Inc.	\$675.00	
6/18/2018	357,782	PMCHK00007079	Accounts Payable	94744	Chemrite, Inc.	\$23,809.68	
6/18/2018	357,783	PMCHK00007079	Accounts Payable	94745	Cincinnati Bell	\$10,437.25	
6/18/2018	357,784	PMCHK00007079	Accounts Payable	94746	Cintas #315	\$496.44	
6/18/2018	357,785	PMCHK00007079	Accounts Payable	94747	City of Taylor Mill	\$50,000.00	
6/18/2018	357,786	PMCHK00007079	Accounts Payable	94748	Clemons, Kim	\$254.52	
6/18/2018	357,787	PMCHK00007079	Accounts Payable	94749	Cottingham True Value	\$4.47	
6/18/2018	357,788	PMCHK00007079	Accounts Payable	94750	Crescent Springs Hardware	\$11.97	
6/18/2018	357,789	PMCHK00007079	Accounts Payable	94751	Documents Online, Inc.	\$6,140.00	
6/18/2018	357,790	PMCHK00007079	Accounts Payable	94752	Dons Garage Inc	\$2,947.63	
System:	DETAILED TRIAL B 9/24/2018	12:01:21 PM	Page:	184	User Date:	9/24/2018	User ID: skampsen
N Ky Water District							
6/18/2018	357,791	PMCHK00007079	Accounts Payable	94753	Duke Energy	\$174,600.59	
6/18/2018	357,792	PMCHK00007079	Accounts Payable	94754	Edgewood Electric Inc	\$295.00	
6/18/2018	357,793	PMCHK00007079	Accounts Payable	94755	Electrical Certification, Inc	\$5,750.00	
6/18/2018	357,794	PMCHK00007079	Accounts Payable	94756	Environmental Resource Assoc	\$269.19	
6/18/2018	357,795	PMCHK00007079	Accounts Payable	94757	Fastech Alarms &	\$264.06	
6/18/2018	357,796	PMCHK00007079	Accounts Payable	94758	Fedders Feed Co., J. H.	\$13.90	
6/18/2018	357,797	PMCHK00007079	Accounts Payable	94759	Fisher Scientific	\$3,029.44	
6/18/2018	357,798	PMCHK00007079	Accounts Payable	94760	Fouser Environmental Services	\$140.00	
6/18/2018	357,799	PMCHK00007079	Accounts Payable	94761	Grainger	\$621.16	
6/18/2018	357,800	PMCHK00007079	Accounts Payable	94762	Greater Comfort Heating & Air	\$1,967.31	
6/18/2018	357,801	PMCHK00007079	Accounts Payable	94763	Hach Company	\$1,355.32	
6/18/2018	357,802	PMCHK00007079	Accounts Payable	94764	Hall's Paving & Sealing, Inc.	\$4,626.46	
6/18/2018	357,803	PMCHK00007079	Accounts Payable	94765	Ideal Supplies Inc	\$2,020.50	
6/18/2018	357,804	PMCHK00007079	Accounts Payable	94766	Janell Inc.	\$180.87	
6/18/2018	357,805	PMCHK00007079	Accounts Payable	94767	J K Meurer Corp.	\$45,408.75	
6/18/2018	357,806	PMCHK00007079	Accounts Payable	94768	Johnson Electric Supply Co., The	\$490.11	
6/18/2018	357,807	PMCHK00007079	Accounts Payable	94769	Jolly Plumbing	\$2,683.74	
6/18/2018	357,808	PMCHK00007079	Accounts Payable	94770	Kaman Fluid Power	\$3,342.10	
6/18/2018	357,809	PMCHK00007079	Accounts Payable	94771	Kemira Water Solutions, Inc.	\$4,937.93	
6/18/2018	357,810	PMCHK00007079	Accounts Payable	94772	Kens Crescent Springs Service	\$87.00	
6/18/2018	357,811	PMCHK00007079	Accounts Payable	94773	KOI Enterprises, Inc	\$497.01	
6/18/2018	357,812	PMCHK00007079	Accounts Payable	94774	Kentucky State Treasurer	\$600.00	
6/18/2018	357,813	PMCHK00007079	Accounts Payable	94775	Lincoln National Life Insurance Co.	\$5,435.39	
6/18/2018	357,814	PMCHK00007079	Accounts Payable	94776	Lowe's	\$2,477.91	

6/18/2018	357,815	PMCHK00007079	Accounts Payable	94777	Lykins Oil Company	\$1,739.73		
6/18/2018	357,816	PMCHK00007079	Accounts Payable	94778	Manly Brothers, Inc	\$3,745.50		
6/18/2018	357,817	PMCHK00007079	Accounts Payable	94779	Microsoft	\$197.82		
6/18/2018	357,818	PMCHK00007079	Accounts Payable	94780	Millipore Corporation	\$859.09		
6/18/2018	357,819	PMCHK00007079	Accounts Payable	94781	NetGain Technologies	\$5,600.00		
6/18/2018	357,820	PMCHK00007079	Accounts Payable	94782	Newark Element14	\$438.83		
6/18/2018	357,821	PMCHK00007079	Accounts Payable	94783	OFFICETEAM, Specialized Admin. Staffing	\$2,581.22		
6/18/2018	357,822	PMCHK00007079	Accounts Payable	94784	Owen Electric Cooperative Inc	\$14,319.14		
6/18/2018	357,823	PMCHK00007079	Accounts Payable	94785	Paymentus Group, Inc.	\$17,617.71		
6/18/2018	357,824	PMCHK00007079	Accounts Payable	94786	Matt Piccirillo	\$227.27		
6/18/2018	357,825	PMCHK00007079	Accounts Payable	94787	Pitney Bowes Inc.	\$765.12		
6/18/2018	357,826	PMCHK00007079	Accounts Payable	94788	Rodney Miles Body Shop	\$4,620.00		
6/18/2018	357,827	PMCHK00007079	Accounts Payable	94789	RUMPKE	\$598.54		
6/18/2018	357,828	PMCHK00007079	Accounts Payable	94790	Safeguard Business Systems	\$1,291.88		
6/18/2018	357,829	PMCHK00007079	Accounts Payable	94791	Scientific Equipment Service, Inc.	\$660.00		
6/18/2018	357,830	PMCHK00007079	Accounts Payable	94792	Sigma-Aldrich Inc	\$96.60		
6/18/2018	357,831	PMCHK00007079	Accounts Payable	94793	St. Elizabeth Business Health	\$756.00		
6/18/2018	357,832	PMCHK00007079	Accounts Payable	94794	Sumerel Tire Co., Inc., Bob	\$1,373.64		
6/18/2018	357,833	PMCHK00007079	Accounts Payable	94795	Thompson Company, The Henry P.	\$14,208.43		
6/18/2018	357,834	PMCHK00007079	Accounts Payable	94796	ThyssenKrupp Elevator	\$263.46		
6/18/2018	357,835	PMCHK00007079	Accounts Payable	94797	Trivaco	\$1,014.64		
6/18/2018	357,836	PMCHK00007079	Accounts Payable	94798	TrinSoft, LLC	\$340.00		
6/18/2018	357,837	PMCHK00007079	Accounts Payable	94799	Truck and Trailer Supply	\$21.00		
6/18/2018	357,838	PMCHK00007079	Accounts Payable	94800	Univar USA Inc.	\$5,536.90		
6/18/2018	357,839	PMCHK00007079	Accounts Payable	94801	United Healthcare Insurance	\$263,215.82		
6/18/2018	357,840	PMCHK00007079	Accounts Payable	94802	United Window Cleaning Co., Inc.	\$37.20		
6/18/2018	357,841	PMCHK00007079	Accounts Payable	94803	US Bank Equipment Finance	\$1,879.42		
6/18/2018	357,842	PMCHK00007079	Accounts Payable	94804	Valor LLC	\$185.22		
6/18/2018	357,843	PMCHK00007079	Accounts Payable	94805	Vertical Systems Elevator	\$369.63		
6/18/2018	357,844	PMCHK00007079	Accounts Payable	94806	Viking Supply, Inc	\$11,853.00		
6/18/2018	357,845	PMCHK00007079	Accounts Payable	94807	Vivial	\$630.80		
6/18/2018	357,846	PMCHK00007079	Accounts Payable	94808	Steve Vogelpohl	\$99.19		
6/18/2018	357,847	PMCHK00007079	Accounts Payable	94809	Wildman Corporate Apparel	\$90.70		
6/18/2018	357,920	PMTRX00011513	Accounts Payable	35224-0618	ADS Environmental Services	\$2,625.00		
6/18/2018	358,018	RECVG00002367	Accounts Payable	RCT0000010461	Ferguson Waterworks	\$2,548.00		
6/18/2018	358,036	PMTRX00011516	Accounts Payable	INV4407538	Orr Safety Corporation	\$267.52		
6/18/2018	358,086	PMTRX00011516	Accounts Payable	2529716	Lykins Oil Company	\$975.96		
6/18/2018	358,288	PMTRX00011518	Accounts Payable	9800343205 1/3	Duke Energy	\$1,125.51		
6/18/2018	358,289	PMTRX00011518	Accounts Payable	74300342209 1/3	Duke Energy	\$138.60		
6/18/2018	358,292	PMTRX00011518	Accounts Payable	13300564210 1/3	Duke Energy	\$21.27		
6/18/2018	358,293	PMTRX00011518	Accounts Payable	76203669018 1/3	Duke Energy	\$55.42		
6/18/2018	358,294	PMTRX00011518	Accounts Payable	55002055014 1/3	Duke Energy	\$1,711.45		
6/18/2018	358,295	PMTRX00011518	Accounts Payable	98003659011 1/3	Duke Energy	\$70.34		
6/18/2018	358,296	PMTRX00011518	Accounts Payable	30800678010 1/3	Duke Energy	\$23,541.90		
6/18/2018	358,405	PMTRX00011524	Accounts Payable	51133396	OFFICETEAM, Specialized Admin. Staffing	\$798.00		
6/18/2018	358,406	PMTRX00011524	Accounts Payable	51132280	OFFICETEAM, Specialized Admin. Staffing	\$824.80		
6/18/2018	358,407	PMTRX00011524	Accounts Payable	51193930	OFFICETEAM, Specialized Admin. Staffing	\$693.26		
6/18/2018	358,441	PMTRX00011526	Accounts Payable	REFUND CREDIT 06/18	Barry, Susan	\$60.78		
6/18/2018	358,468	PMTRX00011526	Accounts Payable	413811	Hall's Paving & Sealing, Inc.	\$4,225.29		
6/18/2018	358,475	PMTRX00011526	Accounts Payable	2271128	Ideal Supplies Inc	\$240.00		
System:	DETAILED TRIAL B 9/24/2018	12:01:21 PM	Page:	185	User Date:	9/24/2018	User ID:	skampsen
N Ky Water District								
6/18/2018	358,476	PMTRX00011526	Accounts Payable	2271129	Ideal Supplies Inc	\$272.00		
6/18/2018	358,477	PMTRX00011526	Accounts Payable	2271149	Ideal Supplies Inc	\$120.00		
6/18/2018	358,505	PMTRX00011526	Accounts Payable	107020717	Sumerel Tire Co., Inc., Bob	\$731.28		
6/18/2018	358,510	PMTRX00011526	Accounts Payable	SRV020352	TrinSoft, LLC	\$170.00		
6/18/2018	358,756	PMTRX00011530	Accounts Payable	2453613	RUMPKE	\$10.00		
6/19/2018	357,886	PMVVR00001383	Accounts Payable	DAYTON TANK	L.C. United Painting Co., Inc.	\$251,921.00		
6/19/2018	357,919	PMTRX00011513	Accounts Payable	700038	Abco Safety	\$156.00		

6/19/2018	357,927	PMTRX00011513	Accounts Payable	667416	A & S Electric Supply, Inc.	\$88.01
6/19/2018	357,928	PMTRX00011513	Accounts Payable	667425	A & S Electric Supply, Inc.	\$94.50
6/19/2018	357,930	PMTRX00011513	Accounts Payable	REFUND CREDIT 06/18	Baker, Ami	\$29.69
6/19/2018	357,932	PMTRX00011513	Accounts Payable	REFUND CREDIT 06/18	Bias, Richard	\$6.79
6/19/2018	357,955	PMTRX00011513	Accounts Payable	REFUND CREDIT 06/18	Coman, Jean	\$24.57
6/19/2018	357,975	PMTRX00011514	Accounts Payable	TAP TEAM VEGAS 6/12	Gripshover, Rob	\$71.52
6/19/2018	357,976	PMTRX00011514	Accounts Payable	REFUND CREDIT 06/18	Grischy, Gregory	\$125.15
6/19/2018	357,979	PMTRX00011514	Accounts Payable	REFUND CREDIT 06/18	Hammons, Mike	\$62.89
6/19/2018	357,982	PMTRX00011514	Accounts Payable	REFUND CREDIT 06/18	Hilgefert, Alexandra	\$93.20
6/19/2018	357,985	PMTRX00011514	Accounts Payable	REFUND CREDIT 06/18	Huff, Walter	\$69.56
6/19/2018	357,992	PMTRX00011515	Accounts Payable	REFUND CREDIT 06/18	Johnson, Ian	\$87.97
6/19/2018	357,998	PMTRX00011515	Accounts Payable	903018	Lowe's	\$66.49
6/19/2018	358,003	PMTRX00011515	Accounts Payable	REFUND CREDIT 06/18	Lucas, Chelsea	\$31.98
6/19/2018	358,006	PMTRX00011515	Accounts Payable	REFUND CREDIT 06/18	Mattingly, Cheryl	\$24.40
6/19/2018	358,042	PMTRX00011516	Accounts Payable	REFUND CREDIT 06/18	Phillips, Tamara	\$22.00
6/19/2018	358,044	PMTRX00011516	Accounts Payable	REFUND CREDIT 06/18	Rahschulte, Steve	\$7.53
6/19/2018	358,045	PMTRX00011516	Accounts Payable	REFUND CREDIT 06/18	Reyes, Juan	\$73.39
6/19/2018	358,056	PMTRX00011516	Accounts Payable	REFUND CREDIT 06/18	Schaffner, Samuel	\$127.60
6/19/2018	358,058	PMTRX00011516	Accounts Payable	REFUND CREDIT 06/18	Shields, Shawn	\$101.40
6/19/2018	358,059	PMTRX00011516	Accounts Payable	REFUND CREDIT 06/18	Skylar, Ashleigh	\$9.65
6/19/2018	358,061	PMTRX00011516	Accounts Payable	B71838	Southeastern Equipment Co Inc	\$612.36
6/19/2018	358,065	PMTRX00011516	Accounts Payable	REFUND CREDIT 06/18	Tanner, Charles	\$127.52
6/19/2018	358,066	PMTRX00011516	Accounts Payable	REFUND CREDIT 06/18	Tatum, Steve	\$98.15
6/19/2018	358,070	PMTRX00011516	Accounts Payable	REFUND CREDIT 06/18	Turner, Lonnie	\$8.37
6/19/2018	358,074	PMTRX00011516	Accounts Payable	REFUND CREDIT 06/18	Weyman, Brad	\$89.40
6/19/2018	358,078	PMTRX00011516	Accounts Payable	REFUND CREDIT 06/18	Wolfe, Aasta	\$37.72
6/19/2018	358,277	PMTRX00011518	Accounts Payable	50500	Bray Truck & Parts	\$140.00
6/19/2018	358,279	PMTRX00011518	Accounts Payable	2830886 715827883/21	Cincinnati Bell	\$67.69
6/19/2018	358,281	PMTRX00011518	Accounts Payable	5789898	Cincinnati Bell	\$35.50
6/19/2018	358,282	PMTRX00011518	Accounts Payable	5788795 1/3	Cincinnati Bell	\$136.07
6/19/2018	358,283	PMTRX00011518	Accounts Payable	3413035 715827883/21	Cincinnati Bell	\$168.21
6/19/2018	358,298	PMTRX00011518	Accounts Payable	92203548011 1/3	Duke Energy	\$45.76
6/19/2018	358,299	PMTRX00011518	Accounts Payable	16503714012 1/3	Duke Energy	\$18.35
6/19/2018	358,300	PMTRX00011518	Accounts Payable	869630	Environmental Resource Assoc	\$474.65
6/19/2018	358,451	PMTRX00011526	Accounts Payable	9461378378 1/3	Cincinnati Bell	\$646.91
6/19/2018	358,455	PMTRX00011526	Accounts Payable	21100162200 1/3	Duke Energy	\$10.62
6/19/2018	358,478	PMTRX00011526	Accounts Payable	2271188	Ideal Supplies Inc	\$129.00
6/19/2018	358,479	PMTRX00011526	Accounts Payable	2271189	Ideal Supplies Inc	\$360.00
6/19/2018	358,519	PMTRX00011526	Accounts Payable	1310293	USALCO	\$5,864.60
6/19/2018	358,520	PMTRX00011526	Accounts Payable	186167	VonLehman & Company Inc.	\$500.00
6/19/2018	358,532	RECVG00002371	Accounts Payable	RCT0000010474	Hydraflo, Inc.	\$900.00
6/19/2018	358,720	PMTRX00011530	Accounts Payable	1.80607E+11	Boone-Kenton Lumber Supply Co.	\$24.94
6/19/2018	358,891	PMTRX00011533	Accounts Payable	1.53634E+11	Office Depot, Inc.	\$15.56
6/19/2018	358,892	PMTRX00011533	Accounts Payable	1.53632E+11	Office Depot, Inc.	\$26.29
6/20/2018	357,923	PMTRX00011513	Accounts Payable	355204-4	Arts Rental Equipment & Supply	\$63.90
6/20/2018	357,956	PMTRX00011513	Accounts Payable	A252664	Cottingham True Value	\$27.65
6/20/2018	357,999	PMTRX00011515	Accounts Payable	927772	Lowe's	\$63.82
6/20/2018	358,000	PMTRX00011515	Accounts Payable	925559	Lowe's	\$5.13
6/20/2018	358,007	PMTRX00011515	Accounts Payable	TAP TEAM VEGAS	Mills, Jarrod C.	\$464.19
6/20/2018	358,008	PMTRX00011515	Accounts Payable	TRAINING 06/18	Mills, Jarrod C.	\$100.00
6/20/2018	358,035	PMTRX00011516	Accounts Payable	INV4412058	Orr Safety Corporation	\$121.10
6/20/2018	358,060	PMTRX00011516	Accounts Payable	S23568	Southeastern Equipment Co Inc	\$1,599.65
6/20/2018	358,284	PMTRX00011518	Accounts Payable	896115 1/3	Cincinnati Bell	\$65.19
6/20/2018	358,302	PMTRX00011518	Accounts Payable	1384561	Fisher Scientific	\$780.73
6/20/2018	358,306	PMTRX00011518	Accounts Payable	1384554	Fisher Scientific	\$344.45
6/20/2018	358,375	PMTRX00011522	Accounts Payable	S100188928.001	Johnson Electric Supply Co., The	\$50.04
6/20/2018	358,377	PMTRX00011522	Accounts Payable	9017594326	Kemira Water Solutions, Inc.	\$3,632.83
6/20/2018	358,469	PMTRX00011526	Accounts Payable	024J9940	Harrington Industrial Plastics	\$84.40
6/20/2018	358,471	PMTRX00011526	Accounts Payable	2271206	Ideal Supplies Inc	\$725.00

6/20/2018	358,474	PMTRX00011526	Accounts Payable	2271209	Ideal Supplies Inc		\$180.00
6/20/2018	358,501	PMTRX00011526	Accounts Payable	438081923000 1/3	Sanitation District No. 1		\$378.00
6/20/2018	358,502	PMTRX00011526	Accounts Payable	437015560000 1/3	Sanitation District No. 1		\$21.17
6/20/2018	358,515	PMTRX00011526	Accounts Payable	CI-793780	Univar USA Inc.		\$2,774.31
6/20/2018	358,523	PMTRX00011526	Accounts Payable	S2436730.001	Wiseway Supply		\$382.10
6/20/2018	358,536	PMTRX00011527	Accounts Payable	J053081	Core & Main	\$448.78	
6/20/2018	358,890	PMTRX00011533	Accounts Payable	1.35634E+11	Office Depot, Inc.		\$8.54
6/21/2018	357,902	PMCHK00007080	Accounts Payable	4211	Bullitt Co. Belting & Supply	\$0.02	
System:	DETAILED TRIAL B 9/24/2018	12:01:21 PM	Page:	186	User Date:	9/24/2018	User ID: skampsen
N Ky Water District							
6/21/2018	357,933	PMTRX00011513	Accounts Payable	TRAVEL 07/18	Dan Brinkman		\$100.00
6/21/2018	357,969	PMTRX00011514	Accounts Payable	TRAVEL 07/18	Glass, Steve		\$100.00
6/21/2018	357,983	PMTRX00011514	Accounts Payable	TRAVEL 06/18	Hinman, Warren		\$100.00
6/21/2018	357,984	PMTRX00011514	Accounts Payable	TRAVEL 06/18	Hodges, Nathan		\$100.00
6/21/2018	358,048	PMTRX00011516	Accounts Payable	3276155	SafetyWear		\$139.15
6/21/2018	358,264	PMTRX00011518	Accounts Payable	355656-4	Arts Rental Equipment & Supply		\$325.00
6/21/2018	358,265	PMTRX00011518	Accounts Payable	355857-4	Arts Rental Equipment & Supply		\$81.00
6/21/2018	358,266	PMTRX00011518	Accounts Payable	355968-4	Arts Rental Equipment & Supply		\$20.46
6/21/2018	358,286	PMTRX00011518	Accounts Payable	246479	Crescent Springs Hardware		\$263.76
6/21/2018	358,287	PMTRX00011518	Accounts Payable	12469	Dons Garage Inc		\$56.55
6/21/2018	358,297	PMTRX00011518	Accounts Payable	55600815015 1/3	Duke Energy		\$25,697.88
6/21/2018	358,303	PMTRX00011518	Accounts Payable	1497326	Fisher Scientific		\$819.75
6/21/2018	358,308	PMTRX00011518	Accounts Payable	123672 01	Florence Winwater Works		\$929.53
6/21/2018	358,337	PMTRX00011522	Accounts Payable	16593	Greko Supply Company		\$650.00
6/21/2018	358,340	PMTRX00011522	Accounts Payable	603036393	Hillyard Kentucky		\$1,048.19
6/21/2018	358,341	PMTRX00011522	Accounts Payable	603036366	Hillyard Kentucky		\$633.25
6/21/2018	358,378	PMTRX00011522	Accounts Payable	9017594354	Kemira Water Solutions, Inc.		\$5,119.73
6/21/2018	358,380	PMTRX00011522	Accounts Payable	941043	Lowe's		\$79.73
6/21/2018	358,383	PMTRX00011522	Accounts Payable	2532200	Lykins Oil Company		\$1,245.17
6/21/2018	358,419	PMTRX00011524	Accounts Payable	5121004 1/3	Owen Electric Cooperative Inc		\$32.80
6/21/2018	358,467	PMTRX00011526	Accounts Payable	413812	Hall's Paving & Sealing, Inc.		\$3,503.63
6/21/2018	358,470	PMTRX00011526	Accounts Payable	024K0002	Harrington Industrial Plastics		\$736.18
6/21/2018	358,472	PMTRX00011526	Accounts Payable	2271235	Ideal Supplies Inc		\$287.00
6/21/2018	358,473	PMTRX00011526	Accounts Payable	2271239	Ideal Supplies Inc		\$360.00
6/21/2018	358,485	PMTRX00011526	Accounts Payable	2271236	Ideal Supplies Inc		\$120.00
6/21/2018	358,503	PMTRX00011526	Accounts Payable	CDL 06/18	Schlueter, Danny		\$89.00
6/21/2018	358,512	PMTRX00011526	Accounts Payable	CI-793919	Univar USA Inc.		\$2,778.63
6/21/2018	358,530	RECVG00002371	Accounts Payable	RCT0000010472	Florence Winwater Works		\$94.41
6/21/2018	358,531	RECVG00002371	Accounts Payable	RCT0000010473	Consolidated Pipe & Supply Co Inc.		\$56.40
6/21/2018	358,533	RECVG00002371	Accounts Payable	RCT0000010475	Core & Main		\$1,495.50
6/21/2018	358,687	PMTRX00011529	Accounts Payable	605844	USA Bluebook		\$15.87
6/21/2018	358,886	PMTRX00011533	Accounts Payable	12474	Dons Garage Inc		\$526.39
6/22/2018	357,994	PMTRX00011515	Accounts Payable	TRAINING 07/18	Keahon, Tom		\$180.00
6/22/2018	357,997	PMTRX00011515	Accounts Payable	DAYTON TANK 08/17	L.C. United Painting Co., Inc.		\$245,180.00
6/22/2018	358,022	PMVRY00001076	Accounts Payable	93733	Drifmeyer, Jeff		\$49.36
6/22/2018	358,023	PMVVR00001384	Accounts Payable	REFUND CREDIT 03/18	Drifmeyer, Jeff	\$49.36	
6/22/2018	358,046	PMTRX00011516	Accounts Payable	351291	Richie Trucking		\$1,625.00
6/22/2018	358,063	PMTRX00011516	Accounts Payable	TRAINING 07/18	Bill Speier		\$100.00
6/22/2018	358,073	PMTRX00011516	Accounts Payable	TRAVEL 07/18	Wagner Mary Carol		\$100.00
6/22/2018	358,268	PMTRX00011518	Accounts Payable	356428-4	Arts Rental Equipment & Supply		\$39.95
6/22/2018	358,269	PMTRX00011518	Accounts Payable	356366-4	Arts Rental Equipment & Supply		\$51.00
6/22/2018	358,272	PMTRX00011518	Accounts Payable	107221	Bray Trucking Inc.		\$986.12
6/22/2018	358,273	PMTRX00011518	Accounts Payable	107224	Bray Trucking Inc.		\$452.41
6/22/2018	358,274	PMTRX00011518	Accounts Payable	107222	Bray Trucking Inc.		\$1,797.71
6/22/2018	358,275	PMTRX00011518	Accounts Payable	107223	Bray Trucking Inc.		\$651.00
6/22/2018	358,276	PMTRX00011518	Accounts Payable	107220	Bray Trucking Inc.		\$1,657.42
6/22/2018	358,290	PMTRX00011518	Accounts Payable	30903811010 1/3	Duke Energy		\$436.34
6/22/2018	358,291	PMTRX00011518	Accounts Payable	28203690012 1/3	Duke Energy		\$22.69
6/22/2018	358,304	PMTRX00011518	Accounts Payable	1613782	Fisher Scientific		\$1,184.65

6/22/2018	358,381	PMTRX00011522	Accounts Payable	927318...	Lowe's		\$1.36
6/22/2018	358,384	PMTRX00011522	Accounts Payable	2533964	Lykins Oil Company		\$1,004.91
6/22/2018	358,439	PMTRX00011526	Accounts Payable	ACE223267	Ace-Tex Enterprises, Inc.		\$394.45
6/22/2018	358,444	PMTRX00011526	Accounts Payable	129136	Bonded Lock Service LLC		\$165.00
6/22/2018	358,449	PMTRX00011526	Accounts Payable	2920102 715827883/21	Cincinnati Bell		\$54.48
6/22/2018	358,450	PMTRX00011526	Accounts Payable	5810345 1/3	Cincinnati Bell		\$66.43
6/22/2018	358,480	PMTRX00011526	Accounts Payable	2271268	Ideal Supplies Inc		\$360.00
6/22/2018	358,481	PMTRX00011526	Accounts Payable	2271272	Ideal Supplies Inc		\$240.00
6/22/2018	358,482	PMTRX00011526	Accounts Payable	2271273	Ideal Supplies Inc		\$300.00
6/22/2018	358,483	PMTRX00011526	Accounts Payable	2271267	Ideal Supplies Inc		\$405.00
6/22/2018	358,504	PMTRX00011526	Accounts Payable	107020808	Sumerel Tire Co., Inc., Bob		\$41.99
6/22/2018	358,511	PMTRX00011526	Accounts Payable	KK295073	Truck and Trailer Supply		\$97.35
6/22/2018	358,654	PMTRX00011529	Accounts Payable	NDS5877	CDW Government Inc.		\$38.97
6/22/2018	358,657	PMTRX00011529	Accounts Payable	80000694200 1/3	Duke Energy		\$369.63
6/22/2018	358,709	RECVG00002372	Accounts Payable	RCT0000010478	Consolidated Pipe & Supply Co Inc.		\$333.75
6/22/2018	358,710	RECVG00002372	Accounts Payable	RCT0000010479	Consolidated Pipe & Supply Co Inc.		\$539.60
6/22/2018	358,711	RECVG00002372	Accounts Payable	RCT0000010480	Consolidated Pipe & Supply Co Inc.		\$2,520.54
6/22/2018	358,880	PMTRX00011533	Accounts Payable	1667	Butler Lawn Care & Landscaping		\$2,275.00
6/22/2018	358,895	PMTRX00011533	Accounts Payable	3276375	SafetyWear		\$131.95
6/23/2018	358,270	PMTRX00011518	Accounts Payable	354824-14	Arts Rental Equipment & Supply		\$1,585.00
6/23/2018	358,271	PMTRX00011518	Accounts Payable	667650	A & S Electric Supply, Inc.		\$45.93
6/23/2018	358,678	PMTRX00011529	Accounts Payable	2030061001000 1/3	Sanitation District No. 1		\$258.55
6/25/2018	358,090	PMCHK00007083	Accounts Payable	94810	Abco Safety	\$156.00	
6/25/2018	358,091	PMCHK00007083	Accounts Payable	94811	ADS Environmental Services	\$2,625.00	
6/25/2018	358,092	PMCHK00007083	Accounts Payable	94812	AE Door & Window Sales	\$8,933.00	
System:	DETAILED TRIAL B 9/24/2018	12:01:21 PM	Page:	187	User Date:	9/24/2018	User ID: skampsen
N Ky Water District							
6/25/2018	358,093	PMCHK00007083	Accounts Payable	94813	Airport Towing	\$193.00	
6/25/2018	358,094	PMCHK00007083	Accounts Payable	94814	All Safe Industries, Inc.	\$2,301.80	
6/25/2018	358,095	PMCHK00007083	Accounts Payable	94815	Arts Rental Equipment & Supply	\$123.55	
6/25/2018	358,096	PMCHK00007083	Accounts Payable	94816	A & S Electric Supply, Inc.	\$558.49	
6/25/2018	358,097	PMCHK00007083	Accounts Payable	94817	AWWA	\$83.00	
6/25/2018	358,098	PMCHK00007083	Accounts Payable	94818	Baker, Ami	\$29.69	
6/25/2018	358,099	PMCHK00007083	Accounts Payable	94819	Becknell-Coghill Inc	\$41,824.99	
6/25/2018	358,100	PMCHK00007083	Accounts Payable	94820	Bias, Richard	\$6.79	
6/25/2018	358,101	PMCHK00007083	Accounts Payable	94821	Dan Brinkman	\$100.00	
6/25/2018	358,102	PMCHK00007083	Accounts Payable	94822	CBT Company	\$246.64	
6/25/2018	358,103	PMCHK00007083	Accounts Payable	94823	Cincinnati Bell	\$2,641.20	
6/25/2018	358,104	PMCHK00007083	Accounts Payable	94824	Cincinnati Bell	\$3,033.43	
6/25/2018	358,105	PMCHK00007083	Accounts Payable	94825	Cintas #315	\$1,550.92	
6/25/2018	358,106	PMCHK00007083	Accounts Payable	94826	Coman, Jean	\$24.57	
6/25/2018	358,107	PMCHK00007083	Accounts Payable	94827	Consolidated Pipe & Supply Co Inc.	\$5,255.65	
6/25/2018	358,108	PMCHK00007083	Accounts Payable	94828	Cottingham True Value	\$27.65	
6/25/2018	358,109	PMCHK00007083	Accounts Payable	94829	DanSon - Aegis Protective Services	\$605.64	
6/25/2018	358,110	PMCHK00007083	Accounts Payable	94830	DeZurik, Inc.	\$246.00	
6/25/2018	358,111	PMCHK00007083	Accounts Payable	94831	Dons Garage Inc	\$203.14	
6/25/2018	358,112	PMCHK00007083	Accounts Payable	94832	Drifmeyer, Jeff	\$49.36	
6/25/2018	358,113	PMCHK00007083	Accounts Payable	94833	Duke Energy	\$2,224.28	
6/25/2018	358,114	PMCHK00007083	Accounts Payable	94834	Federal Express	\$39.59	
6/25/2018	358,115	PMCHK00007083	Accounts Payable	94835	Ferguson Waterworks	\$6,560.09	
6/25/2018	358,116	PMCHK00007083	Accounts Payable	94836	Florence Winwater Works	\$3,778.56	
6/25/2018	358,117	PMCHK00007083	Accounts Payable	94837	Gilco	\$868.76	
6/25/2018	358,118	PMCHK00007083	Accounts Payable	94838	Glass, Steve	\$100.00	
6/25/2018	358,119	PMCHK00007083	Accounts Payable	94839	Glenwood Elec Inc.	\$981.90	
6/25/2018	358,120	PMCHK00007083	Accounts Payable	94840	Grainger	\$478.67	
6/25/2018	358,121	PMCHK00007083	Accounts Payable	94841	Graybar Electric Co Inc	\$672.66	
6/25/2018	358,122	PMCHK00007083	Accounts Payable	94842	Greater Comfort Heating & Air	\$646.00	
6/25/2018	358,123	PMCHK00007083	Accounts Payable	94843	Gripshover, Rob	\$71.52	
6/25/2018	358,124	PMCHK00007083	Accounts Payable	94844	Grischy, Gregory	\$125.15	



6/25/2018	358,125	PMCHK00007083	Accounts Payable	94845	Hach Company	\$1,149.71		
6/25/2018	358,126	PMCHK00007083	Accounts Payable	94846	Hall's Paving & Sealing, Inc.	\$4,824.34		
6/25/2018	358,127	PMCHK00007083	Accounts Payable	94847	Hammons, Mike	\$62.89		
6/25/2018	358,128	PMCHK00007083	Accounts Payable	94848	Harrington Industrial Plastics	\$266.72		
6/25/2018	358,129	PMCHK00007083	Accounts Payable	94849	Hilgefert, Alexandra	\$93.20		
6/25/2018	358,130	PMCHK00007083	Accounts Payable	94850	Hinman, Warren	\$100.00		
6/25/2018	358,131	PMCHK00007083	Accounts Payable	94851	Hodges, Nathan	\$100.00		
6/25/2018	358,132	PMCHK00007083	Accounts Payable	94852	Huff, Walter	\$69.56		
6/25/2018	358,133	PMCHK00007083	Accounts Payable	94853	Humana Dental Ins. Co.	\$1,006.95		
6/25/2018	358,134	PMCHK00007083	Accounts Payable	94854	Ideal Supplies Inc	\$3,100.00		
6/25/2018	358,135	PMCHK00007083	Accounts Payable	94855	Johnson, Ian	\$87.97		
6/25/2018	358,136	PMCHK00007083	Accounts Payable	94856	Keaton Real Estate Services, LLC	\$300.00		
6/25/2018	358,137	PMCHK00007083	Accounts Payable	94857	Keahon, Tom	\$180.00		
6/25/2018	358,138	PMCHK00007083	Accounts Payable	94858	Kent Refrigeration Company	\$138.96		
6/25/2018	358,139	PMCHK00007083	Accounts Payable	94859	King, Gerald	\$100.00		
6/25/2018	358,140	PMCHK00007083	Accounts Payable	94860	KWVOA	\$60.00		
6/25/2018	358,141	PMCHK00007083	Accounts Payable	94861	L.C. United Painting Co., Inc.	\$245,180.00		
6/25/2018	358,142	PMCHK00007083	Accounts Payable	94862	Lowe's	\$181.20		
6/25/2018	358,143	PMCHK00007083	Accounts Payable	94863	Lucas, Chelsea	\$31.98		
6/25/2018	358,144	PMCHK00007083	Accounts Payable	94864	Lykins Oil Company	\$2,072.12		
6/25/2018	358,145	PMCHK00007083	Accounts Payable	94865	Mailender Inc.	\$190.92		
6/25/2018	358,146	PMCHK00007083	Accounts Payable	94866	Mattingly, Cheryl	\$24.40		
6/25/2018	358,147	PMCHK00007083	Accounts Payable	94867	Mills, Jarrod C.	\$564.19		
6/25/2018	358,148	PMCHK00007083	Accounts Payable	94868	Minuteman/Design Press	\$138.50		
6/25/2018	358,149	PMCHK00007083	Accounts Payable	94869	Mower Express, Inc.	\$126.08		
6/25/2018	358,150	PMCHK00007083	Accounts Payable	94870	No Ky Public Works Association	\$205.00		
6/25/2018	358,151	PMCHK00007083	Accounts Payable	94871	Office Depot, Inc.	\$636.00		
6/25/2018	358,152	PMCHK00007083	Accounts Payable	94872	Orr Safety Corporation	\$1,802.50		
6/25/2018	358,153	PMCHK00007083	Accounts Payable	94873	Overhead Door Co of Northern KY	\$438.00		
6/25/2018	358,154	PMCHK00007083	Accounts Payable	94874	Owen Electric Cooperative Inc	\$79.38		
6/25/2018	358,155	PMCHK00007083	Accounts Payable	94875	Phillips, Tamara	\$22.00		
6/25/2018	358,156	PMCHK00007083	Accounts Payable	94876	Process Pump & Seal, Inc.	\$3,482.22		
6/25/2018	358,157	PMCHK00007083	Accounts Payable	94877	Pro Transmission	\$237.40		
6/25/2018	358,158	PMCHK00007083	Accounts Payable	94878	Rahschulte, Steve	\$7.53		
6/25/2018	358,159	PMCHK00007083	Accounts Payable	94879	Reyes, Juan	\$73.39		
6/25/2018	358,160	PMCHK00007083	Accounts Payable	94880	Richie Trucking	\$1,625.00		
6/25/2018	358,161	PMCHK00007083	Accounts Payable	94881	RUMPKE	\$10.00		
6/25/2018	358,162	PMCHK00007083	Accounts Payable	94882	SafetyWear	\$139.15		
6/25/2018	358,163	PMCHK00007083	Accounts Payable	94883	Sanitation District No. 1	\$1,020.53		
6/25/2018	358,164	PMCHK00007083	Accounts Payable	94884	Jeff Schuchter	\$150.00		
6/25/2018	358,165	PMCHK00007083	Accounts Payable	94885	Schaffner, Samuel	\$127.60		
6/25/2018	358,166	PMCHK00007083	Accounts Payable	94886	Security Fence Group, Inc.	\$310.00		
System:	DETAILED TRIAL B 9/24/2018	12:01:21 PM	Page:	188	User Date:	9/24/2018	User ID:	skampsen
N Ky Water District								
6/25/2018	358,167	PMCHK00007083	Accounts Payable	94887	Shields, Shawn	\$101.40		
6/25/2018	358,168	PMCHK00007083	Accounts Payable	94888	Skylar, Ashleigh	\$9.65		
6/25/2018	358,169	PMCHK00007083	Accounts Payable	94889	Southeastern Equipment Co Inc	\$2,212.01		
6/25/2018	358,170	PMCHK00007083	Accounts Payable	94890	Southern States	\$91.10		
6/25/2018	358,171	PMCHK00007083	Accounts Payable	94891	Bill Speier	\$100.00		
6/25/2018	358,172	PMCHK00007083	Accounts Payable	94892	St. Elizabeth Business Health	\$646.00		
6/25/2018	358,173	PMCHK00007083	Accounts Payable	94893	Tanner, Charles	\$127.52		
6/25/2018	358,174	PMCHK00007083	Accounts Payable	94894	Tatum, Steve	\$98.15		
6/25/2018	358,175	PMCHK00007083	Accounts Payable	94895	Taylor Brothers Excavating	\$220.00		
6/25/2018	358,176	PMCHK00007083	Accounts Payable	94896	Thatcher Chemical of Florida Inc	\$10,608.00		
6/25/2018	358,177	PMCHK00007083	Accounts Payable	94897	Time Warner Cable	\$125.00		
6/25/2018	358,178	PMCHK00007083	Accounts Payable	94898	Travelers	\$2,725.00		
6/25/2018	358,179	PMCHK00007083	Accounts Payable	94899	Turner, Lonnie	\$8.37		
6/25/2018	358,180	PMCHK00007083	Accounts Payable	94900	United Electric Co. Inc	\$6,861.00		
6/25/2018	358,181	PMCHK00007083	Accounts Payable	94901	Viking Supply, Inc	\$11,334.75		

6/25/2018	358,182	PMCHK00007083	Accounts Payable	94902	Wagner Mary Carol	\$100.00	
6/25/2018	358,183	PMCHK00007083	Accounts Payable	94903	Weyman, Brad	\$89.40	
6/25/2018	358,184	PMCHK00007083	Accounts Payable	94904	Wilder Winnelson	\$37.89	
6/25/2018	358,185	PMCHK00007083	Accounts Payable	94905	Wildman Corporate Apparel	\$210.00	
6/25/2018	358,186	PMCHK00007083	Accounts Payable	94906	Wolfe, Aasta	\$37.72	
6/25/2018	358,187	PMTRX00011517	Accounts Payable	062918DEFCOMP	Kentucky State Treasurer		\$6,279.27
6/25/2018	358,188	PMCHK00007084	Accounts Payable	94907	Kentucky State Treasurer	\$6,279.27	
6/25/2018	358,285	PMTRX00011518	Accounts Payable	246571	Crescent Springs Hardware		\$3.99
6/25/2018	358,338	PMTRX00011522	Accounts Payable	11018271	Hach Company		\$859.28
6/25/2018	358,374	PMTRX00011522	Accounts Payable	953507	Janell Inc.		\$335.70
6/25/2018	358,403	PMTRX00011524	Accounts Payable	REFUND CREDIT 06/18	Nehex, John Sr.		\$349.10
6/25/2018	358,404	PMTRX00011524	Accounts Payable	51193964	OFFICETEAM, Specialized Admin. Staffing		\$824.80
6/25/2018	358,456	PMTRX00011526	Accounts Payable	1726602	Fisher Scientific		\$147.60
6/25/2018	358,458	PMTRX00011526	Accounts Payable	1726601	Fisher Scientific		\$753.85
6/25/2018	358,516	PMTRX00011526	Accounts Payable	CI-794237	Univar USA Inc.		\$2,795.92
6/25/2018	358,658	PMTRX00011529	Accounts Payable	81903790016 1/3	Duke Energy		\$19.45
6/25/2018	358,674	PMTRX00011529	Accounts Payable	1.55597E+11	Office Depot, Inc.		\$330.00
6/25/2018	358,680	PMTRX00011529	Accounts Payable	5101003380000 1/3	Sanitation District No. 1		\$108.86
6/25/2018	358,685	PMTRX00011529	Accounts Payable	140175801 1/3	Time Warner Cable		\$249.65
6/25/2018	358,708	RECVG00002372	Accounts Payable	RCT0000010477	Badger Meter, Inc		\$1,158.17
6/25/2018	358,716	RECVG00002372	Accounts Payable	RCT0000010485	Pollard Water		\$96.51
6/25/2018	358,725	PMTRX00011530	Accounts Payable	7811600 1/3	Cincinnati Bell		\$333.05
6/25/2018	358,726	PMTRX00011530	Accounts Payable	4410536 1/3	Cincinnati Bell		\$229.33
6/25/2018	358,727	PMTRX00011530	Accounts Payable	1007823 1/3	Cincinnati Bell		\$241.35
6/25/2018	358,728	PMTRX00011530	Accounts Payable	7810420 1/3	Cincinnati Bell		\$68.04
6/25/2018	358,745	PMTRX00011530	Accounts Payable	2271314	Ideal Supplies Inc		\$540.00
6/25/2018	358,746	PMTRX00011530	Accounts Payable	2271309	Ideal Supplies Inc		\$180.00
6/25/2018	358,747	PMTRX00011530	Accounts Payable	2271307	Ideal Supplies Inc		\$300.00
6/25/2018	358,893	PMTRX00011533	Accounts Payable	INV4415652	Orr Safety Corporation		\$310.16
6/25/2018	358,897	PMTRX00011533	Accounts Payable	9809815021	Verizon Wireless		\$7,497.60
6/26/2018	358,382	PMTRX00011522	Accounts Payable	914601	Lowe's		\$53.12
6/26/2018	358,400	PMTRX00011524	Accounts Payable	17816791	Matheson Tri-Gas, Inc.		\$1,625.04
6/26/2018	358,401	PMTRX00011524	Accounts Payable	17816831	Matheson Tri-Gas, Inc.		\$417.61
6/26/2018	358,440	PMTRX00011526	Accounts Payable	357582-4	Arts Rental Equipment & Supply		\$49.75
6/26/2018	358,509	PMTRX00011526	Accounts Payable	3- CLASS 07/12/18	Train 2 Retain Resources, LLC		\$300.00
6/26/2018	358,529	RECVG00002371	Accounts Payable	RCT0000010471	Florence Winwater Works		\$5,631.08
6/26/2018	358,650	PMTRX00011529	Accounts Payable	65861	Around the Clock Answering Service		\$1,171.50
6/26/2018	358,659	PMTRX00011529	Accounts Payable	51502144018 1/3	Duke Energy		\$53.23
6/26/2018	358,661	PMTRX00011529	Accounts Payable	KYERL240495	Fastenal Company		\$75.27
6/26/2018	358,665	PMTRX00011529	Accounts Payable	367953	Kemper Inc Richard G		\$33.84
6/26/2018	358,677	PMTRX00011529	Accounts Payable	12598	Sanitation District No. 1		\$4,640.00
6/26/2018	358,682	PMTRX00011529	Accounts Payable	545103653	Sigma-Aldrich Inc		\$150.80
6/26/2018	358,691	PMTRX00011529	Accounts Payable	54886894	Wex Bank		\$17,580.81
6/26/2018	358,719	PMTRX00011530	Accounts Payable	1.80607E+11	Boone-Kenton Lumber Supply Co.		\$28.76
6/26/2018	358,722	PMTRX00011530	Accounts Payable	5811080 1/3	Cincinnati Bell		\$298.16
6/26/2018	358,723	PMTRX00011530	Accounts Payable	4480307 1/3	Cincinnati Bell		\$64.44
6/26/2018	358,724	PMTRX00011530	Accounts Payable	7811203 1/3	Cincinnati Bell		\$189.13
6/26/2018	358,744	PMTRX00011530	Accounts Payable	2271350	Ideal Supplies Inc		\$340.50
6/26/2018	358,751	PMTRX00011530	Accounts Payable	927003....	Lowe's		\$26.22
6/26/2018	358,763	PMTRX00011531	Accounts Payable	1006308	Mobilcomm Inc.		\$499.00
6/26/2018	358,764	PMTRX00011531	Accounts Payable	1006317	Mobilcomm Inc.		\$464.00
6/26/2018	358,767	PMTRX00011531	Accounts Payable	R 102921	Res/Comm Security Systems Inc.		\$51.00
6/26/2018	358,768	PMTRX00011531	Accounts Payable	R 102918	Res/Comm Security Systems Inc.		\$51.00
6/26/2018	358,769	PMTRX00011531	Accounts Payable	R 102919	Res/Comm Security Systems Inc.		\$51.00
6/26/2018	358,770	PMTRX00011531	Accounts Payable	R 102929	Res/Comm Security Systems Inc.		\$51.00
6/26/2018	358,771	PMTRX00011531	Accounts Payable	R 102928	Res/Comm Security Systems Inc.		\$51.00
6/26/2018	358,772	PMTRX00011531	Accounts Payable	R 102920	Res/Comm Security Systems Inc.		\$51.00
6/26/2018	358,885	PMTRX00011533	Accounts Payable	WDC8-4189	Cincinnati State College		\$598.00
6/26/2018	358,887	PMTRX00011533	Accounts Payable	87400403218 1/3	Duke Energy		\$35.78

System:	DETAILED TRIAL B 9/24/2018	12:01:21 PM	Page:	189	User Date:	9/24/2018	User ID:	skampsen
N Ky Water District								
6/26/2018	358,888	PMTRX00011533	Accounts Payable	8400403202 1/3	Duke Energy			\$8.54
6/27/2018	358,278	PMTRX00011518	Accounts Payable	TUITION 06/18	Bryant, Chris			\$1,835.00
6/27/2018	358,442	PMTRX00011526	Accounts Payable	MILEAGE 02-06,2018	Boden, Deanna			\$199.47
6/27/2018	358,454	PMTRX00011526	Accounts Payable	246618	Crescent Springs Hardware			\$30.37
6/27/2018	358,457	PMTRX00011526	Accounts Payable	1985313	Fisher Scientific			\$285.17
6/27/2018	358,459	PMTRX00011526	Accounts Payable	L. MCMILLEN 06/18	Fouser Environmental Services			\$550.00
6/27/2018	358,465	PMTRX00011526	Accounts Payable	11021293	Hach Company			\$815.76
6/27/2018	358,489	PMTRX00011526	Accounts Payable	953611	Janell Inc.			\$125.36
6/27/2018	358,491	PMTRX00011526	Accounts Payable	TRAVEL 06/18	Kramer, Amy			\$337.60
6/27/2018	358,495	PMTRX00011526	Accounts Payable	927204..	Lowe's			\$139.05
6/27/2018	358,496	PMTRX00011526	Accounts Payable	2533965	Lykins Oil Company			\$942.49
6/27/2018	358,513	PMTRX00011526	Accounts Payable	CI-794521	Univar USA Inc.			\$816.00
6/27/2018	358,514	PMTRX00011526	Accounts Payable	CI-794522	Univar USA Inc.			\$680.10
6/27/2018	358,653	PMTRX00011529	Accounts Payable	NFR2530	CDW Government Inc.			\$365.74
6/27/2018	358,662	PMTRX00011529	Accounts Payable	1985316	Fisher Scientific			\$152.91
6/27/2018	358,675	PMTRX00011529	Accounts Payable	2456809	RUMPKE			\$310.00
6/27/2018	358,676	PMTRX00011529	Accounts Payable	2456647	RUMPKE			\$120.00
6/27/2018	358,714	RECVG00002372	Accounts Payable	RCT0000010483	Industrial Wire Rope Supply Co Inc			\$380.00
6/27/2018	358,715	RECVG00002372	Accounts Payable	RCT0000010484	Pollard Water			\$156.70
6/27/2018	358,729	PMTRX00011530	Accounts Payable	10300223228 1/3	Duke Energy			\$8,947.96
6/27/2018	358,730	PMTRX00011530	Accounts Payable	11402057019 1/3	Duke Energy			\$66.55
6/27/2018	358,739	PMTRX00011530	Accounts Payable	2271385	Ideal Supplies Inc			\$290.00
6/27/2018	358,740	PMTRX00011530	Accounts Payable	2271375	Ideal Supplies Inc			\$240.00
6/27/2018	358,741	PMTRX00011530	Accounts Payable	2271376	Ideal Supplies Inc			\$240.00
6/27/2018	358,742	PMTRX00011530	Accounts Payable	2271374	Ideal Supplies Inc			\$326.25
6/27/2018	358,743	PMTRX00011530	Accounts Payable	2271373	Ideal Supplies Inc			\$720.00
6/27/2018	358,830	PMTRX00011532	Accounts Payable	47157321436 1/3	Fifth Third Bank-Visa			\$8,553.27
6/28/2018	358,402	PMTRX00011524	Accounts Payable	MILEAGE 06/18	McGrath William D			\$13.63
6/28/2018	358,466	PMTRX00011526	Accounts Payable	11023488	Hach Company			\$276.18
6/28/2018	358,663	PMTRX00011529	Accounts Payable	413815	Hall's Paving & Sealing, Inc.			\$11,671.30
6/28/2018	358,669	PMTRX00011529	Accounts Payable	25717	Literature Fulfillment Services			\$17,100.74
6/28/2018	358,692	PMTRX00011529	Accounts Payable	553400	Wildman Corporate Apparel			\$188.84
6/28/2018	358,731	PMTRX00011530	Accounts Payable	27102181013 1/3	Duke Energy			\$10.89
6/28/2018	358,738	PMTRX00011530	Accounts Payable	2271417	Ideal Supplies Inc			\$725.00
6/28/2018	358,750	PMTRX00011530	Accounts Payable	927431..	Lowe's			\$53.04
6/28/2018	358,754	PMTRX00011530	Accounts Payable	5121002 1/3	Owen Electric Cooperative Inc			\$35.30
6/29/2018	358,385	PMTRX00011523	Accounts Payable	A0005344 2ND QTR18	United Way of Greater Cinti			\$951.08
6/29/2018	358,386	PMCHK00007088	Accounts Payable	94908	United Way of Greater Cinti		\$951.08	
6/29/2018	358,445	PMTRX00011526	Accounts Payable	FIRE HYDRANT 1994	Borne Alberta			\$72.80
6/29/2018	358,447	PMTRX00011526	Accounts Payable	FIRE HYDRANT 1995	Carrera Const.			\$146.78
6/29/2018	358,452	PMTRX00011526	Accounts Payable	REFUND CREDIT 06/18	Clegg, Jeffrey			\$101.22
6/29/2018	358,453	PMTRX00011526	Accounts Payable	246694	Crescent Springs Hardware			\$33.95
6/29/2018	358,460	PMTRX00011526	Accounts Payable	REFUND CREDIT 06/18	Foundray, Jodi			\$30.24
6/29/2018	358,461	PMTRX00011526	Accounts Payable	REFUND CREDIT 06/18	Freeland, Jamie			\$18.77
6/29/2018	358,486	PMTRX00011526	Accounts Payable	UNIFORMS 06/18	Gosney, David			\$38.06
6/29/2018	358,487	PMTRX00011526	Accounts Payable	REFUND CREDIT 06/18	Illg, Walter			\$66.47
6/29/2018	358,492	PMTRX00011526	Accounts Payable	FIRE HYDRANT 1991	Krentz, Christian			\$131.27
6/29/2018	358,493	PMTRX00011526	Accounts Payable	FIRE HYDRANT 1984	Leak Eliminators			\$527.18
6/29/2018	358,494	PMTRX00011526	Accounts Payable	903214	Lowe's			\$3.57
6/29/2018	358,497	PMTRX00011526	Accounts Payable	FIRE HYDRANT 1989	Mark Spaulding Construction			\$12.38
6/29/2018	358,498	PMTRX00011526	Accounts Payable	REFUND CREDIT 06/18	O'Rourke Wrecking Co			\$145.59
6/29/2018	358,499	PMTRX00011526	Accounts Payable	FIRE HYDRANT 1998	Perry Robert			\$81.15
6/29/2018	358,507	PMTRX00011526	Accounts Payable	FIRE HYDRANT 1997	Timmerding, Sean			\$110.39
6/29/2018	358,524	PMTRX00011526	Accounts Payable	FIRE HYDRANT 1993	Ziegler, Chris			\$220.00
6/29/2018	358,652	PMTRX00011529	Accounts Payable	27770	Brighton Truck Service			\$2,628.16
6/29/2018	358,656	PMTRX00011529	Accounts Payable	246695	Crescent Springs Hardware			\$5.98
6/29/2018	358,660	PMTRX00011529	Accounts Payable	20268816	Environmental Laboratories, Inc.			\$42.00

6/29/2018	358,681	PMTRX00011529	Accounts Payable	REFUND CREDIT 06/18	Schmitz, Mindy		\$73.18	
6/29/2018	358,686	PMTRX00011529	Accounts Payable	CI-794917	Univar USA Inc.		\$5,975.25	
6/29/2018	358,734	PMTRX00011530	Accounts Payable	2271468	Ideal Supplies Inc		\$180.00	
6/29/2018	358,735	PMTRX00011530	Accounts Payable	2271467	Ideal Supplies Inc		\$240.00	
6/29/2018	358,736	PMTRX00011530	Accounts Payable	2271447	Ideal Supplies Inc		\$262.00	
6/29/2018	358,737	PMTRX00011530	Accounts Payable	2271428	Ideal Supplies Inc		\$318.75	
6/29/2018	358,749	PMTRX00011530	Accounts Payable	903221	Lowe's		\$59.45	
6/29/2018	358,879	RECVG00002373	Accounts Payable	RCT00000010486	Janell Inc.		\$1,944.00	
6/29/2018	358,883	PMTRX00011533	Accounts Payable	4910801 1/3	Cincinnati Bell		\$129.31	
6/29/2018	358,884	PMTRX00011533	Accounts Payable	1031033 1/3	Cincinnati Bell		\$115.94	
6/29/2018	358,889	PMTRX00011533	Accounts Payable	FIRE HYDRANT 1983	Len Riegler Blacktop, Inc.		\$446.78	
6/30/2018	358,649	GLTRX00046529					\$50,000.00	
6/30/2018	358,671	PMTRX00011529	Accounts Payable	17842106	Matheson Tri-Gas, Inc.		\$208.73	
6/30/2018	358,748	PMTRX00011530	Accounts Payable	MILEAGE 06/18	Kampsen, Stacey		\$106.28	
6/30/2018	358,755	PMTRX00011530	Accounts Payable	Jun-18	Colleen Medert-Petty Cash		\$20.00	
6/30/2018	358,757	PMTRX00011530	Accounts Payable	MILEAGE 06/18	Jeff Schuchter		\$26.16	
6/30/2018	358,758	PMTRX00011530	Accounts Payable	TAPPING TEAM 06/18	Tischner, Mark		\$466.15	
System:	DETAILED TRIAL B 9/24/2018	12:01:21 PM	Page:	190	User Date:	9/24/2018	User ID:	skampsen
N Ky Water District								
6/30/2018	358,760	PMTRX00011530	Accounts Payable	AWWA VEGAS 06/18	Wagner, Douglas		\$484.06	
6/30/2018	358,894	PMTRX00011533	Accounts Payable	93762	R & M Welding Products Inc		\$284.35	
6/30/2018	358,896	PMTRX00011533	Accounts Payable	107020948	Sumerel Tire Co., Inc., Bob		\$168.97	
			Totals:	231-0001-000	Net Change	Ending Balance		
Account:	231-0002-000		Description:	Accounts Payable - I.R. & R.	\$66,864.96	(\$442,769.83)	\$8,119,363.97	\$8,052,499.01
Trx Date	Jrnl No.	Orig. Audit Trail	Distribution Reference	Beginning Balance:	(\$149,067.63)			
				Orig. Master Number			Debit	Credit
1/2/2018	350,508	RECVG00002318	Accounts Payable	RCT0000010178	Endress & Hauser, Inc.			\$1,025.90
1/3/2018	350,507	RECVG00002318	Accounts Payable	RCT00000010176	Endress & Hauser, Inc.			\$5,680.02
1/3/2018	351,177	RECVG00002323	Accounts Payable	RCT0000010204	CDW Government Inc.			\$1,733.98
1/4/2018	350,509	RECVG00002318	Accounts Payable	RCT00000010180	Endress & Hauser, Inc.			\$5,230.55
1/4/2018	351,176	RECVG00002323	Accounts Payable	RCT00000010203	Vivax Metrotech			\$3,632.74
1/5/2018	350,506	RECVG00002318	Accounts Payable	RCT0000010173	CDW Government Inc.			\$80.79
1/11/2018	350,128	PMCHK00006972	Accounts Payable	10197	Anixter Inc		\$1,170.50	
1/11/2018	350,129	PMCHK00006972	Accounts Payable	10198	Aegis Protective Services		\$4,815.56	
1/11/2018	350,130	PMCHK00006972	Accounts Payable	10199	HDR Engineering, Inc.		\$630.00	
1/19/2018	350,510	PMCHK00006979	Accounts Payable	10200	CDW Government Inc.		\$80.79	
1/19/2018	350,511	PMCHK00006979	Accounts Payable	10201	Endress & Hauser, Inc.		\$11,936.47	
1/19/2018	350,512	PMCHK00006979	Accounts Payable	10202	HDR Engineering, Inc.		\$2,530.00	
1/19/2018	350,513	PMCHK00006979	Accounts Payable	10203	Smith & Brown Contractors, Inc		\$85,900.77	
1/19/2018	350,514	PMCHK00006979	Accounts Payable	10204	ORR Safety		\$4,250.00	
1/19/2018	351,173	PMTRX00011358	Accounts Payable	117086	Geotechnology			\$718.25
1/22/2018	351,174	RECVG00002323	Accounts Payable	RCT0000010201	CDW Government Inc.			\$3,682.53
1/22/2018	351,175	RECVG00002323	Accounts Payable	RCT00000010202	CDW Government Inc.			\$3,713.70
1/30/2018	350,994	PMCHK00006986	Accounts Payable	10205	The Henry P Thompson Co		\$45,560.00	
1/30/2018	350,995	PMCHK00006986	Accounts Payable	10206	Siemens Industry, Inc.		\$3,250.80	
2/1/2018	351,178	PMCHK00006988	Accounts Payable	10207	Geotechnology		\$718.25	
2/1/2018	351,179	PMCHK00006988	Accounts Payable	10208	CDW Government Inc.		\$9,130.21	
2/1/2018	351,180	PMCHK00006988	Accounts Payable	10209	Vivax Metrotech		\$3,632.74	
2/1/2018	351,556	PMTRX00011366	Accounts Payable	APPLICATION 6 SUB M	Smith & Brown Contractors, Inc			\$54,849.60
2/1/2018	351,557	RECVG00002326	Accounts Payable	RCT00000010209	E.S.R.I. Inc.			\$9,000.00
2/1/2018	351,886	PMTRX00011375	Accounts Payable	4127867	Pump Pro's			\$408.50
2/1/2018	352,314	RECVG00002331	Accounts Payable	RCT0000010248	CDW Government Inc.			\$4,999.98
2/1/2018	352,318	RECVG00002331	Accounts Payable	RCT00000010252	Badger Meter, Inc.			\$122,580.00
2/1/2018	352,319	RECVG00002331	Accounts Payable	RCT0000010253	Badger Meter, Inc.			\$166,015.00
2/1/2018	352,320	RECVG00002331	Accounts Payable	RCT00000010254	Badger Meter, Inc.			\$2,065.00
2/1/2018	352,704	RECVG00002335	Accounts Payable	RCT00000010272	Graybar Electric Co. Inc			\$4,231.96
2/1/2018	352,706	RECVG00002335	Accounts Payable	RCT00000010274	Rosemount Inc.			\$11,895.68
2/2/2018	352,311	PMTRX00011385	Accounts Payable	730	Magna Engineers			\$21,940.00
2/6/2018	352,316	RECVG00002331	Accounts Payable	RCT0000010250	Badger Meter, Inc.			\$27,300.00

2/7/2018	352,317	RECVG00002331	Accounts Payable	RCT0000010251	Badger Meter, Inc.		\$35,595.00
2/8/2018	351,558	PMCHK00006992	Accounts Payable	10210	Smith & Brown Contractors, Inc	\$54,849.60	
2/8/2018	351,559	PMCHK00006992	Accounts Payable	10211	E.S.R.I. Inc.	\$9,000.00	
2/9/2018	351,571	PMCHK00006993	Accounts Payable	10212	Hrezo Engineering, Inc	\$960.00	
2/14/2018	352,312	RECVG00002331	Accounts Payable	RCT0000010246	Consolidated Pipe & Supply Co		\$1,099.00
2/14/2018	352,313	RECVG00002331	Accounts Payable	RCT0000010247	Bain Enterprises		\$15,300.00
2/15/2018	352,315	RECVG00002331	Accounts Payable	RCT0000010249	Magikist LTD		\$2,744.22
2/16/2018	352,310	PMTRX00011385	Accounts Payable	LATONIA LAKES.	Kenton Co. Fiscal Court		\$64,925.75
2/19/2018	352,105	PMCHK00007000	Accounts Payable	93373	Pump Pro's	\$408.50	
2/21/2018	352,702	PMTRX00011393	Accounts Payable	102241	Pollard Water		\$831.17
2/22/2018	352,321	PMCHK00007005	Accounts Payable	10213	Kenton Co. Fiscal Court	\$64,925.75	
2/22/2018	352,322	PMCHK00007005	Accounts Payable	10214	Magna Engineers	\$21,940.00	
2/22/2018	352,323	PMCHK00007005	Accounts Payable	10215	Consolidated Pipe & Supply Co	\$1,099.00	
2/22/2018	352,324	PMCHK00007005	Accounts Payable	10216	Bain Enterprises	\$15,300.00	
2/22/2018	352,325	PMCHK00007005	Accounts Payable	10217	CDW Government Inc.	\$4,999.98	
2/22/2018	352,326	PMCHK00007005	Accounts Payable	10218	Magikist LTD	\$2,744.22	
2/22/2018	352,327	PMCHK00007005	Accounts Payable	10219	Badger Meter, Inc.	\$353,555.00	
2/22/2018	352,703	RECVG00002335	Accounts Payable	RCT0000010271	Waltz Business Solutions		\$9,977.14
2/27/2018	352,705	RECVG00002335	Accounts Payable	RCT0000010273	National Business Furniture		\$2,350.00
3/1/2018	352,707	PMCHK00007010	Accounts Payable	10220	Pollard Water	\$831.17	
3/1/2018	352,708	PMCHK00007010	Accounts Payable	10221	Waltz Business Solutions	\$9,977.14	
3/1/2018	352,709	PMCHK00007010	Accounts Payable	10222	Graybar Electric Co. Inc	\$4,231.96	
3/1/2018	352,710	PMCHK00007010	Accounts Payable	10223	National Business Furniture	\$2,350.00	
3/1/2018	352,711	PMCHK00007010	Accounts Payable	10224	Rosemount Inc.	\$11,895.68	
3/1/2018	353,109	PMTRX00011401	Accounts Payable	5899634	Fisher Scientific		\$2,069.18
3/1/2018	353,165	RECVG00002337	Accounts Payable	RCT0000010282	Pump Pro's		\$3,873.36
3/1/2018	353,443	PMTRX00011409	Accounts Payable	1200102702	HDR Engineering, Inc.		\$923.36
3/1/2018	353,444	RECVG00002339	Accounts Payable	RCT0000010297	CDW Government Inc.		\$1,692.35
3/1/2018	353,445	RECVG00002339	Accounts Payable	RCT0000010298	Badger Meter, Inc.		\$3,007.60
3/9/2018	353,110	PMCHK00007014	Accounts Payable	10225	Fisher Scientific	\$2,069.18	
3/12/2018	353,262	PMCHK00007015	Accounts Payable	93629	Pump Pro's	\$3,873.36	
3/15/2018	353,446	PMCHK00007019	Accounts Payable	10226	HDR Engineering, Inc.	\$923.36	
System:	DETAILED TRIAL B	9/24/2018	12:01:21 PM	Page:	191	User Date:	9/24/2018
						User ID:	skampsen
N Ky Water District							
3/15/2018	353,447	PMCHK00007019	Accounts Payable	10227	CDW Government Inc.	\$1,692.35	
3/15/2018	353,448	PMCHK00007019	Accounts Payable	10228	Badger Meter, Inc.	\$3,007.60	
4/1/2018	354,762	PMTRX00011436	Accounts Payable	9253393	Fisher Scientific		\$3,944.60
4/1/2018	354,763	RECVG00002345	Accounts Payable	RCT0000010342	CDW Government Inc.		\$770.90
4/1/2018	354,764	RECVG00002345	Accounts Payable	RCT0000010343	CDW Government Inc.		\$1,483.29
4/1/2018	354,765	RECVG00002345	Accounts Payable	RCT0000010344	B C Engineering Co.		\$4,888.00
4/1/2018	354,766	RECVG00002345	Accounts Payable	RCT0000010345	Graybar Electric Co. Inc		\$3,022.00
4/1/2018	355,080	RECVG00002346	Accounts Payable	RCT0000010346	National Business Furniture		\$2,350.00
4/2/2018	355,334	RECVG00002348	Accounts Payable	RCT0000010360	Chesley Associates, Inc.		\$7,380.13
4/5/2018	355,078	PMTRX00011443	Accounts Payable	9674	Cornwell Engineering Group, Inc		\$6,712.42
4/11/2018	355,079	PMTRX00011443	Accounts Payable	APPLICATION 7 SUB M	Smith & Brown Contractors, Inc		\$141,341.40
4/12/2018	354,767	PMCHK00007034	Accounts Payable	10229	CDW Government Inc.	\$2,254.19	
4/12/2018	354,768	PMCHK00007034	Accounts Payable	10230	B C Engineering Co.	\$4,888.00	
4/12/2018	354,769	PMCHK00007034	Accounts Payable	10231	Graybar Electric Co. Inc	\$3,022.00	
4/12/2018	354,770	PMCHK00007034	Accounts Payable	10232	Fisher Scientific	\$3,944.60	
4/19/2018	355,081	PMCHK00007038	Accounts Payable	10233	National Business Furniture	\$2,350.00	
4/19/2018	355,082	PMCHK00007038	Accounts Payable	10234	Cornwell Engineering Group, Inc	\$6,712.42	
4/19/2018	355,083	PMCHK00007038	Accounts Payable	10235	Smith & Brown Contractors, Inc	\$141,341.40	
4/19/2018	355,729	RECVG00002350	Accounts Payable	RCT0000010368	Air Marketing Group LLC		\$3,045.00
4/26/2018	355,335	PMCHK00007045	Accounts Payable	10236	Chesley Associates, Inc.	\$7,380.13	
5/1/2018	356,367	RECVG00002353	Accounts Payable	RCT0000010386	ITSAVVY LLC		\$3,849.36
5/1/2018	356,369	PMTRX00011474	Accounts Payable	0001627881-57333.	Enquirer Media		\$435.80
5/1/2018	356,562	RECVG00002355	Accounts Payable	RCT0000010396	Southeastern Automation, Inc		\$6,537.58
5/3/2018	357,194	RECVG00002360	Accounts Payable	RCT0000010423	Hach Company		\$8,089.70
5/4/2018	355,730	PMCHK00007051	Accounts Payable	10237	Air Marketing Group LLC	\$3,045.00	

5/4/2018	356,368	PMTRX00011474	Accounts Payable	9714	Cornwell Engineering Group, Inc		\$19,892.50	
5/7/2018	356,868	PMTRX00011487	Accounts Payable	1800000739	Kentucky State Treasurer		\$43,933.88	
5/7/2018	357,195	RECVG00002360	Accounts Payable	RCT0000010424	Applied Industrial Technologies		\$5,345.80	
5/15/2018	356,869	RECVG00002357	Accounts Payable	RCT0000010416	Fastech Alarms &		\$2,075.30	
5/16/2018	356,560	PMTRX00011478	Accounts Payable	6-183-60270	FedEX		\$7.85	
5/18/2018	356,370	PMCHK00007058	Accounts Payable	10238	Cornwell Engineering Group, Inc	\$19,892.50		
5/18/2018	356,371	PMCHK00007058	Accounts Payable	10239	Enquirer Media	\$435.80		
5/18/2018	356,372	PMCHK00007058	Accounts Payable	10240	ITSAVVY LLC	\$3,849.36		
5/23/2018	356,561	PMTRX00011478	Accounts Payable	170364-5R	CT Consultants		\$338.12	
5/25/2018	356,563	PMCHK00007062	Accounts Payable	10241	Southeastern Automation, Inc	\$6,537.58		
5/25/2018	356,564	PMCHK00007062	Accounts Payable	10242	FedEX	\$7.85		
5/25/2018	356,565	PMCHK00007062	Accounts Payable	10243	CT Consultants	\$338.12		
6/1/2018	356,870	PMCHK00007067	Accounts Payable	10244	Kentucky State Treasurer	\$43,933.88		
6/1/2018	356,871	PMCHK00007067	Accounts Payable	10245	Fastech Alarms &	\$2,075.30		
6/1/2018	357,584	PMTRX00011501	Accounts Payable	APPLICATION 8 SUB M	Smith & Brown Contractors, Inc		\$94,597.28	
6/1/2018	357,585	RECVG00002363	Accounts Payable	RCT0000010441	Heartland Industrial Solutions LLC		\$14,700.00	
6/1/2018	357,586	RECVG00002363	Accounts Payable	RCT0000010442	Advanced Utility Systems		\$15,000.00	
6/1/2018	357,910	RECVG00002366	Accounts Payable	RCT0000010454	CBT Company		\$1,508.40	
6/1/2018	358,309	PMTRX00011519	Accounts Payable	MWX7275	CDW Government Inc.		\$772.11	
6/1/2018	358,310	RECVG00002370	Accounts Payable	RCT0000010468	The Henry P Thompson Co		\$9,500.00	
6/7/2018	357,196	PMCHK00007072	Accounts Payable	10246	Hach Company	\$8,089.70		
6/7/2018	357,197	PMCHK00007072	Accounts Payable	10247	Applied Industrial Technologies	\$5,345.80		
6/8/2018	357,909	PMTRX00011511	Accounts Payable	9740	Cornwell Engineering Group, Inc		\$2,455.63	
6/14/2018	357,587	PMCHK00007075	Accounts Payable	10248	Heartland Industrial Solutions LLC	\$14,700.00		
6/14/2018	357,588	PMCHK00007075	Accounts Payable	10249	Advanced Utility Systems	\$15,000.00		
6/14/2018	357,589	PMCHK00007075	Accounts Payable	10250	Smith & Brown Contractors, Inc	\$94,597.28		
6/15/2018	358,311	RECVG00002370	Accounts Payable	RCT0000010469	United Electric Co. Inc.		\$5,239.00	
6/21/2018	357,911	PMCHK00007081	Accounts Payable	10251	Cornwell Engineering Group, Inc	\$2,455.63		
6/21/2018	357,912	PMCHK00007081	Accounts Payable	10252	CBT Company	\$1,508.40		
6/28/2018	358,312	PMCHK00007085	Accounts Payable	10253	CDW Government Inc.	\$772.11		
6/28/2018	358,313	PMCHK00007085	Accounts Payable	10254	The Henry P Thompson Co	\$9,500.00		
6/28/2018	358,314	PMCHK00007085	Accounts Payable	10255	United Electric Co. Inc.	\$5,239.00		

Account:	231-0005-000	Totals:	Account:	231-0002-000	Net Change	Ending Balance		
Trx Date	Jrnl No.	Description:	Project Retainage	Beginning Balance:	\$149,067.63	\$0.00	\$1,153,455.99	\$1,004,388.36

Trx Date	Jrnl No.	Orig. Audit Trail	Distribution Reference	Orig. Master Number	Orig. Master Name	Debit	Credit
1/19/2018	351,154	PMTRX00011357	Purchases	APPLICATION 2 TMTP	Dugan & Meyers Const. Co.		\$29,493.00
2/1/2018	351,556	PMTRX00011366	Purchases	APPLICATION 6 SUB M	Smith & Brown Contractors, Inc		\$6,094.40
2/1/2018	352,235	PMTRX00011382	Purchases	APPLICATION 4 MADISO	Howell Contractors, Inc.		\$14,091.62
2/2/2018	351,549	PMTRX00011365	Purchases	APPLICATION 1 BUTTER	Rose Excavating & Development Inc.		\$34,873.65
2/2/2018	351,968	GLTRX00045688				\$34,873.65	
2/2/2018	351,968	GLTRX00045688					\$3,874.85
2/26/2018	352,690	PMTRX00011392	Purchases	APPLICATION 2 BUTTER	Rose Excavating & Development Inc.		\$4,550.15
3/1/2018	353,102	PMTRX00011400	Purchases	APPLICATION 3 TMTP F	Dugan & Meyers Const. Co.		\$3,646.00
3/3/2018	353,626	PMTRX00011414	Purchases	APPLICATION 10 FINAL	Building Crafts Inc.	\$138,388.14	
4/1/2018	354,518	PMTRX00011428	Purchases	320	Gemmer & Sons Inc.	\$7,890.25	
4/1/2018	354,755	PMTRX00011435	Purchases	APPLICATION 4 TMTP	Dugan & Meyers LLC		\$21,363.44

System: DETAILED TRIAL B 9/24/2018 12:01:21 PM Page: 192 User Date: 9/24/2018 User ID: skampsen

4/1/2018	354,756	PMTRX00011435	Purchases	APPLICATION 1 HIGHLA	Smithcorp, Inc.		\$9,326.90
4/1/2018	354,757	PMTRX00011435	Purchases	APPLICATION 3 BUTTER	Rose Excavating & Development Inc.		\$13,782.71
4/1/2018	355,086	PMTRX00011444	Purchases	2697	Larry Smith Incorporated		\$7,673.30
4/11/2018	355,079	PMTRX00011443	Purchases	APPLICATION 7 SUB M	Smith & Brown Contractors, Inc		\$15,704.60
4/26/2018	355,724	PMTRX00011459	Purchases	320-4 FINAL	Gemmer & Sons Inc.	\$10,910.35	
5/1/2018	356,041	PMTRX00011466	Purchases	APPLICATION 1 BIRCH	Larry Smith Incorporated		\$6,600.93
5/1/2018	356,043	PMTRX00011466	Purchases	APPLICATION 5 TMTP	Dugan & Meyers LLC		\$20,081.73
5/1/2018	356,307	PMTRX00011471	Purchases	APPLICATION 4 BUTTER	Rose Excavating & Development Inc.		\$13,414.29
5/1/2018	356,553	PMTRX00011477	Purchases	2732	Larry Smith Incorporated	\$7,673.30	
5/14/2018	356,552	PMTRX00011477	Purchases	BUTTERMILK FINAL	Rose Excavating & Development Inc.	\$35,622.00	

5/21/2018	356,551	PMTRX00011477	Purchases	521	Gemmer & Sons Inc.		\$10,011.50
5/23/2018	358,427	PMTRX00011525	Purchases	618 WINTERS LN	Gemmer & Sons Inc.		\$20,456.72
5/25/2018	357,192	PMTRX00011491	Purchases	APPLICATION 1 EDGEWO	Northeast Ky Excavating Co Inc.		\$16,440.14
6/1/2018	357,584	PMTRX00011501	Purchases	APPLICATION 8 SUB M	Smith & Brown Contractors, Inc	\$76,398.28	
6/1/2018	357,590	PMTRX00011502	Purchases	APPLICATION 5 MADISO	Howell Contractors, Inc.	\$85,280.72	
6/1/2018	357,703	PMTRX00011506	Purchases	DAYTON TANK	L.C. United Painting Co., Inc.		\$13,259.00
6/1/2018	357,893	PMTRX00011510	Purchases	APPLICATION 6 TMTP	Dugan & Meyers LLC		\$8,005.44
6/14/2018	357,897	PMTRX00011510	Purchases	2797	Larry Smith Incorporated	\$6,600.93	
6/19/2018	357,886	PMVVR00001383	Purchases	DAYTON TANK	L.C. United Painting Co., Inc.	\$13,259.00	
6/22/2018	357,997	PMTRX00011515	Purchases	DAYTON TANK 08/17	L.C. United Painting Co., Inc.		\$20,000.00
6/22/2018	358,426	PMTRX00011525	Purchases	APPLICATION 1 ERLANG	Rose Excavating & Development Inc.		\$11,356.71

Totals:			Account:	231-0005-000	Net Change	Ending Balance		
Account:	231-0009-000	Description:	Accrued accounts payable - Legal	Beginning Balance:	\$112,795.54	(\$229,542.48)	\$416,896.62	\$304,101.08
Trx Date	Jrnl No.	Orig. Audit Trail	Distribution Reference	Orig. Master Number	Orig. Master Name	Debit	Credit	
1/31/2018	351,219	GLTRX00045565					\$6,500.00	
2/28/2018	352,970	GLTRX00045845					\$6,500.00	
3/1/2018	354,075	PMTRX00011421	Purchases	Nov-17	Frost Brown Todd LLC	\$6,500.00		
3/29/2018	354,153	GLTRX00045968					\$6,500.00	
4/30/2018	355,647	GLTRX00046117					\$6,500.00	
5/31/2018	356,993	GLTRX00046311					\$6,500.00	
6/30/2018	358,262	GLTRX00046473					\$6,500.00	

Totals:			Account:	231-0009-000	Net Change	Ending Balance		
Account:	231-0027-000	Description:	Accounts Payable - Ban 2011	Beginning Balance:	(\$32,500.00)	(\$45,500.00)	\$6,500.00	\$39,000.00
Trx Date	Jrnl No.	Orig. Audit Trail	Distribution Reference	Orig. Master Number	Orig. Master Name	Debit	Credit	
4/1/2018	355,124	PMTRX00011447	Accounts Payable	0001524764-57333.	Enquirer Media		\$550.36	
4/19/2018	355,125	PMCHK00007041	Accounts Payable	3387	Enquirer Media	\$550.36		
5/24/2018	356,566	PMTRX00011479	Accounts Payable	666206	A&S Electric Supply Inc.		\$74.83	
5/25/2018	356,567	PMCHK00007063	Accounts Payable	3388	A&S Electric Supply Inc.	\$74.83		
5/25/2018	357,192	PMTRX00011491	Accounts Payable	APPLICATION 1 EDGEWO	Northeast Ky Excavating Co Inc.		\$147,961.26	
6/1/2018	357,594	PMTRX00011503	Accounts Payable	1800000799	Kentucky State Treasurer		\$45,040.00	
6/1/2018	357,913	PMTRX00011512	Accounts Payable	744	Magna Engineers		\$9,765.00	
6/7/2018	357,193	PMCHK00007071	Accounts Payable	3389	Northeast Ky Excavating Co Inc.	\$147,961.26		
6/11/2018	358,317	PMTRX00011521	Accounts Payable	18-404	Viox & Viox Inc.		\$310.00	
6/11/2018	358,318	PMTRX00011521	Accounts Payable	18-405	Viox & Viox Inc.		\$7,605.00	
6/11/2018	358,319	PMTRX00011521	Accounts Payable	18-406	Viox & Viox Inc.		\$5,085.00	
6/14/2018	357,596	PMCHK00007077	Accounts Payable	3390	Kentucky State Treasurer	\$45,040.00		
6/19/2018	357,914	PMTRX00011512	Accounts Payable	667414	A&S Electric Supply Inc.		\$104.16	
6/21/2018	357,916	PMCHK00007082	Accounts Payable	3391	Magna Engineers	\$9,765.00		
6/21/2018	357,917	PMCHK00007082	Accounts Payable	3392	A&S Electric Supply Inc.	\$104.16		
6/28/2018	358,320	PMCHK00007087	Accounts Payable	3393	Viox & Viox Inc.	\$13,000.00		

Totals:			Account:	231-0027-000	Net Change	Ending Balance		
Account:	231-0029-000	Description:	Accounts Payable - Ban 2017	Beginning Balance:	\$0.00	\$0.00	\$216,495.61	\$216,495.61
Trx Date	Jrnl No.	Orig. Audit Trail	Distribution Reference	Orig. Master Number	Orig. Master Name	Debit	Credit	
1/11/2018	350,106	PMCHK00006971	Accounts Payable	4129	A&S Electric Supply Inc.	\$55.09		
1/11/2018	350,107	PMCHK00006971	Accounts Payable	4130	Building Crafts Inc.	\$150,203.08		
1/11/2018	350,108	PMCHK00006971	Accounts Payable	4131	Gemmer & Sons Inc.	\$169,205.40		
1/11/2018	350,109	PMCHK00006971	Accounts Payable	4132	Wade Trim	\$1,743.00		
1/15/2018	351,151	PMTRX00011357	Accounts Payable	170693-2	CT Consultants		\$1,560.00	
1/15/2018	351,155	PMTRX00011357	Accounts Payable	18241	Cardinal Engineering		\$11,713.65	
1/15/2018	351,156	PMTRX00011357	Accounts Payable	7602	Bayer & Becker, Inc.		\$290.00	
1/19/2018	350,501	PMCHK00006978	Accounts Payable	4133	Howell Contractors, Inc.	\$390,220.70		
1/19/2018	350,502	PMCHK00006978	Accounts Payable	4134	Viox & Viox Inc.	\$9,070.00		
1/19/2018	351,154	PMTRX00011357	Accounts Payable	APPLICATION 2 TMTP	Dugan & Meyers Const. Co.		\$265,437.00	
1/23/2018	351,153	PMTRX00011357	Accounts Payable	22830	KZF Design Inc		\$492.00	

1/26/2018	351,152	PMTRX00011357	Accounts Payable	EASEMENT	Seibert Gregory or Pamela		\$2,000.00
2/1/2018	351,157	PMCHK00006987	Accounts Payable	4135	Bayer & Becker, Inc.	\$290.00	
2/1/2018	351,158	PMCHK00006987	Accounts Payable	4136	Cardinal Engineering	\$11,713.65	
2/1/2018	351,159	PMCHK00006987	Accounts Payable	4137	CT Consultants	\$1,560.00	
2/1/2018	351,160	PMCHK00006987	Accounts Payable	4138	Dugan & Meyers Const. Co.	\$265,437.00	
2/1/2018	351,161	PMCHK00006987	Accounts Payable	4139	KZF Design Inc	\$492.00	
2/1/2018	351,162	PMCHK00006987	Accounts Payable	4140	Seibert Gregory or Pamela	\$2,000.00	
2/1/2018	351,548	PMTRX00011365	Accounts Payable	3008583	Wade Trim		\$3,383.00
2/1/2018	351,550	PMTRX00011365	Accounts Payable	7604	Bayer & Becker, Inc.		\$560.00
2/1/2018	351,551	PMTRX00011365	Accounts Payable	7603	Bayer & Becker, Inc.		\$12,445.00
2/1/2018	351,552	PMTRX00011365	Accounts Payable	FINAL TMTP FLOW PIT	Rose Excavating & Development Inc.		\$39,210.00
2/1/2018	352,230	PMTRX00011382	Accounts Payable	793	Erpenbeck Consulting Engineers, Inc		\$6,900.00
2/1/2018	352,231	PMTRX00011382	Accounts Payable	18-82	Viox & Viox Inc.		\$11,403.25
2/1/2018	352,233	PMTRX00011382	Accounts Payable	18-70	Viox & Viox Inc.		\$3,083.00
2/1/2018	352,234	PMTRX00011382	Accounts Payable	18-57	Viox & Viox Inc.		\$6,040.00
2/1/2018	352,235	PMTRX00011382	Accounts Payable	APPLICATION 4 MADISO	Howell Contractors, Inc.		\$126,824.59
2/1/2018	352,237	PMTRX00011382	Accounts Payable	1200096589	HDR Engineering, Inc.		\$630.00
2/2/2018	351,549	PMTRX00011365	Accounts Payable	APPLICATION 1 BUTTER	Rose Excavating & Development Inc.		\$34,873.65
2/8/2018	351,553	PMCHK00006991	Accounts Payable	4141	Wade Trim	\$3,383.00	
2/8/2018	351,554	PMCHK00006991	Accounts Payable	4142	Rose Excavating & Development Inc.	\$74,083.65	
2/8/2018	351,555	PMCHK00006991	Accounts Payable	4143	Bayer & Becker, Inc.	\$13,005.00	
2/9/2018	352,236	PMTRX00011382	Accounts Payable	7852	Bayer & Becker, Inc.		\$5,600.00
2/13/2018	352,695	PMTRX00011392	Accounts Payable	7867	Bayer & Becker, Inc.		\$120.00
2/14/2018	352,692	PMTRX00011392	Accounts Payable	6-087-94985	FedEX		\$29.49
2/14/2018	352,694	PMTRX00011392	Accounts Payable	170693-3	CT Consultants		\$880.00
2/16/2018	352,232	PMTRX00011382	Accounts Payable	18-88	Viox & Viox Inc.		\$2,640.00
2/19/2018	352,691	PMTRX00011392	Accounts Payable	806599	Burgess & Niple LTD		\$8,948.84
2/21/2018	352,693	PMTRX00011392	Accounts Payable	18309	Cardinal Engineering		\$1,875.00
2/22/2018	352,238	PMCHK00007003	Accounts Payable	4144	Erpenbeck Consulting Engineers, Inc	\$6,900.00	
2/22/2018	352,239	PMCHK00007003	Accounts Payable	4145	Viox & Viox Inc.	\$23,166.25	
2/22/2018	352,240	PMCHK00007003	Accounts Payable	4146	Howell Contractors, Inc.	\$126,824.59	
2/22/2018	352,241	PMCHK00007003	Accounts Payable	4147	Bayer & Becker, Inc.	\$5,600.00	
2/22/2018	352,242	PMCHK00007003	Accounts Payable	4148	HDR Engineering, Inc.	\$630.00	
2/26/2018	352,690	PMTRX00011392	Accounts Payable	APPLICATION 2 BUTTER	Rose Excavating & Development Inc.		\$40,951.35
3/1/2018	352,696	PMCHK00007009	Accounts Payable	4149	Bayer & Becker, Inc.	\$120.00	
3/1/2018	352,697	PMCHK00007009	Accounts Payable	4150	Burgess & Niple LTD	\$8,948.84	
3/1/2018	352,698	PMCHK00007009	Accounts Payable	4151	Cardinal Engineering	\$1,875.00	
3/1/2018	352,699	PMCHK00007009	Accounts Payable	4152	CT Consultants	\$880.00	
3/1/2018	352,700	PMCHK00007009	Accounts Payable	4153	FedEX	\$29.49	
3/1/2018	352,701	PMCHK00007009	Accounts Payable	4154	Rose Excavating & Development Inc.	\$40,951.35	
3/1/2018	353,099	PMTRX00011400	Accounts Payable	18-667-01	Otte Enterprises		\$1,555.00
3/1/2018	353,100	PMTRX00011400	Accounts Payable	0001233669-57333	Enquirer Media		\$1,068.92
3/1/2018	353,101	PMTRX00011400	Accounts Payable	5001436	Wade Trim		\$608.00
3/1/2018	353,102	PMTRX00011400	Accounts Payable	APPLICATION 3 TMTP F	Dugan & Meyers Const. Co.		\$32,814.00
3/1/2018	353,103	PMTRX00011400	Accounts Payable	9045774	CSX Transportation, Inc		\$7,035.71
3/1/2018	353,435	PMTRX00011408	Accounts Payable	0001414533-57333	Enquirer Media		\$1,037.61
3/1/2018	353,436	PMTRX00011408	Accounts Payable	7907	Bayer & Becker, Inc.		\$2,985.00
3/1/2018	353,437	PMTRX00011408	Accounts Payable	1200102713	HDR Engineering, Inc.		\$79,008.41
3/2/2018	353,627	PMTRX00011414	Accounts Payable	NK1100-030218	Hrezo Engineering, Inc		\$13,472.42
3/3/2018	353,626	PMTRX00011414	Accounts Payable	APPLICATION 10 FINAL	Building Crafts Inc.		\$187,575.35
3/7/2018	353,438	PMTRX00011408	Accounts Payable	6-110-86890	FedEX		\$48.02
3/7/2018	353,631	PMTRX00011414	Accounts Payable	INV4296602	ORR Safety		\$362.81
3/8/2018	353,104	PMCHK00007013	Accounts Payable	4155	CSX Transportation, Inc	\$7,035.71	
3/8/2018	353,105	PMCHK00007013	Accounts Payable	4156	Dugan & Meyers Const. Co.	\$32,814.00	
3/8/2018	353,106	PMCHK00007013	Accounts Payable	4157	Enquirer Media	\$1,068.92	
3/8/2018	353,107	PMCHK00007013	Accounts Payable	4158	Otte Enterprises	\$1,555.00	
3/8/2018	353,108	PMCHK00007013	Accounts Payable	4159	Wade Trim	\$608.00	
3/12/2018	353,625	PMTRX00011414	Accounts Payable	8086	Bayer & Becker, Inc.		\$7,050.00
3/12/2018	353,630	PMTRX00011414	Accounts Payable	INV4300367	ORR Safety		\$67.67



3/13/2018	353,628	PMTRX00011414	Accounts Payable	18380	Cardinal Engineering		\$2,250.00
3/13/2018	353,629	PMTRX00011414	Accounts Payable	18378	Cardinal Engineering		\$810.75
3/13/2018	353,632	PMTRX00011414	Accounts Payable	170693-4	CT Consultants		\$150.00
3/15/2018	353,439	PMCHK00007018	Accounts Payable	4160	Bayer & Becker, Inc.	\$2,985.00	
3/15/2018	353,440	PMCHK00007018	Accounts Payable	4161	Enquirer Media	\$1,037.61	
3/15/2018	353,441	PMCHK00007018	Accounts Payable	4162	FedEX	\$48.02	
3/15/2018	353,442	PMCHK00007018	Accounts Payable	4163	HDR Engineering, Inc.	\$79,008.41	
3/16/2018	353,624	PMTRX00011414	Accounts Payable	8142	Bayer & Becker, Inc.		\$6,025.00
3/16/2018	353,633	PMTRX00011414	Accounts Payable	180166-1	CT Consultants		\$1,920.00
3/23/2018	353,634	PMCHK00007023	Accounts Payable	4164	Bayer & Becker, Inc.	\$13,075.00	
3/23/2018	353,635	PMCHK00007023	Accounts Payable	4165	Building Crafts Inc.	\$187,575.35	
3/23/2018	353,636	PMCHK00007023	Accounts Payable	4166	Hrezo Engineering, Inc	\$13,472.42	
3/23/2018	353,637	PMCHK00007023	Accounts Payable	4167	Cardinal Engineering	\$3,060.75	
3/23/2018	353,638	PMCHK00007023	Accounts Payable	4168	ORR Safety	\$430.48	
3/23/2018	353,639	PMCHK00007023	Accounts Payable	4169	CT Consultants	\$2,070.00	
System:	DETAILED TRIAL B	9/24/2018	12:01:21 PM	Page:	194	User Date:	9/24/2018
						User ID:	skampsen
N Ky Water District							
4/1/2018	354,518	PMTRX00011428	Accounts Payable	320	Gemmer & Sons Inc.		\$38,091.25
4/1/2018	354,519	PMTRX00011428	Accounts Payable	5001479	Wade Trim		\$56.00
4/1/2018	354,520	PMTRX00011428	Accounts Payable	663168	A&S Electric Supply Inc.		\$150.12
4/1/2018	354,521	PMTRX00011428	Accounts Payable	663473	A&S Electric Supply Inc.		\$54.00
4/1/2018	354,522	PMTRX00011428	Accounts Payable	1200106593	HDR Engineering, Inc.		\$3,132.39
4/1/2018	354,754	PMTRX00011435	Accounts Payable	18016	Cardinal Engineering		\$2,525.75
4/1/2018	354,755	PMTRX00011435	Accounts Payable	APPLICATION 4 TMTP	Dugan & Meyers LLC		\$192,270.94
4/1/2018	354,756	PMTRX00011435	Accounts Payable	APPLICATION 1 HIGHLA	Smithcorp, Inc.		\$83,942.10
4/1/2018	354,757	PMTRX00011435	Accounts Payable	APPLICATION 3 BUTTER	Rose Excavating & Development Inc.		\$124,044.39
4/1/2018	355,085	PMTRX00011444	Accounts Payable	800	Erpenbeck Consulting Engineers, Inc		\$7,760.00
4/1/2018	355,086	PMTRX00011444	Accounts Payable	2697	Larry Smith Incorporated		\$69,059.70
4/1/2018	355,087	PMTRX00011444	Accounts Payable	INV4322164	ORR Safety		\$1,087.76
4/1/2018	355,122	PMTRX00011446	Accounts Payable	0001524764-57333	Enquirer Media		\$2,141.41
4/6/2018	354,523	PMCHK00007029	Accounts Payable	4170	A&S Electric Supply Inc.	\$204.12	
4/6/2018	354,524	PMCHK00007029	Accounts Payable	4171	Gemmer & Sons Inc.	\$38,091.25	
4/6/2018	354,525	PMCHK00007029	Accounts Payable	4172	HDR Engineering, Inc.	\$3,132.39	
4/6/2018	354,526	PMCHK00007029	Accounts Payable	4173	Wade Trim	\$56.00	
4/9/2018	355,084	PMTRX00011444	Accounts Payable	8283	Bayer & Becker, Inc.		\$950.00
4/11/2018	355,088	PMTRX00011444	Accounts Payable	664191	A&S Electric Supply Inc.		\$54.00
4/11/2018	355,089	PMTRX00011444	Accounts Payable	664190	A&S Electric Supply Inc.		\$54.00
4/11/2018	355,324	PMTRX00011451	Accounts Payable	8324	Bayer & Becker, Inc.		\$7,165.00
4/12/2018	354,758	PMCHK00007033	Accounts Payable	4174	Cardinal Engineering	\$2,525.75	
4/12/2018	354,759	PMCHK00007033	Accounts Payable	4175	Dugan & Meyers LLC	\$192,270.94	
4/12/2018	354,760	PMCHK00007033	Accounts Payable	4176	Rose Excavating & Development Inc.	\$124,044.39	
4/12/2018	354,761	PMCHK00007033	Accounts Payable	4177	Smithcorp, Inc.	\$83,942.10	
4/12/2018	355,326	PMTRX00011451	Accounts Payable	18428	Cardinal Engineering		\$984.50
4/12/2018	355,327	PMTRX00011451	Accounts Payable	18429	Cardinal Engineering		\$721.00
4/17/2018	355,325	PMTRX00011451	Accounts Payable	NK1100-041718	Hrezo Engineering, Inc		\$2,719.36
4/18/2018	355,323	PMTRX00011451	Accounts Payable	180166-2	CT Consultants		\$5,585.00
4/18/2018	355,328	PMTRX00011451	Accounts Payable	664508	A&S Electric Supply Inc.		\$106.08
4/19/2018	355,090	PMCHK00007039	Accounts Payable	4178	Bayer & Becker, Inc.	\$950.00	
4/19/2018	355,091	PMCHK00007039	Accounts Payable	4179	Erpenbeck Consulting Engineers, Inc	\$7,760.00	
4/19/2018	355,092	PMCHK00007039	Accounts Payable	4180	Larry Smith Incorporated	\$69,059.70	
4/19/2018	355,093	PMCHK00007039	Accounts Payable	4181	ORR Safety	\$1,087.76	
4/19/2018	355,094	PMCHK00007039	Accounts Payable	4182	A&S Electric Supply Inc.	\$108.00	
4/19/2018	355,123	PMCHK00007040	Accounts Payable	4183	Enquirer Media	\$2,141.41	
4/23/2018	355,725	PMTRX00011459	Accounts Payable	18-238	Viox & Viox Inc.		\$3,490.00
4/25/2018	355,722	PMTRX00011459	Accounts Payable	664909	A&S Electric Supply Inc.		\$106.08
4/25/2018	355,723	PMTRX00011459	Accounts Payable	664853	A&S Electric Supply Inc.		\$106.08
4/26/2018	355,329	PMCHK00007044	Accounts Payable	4184	CT Consultants	\$5,585.00	
4/26/2018	355,330	PMCHK00007044	Accounts Payable	4185	Bayer & Becker, Inc.	\$7,165.00	
4/26/2018	355,331	PMCHK00007044	Accounts Payable	4186	Hrezo Engineering, Inc	\$2,719.36	

4/26/2018	355,332	PMCHK00007044	Accounts Payable	4187	Cardinal Engineering	\$1,705.50	
4/26/2018	355,333	PMCHK00007044	Accounts Payable	4188	A&S Electric Supply Inc.	\$106.08	
4/26/2018	355,724	PMTRX00011459	Accounts Payable	320-4 FINAL	Gemmer & Sons Inc.		\$15,410.35
4/30/2018	355,721	PMTRX00011459	Accounts Payable	665075	A&S Electric Supply Inc.		\$85.25
5/1/2018	356,040	PMTRX00011466	Accounts Payable	18-223	Viox & Viox Inc.		\$1,487.75
5/1/2018	356,041	PMTRX00011466	Accounts Payable	APPLICATION 1 BIRCH	Larry Smith Incorporated		\$59,408.40
5/1/2018	356,042	PMTRX00011466	Accounts Payable	5001516	Wade Trim		\$1,426.00
5/1/2018	356,043	PMTRX00011466	Accounts Payable	APPLICATION 5 TMTP	Dugan & Meyers LLC		\$180,735.59
5/1/2018	356,304	PMTRX00011471	Accounts Payable	0001627796-55961	Enquirer Media		\$422.59
5/1/2018	356,305	PMTRX00011471	Accounts Payable	0001627881-57333	Enquirer Media		\$483.75
5/1/2018	356,307	PMTRX00011471	Accounts Payable	APPLICATION 4 BUTTER	Rose Excavating & Development Inc.		\$120,728.65
5/1/2018	356,553	PMTRX00011477	Accounts Payable	2732	Larry Smith Incorporated		\$82,196.30
5/4/2018	355,726	PMCHK00007050	Accounts Payable	4189	A&S Electric Supply Inc.	\$297.41	
5/4/2018	355,727	PMCHK00007050	Accounts Payable	4190	Gemmer & Sons Inc.	\$15,410.35	
5/4/2018	355,728	PMCHK00007050	Accounts Payable	4191	Viox & Viox Inc.	\$3,490.00	
5/4/2018	356,303	PMTRX00011471	Accounts Payable	18-May	Gemmer & Sons Inc.		\$94,231.00
5/7/2018	357,184	PMTRX00011490	Accounts Payable	18513	Cardinal Engineering		\$3,081.55
5/7/2018	357,185	PMTRX00011490	Accounts Payable	18515	Cardinal Engineering		\$625.00
5/9/2018	356,306	PMTRX00011471	Accounts Payable	665503	A&S Electric Supply Inc.		\$208.32
5/9/2018	356,549	PMTRX00011477	Accounts Payable	8574	Bayer & Becker, Inc.		\$1,500.00
5/9/2018	356,550	PMTRX00011477	Accounts Payable	8573	Bayer & Becker, Inc.		\$300.00
5/10/2018	356,044	PMCHK00007054	Accounts Payable	4192	Viox & Viox Inc.	\$1,487.75	
5/10/2018	356,045	PMCHK00007054	Accounts Payable	4193	Larry Smith Incorporated	\$59,408.40	
5/10/2018	356,046	PMCHK00007054	Accounts Payable	4194	Wade Trim	\$1,426.00	
5/10/2018	356,047	PMCHK00007054	Accounts Payable	4195	Dugan & Meyers LLC	\$180,735.59	
5/11/2018	357,183	PMTRX00011490	Accounts Payable	1200119921	HDR Engineering, Inc.		\$10,833.00
5/11/2018	357,186	PMTRX00011490	Accounts Payable	APPLICATION 1 CALDWE	Lonkard Construction Co		\$106,152.00
5/14/2018	356,552	PMTRX00011477	Accounts Payable	BUTTERMILK FINAL	Rose Excavating & Development Inc.		\$107,922.76
5/17/2018	356,308	PMCHK00007057	Accounts Payable	4196	Gemmer & Sons Inc.	\$94,231.00	
5/17/2018	356,309	PMCHK00007057	Accounts Payable	4197	Enquirer Media	\$906.34	
5/17/2018	356,310	PMCHK00007057	Accounts Payable	4198	A&S Electric Supply Inc.	\$208.32	
5/17/2018	356,311	PMCHK00007057	Accounts Payable	4199	Rose Excavating & Development Inc.	\$120,728.65	
System:	DETAILED TRIAL B 9/24/2018	12:01:21 PM	Page:	195	User Date:	9/24/2018	User ID: skampsen
N Ky Water District							
5/18/2018	356,547	PMTRX00011477	Accounts Payable	NK1100-051818	Hrezo Engineering, Inc		\$1,121.25
5/18/2018	356,548	PMTRX00011477	Accounts Payable	180421-1	CT Consultants		\$3,140.00
5/21/2018	356,551	PMTRX00011477	Accounts Payable	521	Gemmer & Sons Inc.		\$90,103.50
5/23/2018	358,427	PMTRX00011525	Accounts Payable	618 WINTERS LN	Gemmer & Sons Inc.		\$184,110.48
5/24/2018	357,187	PMTRX00011490	Accounts Payable	5001556	Wade Trim		\$56.00
5/25/2018	356,554	PMCHK00007061	Accounts Payable	4200	Bayer & Becker, Inc.	\$1,800.00	
5/25/2018	356,555	PMCHK00007061	Accounts Payable	4201	CT Consultants	\$3,140.00	
5/25/2018	356,556	PMCHK00007061	Accounts Payable	4202	Gemmer & Sons Inc.	\$90,103.50	
5/25/2018	356,557	PMCHK00007061	Accounts Payable	4203	Hrezo Engineering, Inc	\$1,121.25	
5/25/2018	356,558	PMCHK00007061	Accounts Payable	4204	Rose Excavating & Development Inc.	\$107,922.76	
5/25/2018	356,559	PMCHK00007061	Accounts Payable	4205	Larry Smith Incorporated	\$82,196.30	
6/1/2018	357,590	PMTRX00011502	Accounts Payable	APPLICATION 5 MADISO	Howell Contractors, Inc.		\$203,757.77
6/1/2018	357,893	PMTRX00011510	Accounts Payable	APPLICATION 6 TMTP	Dugan & Meyers LLC		\$72,048.93
6/1/2018	357,895	PMTRX00011510	Accounts Payable	8812	Bayer & Becker, Inc.		\$352.50
6/1/2018	357,896	PMTRX00011510	Accounts Payable	8811	Bayer & Becker, Inc.		\$1,740.00
6/1/2018	357,901	RECVG00002365	Accounts Payable	RCT0000010453	Bullitt Co. Belting & Supply		\$10,263.34
6/4/2018	357,894	PMTRX00011510	Accounts Payable	18605	Cardinal Engineering		\$1,062.50
6/7/2018	357,188	PMCHK00007070	Accounts Payable	4206	Cardinal Engineering	\$3,706.55	
6/7/2018	357,189	PMCHK00007070	Accounts Payable	4207	HDR Engineering, Inc.	\$10,833.00	
6/7/2018	357,190	PMCHK00007070	Accounts Payable	4208	Lonkard Construction Co	\$106,152.00	
6/7/2018	357,191	PMCHK00007070	Accounts Payable	4209	Wade Trim	\$56.00	
6/7/2018	357,892	PMTRX00011510	Accounts Payable	119249	Geotechnology		\$6,999.71
6/11/2018	358,315	PMTRX00011520	Accounts Payable	1200125660	HDR Engineering, Inc.		\$1,659.86
6/14/2018	357,591	PMCHK00007076	Accounts Payable	4210	Howell Contractors, Inc.	\$203,757.77	
6/14/2018	357,897	PMTRX00011510	Accounts Payable	2797	Larry Smith Incorporated		\$54,986.92



1/4/2018	350,407	CMTRX00008269	Bank Transaction Entry	RCT000038349	\$125.00
1/5/2018	350,414	CMTRX00008270	Bank Transaction Entry	RCT000038356	\$125.00
1/8/2018	350,422	CMTRX00008271	Bank Transaction Entry	RCT000038364	\$250.00
1/8/2018	350,423	CMTRX00008271	Bank Transaction Entry	RCT000038365	\$125.00
1/11/2018	350,488	GLTRX00045479			\$125.00
1/12/2018	350,489	CMTRX00008275	Bank Transaction Entry	RCT000038395	\$125.00
1/15/2018	350,719	CMTRX00008277	Bank Transaction Entry	RCT000038405	\$125.00
1/24/2018	351,046	CMTRX00008285	Bank Transaction Entry	RCT000038461	\$290.00
1/24/2018	351,047	CMTRX00008285	Bank Transaction Entry	RCT000038462	\$250.00
1/24/2018	351,053	CMTRX00008285	Bank Transaction Entry	RCT000038468	\$250.00
1/25/2018	351,054	CMTRX00008286	Bank Transaction Entry	RCT000038469	\$125.00
1/26/2018	351,061	CMTRX00008287	Bank Transaction Entry	RCT000038476	\$125.00
1/26/2018	351,062	CMTRX00008287	Bank Transaction Entry	RCT000038477	\$125.00
1/26/2018	351,067	CMTRX00008287	Bank Transaction Entry	RCT000038482	\$125.00
1/29/2018	351,068	CMTRX00008288	Bank Transaction Entry	RCT000038483	\$1,000.00
1/29/2018	351,069	CMTRX00008288	Bank Transaction Entry	RCT000038484	\$375.00
1/29/2018	351,074	CMTRX00008288	Bank Transaction Entry	RCT000038489	\$125.00
1/31/2018	351,083	CMTRX00008290	Bank Transaction Entry	RCT000038498	\$125.00
1/31/2018	351,084	CMTRX00008290	Bank Transaction Entry	RCT000038499	\$250.00
1/31/2018	351,150	GLTRX00045561			\$12,455.00
2/1/2018	351,969	CMTRX00008295	Bank Transaction Entry	RCT000038550	\$125.00
2/2/2018	351,979	CMTRX00008296	Bank Transaction Entry	RCT000038558	\$250.00
2/2/2018	351,980	CMTRX00008296	Bank Transaction Entry	RCT000038559	\$125.00
2/2/2018	351,985	CMTRX00008296	Bank Transaction Entry	RCT000038564	\$250.00
2/5/2018	352,023	CMTRX00008297	Bank Transaction Entry	RCT000038565	\$125.00
2/5/2018	352,024	CMTRX00008297	Bank Transaction Entry	RCT000038566	\$250.00
2/7/2018	352,148	CMTRX00008299	Bank Transaction Entry	RCT000038580	\$500.00
2/7/2018	352,149	CMTRX00008299	Bank Transaction Entry	RCT000038581	\$125.00
2/8/2018	352,159	CMTRX00008300	Bank Transaction Entry	RCT000038588	\$375.00
2/8/2018	352,160	CMTRX00008300	Bank Transaction Entry	RCT000038589	\$500.00
2/8/2018	352,165	CMTRX00008300	Bank Transaction Entry	RCT000038594	\$250.00
2/9/2018	352,166	CMTRX00008301	Bank Transaction Entry	RCT000038595	\$125.00
2/9/2018	352,167	CMTRX00008301	Bank Transaction Entry	RCT000038596	\$500.00
2/9/2018	352,172	CMTRX00008301	Bank Transaction Entry	RCT000038601	\$125.00
2/12/2018	352,178	CMTRX00008302	Bank Transaction Entry	RCT000038602	\$250.00
2/12/2018	352,179	CMTRX00008302	Bank Transaction Entry	RCT000038603	\$250.00
2/12/2018	352,184	CMTRX00008302	Bank Transaction Entry	RCT000038608	\$125.00
2/13/2018	352,192	CMTRX00008303	Bank Transaction Entry	RCT000038616	\$125.00
2/14/2018	352,194	CMTRX00008304	Bank Transaction Entry	RCT000038617	\$1,125.00
2/14/2018	352,195	CMTRX00008304	Bank Transaction Entry	RCT000038618	\$875.00
2/14/2018	352,201	CMTRX00008304	Bank Transaction Entry	RCT000038624	\$125.00
2/15/2018	352,203	CMTRX00008305	Bank Transaction Entry	RCT000038626	\$125.00
2/15/2018	352,204	CMTRX00008305	Bank Transaction Entry	RCT000038627	\$125.00
2/16/2018	352,216	CMTRX00008306	Bank Transaction Entry	RCT000038639	\$125.00
2/19/2018	352,217	CMTRX00008307	Bank Transaction Entry	RCT000038640	\$1,000.00
2/19/2018	352,218	CMTRX00008307	Bank Transaction Entry	RCT000038641	\$625.00
2/19/2018	352,224	CMTRX00008307	Bank Transaction Entry	RCT000038647	\$125.00
2/20/2018	352,427	CMTRX00008309	Bank Transaction Entry	RCT000038655	\$125.00
2/21/2018	352,428	CMTRX00008310	Bank Transaction Entry	RCT000038656	\$500.00
System:	DETAILED TRIAL B 9/24/2018	12:01:21 PM	Page:	197	User Date: 9/24/2018 User ID: skampsen
N Ky Water District					
2/21/2018	352,429	CMTRX00008310	Bank Transaction Entry	RCT000038657	\$750.00
2/21/2018	352,434	CMTRX00008310	Bank Transaction Entry	RCT000038662	\$250.00
2/22/2018	352,495	CMTRX00008311	Bank Transaction Entry	RCT000038663	\$165.00
2/22/2018	352,501	CMTRX00008311	Bank Transaction Entry	RCT000038669	\$125.00
2/23/2018	352,652	CMTRX00008314	Bank Transaction Entry	RCT000038673	\$250.00
2/23/2018	352,653	CMTRX00008314	Bank Transaction Entry	RCT000038674	\$375.00
2/23/2018	352,658	CMTRX00008314	Bank Transaction Entry	RCT000038679	\$500.00
2/26/2018	352,659	CMTRX00008315	Bank Transaction Entry	RCT000038680	\$1,250.00

2/26/2018	352,660	CMTRX00008315	Bank Transaction Entry	RCT000038681		\$1,750.00
2/26/2018	352,664	CMTRX00008315	Bank Transaction Entry	RCT000038685		\$500.00
2/28/2018	352,649	GLTRX00045793			\$6,501.22	
2/28/2018	352,673	CMTRX00008317	Bank Transaction Entry	RCT000038694		\$875.00
2/28/2018	352,674	CMTRX00008317	Bank Transaction Entry	RCT000038695		\$1,500.00
2/28/2018	352,680	CMTRX00008317	Bank Transaction Entry	RCT000038701		\$250.00
3/1/2018	353,016	CMTRX00008324	Bank Transaction Entry	RCT000038745		\$875.00
3/1/2018	353,017	CMTRX00008324	Bank Transaction Entry	RCT000038746		\$375.00
3/2/2018	353,023	CMTRX00008325	Bank Transaction Entry	RCT000038752		\$1,125.00
3/2/2018	353,024	CMTRX00008325	Bank Transaction Entry	RCT000038753		\$750.00
3/2/2018	353,029	CMTRX00008325	Bank Transaction Entry	RCT000038758		\$125.00
3/5/2018	353,030	CMTRX00008326	Bank Transaction Entry	RCT000038759		\$125.00
3/5/2018	353,031	CMTRX00008326	Bank Transaction Entry	RCT000038760		\$250.00
3/7/2018	353,381	CMTRX00008329	Bank Transaction Entry	RCT000038778		\$250.00
3/7/2018	353,382	CMTRX00008329	Bank Transaction Entry	RCT000038779		\$125.00
3/7/2018	353,383	CMTRX00008329	Bank Transaction Entry	RCT000038780		\$125.00
3/7/2018	353,388	CMTRX00008329	Bank Transaction Entry	RCT000038785		\$375.00
3/8/2018	353,403	CMTRX00008330	Bank Transaction Entry	RCT000038786		\$250.00
3/8/2018	353,410	CMTRX00008330	Bank Transaction Entry	RCT000038793		\$250.00
3/9/2018	353,411	CMTRX00008331	Bank Transaction Entry	RCT000038794		\$875.00
3/9/2018	353,412	CMTRX00008331	Bank Transaction Entry	RCT000038795		\$250.00
3/9/2018	353,417	CMTRX00008331	Bank Transaction Entry	RCT000038800		\$250.00
3/12/2018	353,418	CMTRX00008332	Bank Transaction Entry	RCT000038801		\$250.00
3/12/2018	353,419	CMTRX00008332	Bank Transaction Entry	RCT000038802		\$250.00
3/12/2018	353,421	CMTRX00008332	Bank Transaction Entry	RCT000038804		\$500.00
3/12/2018	353,425	CMTRX00008332	Bank Transaction Entry	RCT000038808		\$125.00
3/13/2018	353,434	CMTRX00008333	Bank Transaction Entry	RCT000038817		\$375.00
3/14/2018	353,561	CMTRX00008334	Bank Transaction Entry	RCT000038818		\$375.00
3/14/2018	353,562	CMTRX00008334	Bank Transaction Entry	RCT000038819		\$500.00
3/14/2018	353,567	CMTRX00008334	Bank Transaction Entry	RCT000038824		\$125.00
3/15/2018	353,568	CMTRX00008335	Bank Transaction Entry	RCT000038825		\$250.00
3/15/2018	353,569	CMTRX00008335	Bank Transaction Entry	RCT000038826		\$250.00
3/16/2018	353,575	CMTRX00008336	Bank Transaction Entry	RCT000038832		\$250.00
3/16/2018	353,576	CMTRX00008336	Bank Transaction Entry	RCT000038833		\$250.00
3/16/2018	353,581	CMTRX00008336	Bank Transaction Entry	RCT000038838		\$125.00
3/19/2018	353,582	CMTRX00008337	Bank Transaction Entry	RCT000038839		\$1,000.00
3/19/2018	353,583	CMTRX00008337	Bank Transaction Entry	RCT000038840		\$125.00
3/20/2018	354,097	CMTRX00008339	Bank Transaction Entry	RCT000038856		\$375.00
3/21/2018	354,098	CMTRX00008340	Bank Transaction Entry	RCT000038857		\$375.00
3/21/2018	354,099	CMTRX00008340	Bank Transaction Entry	RCT000038858		\$500.00
3/22/2018	354,107	CMTRX00008341	Bank Transaction Entry	RCT000038866		\$125.00
3/23/2018	354,113	CMTRX00008342	Bank Transaction Entry	RCT000038872		\$250.00
3/23/2018	354,114	CMTRX00008342	Bank Transaction Entry	RCT000038873		\$250.00
3/26/2018	354,120	CMTRX00008343	Bank Transaction Entry	RCT000038879		\$125.00
3/26/2018	354,121	CMTRX00008343	Bank Transaction Entry	RCT000038880		\$500.00
3/26/2018	354,127	CMTRX00008343	Bank Transaction Entry	RCT000038886		\$125.00
3/28/2018	354,136	CMTRX00008345	Bank Transaction Entry	RCT000038895		\$500.00
3/28/2018	354,137	CMTRX00008345	Bank Transaction Entry	RCT000038896		\$500.00
3/29/2018	354,260	CMTRX00008346	Bank Transaction Entry	RCT000038903		\$375.00
3/29/2018	354,261	CMTRX00008346	Bank Transaction Entry	RCT000038904		\$250.00
3/29/2018	354,267	CMTRX00008346	Bank Transaction Entry	RCT000038910		\$125.00
3/30/2018	354,278	GLTRX00045987			\$7,290.00	
4/2/2018	354,776	CMTRX00008353	Bank Transaction Entry	RCT000038962		\$665.00
4/2/2018	354,778	CMTRX00008353	Bank Transaction Entry	RCT000038964		\$125.00
4/3/2018	354,789	CMTRX00008354	Bank Transaction Entry	RCT000038975		\$250.00
4/4/2018	354,790	CMTRX00008355	Bank Transaction Entry	RCT000038976		\$500.00
4/4/2018	354,791	CMTRX00008355	Bank Transaction Entry	RCT000038977		\$375.00
4/5/2018	354,798	CMTRX00008356	Bank Transaction Entry	RCT000038984		\$500.00
4/5/2018	354,799	CMTRX00008356	Bank Transaction Entry	RCT000038985		\$250.00

4/6/2018	354,863	CMTRX00008357	Bank Transaction Entry	RCT000038992		\$125.00
4/9/2018	354,870	CMTRX00008358	Bank Transaction Entry	RCT000038999		\$250.00
4/9/2018	354,871	CMTRX00008358	Bank Transaction Entry	RCT000039000		\$125.00
4/11/2018	354,934	CMTRX00008360	Bank Transaction Entry	RCT000039014		\$1,125.00
4/11/2018	354,967	CMTRX00008360	Bank Transaction Entry	RCT000039015		\$1,000.00
4/11/2018	354,974	CMTRX00008360	Bank Transaction Entry	RCT000039020		\$500.00
4/12/2018	354,975	CMTRX00008361	Bank Transaction Entry	RCT000039021		\$250.00
System:	DETAILED TRIAL B	9/24/2018	12:01:21 PM	Page:	198	User Date: 9/24/2018 User ID: skampsen
N Ky Water District						
4/12/2018	354,976	CMTRX00008361	Bank Transaction Entry	RCT000039022		\$125.00
4/16/2018	355,278	CMTRX00008364	Bank Transaction Entry	RCT000039037		\$500.00
4/16/2018	355,285	CMTRX00008364	Bank Transaction Entry	RCT000039044		\$125.00
4/18/2018	355,294	CMTRX00008366	Bank Transaction Entry	RCT000039053		\$165.00
4/18/2018	355,295	CMTRX00008366	Bank Transaction Entry	RCT000039054		\$40.00
4/19/2018	355,302	CMTRX00008367	Bank Transaction Entry	RCT000039061		\$250.00
4/20/2018	355,309	CMTRX00008368	Bank Transaction Entry	RCT000039068		\$750.00
4/25/2018	355,618	CMTRX00008372	Bank Transaction Entry	RCT000039093		\$750.00
4/25/2018	355,619	CMTRX00008372	Bank Transaction Entry	RCT000039094		\$500.00
4/25/2018	355,620	CMTRX00008372	Bank Transaction Entry	RCT000039095		\$125.00
4/25/2018	355,625	CMTRX00008372	Bank Transaction Entry	RCT000039100		\$125.00
4/26/2018	355,627	CMTRX00008373	Bank Transaction Entry	RCT000039102		\$125.00
4/27/2018	355,633	CMTRX00008374	Bank Transaction Entry	RCT000039108		\$250.00
4/27/2018	355,634	CMTRX00008374	Bank Transaction Entry	RCT000039109		\$250.00
4/27/2018	355,639	CMTRX00008374	Bank Transaction Entry	RCT000039114		\$250.00
4/30/2018	355,640	CMTRX00008375	Bank Transaction Entry	RCT000039115		\$250.00
4/30/2018	355,641	CMTRX00008375	Bank Transaction Entry	RCT000039116		\$250.00
4/30/2018	355,714	GLTRX00046172				\$53,997.13
5/1/2018	356,459	CMTRX00008382	Bank Transaction Entry	RCT000039176		\$375.00
5/2/2018	356,467	CMTRX00008383	Bank Transaction Entry	RCT000039184		\$375.00
5/2/2018	356,468	CMTRX00008383	Bank Transaction Entry	RCT000039185		\$125.00
5/2/2018	356,473	CMTRX00008383	Bank Transaction Entry	RCT000039190		\$125.00
5/3/2018	356,474	CMTRX00008384	Bank Transaction Entry	RCT000039191		\$375.00
5/3/2018	356,475	CMTRX00008384	Bank Transaction Entry	RCT000039192		\$375.00
5/4/2018	356,481	CMTRX00008385	Bank Transaction Entry	RCT000039198		\$375.00
5/4/2018	356,482	CMTRX00008385	Bank Transaction Entry	RCT000039199		\$250.00
5/4/2018	356,487	CMTRX00008385	Bank Transaction Entry	RCT000039204		\$125.00
5/7/2018	356,488	CMTRX00008386	Bank Transaction Entry	RCT000039205		\$625.00
5/7/2018	356,489	CMTRX00008386	Bank Transaction Entry	RCT000039206		\$250.00
5/7/2018	356,494	CMTRX00008386	Bank Transaction Entry	RCT000039211		\$125.00
5/8/2018	356,503	CMTRX00008387	Bank Transaction Entry	RCT000039219		\$125.00
5/9/2018	356,504	CMTRX00008388	Bank Transaction Entry	RCT000039220		\$375.00
5/9/2018	356,505	CMTRX00008388	Bank Transaction Entry	RCT000039221		\$250.00
5/9/2018	356,506	CMTRX00008388	Bank Transaction Entry	RCT000039222		\$125.00
5/9/2018	356,511	CMTRX00008388	Bank Transaction Entry	RCT000039227		\$250.00
5/10/2018	356,518	CMTRX00008389	Bank Transaction Entry	RCT000039234		\$125.00
5/11/2018	356,519	CMTRX00008390	Bank Transaction Entry	RCT000039235		\$125.00
5/14/2018	356,526	CMTRX00008391	Bank Transaction Entry	RCT000039242		\$625.00
5/14/2018	356,527	CMTRX00008391	Bank Transaction Entry	RCT000039243		\$125.00
5/14/2018	356,533	CMTRX00008391	Bank Transaction Entry	RCT000039249		\$125.00
5/15/2018	356,879	CMTRX00008393	Bank Transaction Entry	RCT000039258		\$125.00
5/16/2018	356,880	CMTRX00008394	Bank Transaction Entry	RCT000039259		\$125.00
5/16/2018	356,881	CMTRX00008394	Bank Transaction Entry	RCT000039260		\$250.00
5/17/2018	356,888	CMTRX00008395	Bank Transaction Entry	RCT000039267		\$125.00
5/17/2018	356,889	CMTRX00008395	Bank Transaction Entry	RCT000039268		\$250.00
5/17/2018	356,894	CMTRX00008395	Bank Transaction Entry	RCT000039273		\$125.00
5/18/2018	356,895	CMTRX00008396	Bank Transaction Entry	RCT000039274		\$40.00
5/21/2018	356,903	CMTRX00008397	Bank Transaction Entry	RCT000039282		\$1,250.00
5/21/2018	356,904	CMTRX00008397	Bank Transaction Entry	RCT000039283		\$750.00
5/22/2018	356,918	CMTRX00008398	Bank Transaction Entry	RCT000039297		\$250.00

5/23/2018	356,919	CMTRX00008399	Bank Transaction Entry	RCT000039298			\$750.00		
5/23/2018	356,920	CMTRX00008399	Bank Transaction Entry	RCT000039299			\$1,000.00		
5/23/2018	356,922	CMTRX00008399	Bank Transaction Entry	RCT000039301			\$375.00		
5/23/2018	356,926	CMTRX00008399	Bank Transaction Entry	RCT000039305			\$125.00		
5/24/2018	356,927	CMTRX00008400	Bank Transaction Entry	RCT000039306			\$375.00		
5/24/2018	356,928	CMTRX00008400	Bank Transaction Entry	RCT000039307			\$250.00		
5/29/2018	356,941	CMTRX00008402	Bank Transaction Entry	RCT000039320			\$375.00		
5/31/2018	356,958	CMTRX00008404	Bank Transaction Entry	RCT000039337			\$875.00		
5/31/2018	356,964	CMTRX00008404	Bank Transaction Entry	RCT000039343			\$125.00		
5/31/2018	356,990	GLTRX00046310				\$8,165.00			
6/1/2018	357,531	CMTRX00008408	Bank Transaction Entry	RCT000039394			\$125.00		
6/4/2018	357,539	CMTRX00008409	Bank Transaction Entry	RCT000039402			\$500.00		
6/4/2018	357,540	CMTRX00008409	Bank Transaction Entry	RCT000039403			\$500.00		
6/5/2018	357,551	CMTRX00008410	Bank Transaction Entry	RCT000039414			\$250.00		
6/6/2018	357,553	CMTRX00008411	Bank Transaction Entry	RCT000039416			\$125.00		
6/7/2018	357,560	CMTRX00008412	Bank Transaction Entry	RCT000039423			\$125.00		
6/8/2018	357,566	CMTRX00008413	Bank Transaction Entry	RCT000039429			\$125.00		
6/8/2018	357,567	CMTRX00008413	Bank Transaction Entry	RCT000039430			\$125.00		
6/11/2018	357,573	CMTRX00008414	Bank Transaction Entry	RCT000039436			\$750.00		
6/11/2018	357,574	CMTRX00008414	Bank Transaction Entry	RCT000039437			\$625.00		
6/11/2018	357,576	CMTRX00008414	Bank Transaction Entry	RCT000039439			\$125.00		
6/11/2018	357,580	CMTRX00008414	Bank Transaction Entry	RCT000039443			\$125.00		
6/12/2018	357,854	CMTRX00008416	Bank Transaction Entry	RCT000039451			\$125.00		
6/13/2018	357,855	CMTRX00008417	Bank Transaction Entry	RCT000039452			\$500.00		
System:	DETAILED TRIAL B 9/24/2018	12:01:21 PM	Page:	199	User Date:	9/24/2018	User ID:	skampsen	
N Ky Water District									
6/13/2018	357,856	CMTRX00008417	Bank Transaction Entry	RCT000039453			\$625.00		
6/13/2018	357,863	CMTRX00008417	Bank Transaction Entry	RCT000039460			\$125.00		
6/14/2018	357,864	CMTRX00008418	Bank Transaction Entry	RCT000039461			\$625.00		
6/14/2018	357,865	CMTRX00008418	Bank Transaction Entry	RCT000039462			\$250.00		
6/14/2018	357,870	CMTRX00008418	Bank Transaction Entry	RCT000039467			\$125.00		
6/15/2018	357,871	CMTRX00008419	Bank Transaction Entry	RCT000039468			\$250.00		
6/15/2018	357,872	CMTRX00008419	Bank Transaction Entry	RCT000039469			\$125.00		
6/15/2018	357,877	CMTRX00008419	Bank Transaction Entry	RCT000039474			\$375.00		
6/18/2018	357,878	CMTRX00008420	Bank Transaction Entry	RCT000039475			\$750.00		
6/18/2018	357,879	CMTRX00008420	Bank Transaction Entry	RCT000039476			\$250.00		
6/18/2018	357,885	CMTRX00008420	Bank Transaction Entry	RCT000039482			\$125.00		
6/20/2018	358,210	CMTRX00008423	Bank Transaction Entry	RCT000039492			\$250.00		
6/20/2018	358,211	CMTRX00008423	Bank Transaction Entry	RCT000039493			\$375.00		
6/20/2018	358,216	CMTRX00008423	Bank Transaction Entry	RCT000039498			\$125.00		
6/22/2018	358,225	CMTRX00008425	Bank Transaction Entry	RCT000039507			\$500.00		
6/22/2018	358,231	CMTRX00008425	Bank Transaction Entry	RCT000039513			\$250.00		
6/25/2018	358,232	CMTRX00008426	Bank Transaction Entry	RCT000039514			\$625.00		
6/25/2018	358,233	CMTRX00008426	Bank Transaction Entry	RCT000039515			\$500.00		
6/25/2018	358,239	CMTRX00008426	Bank Transaction Entry	RCT000039521			\$125.00		
6/26/2018	358,247	CMTRX00008427	Bank Transaction Entry	RCT000039529			\$500.00		
6/27/2018	358,322	CMTRX00008430	Bank Transaction Entry	RCT000039534			\$250.00		
6/27/2018	358,323	CMTRX00008430	Bank Transaction Entry	RCT000039535			\$125.00		
6/28/2018	358,329	CMTRX00008431	Bank Transaction Entry	RCT000039541			\$375.00		
6/29/2018	358,844	CMTRX00008434	Bank Transaction Entry	RCT000039568			\$125.00		
6/29/2018	358,850	CMTRX00008434	Bank Transaction Entry	RCT000039574			\$125.00		
6/30/2018	358,838	GLTRX00046549					\$11,628.61		
Totals:				Account:	235-0001-000	Net Change	Ending Balance		
Account:	235-0002-000		Description:	Fire Hydrant Deposits	\$24,921.96	(\$5,500.00)	(\$1,002,824.06)	\$100,036.96	\$75,115.00
Trx Date	Jrnl No.	Orig. Audit Trail	Distribution Reference	Orig. Master Number	Orig. Master Name		Debit	Credit	
1/8/2018	350,422	CMTRX00008271	Bank Transaction Entry	RCT000038364				\$1,000.00	
1/11/2018	350,481	CMTRX00008274	Bank Transaction Entry	RCT000038388				\$1,000.00	
1/11/2018	350,482	CMTRX00008274	Bank Transaction Entry	RCT000038389				\$1,000.00	

1/19/2018	350,756	CMTRX00008281	Bank Transaction Entry	RCT000038442			\$1,000.00
1/24/2018	351,047	CMTRX00008285	Bank Transaction Entry	RCT000038462			\$1,000.00
1/29/2018	351,069	CMTRX00008288	Bank Transaction Entry	RCT000038484			\$250.00
1/31/2018	351,194	PMTRX00011359	Purchases	FIRE HYDRANT 1909	CA Advance		\$2,000.00
1/31/2018	351,293	PMTRX00011360	Purchases	FIRE HYDRANT 1911	Taylor Brothers Excavating		\$250.00
2/14/2018	352,195	CMTRX00008304	Bank Transaction Entry	RCT000038618			\$250.00
2/15/2018	351,919	GLTRX00045683				\$1,000.00	
2/19/2018	352,217	CMTRX00008307	Bank Transaction Entry	RCT000038640			\$1,000.00
2/19/2018	352,224	CMTRX00008307	Bank Transaction Entry	RCT000038647			\$1,000.00
2/28/2018	352,718	PMTRX00011394	Purchases	FIRE HYDRANT 1918	CA Advance		\$1,000.00
2/28/2018	352,784	PMTRX00011395	Purchases	FIRE HYDRANT 1921	Xylem		\$250.00
3/1/2018	353,486	PMTRX00011410	Purchases	FIRE HYDRANT 1246.	SP Construction		\$250.00
3/1/2018	353,487	PMTRX00011410	Purchases	FIRE HYDRANT 1080.	SP Construction		\$250.00
3/2/2018	353,024	CMTRX00008325	Bank Transaction Entry	RCT000038753			\$2,000.00
3/2/2018	353,029	CMTRX00008325	Bank Transaction Entry	RCT000038758			\$1,000.00
3/5/2018	353,030	CMTRX00008326	Bank Transaction Entry	RCT000038759			\$1,000.00
3/5/2018	353,031	CMTRX00008326	Bank Transaction Entry	RCT000038760			\$250.00
3/5/2018	353,037	CMTRX00008326	Bank Transaction Entry	RCT000038766			\$500.00
3/7/2018	353,382	CMTRX00008329	Bank Transaction Entry	RCT000038779			\$250.00
3/12/2018	353,285	GLTRX00045892				\$250.00	
3/12/2018	353,286	GLTRX00045892				\$1,000.00	
3/14/2018	353,340	PMVVR00001372	Purchases	FIRE HYDRANT 1246	SP Construction		\$250.00
3/14/2018	353,341	PMVVR00001372	Purchases	FIRE HYDRANT 1080	SP Construction		\$250.00
3/15/2018	353,569	CMTRX00008335	Bank Transaction Entry	RCT000038826			\$250.00
3/21/2018	354,105	CMTRX00008340	Bank Transaction Entry	RCT000038864			\$250.00
3/26/2018	353,963	PMTRX00011419	Purchases	FIRE HYDRANT 1928	B & B Riverboats		\$1,000.00
3/26/2018	353,964	PMTRX00011419	Purchases	FIRE HYDRANT 1930	Bellevue Board Of Ed		\$250.00
3/26/2018	353,966	PMTRX00011419	Purchases	FIRE HYDRANT 1931	Carrera Const.		\$250.00
3/26/2018	353,967	PMTRX00011419	Purchases	FIRE HYDRANT 1927	Champion Cleaning		\$1,000.00
3/26/2018	353,984	PMTRX00011419	Purchases	FIRE HYDRANT 1933	M & W Excavation		\$250.00
3/26/2018	353,989	PMTRX00011419	Purchases	FIRE HYDRANT 1934	Tele-Vac Environmental		\$250.00
3/26/2018	354,127	CMTRX00008343	Bank Transaction Entry	RCT000038886			\$1,000.00
3/27/2018	353,954	GLTRX00045947				\$250.00	
3/27/2018	353,955	GLTRX00045947				\$2,000.00	
3/27/2018	353,956	GLTRX00045947				\$2,000.00	
3/27/2018	353,957	GLTRX00045947				\$1,000.00	
4/2/2018	354,781	CMTRX00008353	Bank Transaction Entry	RCT000038967			\$1,000.00
4/3/2018	354,789	CMTRX00008354	Bank Transaction Entry	RCT000038975			\$250.00
4/9/2018	354,870	CMTRX00008358	Bank Transaction Entry	RCT000038999			\$250.00
System:	DETAILED TRIAL B 9/24/2018	12:01:21 PM	Page:	200	User Date:	9/24/2018	User ID: skampsen
N Ky Water District							
4/11/2018	354,974	CMTRX00008360	Bank Transaction Entry	RCT000039020			\$250.00
4/12/2018	354,982	CMTRX00008361	Bank Transaction Entry	RCT000039028			\$250.00
4/16/2018	355,279	CMTRX00008364	Bank Transaction Entry	RCT000039038			\$1,250.00
4/16/2018	355,280	CMTRX00008364	Bank Transaction Entry	RCT000039039			\$250.00
4/19/2018	355,302	CMTRX00008367	Bank Transaction Entry	RCT000039061			\$1,000.00
4/19/2018	355,308	CMTRX00008367	Bank Transaction Entry	RCT000039067			\$1,000.00
4/20/2018	355,309	CMTRX00008368	Bank Transaction Entry	RCT000039068			\$250.00
4/20/2018	355,310	CMTRX00008368	Bank Transaction Entry	RCT000039069			\$1,250.00
4/20/2018	355,315	CMTRX00008368	Bank Transaction Entry	RCT000039074			\$1,000.00
4/23/2018	355,602	CMTRX00008370	Bank Transaction Entry	RCT000039077			\$1,250.00
4/23/2018	355,603	CMTRX00008370	Bank Transaction Entry	RCT000039078			\$250.00
4/24/2018	355,985	GLTRX00046194					\$1,250.00
4/24/2018	355,985	GLTRX00046194					\$250.00
4/26/2018	355,632	CMTRX00008373	Bank Transaction Entry	RCT000039107			\$250.00
4/30/2018	355,640	CMTRX00008375	Bank Transaction Entry	RCT000039115			\$1,250.00
4/30/2018	355,733	PMTRX00011460	Purchases	FIRE HYDRANT 1942	American Hydroseeding		\$250.00
4/30/2018	355,734	PMTRX00011460	Purchases	FIRE HYDRANT 1946	Arlinghaus Builders, LLC		\$250.00
4/30/2018	355,745	PMTRX00011460	Purchases	FIRE HYDRANT 1940	Carrera Const.		\$250.00



4/30/2018	355,820	PMTRX00011461	Purchases	FIRE HYDRANT 1947	Lucas Pools	\$250.00	
4/30/2018	355,842	PMTRX00011461	Purchases	FIRE HYDRANT 1941	Pinkham, Lohri	\$250.00	
4/30/2018	355,865	PMTRX00011461	Purchases	FIRE HYDRANT 1948	SWS Environmental	\$250.00	
5/3/2018	356,480	CMTRX00008384	Bank Transaction Entry	RCT000039197			\$250.00
5/4/2018	356,482	CMTRX00008385	Bank Transaction Entry	RCT000039199			\$250.00
5/7/2018	356,488	CMTRX00008386	Bank Transaction Entry	RCT000039205			\$500.00
5/9/2018	356,511	CMTRX00008388	Bank Transaction Entry	RCT000039227			\$500.00
5/10/2018	356,518	CMTRX00008389	Bank Transaction Entry	RCT000039234			\$250.00
5/11/2018	356,525	CMTRX00008390	Bank Transaction Entry	RCT000039241			\$250.00
5/14/2018	356,526	CMTRX00008391	Bank Transaction Entry	RCT000039242			\$250.00
5/15/2018	356,879	CMTRX00008393	Bank Transaction Entry	RCT000039258			\$250.00
5/16/2018	356,880	CMTRX00008394	Bank Transaction Entry	RCT000039259			\$250.00
5/17/2018	356,888	CMTRX00008395	Bank Transaction Entry	RCT000039267			\$250.00
5/18/2018	356,895	CMTRX00008396	Bank Transaction Entry	RCT000039274			\$1,250.00
5/18/2018	356,896	CMTRX00008396	Bank Transaction Entry	RCT000039275			\$1,000.00
5/21/2018	356,903	CMTRX00008397	Bank Transaction Entry	RCT000039282			\$250.00
5/21/2018	356,904	CMTRX00008397	Bank Transaction Entry	RCT000039283			\$1,000.00
5/22/2018	356,918	CMTRX00008398	Bank Transaction Entry	RCT000039297			\$1,250.00
5/24/2018	356,540	GLTRX00046256				\$1,000.00	
5/24/2018	356,541	GLTRX00046256				\$2,000.00	
5/24/2018	356,542	GLTRX00046256				\$1,000.00	
5/24/2018	356,543	GLTRX00046256				\$250.00	
5/24/2018	356,544	GLTRX00046256				\$250.00	
5/24/2018	356,545	GLTRX00046256				\$250.00	
5/24/2018	356,927	CMTRX00008400	Bank Transaction Entry	RCT000039306			\$500.00
5/24/2018	356,933	CMTRX00008400	Bank Transaction Entry	RCT000039312			\$250.00
5/29/2018	356,941	CMTRX00008402	Bank Transaction Entry	RCT000039320			\$250.00
5/29/2018	356,942	CMTRX00008402	Bank Transaction Entry	RCT000039321			\$250.00
5/31/2018	356,964	CMTRX00008404	Bank Transaction Entry	RCT000039343			\$1,250.00
5/31/2018	356,967	GLTRX00046307				\$250.00	
5/31/2018	356,968	GLTRX00046307				\$250.00	
5/31/2018	356,970	GLTRX00046307				\$250.00	
5/31/2018	356,971	GLTRX00046307				\$250.00	
5/31/2018	356,972	GLTRX00046307				\$250.00	
5/31/2018	356,973	GLTRX00046307				\$250.00	
5/31/2018	356,974	GLTRX00046307				\$250.00	
5/31/2018	356,975	GLTRX00046307				\$250.00	
5/31/2018	356,976	GLTRX00046307				\$250.00	
5/31/2018	356,977	GLTRX00046307				\$250.00	
5/31/2018	356,978	GLTRX00046307				\$1,000.00	
5/31/2018	357,224	PMTRX00011492	Purchases	FIRE HYDRANT 1960	Cobalt Civil	\$1,000.00	
5/31/2018	357,230	PMTRX00011493	Purchases	FIRE HYDRANT 1974	Dennison Deanna	\$250.00	
5/31/2018	357,245	PMTRX00011493	Purchases	FIRE HYDRANT 1962	Evans Landscaping	\$1,000.00	
5/31/2018	357,253	PMTRX00011494	Purchases	FIRE HYDRANT 1969	Geo Science Consultants	\$250.00	
5/31/2018	357,254	PMTRX00011494	Purchases	FIRE HYDRANT 1954	Goettle, Richard	\$1,000.00	
5/31/2018	357,276	PMTRX00011495	Purchases	FIRE HYDRANT 1966	Krallman, Phil	\$250.00	
5/31/2018	357,278	PMTRX00011495	Purchases	FIRE HYDRANT 1952	Len Riegler Blacktop, Inc.	\$1,000.00	
5/31/2018	357,280	PMTRX00011495	Purchases	FIRE HYDRANT 1963	Lonkard Construction	\$500.00	
5/31/2018	357,291	PMTRX00011496	Purchases	FIRE HYDRANT 1977	Mainstrasse Village Assoc.	\$250.00	
5/31/2018	357,299	PMTRX00011496	Purchases	FIRE HYDRANT 1972	Meyers, Tracy	\$250.00	
5/31/2018	357,300	PMTRX00011496	Purchases	FIRE HYDRANT 1955	Miller Pipeline	\$1,000.00	
5/31/2018	357,314	PMTRX00011497	Purchases	FIRE HYDRANT 1957	Prus Construction	\$1,000.00	
5/31/2018	357,315	PMTRX00011497	Purchases	FIRE HYDRANT 1971	Raziano Lisa	\$250.00	
5/31/2018	357,328	PMTRX00011497	Purchases	FIRE HYDRANT 1967	Sugar Shack's Water	\$250.00	
5/31/2018	357,331	PMTRX00011497	Purchases	FIRE HYDRANT 1968	SWS Environmental	\$250.00	
5/31/2018	357,346	PMTRX00011498	Purchases	FIRE HYDRANT 1950	Wilhelm, FA	\$1,000.00	
System:	DETAILED TRIAL B 9/24/2018	12:01:21 PM	Page:	201	User Date:	9/24/2018	User ID: skampsen
N Ky Water District							
5/31/2018	357,581	GLTRX00046385					\$1,250.00

6/4/2018	357,539	CMTRX00008409	Bank Transaction Entry	RCT000039402			\$500.00	
6/4/2018	357,544	CMTRX00008409	Bank Transaction Entry	RCT000039407			\$250.00	
6/8/2018	357,567	CMTRX00008413	Bank Transaction Entry	RCT000039430			\$1,000.00	
6/11/2018	357,574	CMTRX00008414	Bank Transaction Entry	RCT000039437			\$500.00	
6/11/2018	357,580	CMTRX00008414	Bank Transaction Entry	RCT000039443			\$250.00	
6/14/2018	357,870	CMTRX00008418	Bank Transaction Entry	RCT000039467			\$1,000.00	
6/15/2018	357,871	CMTRX00008419	Bank Transaction Entry	RCT000039468			\$250.00	
6/15/2018	357,872	CMTRX00008419	Bank Transaction Entry	RCT000039469			\$1,000.00	
6/18/2018	357,878	CMTRX00008420	Bank Transaction Entry	RCT000039475			\$1,000.00	
6/18/2018	357,879	CMTRX00008420	Bank Transaction Entry	RCT000039476			\$500.00	
6/22/2018	358,225	CMTRX00008425	Bank Transaction Entry	RCT000039507			\$1,000.00	
6/25/2018	358,239	CMTRX00008426	Bank Transaction Entry	RCT000039521			\$1,000.00	
6/27/2018	358,321	CMTRX00008430	Bank Transaction Entry	RCT000039533			\$250.00	
6/28/2018	358,329	CMTRX00008431	Bank Transaction Entry	RCT000039541			\$1,000.00	
6/29/2018	358,445	PMTRX00011526	Purchases	FIRE HYDRANT 1994	Borne Alberta	\$250.00		
6/29/2018	358,447	PMTRX00011526	Purchases	FIRE HYDRANT 1995	Carrera Const.	\$250.00		
6/29/2018	358,492	PMTRX00011526	Purchases	FIRE HYDRANT 1991	Krentz, Christian	\$250.00		
6/29/2018	358,493	PMTRX00011526	Purchases	FIRE HYDRANT 1984	Leak Eliminators	\$1,000.00		
6/29/2018	358,497	PMTRX00011526	Purchases	FIRE HYDRANT 1989	Mark Spaulding Construction	\$250.00		
6/29/2018	358,498	PMTRX00011526	Purchases	REFUND CREDIT 06/18	O'Rourke Wrecking Co	\$250.00		
6/29/2018	358,499	PMTRX00011526	Purchases	FIRE HYDRANT 1998	Perry Robert	\$250.00		
6/29/2018	358,507	PMTRX00011526	Purchases	FIRE HYDRANT 1997	Timmerding, Sean	\$250.00		
6/29/2018	358,524	PMTRX00011526	Purchases	FIRE HYDRANT 1993	Ziegler, Chris	\$250.00		
6/29/2018	358,844	CMTRX00008434	Bank Transaction Entry	RCT000039568				\$1,000.00
6/29/2018	358,889	PMTRX00011533	Purchases	FIRE HYDRANT 1983	Len Riegler Blacktop, Inc.	\$1,250.00		
6/30/2018	358,388	GLTRX00046476				\$250.00		
6/30/2018	358,390	GLTRX00046476				\$1,000.00		
6/30/2018	358,392	GLTRX00046476				\$500.00		
6/30/2018	358,394	GLTRX00046476				\$250.00		
6/30/2018	358,395	GLTRX00046476				\$500.00		
6/30/2018	358,396	GLTRX00046476				\$250.00		
6/30/2018	358,397	GLTRX00046476				\$250.00		

Account:	237-0000-000	Totals:	Account:	235-0002-000	Net Change	Ending Balance		
Trx Date	Jrnl No.	Orig. Audit Trail	Description:	Accrued Interest Payable	(\$8,000.00)	(\$13,500.00)	\$41,000.00	\$49,000.00
		Distribution Reference		Beginning Balance:	(\$3,336,573.78)		Debit	Credit
				Orig. Master Number	Orig. Master Name			
1/31/2018	351,471	GLTRX00045603						\$747,879.27
2/28/2018	352,519	GLTRX00045784						\$714,160.76
2/28/2018	352,790	GLTRX00045804					\$3,673,837.51	
3/31/2018	354,497	GLTRX00046024						\$713,982.85
4/2/2018	355,990	GLTRX00046197					\$390,000.00	
4/30/2018	355,992	GLTRX00046199						\$712,543.70
5/1/2018	357,133	CMTRX00008406	Bank Transaction Entry	DAJ000039365	USDA RD		\$44,675.00	
5/22/2018	356,457	CMTRX00008381	Bank Transaction Entry	DAJ000039174	KIA		\$386,962.52	
5/31/2018	357,582	GLTRX00046386						\$713,184.72
6/29/2018	358,428	GLTRX00046478						\$713,281.75
6/29/2018	358,429	GLTRX00046478					\$50.52	
6/29/2018	358,434	GLTRX00046479					\$0.69	
6/30/2018	358,648	GLTRX00046528						\$75.79

Account:	237-0001-000	Totals:	Account:	237-0000-000	Net Change	Ending Balance		
Trx Date	Jrnl No.	Orig. Audit Trail	Description:	Accrued Interest Customer Deposits	\$180,417.40	(\$3,156,156.38)	\$4,495,526.24	\$4,315,108.84
		Distribution Reference		Beginning Balance:	(\$10,443.94)		Debit	Credit
				Orig. Master Number	Orig. Master Name			
1/31/2018	351,150	GLTRX00045561					\$114.60	
1/31/2018	351,768	GLTRX00045648						\$5.90
1/31/2018	359,430	GLTRX00046635						\$1,218.27
2/28/2018	352,649	GLTRX00045793					\$71.50	
2/28/2018	352,989	GLTRX00045857						\$29.50
2/28/2018	359,431	GLTRX00046635						\$1,210.62

3/30/2018	354,278	GLTRX00045987						\$85.14	
3/30/2018	354,649	GLTRX00046032							\$1,247.47
4/30/2018	355,714	GLTRX00046172						\$809.13	
4/30/2018	355,732	GLTRX00046178							\$1,198.47
5/31/2018	356,990	GLTRX00046310						\$118.37	
5/31/2018	357,229	GLTRX00046350							\$1,203.47
6/30/2018	358,838	GLTRX00046549						\$294.52	
6/30/2018	358,909	GLTRX00046572							\$1,205.12
6/30/2018	359,693	GLTRX00046691							\$214.86
System:	DETAILED TRIAL B 9/24/2018	12:01:21 PM	Page:	202	User Date:	9/24/2018	User ID:	skampsen	

N Ky Water District

Totals:			Account:	237-0001-000	Net Change	Ending Balance		
Account:	241-0001-000	Description:	School Taxes - Ft Thomas	237-0001-000	(\$6,040.42)	(\$16,484.36)	\$1,493.26	\$7,533.68
Trx Date	Jrnl No.	Orig. Audit Trail	Distribution Reference	Beginning Balance:	(\$41.62)		Debit	Credit
1/16/2018	350,327	CMTRX00008266	Bank Transaction Entry	Orig. Master Number	Orig. Master Name		\$41.62	
1/31/2018	351,150	GLTRX00045561		DAJ000038332				\$20,749.99
2/15/2018	351,848	CMTRX00008294	Bank Transaction Entry	DAJ000038549			\$20,749.99	
2/28/2018	352,649	GLTRX00045793						\$458.56
3/12/2018	353,291	CMTRX00008328	Bank Transaction Entry	DAJ000038777			\$458.56	
3/30/2018	354,278	GLTRX00045987						\$110.29
4/17/2018	354,986	CMTRX00008362	Bank Transaction Entry	DAJ000039029			\$110.29	
4/30/2018	355,714	GLTRX00046172						\$20,010.81
5/16/2018	356,263	CMTRX00008380	Bank Transaction Entry	DAJ000039173			\$20,010.81	
5/31/2018	356,990	GLTRX00046310						\$49.80
6/14/2018	357,631	CMTRX00008415	Bank Transaction Entry	DAJ000039444			\$49.80	
6/30/2018	358,838	GLTRX00046549						\$82.39

Totals:			Account:	241-0001-000	Net Change	Ending Balance		
Account:	241-0002-000	Description:	School Taxes - Boone County	241-0001-000	(\$40.77)	(\$82.39)	\$41,421.07	\$41,461.84
Trx Date	Jrnl No.	Orig. Audit Trail	Distribution Reference	Beginning Balance:	(\$12,329.11)		Debit	Credit
1/16/2018	350,327	CMTRX00008266	Bank Transaction Entry	Orig. Master Number	Orig. Master Name		\$12,329.11	
1/31/2018	351,150	GLTRX00045561		DAJ000038332				\$2,663.70
2/15/2018	351,848	CMTRX00008294	Bank Transaction Entry	DAJ000038549			\$2,663.70	
2/28/2018	352,649	GLTRX00045793						\$1,093.05
3/12/2018	353,291	CMTRX00008328	Bank Transaction Entry	DAJ000038777			\$1,093.05	
3/30/2018	354,278	GLTRX00045987						\$10,913.92
4/17/2018	354,986	CMTRX00008362	Bank Transaction Entry	DAJ000039029			\$10,913.92	
4/30/2018	355,714	GLTRX00046172						\$2,666.82
5/16/2018	356,263	CMTRX00008380	Bank Transaction Entry	DAJ000039173			\$2,666.82	
5/31/2018	356,990	GLTRX00046310						\$1,166.57
6/14/2018	357,631	CMTRX00008415	Bank Transaction Entry	DAJ000039444			\$1,166.57	
6/30/2018	358,838	GLTRX00046549						\$12,209.98

Totals:			Account:	241-0002-000	Net Change	Ending Balance		
Account:	241-0003-000	Description:	School Taxes - Beechwood	241-0002-000	\$119.13	(\$12,209.98)	\$30,833.17	\$30,714.04
Trx Date	Jrnl No.	Orig. Audit Trail	Distribution Reference	Beginning Balance:	(\$9,523.83)		Debit	Credit
1/16/2018	350,327	CMTRX00008266	Bank Transaction Entry	Orig. Master Number	Orig. Master Name		\$9,523.83	
1/31/2018	351,150	GLTRX00045561		DAJ000038332				\$23.12
2/15/2018	351,848	CMTRX00008294	Bank Transaction Entry	DAJ000038549			\$23.12	
2/28/2018	352,649	GLTRX00045793						\$23.39
3/12/2018	353,291	CMTRX00008328	Bank Transaction Entry	DAJ000038777			\$23.39	
3/30/2018	354,278	GLTRX00045987						\$9,017.19
4/17/2018	354,986	CMTRX00008362	Bank Transaction Entry	DAJ000039029			\$9,017.19	
4/30/2018	355,714	GLTRX00046172					\$61.08	
5/31/2018	356,990	GLTRX00046310						\$96.11
6/14/2018	357,631	CMTRX00008415	Bank Transaction Entry	DAJ000039444			\$35.03	
6/30/2018	358,838	GLTRX00046549						\$8,931.06

Net Change Ending Balance

Account: 241-0004-000			Totals:	Account:	241-0003-000	\$592.77	(\$8,931.06)	\$18,683.64	\$18,090.87
Trx Date	Jrnl No.	Orig. Audit Trail	Description:	School Taxes - Campbell County	Beginning Balance:	(\$42,547.48)			
			Distribution Reference		Orig. Master Number	Orig. Master Name		Debit	Credit
1/16/2018	350,327	CMTRX00008266	Bank Transaction Entry		DAJ000038332			\$42,547.48	
1/31/2018	351,150	GLTRX00045561							\$8,383.19
2/15/2018	351,848	CMTRX00008294	Bank Transaction Entry		DAJ000038549			\$8,383.19	
2/28/2018	352,649	GLTRX00045793							\$9,330.73
3/12/2018	353,291	CMTRX00008328	Bank Transaction Entry		DAJ000038777			\$9,330.73	
3/28/2018	354,053	GLTRX00045955							\$10.62
3/30/2018	354,278	GLTRX00045987							\$41,405.61
4/17/2018	354,986	CMTRX00008362	Bank Transaction Entry		DAJ000039029			\$41,416.23	
4/30/2018	355,714	GLTRX00046172							\$8,343.88
5/16/2018	356,263	CMTRX00008380	Bank Transaction Entry		DAJ000039173			\$8,343.88	
5/31/2018	356,990	GLTRX00046310							\$8,307.63
6/14/2018	357,631	CMTRX00008415	Bank Transaction Entry		DAJ000039444			\$8,307.63	
6/30/2018	358,389	GLTRX00046475							\$7.90
System:	DETAILED TRIAL B 9/24/2018		12:01:21 PM	Page:	203	User Date:	9/24/2018	User ID:	skampsen
N Ky Water District									
6/30/2018	358,838	GLTRX00046549							\$43,774.12

Account: 241-0005-000			Totals:	Account:	241-0004-000	Net Change	Ending Balance	\$118,329.14	\$119,563.68
Trx Date	Jrnl No.	Orig. Audit Trail	Description:	School Taxes - Kenton County	Beginning Balance:	(\$1,234.54)	(\$43,782.02)		
			Distribution Reference		Orig. Master Number	Orig. Master Name		Debit	Credit
1/16/2018	350,327	CMTRX00008266	Bank Transaction Entry		DAJ000038332			\$75,295.10	
1/31/2018	351,150	GLTRX00045561							\$40,969.74
2/15/2018	351,848	CMTRX00008294	Bank Transaction Entry		DAJ000038549			\$40,969.74	
2/28/2018	352,649	GLTRX00045793							\$30,805.50
3/12/2018	353,291	CMTRX00008328	Bank Transaction Entry		DAJ000038777			\$30,805.50	
3/30/2018	354,278	GLTRX00045987							\$68,406.64
4/17/2018	354,986	CMTRX00008362	Bank Transaction Entry		DAJ000039029			\$68,406.64	
4/30/2018	355,714	GLTRX00046172							\$39,767.21
5/16/2018	356,263	CMTRX00008380	Bank Transaction Entry		DAJ000039173			\$39,767.21	
5/31/2018	356,990	GLTRX00046310							\$28,364.70
6/14/2018	357,631	CMTRX00008415	Bank Transaction Entry		DAJ000039444			\$28,364.70	
6/30/2018	358,838	GLTRX00046549							\$68,852.90

Account: 241-0007-000			Totals:	Account:	241-0005-000	Net Change	Ending Balance	\$283,608.89	\$277,166.69
Trx Date	Jrnl No.	Orig. Audit Trail	Description:	Sales Taxes - Kentucky	Beginning Balance:	\$6,442.20	(\$68,852.90)		
			Distribution Reference		Orig. Master Number	Orig. Master Name		Debit	Credit
1/24/2018	350,711	CMTRX00008276	Bank Transaction Entry		DAJ000038402			\$115,447.31	
1/31/2018	351,150	GLTRX00045561							\$64,073.10
1/31/2018	351,194	PMTRX00011359	Purchases		FIRE HYDRANT 1909	CA Advance			\$1.63
1/31/2018	351,293	PMTRX00011360	Purchases		FIRE HYDRANT 1911	Taylor Brothers Excavating			\$0.54
2/15/2018	351,919	GLTRX00045683							\$0.54
2/23/2018	352,377	CMTRX00008308	Bank Transaction Entry		DAJ000038648			\$64,075.27	
2/26/2018	352,503	GLTRX00045757							\$15.33
2/28/2018	352,649	GLTRX00045793							\$63,762.73
2/28/2018	352,718	PMTRX00011394	Purchases		FIRE HYDRANT 1918	CA Advance			\$4.79
2/28/2018	352,784	PMTRX00011395	Purchases		FIRE HYDRANT 1921	Xylem			\$7.15
3/1/2018	353,486	PMTRX00011410	Purchases		FIRE HYDRANT 1246.	SP Construction			\$6.15
3/1/2018	353,487	PMTRX00011410	Purchases		FIRE HYDRANT 1080.	SP Construction			\$5.97
3/9/2018	353,417	CMTRX00008331	Bank Transaction Entry		RCT000038800				\$2.10
3/12/2018	353,285	GLTRX00045892							\$2.17
3/12/2018	353,286	GLTRX00045892							\$5.26
3/14/2018	353,340	PMVVR00001372	Purchases		FIRE HYDRANT 1246	SP Construction		\$6.15	
3/14/2018	353,341	PMVVR00001372	Purchases		FIRE HYDRANT 1080	SP Construction		\$5.97	
3/23/2018	353,779	CMTRX00008338	Bank Transaction Entry		DAJ000038846			\$63,790.54	
3/26/2018	353,963	PMTRX00011419	Purchases		FIRE HYDRANT 1928	B & B Riverboats			\$36.70
3/26/2018	353,966	PMTRX00011419	Purchases		FIRE HYDRANT 1931	Carrera Const.			\$0.82

3/26/2018	353,967	PMTRX00011419	Purchases	FIRE HYDRANT 1927	Champion Cleaning	\$5.50		
3/26/2018	353,984	PMTRX00011419	Purchases	FIRE HYDRANT 1933	M & W Excavation	\$3.81		
3/26/2018	353,989	PMTRX00011419	Purchases	FIRE HYDRANT 1934	Tele-Vac Environmental	\$0.27		
3/27/2018	353,954	GLTRX00045947				\$10.70		
3/27/2018	353,955	GLTRX00045947				\$30.14		
3/27/2018	353,956	GLTRX00045947				\$38.94		
3/27/2018	353,957	GLTRX00045947				\$6.91		
3/28/2018	354,053	GLTRX00045955				\$21.25		
3/30/2018	354,278	GLTRX00045987				\$103,346.85		
4/9/2018	354,633	GLTRX00046030				\$9.02		
4/9/2018	354,634	GLTRX00046030				\$11.76		
4/9/2018	354,637	GLTRX00046030				\$4.35		
4/9/2018	354,638	GLTRX00046030				\$98.22		
4/9/2018	354,641	GLTRX00046030				\$7.85		
4/9/2018	354,642	GLTRX00046030				\$10.31		
4/9/2018	354,643	GLTRX00046030				\$10.59		
4/9/2018	354,644	GLTRX00046030				\$7.85		
4/9/2018	354,646	GLTRX00046030				\$96.31		
4/9/2018	354,647	GLTRX00046030				\$3.31		
4/25/2018	355,321	CMTRX00008369	Bank Transaction Entry	DAJ000039076		\$103,511.42		
4/30/2018	355,714	GLTRX00046172				\$62,313.57		
4/30/2018	355,733	PMTRX00011460	Purchases	FIRE HYDRANT 1942	American Hydroseeding	\$7.39		
4/30/2018	355,734	PMTRX00011460	Purchases	FIRE HYDRANT 1946	Arlinghaus Builders, LLC	\$1.36		
4/30/2018	355,745	PMTRX00011460	Purchases	FIRE HYDRANT 1940	Carrera Const.	\$1.36		
4/30/2018	355,820	PMTRX00011461	Purchases	FIRE HYDRANT 1947	Lucas Pools	\$8.10		
4/30/2018	355,842	PMTRX00011461	Purchases	FIRE HYDRANT 1941	Pinkham, Lohri	\$10.70		
4/30/2018	355,865	PMTRX00011461	Purchases	FIRE HYDRANT 1948	SWS Environmental	\$0.27		
5/1/2018	356,989	GLTRX00046309				\$15.33		
System:	DETAILED TRIAL B 9/24/2018	12:01:21 PM	Page:	204	User Date:	9/24/2018	User ID:	skampsen
N Ky Water District								
5/24/2018	356,534	CMTRX00008392	Bank Transaction Entry	DAJ000039250		\$62,602.32		
5/24/2018	356,540	GLTRX00046256				\$1.36		
5/24/2018	356,541	GLTRX00046256				\$24.46		
5/24/2018	356,542	GLTRX00046256				\$20.63		
5/24/2018	356,543	GLTRX00046256				\$4.31		
5/24/2018	356,544	GLTRX00046256				\$15.42		
5/24/2018	356,545	GLTRX00046256				\$17.08		
5/25/2018	356,940	CMTRX00008401	Bank Transaction Entry	RCT000039319		\$860.41		
5/31/2018	356,966	GLTRX00046307				\$6.91		
5/31/2018	356,967	GLTRX00046307				\$15.42		
5/31/2018	356,968	GLTRX00046307				\$98.87		
5/31/2018	356,970	GLTRX00046307				\$20.63		
5/31/2018	356,971	GLTRX00046307				\$191.78		
5/31/2018	356,972	GLTRX00046307				\$8.10		
5/31/2018	356,973	GLTRX00046307				\$62.47		
5/31/2018	356,974	GLTRX00046307				\$6.20		
5/31/2018	356,975	GLTRX00046307				\$1.09		
5/31/2018	356,976	GLTRX00046307				\$38.83		
5/31/2018	356,977	GLTRX00046307				\$1.63		
5/31/2018	356,978	GLTRX00046307				\$28.43		
5/31/2018	356,980	GLTRX00046308				\$10.77		
5/31/2018	356,981	GLTRX00046308				\$2.54		
5/31/2018	356,984	GLTRX00046308				\$136.55		
5/31/2018	356,985	GLTRX00046308				\$11.76		
5/31/2018	356,987	GLTRX00046308				\$10.77		
5/31/2018	356,990	GLTRX00046310				\$58,090.62		
5/31/2018	357,224	PMTRX00011492	Purchases	FIRE HYDRANT 1960	Cobalt Civil	\$4.31		
5/31/2018	357,230	PMTRX00011493	Purchases	FIRE HYDRANT 1974	Dennison Deanna	\$10.46		
5/31/2018	357,245	PMTRX00011493	Purchases	FIRE HYDRANT 1962	Evans Landscaping	\$14.24		

5/31/2018	357,254	PMTRX00011494	Purchases	FIRE HYDRANT 1954	Goettle, Richard	\$4.55		
5/31/2018	357,276	PMTRX00011495	Purchases	FIRE HYDRANT 1966	Krallman, Phil	\$4.31		
5/31/2018	357,278	PMTRX00011495	Purchases	FIRE HYDRANT 1952	Len Riegler Blacktop, Inc.	\$6.91		
5/31/2018	357,280	PMTRX00011495	Purchases	FIRE HYDRANT 1963	Lonkard Construction	\$6.69		
5/31/2018	357,291	PMTRX00011496	Purchases	FIRE HYDRANT 1977	Mainstrasse Village Assoc.	\$1.63		
5/31/2018	357,299	PMTRX00011496	Purchases	FIRE HYDRANT 1972	Meyers, Tracy	\$2.72		
5/31/2018	357,300	PMTRX00011496	Purchases	FIRE HYDRANT 1955	Miller Pipeline	\$6.20		
5/31/2018	357,314	PMTRX00011497	Purchases	FIRE HYDRANT 1957	Prus Construction	\$7.62		
5/31/2018	357,315	PMTRX00011497	Purchases	FIRE HYDRANT 1971	Raziano Lisa	\$9.99		
5/31/2018	357,328	PMTRX00011497	Purchases	FIRE HYDRANT 1967	Sugar Shack's Water	\$10.46		
5/31/2018	357,331	PMTRX00011497	Purchases	FIRE HYDRANT 1968	SWS Environmental	\$3.26		
5/31/2018	357,346	PMTRX00011498	Purchases	FIRE HYDRANT 1950	Wilhelm, FA	\$2.45		
6/14/2018	357,870	CMTRX00008418	Bank Transaction Entry	RCT000039467		\$2.10		
6/20/2018	357,891	CMTRX00008421	Bank Transaction Entry	DAJ000039483		\$59,798.17		
6/29/2018	358,445	PMTRX00011526	Purchases	FIRE HYDRANT 1994	Borne Alberta	\$8.33		
6/29/2018	358,447	PMTRX00011526	Purchases	FIRE HYDRANT 1995	Carrera Const.	\$2.45		
6/29/2018	358,492	PMTRX00011526	Purchases	FIRE HYDRANT 1991	Krentz, Christian	\$5.02		
6/29/2018	358,493	PMTRX00011526	Purchases	FIRE HYDRANT 1984	Leak Eliminators	\$2.99		
6/29/2018	358,497	PMTRX00011526	Purchases	FIRE HYDRANT 1989	Mark Spaulding Construction	\$3.26		
6/29/2018	358,498	PMTRX00011526	Purchases	REFUND CREDIT 06/18	O'Rourke Wrecking Co	\$0.82		
6/29/2018	358,499	PMTRX00011526	Purchases	FIRE HYDRANT 1998	Perry Robert	\$7.86		
6/29/2018	358,507	PMTRX00011526	Purchases	FIRE HYDRANT 1997	Timmerding, Sean	\$6.20		
6/29/2018	358,889	PMTRX00011533	Purchases	FIRE HYDRANT 1983	Len Riegler Blacktop, Inc.	\$8.10		
6/30/2018	358,388	GLTRX00046476				\$92.25		
6/30/2018	358,389	GLTRX00046475				\$15.80		
6/30/2018	358,390	GLTRX00046476				\$27.01		
6/30/2018	358,392	GLTRX00046476				\$44.32		
6/30/2018	358,394	GLTRX00046476				\$2.72		
6/30/2018	358,395	GLTRX00046476				\$18.32		
6/30/2018	358,396	GLTRX00046476				\$1.09		
6/30/2018	358,397	GLTRX00046476				\$8.81		
6/30/2018	358,838	GLTRX00046549				\$107,568.84		

Totals:				Account:	241-0007-000	Net Change	Ending Balance		
Description:				Sales Tax - KY Sales Tx	Prepay Less Pric	\$7,621.02	(\$107,826.29)	\$469,237.15	\$461,616.13
Account:	241-0007-001			Beginning Balance:		\$11,954.68			
Trx Date	Jrnl No.	Orig. Audit Trail	Distribution Reference	Orig. Master Number	Orig. Master Name		Debit	Credit	
1/24/2018	350,711	CMTRX00008276	Bank Transaction Entry	DAJ000038402			\$23,079.00		
1/24/2018	350,711	CMTRX00008276	Bank Transaction Entry	DAJ000038402				\$11,955.00	
2/23/2018	352,377	CMTRX00008308	Bank Transaction Entry	DAJ000038648			\$12,805.00		
2/23/2018	352,377	CMTRX00008308	Bank Transaction Entry	DAJ000038648				\$23,079.00	
3/23/2018	353,779	CMTRX00008338	Bank Transaction Entry	DAJ000038846			\$12,748.00		
3/23/2018	353,779	CMTRX00008338	Bank Transaction Entry	DAJ000038846				\$12,805.00	
4/25/2018	355,321	CMTRX00008369	Bank Transaction Entry	DAJ000039076			\$20,692.00		
System:	DETAILED TRIAL B	9/24/2018	12:01:21 PM	Page:	205	User Date:	9/24/2018	User ID:	skampsen
N Ky Water District									
4/25/2018	355,321	CMTRX00008369	Bank Transaction Entry	DAJ000039076				\$12,748.00	
5/24/2018	356,534	CMTRX00008392	Bank Transaction Entry	DAJ000039250			\$12,510.00		
5/24/2018	356,534	CMTRX00008392	Bank Transaction Entry	DAJ000039250				\$20,692.00	
6/20/2018	357,891	CMTRX00008421	Bank Transaction Entry	DAJ000039483			\$11,950.00		
6/20/2018	357,891	CMTRX00008421	Bank Transaction Entry	DAJ000039483				\$12,510.00	

Totals:				Account:	241-0007-001	Net Change	Ending Balance		
Description:				School Taxes - Ludlow		(\$5.00)	\$11,949.68	\$93,784.00	\$93,789.00
Account:	241-0010-000			Beginning Balance:		(\$6,109.04)			
Trx Date	Jrnl No.	Orig. Audit Trail	Distribution Reference	Orig. Master Number	Orig. Master Name		Debit	Credit	
1/16/2018	350,327	CMTRX00008266	Bank Transaction Entry	DAJ000038332			\$6,109.04		
1/31/2018	351,150	GLTRX00045561						\$30.65	
2/15/2018	351,848	CMTRX00008294	Bank Transaction Entry	DAJ000038549			\$30.65		
2/28/2018	352,649	GLTRX00045793						\$11.41	
3/12/2018	353,291	CMTRX00008328	Bank Transaction Entry	DAJ000038777			\$11.41		







3/1/2018	353,081	PMTRX00011399	Purchases	10927	Pension Corporation of America	\$5,642.40		
3/2/2018	353,212	GLTRX00045880					\$1,128.49	
3/9/2018	353,213	GLTRX00045881					\$1,128.49	
3/16/2018	353,449	GLTRX00045911					\$1,136.49	
3/23/2018	354,051	GLTRX00045953					\$1,136.49	
3/30/2018	354,052	GLTRX00045954					\$1,136.49	
4/1/2018	354,536	PMTRX00011429	Purchases	10964	Pension Corporation of America	\$4,545.92		
4/6/2018	354,771	GLTRX00046054					\$1,136.49	
4/13/2018	354,772	GLTRX00046055					\$1,136.49	
4/20/2018	355,270	GLTRX00046074					\$1,136.49	
4/27/2018	355,731	GLTRX00046177					\$1,136.49	
5/1/2018	355,841	PMTRX00011461	Purchases	10976	Pension Corporation of America	\$4,540.92		
5/4/2018	356,260	GLTRX00046218					\$1,136.49	
5/11/2018	356,261	GLTRX00046219					\$1,098.03	
5/18/2018	356,262	GLTRX00046220					\$1,098.03	
5/25/2018	356,965	GLTRX00046306					\$1,098.03	
6/1/2018	357,312	PMTRX00011497	Purchases	11041	Pension Corporation of America	\$5,682.40		
6/1/2018	357,521	GLTRX00046380					\$1,098.03	
6/8/2018	357,522	GLTRX00046381					\$1,136.49	
6/15/2018	358,252	GLTRX00046465					\$1,111.49	
6/22/2018	358,253	GLTRX00046466					\$1,111.49	
6/29/2018	358,254	GLTRX00046467					\$1,111.49	
Totals:			Account:	242-0012-000	Net Change	Ending Balance		
Account:	242-0013-000	Description:	Account:	242-0012-000	\$143.03	\$143.03	\$29,346.40	\$29,203.37
Trx Date	Jrnl No.	Orig. Audit Trail	Description:	Accrued Vacation/Sick	Beginning Balance:			
1/1/2018	353,296	GLREV00045898	Distribution Reference		(\$447,909.65)			
6/30/2018	358,908	GLTRX00046571		Orig. Master Number	Orig. Master Name		Debit	Credit
6/30/2018	359,046	GLTRX00046586					\$708,261.23	
6/30/2018	359,048	GLTRX00046588					\$103,824.58	
6/30/2018	359,052	GLTRX00046591						\$103,824.58
6/30/2018	359,053	GLTRX00046592						\$103,824.58
Totals:			Account:	242-0013-000	Net Change	Ending Balance		
Account:	242-0014-000	Description:	Account:	242-0013-000	(\$260,351.58)	(\$708,261.23)	\$812,085.81	\$1,072,437.39
Trx Date	Jrnl No.	Orig. Audit Trail	Description:	Accrued Payroll	Beginning Balance:			
1/1/2018	350,098	GLREV00045444	Distribution Reference		(\$215,646.20)			
1/31/2018	351,450	GLTRX00045592		Orig. Master Number	Orig. Master Name		Debit	Credit
1/31/2018	351,450	GLTRX00045592					\$212,118.54	
1/31/2018	351,498	GLTRX00045619					\$2,859.01	
2/1/2018	351,498	GLREV00045619					\$668.64	
2/28/2018	352,963	GLTRX00045838					\$256,332.64	\$256,332.64
2/28/2018	352,991	GLTRX00045859						\$137,545.13
3/1/2018	352,991	GLREV00045859						\$254,452.77
3/1/2018	354,372	CMTRX00008349	Bank Transaction Entry	DAJ000038936			\$254,452.77	
3/31/2018	354,286	GLTRX00045993					\$137,545.13	
4/1/2018	354,286	GLREV00045993					\$161,051.69	\$161,051.69
4/30/2018	355,973	GLTRX00046191						\$207,515.26
5/1/2018	355,973	GLREV00046191					\$207,515.26	
5/31/2018	357,113	GLTRX00046328						\$277,894.57
5/31/2018	357,154	CMTRX00008407	Bank Transaction Entry	DAJ000039385			\$136,494.82	
6/1/2018	357,113	GLREV00046328					\$277,894.57	
6/1/2018	358,874	GLTRX00046558						\$136,494.82
6/30/2018	358,836	GLTRX00046547						\$158,527.88
Totals:			Account:	242-0014-000	Net Change	Ending Balance		
Account:	242-0017-000	Description:	Account:	242-0014-000	\$57,118.31	(\$158,527.89)	\$1,646,933.07	\$1,589,814.76
Trx Date	Jrnl No.	Orig. Audit Trail	Description:	Deferred Compensation	Beginning Balance:			
1/4/2018	349,725	PMTRX00011318	Distribution Reference		\$0.00		Debit	Credit
		Purchases		010518DEFCOMP	Orig. Master Name		\$3,628.44	
					Kentucky State Treasurer			

1/12/2018	350,006	PMTRX00011325	Purchases	011218DEFCOMP	Kentucky State Treasurer	\$3,618.44	
1/17/2018	350,376	PMTRX00011337	Purchases	011918DEFCOMP	Kentucky State Treasurer	\$3,588.44	
1/23/2018	350,708	PMTRX00011346	Purchases	012618DEFCOMP	Kentucky State Treasurer	\$3,608.44	
1/31/2018	350,716	GLTRX00045517					\$14,443.76
2/2/2018	350,849	PMTRX00011349	Purchases	020218DEFCOMP	Kentucky State Treasurer	\$3,596.44	
2/7/2018	351,505	PMTRX00011363	Purchases	020918DEFCOMP	Kentucky State Treasurer	\$3,611.44	
System:	DETAILED TRIAL B	9/24/2018	12:01:21 PM	Page:			
N Ky Water District				208	User Date:	9/24/2018	User ID: skampsen
2/12/2018	351,775	PMTRX00011372	Purchases	021618DEFCOMP	Kentucky State Treasurer	\$3,626.44	
2/19/2018	352,020	PMTRX00011379	Purchases	0223DEFCOMP	Kentucky State Treasurer	\$3,674.94	
2/28/2018	352,145	GLTRX00045726					\$14,509.26
3/2/2018	352,511	PMTRX00011389	Purchases	030218DEFCOMP	Kentucky State Treasurer	\$3,674.94	
3/6/2018	352,972	PMTRX00011397	Purchases	030918DEFCOMP	Kentucky State Treasurer	\$3,674.94	
3/12/2018	353,280	PMTRX00011404	Purchases	031618DEFCOMP	Kentucky State Treasurer	\$3,634.91	
3/21/2018	353,556	PMTRX00011411	Purchases	032318DEFCOMP	Kentucky State Treasurer	\$3,634.91	
3/27/2018	353,960	GLTRX00045949					\$18,264.61
3/30/2018	353,949	PMTRX00011418	Purchases	033018DEFCOMP	Kentucky State Treasurer	\$3,644.91	
4/6/2018	354,275	PMTRX00011423	Purchases	040618DEFCOMP	Kentucky State Treasurer	\$3,685.69	
4/13/2018	354,628	PMTRX00011431	Purchases	041318DEFCOMP	Kentucky State Treasurer	\$3,685.69	
4/16/2018	354,983	PMTRX00011440	Purchases	042018DEFCOMP	Kentucky State Treasurer	\$3,685.69	
4/23/2018	355,268	PMTRX00011450	Purchases	042718DEFCOMP	Kentucky State Treasurer	\$3,685.69	
4/30/2018	355,342	GLTRX00046110					\$14,742.76
5/4/2018	355,600	PMTRX00011457	Purchases	050418DEFCOMP	Kentucky State Treasurer	\$3,715.69	
5/11/2018	355,970	PMTRX00011463	Purchases	051118DEFCOMP	Kentucky State Treasurer	\$3,715.69	
5/14/2018	356,254	PMTRX00011469	Purchases	051818DEFCOMP	Kentucky State Treasurer	\$4,050.69	
5/21/2018	356,451	PMTRX00011476	Purchases	052518DEFCOMP	Kentucky State Treasurer	\$3,970.69	
5/31/2018	356,535	GLTRX00046242					\$15,452.76
6/1/2018	356,763	PMTRX00011483	Purchases	060118DEFCOMP	Kentucky State Treasurer	\$3,990.69	
6/4/2018	357,030	PMTRX00011489	Purchases	060818DEFCOMP	Kentucky State Treasurer	\$3,990.69	
6/12/2018	357,398	PMTRX00011500	Purchases	061518DEFCOMP	Kentucky State Treasurer	\$3,970.69	
6/13/2018	357,863	CMTRX00008417	Bank Transaction Entry	RCT000039460			\$80.00
6/18/2018	357,769	PMTRX00011509	Purchases	062218DEFCOMP	Kentucky State Treasurer	\$3,970.69	
6/25/2018	358,187	PMTRX00011517	Purchases	062918DEFCOMP	Kentucky State Treasurer	\$3,970.69	
6/30/2018	358,256	GLTRX00046469					\$19,893.45
			Totals:	Account: 242-0017-000	Net Change	Ending Balance	
			Description:	Special Withholding-Loans DefComp	(\$80.00)	(\$80.00)	\$97,306.60
Account:	242-0018-000			Beginning Balance:	\$0.00		\$97,386.60
Trx Date	Jrnl No.	Orig. Audit Trail	Distribution Reference	Orig. Master Number	Orig. Master Name	Debit	Credit
1/4/2018	349,726	PMTRX00011318	Purchases	010518DEFLOAN	Kentucky State Treasurer	\$89.68	
1/12/2018	350,007	PMTRX00011325	Purchases	011218DEFLOAN	Kentucky State Treasurer	\$89.68	
1/17/2018	350,377	PMTRX00011337	Purchases	011918DEFLOAN	Kentucky State Treasurer	\$89.68	
1/23/2018	350,709	PMTRX00011346	Purchases	012618DEFLOANS	Kentucky State Treasurer	\$21.86	
1/31/2018	350,716	GLTRX00045517					\$290.90
2/2/2018	350,850	PMTRX00011349	Purchases	020218DEFLOANS	Kentucky State Treasurer	\$21.86	
2/7/2018	351,506	PMTRX00011363	Purchases	020918DEFLOANS	Kentucky State Treasurer	\$21.86	
2/12/2018	351,776	PMTRX00011372	Purchases	021618DEFLOANS	Kentucky State Treasurer	\$21.86	
2/19/2018	352,021	PMTRX00011379	Purchases	0223DEFLOANS	Kentucky State Treasurer	\$21.86	
2/28/2018	352,145	GLTRX00045726					\$87.44
3/2/2018	352,512	PMTRX00011389	Purchases	030218DEFLOANS	Kentucky State Treasurer	\$21.86	
3/6/2018	352,973	PMTRX00011397	Purchases	030918DEFLOANS	Kentucky State Treasurer	\$21.86	
3/12/2018	353,281	PMTRX00011404	Purchases	031618DEFLOANS	Kentucky State Treasurer	\$21.86	
3/21/2018	353,557	PMTRX00011411	Purchases	032318DEFLOAN	Kentucky State Treasurer	\$21.86	
3/27/2018	353,960	GLTRX00045949					\$109.30
3/30/2018	353,950	PMTRX00011418	Purchases	033018DEFLOANS	Kentucky State Treasurer	\$21.86	
4/6/2018	354,276	PMTRX00011423	Purchases	040618DEFLOANS	Kentucky State Treasurer	\$21.86	
4/13/2018	354,629	PMTRX00011431	Purchases	041318DEFLOANS	Kentucky State Treasurer	\$21.86	
4/16/2018	354,984	PMTRX00011440	Purchases	042018DEFLOANS	Kentucky State Treasurer	\$21.86	
4/30/2018	355,342	GLTRX00046110					\$65.58
				Net Change		Ending Balance	

Account: 242-0020-000		Totals:	Account:	242-0018-000	\$0.00	\$0.00	\$553.22	\$553.22
Trx Date	Jrnl No.	Orig. Audit Trail	Description:	457 Deferred Comp.	Beginning Balance:	\$0.00		
			Distribution Reference		Orig. Master Number	Orig. Master Name	Debit	Credit
1/4/2018	349,725	PMTRX00011318	Purchases		010518DEFCOMP	Kentucky State Treasurer	\$1,304.04	
1/12/2018	350,006	PMTRX00011325	Purchases		011218DEFCOMP	Kentucky State Treasurer	\$1,254.04	
1/17/2018	350,376	PMTRX00011337	Purchases		011918DEFCOMP	Kentucky State Treasurer	\$1,254.04	
1/23/2018	350,708	PMTRX00011346	Purchases		012618DEFCOMP	Kentucky State Treasurer	\$1,254.04	
1/31/2018	350,716	GLTRX00045517						\$5,066.16
2/2/2018	350,849	PMTRX00011349	Purchases		020218DEFCOMP	Kentucky State Treasurer	\$1,319.04	
2/7/2018	351,505	PMTRX00011363	Purchases		020918DEFCOMP	Kentucky State Treasurer	\$1,319.04	
2/12/2018	351,775	PMTRX00011372	Purchases		021618DEFCOMP	Kentucky State Treasurer	\$1,326.04	
2/19/2018	352,020	PMTRX00011379	Purchases		0223DEFCOMP	Kentucky State Treasurer	\$1,326.04	
2/28/2018	352,145	GLTRX00045726						\$5,290.16
3/2/2018	352,511	PMTRX00011389	Purchases		030218DEFCOMP	Kentucky State Treasurer	\$1,326.04	
3/6/2018	352,972	PMTRX00011397	Purchases		030918DEFCOMP	Kentucky State Treasurer	\$1,344.54	
3/12/2018	353,280	PMTRX00011404	Purchases		031618DEFCOMP	Kentucky State Treasurer	\$1,344.54	
3/21/2018	353,556	PMTRX00011411	Purchases		032318DEFCOMP	Kentucky State Treasurer	\$1,344.54	
3/27/2018	353,960	GLTRX00045949						\$6,704.20
System:	DETAILED TRIAL B 9/24/2018	12:01:21 PM	Page:	209	User Date:	9/24/2018	User ID:	skampsen
N Ky Water District								
3/30/2018	353,949	PMTRX00011418	Purchases		033018DEFCOMP	Kentucky State Treasurer	\$1,344.54	
4/6/2018	354,275	PMTRX00011423	Purchases		040618DEFCOMP	Kentucky State Treasurer	\$1,344.54	
4/13/2018	354,628	PMTRX00011431	Purchases		041318DEFCOMP	Kentucky State Treasurer	\$1,344.54	
4/16/2018	354,983	PMTRX00011440	Purchases		042018DEFCOMP	Kentucky State Treasurer	\$1,344.54	
4/23/2018	355,268	PMTRX00011450	Purchases		042718DEFCOMP	Kentucky State Treasurer	\$1,354.54	
4/30/2018	355,342	GLTRX00046110						\$5,388.16
5/4/2018	355,600	PMTRX00011457	Purchases		050418DEFCOMP	Kentucky State Treasurer	\$1,469.54	
5/11/2018	355,970	PMTRX00011463	Purchases		051118DEFCOMP	Kentucky State Treasurer	\$1,469.54	
5/14/2018	356,254	PMTRX00011469	Purchases		051818DEFCOMP	Kentucky State Treasurer	\$1,489.54	
5/21/2018	356,451	PMTRX00011476	Purchases		052518DEFCOMP	Kentucky State Treasurer	\$1,489.54	
5/31/2018	356,535	GLTRX00046242						\$5,918.16
6/1/2018	356,763	PMTRX00011483	Purchases		060118DEFCOMP	Kentucky State Treasurer	\$1,459.54	
6/4/2018	357,030	PMTRX00011489	Purchases		060818DEFCOMP	Kentucky State Treasurer	\$1,459.54	
6/12/2018	357,398	PMTRX00011500	Purchases		061518DEFCOMP	Kentucky State Treasurer	\$1,459.54	
6/18/2018	357,769	PMTRX00011509	Purchases		062218DEFCOMP	Kentucky State Treasurer	\$1,459.54	
6/25/2018	358,187	PMTRX00011517	Purchases		062918DEFCOMP	Kentucky State Treasurer	\$1,459.54	
6/30/2018	358,256	GLTRX00046469						\$7,297.70
		Totals:	Account:	242-0020-000	Net Change	Ending Balance	\$35,664.54	\$35,664.54
Account:	242-0022-000	Description:	Childcare Deduction	Beginning Balance:	\$0.00	\$0.00		
Trx Date	Jrnl No.	Orig. Audit Trail	Distribution Reference	Orig. Master Number	Orig. Master Name	Debit	Credit	
1/31/2018	350,716	GLTRX00045517					\$742.25	
1/31/2018	350,717	GLTRX00045517				\$742.25		
2/28/2018	352,145	GLTRX00045726					\$644.40	
2/28/2018	352,146	GLTRX00045726				\$644.40		
3/27/2018	353,960	GLTRX00045949					\$805.50	
3/27/2018	353,960	GLTRX00045949					\$405.16	
3/27/2018	353,961	GLTRX00045949				\$805.50		
3/27/2018	353,961	GLTRX00045949				\$405.16		
4/30/2018	355,342	GLTRX00046110					\$644.40	
4/30/2018	355,342	GLTRX00046110					\$405.16	
4/30/2018	355,343	GLTRX00046110				\$405.16		
4/30/2018	355,713	GLTRX00046171				\$644.40		
5/31/2018	356,535	GLTRX00046242					\$644.40	
5/31/2018	356,535	GLTRX00046242					\$405.16	
5/31/2018	357,181	GLTRX00046348				\$1,049.56		
6/30/2018	358,256	GLTRX00046469					\$805.50	
6/30/2018	358,256	GLTRX00046469					\$506.45	
6/30/2018	358,257	GLTRX00046469				\$1,311.95		

Account:	242-0023-000	Totals:	Account:	242-0022-000	Net Change	Ending Balance	\$6,008.38	\$6,008.38
Trx Date	Jrnl No.	Description:	Flex-Spend MEDICAL	Beginning Balance:	\$0.00	\$0.00		
	Orig. Audit Trail	Distribution Reference		Orig. Master Number	Orig. Master Name		Debit	Credit
1/5/2018	351,006	GLTRX00045540					\$861.57	
1/12/2018	351,007	GLTRX00045541					\$871.19	
1/19/2018	351,008	GLTRX00045542					\$855.80	
1/26/2018	351,009	GLTRX00045543					\$871.19	
1/31/2018	350,716	GLTRX00045517						\$3,459.75
2/2/2018	351,778	GLTRX00045651					\$859.65	
2/9/2018	351,779	GLTRX00045652					\$871.19	
2/16/2018	352,173	GLTRX00045730					\$871.19	
2/23/2018	352,174	GLTRX00045731					\$871.19	
2/28/2018	352,145	GLTRX00045726						\$3,473.22
3/2/2018	353,212	GLTRX00045880					\$871.19	
3/9/2018	353,213	GLTRX00045881					\$871.19	
3/16/2018	353,449	GLTRX00045911					\$879.19	
3/23/2018	354,051	GLTRX00045953					\$879.19	
3/27/2018	353,960	GLTRX00045949						\$4,379.95
3/30/2018	354,052	GLTRX00045954					\$879.19	
4/6/2018	354,771	GLTRX00046054					\$879.19	
4/13/2018	354,772	GLTRX00046055					\$879.19	
4/20/2018	355,270	GLTRX00046074					\$879.19	
4/27/2018	355,731	GLTRX00046177					\$879.19	
4/30/2018	355,342	GLTRX00046110						\$3,516.76
5/4/2018	356,260	GLTRX00046218					\$879.19	
5/11/2018	356,261	GLTRX00046219					\$840.73	
5/18/2018	356,262	GLTRX00046220					\$840.73	
5/25/2018	356,965	GLTRX00046306					\$840.73	
5/31/2018	356,535	GLTRX00046242						\$3,401.38
System:	DETAILED TRIAL B 9/24/2018	12:01:21 PM	Page:	210	User Date:	9/24/2018	User ID:	skampsen
N Ky Water District								
6/1/2018	357,521	GLTRX00046380					\$840.73	
6/8/2018	357,522	GLTRX00046381					\$879.19	
6/15/2018	358,252	GLTRX00046465					\$854.19	
6/22/2018	358,253	GLTRX00046466					\$854.19	
6/29/2018	358,254	GLTRX00046467					\$854.19	
6/30/2018	358,256	GLTRX00046469						\$4,282.49

Account:	242-0024-000	Totals:	Account:	242-0023-000	Net Change	Ending Balance	\$22,513.55	\$22,513.55
Trx Date	Jrnl No.	Description:	Flex-Spend CHILD CARE	Beginning Balance:	\$0.00	\$49.03		
	Orig. Audit Trail	Distribution Reference		Orig. Master Number	Orig. Master Name		Debit	Credit
1/5/2018	351,006	GLTRX00045540					\$257.32	
1/12/2018	351,007	GLTRX00045541					\$257.30	
1/19/2018	351,008	GLTRX00045542					\$257.30	
1/26/2018	351,009	GLTRX00045543					\$257.30	
1/31/2018	350,716	GLTRX00045517						\$1,029.22
2/2/2018	351,778	GLTRX00045651					\$257.30	
2/9/2018	351,779	GLTRX00045652					\$257.30	
2/16/2018	352,173	GLTRX00045730					\$257.30	
2/23/2018	352,174	GLTRX00045731					\$257.30	
2/28/2018	352,145	GLTRX00045726						\$1,029.20
3/2/2018	353,212	GLTRX00045880					\$257.30	
3/9/2018	353,213	GLTRX00045881					\$257.30	
3/16/2018	353,449	GLTRX00045911					\$257.30	
3/23/2018	354,051	GLTRX00045953					\$257.30	
3/27/2018	353,960	GLTRX00045949						\$1,286.50
3/30/2018	354,052	GLTRX00045954					\$257.30	
4/6/2018	354,771	GLTRX00046054					\$257.30	

4/13/2018	354,772	GLTRX00046055					\$257.30	
4/20/2018	355,270	GLTRX00046074					\$257.30	
4/27/2018	355,731	GLTRX00046177					\$257.30	
4/30/2018	355,342	GLTRX00046110						\$1,029.20
5/4/2018	356,260	GLTRX00046218					\$257.30	
5/11/2018	356,261	GLTRX00046219					\$257.30	
5/18/2018	356,262	GLTRX00046220					\$257.30	
5/25/2018	356,965	GLTRX00046306					\$257.30	
5/31/2018	356,535	GLTRX00046242						\$1,029.20
6/1/2018	357,521	GLTRX00046380					\$257.30	
6/8/2018	357,522	GLTRX00046381					\$257.30	
6/15/2018	358,252	GLTRX00046465					\$257.30	
6/22/2018	358,253	GLTRX00046466					\$257.30	
6/29/2018	358,254	GLTRX00046467					\$257.30	
6/30/2018	358,256	GLTRX00046469						\$1,286.50

Account:	242-0027-000	Totals:	Account:	242-0024-000	Net Change	Ending Balance		
Trx Date	Jrnl No.	Description:	FICA Tax WITHHELD Employee	Beginning Balance:	\$0.00	\$0.00	\$6,689.82	\$6,689.82
		Distribution Reference		Orig. Master Number	\$80.50			

Trx Date	Jrnl No.	Orig. Audit Trail	Distribution Reference	Orig. Master Number	Orig. Master Name	Debit	Credit
1/31/2018	350,716	GLTRX00045517					\$40,460.28
1/31/2018	350,716	GLTRX00045517					\$9,462.40
1/31/2018	350,717	GLTRX00045517				\$40,460.28	
1/31/2018	350,717	GLTRX00045517				\$9,462.40	
2/28/2018	352,145	GLTRX00045726					\$35,369.86
2/28/2018	352,145	GLTRX00045726					\$8,272.13
2/28/2018	352,146	GLTRX00045726				\$35,369.86	
2/28/2018	352,146	GLTRX00045726				\$8,272.13	
3/27/2018	353,960	GLTRX00045949					\$44,662.05
3/27/2018	353,960	GLTRX00045949					\$10,445.42
3/27/2018	353,961	GLTRX00045949				\$44,662.05	
3/27/2018	353,961	GLTRX00045949				\$10,445.42	
4/30/2018	355,342	GLTRX00046110					\$35,513.33
4/30/2018	355,342	GLTRX00046110					\$8,305.72
4/30/2018	355,343	GLTRX00046110				\$35,513.33	
4/30/2018	355,343	GLTRX00046110				\$8,305.72	
5/31/2018	356,535	GLTRX00046242					\$35,256.23
5/31/2018	356,535	GLTRX00046242					\$8,245.51
5/31/2018	356,536	GLTRX00046242				\$35,256.23	
5/31/2018	356,536	GLTRX00046242				\$8,245.51	
6/30/2018	358,256	GLTRX00046469					\$43,651.01
6/30/2018	358,256	GLTRX00046469					\$10,475.55
6/30/2018	358,257	GLTRX00046469				\$43,651.01	

System:	DETAILED TRIAL B 9/24/2018	12:01:21 PM	Page:	211	User Date:	9/24/2018	User ID:	skampsen
N Ky Water District								
6/30/2018	358,257	GLTRX00046469					\$10,475.55	

Account:	242-0029-000	Totals:	Account:	242-0027-000	Net Change	Ending Balance		
Trx Date	Jrnl No.	Description:	Federal Income Tax Withheld	Beginning Balance:	\$0.00	\$80.50	\$290,119.49	\$290,119.49
		Distribution Reference		Orig. Master Number	\$0.00			

Trx Date	Jrnl No.	Orig. Audit Trail	Distribution Reference	Orig. Master Number	Orig. Master Name	Debit	Credit
1/31/2018	350,716	GLTRX00045517					\$76,113.95
1/31/2018	350,717	GLTRX00045517					
2/28/2018	352,145	GLTRX00045726					\$52,315.57
2/28/2018	352,146	GLTRX00045726					
3/27/2018	353,960	GLTRX00045949				\$52,315.57	
3/27/2018	353,961	GLTRX00045949				\$65,373.04	
4/30/2018	355,342	GLTRX00046110					\$51,946.94
4/30/2018	355,343	GLTRX00046110					
5/31/2018	356,535	GLTRX00046242				\$51,946.94	
5/31/2018	356,536	GLTRX00046242					\$51,313.11
5/31/2018	356,536	GLTRX00046242				\$51,313.11	

6/30/2018	358,256	GLTRX00046469							\$66,511.49
6/30/2018	358,257	GLTRX00046469							\$66,511.49

Totals:			Account:	242-0029-000	Net Change	Ending Balance			
Account:	242-0030-000	Description:	Account:	242-0029-000	\$0.00	\$0.00	\$363,574.10	\$363,574.10	
Trx Date	Jrnl No.	Orig. Audit Trail	Description:	Beginning Balance:	\$43.52				
			Distribution Reference	Orig. Master Number			Debit	Credit	
1/31/2018	350,716	GLTRX00045517						\$28,166.77	
1/31/2018	350,717	GLTRX00045517					\$28,166.77		
2/28/2018	352,145	GLTRX00045726						\$23,520.01	
2/28/2018	352,146	GLTRX00045726					\$23,520.01		
3/27/2018	353,960	GLTRX00045949						\$29,577.26	
3/27/2018	353,961	GLTRX00045949					\$29,577.26		
4/30/2018	355,342	GLTRX00046110						\$23,393.56	
4/30/2018	355,343	GLTRX00046110					\$23,393.56		
5/31/2018	356,535	GLTRX00046242						\$22,373.62	
5/31/2018	356,536	GLTRX00046242					\$22,373.62		
6/30/2018	358,256	GLTRX00046469						\$27,551.91	
6/30/2018	358,257	GLTRX00046469					\$27,551.91		

Totals:			Account:	242-0030-000	Net Change	Ending Balance			
Account:	242-0031-000	Description:	Account:	242-0030-000	\$0.00	\$43.52	\$154,583.13	\$154,583.13	
Trx Date	Jrnl No.	Orig. Audit Trail	Description:	Beginning Balance:	(\$39,816.84)				
			Distribution Reference	Orig. Master Number			Debit	Credit	
1/4/2018	349,728	CMTRX00008263	Bank Transaction Entry	DAJ000038304			\$39,816.84		
1/31/2018	350,716	GLTRX00045517						\$13,678.26	
1/31/2018	350,716	GLTRX00045517						\$21,180.00	
2/2/2018	351,220	CMTRX00008291	Bank Transaction Entry	DAJ000038505			\$34,858.26		
2/28/2018	352,145	GLTRX00045726						\$11,630.47	
2/28/2018	352,145	GLTRX00045726						\$19,767.64	
3/1/2018	352,596	CMTRX00008313	Bank Transaction Entry	DAJ000038672			\$31,398.11		
3/27/2018	353,960	GLTRX00045949						\$14,970.16	
3/27/2018	353,960	GLTRX00045949						\$24,769.62	
4/4/2018	354,318	CMTRX00008348	Bank Transaction Entry	DAJ000038927			\$39,739.78		
4/30/2018	355,342	GLTRX00046110						\$11,705.02	
4/30/2018	355,342	GLTRX00046110						\$19,930.61	
5/1/2018	355,655	CMTRX00008376	Bank Transaction Entry	DAJ000039122			\$31,635.63		
5/31/2018	356,535	GLTRX00046242						\$11,745.81	
5/31/2018	356,535	GLTRX00046242						\$19,468.06	
6/4/2018	357,019	CMTRX00008405	Bank Transaction Entry	DAJ000039344			\$31,213.87		
6/27/2018	358,260	CMTRX00008428	Bank Transaction Entry	DAJ000039531			\$38,793.06		
6/30/2018	358,256	GLTRX00046469						\$14,561.34	
6/30/2018	358,256	GLTRX00046469						\$24,231.72	

Totals:			Account:	242-0031-000	Net Change	Ending Balance			
Account:	242-0032-000	Description:	Account:	242-0031-000	\$39,816.84	\$0.00	\$247,455.55	\$207,638.71	
Trx Date	Jrnl No.	Orig. Audit Trail	Description:	Beginning Balance:	(\$143,730.82)				
			Distribution Reference	Orig. Master Number			Debit	Credit	
1/4/2018	349,728	CMTRX00008263	Bank Transaction Entry	DAJ000038304			\$143,730.82		
1/30/2018	350,916	GLTRX00045519						\$125,522.65	
2/2/2018	351,220	CMTRX00008291	Bank Transaction Entry	DAJ000038505			\$125,522.65		
2/27/2018	352,523	GLTRX00045786						\$113,554.56	
System:	DETAILED TRIAL B 9/24/2018		12:01:21 PM	Page:	212	User Date:	9/24/2018	User ID:	skampsen

3/1/2018	352,596	CMTRX00008313	Bank Transaction Entry	DAJ000038672			\$113,554.56		
3/30/2018	354,285	GLTRX00045992						\$143,554.77	
4/4/2018	354,318	CMTRX00008348	Bank Transaction Entry	DAJ000038927			\$143,554.77		
4/30/2018	355,406	GLTRX00046111						\$114,423.39	
5/1/2018	355,655	CMTRX00008376	Bank Transaction Entry	DAJ000039122			\$114,423.39		
5/29/2018	356,809	GLTRX00046263						\$112,773.75	
6/4/2018	357,019	CMTRX00008405	Bank Transaction Entry	DAJ000039344			\$112,773.75		
6/27/2018	358,260	CMTRX00008428	Bank Transaction Entry	DAJ000039531			\$140,295.26		



4/30/2018	355,342	GLTRX00046110							\$2,308.42
4/30/2018	355,343	GLTRX00046110							\$2,308.42
5/31/2018	356,535	GLTRX00046242							\$2,268.18
5/31/2018	356,536	GLTRX00046242							\$2,268.18
6/30/2018	358,256	GLTRX00046469							\$2,751.46
6/30/2018	358,257	GLTRX00046469							\$2,751.46

Account: 242-0041-000			Totals:	Account: 242-0040-000	Net Change	Ending Balance			
Trx Date Jrnl No. Orig. Audit Trail			Description:	Covington PR Tax Withheld	\$254.52	\$0.00	\$15,280.53	\$15,026.01	
			Distribution Reference	Beginning Balance:	\$0.00				
				Orig. Master Number	Orig. Master Name		Debit	Credit	
1/31/2018	350,716	GLTRX00045517							\$896.64
1/31/2018	350,717	GLTRX00045517					\$896.64		
2/28/2018	352,145	GLTRX00045726							\$591.42
2/28/2018	352,146	GLTRX00045726					\$591.42		
3/27/2018	353,960	GLTRX00045949							\$628.76
3/27/2018	353,961	GLTRX00045949					\$628.76		
4/30/2018	355,342	GLTRX00046110							\$387.83
4/30/2018	355,343	GLTRX00046110					\$387.83		
5/31/2018	356,535	GLTRX00046242							\$321.12
5/31/2018	356,536	GLTRX00046242					\$321.12		
6/30/2018	358,256	GLTRX00046469							\$414.39
6/30/2018	358,257	GLTRX00046469					\$414.39		

Account: 242-0042-000			Totals:	Account: 242-0041-000	Net Change	Ending Balance			
Trx Date Jrnl No. Orig. Audit Trail			Description:	Crescent Spring PR Tax Withheld	\$0.00	\$0.00	\$3,240.16	\$3,240.16	
			Distribution Reference	Beginning Balance:	\$0.00				
				Orig. Master Number	Orig. Master Name		Debit	Credit	
1/31/2018	350,716	GLTRX00045517							\$10.64
1/31/2018	350,717	GLTRX00045517					\$10.64		
2/28/2018	352,145	GLTRX00045726							\$4.43
2/28/2018	352,146	GLTRX00045726					\$4.43		
3/27/2018	353,960	GLTRX00045949							\$11.76
3/27/2018	353,961	GLTRX00045949					\$11.76		
4/30/2018	355,342	GLTRX00046110							\$0.32
4/30/2018	355,343	GLTRX00046110					\$0.32		
5/31/2018	356,535	GLTRX00046242							\$3.53
5/31/2018	356,536	GLTRX00046242					\$3.53		
6/30/2018	358,256	GLTRX00046469							\$14.08
6/30/2018	358,257	GLTRX00046469					\$14.08		

Account: 242-0043-000			Totals:	Account: 242-0042-000	Net Change	Ending Balance			
Trx Date Jrnl No. Orig. Audit Trail			Description:	Edgewood PR Tax Withheld	\$0.00	\$0.00	\$44.76	\$44.76	
			Distribution Reference	Beginning Balance:	\$0.00				
				Orig. Master Number	Orig. Master Name		Debit	Credit	
1/31/2018	350,716	GLTRX00045517							\$24.40
1/31/2018	350,717	GLTRX00045517					\$24.40		
2/28/2018	352,145	GLTRX00045726							\$30.15
2/28/2018	352,146	GLTRX00045726					\$30.15		
3/27/2018	353,960	GLTRX00045949							\$30.46
3/27/2018	353,961	GLTRX00045949					\$30.46		
4/30/2018	355,342	GLTRX00046110							\$18.85
4/30/2018	355,343	GLTRX00046110					\$18.85		
5/31/2018	356,535	GLTRX00046242							\$25.47
5/31/2018	356,536	GLTRX00046242					\$25.47		
6/30/2018	358,256	GLTRX00046469							\$67.18
6/30/2018	358,257	GLTRX00046469					\$67.18		

Account: 242-0044-000			Totals:	Account: 242-0043-000	Net Change	Ending Balance			
Trx Date Jrnl No. Orig. Audit Trail			Description:	Erlanger PR Tax Withheld	\$0.00	\$0.00	\$196.51	\$196.51	
			Distribution Reference	Beginning Balance:	(\$237.10)				
				Orig. Master Number	Orig. Master Name		Debit	Credit	
1/31/2018	350,716	GLTRX00045517							\$5,408.29



1/31/2018	350,717	GLTRX00045517						\$5,408.29	
1/31/2018	351,450	GLTRX00045592						\$252.10	
2/28/2018	352,145	GLTRX00045726							\$4,609.24
2/28/2018	352,146	GLTRX00045726							\$4,609.24
System:	DETAILED TRIAL B 9/24/2018		12:01:21 PM	Page:	214	User Date:	9/24/2018	User ID:	skampsen
N Ky Water District									
3/27/2018	353,960	GLTRX00045949							\$5,964.12
3/27/2018	353,961	GLTRX00045949						\$5,964.12	
4/30/2018	355,342	GLTRX00046110							\$4,671.74
4/30/2018	355,343	GLTRX00046110						\$4,671.74	
5/31/2018	356,535	GLTRX00046242							\$4,662.93
5/31/2018	356,536	GLTRX00046242						\$4,662.93	
6/30/2018	358,256	GLTRX00046469							\$5,699.65
6/30/2018	358,257	GLTRX00046469						\$5,699.65	
Account:		242-0045-000	Totals:	Account:	242-0044-000	Net Change	Ending Balance		
Trx Date	Jrnl No.	Orig. Audit Trail	Description:	FT. Mitchell PR Tax Withheld	Beginning Balance:	\$252.10	\$15.00	\$31,268.07	\$31,015.97
			Distribution Reference		Orig. Master Number	\$0.00			
1/31/2018	350,716	GLTRX00045517							\$18.19
1/31/2018	350,717	GLTRX00045517						\$18.19	
2/28/2018	352,145	GLTRX00045726						\$7.48	
2/28/2018	352,146	GLTRX00045726						\$7.48	
3/27/2018	353,960	GLTRX00045949						\$28.95	\$28.95
3/27/2018	353,961	GLTRX00045949						\$28.95	
4/30/2018	355,342	GLTRX00046110						\$24.45	
4/30/2018	355,343	GLTRX00046110						\$24.45	
5/31/2018	356,535	GLTRX00046242						\$19.77	\$19.77
5/31/2018	356,536	GLTRX00046242						\$19.77	
6/30/2018	358,256	GLTRX00046469						\$50.17	\$50.17
6/30/2018	358,257	GLTRX00046469						\$50.17	
Account:		242-0046-000	Totals:	Account:	242-0045-000	Net Change	Ending Balance		
Trx Date	Jrnl No.	Orig. Audit Trail	Description:	FT. Thomas PR Tax Withheld	Beginning Balance:	\$0.00	\$0.00	\$149.01	\$149.01
			Distribution Reference		Orig. Master Number	(\$366.33)			
1/31/2018	350,716	GLTRX00045517							\$2,392.70
1/31/2018	350,717	GLTRX00045517						\$366.33	
1/31/2018	351,450	GLTRX00045592							\$2,210.97
2/28/2018	352,145	GLTRX00045726						\$2,210.97	
2/28/2018	352,146	GLTRX00045726						\$2,210.97	
3/27/2018	353,960	GLTRX00045949						\$2,738.00	\$2,738.00
3/27/2018	353,961	GLTRX00045949						\$2,738.00	
4/30/2018	355,342	GLTRX00046110						\$2,212.20	\$2,212.20
4/30/2018	355,343	GLTRX00046110						\$2,212.20	
5/31/2018	356,535	GLTRX00046242						\$2,267.12	\$2,267.12
5/31/2018	356,536	GLTRX00046242						\$2,267.12	
6/30/2018	358,256	GLTRX00046469						\$2,821.08	\$2,821.08
6/30/2018	358,257	GLTRX00046469						\$2,821.08	
Account:		242-0047-000	Totals:	Account:	242-0046-000	Net Change	Ending Balance		
Trx Date	Jrnl No.	Orig. Audit Trail	Description:	FT. Wright PR Tax Withheld	Beginning Balance:	\$366.33	\$0.00	\$15,008.40	\$14,642.07
			Distribution Reference		Orig. Master Number	\$0.00			
1/31/2018	350,716	GLTRX00045517							\$40.85
1/31/2018	350,717	GLTRX00045517						\$40.85	
2/28/2018	352,145	GLTRX00045726						\$26.79	\$26.79
2/28/2018	352,146	GLTRX00045726						\$26.79	
3/27/2018	353,960	GLTRX00045949						\$23.74	\$23.74
3/27/2018	353,961	GLTRX00045949						\$23.74	
4/30/2018	355,342	GLTRX00046110						\$49.21	\$49.21
4/30/2018	355,343	GLTRX00046110						\$49.21	



2/28/2018	352,146	GLTRX00045726						\$212.98	
3/27/2018	353,960	GLTRX00045949							\$290.76
3/27/2018	353,961	GLTRX00045949						\$290.76	
4/30/2018	355,342	GLTRX00046110							\$333.30
4/30/2018	355,343	GLTRX00046110						\$333.30	
5/31/2018	356,535	GLTRX00046242							\$254.33
5/31/2018	356,536	GLTRX00046242						\$254.33	
6/30/2018	358,256	GLTRX00046469							\$526.16
6/30/2018	358,257	GLTRX00046469						\$526.16	

Account: 242-0052-000			Totals:	Account:	242-0051-000	Net Change	Ending Balance		
Trx Date			Description:	Villa Hills PR Tax Withheld	Beginning Balance:	\$0.00	\$0.00	\$1,827.80	\$1,827.80
Trx Date			Distribution Reference		Orig. Master Number	Orig. Master Name		Debit	Credit
1/31/2018	350,716	GLTRX00045517							\$62.10
1/31/2018	350,717	GLTRX00045517						\$62.10	
2/28/2018	352,145	GLTRX00045726							\$29.96
2/28/2018	352,146	GLTRX00045726						\$29.96	
3/27/2018	353,960	GLTRX00045949							\$54.34
System:	DETAILED TRIAL B 9/24/2018		12:01:21 PM	Page:	216	User Date:	9/24/2018	User ID:	skampsen

N Ky Water District									
3/27/2018	353,961	GLTRX00045949						\$54.34	
4/30/2018	355,342	GLTRX00046110							\$47.80
4/30/2018	355,343	GLTRX00046110						\$47.80	
5/31/2018	356,535	GLTRX00046242							\$79.01
5/31/2018	356,536	GLTRX00046242						\$79.01	
6/30/2018	358,256	GLTRX00046469							\$32.46
6/30/2018	358,257	GLTRX00046469						\$32.46	

Account: 242-0053-000			Totals:	Account:	242-0052-000	Net Change	Ending Balance		
Trx Date			Description:	Bellevue PR Tax Withheld	Beginning Balance:	\$0.00	\$0.00	\$305.67	\$305.67
Trx Date			Distribution Reference		Orig. Master Number	Orig. Master Name		Debit	Credit
1/31/2018	350,716	GLTRX00045517							\$108.87
1/31/2018	350,717	GLTRX00045517						\$108.87	
2/28/2018	352,145	GLTRX00045726							\$169.26
2/28/2018	352,146	GLTRX00045726						\$169.26	
3/27/2018	353,960	GLTRX00045949							\$139.70
3/27/2018	353,961	GLTRX00045949						\$139.70	
4/30/2018	355,342	GLTRX00046110							\$91.63
4/30/2018	355,343	GLTRX00046110						\$91.63	
5/31/2018	356,535	GLTRX00046242							\$105.01
5/31/2018	356,536	GLTRX00046242						\$105.01	
6/30/2018	358,256	GLTRX00046469							\$139.62
6/30/2018	358,257	GLTRX00046469						\$139.62	

Account: 242-0054-000			Totals:	Account:	242-0053-000	Net Change	Ending Balance		
Trx Date			Description:	Cold Spring PR Tax Withheld	Beginning Balance:	\$0.00	\$0.00	\$754.09	\$754.09
Trx Date			Distribution Reference		Orig. Master Number	Orig. Master Name		Debit	Credit
1/31/2018	350,716	GLTRX00045517							\$46.72
1/31/2018	350,717	GLTRX00045517						\$46.72	
2/28/2018	352,145	GLTRX00045726							\$30.87
2/28/2018	352,146	GLTRX00045726						\$30.87	
3/27/2018	353,960	GLTRX00045949							\$63.09
3/27/2018	353,961	GLTRX00045949						\$63.09	
4/30/2018	355,342	GLTRX00046110							\$28.08
4/30/2018	355,343	GLTRX00046110						\$28.08	
5/31/2018	356,535	GLTRX00046242							\$32.13
5/31/2018	356,536	GLTRX00046242						\$32.13	
6/30/2018	358,256	GLTRX00046469							\$71.26
6/30/2018	358,257	GLTRX00046469						\$71.26	



4/30/2018	355,343	GLTRX00046110					\$20.73	
5/31/2018	356,535	GLTRX00046242						\$20.39
5/31/2018	356,536	GLTRX00046242					\$20.39	
6/30/2018	358,256	GLTRX00046469						\$67.97
6/30/2018	358,257	GLTRX00046469					\$67.97	

Account: 242-0059-000			Totals:	Account:	242-0058-000	Net Change	Ending Balance	
Trx Date	Jrnl No.	Orig. Audit Trail	Description:	Ohio Local School District Tax (3118)	Beginning Balance:	\$0.00	\$0.00	\$272.44
			Distribution Reference		Orig. Master Number	\$0.00		\$272.44
					Orig. Master Name		Debit	Credit
1/31/2018	350,716	GLTRX00045517						\$42.97
1/31/2018	350,717	GLTRX00045517					\$42.97	
2/28/2018	352,145	GLTRX00045726						\$43.36
2/28/2018	352,146	GLTRX00045726					\$43.36	
3/27/2018	353,960	GLTRX00045949						\$54.20
3/27/2018	353,961	GLTRX00045949					\$54.20	
4/30/2018	355,342	GLTRX00046110						\$43.36
4/30/2018	355,343	GLTRX00046110					\$43.36	
5/31/2018	356,535	GLTRX00046242						\$43.36
5/31/2018	356,536	GLTRX00046242					\$43.36	
6/30/2018	358,256	GLTRX00046469						\$54.20
6/30/2018	358,257	GLTRX00046469					\$54.20	

Account: 242-0060-000			Totals:	Account:	242-0059-000	Net Change	Ending Balance	
Trx Date	Jrnl No.	Orig. Audit Trail	Description:	Health Insurance Withheld	Beginning Balance:	\$0.00	\$0.00	\$281.45
			Distribution Reference		Orig. Master Number	\$0.00		\$281.45
					Orig. Master Name		Debit	Credit
1/31/2018	350,714	GLTRX00045515					\$23,893.15	
1/31/2018	350,716	GLTRX00045517						\$23,893.15
2/21/2018	352,147	GLTRX00045727					\$24,086.00	
2/28/2018	352,145	GLTRX00045726						\$24,086.00
3/27/2018	353,959	GLTRX00045948					\$31,187.84	
3/27/2018	353,960	GLTRX00045949						\$31,187.84
4/26/2018	355,336	GLTRX00046104					\$25,716.01	
System:	DETAILED TRIAL B 9/24/2018		12:01:21 PM	Page:	218	User Date:	9/24/2018	User ID:
								skampsen

N Ky Water District								
4/30/2018	355,342	GLTRX00046110						\$25,716.01
5/31/2018	356,535	GLTRX00046242						\$25,719.60
5/31/2018	356,537	GLTRX00046243					\$25,719.60	
6/30/2018	358,255	GLTRX00046468					\$32,230.89	
6/30/2018	358,256	GLTRX00046469						\$32,230.89

Account: 242-0061-000			Totals:	Account:	242-0060-000	Net Change	Ending Balance	
Trx Date	Jrnl No.	Orig. Audit Trail	Description:	Sur Charges Collected - Sub District C	Beginning Balance:	\$0.00	\$0.00	\$162,833.49
			Distribution Reference		Orig. Master Number	(\$249,253.48)		\$162,833.49
					Orig. Master Name		Debit	Credit
1/31/2018	351,150	GLTRX00045561						\$13,813.98
2/1/2018	353,098	GLTRX00045877					\$61,237.00	
2/28/2018	352,649	GLTRX00045793						\$13,434.44
3/30/2018	354,278	GLTRX00045987						\$13,382.16
4/30/2018	355,714	GLTRX00046172						\$13,461.83
5/1/2018	358,387	GLTRX00046474					\$90,675.00	
5/31/2018	356,990	GLTRX00046310						\$13,556.83
6/30/2018	358,838	GLTRX00046549						\$13,611.43

Account: 242-0062-000			Totals:	Account:	242-0061-000	Net Change	Ending Balance	
Trx Date	Jrnl No.	Orig. Audit Trail	Description:	City of Ludlow Taxes	Beginning Balance:	\$70,651.33	(\$178,602.15)	\$151,912.00
			Distribution Reference		Orig. Master Number	\$0.00		\$81,260.67
					Orig. Master Name		Debit	Credit
1/31/2018	350,716	GLTRX00045517						\$14.73
1/31/2018	350,717	GLTRX00045517					\$14.73	
2/28/2018	352,145	GLTRX00045726						\$5.77
2/28/2018	352,146	GLTRX00045726					\$5.77	



3/27/2018	353,960	GLTRX00045949							\$428.86
3/27/2018	353,961	GLTRX00045949						\$428.86	
4/1/2018	354,531	PMTRX00011429	Purchases	163459083	EyeMed			\$1,357.56	
4/1/2018	354,533	PMTRX00011429	Purchases	NKWSDBL633284 4/18	Lincoln National Life Insurance Co.			\$31.14	
4/1/2018	360,991	GLTRX00046841							\$31.14
4/30/2018	355,342	GLTRX00046110							\$1,166.84
4/30/2018	355,342	GLTRX00046110							\$36.94
4/30/2018	355,343	GLTRX00046110						\$36.94	
4/30/2018	355,452	GLTRX00046113						\$7.35	
4/30/2018	361,009	GLTRX00046841							\$7.35
5/1/2018	355,777	PMTRX00011460	Purchases	163489098	EyeMed			\$1,240.10	
5/15/2018	357,159	CMTRX00008407	Bank Transaction Entry	IAJ000039390					\$121.60
5/31/2018	356,535	GLTRX00046242							\$1,153.87
5/31/2018	356,819	GLTRX00046285						\$31.14	
5/31/2018	356,823	GLTRX00046287						\$7.35	
5/31/2018	361,011	GLTRX00046841							\$31.14
5/31/2018	361,012	GLTRX00046841							\$7.35
6/1/2018	357,387	PMTRX00011499	Purchases	163520321	EyeMed			\$1,247.46	
6/11/2018	357,580	CMTRX00008414	Bank Transaction Entry	RCT000039443					\$13.60
6/30/2018	358,198	GLTRX00046435						\$31.14	
6/30/2018	358,199	GLTRX00046436						\$7.35	
6/30/2018	358,256	GLTRX00046469							\$1,440.87
6/30/2018	361,013	GLTRX00046841							\$31.14
6/30/2018	361,016	GLTRX00046841							\$7.35

Account:	242-0066-000	Totals:	Account:	242-0065-000	Net Change	Ending Balance			
		Description:	City of Southgate Taxes payable	Beginning Balance:	(\$80.30)	(\$228.91)	\$8,802.51	\$8,882.81	

Trx Date	Jrnl No.	Orig. Audit Trail	Description Reference	Orig. Master Number	Orig. Master Name	Debit	Credit
1/31/2018	350,716	GLTRX00045517					\$19.53
1/31/2018	350,717	GLTRX00045517					\$35.62
2/28/2018	352,145	GLTRX00045726					\$35.62
2/28/2018	352,146	GLTRX00045726					\$91.06
3/27/2018	353,960	GLTRX00045949					\$143.34
3/27/2018	353,961	GLTRX00045949					\$143.34
4/30/2018	355,342	GLTRX00046110					\$78.78
4/30/2018	355,343	GLTRX00046110					\$84.92
5/31/2018	356,535	GLTRX00046242					\$84.92
5/31/2018	356,536	GLTRX00046242					\$84.92
6/30/2018	358,256	GLTRX00046469					\$84.92
6/30/2018	358,257	GLTRX00046469					\$84.92

Account:	242-0066-000	Totals:	Account:	242-0066-000	Net Change	Ending Balance			
		Description:	Sub Districe E Surcharges	Beginning Balance:	\$0.00	\$0.00	\$453.25	\$453.25	

Trx Date	Jrnl No.	Orig. Audit Trail	Description Reference	Orig. Master Number	Orig. Master Name	Debit	Credit	
1/31/2018	351,150	GLTRX00045561					\$5,860.00	
2/1/2018	353,098	GLTRX00045877					\$59,352.72	
2/28/2018	352,649	GLTRX00045793					\$5,851.00	
3/30/2018	354,278	GLTRX00045987					\$5,772.00	
System:	DETAILED TRIAL B 9/24/2018	12:01:21 PM	Page:	220	User Date:	9/24/2018	User ID:	skampsen
N Ky Water District								
4/30/2018	355,714	GLTRX00046172					\$5,737.00	
5/31/2018	356,990	GLTRX00046310					\$5,807.00	
6/30/2018	358,838	GLTRX00046549					\$5,745.00	
6/30/2018	359,031	GLTRX00046581					\$7,043.97	

Account:	242-0068-000	Totals:	Account:	242-0067-000	Net Change	Ending Balance			
		Description:	Sub District RF Surcharges	Beginning Balance:	\$17,536.75	\$0.00	\$59,352.72	\$41,815.97	

Trx Date	Jrnl No.	Orig. Audit Trail	Description Reference	Orig. Master Number	Orig. Master Name	Debit	Credit
1/31/2018	351,150	GLTRX00045561					\$713.10

2/1/2018	353,098	GLTRX00045877						\$7,186.66	
2/28/2018	352,649	GLTRX00045793							\$713.10
3/30/2018	354,278	GLTRX00045987							\$713.10
4/30/2018	355,714	GLTRX00046172							\$713.10
5/31/2018	356,990	GLTRX00046310							\$713.10
6/30/2018	358,838	GLTRX00046549							\$713.10

Account: 242-0069-000			Totals:	Account: 242-0068-000	Net Change	Ending Balance			
Trx Date			Description:	Voluntary Life Ins Deduction	\$2,908.06	(\$1,329.74)	\$7,186.66	\$4,278.60	
1/1/2018	Jrnl No.	Orig. Audit Trail	Distribution Reference	Beginning Balance:	(\$35.81)				
1/31/2018	350,220	PMTRX00011332	Purchases	Orig. Master Number	Orig. Master Name	Debit	Credit		
2/1/2018	350,716	GLTRX00045517		NKWSDBL1570164 01/18	Lincoln National Life Insurance Co.	\$802.51		\$738.60	
2/28/2018	351,251	PMTRX00011360	Purchases	NKWSDBL1570164 02/18	Lincoln National Life Insurance Co.	\$775.81		\$746.72	
3/1/2018	352,742	PMTRX00011394	Purchases	NKWSDBL1570164 03/18	Lincoln National Life Insurance Co.	\$848.86		\$987.56	
3/27/2018	353,960	GLTRX00045949							
4/1/2018	354,532	PMTRX00011429	Purchases	NKWSDBL1570164 4/18	Lincoln National Life Insurance Co.	\$846.58		\$791.04	
4/30/2018	355,342	GLTRX00046110							
5/1/2018	356,058	PMTRX00011467	Purchases	NKWSDBL1570164 5/18	Lincoln National Life Insurance Co.	\$841.78		\$790.12	
5/18/2018	356,647	PMTRX00011481	Purchases	NKWSDBL1570164 06/18	Lincoln National Life Insurance Co.	\$879.38		\$979.45	
5/31/2018	356,535	GLTRX00046242							
6/30/2018	358,256	GLTRX00046469							

Account: 242-0072-000			Totals:	Account: 242-0069-000	Net Change	Ending Balance			
Trx Date			Description:	Sub-District F	(\$38.57)	(\$74.38)	\$4,994.92	\$5,033.49	
1/31/2018	Jrnl No.	Orig. Audit Trail	Distribution Reference	Beginning Balance:	(\$13,029.52)				
2/1/2018	351,150	GLTRX00045561		Orig. Master Number	Orig. Master Name	Debit	Credit		
2/28/2018	353,098	GLTRX00045877				\$12,344.00		\$1,496.60	
3/30/2018	352,649	GLTRX00045793						\$1,402.17	
4/30/2018	354,278	GLTRX00045987						\$1,383.09	
5/31/2018	355,714	GLTRX00046172						\$1,395.67	
6/30/2018	356,990	GLTRX00046310						\$1,407.05	
	358,838	GLTRX00046549						\$1,419.63	

Account: 242-0073-000			Totals:	Account: 242-0072-000	Net Change	Ending Balance			
Trx Date			Description:	Sub-District G	\$3,839.79	(\$9,189.73)	\$12,344.00	\$8,504.21	
1/31/2018	Jrnl No.	Orig. Audit Trail	Distribution Reference	Beginning Balance:	(\$33,442.96)				
2/1/2018	351,150	GLTRX00045561		Orig. Master Number	Orig. Master Name	Debit	Credit		
2/28/2018	353,098	GLTRX00045877				\$30,989.00		\$3,658.20	
3/30/2018	352,649	GLTRX00045793						\$3,455.57	
4/30/2018	354,278	GLTRX00045987						\$3,462.24	
5/31/2018	355,714	GLTRX00046172						\$3,497.87	
6/30/2018	356,990	GLTRX00046310						\$3,553.55	
	358,838	GLTRX00046549						\$3,546.87	

Account: 242-0074-000			Totals:	Account: 242-0073-000	Net Change	Ending Balance			
Trx Date			Description:	Silver Grove PR Tax Withheld	\$9,814.70	(\$23,628.26)	\$30,989.00	\$21,174.30	
1/31/2018	Jrnl No.	Orig. Audit Trail	Distribution Reference	Beginning Balance:	\$0.00				
1/31/2018	350,716	GLTRX00045517		Orig. Master Number	Orig. Master Name	Debit	Credit		
2/28/2018	350,717	GLTRX00045517				\$1.55		\$1.55	
2/28/2018	352,145	GLTRX00045726						\$2.37	
3/27/2018	352,146	GLTRX00045726				\$2.37			
System:	353,960	GLTRX00045949						\$2.28	
			12:01:21 PM	Page:	221	User Date:	9/24/2018	User ID:	skampsen
3/27/2018	DETAILED TRIAL B 9/24/2018								
3/27/2018	353,961	GLTRX00045949				\$2.28			
4/30/2018	355,342	GLTRX00046110						\$1.68	
4/30/2018	355,343	GLTRX00046110				\$1.68			
6/30/2018	358,256	GLTRX00046469						\$15.65	



6/30/2018	358,257	GLTRX00046469								\$15.65
			Totals:	Account:	242-0074-000	Net Change	Ending Balance			
Account:	242-0075-000		Description:	Wilder PR Tax Withheld	Beginning Balance:	\$0.00	\$0.00	\$23.53	\$23.53	
Trx Date	Jrnl No.	Orig. Audit Trail	Distribution Reference		Orig. Master Number	Orig. Master Name		Debit	Credit	
1/31/2018	350,716	GLTRX00045517							\$16.69	
1/31/2018	350,717	GLTRX00045517						\$16.69		
2/28/2018	352,145	GLTRX00045726							\$2.98	
2/28/2018	352,146	GLTRX00045726						\$2.98		
3/27/2018	353,960	GLTRX00045949							\$32.95	
3/27/2018	353,961	GLTRX00045949								\$32.95
4/30/2018	355,342	GLTRX00046110								\$5.22
4/30/2018	355,343	GLTRX00046110						\$5.22		
5/31/2018	356,535	GLTRX00046242								\$41.95
5/31/2018	356,536	GLTRX00046242						\$41.95		
6/30/2018	358,256	GLTRX00046469								\$35.66
6/30/2018	358,257	GLTRX00046469								\$35.66

			Totals:	Account:	242-0075-000	Net Change	Ending Balance			
Account:	242-0076-000		Description:	Roth IRA	Beginning Balance:	\$0.00	\$0.00	\$135.45	\$135.45	
Trx Date	Jrnl No.	Orig. Audit Trail	Distribution Reference		Orig. Master Number	Orig. Master Name		Debit	Credit	
1/4/2018	349,725	PMTRX00011318	Purchases		010518DEFCOMP	Kentucky State Treasurer		\$288.26		
1/12/2018	350,006	PMTRX00011325	Purchases		011218DEFCOMP	Kentucky State Treasurer		\$288.26		
1/17/2018	350,376	PMTRX00011337	Purchases		011918DEFCOMP	Kentucky State Treasurer		\$288.26		
1/23/2018	350,708	PMTRX00011346	Purchases		012618DEFCOMP	Kentucky State Treasurer		\$288.26		
1/31/2018	350,716	GLTRX00045517								\$1,153.04
2/2/2018	350,849	PMTRX00011349	Purchases		020218DEFCOMP	Kentucky State Treasurer		\$288.26		
2/7/2018	351,505	PMTRX00011363	Purchases		020918DEFCOMP	Kentucky State Treasurer		\$288.26		
2/12/2018	351,775	PMTRX00011372	Purchases		021618DEFCOMP	Kentucky State Treasurer		\$288.26		
2/19/2018	352,020	PMTRX00011379	Purchases		0223DEFCOMP	Kentucky State Treasurer		\$288.26		
2/28/2018	352,145	GLTRX00045726								\$1,153.04
3/2/2018	352,511	PMTRX00011389	Purchases		030218DEFCOMP	Kentucky State Treasurer		\$288.26		
3/6/2018	352,972	PMTRX00011397	Purchases		030918DEFCOMP	Kentucky State Treasurer		\$288.26		
3/12/2018	353,280	PMTRX00011404	Purchases		031618DEFCOMP	Kentucky State Treasurer		\$288.26		
3/21/2018	353,556	PMTRX00011411	Purchases		032318DEFCOMP	Kentucky State Treasurer		\$288.26		
3/27/2018	353,960	GLTRX00045949								\$1,441.30
3/30/2018	353,949	PMTRX00011418	Purchases		033018DEFCOMP	Kentucky State Treasurer		\$288.26		
4/6/2018	354,275	PMTRX00011423	Purchases		040618DEFCOMP	Kentucky State Treasurer		\$288.26		
4/13/2018	354,628	PMTRX00011431	Purchases		041318DEFCOMP	Kentucky State Treasurer		\$288.26		
4/16/2018	354,983	PMTRX00011440	Purchases		042018DEFCOMP	Kentucky State Treasurer		\$288.26		
4/23/2018	355,268	PMTRX00011450	Purchases		042718DEFCOMP	Kentucky State Treasurer		\$288.26		
4/30/2018	355,342	GLTRX00046110								\$1,153.04
5/4/2018	355,600	PMTRX00011457	Purchases		050418DEFCOMP	Kentucky State Treasurer		\$298.26		
5/11/2018	355,970	PMTRX00011463	Purchases		051118DEFCOMP	Kentucky State Treasurer		\$298.26		
5/14/2018	356,254	PMTRX00011469	Purchases		051818DEFCOMP	Kentucky State Treasurer		\$298.26		
5/21/2018	356,451	PMTRX00011476	Purchases		052518DEFCOMP	Kentucky State Treasurer		\$298.26		
5/31/2018	356,535	GLTRX00046242								\$1,193.04
6/1/2018	356,763	PMTRX00011483	Purchases		060118DEFCOMP	Kentucky State Treasurer		\$298.26		
6/4/2018	357,030	PMTRX00011489	Purchases		060818DEFCOMP	Kentucky State Treasurer		\$298.26		
6/12/2018	357,398	PMTRX00011500	Purchases		061518DEFCOMP	Kentucky State Treasurer		\$288.26		
6/18/2018	357,769	PMTRX00011509	Purchases		062218DEFCOMP	Kentucky State Treasurer		\$288.26		
6/25/2018	358,187	PMTRX00011517	Purchases		062918DEFCOMP	Kentucky State Treasurer		\$288.26		
6/30/2018	358,256	GLTRX00046469								\$1,461.30

			Totals:	Account:	242-0076-000	Net Change	Ending Balance			
Account:	242-0077-000		Description:	Sub-District K	Beginning Balance:	\$0.00	\$0.00	\$7,554.76	\$7,554.76	
Trx Date	Jrnl No.	Orig. Audit Trail	Distribution Reference		Orig. Master Number	Orig. Master Name		Debit	Credit	
1/31/2018	351,150	GLTRX00045561								\$740.01
2/1/2018	353,098	GLTRX00045877						\$7,014.99		

2/28/2018	352,649	GLTRX00045793							\$703.00
3/30/2018	354,278	GLTRX00045987							\$700.89
4/30/2018	355,714	GLTRX00046172							\$705.11
5/31/2018	356,990	GLTRX00046310							\$717.05
System:	DETAILED TRIAL B 9/24/2018		12:01:21 PM	Page:	222	User Date:	9/24/2018	User ID:	skampsen

N Ky Water District									
6/30/2018	358,838	GLTRX00046549							\$718.94

			Totals:	Account:	242-0077-000	Net Change	Ending Balance		
			Description:	401-K Roth	242-0077-000	\$2,729.99	(\$3,060.47)	\$7,014.99	\$4,285.00

Account:	242-0078-000		Description:	401-K Roth	Beginning Balance:	\$0.00	Orig. Master Name	Debit	Credit
Trx Date	Jrnl No.	Orig. Audit Trail	Distribution Reference		Orig. Master Number				
1/4/2018	349,725	PMTRX00011318	Purchases		010518DEFCOMP		Kentucky State Treasurer	\$460.78	
1/12/2018	350,006	PMTRX00011325	Purchases		011218DEFCOMP		Kentucky State Treasurer	\$460.78	
1/17/2018	350,376	PMTRX00011337	Purchases		011918DEFCOMP		Kentucky State Treasurer	\$460.78	
1/23/2018	350,708	PMTRX00011346	Purchases		012618DEFCOMP		Kentucky State Treasurer	\$460.78	
1/31/2018	350,716	GLTRX00045517							\$1,843.12
2/2/2018	350,849	PMTRX00011349	Purchases		020218DEFCOMP		Kentucky State Treasurer	\$465.78	
2/7/2018	351,505	PMTRX00011363	Purchases		020918DEFCOMP		Kentucky State Treasurer	\$465.78	
2/12/2018	351,775	PMTRX00011372	Purchases		021618DEFCOMP		Kentucky State Treasurer	\$465.78	
2/19/2018	352,020	PMTRX00011379	Purchases		0223DEFCOMP		Kentucky State Treasurer	\$465.78	
2/28/2018	352,145	GLTRX00045726							\$1,863.12
3/2/2018	352,511	PMTRX00011389	Purchases		030218DEFCOMP		Kentucky State Treasurer	\$465.78	
3/6/2018	352,972	PMTRX00011397	Purchases		030918DEFCOMP		Kentucky State Treasurer	\$465.78	
3/12/2018	353,280	PMTRX00011404	Purchases		031618DEFCOMP		Kentucky State Treasurer	\$465.78	
3/21/2018	353,556	PMTRX00011411	Purchases		032318DEFCOMP		Kentucky State Treasurer	\$465.78	
3/27/2018	353,960	GLTRX00045949							\$2,328.90
3/30/2018	353,949	PMTRX00011418	Purchases		033018DEFCOMP		Kentucky State Treasurer	\$465.78	
4/6/2018	354,275	PMTRX00011423	Purchases		040618DEFCOMP		Kentucky State Treasurer	\$515.78	
4/13/2018	354,628	PMTRX00011431	Purchases		041318DEFCOMP		Kentucky State Treasurer	\$515.78	
4/16/2018	354,983	PMTRX00011440	Purchases		042018DEFCOMP		Kentucky State Treasurer	\$515.78	
4/23/2018	355,268	PMTRX00011450	Purchases		042718DEFCOMP		Kentucky State Treasurer	\$515.78	
4/30/2018	355,342	GLTRX00046110							\$2,063.12
5/4/2018	355,600	PMTRX00011457	Purchases		050418DEFCOMP		Kentucky State Treasurer	\$515.78	
5/11/2018	355,970	PMTRX00011463	Purchases		051118DEFCOMP		Kentucky State Treasurer	\$515.78	
5/14/2018	356,254	PMTRX00011469	Purchases		051818DEFCOMP		Kentucky State Treasurer	\$530.78	
5/21/2018	356,451	PMTRX00011476	Purchases		052518DEFCOMP		Kentucky State Treasurer	\$530.78	
5/31/2018	356,535	GLTRX00046242							\$2,093.12
6/1/2018	356,763	PMTRX00011483	Purchases		060118DEFCOMP		Kentucky State Treasurer	\$560.78	
6/4/2018	357,030	PMTRX00011489	Purchases		060818DEFCOMP		Kentucky State Treasurer	\$560.78	
6/12/2018	357,398	PMTRX00011500	Purchases		061518DEFCOMP		Kentucky State Treasurer	\$560.78	
6/18/2018	357,769	PMTRX00011509	Purchases		062218DEFCOMP		Kentucky State Treasurer	\$560.78	
6/25/2018	358,187	PMTRX00011517	Purchases		062918DEFCOMP		Kentucky State Treasurer	\$560.78	
6/30/2018	358,256	GLTRX00046469							\$2,803.90

			Totals:	Account:	242-0078-000	Net Change	Ending Balance		
			Description:	Sub District H	242-0078-000	\$0.00	\$0.00	\$12,995.28	\$12,995.28

Account:	242-0079-000		Description:	Sub District H	Beginning Balance:	\$0.00	Orig. Master Name	Debit	Credit
Trx Date	Jrnl No.	Orig. Audit Trail	Distribution Reference		Orig. Master Number				
1/31/2018	351,150	GLTRX00045561							\$2,751.00
2/1/2018	353,098	GLTRX00045877						\$56,185.00	
2/28/2018	352,649	GLTRX00045793							\$2,724.00
3/30/2018	354,278	GLTRX00045987							\$2,814.00
4/30/2018	355,714	GLTRX00046172							\$2,774.00
5/31/2018	356,990	GLTRX00046310							\$2,884.00
6/30/2018	358,838	GLTRX00046549							\$2,872.00
6/30/2018	359,031	GLTRX00046581							\$39,366.00

			Totals:	Account:	242-0079-000	Net Change	Ending Balance		
			Description:	Sub-District I	242-0079-000	\$0.00	\$0.00	\$56,185.00	\$56,185.00

Account:	242-0080-000		Description:	Sub-District I	Beginning Balance:	\$0.00	Orig. Master Name	Debit	Credit
Trx Date	Jrnl No.	Orig. Audit Trail	Distribution Reference		Orig. Master Number				

1/31/2018	351,150	GLTRX00045561							\$690.00
2/1/2018	353,098	GLTRX00045877						\$7,788.56	
2/28/2018	352,649	GLTRX00045793							\$690.00
3/30/2018	354,278	GLTRX00045987							\$690.00
4/30/2018	355,714	GLTRX00046172							\$725.00
5/31/2018	356,990	GLTRX00046310							\$720.00
6/30/2018	358,838	GLTRX00046549							\$720.00
6/30/2018	359,031	GLTRX00046581							\$3,553.56

System:	DETAILED TRIAL B 9/24/2018	Totals:	Account:	242-0080-000	Net Change	Ending Balance			
N Ky Water District		12:01:21 PM	Page:	223	\$0.00	\$0.00	\$7,788.56	\$7,788.56	
Account:	242-0081-000	Description:	Sub District M	Beginning Balance:	(\$41,062.00)				

Trx Date	Jrnl No.	Orig. Audit Trail	Description:	Sub District M	Beginning Balance:	Orig. Master Number	Orig. Master Name	Debit	Credit
1/31/2018	351,150	GLTRX00045561	Distribution Reference						\$1,617.00
2/28/2018	352,649	GLTRX00045793							\$1,667.00
3/30/2018	354,278	GLTRX00045987							\$1,652.00
4/30/2018	355,714	GLTRX00046172							\$1,648.00
5/31/2018	356,990	GLTRX00046310							\$1,662.00
6/30/2018	358,838	GLTRX00046549							\$1,674.00

Account:	242-0082-000	Totals:	Account:	242-0081-000	Net Change	Ending Balance			
Trx Date	Jrnl No.	Description:	Bromley PR Tax Withheld	Beginning Balance:	(\$9,920.00)	(\$50,982.00)	\$0.00	\$9,920.00	

Trx Date	Jrnl No.	Orig. Audit Trail	Description:	Bromley PR Tax Withheld	Beginning Balance:	Orig. Master Number	Orig. Master Name	Debit	Credit
1/31/2018	350,716	GLTRX00045517	Distribution Reference						\$0.16
1/31/2018	350,717	GLTRX00045517						\$0.16	
2/28/2018	352,145	GLTRX00045726							\$5.02
2/28/2018	352,146	GLTRX00045726						\$5.02	
3/27/2018	353,960	GLTRX00045949							\$3.84
3/27/2018	353,961	GLTRX00045949						\$3.84	
5/31/2018	356,535	GLTRX00046242							\$13.10
5/31/2018	356,536	GLTRX00046242						\$13.10	
6/30/2018	358,256	GLTRX00046469							\$15.59
6/30/2018	358,257	GLTRX00046469						\$15.59	

Account:	242-0083-000	Totals:	Account:	242-0082-000	Net Change	Ending Balance			
Trx Date	Jrnl No.	Description:	Elsmere PR Tax Withheld	Beginning Balance:	\$0.00	\$0.00	\$37.71	\$37.71	

Trx Date	Jrnl No.	Orig. Audit Trail	Description:	Elsmere PR Tax Withheld	Beginning Balance:	Orig. Master Number	Orig. Master Name	Debit	Credit
1/31/2018	350,716	GLTRX00045517	Distribution Reference						\$20.98
1/31/2018	350,717	GLTRX00045517						\$20.98	
2/28/2018	352,145	GLTRX00045726							\$14.22
2/28/2018	352,146	GLTRX00045726						\$14.22	
3/27/2018	353,960	GLTRX00045949							\$11.98
3/27/2018	353,961	GLTRX00045949						\$11.98	
4/30/2018	355,342	GLTRX00046110							\$21.62
4/30/2018	355,343	GLTRX00046110						\$21.62	
5/31/2018	356,535	GLTRX00046242							\$35.83
5/31/2018	356,536	GLTRX00046242						\$35.83	
6/30/2018	358,256	GLTRX00046469							\$33.81
6/30/2018	358,257	GLTRX00046469						\$33.81	

Account:	242-0084-000	Totals:	Account:	242-0083-000	Net Change	Ending Balance			
Trx Date	Jrnl No.	Description:	Ryland Heights PR Tax Withheld	Beginning Balance:	\$0.00	\$0.00	\$138.44	\$138.44	

Trx Date	Jrnl No.	Orig. Audit Trail	Description:	Ryland Heights PR Tax Withheld	Beginning Balance:	Orig. Master Number	Orig. Master Name	Debit	Credit
1/31/2018	350,716	GLTRX00045517	Distribution Reference						\$0.48
1/31/2018	350,717	GLTRX00045517						\$0.48	
6/30/2018	358,256	GLTRX00046469							\$0.84
6/30/2018	358,257	GLTRX00046469						\$0.84	

					Net Change	Ending Balance			
					\$0.00	\$0.00	\$0.84		

Account:	242-0085-000		Totals:	Account:	242-0084-000	\$0.00	\$0.00	\$1.32	\$1.32
Trx Date	Jrnl No.	Orig. Audit Trail	Description:	Current Portion of Sick and Vacation	Beginning Balance:	(\$156,527.00)			
1/1/2018	353,296	GLREV00045898	Distribution Reference		Orig. Master Number	Orig. Master Name		Debit	Credit
								\$156,527.00	
						Net Change	Ending Balance		
						\$156,527.00	\$0.00	\$156,527.00	\$0.00
Account:	253-0004-000		Totals:	Account:	242-0085-000				
Trx Date	Jrnl No.	Orig. Audit Trail	Description:	Prepaid Rent - Sprint antenna rental	Beginning Balance:	(\$600.00)			
1/31/2018	351,168	GLTRX00045559	Distribution Reference		Orig. Master Number	Orig. Master Name		Debit	Credit
2/28/2018	352,529	GLTRX00045792						\$100.00	
3/30/2018	354,270	GLTRX00045982						\$100.00	
4/30/2018	355,597	GLTRX00046114						\$1,000.00	
4/30/2018	355,648	GLTRX00046144							\$1,000.00
System:	DETAILED TRIAL B 9/24/2018		12:01:21 PM	Page:	224	User Date:	9/24/2018	User ID:	skampsen
N Ky Water District									
4/30/2018	355,648	GLTRX00046144						\$100.00	
5/31/2018	356,822	GLTRX00046286						\$100.00	
6/29/2018	358,248	GLTRX00046461						\$100.00	
						Net Change	Ending Balance		
						\$600.00	\$0.00	\$1,600.00	\$1,000.00
Account:	253-0004-001		Totals:	Account:	253-0004-000				
Trx Date	Jrnl No.	Orig. Audit Trail	Description:	Unearned Rent - Antenna Rental	Beginning Balance:	(\$10,669.35)			
1/1/2018	349,822	GLREV00045402	Distribution Reference		Orig. Master Number	Orig. Master Name		Debit	Credit
1/31/2018	351,503	GLTRX00045622						\$4,704.75	
2/28/2018	352,985	GLTRX00045854						\$2,777.55	\$241.32
2/28/2018	352,986	GLTRX00045854						\$2,898.21	
2/28/2018	352,988	GLTRX00045856							\$2,298.36
3/1/2018	352,988	GLREV00045856						\$2,298.36	
3/31/2018	354,430	GLTRX00046020							\$30,873.60
3/31/2018	354,431	GLTRX00046020						\$2,898.21	
3/31/2018	354,432	GLTRX00046021							\$2,298.36
4/1/2018	354,432	GLREV00046021						\$2,298.36	
4/30/2018	355,997	GLTRX00046201						\$2,898.21	
4/30/2018	355,998	GLTRX00046201							\$2,457.00
4/30/2018	355,999	GLTRX00046201							\$361.98
4/30/2018	356,001	GLTRX00046203							\$2,298.36
5/1/2018	356,001	GLREV00046203						\$2,298.36	
5/31/2018	357,530	GLTRX00046384						\$2,898.21	
5/31/2018	358,834	GLTRX00046545							\$2,298.36
6/1/2018	358,834	GLREV00046545						\$2,298.36	
6/30/2018	358,527	GLTRX00046484						\$2,898.21	
6/30/2018	358,835	GLTRX00046546							\$2,298.36
						Net Change	Ending Balance		
						(\$14,258.91)	(\$24,928.26)	\$31,166.79	\$45,425.70
Account:	253-0007-000		Totals:	Account:	253-0004-001				
Trx Date	Jrnl No.	Orig. Audit Trail	Description:	Loss on Defeasance 1997,1998,2001A,2	Beginning Balance:	\$1,072,071.75			
1/31/2018	351,125	GLTRX00045554	Distribution Reference		Orig. Master Number	Orig. Master Name		Debit	Credit
2/26/2018	352,507	GLTRX00045761						\$8,508.51	
3/29/2018	354,148	GLTRX00045967						\$8,508.51	
4/30/2018	355,341	GLTRX00046109						\$8,508.51	
5/31/2018	356,808	GLTRX00046262						\$8,508.51	
6/30/2018	358,196	GLTRX00046433						\$8,508.51	
						Net Change	Ending Balance		
						(\$51,051.06)	\$1,021,020.69	\$0.00	\$51,051.06
Account:	253-0008-000		Totals:	Account:	253-0007-000				
Trx Date	Jrnl No.	Orig. Audit Trail	Description:	Loss on Defeasance 2002B,2003A,2003	Beginning Balance:	\$430,141.02			
1/31/2018	351,125	GLTRX00045554	Distribution Reference		Orig. Master Number	Orig. Master Name		Debit	Credit
2/26/2018	352,507	GLTRX00045761						\$3,334.43	
3/29/2018	354,148	GLTRX00045967						\$3,334.43	

4/30/2018	355,341	GLTRX00046109							\$3,334.43
5/31/2018	356,808	GLTRX00046262							\$3,334.43
6/30/2018	358,196	GLTRX00046433							\$3,334.43

Account:	253-0009-000		Totals:	Account:	253-0008-000	Net Change	Ending Balance		
Trx Date	Jrnl No.	Orig. Audit Trail	Description:	Loss on Defeasance 2003C, 2004A	Beginning Balance:	(\$20,006.58)	\$410,134.44	\$0.00	\$20,006.58
1/31/2018	351,125	GLTRX00045554	Distribution Reference		Orig. Master Number	\$840,151.32			
2/26/2018	352,507	GLTRX00045761			Orig. Master Name			Debit	Credit
3/29/2018	354,148	GLTRX00045967							\$5,834.38
4/30/2018	355,341	GLTRX00046109							\$5,834.38
5/31/2018	356,808	GLTRX00046262							\$5,834.38
6/30/2018	358,196	GLTRX00046433							\$5,834.38

Account:	253-0010-000		Totals:	Account:	253-0009-000	Net Change	Ending Balance		
Trx Date	Jrnl No.	Orig. Audit Trail	Description:	Net Unfunded Pension Liability (CERS)	Beginning Balance:	(\$35,006.28)	\$805,145.04	\$0.00	\$35,006.28
			Distribution Reference		Orig. Master Number	(\$18,765,118.00)			
					Orig. Master Name			Debit	Credit

System: DETAILED TRIAL B 9/24/2018 12:01:21 PM Page: 225 User Date: 9/24/2018 User ID: skampsen  
N Ky Water District

Account:	253-0011-000		Totals:	Account:	253-0010-000	Net Change	Ending Balance	*No transactions for this account*	
Trx Date	Jrnl No.	Orig. Audit Trail	Description:	Loss of Defeasance 2009	Beginning Balance:	\$0.00	(\$18,765,118.00)	\$0.00	\$0.00
1/31/2018	351,125	GLTRX00045554	Distribution Reference		Orig. Master Number	\$2,439,567.41			
2/26/2018	352,507	GLTRX00045761			Orig. Master Name			Debit	Credit
3/29/2018	354,148	GLTRX00045967							\$14,608.19
4/30/2018	355,341	GLTRX00046109							\$14,608.19
5/31/2018	356,808	GLTRX00046262							\$14,608.19
6/30/2018	358,196	GLTRX00046433							\$14,608.19

Account:	271-0001-000		Totals:	Account:	253-0011-000	Net Change	Ending Balance	\$0.00	\$87,649.14
Trx Date	Jrnl No.	Orig. Audit Trail	Description:	Contributions in Aid of Const.	Beginning Balance:	(\$87,649.14)	\$2,351,918.27	\$0.00	
			Distribution Reference		Orig. Master Number	(\$32,162,326.19)			
					Orig. Master Name			Debit	Credit

Account:	271-0002-000		Totals:	Account:	271-0001-000	Net Change	Ending Balance	*No transactions for this account*	
Trx Date	Jrnl No.	Orig. Audit Trail	Description:	Service Applications KC	Beginning Balance:	\$0.00	(\$32,162,326.19)	\$0.00	\$0.00
			Distribution Reference		Orig. Master Number	(\$1,716,171.57)			
					Orig. Master Name			Debit	Credit

Account:	271-0004-000		Totals:	Account:	271-0002-000	Net Change	Ending Balance	*No transactions for this account*	
Trx Date	Jrnl No.	Orig. Audit Trail	Description:	Deferred Assessments	Beginning Balance:	\$0.00	(\$1,716,171.57)	\$0.00	\$0.00
			Distribution Reference		Orig. Master Number	(\$67,992.86)			
					Orig. Master Name			Debit	Credit

Account:	271-0005-000		Totals:	Account:	271-0004-000	Net Change	Ending Balance	*No transactions for this account*	
Trx Date	Jrnl No.	Orig. Audit Trail	Description:	Assessments - 100 Ft. Rule	Beginning Balance:	\$0.00	(\$67,992.86)	\$0.00	\$0.00
			Distribution Reference		Orig. Master Number	(\$2,470.00)			
					Orig. Master Name			Debit	Credit

Account:	290-0002-000		Totals:	Account:	271-0005-000	Net Change	Ending Balance	*No transactions for this account*	
Trx Date	Jrnl No.	Orig. Audit Trail	Description:	Difference Between Expected and Actual Inv	Beginning Balance:	\$0.00	(\$2,470.00)	\$0.00	\$0.00
			Distribution Reference		Orig. Master Number	(\$476,339.00)			
					Orig. Master Name			Debit	Credit

Account:	290-0003-000		Totals:	Account:	290-0002-000	Net Change	Ending Balance	*No transactions for this account*	
Trx Date	Jrnl No.	Orig. Audit Trail	Description:	Net Difference Projected and Actual Inv	Beginning Balance:	\$0.00	(\$476,339.00)	\$0.00	\$0.00
			Distribution Reference		Orig. Master Number	(\$1,254,072.00)			
					Orig. Master Name			Debit	Credit

Account:	290-0005-000		Totals:	Account:	290-0003-000	Net Change	Ending Balance	*No transactions for this account*	
Trx Date	Jrnl No.	Orig. Audit Trail	Description:	Changes in Proportion and Differences	Beginning Balance:	\$0.00	(\$1,254,072.00)	\$0.00	\$0.00
			Distribution Reference		Orig. Master Number	Orig. Master Name		Debit	Credit
Account:	303-0001-000		Totals:	Account:	290-0005-000	Net Change	Ending Balance	*No transactions for this account*	
Trx Date	Jrnl No.	Orig. Audit Trail	Description:	Land & Land Rights - SUPPLY	Beginning Balance:	\$0.00	(\$562,061.00)	\$0.00	\$0.00
			Distribution Reference		Orig. Master Number	Orig. Master Name		Debit	Credit
System:	DETAILED TRIAL B 9/24/2018		12:01:21 PM	Page:	226	User Date:	9/24/2018	User ID:	skampsen
N Ky Water District									
Account:	303-0002-000		Totals:	Account:	303-0001-000	Net Change	Ending Balance	*No transactions for this account*	
Trx Date	Jrnl No.	Orig. Audit Trail	Description:	Land & Land Rights - TREATMENT	Beginning Balance:	\$0.00	\$29,200.00	\$0.00	\$0.00
			Distribution Reference		Orig. Master Number	Orig. Master Name		Debit	Credit
Account:	303-0003-000		Totals:	Account:	303-0002-000	Net Change	Ending Balance	*No transactions for this account*	
Trx Date	Jrnl No.	Orig. Audit Trail	Description:	Land & Land Rights - TRANS./DIST.	Beginning Balance:	\$0.00	\$368,719.46	\$0.00	\$0.00
			Distribution Reference		Orig. Master Number	Orig. Master Name		Debit	Credit
Account:	303-0004-000		Totals:	Account:	303-0003-000	Net Change	Ending Balance	*No transactions for this account*	
Trx Date	Jrnl No.	Orig. Audit Trail	Description:	Land & Land Rights - GENERAL	Beginning Balance:	\$0.00	\$293,659.16	\$0.00	\$0.00
			Distribution Reference		Orig. Master Number	Orig. Master Name		Debit	Credit
Account:	304-0001-000		Totals:	Account:	303-0004-000	Net Change	Ending Balance	*No transactions for this account*	
Trx Date	Jrnl No.	Orig. Audit Trail	Description:	Structure & Impr. - SUPPLY	Beginning Balance:	\$0.00	\$2,599,548.25	\$0.00	\$0.00
			Distribution Reference		Orig. Master Number	Orig. Master Name		Debit	Credit
Account:	304-0002-000		Totals:	Account:	304-0001-000	Net Change	Ending Balance	*No transactions for this account*	
Trx Date	Jrnl No.	Orig. Audit Trail	Description:	Structure & Impr. - TREATMENT	Beginning Balance:	\$0.00	\$17,390,466.37	\$0.00	\$0.00
2/1/2018	352,704	RECVG00002335	Purchases		Orig. Master Number	Orig. Master Name		Debit	Credit
2/1/2018	352,704	RECVG00002335	Freight		RCT0000010272	Graybar Electric Co. Inc		\$4,206.96	
2/1/2018	352,706	RECVG00002335	Purchases		RCT0000010272	Graybar Electric Co. Inc		\$25.00	
2/1/2018	352,706	RECVG00002335	Freight		RCT0000010274	Rosemount Inc.		\$11,855.34	
4/1/2018	354,764	RECVG00002345	Purchases		RCT0000010274	Rosemount Inc.		\$40.34	
4/1/2018	354,766	RECVG00002345	Purchases		RCT0000010343	CDW Government Inc.		\$1,483.29	
4/1/2018	354,766	RECVG00002345	Freight		RCT0000010345	Graybar Electric Co. Inc		\$2,997.00	
4/19/2018	355,729	RECVG00002350	Purchases		RCT0000010345	Graybar Electric Co. Inc		\$25.00	
6/15/2018	358,311	RECVG00002370	Purchases		RCT0000010368	Air Marketing Group LLC		\$3,045.00	
6/30/2018	359,339	GLTRX00046631			RCT0000010469	United Electric Co. Inc.		\$5,239.00	
									\$17,134.68
Account:	304-0003-000		Totals:	Account:	304-0002-000	Net Change	Ending Balance	\$28,916.93	\$17,134.68
Trx Date	Jrnl No.	Orig. Audit Trail	Description:	Structure & Impr. - TRANSM/DIST.	Beginning Balance:	\$11,782.25	\$78,053,367.85	Debit	Credit
			Distribution Reference		Orig. Master Number	Orig. Master Name			
Account:	304-0004-000		Totals:	Account:	304-0003-000	Net Change	Ending Balance	*No transactions for this account*	
Trx Date	Jrnl No.	Orig. Audit Trail	Description:	Structure & Impr. - GEN PLANT	Beginning Balance:	\$0.00	\$9,748,405.54	\$0.00	\$0.00
			Distribution Reference		Orig. Master Number	Orig. Master Name		Debit	Credit
			Totals:	Account:	304-0004-000	Net Change	Ending Balance	*No transactions for this account*	
						\$0.00	\$12,393,979.21	\$0.00	\$0.00

Account:	304-0005-000		Description:	Structure & Improvements - Newport G	Beginning Balance:	\$43,828.01			
Trx Date	Jrnl No.	Orig. Audit Trail	Distribution Reference		Orig. Master Number	Orig. Master Name		Debit	Credit
			Totals:	Account:	304-0005-000	Net Change	Ending Balance	*No transactions for this account*	
System:	DETAILED TRIAL B 9/24/2018		12:01:21 PM	Page:	227	\$0.00	\$43,828.01	\$0.00	\$0.00
N Ky Water District						User Date:	9/24/2018	User ID:	skampsen
Account:	304-0006-000		Description:	Structures & Improvements - Newport	Beginning Balance:	\$5,516,737.37			
Trx Date	Jrnl No.	Orig. Audit Trail	Distribution Reference		Orig. Master Number	Orig. Master Name		Debit	Credit
			Totals:	Account:	304-0006-000	Net Change	Ending Balance	*No transactions for this account*	
			Description:	Lake, River & Other INTAKES	Beginning Balance:	\$0.00	\$5,516,737.37	\$0.00	\$0.00
Account:	306-0001-000		Distribution Reference		Orig. Master Number	Orig. Master Name		Debit	Credit
Trx Date	Jrnl No.	Orig. Audit Trail							
			Totals:	Account:	306-0001-000	Net Change	Ending Balance	*No transactions for this account*	
			Description:	Supply Mains	Beginning Balance:	\$0.00	\$1,463,170.71	\$0.00	\$0.00
Account:	309-0001-000		Distribution Reference		Orig. Master Number	Orig. Master Name		Debit	Credit
Trx Date	Jrnl No.	Orig. Audit Trail							
			Totals:	Account:	309-0001-000	Net Change	Ending Balance	*No transactions for this account*	
			Description:	Power Generation Plant- SOS-	Beginning Balance:	\$0.00	\$2,865,692.85	\$0.00	\$0.00
Account:	310-0001-000		Distribution Reference		Orig. Master Number	Orig. Master Name		Debit	Credit
Trx Date	Jrnl No.	Orig. Audit Trail							
			Totals:	Account:	310-0001-000	Net Change	Ending Balance	*No transactions for this account*	
			Description:	Power Generation Plant - Distribution	Beginning Balance:	\$0.00	\$1,847,853.60	\$0.00	\$0.00
Account:	310-0003-000		Distribution Reference		Orig. Master Number	Orig. Master Name		Debit	Credit
Trx Date	Jrnl No.	Orig. Audit Trail							
			Totals:	Account:	310-0003-000	Net Change	Ending Balance	*No transactions for this account*	
			Description:	Pumping Equipment - Supply	Beginning Balance:	\$0.00	\$1,643,668.82	\$0.00	\$0.00
Account:	311-0001-000		Distribution Reference		Orig. Master Number	Orig. Master Name		Debit	Credit
Trx Date	Jrnl No.	Orig. Audit Trail							
			Totals:	Account:	311-0001-000	Net Change	Ending Balance	*No transactions for this account*	
			Description:	Pumping Equipment - TREATMENT	Beginning Balance:	\$0.00	\$4,171,095.89	\$0.00	\$0.00
Account:	311-0002-000		Distribution Reference		Orig. Master Number	Orig. Master Name		Debit	Credit
Trx Date	Jrnl No.	Orig. Audit Trail							
4/1/2018	354,765	RECVG00002345	Purchases		RCT0000010344	B C Engineering Co.		\$4,888.00	
6/1/2018	357,585	RECVG00002363	Purchases		RCT0000010441	Heartland Industrial Solutions LLC		\$14,660.00	
6/1/2018	357,585	RECVG00002363	Freight		RCT0000010441	Heartland Industrial Solutions LLC		\$40.00	
			Totals:	Account:	311-0002-000	Net Change	Ending Balance	\$19,588.00	\$0.00
			Description:	Pumping Equipment - TRANS/DIST	Beginning Balance:	\$19,588.00	\$1,268,290.90	\$19,588.00	\$0.00
Account:	311-0003-000		Distribution Reference		Orig. Master Number	Orig. Master Name		Debit	Credit
Trx Date	Jrnl No.	Orig. Audit Trail							
			Totals:	Account:	311-0003-000	Net Change	Ending Balance	*No transactions for this account*	
			Description:	WATER TREATMENT Equipment	Beginning Balance:	\$0.00	\$6,394,214.66	\$0.00	\$0.00
Account:	320-0001-000		Distribution Reference		Orig. Master Number	Orig. Master Name		Debit	Credit
Trx Date	Jrnl No.	Orig. Audit Trail							
1/2/2018	350,508	RECVG00002318	Purchases		RCT0000010178	Endress & Hauser, Inc.		\$1,013.55	
1/2/2018	350,508	RECVG00002318	Freight		RCT0000010178	Endress & Hauser, Inc.		\$12.35	
1/3/2018	350,507	RECVG00002318	Purchases		RCT0000010176	Endress & Hauser, Inc.		\$5,623.65	
1/3/2018	350,507	RECVG00002318	Freight		RCT0000010176	Endress & Hauser, Inc.		\$56.37	
1/4/2018	350,509	RECVG00002318	Purchases		RCT0000010180	Endress & Hauser, Inc.		\$5,202.52	
1/4/2018	350,509	RECVG00002318	Freight		RCT0000010180	Endress & Hauser, Inc.		\$28.03	
3/1/2018	353,109	PMTRX00011401	Purchases		5899634	Fisher Scientific		\$2,069.18	
4/1/2018	354,762	PMTRX00011436	Purchases		9253393	Fisher Scientific		\$3,944.60	

Trx Date	Jrnl No.	Orig. Audit Trail	Description	Distribution Reference	Account:	320-0001-000	Beginning Balance:	Orig. Master Number	Orig. Master Name	Net Change	Ending Balance	Debit	Credit
6/1/2018	357,910	RECVG00002366	Purchases								\$1,508.40		
System: DETAILED TRIAL B 9/24/2018 12:01:21 PM Page: 228 RCT0000010454 CBT Company 9/24/2018 User Date: 9/24/2018 User ID: skampsen													
6/30/2018	359,339	GLTRX00046631									\$17,134.68		
Totals: Account: 320-0001-000 Net Change Ending Balance \$36,593.33 \$29,722,347.47 \$36,593.33 \$0.00													
Account:	320-0002-000		Description:		Water Treatment Equipment - Newport		Beginning Balance:			\$353,170.18			
Trx Date	Jrnl No.	Orig. Audit Trail	Description	Distribution Reference			Orig. Master Number		Orig. Master Name			Debit	Credit
4/2/2018	355,334	RECVG00002348	Purchases				RCT0000010360		Chesley Associates, Inc.			\$7,250.00	
4/2/2018	355,334	RECVG00002348	Freight				RCT0000010360		Chesley Associates, Inc.			\$130.13	
5/1/2018	356,562	RECVG00002355	Purchases				RCT0000010396		Southeastern Automation, Inc			\$6,500.00	
5/1/2018	356,562	RECVG00002355	Freight				RCT0000010396		Southeastern Automation, Inc			\$37.58	
5/3/2018	357,194	RECVG00002360	Purchases				RCT0000010423		Hach Company			\$7,980.00	
5/3/2018	357,194	RECVG00002360	Freight				RCT0000010423		Hach Company			\$109.70	
6/1/2018	358,310	RECVG00002370	Purchases				RCT0000010468		The Henry P Thompson Co			\$9,500.00	
Totals: Account: 320-0002-000 Net Change Ending Balance \$31,507.41 \$384,677.59 \$31,507.41 \$0.00													
Account:	330-0001-000		Description:		Distribution Reservoirs & Standpipes		Beginning Balance:			\$9,507,870.58			
Trx Date	Jrnl No.	Orig. Audit Trail	Description	Distribution Reference			Orig. Master Number		Orig. Master Name			Debit	Credit
Totals: Account: 330-0001-000 Net Change Ending Balance *No transactions for this account* \$0.00 \$9,507,870.58 \$0.00 \$0.00													
Account:	330-0003-000		Description:		Standpipe - Taylor Mill		Beginning Balance:			\$60,000.00			
Trx Date	Jrnl No.	Orig. Audit Trail	Description	Distribution Reference			Orig. Master Number		Orig. Master Name			Debit	Credit
Totals: Account: 330-0003-000 Net Change Ending Balance *No transactions for this account* \$0.00 \$60,000.00 \$0.00 \$0.00													
Account:	331-0001-000		Description:		Transmission & Distribution. Mains		Beginning Balance:			\$198,611,065.06			
Trx Date	Jrnl No.	Orig. Audit Trail	Description	Distribution Reference			Orig. Master Number		Orig. Master Name			Debit	Credit
6/30/2018	358,878	GLTRX00046562										\$195,677.50	
6/30/2018	358,900	GLTRX00046564											\$286,960.05
6/30/2018	359,205	GLTRX00046621										\$2,125,564.03	
Totals: Account: 331-0001-000 Net Change Ending Balance \$2,034,281.48 \$200,645,346.54 \$2,321,241.53 \$286,960.05													
Account:	331-0002-000		Description:		Main Lines - Newport		Beginning Balance:			\$6,201,497.08			
Trx Date	Jrnl No.	Orig. Audit Trail	Description	Distribution Reference			Orig. Master Number		Orig. Master Name			Debit	Credit
Totals: Account: 331-0002-000 Net Change Ending Balance *No transactions for this account* \$0.00 \$6,201,497.08 \$0.00 \$0.00													
Account:	331-0003-000		Description:		Mains - Taylor Mill		Beginning Balance:			\$2,356,140.78			
Trx Date	Jrnl No.	Orig. Audit Trail	Description	Distribution Reference			Orig. Master Number		Orig. Master Name			Debit	Credit
Totals: Account: 331-0003-000 Net Change Ending Balance *No transactions for this account* \$0.00 \$2,356,140.78 \$0.00 \$0.00													
Account:	333-0001-000		Description:		Services		Beginning Balance:			\$30,645,371.92			
Trx Date	Jrnl No.	Orig. Audit Trail	Description	Distribution Reference			Orig. Master Number		Orig. Master Name			Debit	Credit
1/1/2018	350,098	GLREV00045444										\$5.61	
1/24/2018	351,531	PMTRX00011364	Purchases				2267204		Ideal Supplies Inc			\$180.00	
1/31/2018	350,716	GLTRX00045517										\$375.89	
1/31/2018	351,498	GLTRX00045619										\$407.69	
1/31/2018	351,516	GLTRX00045634										\$2,651.74	
1/31/2018	351,516	GLTRX00045634											\$338.01
2/1/2018	351,498	GLREV00045619											\$407.69
2/12/2018	352,400	PMTRX00011387	Purchases				2267704		Ideal Supplies Inc			\$90.00	
2/28/2018	352,145	GLTRX00045726										\$671.67	
2/28/2018	352,971	GLTRX00045846										\$27,822.78	
2/28/2018	352,991	GLTRX00045859										\$92.54	
3/1/2018	352,991	GLREV00045859											\$92.54
3/8/2018	353,297	PMTRX00011406	Purchases				662642		A & S Electric Supply, Inc.			\$116.45	



3/10/2018	353,736	PMTRX00011417	Purchases		Jan-18	Becknell-Coghill Inc		\$11,202.50	
System:	DETAILED TRIAL B 9/24/2018		12:01:21 PM	Page:	229	User Date:	9/24/2018	User ID:	skampsen
N Ky Water District									
3/15/2018	353,762	PMTRX00011417	Purchases		2268471	Ideal Supplies Inc		\$137.50	
3/27/2018	353,960	GLTRX00045949						\$343.53	
3/30/2018	354,322	GLTRX00046014						\$6,766.20	
3/30/2018	354,322	GLTRX00046014							\$141.95
3/31/2018	354,286	GLTRX00045993						\$126.80	
4/1/2018	354,286	GLREV00045993							\$126.80
4/1/2018	354,993	PMTRX00011441	Purchases		Feb-18	Becknell-Coghill Inc		\$9,735.00	
4/1/2018	355,046	PMTRX00011442	Purchases		2268664	Ideal Supplies Inc		\$137.50	
4/11/2018	355,411	PMTRX00011453	Purchases		2269120	Ideal Supplies Inc		\$192.50	
4/23/2018	355,737	PMTRX00011460	Purchases		Mar-18	Becknell-Coghill Inc		\$24,100.00	
4/30/2018	355,342	GLTRX00046110						\$1,027.80	
4/30/2018	355,972	GLTRX00046190						\$18,253.94	
4/30/2018	355,973	GLTRX00046191						\$418.05	
5/1/2018	355,973	GLREV00046191							\$418.05
5/31/2018	356,535	GLTRX00046242						\$1,177.15	
5/31/2018	357,113	GLTRX00046328						\$691.61	
5/31/2018	357,200	PMTRX00011492	Purchases		666522	A & S Electric Supply, Inc.		\$54.00	
5/31/2018	357,518	GLTRX00046377						\$30,279.75	
6/1/2018	357,113	GLREV00046328							\$691.61
6/1/2018	358,443	PMTRX00011526	Purchases		MAY 2018.	Becknell-Coghill Inc		\$49,820.00	
6/10/2018	357,931	PMTRX00011513	Purchases		Apr-18	Becknell-Coghill Inc		\$41,464.99	
6/13/2018	358,484	PMTRX00011526	Purchases		2271023	Ideal Supplies Inc		\$283.75	
6/21/2018	358,485	PMTRX00011526	Purchases		2271236	Ideal Supplies Inc		\$120.00	
6/30/2018	358,256	GLTRX00046469						\$1,703.85	
6/30/2018	358,649	GLTRX00046529						\$50,000.00	
6/30/2018	358,836	GLTRX00046547						\$279.20	
6/30/2018	358,841	GLTRX00046553						\$27,633.95	
6/30/2018	358,901	GLTRX00046564							\$105,814.80
6/30/2018	359,205	GLTRX00046621						\$325,028.38	
			Totals:	Account:	333-0001-000	Net Change	Ending Balance		
Account:	333-0003-000		Description:	Services - Taylor Mill		\$525,349.65	\$31,170,721.57	\$633,386.71	\$108,037.06
Trx Date	Jrnl No.	Orig. Audit Trail	Distribution Reference		Beginning Balance:	\$390,000.00		Debit	Credit
			Totals:	Account:	333-0003-000	Net Change	Ending Balance		*No transactions for this account*
Account:	334-0001-000		Description:	Meters		\$0.00	\$390,000.00	\$0.00	\$0.00
Trx Date	Jrnl No.	Orig. Audit Trail	Distribution Reference		Beginning Balance:	\$19,344,860.85		Debit	Credit
1/31/2018	351,516	GLTRX00045634			Orig. Master Number	Orig. Master Name		\$32,944.98	
2/28/2018	352,971	GLTRX00045846						\$7,137.20	
3/30/2018	354,322	GLTRX00046014						\$70,104.81	
4/30/2018	355,972	GLTRX00046190						\$45,120.50	
5/31/2018	357,518	GLTRX00046377						\$100,751.21	
6/30/2018	358,841	GLTRX00046553						\$26,477.16	
6/30/2018	358,841	GLTRX00046553							\$107.38
6/30/2018	358,902	GLTRX00046564							\$113,355.86
			Totals:	Account:	334-0001-000	Net Change	Ending Balance		
Account:	334-0002-000		Description:	Meters - Newport		\$169,072.62	\$19,513,933.47	\$282,535.86	\$113,463.24
Trx Date	Jrnl No.	Orig. Audit Trail	Distribution Reference		Beginning Balance:	\$10,987.00		Debit	Credit
			Totals:	Account:	334-0002-000	Net Change	Ending Balance		*No transactions for this account*
Account:	335-0001-000		Description:	Hydrants		\$0.00	\$10,987.00	\$0.00	\$0.00
Trx Date	Jrnl No.	Orig. Audit Trail	Distribution Reference		Beginning Balance:	\$9,958,729.22		Debit	Credit
6/30/2018	358,903	GLTRX00046564			Orig. Master Number	Orig. Master Name			\$17,039.13

6/30/2018	359,205	GLTRX00046621							\$125,461.37
Account:	335-0003-000		Totals:	Account:	335-0001-000	Net Change	Ending Balance		
Trx Date	Jrnl No.	Orig. Audit Trail	Description:	Hydrants - Taylor Mill	Beginning Balance:	\$108,422.24	\$10,067,151.46	\$125,461.37	\$17,039.13
			Distribution Reference		Orig. Master Number	\$150,000.00			
System:	DETAILED TRIAL B 9/24/2018			Page:	230	Orig. Master Name			
N Ky Water District							9/24/2018	User ID:	skampsen
						Net Change	Ending Balance	*No transactions for this account*	
Account:	339-0001-000		Totals:	Account:	335-0003-000	\$0.00	\$150,000.00	\$0.00	\$0.00
Trx Date	Jrnl No.	Orig. Audit Trail	Description:	OTHER Plant & Misc. Equipment	Beginning Balance:	\$3,398,926.81			
			Distribution Reference		Orig. Master Number	Orig. Master Name		Debit	Credit
						Net Change	Ending Balance	*No transactions for this account*	
Account:	339-0002-000		Totals:	Account:	339-0001-000	\$0.00	\$3,398,926.81	\$0.00	\$0.00
Trx Date	Jrnl No.	Orig. Audit Trail	Description:	Misc Equipment - Newport	Beginning Balance:	\$20,201.20			
			Distribution Reference		Orig. Master Number	Orig. Master Name		Debit	Credit
						Net Change	Ending Balance	*No transactions for this account*	
Account:	340-0001-000		Totals:	Account:	339-0002-000	\$0.00	\$20,201.20	\$0.00	\$0.00
Trx Date	Jrnl No.	Orig. Audit Trail	Description:	Office Furniture & Equipment	Beginning Balance:	\$3,900,617.38			
1/3/2018	351,177	RECVG00002323	Purchases		Orig. Master Number	Orig. Master Name		Debit	Credit
1/5/2018	350,506	RECVG00002318	Purchases		RCT0000010204	CDW Government Inc.		\$1,733.98	
1/22/2018	351,174	RECVG00002323	Purchases		RCT0000010173	CDW Government Inc.		\$80.79	
1/22/2018	351,175	RECVG00002323	Purchases		RCT0000010201	CDW Government Inc.		\$3,682.53	
2/1/2018	351,557	RECVG00002326	Purchases		RCT0000010202	CDW Government Inc.		\$3,713.70	
2/1/2018	352,314	RECVG00002331	Purchases		RCT0000010209	E.S.R.I. Inc.		\$9,000.00	
2/22/2018	352,703	RECVG00002335	Purchases		RCT0000010248	CDW Government Inc.		\$4,999.98	
2/27/2018	352,705	RECVG00002335	Purchases		RCT0000010271	Waltz Business Solutions		\$9,977.14	
3/1/2018	353,444	RECVG00002339	Purchases		RCT0000010273	National Business Furniture		\$2,350.00	
3/1/2018	353,444	RECVG00002339	Freight		RCT0000010297	CDW Government Inc.		\$1,649.11	
4/1/2018	354,763	RECVG00002345	Purchases		RCT0000010297	CDW Government Inc.		\$43.24	
4/1/2018	355,080	RECVG00002346	Purchases		RCT0000010342	CDW Government Inc.		\$770.90	
5/1/2018	356,367	RECVG00002353	Purchases		RCT0000010346	National Business Furniture		\$2,350.00	
5/15/2018	356,869	RECVG00002357	Purchases		RCT0000010386	ITSADVY LLC		\$3,849.36	
6/1/2018	357,586	RECVG00002363	Purchases		RCT0000010416	Fastech Alarms &		\$2,075.30	
6/1/2018	358,309	PMTRX00011519	Purchases		RCT0000010442	Advanced Utility Systems		\$15,000.00	
					MWX7275	CDW Government Inc.		\$772.11	
Account:	340-0002-000		Totals:	Account:	340-0001-000	Net Change	Ending Balance	\$62,048.14	\$0.00
Trx Date	Jrnl No.	Orig. Audit Trail	Description:	Office Equipment - Newport	Beginning Balance:	\$16,700.29	\$3,962,665.52	\$62,048.14	\$0.00
			Distribution Reference		Orig. Master Number	Orig. Master Name		Debit	Credit
						Net Change	Ending Balance	*No transactions for this account*	
Account:	341-0001-000		Totals:	Account:	340-0002-000	\$0.00	\$16,700.29	\$0.00	\$0.00
Trx Date	Jrnl No.	Orig. Audit Trail	Description:	TRANSPORTATION Equipment	Beginning Balance:	\$3,847,411.98			
			Distribution Reference		Orig. Master Number	Orig. Master Name		Debit	Credit
						Net Change	Ending Balance	*No transactions for this account*	
Account:	341-0002-000		Totals:	Account:	341-0001-000	\$0.00	\$3,847,411.98	\$0.00	\$0.00
Trx Date	Jrnl No.	Orig. Audit Trail	Description:	Vehicles - Newport	Beginning Balance:	\$25,976.15			
			Distribution Reference		Orig. Master Number	Orig. Master Name		Debit	Credit
						Net Change	Ending Balance	*No transactions for this account*	
Account:	342-0001-000		Totals:	Account:	341-0002-000	\$0.00	\$25,976.15	\$0.00	\$0.00
Trx Date	Jrnl No.	Orig. Audit Trail	Description:	STORES Equipment	Beginning Balance:	\$198,852.08			
			Distribution Reference		Orig. Master Number	Orig. Master Name		Debit	Credit
						Net Change	Ending Balance	*No transactions for this account*	



1/31/2018	351,482	GLTRX00045609						\$1,305.88	
1/31/2018	351,487	GLTRX00045612						\$0.04	
1/31/2018	351,488	GLTRX00045613						\$3,846.03	
1/31/2018	351,490	GLTRX00045614						\$0.86	
1/31/2018	351,491	GLTRX00045615						\$14,547.12	
System:	DETAILED TRIAL B 9/24/2018		12:01:21 PM	Page:	232	User Date:	9/24/2018	User ID:	skampsen
N Ky Water District									
1/31/2018	351,492	GLTRX00045616						\$5,375.80	
1/31/2018	351,496	GLTRX00045618					\$1,998.50		
1/31/2018	351,496	GLTRX00045618						\$3,184.56	
2/28/2018	352,793	GLTRX00045805						\$203.49	
2/28/2018	352,794	GLTRX00045805						\$8,587.32	
2/28/2018	352,795	GLTRX00045805					\$4,850.00		
2/28/2018	352,798	GLTRX00045805						\$27,032.47	
2/28/2018	352,914	CMADJ00001346	Cash Account Offset		INT000038702			\$5,010.65	
2/28/2018	352,915	CMADJ00001347	Cash Account Offset		INT000038703			\$6,625.78	
2/28/2018	352,916	CMADJ00001348	Cash Account Offset		INT000038705			\$59.55	
2/28/2018	352,917	CMADJ00001349	Cash Account Offset		INT000038706			\$119.77	
2/28/2018	352,927	CMADJ00001350	Cash Account Offset		INT000038716			\$1.92	
2/28/2018	352,929	GLTRX00045826						\$1.84	
2/28/2018	352,931	GLTRX00045827						\$0.13	
2/28/2018	352,932	GLTRX00045828						\$3,988.26	
2/28/2018	352,933	GLTRX00045829						\$0.03	
2/28/2018	352,934	GLTRX00045830						\$0.35	
2/28/2018	352,935	GLTRX00045831						\$0.76	
2/28/2018	352,936	GLTRX00045832					\$5.63		
2/28/2018	352,958	CMTRX00008319	Bank Transaction Entry		IAJ000038739			\$26,098.82	
2/28/2018	352,964	GLTRX00045839						\$22.55	
2/28/2018	352,974	GLTRX00045847						\$0.04	
2/28/2018	352,975	GLTRX00045848						\$0.84	
2/28/2018	352,977	GLTRX00045848						\$360.22	
2/28/2018	352,978	GLTRX00045849						\$4,140.89	
2/28/2018	352,981	GLTRX00045850						\$14,826.49	
2/28/2018	352,982	GLTRX00045851						\$0.70	
2/28/2018	352,983	GLTRX00045852					\$3,988.26		
2/28/2018	352,983	GLTRX00045852						\$5.63	
2/28/2018	352,983	GLTRX00045852					\$0.70		
2/28/2018	352,984	GLTRX00045853						\$3,987.56	
2/28/2018	352,996	CMADJ00001352	Cash Account Offset		INT000038704			\$19.42	
2/28/2018	357,401	GLTRX00046361					\$8,992.42		
2/28/2018	357,404	GLTRX00046362						\$6,071.99	
2/28/2018	357,511	GLTRX00046363						\$5,840.86	
3/30/2018	354,301	CMADJ00001358	Cash Account Offset		INT000038926			\$2.05	
3/30/2018	354,302	GLTRX00046000						\$1.34	
3/30/2018	354,304	GLTRX00046001					\$7.18		
3/30/2018	354,306	GLTRX00046002						\$4,730.76	
3/30/2018	354,307	GLTRX00046003						\$0.04	
3/30/2018	354,308	GLTRX00046004					\$6.98		
3/30/2018	354,310	GLTRX00046005					\$6.32		
3/30/2018	354,312	GLTRX00046007						\$0.05	
3/30/2018	354,313	GLTRX00046008					\$6.23		
3/30/2018	354,315	GLTRX00046009					\$6.42		
3/30/2018	354,317	GLTRX00046011						\$15,909.12	
3/30/2018	354,369	CMTRX00008349	Bank Transaction Entry		IAJ000038933			\$30,897.47	
3/30/2018	354,428	GLTRX00046018						\$20.97	
3/31/2018	354,282	GLTRX00045991						\$0.22	
3/31/2018	354,283	GLTRX00045991						\$7,531.64	
3/31/2018	354,284	GLTRX00045991						\$25,907.48	
3/31/2018	354,287	CMADJ00001353	Cash Account Offset		INT000038912			\$10,212.26	

3/31/2018	354,288	CMADJ00001354	Cash Account Offset		INT000038913	Reconciliation Adjustment	\$5,597.76	
3/31/2018	354,289	CMADJ00001355	Cash Account Offset		INT000038914	Reconciliation Adjustment	\$128.33	
3/31/2018	354,290	CMADJ00001356	Cash Account Offset		INT000038915	Reconciliation Adjustment	\$63.80	
3/31/2018	354,291	CMADJ00001357	Cash Account Offset		INT000038916	Reconciliation Adjustment	\$6.63	
3/31/2018	357,513	GLTRX00046375					\$2,920.43	
4/30/2018	355,656	CMADJ00001360	Cash Account Offset		INT000039123	Reconciliation Adjustment	\$5,872.39	
4/30/2018	355,657	CMADJ00001361	Cash Account Offset		INT000039125	Reconciliation Adjustment	\$13,220.04	
4/30/2018	355,658	CMADJ00001362	Cash Account Offset		INT000039127	Reconciliation Adjustment	\$65.94	
4/30/2018	355,659	CMADJ00001363	Cash Account Offset		INT000039128	Reconciliation Adjustment	\$132.62	
4/30/2018	355,671	CMADJ00001364	Cash Account Offset		INT000039142	Reconciliation Adjustment	\$2.12	
4/30/2018	355,674	CMADJ00001365	Cash Account Offset		INT000039126	Reconciliation Adjustment	\$2.17	
4/30/2018	355,676	GLTRX00046160					\$1.43	
4/30/2018	355,677	GLTRX00046161					\$0.16	
4/30/2018	355,678	GLTRX00046161					\$7.50	
4/30/2018	355,679	GLTRX00046162					\$5,049.28	
4/30/2018	355,680	GLTRX00046163					\$0.04	
4/30/2018	355,681	GLTRX00046164					\$7.94	
4/30/2018	355,682	GLTRX00046165					\$8.45	
4/30/2018	355,683	GLTRX00046166					\$0.05	
4/30/2018	355,684	GLTRX00046167					\$8.55	
4/30/2018	355,685	GLTRX00046168					\$8.48	
4/30/2018	355,686	GLTRX00046169					\$18,223.54	
System:	DETAILED TRIAL B 9/24/2018	12:01:21 PM	Page:	233	User Date:	9/24/2018	User ID:	skampsen
N Ky Water District								
4/30/2018	355,689	CMTRX00008378	Bank Transaction Entry		IAJ000039147		\$34,179.78	
4/30/2018	355,717	GLTRX00046173					\$17.37	
4/30/2018	355,987	GLTRX00046196					\$13,167.24	
4/30/2018	355,989	GLTRX00046196					\$0.28	
4/30/2018	355,991	GLTRX00046198					\$27,502.47	
4/30/2018	357,514	GLTRX00046376				\$3,258.87		
4/30/2018	357,515	GLTRX00046376					\$2,732.02	
4/30/2018	357,517	GLTRX00046376					\$2,613.45	
5/9/2018	357,138	CMTRX00008407	Bank Transaction Entry		IAJ000039369		\$1,180.26	
5/31/2018	357,114	CMADJ00001367	Cash Account Offset		INT000039346	Reconciliation Adjustment	\$5,878.20	
5/31/2018	357,115	CMADJ00001368	Cash Account Offset		INT000039347	Reconciliation Adjustment	\$12.24	
5/31/2018	357,116	CMADJ00001369	Cash Account Offset		INT000039348	Reconciliation Adjustment	\$65.94	
5/31/2018	357,117	CMADJ00001370	Cash Account Offset		INT000039349	Reconciliation Adjustment	\$132.61	
5/31/2018	357,131	CMADJ00001371	Cash Account Offset		INT000039363	Reconciliation Adjustment	\$2.12	
5/31/2018	357,134	CMADJ00001372	Cash Account Offset		INT000039345	Reconciliation Adjustment	\$15,532.93	
5/31/2018	357,142	CMTRX00008407	Bank Transaction Entry		IAJ000039373		\$36,024.53	
5/31/2018	357,162	GLTRX00046337					\$1.27	
5/31/2018	357,164	GLTRX00046338					\$0.14	
5/31/2018	357,166	GLTRX00046339					\$0.03	
5/31/2018	357,168	GLTRX00046340					\$0.39	
5/31/2018	357,170	GLTRX00046341					\$0.88	
5/31/2018	357,172	GLTRX00046342					\$0.04	
5/31/2018	357,174	GLTRX00046343					\$0.94	
5/31/2018	357,176	GLTRX00046344					\$0.87	
5/31/2018	357,178	GLTRX00046345					\$18,285.33	
5/31/2018	357,179	GLTRX00046346					\$25.74	
5/31/2018	357,523	GLTRX00046382					\$31,468.86	
5/31/2018	357,524	GLTRX00046382					\$0.30	
5/31/2018	357,525	GLTRX00046382					\$11,434.07	
5/31/2018	357,527	GLTRX00046383					\$4,163.48	
5/31/2018	357,529	GLTRX00046383					\$442.91	
6/29/2018	358,643	CMADJ00001378	Cash Account Offset		INT000039566	Reconciliation Adjustment	\$1.99	
6/29/2018	358,858	CMTRX00008435	Bank Transaction Entry		IAJ000039582		\$38,624.04	
6/29/2018	358,875	GLTRX00046559					\$28.73	
6/30/2018	358,625	GLTRX00046517					\$11,844.53	

6/30/2018	358,626	GLTRX00046517						\$37,082.54		
6/30/2018	358,628	GLTRX00046519						\$0.31		
6/30/2018	358,629	CMADJ00001374	Cash Account Offset	INT000039550	Reconciliation Adjustment			\$17,266.13		
6/30/2018	358,630	CMADJ00001375	Cash Account Offset	INT000039551	Reconciliation Adjustment			\$6,060.25		
6/30/2018	358,631	CMADJ00001376	Cash Account Offset	INT000039554	Reconciliation Adjustment			\$61.69		
6/30/2018	358,632	CMADJ00001377	Cash Account Offset	INT000039555	Reconciliation Adjustment			\$118.80		
6/30/2018	358,645	CMADJ00001379	Cash Account Offset	INT000039552	Reconciliation Adjustment			\$51.15		
6/30/2018	358,693	GLTRX00046530						\$1.65		
6/30/2018	358,695	GLTRX00046531						\$0.57		
6/30/2018	358,697	GLTRX00046532						\$0.03		
6/30/2018	358,698	GLTRX00046533						\$0.73		
6/30/2018	358,701	GLTRX00046535						\$1.81		
6/30/2018	358,703	GLTRX00046536						\$0.04		
6/30/2018	358,704	GLTRX00046537						\$2.55		
6/30/2018	358,706	GLTRX00046538						\$2.21		
6/30/2018	358,707	GLTRX00046538						\$36.80		
6/30/2018	358,717	GLTRX00046539						\$18,214.45		
6/30/2018	358,773	GLTRX00046544						\$5,150.57		
6/30/2018	358,775	GLTRX00046544						\$963.20		
6/30/2018	358,899	GLTRX00046563						\$4,054.23		
							Net Change	Ending Balance		
							(\$698,630.45)	(\$698,630.45)	\$23,877.51	\$722,507.96

Account:	419-0002-000	Totals:	Account:	419-0001-000	Beginning Balance:	\$0.00		
Trx Date	Jrnl No.	Description:	Unrealized gain on investments	Begining Balance:	Orig. Master Number	Orig. Master Name	Debit	Credit

1/31/2018	351,476	Orig. Audit Trail					\$3,148.60	
1/31/2018	351,478	GLTRX00045605					\$1,249.50	
1/31/2018	351,481	GLTRX00045606					\$784.00	
1/31/2018	351,483	GLTRX00045608					\$2,131.50	
1/31/2018	351,483	GLTRX00045609					\$2,792.15	
1/31/2018	351,489	GLTRX00045613					\$12.50	
1/31/2018	351,493	GLTRX00045616					\$640.10	
2/28/2018	352,930	GLTRX00045826					\$1,680.85	
2/28/2018	352,976	GLTRX00045848					\$4,167.60	
2/28/2018	352,980	GLTRX00045849						\$501.70
3/30/2018	354,303	GLTRX00046000					\$244.80	
3/30/2018	354,305	GLTRX00046001					\$153.60	
3/30/2018	354,309	GLTRX00046004					\$417.60	
3/30/2018	354,311	GLTRX00046006						

System:	DETAILED TRIAL B 9/24/2018	12:01:21 PM	Page:	234	User Date:	9/24/2018	User ID:	skampsen
---------	----------------------------	-------------	-------	-----	------------	-----------	----------	----------

N Ky Water District								
3/30/2018	354,314	GLTRX00046008					\$734.90	
3/30/2018	354,316	GLTRX00046010					\$377.20	
6/30/2018	358,694	GLTRX00046530						\$588.20
6/30/2018	358,696	GLTRX00046531						\$137.70
6/30/2018	358,699	GLTRX00046533						\$84.60
6/30/2018	358,700	GLTRX00046534					\$84.60	
6/30/2018	358,700	GLTRX00046534						\$86.40
6/30/2018	358,702	GLTRX00046535						\$234.90
6/30/2018	358,705	GLTRX00046537					\$4.45	

							Net Change	Ending Balance		
							\$16,990.45	\$16,990.45	\$18,623.95	\$1,633.50
							\$0.00			

Account:	426-0001-072	Totals:	Account:	419-0002-000	Beginning Balance:	\$0.00		
Trx Date	Jrnl No.	Description:	Misc Non Utility Expenses Administratic	Begining Balance:	Orig. Master Number	Orig. Master Name	Debit	Credit
1/1/2018	360,979	Orig. Audit Trail					\$22.05	
1/5/2018	350,915	PMTRX00011352	Purchases	ACCT SERVICE 01/18	Brown, Kelli		\$30.00	
1/9/2018	360,980	GLTRX00046841						\$600.00
1/12/2018	360,981	GLTRX00046841						\$982.52
1/30/2018	360,982	GLTRX00046841						\$60.44
1/31/2018	360,983	GLTRX00046841					\$155.70	
2/8/2018	351,612	PMTRX00011369	Purchases	EVENT 02/19/18	Emerson's Bakery		\$145.20	



1/31/2018	351,181	GLTRX00045563					\$31.14			
1/31/2018	351,218	GLTRX00045564					\$1,775.73			
1/31/2018	351,470	GLTRX00045602					\$155.70			
1/31/2018	360,983	GLTRX00046841							\$155.70	
2/19/2018	352,224	CMTRX00008307	Bank Transaction Entry		RCT000038647				\$1,775.73	
2/27/2018	352,516	GLTRX00045781					\$1,775.73			
2/27/2018	352,517	GLTRX00045782					\$31.14			
2/27/2018	352,518	GLTRX00045783					\$7.85			
2/27/2018	360,984	GLTRX00046841							\$7.85	
2/27/2018	360,985	GLTRX00046841					\$7.35			
2/28/2018	352,145	GLTRX00045726							\$114.72	
2/28/2018	352,969	GLTRX00045844					\$69.00			
2/28/2018	360,986	GLTRX00046841							\$69.00	
3/1/2018	352,559	PMTRX00011390	Purchases		350859449	Humana Dental Ins. Co.	\$14.70			
3/1/2018	353,022	CMTRX00008324	Bank Transaction Entry		RCT000038751				\$956.70	
3/1/2018	353,022	CMTRX00008324	Bank Transaction Entry		RCT000038751				\$45.00	
3/1/2018	353,038	GLTRX00045863							\$45.00	
3/1/2018	353,039	GLTRX00045864					\$45.00			
3/1/2018	353,040	GLTRX00045865					\$45.00			
3/1/2018	360,987	GLTRX00046841					\$31.14			
3/1/2018	360,988	GLTRX00046841							\$14.70	
3/1/2018	360,989	GLTRX00046841					\$7.35			
3/1/2018	360,990	GLTRX00046841					\$956.70			
3/27/2018	353,960	GLTRX00045949							\$114.72	
3/28/2018	354,046	GLTRX00045950					\$1,775.73			
3/28/2018	354,143	CMTRX00008345	Bank Transaction Entry		RCT000038902				\$1,775.73	
4/1/2018	360,991	GLTRX00046841					\$31.14			
4/2/2018	354,781	CMTRX00008353	Bank Transaction Entry		RCT000038967				\$956.70	
4/2/2018	361,007	GLTRX00046841					\$956.70			
4/23/2018	355,609	CMTRX00008370	Bank Transaction Entry		RCT000039084				\$1,775.73	
4/30/2018	355,342	GLTRX00046110							\$114.72	
4/30/2018	355,451	GLTRX00046112					\$1,775.73			
4/30/2018	355,452	GLTRX00046113					\$14.70			
4/30/2018	355,646	CMTRX00008375	Bank Transaction Entry		RCT000039121				\$956.70	
4/30/2018	361,008	GLTRX00046841							\$14.70	
4/30/2018	361,009	GLTRX00046841					\$7.35			
4/30/2018	361,010	GLTRX00046841					\$956.70			
5/22/2018	356,918	CMTRX00008398	Bank Transaction Entry		RCT000039297				\$1,775.73	
5/30/2018	356,817	GLTRX00046282					\$1,775.73			
5/31/2018	356,535	GLTRX00046242							\$114.72	
5/31/2018	361,011	GLTRX00046841					\$31.14			
5/31/2018	361,012	GLTRX00046841					\$7.35			
6/1/2018	357,538	CMTRX00008408	Bank Transaction Entry		RCT000039401				\$956.70	
6/1/2018	361,014	GLTRX00046841					\$956.70			
6/29/2018	358,876	GLTRX00046560					\$166.50			
6/30/2018	358,197	GLTRX00046434					\$1,775.73			
6/30/2018	358,199	GLTRX00046436					\$14.70			
6/30/2018	358,256	GLTRX00046469							\$114.72	
6/30/2018	361,013	GLTRX00046841					\$31.14			
6/30/2018	361,015	GLTRX00046841							\$14.70	
6/30/2018	361,016	GLTRX00046841					\$7.35			
Totals:							Net Change	Ending Balance		
Account:	461-0009-000		Account:	426-0001-076			\$1,484.85	\$1,484.85	\$18,703.92	\$17,219.07
Trx Date	Jrnl No.	Orig. Audit Trail	Description:	Water Sales - Multi Family	Beginning Balance:	Orig. Master Number	\$0.00			
2/26/2018	352,503	GLTRX00045757	Distribution Reference		Orig. Master Name			Debit	Credit	
3/28/2018	354,053	GLTRX00045955							\$255.50	
5/1/2018	356,989	GLTRX00046309							\$354.09	
6/30/2018	358,389	GLTRX00046475							\$255.50	
									\$197.97	



6/30/2018 358,389 GLTRX00046475

\$65.50

Totals: Account: 461-0009-000  
System: DETAILED TRIAL B 9/24/2018 12:01:21 PM Page: 236

Net Change (\$1,128.56) Ending Balance (\$1,128.56) \$0.00 \$1,128.56  
User Date: 9/24/2018 User ID: skampsen

Trx Date	Jrnl No.	Orig. Audit Trail	Description	Water Sales - Bulk Loading	Beginning Balance:	\$0.00	Debit	Credit
					Orig. Master Number	Orig. Master Name		
1/2/2018	350,396	CMTRX00008267	Bank Transaction Entry		RCT000038339			\$362.25
1/4/2018	350,413	CMTRX00008269	Bank Transaction Entry		RCT000038355			\$735.00
1/8/2018	350,429	CMTRX00008271	Bank Transaction Entry		RCT000038371			\$661.75
1/9/2018	350,437	CMTRX00008272	Bank Transaction Entry		RCT000038379			\$1,170.75
1/15/2018	350,725	CMTRX00008277	Bank Transaction Entry		RCT000038411			\$1,386.50
1/16/2018	350,732	CMTRX00008278	Bank Transaction Entry		RCT000038418			\$347.25
1/22/2018	350,765	CMTRX00008282	Bank Transaction Entry		RCT000038451			\$384.75
1/23/2018	351,045	CMTRX00008284	Bank Transaction Entry		RCT000038460			\$890.00
1/25/2018	351,060	CMTRX00008286	Bank Transaction Entry		RCT000038475			\$151.25
1/29/2018	351,074	CMTRX00008288	Bank Transaction Entry		RCT000038489			\$820.00
1/30/2018	351,082	CMTRX00008289	Bank Transaction Entry		RCT000038497			\$668.50
2/5/2018	352,029	CMTRX00008297	Bank Transaction Entry		RCT000038571			\$768.50
2/7/2018	352,155	CMTRX00008299	Bank Transaction Entry		RCT000038587			\$853.25
2/9/2018	352,172	CMTRX00008301	Bank Transaction Entry		RCT000038601			\$267.75
2/12/2018	352,184	CMTRX00008302	Bank Transaction Entry		RCT000038608			\$570.00
2/13/2018	352,192	CMTRX00008303	Bank Transaction Entry		RCT000038616			\$453.75
2/19/2018	352,224	CMTRX00008307	Bank Transaction Entry		RCT000038647			\$310.25
2/20/2018	352,427	CMTRX00008309	Bank Transaction Entry		RCT000038655			\$306.75
2/26/2018	352,664	CMTRX00008315	Bank Transaction Entry		RCT000038685			\$244.75
2/27/2018	352,672	CMTRX00008316	Bank Transaction Entry		RCT000038693			\$149.25
3/5/2018	353,037	CMTRX00008326	Bank Transaction Entry		RCT000038766			\$326.75
3/7/2018	353,388	CMTRX00008329	Bank Transaction Entry		RCT000038785			\$311.25
3/12/2018	353,425	CMTRX00008332	Bank Transaction Entry		RCT000038808			\$354.00
3/13/2018	353,434	CMTRX00008333	Bank Transaction Entry		RCT000038817			\$513.00
3/15/2018	353,574	CMTRX00008335	Bank Transaction Entry		RCT000038831			\$165.00
3/19/2018	353,588	CMTRX00008337	Bank Transaction Entry		RCT000038845			\$395.25
3/22/2018	354,112	CMTRX00008341	Bank Transaction Entry		RCT000038871			\$571.25
3/23/2018	354,119	CMTRX00008342	Bank Transaction Entry		RCT000038878			\$139.00
3/27/2018	354,135	CMTRX00008344	Bank Transaction Entry		RCT000038894			\$741.25
3/29/2018	354,267	CMTRX00008346	Bank Transaction Entry		RCT000038910			\$66.75
4/2/2018	354,781	CMTRX00008353	Bank Transaction Entry		RCT000038967			\$112.00
4/4/2018	354,797	CMTRX00008355	Bank Transaction Entry		RCT000038983			\$376.00
4/9/2018	354,876	CMTRX00008358	Bank Transaction Entry		RCT000039005			\$315.25
4/10/2018	354,884	CMTRX00008359	Bank Transaction Entry		RCT000039013			\$304.75
4/16/2018	355,285	CMTRX00008364	Bank Transaction Entry		RCT000039044			\$543.50
4/17/2018	355,293	CMTRX00008365	Bank Transaction Entry		RCT000039052			\$225.00
4/23/2018	355,609	CMTRX00008370	Bank Transaction Entry		RCT000039084			\$334.00
4/25/2018	355,625	CMTRX00008372	Bank Transaction Entry		RCT000039100			\$428.75
4/26/2018	355,632	CMTRX00008373	Bank Transaction Entry		RCT000039107			\$40.75
4/30/2018	355,646	CMTRX00008375	Bank Transaction Entry		RCT000039121			\$355.00
5/1/2018	356,466	CMTRX00008382	Bank Transaction Entry		RCT000039183			\$540.50
5/7/2018	356,494	CMTRX00008386	Bank Transaction Entry		RCT000039211			\$713.50
5/8/2018	356,503	CMTRX00008387	Bank Transaction Entry		RCT000039219			\$608.50
5/10/2018	356,518	CMTRX00008389	Bank Transaction Entry		RCT000039234			\$213.25
5/14/2018	356,533	CMTRX00008391	Bank Transaction Entry		RCT000039249			\$772.00
5/15/2018	356,879	CMTRX00008393	Bank Transaction Entry		RCT000039258			\$873.75
5/17/2018	356,894	CMTRX00008395	Bank Transaction Entry		RCT000039273			\$290.50
5/21/2018	356,910	CMTRX00008397	Bank Transaction Entry		RCT000039289			\$502.25
5/22/2018	356,918	CMTRX00008398	Bank Transaction Entry		RCT000039297			\$755.50
5/25/2018	356,940	CMTRX00008401	Bank Transaction Entry		RCT000039319			\$153.00
5/30/2018	356,956	CMTRX00008403	Bank Transaction Entry		RCT000039335			\$523.25
5/31/2018	356,964	CMTRX00008404	Bank Transaction Entry		RCT000039343			\$1,046.50

6/5/2018	357,551	CMTRX00008410	Bank Transaction Entry	RCT000039414		\$1,129.00
6/7/2018	357,565	CMTRX00008412	Bank Transaction Entry	RCT000039428		\$221.50
6/11/2018	357,580	CMTRX00008414	Bank Transaction Entry	RCT000039443		\$657.00
6/14/2018	357,870	CMTRX00008418	Bank Transaction Entry	RCT000039467		\$1,137.50
6/18/2018	357,885	CMTRX00008420	Bank Transaction Entry	RCT000039482		\$621.50
6/20/2018	358,216	CMTRX00008423	Bank Transaction Entry	RCT000039498		\$982.25
6/25/2018	358,239	CMTRX00008426	Bank Transaction Entry	RCT000039521		\$753.75
6/26/2018	358,247	CMTRX00008427	Bank Transaction Entry	RCT000039529		\$491.25

Totals:				Account:	461-0011-000	Net Change	Ending Balance		
Account:	461-0100-000		Description:	Income - Residential Water Sales		(\$31,107.00)	(\$31,107.00)	\$0.00	\$31,107.00
Trx Date	Jrnl No.	Orig. Audit Trail	Distribution Reference	Beginning Balance:		\$0.00			
				Orig. Master Number		Orig. Master Name		Debit	Credit
1/31/2018	351,150	GLTRX00045561							\$2,608,393.71
2/28/2018	352,649	GLTRX00045793							\$2,175,917.81
3/30/2018	354,278	GLTRX00045987							\$3,180,451.76
4/30/2018	355,714	GLTRX00046172							\$2,540,611.94
System:	DETAILED TRIAL B 9/24/2018		12:01:21 PM	Page:	237	User Date:	9/24/2018	User ID:	skampsen
N Ky Water District									
5/31/2018	356,990	GLTRX00046310							\$2,087,031.24
6/30/2018	358,838	GLTRX00046549							\$3,164,022.41
6/30/2018	359,054	GLTRX00046593							\$24,176.32
6/30/2018	359,055	GLTRX00046594						\$24,176.32	
6/30/2018	359,056	GLTRX00046595							\$22,776.04
6/30/2018	361,084	GLTRX00046847						\$10,665.38	

Totals:				Account:	461-0100-000	Net Change	Ending Balance		
Account:	461-0101-000		Description:	Income - Commercial Water Sales		(\$15,768,539.53)	(\$15,768,539.53)	\$34,841.70	\$15,803,381.23
Trx Date	Jrnl No.	Orig. Audit Trail	Distribution Reference	Beginning Balance:		\$0.00			
				Orig. Master Number		Orig. Master Name		Debit	Credit
1/31/2018	351,150	GLTRX00045561							\$429,924.14
2/28/2018	352,649	GLTRX00045793							\$366,170.34
3/30/2018	354,278	GLTRX00045987							\$845,460.97
4/30/2018	355,714	GLTRX00046172							\$426,890.13
5/31/2018	356,990	GLTRX00046310							\$294,890.80
6/30/2018	358,838	GLTRX00046549							\$891,517.73
6/30/2018	358,923	GLTRX00046576						\$20.00	

Totals:				Account:	461-0101-000	Net Change	Ending Balance		
Account:	461-0102-000		Description:	Income - Industrial Water Sales		(\$3,254,834.11)	(\$3,254,834.11)	\$20.00	\$3,254,854.11
Trx Date	Jrnl No.	Orig. Audit Trail	Distribution Reference	Beginning Balance:		\$0.00			
				Orig. Master Number		Orig. Master Name		Debit	Credit
1/31/2018	351,150	GLTRX00045561							\$125,898.64
2/28/2018	352,649	GLTRX00045793							\$229,150.69
3/30/2018	354,278	GLTRX00045987							\$550,347.18
4/30/2018	355,714	GLTRX00046172							\$129,456.97
5/31/2018	356,990	GLTRX00046310							\$244,091.53
6/30/2018	358,838	GLTRX00046549							\$613,832.71

Totals:				Account:	461-0102-000	Net Change	Ending Balance		
Account:	461-0103-000		Description:	Income - Public Authority Water Sales		(\$1,892,777.72)	(\$1,892,777.72)	\$0.00	\$1,892,777.72
Trx Date	Jrnl No.	Orig. Audit Trail	Distribution Reference	Beginning Balance:		\$0.00			
				Orig. Master Number		Orig. Master Name		Debit	Credit
1/31/2018	351,150	GLTRX00045561							\$193,350.59
2/28/2018	352,649	GLTRX00045793							\$151,191.08
3/30/2018	354,278	GLTRX00045987							\$187,366.64
4/30/2018	355,714	GLTRX00046172							\$182,435.10
5/31/2018	356,990	GLTRX00046310							\$137,854.65
6/30/2018	358,838	GLTRX00046549							\$222,069.62

Totals:				Account:	461-0103-000	Net Change	Ending Balance		
Account:	461-0104-000		Description:	Income - Multi Family Water Sales		(\$1,074,267.68)	(\$1,074,267.68)	\$0.00	\$1,074,267.68
Trx Date	Jrnl No.	Orig. Audit Trail	Distribution Reference	Beginning Balance:		\$0.00			
				Orig. Master Number		Orig. Master Name		Debit	Credit

1/31/2018	351,150	GLTRX00045561							\$388,577.47
2/28/2018	352,649	GLTRX00045793							\$383,735.78
3/30/2018	354,278	GLTRX00045987							\$466,714.38
4/30/2018	355,714	GLTRX00046172							\$347,709.11
5/31/2018	356,990	GLTRX00046310							\$351,056.33
6/30/2018	358,838	GLTRX00046549							\$441,625.89

Account: 466-0001-000			Totals:	Account: 461-0104-000	Net Change	Ending Balance			
Trx Date Jrnl No. Orig. Audit Trail			Description:	Income - Resale Water Sales	(\$2,379,418.96)	(\$2,379,418.96)	\$0.00		\$2,379,418.96
			Distribution Reference	Beginning Balance:	\$0.00				
				Orig. Master Number	Orig. Master Name		Debit	Credit	
1/31/2018	351,150	GLTRX00045561							\$159,425.73
2/28/2018	352,649	GLTRX00045793							\$125,239.05
3/30/2018	354,278	GLTRX00045987							\$114,753.96
4/30/2018	355,714	GLTRX00046172							\$126,154.86
5/31/2018	356,990	GLTRX00046310							\$161,593.77
6/30/2018	358,838	GLTRX00046549							\$146,062.38

System: DETAILED TRIAL B 9/24/2018			Totals:	Account: 466-0001-000	Net Change	Ending Balance			
N Ky Water District			12:01:21 PM	Page: 238	(\$833,229.75)	(\$833,229.75)	\$0.00		\$833,229.75
Account: 470-0001-000			Description:	Income - Penalties	Beginning Balance:				
Trx Date Jrnl No. Orig. Audit Trail			Distribution Reference	Orig. Master Number	Orig. Master Name		Debit	Credit	
1/31/2018	351,150	GLTRX00045561							\$102,398.65
2/28/2018	352,649	GLTRX00045793							\$52,703.43
3/30/2018	354,278	GLTRX00045987							\$75,630.22
4/30/2018	355,714	GLTRX00046172							\$67,646.69
5/31/2018	356,990	GLTRX00046310							\$53,904.49
6/30/2018	358,838	GLTRX00046549							\$72,391.75

Account: 471-0001-000			Totals:	Account: 470-0001-000	Net Change	Ending Balance			
Trx Date Jrnl No. Orig. Audit Trail			Description:	Meter Tests	(\$424,675.23)	(\$424,675.23)	\$0.00		\$424,675.23
			Distribution Reference	Orig. Master Number	Orig. Master Name		Debit	Credit	
3/30/2018	354,278	GLTRX00045987							\$30.00
5/31/2018	356,990	GLTRX00046310							\$30.00
6/30/2018	358,838	GLTRX00046549							\$60.00

Account: 471-0002-000			Totals:	Account: 471-0001-000	Net Change	Ending Balance			
Trx Date Jrnl No. Orig. Audit Trail			Description:	Income - Turn on Fees	(\$120.00)	(\$120.00)	\$0.00		\$120.00
			Distribution Reference	Orig. Master Number	Orig. Master Name		Debit	Credit	
1/31/2018	351,150	GLTRX00045561							\$7,710.00
1/31/2018	351,693	GLTRX00045647							\$6,970.00
2/28/2018	352,649	GLTRX00045793							\$24,020.00
3/8/2018	353,052	GLTRX00045867							\$19,430.00
3/30/2018	354,278	GLTRX00045987							\$16,635.00
4/30/2018	355,714	GLTRX00046172							\$18,745.00
4/30/2018	355,718	GLTRX00046174							\$38,245.00
5/31/2018	356,990	GLTRX00046310							\$12,610.00
6/25/2018	358,191	GLTRX00046428							\$26,810.00
6/30/2018	358,838	GLTRX00046549							\$17,000.00

Account: 472-0001-000			Totals:	Account: 471-0002-000	Net Change	Ending Balance			
Trx Date Jrnl No. Orig. Audit Trail			Description:	Rent From Water Property	(\$188,175.00)	(\$188,175.00)	\$0.00		\$188,175.00
			Distribution Reference	Orig. Master Number	Orig. Master Name		Debit	Credit	
1/1/2018	349,822	GLREV00045402							\$4,704.75
1/1/2018	349,823	GLREV00045403					\$8,901.15		
1/1/2018	351,484	GLREV00045610							\$8,901.15
1/1/2018	351,497	GLREV00045617					\$663.21		
1/8/2018	350,187	PMTRX00011331	Purchases	CBW-079 #141649	Verizon Wireless		\$3,000.00		
1/8/2018	350,429	CMTRX00008271	Bank Transaction Entry	RCT000038371					\$8,901.15

1/10/2018	350,445	CMTRX00008273	Bank Transaction Entry		RCT000038387				\$15,208.08
1/31/2018	351,194	PMTRX00011359	Purchases		FIRE HYDRANT 1909	CA Advance			\$960.00
1/31/2018	351,293	PMTRX00011360	Purchases		FIRE HYDRANT 1911	Taylor Brothers Excavating			\$30.00
1/31/2018	351,503	GLTRX00045622							\$2,777.55
1/31/2018	351,504	GLTRX00045623							\$1,762.06
1/31/2018	351,504	GLTRX00045623							\$120.66
2/1/2018	351,504	GLREV00045623						\$1,762.06	
2/1/2018	351,504	GLREV00045623						\$120.66	
2/1/2018	351,976	CMTRX00008295	Bank Transaction Entry		RCT000038557				\$1,773.10
2/5/2018	352,029	CMTRX00008297	Bank Transaction Entry		RCT000038571				\$6,347.75
2/5/2018	352,966	GLTRX00045841						\$2,000.00	
2/8/2018	352,165	CMTRX00008300	Bank Transaction Entry		RCT000038594				\$14,094.93
2/15/2018	351,918	GLTRX00045683							\$30.00
2/15/2018	351,919	GLTRX00045683							\$600.00
2/26/2018	352,664	CMTRX00008315	Bank Transaction Entry		RCT000038685				\$8,429.72
2/26/2018	352,965	GLTRX00045840						\$6,288.00	
2/28/2018	352,718	PMTRX00011394	Purchases		FIRE HYDRANT 1918	CA Advance			\$900.00
2/28/2018	352,784	PMTRX00011395	Purchases		FIRE HYDRANT 1921	Xylem			\$120.00
2/28/2018	352,985	GLTRX00045854						\$241.32	
2/28/2018	352,986	GLTRX00045854							\$2,898.21
2/28/2018	352,987	GLTRX00045855							\$2,931.65
2/28/2018	352,988	GLTRX00045856						\$2,298.36	
3/1/2018	352,987	GLREV00045855						\$2,931.65	
3/1/2018	352,988	GLREV00045856							\$2,298.36
3/1/2018	353,486	PMTRX00011410	Purchases		FIRE HYDRANT 1246.	SP Construction			\$30.00
3/1/2018	353,487	PMTRX00011410	Purchases		FIRE HYDRANT 1080.	SP Construction			\$60.00
System:	DETAILED TRIAL B 9/24/2018	12:01:21 PM	Page:		239	User Date:	9/24/2018	User ID:	skampsen
N Ky Water District									
3/2/2018	353,029	CMTRX00008325	Bank Transaction Entry		RCT000038758				\$2,741.32
3/7/2018	353,388	CMTRX00008329	Bank Transaction Entry		RCT000038785				\$36,067.38
3/12/2018	353,284	GLTRX00045892							\$60.00
3/12/2018	353,285	GLTRX00045892							\$510.00
3/12/2018	353,286	GLTRX00045892							\$1,230.00
3/12/2018	353,425	CMTRX00008332	Bank Transaction Entry		RCT000038808				\$10,000.00
3/14/2018	353,340	PMVVR00001372	Purchases		FIRE HYDRANT 1246	SP Construction		\$30.00	
3/14/2018	353,341	PMVVR00001372	Purchases		FIRE HYDRANT 1080	SP Construction		\$60.00	
3/26/2018	353,963	PMTRX00011419	Purchases		FIRE HYDRANT 1928	B & B Riverboats			\$210.00
3/26/2018	353,964	PMTRX00011419	Purchases		FIRE HYDRANT 1930	Bellevue Board Of Ed			\$120.00
3/26/2018	353,966	PMTRX00011419	Purchases		FIRE HYDRANT 1931	Carrera Const.			\$60.00
3/26/2018	353,967	PMTRX00011419	Purchases		FIRE HYDRANT 1927	Champion Cleaning			\$630.00
3/26/2018	353,984	PMTRX00011419	Purchases		FIRE HYDRANT 1933	M & W Excavation			\$30.00
3/26/2018	353,989	PMTRX00011419	Purchases		FIRE HYDRANT 1934	Tele-Vac Environmental			\$180.00
3/27/2018	353,953	GLTRX00045947							\$60.00
3/27/2018	353,954	GLTRX00045947							\$180.00
3/27/2018	353,955	GLTRX00045947							\$1,890.00
3/27/2018	353,956	GLTRX00045947							\$2,280.00
3/27/2018	353,957	GLTRX00045947							\$1,500.00
3/31/2018	354,430	GLTRX00046020						\$30,873.60	
3/31/2018	354,431	GLTRX00046020							\$2,898.21
3/31/2018	354,432	GLTRX00046021						\$2,298.36	
3/31/2018	354,433	GLTRX00046022							\$5,863.30
4/1/2018	354,432	GLREV00046021							\$2,298.36
4/1/2018	354,433	GLREV00046022						\$5,863.30	
4/9/2018	354,876	CMTRX00008358	Bank Transaction Entry		RCT000039005				\$16,966.88
4/16/2018	355,285	CMTRX00008364	Bank Transaction Entry		RCT000039044				\$3,787.20
4/30/2018	355,733	PMTRX00011460	Purchases		FIRE HYDRANT 1942	American Hydroseeding			\$60.00
4/30/2018	355,734	PMTRX00011460	Purchases		FIRE HYDRANT 1946	Arlinghaus Builders, LLC			\$180.00
4/30/2018	355,745	PMTRX00011460	Purchases		FIRE HYDRANT 1940	Carrera Const.			\$180.00
4/30/2018	355,820	PMTRX00011461	Purchases		FIRE HYDRANT 1947	Lucas Pools			\$30.00

4/30/2018	355,842	PMTRX00011461	Purchases	FIRE HYDRANT 1941	Pinkham, Lohri		\$30.00	
4/30/2018	355,865	PMTRX00011461	Purchases	FIRE HYDRANT 1948	SWS Environmental		\$30.00	
4/30/2018	355,997	GLTRX00046201					\$2,898.21	
4/30/2018	355,998	GLTRX00046201				\$2,457.00		
4/30/2018	355,999	GLTRX00046201				\$361.98		
4/30/2018	356,000	GLTRX00046202					\$8,794.95	
4/30/2018	356,001	GLTRX00046203				\$2,298.36		
5/1/2018	356,000	GLREV00046202				\$8,794.95		
5/1/2018	356,001	GLREV00046203					\$2,298.36	
5/4/2018	356,487	CMTRX00008385	Bank Transaction Entry	RCT000039204			\$20,828.27	
5/14/2018	356,533	CMTRX00008391	Bank Transaction Entry	RCT000039249			\$968.22	
5/24/2018	356,540	GLTRX00046256					\$1,290.00	
5/24/2018	356,541	GLTRX00046256					\$2,070.00	
5/24/2018	356,542	GLTRX00046256					\$1,020.00	
5/24/2018	356,543	GLTRX00046256					\$240.00	
5/24/2018	356,544	GLTRX00046256					\$60.00	
5/24/2018	356,545	GLTRX00046256					\$30.00	
5/24/2018	356,546	GLTRX00046256					\$30.00	
5/24/2018	356,933	CMTRX00008400	Bank Transaction Entry	RCT000039312			\$14,658.25	
5/31/2018	356,966	GLTRX00046307					\$30.00	
5/31/2018	356,967	GLTRX00046307					\$30.00	
5/31/2018	356,968	GLTRX00046307					\$120.00	
5/31/2018	356,969	GLTRX00046307					\$60.00	
5/31/2018	356,970	GLTRX00046307					\$120.00	
5/31/2018	356,971	GLTRX00046307					\$180.00	
5/31/2018	356,972	GLTRX00046307					\$150.00	
5/31/2018	356,973	GLTRX00046307					\$120.00	
5/31/2018	356,974	GLTRX00046307					\$180.00	
5/31/2018	356,975	GLTRX00046307					\$450.00	
5/31/2018	356,976	GLTRX00046307					\$240.00	
5/31/2018	356,977	GLTRX00046307					\$240.00	
5/31/2018	356,978	GLTRX00046307					\$840.00	
5/31/2018	357,224	PMTRX00011492	Purchases	FIRE HYDRANT 1960	Cobalt Civil		\$270.00	
5/31/2018	357,230	PMTRX00011493	Purchases	FIRE HYDRANT 1974	Dennison Deanna		\$30.00	
5/31/2018	357,245	PMTRX00011493	Purchases	FIRE HYDRANT 1962	Evans Landscaping		\$300.00	
5/31/2018	357,253	PMTRX00011494	Purchases	FIRE HYDRANT 1969	Geo Science Consultants		\$30.00	
5/31/2018	357,254	PMTRX00011494	Purchases	FIRE HYDRANT 1954	Goettle, Richard		\$420.00	
5/31/2018	357,276	PMTRX00011495	Purchases	FIRE HYDRANT 1966	Krallman, Phil		\$60.00	
5/31/2018	357,278	PMTRX00011495	Purchases	FIRE HYDRANT 1952	Len Riegler Blacktop, Inc.		\$690.00	
5/31/2018	357,280	PMTRX00011495	Purchases	FIRE HYDRANT 1963	Lonkard Construction		\$90.00	
5/31/2018	357,291	PMTRX00011496	Purchases	FIRE HYDRANT 1977	Mainstrasse Village Assoc.		\$30.00	
5/31/2018	357,299	PMTRX00011496	Purchases	FIRE HYDRANT 1972	Meyers, Tracy		\$30.00	
5/31/2018	357,300	PMTRX00011496	Purchases	FIRE HYDRANT 1955	Miller Pipeline		\$630.00	
System:	DETAILED TRIAL B 9/24/2018	12:01:21 PM	Page:	240	User Date:	9/24/2018	User ID:	skampsen
N Ky Water District								
5/31/2018	357,314	PMTRX00011497	Purchases	FIRE HYDRANT 1957	Prus Construction		\$570.00	
5/31/2018	357,315	PMTRX00011497	Purchases	FIRE HYDRANT 1971	Raziano Lisa		\$30.00	
5/31/2018	357,328	PMTRX00011497	Purchases	FIRE HYDRANT 1967	Sugar Shack's Water		\$30.00	
5/31/2018	357,331	PMTRX00011497	Purchases	FIRE HYDRANT 1968	SWS Environmental		\$120.00	
5/31/2018	357,346	PMTRX00011498	Purchases	FIRE HYDRANT 1950	Wilhelm, FA		\$750.00	
5/31/2018	357,530	GLTRX00046384					\$2,898.21	
5/31/2018	358,834	GLTRX00046545				\$2,298.36		
6/1/2018	358,834	GLREV00046545					\$2,298.36	
6/5/2018	357,551	CMTRX00008410	Bank Transaction Entry	RCT000039414			\$6,966.88	
6/12/2018	357,854	CMTRX00008416	Bank Transaction Entry	RCT000039451			\$17,180.52	
6/29/2018	358,445	PMTRX00011526	Purchases	FIRE HYDRANT 1994	Borne Alberta		\$30.00	
6/29/2018	358,447	PMTRX00011526	Purchases	FIRE HYDRANT 1995	Carrera Const.		\$60.00	
6/29/2018	358,492	PMTRX00011526	Purchases	FIRE HYDRANT 1991	Krentz, Christian		\$30.00	
6/29/2018	358,493	PMTRX00011526	Purchases	FIRE HYDRANT 1984	Leak Eliminators		\$420.00	

6/29/2018	358,497	PMTRX00011526	Purchases	FIRE HYDRANT 1989	Mark Spaulding Construction	\$180.00	
6/29/2018	358,498	PMTRX00011526	Purchases	REFUND CREDIT 06/18	O'Rourke Wrecking Co	\$90.00	
6/29/2018	358,499	PMTRX00011526	Purchases	FIRE HYDRANT 1998	Perry Robert	\$30.00	
6/29/2018	358,507	PMTRX00011526	Purchases	FIRE HYDRANT 1997	Timmerding, Sean	\$30.00	
6/29/2018	358,524	PMTRX00011526	Purchases	FIRE HYDRANT 1993	Ziegler, Chris	\$30.00	
6/29/2018	358,889	PMTRX00011533	Purchases	FIRE HYDRANT 1983	Len Riegler Blacktop, Inc.	\$660.00	
6/30/2018	358,388	GLTRX00046476				\$1,170.00	
6/30/2018	358,390	GLTRX00046476				\$1,380.00	
6/30/2018	358,391	GLTRX00046476				\$660.00	
6/30/2018	358,392	GLTRX00046476				\$180.00	
6/30/2018	358,394	GLTRX00046476				\$360.00	
6/30/2018	358,395	GLTRX00046476				\$210.00	
6/30/2018	358,396	GLTRX00046476				\$540.00	
6/30/2018	358,397	GLTRX00046476				\$330.00	
6/30/2018	358,398	GLTRX00046476				\$30.00	
6/30/2018	358,527	GLTRX00046484				\$2,898.21	
6/30/2018	358,835	GLTRX00046546				\$2,298.36	

Totals:			Account:	472-0001-000	Net Change	Ending Balance	\$2,298.36	
Description:			Rent from Water Property - Newport	472-0001-000	(\$188,799.53)	(\$188,799.53)	\$85,840.68	\$274,640.21
Account:	472-0002-000	Orig. Audit Trail	Description:	Beginning Balance:	\$0.00		Debit	Credit
Trx Date	Jrnl No.		Distribution Reference	Orig. Master Number	Orig. Master Name			
1/31/2018	351,168	GLTRX00045559						\$100.00
2/28/2018	352,529	GLTRX00045792						\$100.00
3/30/2018	354,270	GLTRX00045982						\$100.00
4/30/2018	355,597	GLTRX00046114						\$1,000.00
4/30/2018	355,648	GLTRX00046144				\$1,000.00		
4/30/2018	355,648	GLTRX00046144						\$100.00
5/31/2018	356,822	GLTRX00046286						\$100.00
6/29/2018	358,248	GLTRX00046461						\$100.00

Totals:			Account:	472-0002-000	Net Change	Ending Balance	\$1,000.00	\$1,600.00
Description:			Water Sales - MISC/Hydrants Mtrs.	472-0002-000	(\$600.00)	(\$600.00)	\$1,000.00	\$1,600.00
Account:	474-0001-000	Orig. Audit Trail	Description:	Beginning Balance:	\$0.00		Debit	Credit
Trx Date	Jrnl No.		Distribution Reference	Orig. Master Number	Orig. Master Name			
1/31/2018	351,194	PMTRX00011359	Purchases	FIRE HYDRANT 1909	CA Advance			\$27.18
1/31/2018	351,293	PMTRX00011360	Purchases	FIRE HYDRANT 1911	Taylor Brothers Excavating			\$9.06
2/15/2018	351,918	GLTRX00045683						\$18.12
2/15/2018	351,919	GLTRX00045683						\$9.06
2/15/2018	351,920	GLTRX00045683						\$166.45
2/28/2018	352,718	PMTRX00011394	Purchases	FIRE HYDRANT 1918	CA Advance			\$79.77
2/28/2018	352,784	PMTRX00011395	Purchases	FIRE HYDRANT 1921	Xylem			\$119.17
3/1/2018	353,486	PMTRX00011410	Purchases	FIRE HYDRANT 1246.	SP Construction			\$102.58
3/1/2018	353,487	PMTRX00011410	Purchases	FIRE HYDRANT 1080.	SP Construction			\$99.50
3/12/2018	353,283	GLTRX00045892						\$2,597.43
3/12/2018	353,284	GLTRX00045892						\$27.18
3/12/2018	353,285	GLTRX00045892						\$36.24
3/12/2018	353,286	GLTRX00045892						\$87.65
3/12/2018	353,287	GLTRX00045892						\$4.53
3/12/2018	353,288	GLTRX00045892						\$4.53
3/12/2018	353,289	GLTRX00045892						\$75.83
3/12/2018	353,290	GLTRX00045892						\$528.89
3/14/2018	353,340	PMVVR00001372	Purchases	FIRE HYDRANT 1246	SP Construction	\$102.58		
3/14/2018	353,341	PMVVR00001372	Purchases	FIRE HYDRANT 1080	SP Construction	\$99.50		
3/26/2018	353,963	PMTRX00011419	Purchases	FIRE HYDRANT 1928	B & B Riverboats			\$611.67
3/26/2018	353,964	PMTRX00011419	Purchases	FIRE HYDRANT 1930	Bellevue Board Of Ed			\$111.29
3/26/2018	353,966	PMTRX00011419	Purchases	FIRE HYDRANT 1931	Carrera Const.			\$13.59
System:	DETAILED TRIAL B 9/24/2018	12:01:21 PM	Page:	241	User Date:	9/24/2018	User ID:	skampsen

N Ky Water District	3/26/2018	353,967	PMTRX00011419	Purchases	FIRE HYDRANT 1927	Champion Cleaning		\$91.59
	3/26/2018	353,984	PMTRX00011419	Purchases	FIRE HYDRANT 1933	M & W Excavation		\$63.42

3/26/2018	353,989	PMTRX00011419	Purchases	FIRE HYDRANT 1934	Tele-Vac Environmental	\$4.53
3/27/2018	353,953	GLTRX00045947				\$83.71
3/27/2018	353,954	GLTRX00045947				\$178.27
3/27/2018	353,955	GLTRX00045947				\$502.32
3/27/2018	353,956	GLTRX00045947				\$649.07
3/27/2018	353,957	GLTRX00045947				\$115.23
3/27/2018	353,958	GLTRX00045947				\$120.54
4/30/2018	355,733	PMTRX00011460	Purchases	FIRE HYDRANT 1942	American Hydroseeding	\$123.11
4/30/2018	355,734	PMTRX00011460	Purchases	FIRE HYDRANT 1946	Arlinghaus Builders, LLC	\$22.65
4/30/2018	355,745	PMTRX00011460	Purchases	FIRE HYDRANT 1940	Carrera Const.	\$22.65
4/30/2018	355,820	PMTRX00011461	Purchases	FIRE HYDRANT 1947	Lucas Pools	\$134.93
4/30/2018	355,842	PMTRX00011461	Purchases	FIRE HYDRANT 1941	Pinkham, Lohri	\$178.27
4/30/2018	355,865	PMTRX00011461	Purchases	FIRE HYDRANT 1948	SWS Environmental	\$4.53
5/24/2018	356,539	GLTRX00046256				\$578.40
5/24/2018	356,540	GLTRX00046256				\$22.65
5/24/2018	356,541	GLTRX00046256				\$407.76
5/24/2018	356,542	GLTRX00046256				\$343.75
5/24/2018	356,543	GLTRX00046256				\$71.89
5/24/2018	356,544	GLTRX00046256				\$257.07
5/24/2018	356,545	GLTRX00046256				\$284.65
5/24/2018	356,546	GLTRX00046256				\$22.65
5/31/2018	356,966	GLTRX00046307				\$115.23
5/31/2018	356,967	GLTRX00046307				\$257.07
5/31/2018	356,968	GLTRX00046307				\$1,647.89
5/31/2018	356,969	GLTRX00046307				\$1,041.13
5/31/2018	356,970	GLTRX00046307				\$343.75
5/31/2018	356,971	GLTRX00046307				\$3,196.31
5/31/2018	356,972	GLTRX00046307				\$134.93
5/31/2018	356,973	GLTRX00046307				\$1,041.13
5/31/2018	356,974	GLTRX00046307				\$103.41
5/31/2018	356,975	GLTRX00046307				\$18.12
5/31/2018	356,976	GLTRX00046307				\$647.13
5/31/2018	356,977	GLTRX00046307				\$27.18
5/31/2018	356,978	GLTRX00046307				\$473.77
5/31/2018	356,979	GLTRX00046307				\$23.65
5/31/2018	357,224	PMTRX00011492	Purchases	FIRE HYDRANT 1960	Cobalt Civil	\$71.89
5/31/2018	357,230	PMTRX00011493	Purchases	FIRE HYDRANT 1974	Dennison Deanna	\$174.33
5/31/2018	357,245	PMTRX00011493	Purchases	FIRE HYDRANT 1962	Evans Landscaping	\$237.37
5/31/2018	357,254	PMTRX00011494	Purchases	FIRE HYDRANT 1954	Goettle, Richard	\$75.83
5/31/2018	357,276	PMTRX00011495	Purchases	FIRE HYDRANT 1966	Krallman, Phil	\$71.89
5/31/2018	357,278	PMTRX00011495	Purchases	FIRE HYDRANT 1952	Len Riegler Blacktop, Inc.	\$115.23
5/31/2018	357,280	PMTRX00011495	Purchases	FIRE HYDRANT 1963	Lonkard Construction	\$111.48
5/31/2018	357,291	PMTRX00011496	Purchases	FIRE HYDRANT 1977	Mainstrasse Village Assoc.	\$27.18
5/31/2018	357,299	PMTRX00011496	Purchases	FIRE HYDRANT 1972	Meyers, Tracy	\$45.30
5/31/2018	357,300	PMTRX00011496	Purchases	FIRE HYDRANT 1955	Miller Pipeline	\$103.41
5/31/2018	357,314	PMTRX00011497	Purchases	FIRE HYDRANT 1957	Prus Construction	\$127.05
5/31/2018	357,315	PMTRX00011497	Purchases	FIRE HYDRANT 1971	Raziano Lisa	\$166.45
5/31/2018	357,328	PMTRX00011497	Purchases	FIRE HYDRANT 1967	Sugar Shack's Water	\$174.33
5/31/2018	357,331	PMTRX00011497	Purchases	FIRE HYDRANT 1968	SWS Environmental	\$54.36
5/31/2018	357,346	PMTRX00011498	Purchases	FIRE HYDRANT 1950	Wilhelm, FA	\$40.77
6/29/2018	358,445	PMTRX00011526	Purchases	FIRE HYDRANT 1994	Borne Alberta	\$138.87
6/29/2018	358,447	PMTRX00011526	Purchases	FIRE HYDRANT 1995	Carrera Const.	\$40.77
6/29/2018	358,492	PMTRX00011526	Purchases	FIRE HYDRANT 1991	Krentz, Christian	\$83.71
6/29/2018	358,493	PMTRX00011526	Purchases	FIRE HYDRANT 1984	Leak Eliminators	\$49.83
6/29/2018	358,497	PMTRX00011526	Purchases	FIRE HYDRANT 1989	Mark Spaulding Construction	\$54.36
6/29/2018	358,498	PMTRX00011526	Purchases	REFUND CREDIT 06/18	O'Rourke Wrecking Co	\$13.59
6/29/2018	358,499	PMTRX00011526	Purchases	FIRE HYDRANT 1998	Perry Robert	\$130.99
6/29/2018	358,507	PMTRX00011526	Purchases	FIRE HYDRANT 1997	Timmerding, Sean	\$103.41
6/29/2018	358,889	PMTRX00011533	Purchases	FIRE HYDRANT 1983	Len Riegler Blacktop, Inc.	\$135.12

6/30/2018	358,388	GLTRX00046476						\$1,537.57
6/30/2018	358,390	GLTRX00046476						\$450.13
6/30/2018	358,392	GLTRX00046476						\$738.72
6/30/2018	358,393	GLTRX00046476						\$156.61
6/30/2018	358,394	GLTRX00046476						\$45.30
6/30/2018	358,395	GLTRX00046476						\$305.32
6/30/2018	358,396	GLTRX00046476						\$18.12
6/30/2018	358,397	GLTRX00046476						\$146.75
6/30/2018	358,398	GLTRX00046476						\$4.53

System:	DETAILED TRIAL B 9/24/2018	Totals:	Account:	474-0001-000	Net Change	Ending Balance	\$202.08	\$23,834.63
N Ky Water District		12:01:21 PM	Page:	242	(\$23,632.55)	(\$23,632.55)	User ID:	skampsen
Account:	474-0002-000	Description:	Income - Returned Check Charges	Beginning Balance:	\$0.00	User Date:	9/24/2018	

Trx Date	Jrnl No.	Orig. Audit Trail	Distribution Reference	Orig. Master Number	Orig. Master Name	Debit	Credit
1/31/2018	351,171	GLTRX00045561					\$1,000.00
2/28/2018	352,651	GLTRX00045793					\$1,380.00
3/30/2018	354,280	GLTRX00045987					\$1,000.00
4/30/2018	355,716	GLTRX00046172					\$620.00
5/31/2018	356,992	GLTRX00046310					\$1,080.00
6/30/2018	358,840	GLTRX00046549					\$1,140.00

Account:	474-0008-000	Totals:	Account:	474-0002-000	Net Change	Ending Balance	\$0.00	\$6,220.00
Trx Date	Jrnl No.	Orig. Audit Trail	LAB Test Fees	Beginning Balance:	(\$6,220.00)	(\$6,220.00)		
				\$0.00				

Trx Date	Jrnl No.	Orig. Audit Trail	Distribution Reference	Orig. Master Number	Orig. Master Name	Debit	Credit
1/19/2018	350,756	CMTRX00008281	Bank Transaction Entry	RCT000038442			\$40.00
1/25/2018	351,060	CMTRX00008286	Bank Transaction Entry	RCT000038475			\$30.00
1/30/2018	351,082	CMTRX00008289	Bank Transaction Entry	RCT000038497			\$15.00
2/2/2018	351,985	CMTRX00008296	Bank Transaction Entry	RCT000038564			\$15.00
2/5/2018	352,029	CMTRX00008297	Bank Transaction Entry	RCT000038571			\$15.00
2/8/2018	352,165	CMTRX00008300	Bank Transaction Entry	RCT000038594			\$15.00
2/28/2018	352,680	CMTRX00008317	Bank Transaction Entry	RCT000038701			\$15.00
3/5/2018	353,037	CMTRX00008326	Bank Transaction Entry	RCT000038766			\$515.00
3/12/2018	353,425	CMTRX00008332	Bank Transaction Entry	RCT000038808			\$15.00
3/19/2018	353,588	CMTRX00008337	Bank Transaction Entry	RCT000038845			\$15.00
3/28/2018	354,143	CMTRX00008345	Bank Transaction Entry	RCT000038902			\$15.00
4/4/2018	354,797	CMTRX00008355	Bank Transaction Entry	RCT000038983			\$15.00
4/9/2018	354,876	CMTRX00008358	Bank Transaction Entry	RCT000039005			\$15.00
4/25/2018	355,320	GLTRX00046102					\$5,165.75
4/25/2018	355,322	GLTRX00046103					\$1,574.70
5/4/2018	356,487	CMTRX00008385	Bank Transaction Entry	RCT000039204			\$15.00
5/8/2018	356,503	CMTRX00008387	Bank Transaction Entry	RCT000039219			\$15.00
5/16/2018	356,887	CMTRX00008394	Bank Transaction Entry	RCT000039266			\$15.00
5/18/2018	356,902	CMTRX00008396	Bank Transaction Entry	RCT000039281			\$95.00
5/22/2018	356,918	CMTRX00008398	Bank Transaction Entry	RCT000039297			\$30.00
5/30/2018	356,956	CMTRX00008403	Bank Transaction Entry	RCT000039335			\$15.00
5/31/2018	356,964	CMTRX00008404	Bank Transaction Entry	RCT000039343			\$15.00
6/5/2018	357,551	CMTRX00008410	Bank Transaction Entry	RCT000039414			\$15.00
6/11/2018	357,580	CMTRX00008414	Bank Transaction Entry	RCT000039443			\$15.00
6/12/2018	357,512	GLTRX00046374					\$2,814.00
6/19/2018	358,209	CMTRX00008422	Bank Transaction Entry	RCT000039491			\$15.00
6/22/2018	358,231	CMTRX00008425	Bank Transaction Entry	RCT000039513			\$15.00
6/25/2018	358,239	CMTRX00008426	Bank Transaction Entry	RCT000039521			\$30.00
6/26/2018	358,247	CMTRX00008427	Bank Transaction Entry	RCT000039529			\$15.00
6/30/2018	358,914	GLTRX00046575					\$545.25

Account:	474-0009-000	Totals:	Account:	474-0008-000	Net Change	Ending Balance	\$0.00	\$11,139.70
Trx Date	Jrnl No.	Orig. Audit Trail	Commission On Sales Tax	Beginning Balance:	(\$11,139.70)	(\$11,139.70)		
				\$0.00				
				Orig. Master Number	Orig. Master Name	Debit	Credit	



1/24/2018	350,711	CMTRX00008276	Bank Transaction Entry	DAJ000038402			\$50.00
2/23/2018	352,377	CMTRX00008308	Bank Transaction Entry	DAJ000038648			\$50.00
3/23/2018	353,779	CMTRX00008338	Bank Transaction Entry	DAJ000038846			\$50.00
4/25/2018	355,321	CMTRX00008369	Bank Transaction Entry	DAJ000039076			\$50.00
5/24/2018	356,534	CMTRX00008392	Bank Transaction Entry	DAJ000039250			\$50.00
6/20/2018	357,891	CMTRX00008421	Bank Transaction Entry	DAJ000039483			\$50.00

Account: 474-0010-000			Totals:	Account: 474-0009-000	Net Change	Ending Balance		
Trx Date			Description:	Material Sold	(\$300.00)	(\$300.00)	\$0.00	\$300.00
Jrnl No.			Distribution Reference	Beginning Balance:	\$0.00			
Orig. Audit Trail			Bank Transaction Entry	Orig. Master Number	Orig. Master Name		Debit	Credit
3/8/2018	353,410	CMTRX00008330		RCT000038793				\$4,259.20
4/9/2018	354,633	GLTRX00046030						\$282.26
4/9/2018	354,634	GLTRX00046030						\$327.83
4/9/2018	354,635	GLTRX00046030						\$99.22
4/9/2018	354,636	GLTRX00046030						\$33.07
4/9/2018	354,637	GLTRX00046030						\$485.12
4/9/2018	354,638	GLTRX00046030						\$2,297.11
4/9/2018	354,639	GLTRX00046030						\$66.14
4/9/2018	354,640	GLTRX00046030						\$725.73
System: DETAILED TRIAL B 9/24/2018			12:01:21 PM	Page: 243	User Date:	9/24/2018	User ID:	skampsen

N Ky Water District								
4/9/2018	354,641	GLTRX00046030						\$262.71
4/9/2018	354,642	GLTRX00046030						\$303.68
4/9/2018	354,643	GLTRX00046030						\$853.28
4/9/2018	354,644	GLTRX00046030						\$262.71
4/9/2018	354,645	GLTRX00046030						\$131.86
4/9/2018	354,646	GLTRX00046030						\$2,836.46
4/9/2018	354,647	GLTRX00046030						\$121.02
5/1/2018	356,466	CMTRX00008382	Bank Transaction Entry	RCT000039183				\$3,591.08
5/29/2018	356,948	CMTRX00008402	Bank Transaction Entry	RCT000039327				\$3,143.85
5/31/2018	356,980	GLTRX00046308						\$377.32
5/31/2018	356,981	GLTRX00046308						\$119.36
5/31/2018	356,982	GLTRX00046308						\$1,824.45
5/31/2018	356,983	GLTRX00046308						\$3,902.19
5/31/2018	356,984	GLTRX00046308						\$3,530.31
5/31/2018	356,985	GLTRX00046308						\$327.83
5/31/2018	356,986	GLTRX00046308						\$66.14
5/31/2018	356,987	GLTRX00046308						\$377.32
5/31/2018	356,988	GLTRX00046308						\$66.14
6/25/2018	358,189	GLTRX00046427						\$1,383.99
6/25/2018	358,190	GLTRX00046427						\$1,383.99

Account: 474-0015-000			Totals:	Account: 474-0010-000	Net Change	Ending Balance		
Trx Date			Description:	Miscellaneous Income	(\$33,441.37)	(\$33,441.37)	\$0.00	\$33,441.37
Jrnl No.			Distribution Reference	Beginning Balance:	\$0.00			
Orig. Audit Trail			Purchases	Orig. Master Number	Orig. Master Name		Debit	Credit
1/31/2018	351,194	PMTRX00011359		FIRE HYDRANT 1909	CA Advance			\$695.50
2/15/2018	351,919	GLTRX00045683						\$695.50
3/9/2018	353,417	CMTRX00008331	Bank Transaction Entry	RCT000038800				\$35.00
6/11/2018	357,580	CMTRX00008414	Bank Transaction Entry	RCT000039443				\$7.79
6/14/2018	357,870	CMTRX00008418	Bank Transaction Entry	RCT000039467				\$35.00
6/18/2018	357,885	CMTRX00008420	Bank Transaction Entry	RCT000039482				\$16.05

Account: 474-0016-000			Totals:	Account: 474-0015-000	Net Change	Ending Balance		
Trx Date			Description:	Income - Grant Revenue	(\$1,484.84)	(\$1,484.84)	\$0.00	\$1,484.84
Jrnl No.			Distribution Reference	Beginning Balance:	\$0.00			
Orig. Audit Trail			Bank Transaction Entry	Orig. Master Number	Orig. Master Name		Debit	Credit
2/5/2018	352,990	CMTRX00008323		IAJ000038744	USDA			\$54,849.60
4/26/2018	355,673	CMTRX00008377	Bank Transaction Entry	IAJ000039130	USDA Rural Development			\$141,341.40
Totals:			Account:	474-0016-000	Net Change	Ending Balance		
					(\$196,191.00)	(\$196,191.00)	\$0.00	\$196,191.00

Account:	479-0002-000	Description:		Contributed Capital - Water Service Apr	Beginning Balance:	\$0.00		
Trx Date	Jrnl No.	Orig. Audit Trail	Distribution Reference	Orig. Master Number	Orig. Master Name	Debit	Credit	
1/4/2018	350,413	CMTRX00008269	Bank Transaction Entry	RCT000038355			\$1,500.00	
1/9/2018	350,437	CMTRX00008272	Bank Transaction Entry	RCT000038379			\$1,500.00	
1/12/2018	350,495	CMTRX00008275	Bank Transaction Entry	RCT000038401			\$750.00	
1/15/2018	350,719	CMTRX00008277	Bank Transaction Entry	RCT000038405			\$750.00	
1/15/2018	350,725	CMTRX00008277	Bank Transaction Entry	RCT000038411			\$750.00	
1/16/2018	350,732	CMTRX00008278	Bank Transaction Entry	RCT000038418			\$750.00	
1/18/2018	350,581	GLTRX00045497					\$648.32	
1/18/2018	350,747	CMTRX00008280	Bank Transaction Entry	RCT000038433			\$6,000.00	
1/19/2018	350,756	CMTRX00008281	Bank Transaction Entry	RCT000038442			\$750.00	
1/22/2018	350,765	CMTRX00008282	Bank Transaction Entry	RCT000038451			\$1,500.00	
1/23/2018	351,045	CMTRX00008284	Bank Transaction Entry	RCT000038460			\$1,500.00	
1/24/2018	351,053	CMTRX00008285	Bank Transaction Entry	RCT000038468			\$4,500.00	
1/25/2018	351,060	CMTRX00008286	Bank Transaction Entry	RCT000038475			\$1,500.00	
1/29/2018	351,068	CMTRX00008288	Bank Transaction Entry	RCT000038483			\$3,000.00	
1/29/2018	351,074	CMTRX00008288	Bank Transaction Entry	RCT000038489			\$1,500.00	
1/31/2018	351,089	CMTRX00008290	Bank Transaction Entry	RCT000038504			\$3,000.00	
2/1/2018	351,976	CMTRX00008295	Bank Transaction Entry	RCT000038557			\$750.00	
2/1/2018	352,717	PMTRX00011394	Purchases	WSC 37232.	Bauman, Robert	\$1,100.00		
2/6/2018	352,037	CMTRX00008298	Bank Transaction Entry	RCT000038579			\$750.00	
2/7/2018	352,148	CMTRX00008299	Bank Transaction Entry	RCT000038580			\$1,850.00	
2/7/2018	352,155	CMTRX00008299	Bank Transaction Entry	RCT000038587			\$3,000.00	
2/8/2018	352,165	CMTRX00008300	Bank Transaction Entry	RCT000038594			\$2,250.00	
2/9/2018	351,689	PMTRX00011371	Purchases	WSC 37529	Wagner, Pauldon E	\$750.00		
2/9/2018	352,172	CMTRX00008301	Bank Transaction Entry	RCT000038601			\$750.00	
2/12/2018	352,184	CMTRX00008302	Bank Transaction Entry	RCT000038608			\$3,000.00	
2/13/2018	352,192	CMTRX00008303	Bank Transaction Entry	RCT000038616			\$2,000.00	
2/14/2018	352,201	CMTRX00008304	Bank Transaction Entry	RCT000038624			\$6,000.00	
System:	DETAILED TRIAL B 9/24/2018	12:01:21 PM	Page:	244	User Date:	9/24/2018	User ID:	skampsen
N Ky Water District								
2/15/2018	352,209	CMTRX00008305	Bank Transaction Entry	RCT000038632			\$750.00	
2/21/2018	352,428	CMTRX00008310	Bank Transaction Entry	RCT000038656			\$750.00	
2/26/2018	352,661	CMTRX00008315	Bank Transaction Entry	RCT000038682			\$750.00	
2/26/2018	352,664	CMTRX00008315	Bank Transaction Entry	RCT000038685			\$2,250.00	
2/28/2018	352,675	CMTRX00008317	Bank Transaction Entry	RCT000038696			\$2,250.00	
3/1/2018	352,689	PMVVR00001368	Purchases	WSC 37232	Bauman, Robert	\$1,100.00		
3/1/2018	353,022	CMTRX00008324	Bank Transaction Entry	RCT000038751			\$750.00	
3/5/2018	353,031	CMTRX00008326	Bank Transaction Entry	RCT000038760			\$750.00	
3/5/2018	353,037	CMTRX00008326	Bank Transaction Entry	RCT000038766			\$750.00	
3/7/2018	353,381	CMTRX00008329	Bank Transaction Entry	RCT000038778			\$3,000.00	
3/7/2018	353,388	CMTRX00008329	Bank Transaction Entry	RCT000038785			\$3,750.00	
3/12/2018	353,425	CMTRX00008332	Bank Transaction Entry	RCT000038808			\$1,500.00	
3/13/2018	353,434	CMTRX00008333	Bank Transaction Entry	RCT000038817			\$750.00	
3/14/2018	353,567	CMTRX00008334	Bank Transaction Entry	RCT000038824			\$5,250.00	
3/15/2018	353,574	CMTRX00008335	Bank Transaction Entry	RCT000038831			\$2,250.00	
3/16/2018	353,581	CMTRX00008336	Bank Transaction Entry	RCT000038838			\$750.00	
3/20/2018	353,560	GLTRX00045913					\$960.29	
3/20/2018	354,097	CMTRX00008339	Bank Transaction Entry	RCT000038856			\$750.00	
3/21/2018	354,105	CMTRX00008340	Bank Transaction Entry	RCT000038864			\$1,500.00	
3/22/2018	354,112	CMTRX00008341	Bank Transaction Entry	RCT000038871			\$750.00	
3/23/2018	354,024	PMTRX00011420	Purchases	WSC 37606	Lunsford Custom Homes	\$750.00		
3/23/2018	354,119	CMTRX00008342	Bank Transaction Entry	RCT000038878			\$2,250.00	
3/26/2018	354,127	CMTRX00008343	Bank Transaction Entry	RCT000038886			\$750.00	
3/27/2018	354,135	CMTRX00008344	Bank Transaction Entry	RCT000038894			\$750.00	
3/28/2018	354,054	GLTRX00045956					\$1,412.73	
3/28/2018	354,055	GLTRX00045956					\$1,231.82	
3/28/2018	354,143	CMTRX00008345	Bank Transaction Entry	RCT000038902			\$3,750.00	
3/29/2018	354,267	CMTRX00008346	Bank Transaction Entry	RCT000038910			\$750.00	

4/3/2018	354,789	CMTRX00008354	Bank Transaction Entry	RCT000038975			\$2,600.00
4/4/2018	354,790	CMTRX00008355	Bank Transaction Entry	RCT000038976			\$750.00
4/4/2018	354,797	CMTRX00008355	Bank Transaction Entry	RCT000038983			\$750.00
4/5/2018	354,799	CMTRX00008356	Bank Transaction Entry	RCT000038985			\$750.00
4/9/2018	354,870	CMTRX00008358	Bank Transaction Entry	RCT000038999			\$2,250.00
4/11/2018	354,934	CMTRX00008360	Bank Transaction Entry	RCT000039014			\$2,250.00
4/11/2018	354,974	CMTRX00008360	Bank Transaction Entry	RCT000039020			\$4,500.00
4/16/2018	355,279	CMTRX00008364	Bank Transaction Entry	RCT000039038			\$750.00
4/18/2018	355,301	CMTRX00008366	Bank Transaction Entry	RCT000039060			\$1,500.00
4/20/2018	355,310	CMTRX00008368	Bank Transaction Entry	RCT000039069			\$1,100.00
4/23/2018	355,609	CMTRX00008370	Bank Transaction Entry	RCT000039084			\$3,750.00
4/24/2018	355,383	PMTRX00011452	Purchases	WSC 37674	Cutter Construction INC	\$750.00	
4/25/2018	355,618	CMTRX00008372	Bank Transaction Entry	RCT000039093			\$750.00
4/25/2018	355,625	CMTRX00008372	Bank Transaction Entry	RCT000039100			\$1,100.00
4/26/2018	355,626	CMTRX00008373	Bank Transaction Entry	RCT000039101			\$1,500.00
4/26/2018	355,627	CMTRX00008373	Bank Transaction Entry	RCT000039102			\$750.00
4/26/2018	355,632	CMTRX00008373	Bank Transaction Entry	RCT000039107			\$12,750.00
4/27/2018	355,633	CMTRX00008374	Bank Transaction Entry	RCT000039108			\$3,000.00
4/27/2018	355,639	CMTRX00008374	Bank Transaction Entry	RCT000039114			\$3,000.00
4/30/2018	355,640	CMTRX00008375	Bank Transaction Entry	RCT000039115			\$750.00
5/1/2018	356,011	PMTRX00011465	Purchases	WO# 18-03646	Carlisle, Tom	\$142.60	
5/1/2018	356,466	CMTRX00008382	Bank Transaction Entry	RCT000039183			\$1,500.00
5/2/2018	356,473	CMTRX00008383	Bank Transaction Entry	RCT000039190			\$1,500.00
5/4/2018	356,487	CMTRX00008385	Bank Transaction Entry	RCT000039204			\$750.00
5/7/2018	356,488	CMTRX00008386	Bank Transaction Entry	RCT000039205			\$750.00
5/7/2018	356,494	CMTRX00008386	Bank Transaction Entry	RCT000039211			\$750.00
5/8/2018	356,503	CMTRX00008387	Bank Transaction Entry	RCT000039219			\$750.00
5/9/2018	356,511	CMTRX00008388	Bank Transaction Entry	RCT000039227			\$2,250.00
5/10/2018	356,518	CMTRX00008389	Bank Transaction Entry	RCT000039234			\$750.00
5/11/2018	356,519	CMTRX00008390	Bank Transaction Entry	RCT000039235			\$1,100.00
5/11/2018	356,525	CMTRX00008390	Bank Transaction Entry	RCT000039241			\$7,500.00
5/14/2018	356,533	CMTRX00008391	Bank Transaction Entry	RCT000039249			\$1,500.00
5/15/2018	356,879	CMTRX00008393	Bank Transaction Entry	RCT000039258			\$750.00
5/16/2018	356,264	GLTRX00046221					\$815.15
5/16/2018	356,265	GLTRX00046221					\$911.76
5/16/2018	356,266	GLTRX00046221					\$941.46
5/16/2018	356,580	PMTRX00011480	Purchases	WSC 37697	Buttermilk Enterprises	\$750.00	
5/16/2018	356,672	PMTRX00011481	Purchases	WSC 37469	Skyline Development	\$1,100.00	
5/16/2018	356,887	CMTRX00008394	Bank Transaction Entry	RCT000039266			\$750.00
5/17/2018	356,894	CMTRX00008395	Bank Transaction Entry	RCT000039273			\$1,500.00
5/18/2018	356,902	CMTRX00008396	Bank Transaction Entry	RCT000039281			\$1,500.00
5/21/2018	356,904	CMTRX00008397	Bank Transaction Entry	RCT000039283			\$1,500.00
5/21/2018	356,910	CMTRX00008397	Bank Transaction Entry	RCT000039289			\$1,500.00
5/22/2018	356,918	CMTRX00008398	Bank Transaction Entry	RCT000039297			\$1,500.00
5/24/2018	356,538	GLTRX00046255					\$750.00
5/25/2018	356,568	GLTRX00046257					\$1,582.11
System:	DETAILED TRIAL B 9/24/2018	12:01:21 PM	Page:	245	User Date:	9/24/2018	User ID: skampsen
N Ky Water District							
5/25/2018	356,935	CMTRX00008401	Bank Transaction Entry	RCT000039314			\$750.00
5/25/2018	356,940	CMTRX00008401	Bank Transaction Entry	RCT000039319			\$750.00
5/29/2018	356,948	CMTRX00008402	Bank Transaction Entry	RCT000039327			\$750.00
5/30/2018	356,956	CMTRX00008403	Bank Transaction Entry	RCT000039335			\$3,000.00
5/30/2018	357,008	PMTRX00011488	Purchases	WSC 37756	Lunsford Custom Homes	\$750.00	
5/31/2018	356,957	CMTRX00008404	Bank Transaction Entry	RCT000039336			\$3,000.00
5/31/2018	356,964	CMTRX00008404	Bank Transaction Entry	RCT000039343			\$1,850.00
6/1/2018	357,531	CMTRX00008408	Bank Transaction Entry	RCT000039394			\$750.00
6/4/2018	357,388	PMTRX00011499	Purchases	WSC 37762	Flynn, Jason	\$750.00	
6/4/2018	357,544	CMTRX00008409	Bank Transaction Entry	RCT000039407			\$3,000.00
6/5/2018	357,551	CMTRX00008410	Bank Transaction Entry	RCT000039414			\$8,600.00

6/6/2018	357,558	CMTRX00008411	Bank Transaction Entry	RCT000039421				\$3,750.00
6/7/2018	357,565	CMTRX00008412	Bank Transaction Entry	RCT000039428				\$1,500.00
6/11/2018	357,580	CMTRX00008414	Bank Transaction Entry	RCT000039443				\$750.00
6/14/2018	357,599	GLTRX00046396				\$750.00		
6/14/2018	357,870	CMTRX00008418	Bank Transaction Entry	RCT000039467				\$2,250.00
6/15/2018	357,877	CMTRX00008419	Bank Transaction Entry	RCT000039474				\$426.36
6/19/2018	358,209	CMTRX00008422	Bank Transaction Entry	RCT000039491				\$3,750.00
6/20/2018	358,216	CMTRX00008423	Bank Transaction Entry	RCT000039498				\$1,500.00
6/21/2018	358,217	CMTRX00008424	Bank Transaction Entry	RCT000039499				\$1,100.00
6/21/2018	358,224	CMTRX00008424	Bank Transaction Entry	RCT000039506				\$7,500.00
6/22/2018	358,225	CMTRX00008425	Bank Transaction Entry	RCT000039507				\$750.00
6/22/2018	358,226	CMTRX00008425	Bank Transaction Entry	RCT000039508				\$750.00
6/22/2018	358,231	CMTRX00008425	Bank Transaction Entry	RCT000039513				\$1,500.00
6/25/2018	358,239	CMTRX00008426	Bank Transaction Entry	RCT000039521				\$2,250.00
6/27/2018	358,328	CMTRX00008430	Bank Transaction Entry	RCT000039540				\$2,250.00
6/28/2018	358,336	CMTRX00008431	Bank Transaction Entry	RCT000039548				\$2,250.00
6/29/2018	358,850	CMTRX00008434	Bank Transaction Entry	RCT000039574				\$2,250.00

Totals:	Account:	479-0002-000	Net Change	Ending Balance				
Description:	Contributed Capital - Deferred Assessm		(\$219,487.40)	(\$219,487.40)	\$7,592.60			\$227,080.00

Account:	479-0003-000							
Trx Date	Jrnl No.	Orig. Audit Trail	Distribution Reference	Beginning Balance:	Orig. Master Name	Debit	Credit	
1/22/2018	350,765	CMTRX00008282	Bank Transaction Entry	RCT000038451				\$558.23

Totals:	Account:	479-0003-000	Net Change	Ending Balance				
Description:	Contributed Capital - Subdivision system		(\$558.23)	(\$558.23)	\$0.00			\$558.23

Account:	479-0004-000							
Trx Date	Jrnl No.	Orig. Audit Trail	Distribution Reference	Beginning Balance:	Orig. Master Name	Debit	Credit	
6/30/2018	358,878	GLTRX00046562						\$195,677.50
6/30/2018	359,204	GLTRX00046599						\$100,517.98

Totals:	Account:	479-0004-000	Net Change	Ending Balance				
Description:	Depreciation Expense		(\$296,195.48)	(\$296,195.48)	\$0.00			\$296,195.48

Account:	503-0000-000							
Trx Date	Jrnl No.	Orig. Audit Trail	Distribution Reference	Beginning Balance:	Orig. Master Name	Debit	Credit	
1/31/2018	351,121	GLTRX00045550				\$940,000.00		
2/26/2018	352,504	GLTRX00045758				\$940,000.00		
3/29/2018	354,147	GLTRX00045966				\$970,000.00		
4/30/2018	355,337	GLTRX00046105				\$970,000.00		
5/31/2018	356,804	GLTRX00046258				\$970,000.00		
6/30/2018	358,192	GLTRX00046429				\$970,000.00		
6/30/2018	359,208	GLTRX00046624						\$100,806.91
6/30/2018	359,257	GLTRX00046625				\$100,806.91		
6/30/2018	359,261	GLTRX00046626				\$100,806.91		
6/30/2018	359,341	GLTRX00046633				\$265.20		
6/30/2018	360,683	GLTRX00046819						\$55,953.72

Totals:	Account:	503-0000-000	Net Change	Ending Balance				
Description:	Amort of Acq. Adj.		\$5,805,118.39	\$5,805,118.39	\$5,961,879.02			\$156,760.63

Account:	506-0001-000							
Trx Date	Jrnl No.	Orig. Audit Trail	Distribution Reference	Beginning Balance:	Orig. Master Name	Debit	Credit	
1/31/2018	351,122	GLTRX00045551				\$16,760.00		
2/26/2018	352,505	GLTRX00045759				\$16,760.00		
3/29/2018	354,146	GLTRX00045965				\$16,760.00		
4/30/2018	355,338	GLTRX00046106				\$16,760.00		
5/31/2018	356,805	GLTRX00046259				\$16,760.00		
6/30/2018	358,193	GLTRX00046430				\$16,760.00		

System: DETAILED TRIAL B 9/24/2018 12:01:21 PM Page: 246 User Date: 9/24/2018 User ID: skampsen

Totals:	Account:	506-0001-000	Net Change	Ending Balance				
Description:	Interest Expense		\$100,560.00	\$100,560.00	\$100,560.00			\$0.00

Account:	527-0001-000							
Trx Date	Jrnl No.	Orig. Audit Trail	Distribution Reference	Beginning Balance:	Orig. Master Name	Debit	Credit	

1/1/2018	351,453	CMTRX00008293	Bank Transaction Entry	DAJ000038531		\$5,312.61	
1/31/2018	351,471	GLTRX00045603				\$747,879.27	
1/31/2018	351,665	GLTRX00045644				\$4,047.88	
2/1/2018	352,509	CMTRX00008312	Bank Transaction Entry	DAJ000038670		\$5,171.39	
2/1/2018	353,098	GLTRX00045877					\$421,510.58
2/28/2018	352,519	GLTRX00045784				\$714,160.76	
3/1/2018	354,274	CMTRX00008347	Bank Transaction Entry	DAJ000038911		\$5,029.82	
3/31/2018	354,497	GLTRX00046024				\$713,982.85	
4/1/2018	354,689	CMTRX00008352	Bank Transaction Entry	DAJ000038960		\$4,887.90	
4/30/2018	355,992	GLTRX00046199				\$712,543.70	
5/1/2018	355,986	CMTRX00008379	Bank Transaction Entry	DAJ000039171		\$4,745.63	
5/1/2018	358,387	GLTRX00046474					\$90,675.00
5/31/2018	357,582	GLTRX00046386				\$713,184.72	
6/1/2018	358,261	CMTRX00008429	Bank Transaction Entry	DAJ000039532		\$4,602.99	
6/29/2018	358,428	GLTRX00046478				\$713,281.75	
6/29/2018	358,429	GLTRX00046478					\$50.52
6/29/2018	358,434	GLTRX00046479					\$0.69
6/30/2018	358,648	GLTRX00046528				\$75.79	
6/30/2018	359,031	GLTRX00046581				\$49,963.53	

Account:	527-0002-000	Trx Date	Jrnl No.	Orig. Audit Trail	Totals:	Account:	527-0001-000	Net Change	Ending Balance	Debit	Credit
					Description:	Deposit Interest Expense	Beginning Balance:	\$3,886,633.80	\$3,886,633.80	\$4,398,870.59	\$512,236.79
					Distribution Reference		Orig. Master Number	\$0.00			
							Orig. Master Name				
1/31/2018	351,768	GLTRX00045648								\$5.90	
1/31/2018	359,430	GLTRX00046635								\$1,218.27	
2/28/2018	352,989	GLTRX00045857								\$29.50	
2/28/2018	359,431	GLTRX00046635								\$1,210.62	
3/30/2018	354,649	GLTRX00046032								\$1,247.47	
4/30/2018	355,732	GLTRX00046178								\$1,198.47	
5/31/2018	357,229	GLTRX00046350								\$1,203.47	
6/30/2018	358,909	GLTRX00046572								\$1,205.12	
6/30/2018	359,693	GLTRX00046691								\$214.86	

Account:	528-0001-000	Trx Date	Jrnl No.	Orig. Audit Trail	Totals:	Account:	527-0002-000	Net Change	Ending Balance	Debit	Credit
					Description: <td>Amort. of Bond Discount/Premium</td> <td>Beginning Balance: <td>\$7,533.68</td> <td>\$7,533.68</td> <td>\$7,533.68</td> <td>\$0.00</td> </td>	Amort. of Bond Discount/Premium	Beginning Balance: <td>\$7,533.68</td> <td>\$7,533.68</td> <td>\$7,533.68</td> <td>\$0.00</td>	\$7,533.68	\$7,533.68	\$7,533.68	\$0.00
					Distribution Reference		Orig. Master Number	\$0.00			
							Orig. Master Name				
1/31/2018	351,123	GLTRX00045552									\$119,835.97
2/26/2018	352,508	GLTRX00045762									\$119,835.97
3/29/2018	354,145	GLTRX00045964									\$119,835.97
4/30/2018	355,339	GLTRX00046107									\$119,835.97
5/31/2018	356,806	GLTRX00046260									\$119,835.97
6/30/2018	358,194	GLTRX00046431									\$119,835.97

Account:	529-0003-000	Trx Date	Jrnl No.	Orig. Audit Trail	Totals:	Account:	528-0001-000	Net Change	Ending Balance	Debit	Credit
					Description: <td>Gain/Loss on Early Ext. of Debt</td> <td>Beginning Balance: <td>(\$719,015.82)</td> <td>(\$719,015.82)</td> <td>\$0.00</td> <td>\$719,015.82</td> </td>	Gain/Loss on Early Ext. of Debt	Beginning Balance: <td>(\$719,015.82)</td> <td>(\$719,015.82)</td> <td>\$0.00</td> <td>\$719,015.82</td>	(\$719,015.82)	(\$719,015.82)	\$0.00	\$719,015.82
					Distribution Reference		Orig. Master Number	\$0.00			
							Orig. Master Name				
1/31/2018	351,125	GLTRX00045554								\$32,285.51	
2/26/2018	352,507	GLTRX00045761								\$32,285.51	
3/29/2018	354,148	GLTRX00045967								\$32,285.51	
4/30/2018	355,341	GLTRX00046109								\$32,285.51	
5/31/2018	356,808	GLTRX00046262								\$32,285.51	
6/30/2018	358,196	GLTRX00046433								\$32,285.51	

Account:	530-0001-000	Trx Date	Jrnl No.	Orig. Audit Trail	Totals:	Account:	529-0003-000	Net Change	Ending Balance	Debit	Credit
					Description: <td>Loss on Abandonment of Mains</td> <td>Beginning Balance: <td>\$193,713.06</td> <td>\$193,713.06</td> <td>\$193,713.06</td> <td>\$0.00</td> </td>	Loss on Abandonment of Mains	Beginning Balance: <td>\$193,713.06</td> <td>\$193,713.06</td> <td>\$193,713.06</td> <td>\$0.00</td>	\$193,713.06	\$193,713.06	\$193,713.06	\$0.00
					Distribution Reference		Orig. Master Number	\$0.00			
							Orig. Master Name				
6/30/2018	358,900	GLTRX00046564								\$100,436.02	
6/30/2018	358,901	GLTRX00046564								\$37,035.18	

N Ky Water District

6/30/2018	358,902	GLTRX00046564						\$39,674.55	
6/30/2018	358,903	GLTRX00046564						\$5,963.70	
			Totals:	Account:	530-0001-000	Net Change	Ending Balance		
			Description:	Labor Ops. - FTTP	Beginning Balance:	\$183,109.45	\$183,109.45	\$183,109.45	\$0.00
Account:	601-3100-001				Orig. Master Number	Orig. Master Name		Debit	Credit
Trx Date	Jrnl No.	Orig. Audit Trail	Distribution Reference						
1/1/2018	350,098	GLREV00045444							\$15,002.98
1/31/2018	350,716	GLTRX00045517						\$50,700.58	
1/31/2018	351,498	GLTRX00045619						\$18,689.55	
2/1/2018	351,498	GLREV00045619							\$18,689.55
2/28/2018	352,145	GLTRX00045726						\$46,912.78	
2/28/2018	352,991	GLTRX00045859						\$18,678.89	
3/1/2018	352,991	GLREV00045859							\$18,678.89
3/27/2018	353,960	GLTRX00045949						\$58,886.92	
3/31/2018	354,286	GLTRX00045993						\$12,187.71	
4/1/2018	354,286	GLREV00045993							\$12,187.71
4/30/2018	355,342	GLTRX00046110						\$48,104.20	
4/30/2018	355,973	GLTRX00046191						\$14,850.60	
5/1/2018	355,973	GLREV00046191							\$14,850.60
5/31/2018	356,535	GLTRX00046242						\$49,105.15	
5/31/2018	357,113	GLTRX00046328						\$20,975.10	
6/1/2018	357,113	GLREV00046328							\$20,975.10
6/30/2018	358,256	GLTRX00046469						\$62,754.93	
6/30/2018	358,836	GLTRX00046547						\$12,447.70	
6/30/2018	358,908	GLTRX00046571						\$101,040.70	
6/30/2018	359,046	GLTRX00046586							\$101,040.70
6/30/2018	359,048	GLTRX00046588							\$24,523.23
6/30/2018	359,052	GLTRX00046591						\$24,523.23	
6/30/2018	359,053	GLTRX00046592						\$24,523.23	
			Totals:	Account:	601-3100-001	Net Change	Ending Balance		
			Description:	Labor - TMTP	Beginning Balance:	\$338,432.51	\$338,432.51	\$564,381.27	\$225,948.76
Account:	601-3100-002				Orig. Master Number	Orig. Master Name		Debit	Credit
Trx Date	Jrnl No.	Orig. Audit Trail	Distribution Reference						
1/1/2018	350,098	GLREV00045444							\$1,526.79
1/31/2018	350,716	GLTRX00045517						\$7,758.84	
1/31/2018	351,498	GLTRX00045619						\$2,127.20	
2/1/2018	351,498	GLREV00045619							\$2,127.20
2/28/2018	352,145	GLTRX00045726						\$6,486.94	
2/28/2018	352,991	GLTRX00045859						\$3,575.20	
3/1/2018	352,991	GLREV00045859							\$3,575.20
3/27/2018	353,960	GLTRX00045949						\$9,926.40	
3/31/2018	354,286	GLTRX00045993						\$3,216.82	
4/1/2018	354,286	GLREV00045993							\$3,216.82
4/30/2018	355,342	GLTRX00046110						\$9,999.82	
4/30/2018	355,973	GLTRX00046191						\$2,755.68	
5/1/2018	355,973	GLREV00046191							\$2,755.68
5/31/2018	356,535	GLTRX00046242						\$8,858.68	
5/31/2018	357,113	GLTRX00046328						\$3,694.84	
6/1/2018	357,113	GLREV00046328							\$3,694.84
6/30/2018	358,256	GLTRX00046469						\$10,096.91	
6/30/2018	358,836	GLTRX00046547						\$1,765.20	
6/30/2018	358,908	GLTRX00046571						\$13,327.39	
6/30/2018	359,046	GLTRX00046586							\$13,327.39
6/30/2018	359,048	GLTRX00046588							\$3,773.26
6/30/2018	359,052	GLTRX00046591						\$3,773.26	
6/30/2018	359,053	GLTRX00046592						\$3,773.26	
			Totals:	Account:	601-3100-002	Net Change	Ending Balance		
			Description:			\$57,139.26	\$57,139.26	\$91,136.44	\$33,997.18

Account:	601-3100-003		Description:	Labor - Laboratory	Beginning Balance:	\$0.00			
Trx Date	Jrnl No.	Orig. Audit Trail	Distribution Reference		Orig. Master Number	Orig. Master Name	Debit	Credit	
1/1/2018	350,098	GLREV00045444						\$11,578.89	
1/31/2018	350,716	GLTRX00045517					\$41,870.08		
1/31/2018	351,498	GLTRX00045619					\$16,403.84		
2/1/2018	351,498	GLREV00045619						\$16,403.84	
2/28/2018	352,145	GLTRX00045726					\$41,581.32		
2/28/2018	352,991	GLTRX00045859					\$16,468.35		
3/1/2018	352,991	GLREV00045859						\$16,468.35	
System:	DETAILED TRIAL B 9/24/2018		12:01:21 PM	Page:	248	User Date:	9/24/2018	User ID:	skampsen
N Ky Water District									
3/27/2018	353,960	GLTRX00045949					\$52,344.97		
3/31/2018	354,286	GLTRX00045993					\$10,333.26		
4/1/2018	354,286	GLREV00045993						\$10,333.26	
4/30/2018	355,342	GLTRX00046110					\$41,334.72		
4/30/2018	355,973	GLTRX00046191					\$13,328.78		
5/1/2018	355,973	GLREV00046191						\$13,328.78	
5/31/2018	356,535	GLTRX00046242					\$42,263.45		
5/31/2018	357,113	GLTRX00046328					\$18,303.97		
6/1/2018	357,113	GLREV00046328						\$18,303.97	
6/30/2018	358,256	GLTRX00046469					\$53,650.33		
6/30/2018	358,836	GLTRX00046547					\$10,788.15		
6/30/2018	358,908	GLTRX00046571					\$73,010.58		
6/30/2018	359,046	GLTRX00046586						\$73,010.58	
6/30/2018	359,048	GLTRX00046588						\$10,503.59	
6/30/2018	359,052	GLTRX00046591					\$10,503.59		
6/30/2018	359,053	GLTRX00046592					\$10,503.59		
					Net Change	Ending Balance			
					\$282,757.72	\$282,757.72	\$452,688.98	\$169,931.26	

Account:	601-3100-029		Description:	Labor-Memorial Pkwy. Treatment Plant	Beginning Balance:	\$0.00		
Trx Date	Jrnl No.	Orig. Audit Trail	Distribution Reference		Orig. Master Number	Orig. Master Name	Debit	Credit
1/1/2018	350,098	GLREV00045444						\$3,423.46
1/31/2018	350,716	GLTRX00045517					\$12,622.77	
1/31/2018	351,498	GLTRX00045619					\$5,510.07	
2/1/2018	351,498	GLREV00045619						\$5,510.07
2/28/2018	352,145	GLTRX00045726					\$13,658.69	
2/28/2018	352,991	GLTRX00045859					\$5,238.68	
3/1/2018	352,991	GLREV00045859						\$5,238.68
3/27/2018	353,960	GLTRX00045949					\$17,674.42	
3/31/2018	354,286	GLTRX00045993					\$3,224.85	
4/1/2018	354,286	GLREV00045993						\$3,224.85
4/30/2018	355,342	GLTRX00046110					\$14,117.18	
4/30/2018	355,973	GLTRX00046191					\$4,068.84	
5/1/2018	355,973	GLREV00046191						\$4,068.84
5/31/2018	356,535	GLTRX00046242					\$10,087.53	
5/31/2018	357,113	GLTRX00046328					\$3,112.80	
6/1/2018	357,113	GLREV00046328						\$3,112.80
6/30/2018	358,256	GLTRX00046469					\$9,072.15	
6/30/2018	358,836	GLTRX00046547					\$1,702.00	
6/30/2018	358,908	GLTRX00046571					\$14,459.02	
6/30/2018	359,046	GLTRX00046586						\$14,459.02
6/30/2018	359,048	GLTRX00046588					\$4,810.98	
6/30/2018	359,052	GLTRX00046591						\$4,810.98
6/30/2018	359,053	GLTRX00046592						\$4,810.98
					Net Change	Ending Balance		
					\$70,700.30	\$70,700.30	\$119,359.98	\$48,659.68

Account:	601-4100-001		Description:	Labor Maint. - FFTP	Beginning Balance:	\$0.00		
Trx Date	Jrnl No.	Orig. Audit Trail	Distribution Reference		Orig. Master Number	Orig. Master Name	Debit	Credit
1/1/2018	350,098	GLREV00045444						\$9,118.29

1/31/2018	350,716	GLTRX00045517					\$12,913.99	
1/31/2018	350,716	GLTRX00045517					\$22,026.15	
1/31/2018	351,498	GLTRX00045619					\$13,498.83	
2/1/2018	351,498	GLREV00045619						\$13,498.83
2/28/2018	352,145	GLTRX00045726					\$16,482.27	
2/28/2018	352,145	GLTRX00045726					\$17,568.89	
2/28/2018	352,991	GLTRX00045859					\$13,143.21	
3/1/2018	352,991	GLREV00045859						\$13,143.21
3/27/2018	353,960	GLTRX00045949					\$22,362.61	
3/27/2018	353,960	GLTRX00045949					\$20,328.02	
3/31/2018	354,286	GLTRX00045993					\$8,260.96	
4/1/2018	354,286	GLREV00045993						\$8,260.96
4/30/2018	355,342	GLTRX00046110					\$18,027.73	
4/30/2018	355,342	GLTRX00046110					\$15,609.96	
4/30/2018	355,973	GLTRX00046191					\$10,890.85	
5/1/2018	355,973	GLREV00046191						\$10,890.85
5/31/2018	356,535	GLTRX00046242					\$17,775.28	
5/31/2018	356,535	GLTRX00046242					\$15,530.57	
5/31/2018	357,113	GLTRX00046328					\$14,745.92	
6/1/2018	357,113	GLREV00046328						\$14,745.92
6/30/2018	358,256	GLTRX00046469					\$22,305.31	
System:	DETAILED TRIAL B 9/24/2018	12:01:21 PM	Page:	249	User Date:	9/24/2018	User ID:	skampsen
N Ky Water District								
6/30/2018	358,256	GLTRX00046469					\$23,709.58	
6/30/2018	358,836	GLTRX00046547					\$10,737.85	

Account:	Trx Date	Jrnl No.	Orig. Audit Trail	Totals:	Account:	601-4100-001	Net Change	Ending Balance	
				Description:	Labor - Instrumentation	Beginning Balance:	\$226,259.92	\$295,917.98	\$69,658.06
				Distribution Reference		Orig. Master Number	\$0.00		
						Orig. Master Name		Debit	Credit
1/1/2018	350,098	GLREV00045444							\$6,314.47
1/31/2018	350,716	GLTRX00045517						\$21,438.12	
1/31/2018	351,498	GLTRX00045619						\$7,976.52	
2/1/2018	351,498	GLREV00045619							\$7,976.52
2/28/2018	352,145	GLTRX00045726						\$19,943.25	
2/28/2018	352,991	GLTRX00045859						\$8,258.93	
3/1/2018	352,991	GLREV00045859							\$8,258.93
3/27/2018	353,960	GLTRX00045949						\$25,261.08	
3/31/2018	354,286	GLTRX00045993						\$4,774.84	
4/1/2018	354,286	GLREV00045993							\$4,774.84
4/30/2018	355,342	GLTRX00046110						\$19,669.12	
4/30/2018	355,973	GLTRX00046191						\$6,218.09	
5/1/2018	355,973	GLREV00046191							\$6,218.09
5/31/2018	356,535	GLTRX00046242						\$19,461.00	
5/31/2018	357,113	GLTRX00046328						\$8,562.54	
6/1/2018	357,113	GLREV00046328							\$8,562.54
6/30/2018	358,256	GLTRX00046469						\$24,216.49	
6/30/2018	358,836	GLTRX00046547						\$4,215.22	
6/30/2018	358,908	GLTRX00046571						\$12,387.53	
6/30/2018	359,046	GLTRX00046586							\$12,387.53
6/30/2018	359,048	GLTRX00046588						\$1,368.37	
6/30/2018	359,052	GLTRX00046591							\$1,368.37
6/30/2018	359,053	GLTRX00046592							\$1,368.37

Account:	Trx Date	Jrnl No.	Orig. Audit Trail	Totals:	Account:	601-4100-020	Net Change	Ending Balance	
				Description:	Operations Labor - Engineering	Beginning Balance:	\$126,521.44	\$126,521.44	\$183,751.10
				Distribution Reference		Orig. Master Number	\$0.00		\$57,229.66
						Orig. Master Name		Debit	Credit
1/1/2018	350,098	GLREV00045444							\$24,288.00
1/31/2018	350,716	GLTRX00045517						\$44,088.22	
1/31/2018	351,498	GLTRX00045619						\$9,171.60	



2/1/2018	351,498	GLREV00045619							\$9,171.60
2/28/2018	352,145	GLTRX00045726					\$26,839.49		
2/28/2018	352,991	GLTRX00045859					\$12,152.82		
3/1/2018	352,991	GLREV00045859							\$12,152.82
3/27/2018	353,960	GLTRX00045949					\$35,676.95		
3/31/2018	354,286	GLTRX00045993					\$7,247.49		
4/1/2018	354,286	GLREV00045993							\$7,247.49
4/30/2018	355,342	GLTRX00046110					\$26,719.40		
4/30/2018	355,973	GLTRX00046191					\$8,467.09		
5/1/2018	355,973	GLREV00046191							\$8,467.09
5/31/2018	356,535	GLTRX00046242					\$26,013.16		
5/31/2018	357,113	GLTRX00046328					\$12,896.28		
6/1/2018	357,113	GLREV00046328							\$12,896.28
6/30/2018	358,256	GLTRX00046469					\$32,983.56		
6/30/2018	358,836	GLTRX00046547					\$5,455.16		
6/30/2018	358,908	GLTRX00046571					\$100,399.95		
6/30/2018	359,046	GLTRX00046586							\$100,399.95
6/30/2018	359,048	GLTRX00046588							\$12,965.97
6/30/2018	359,052	GLTRX00046591					\$12,965.97		
6/30/2018	359,053	GLTRX00046592					\$12,965.97		

Account: 601-5101-031			Totals:	Account: 601-5101-030	Net Change	Ending Balance			
Trx Date Jrnl No. Orig. Audit Trail			Description:	Operations Labor - Distribution	\$186,453.91	\$186,453.91	\$374,043.11	\$187,589.20	
1/1/2018 350,098 GLREV00045444			Distribution Reference	Beginning Balance:	\$0.00			Debit	Credit
1/31/2018 350,716 GLTRX00045517				Orig. Master Number	Orig. Master Name			\$178.15	\$14.54

System: DETAILED TRIAL B 9/24/2018			Totals:	Account: 601-5101-031	Net Change	Ending Balance			
N Ky Water District			12:01:21 PM	Page: 250	\$163.61	\$163.61	\$178.15	\$14.54	
Account: 601-5101-033			Description:	Labor - Flushing	User Date:	9/24/2018	User ID:	skampsen	
Trx Date Jrnl No. Orig. Audit Trail			Distribution Reference	Beginning Balance:	\$0.00			Debit	Credit
3/27/2018 353,960 GLTRX00045949				Orig. Master Number	Orig. Master Name			\$1,048.16	
3/31/2018 354,286 GLTRX00045993								\$409.36	
4/1/2018 354,286 GLREV00045993									\$409.36
4/30/2018 355,342 GLTRX00046110							\$2,949.87		
4/30/2018 355,973 GLTRX00046191							\$1,040.80		
5/1/2018 355,973 GLREV00046191									\$1,040.80
5/31/2018 356,535 GLTRX00046242							\$2,576.84		
5/31/2018 357,113 GLTRX00046328							\$1,324.12		
6/1/2018 357,113 GLREV00046328									\$1,324.12
6/30/2018 358,256 GLTRX00046469							\$3,436.84		
6/30/2018 358,836 GLTRX00046547							\$1,386.88		

Account: 601-5102-030			Totals:	Account: 601-5101-033	Net Change	Ending Balance			
Trx Date Jrnl No. Orig. Audit Trail			Description:	Clerk Labor - Engineering	\$11,398.59	\$11,398.59	\$14,172.87	\$2,774.28	
1/1/2018 350,098 GLREV00045444			Distribution Reference	Beginning Balance:	\$0.00			Debit	Credit
1/31/2018 350,716 GLTRX00045517				Orig. Master Number	Orig. Master Name			\$6,004.03	\$1,749.60
1/31/2018 351,498 GLTRX00045619								\$2,345.40	
2/1/2018 351,498 GLREV00045619									\$2,345.40
2/28/2018 352,145 GLTRX00045726							\$5,971.89		
2/28/2018 352,991 GLTRX00045859							\$2,384.66		
3/1/2018 352,991 GLREV00045859									\$2,384.66
3/27/2018 353,960 GLTRX00045949							\$7,538.48		
3/31/2018 354,286 GLTRX00045993							\$1,497.88		
4/1/2018 354,286 GLREV00045993									\$1,497.88
4/30/2018 355,342 GLTRX00046110							\$5,908.10		
4/30/2018 355,973 GLTRX00046191							\$1,872.56		





4/30/2018	355,342	GLTRX00046110					\$102,494.05	
4/30/2018	355,973	GLTRX00046191					\$36,292.53	
5/1/2018	355,973	GLREV00046191						\$36,292.53
5/31/2018	356,535	GLTRX00046242					\$107,980.63	
5/31/2018	357,113	GLTRX00046328					\$47,686.30	
6/1/2018	357,113	GLREV00046328						\$47,686.30
6/30/2018	358,256	GLTRX00046469					\$144,567.60	
6/30/2018	358,836	GLTRX00046547					\$27,330.80	
6/30/2018	358,908	GLTRX00046571					\$107,469.26	
6/30/2018	359,046	GLTRX00046586						\$107,469.26
6/30/2018	359,048	GLTRX00046588						\$12,755.35
6/30/2018	359,052	GLTRX00046591					\$12,755.35	
6/30/2018	359,053	GLTRX00046592					\$12,755.35	

Account: 601-6107-031			Totals:	Account: 601-6106-031	Net Change	Ending Balance		
Trx Date			Description:	Dist. Labor - Maint. Of Services	\$790,139.08	\$790,139.08	\$1,164,711.31	\$374,572.23
Trx Date			Distribution Reference	Beginning Balance:	\$0.00			
Trx Date			Orig. Audit Trail	Orig. Master Number	Orig. Master Name		Debit	Credit
1/1/2018	350,098	GLREV00045444						\$1,111.06
1/31/2018	350,716	GLTRX00045517					\$2,013.91	
1/31/2018	351,498	GLTRX00045619					\$1,825.28	
2/1/2018	351,498	GLREV00045619						\$1,825.28
2/28/2018	352,145	GLTRX00045726					\$4,645.68	
2/28/2018	352,991	GLTRX00045859					\$1,615.35	
3/1/2018	352,991	GLREV00045859						\$1,615.35
3/27/2018	353,960	GLTRX00045949					\$6,584.22	
3/31/2018	354,286	GLTRX00045993					\$1,563.91	
4/1/2018	354,286	GLREV00045993						\$1,563.91
4/30/2018	355,342	GLTRX00046110					\$8,163.52	
4/30/2018	355,973	GLTRX00046191					\$2,359.87	
5/1/2018	355,973	GLREV00046191						\$2,359.87
5/31/2018	356,535	GLTRX00046242					\$6,999.52	
5/31/2018	357,113	GLTRX00046328					\$1,797.19	
6/1/2018	357,113	GLREV00046328						\$1,797.19
6/30/2018	358,256	GLTRX00046469					\$5,049.41	
6/30/2018	358,836	GLTRX00046547					\$416.16	

Account: 601-6109-031			Totals:	Account: 601-6107-031	Net Change	Ending Balance		
Trx Date			Description:	Dist. Labor - Maint. Of Hydrants	\$32,761.36	\$32,761.36	\$43,034.02	\$10,272.66
Trx Date			Distribution Reference	Beginning Balance:	\$0.00			
Trx Date			Orig. Audit Trail	Orig. Master Number	Orig. Master Name		Debit	Credit
1/31/2018	350,716	GLTRX00045517					\$1,869.68	
1/31/2018	351,498	GLTRX00045619					\$1,606.39	
2/1/2018	351,498	GLREV00045619						\$1,606.39
2/28/2018	352,145	GLTRX00045726					\$2,869.36	
2/28/2018	352,991	GLTRX00045859					\$411.20	
3/1/2018	352,991	GLREV00045859						\$411.20
3/27/2018	353,960	GLTRX00045949					\$1,360.20	
3/31/2018	354,286	GLTRX00045993					\$374.40	
4/1/2018	354,286	GLREV00045993						\$374.40
4/30/2018	355,342	GLTRX00046110					\$2,191.12	
4/30/2018	355,973	GLTRX00046191					\$1,110.54	
5/1/2018	355,973	GLREV00046191						\$1,110.54
5/31/2018	356,535	GLTRX00046242					\$4,420.16	
5/31/2018	357,113	GLTRX00046328					\$1,615.43	
6/1/2018	357,113	GLREV00046328						\$1,615.43
6/30/2018	358,256	GLTRX00046469					\$4,523.20	
6/30/2018	358,836	GLTRX00046547					\$205.60	

Account:	601-7101-050		Totals:	Account:	601-6109-031	\$17,439.32	\$17,439.32	\$22,557.28	\$5,117.96
Trx Date	Jrnl No.	Orig. Audit Trail	Description:	Meter Readers Labor	Beginning Balance:	\$0.00		Debit	Credit
			Distribution Reference		Orig. Master Number	Orig. Master Name			
1/1/2018	350,098	GLREV00045444							\$1,018.07
1/31/2018	350,716	GLTRX00045517						\$3,723.28	
1/31/2018	351,498	GLTRX00045619						\$1,408.63	
2/1/2018	351,498	GLREV00045619							\$1,408.63
2/28/2018	352,145	GLTRX00045726						\$3,585.60	
2/28/2018	352,991	GLTRX00045859						\$1,408.63	
3/1/2018	352,991	GLREV00045859							\$1,408.63
3/27/2018	353,960	GLTRX00045949						\$4,482.00	
3/31/2018	354,286	GLTRX00045993						\$896.40	
4/1/2018	354,286	GLREV00045993							\$896.40
4/30/2018	355,342	GLTRX00046110						\$3,585.60	
4/30/2018	355,973	GLTRX00046191						\$1,152.51	
5/1/2018	355,973	GLREV00046191							\$1,152.51
5/31/2018	356,535	GLTRX00046242						\$3,585.60	
5/31/2018	357,113	GLTRX00046328						\$1,536.69	
6/1/2018	357,113	GLREV00046328							\$1,536.69
6/30/2018	358,256	GLTRX00046469						\$4,482.00	
6/30/2018	358,836	GLTRX00046547						\$896.40	
6/30/2018	358,908	GLTRX00046571						\$6,932.16	
6/30/2018	359,046	GLTRX00046586							\$6,932.16
6/30/2018	359,048	GLTRX00046588							\$2,249.84
6/30/2018	359,052	GLTRX00046591						\$2,249.84	
6/30/2018	359,053	GLTRX00046592						\$2,249.84	
			Totals:			Net Change	Ending Balance		
			Description:	Account:	601-7101-050	\$25,572.25	\$25,572.25	\$42,175.18	\$16,602.93
			Distribution Reference	Field Service Labor	Beginning Balance:	\$0.00			
					Orig. Master Number	Orig. Master Name		Debit	Credit

Account:	601-7101-051		Totals:	Account:	601-7101-050	\$25,572.25	\$25,572.25	\$42,175.18	\$16,602.93
Trx Date	Jrnl No.	Orig. Audit Trail	Description:	Field Service Labor	Beginning Balance:	\$0.00		Debit	Credit
			Distribution Reference		Orig. Master Number	Orig. Master Name			
1/1/2018	350,098	GLREV00045444							\$11,303.58
1/31/2018	350,716	GLTRX00045517						\$47,402.14	
1/31/2018	351,498	GLTRX00045619						\$12,794.07	
2/1/2018	351,498	GLREV00045619							\$12,794.07
2/28/2018	352,145	GLTRX00045726						\$33,027.41	
2/28/2018	352,991	GLTRX00045859						\$14,481.07	
3/1/2018	352,991	GLREV00045859							\$14,481.07
3/27/2018	353,960	GLTRX00045949						\$43,831.56	
3/31/2018	354,286	GLTRX00045993						\$8,123.94	
4/1/2018	354,286	GLREV00045993							\$8,123.94
4/30/2018	355,342	GLTRX00046110						\$32,091.08	
4/30/2018	355,973	GLTRX00046191						\$10,510.21	
5/1/2018	355,973	GLREV00046191							\$10,510.21
5/31/2018	356,535	GLTRX00046242						\$32,312.93	
5/31/2018	357,113	GLTRX00046328						\$14,650.28	
6/1/2018	357,113	GLREV00046328							\$14,650.28
6/30/2018	358,256	GLTRX00046469						\$45,069.83	
6/30/2018	358,836	GLTRX00046547						\$9,397.24	
6/30/2018	358,908	GLTRX00046571						\$35,193.48	
6/30/2018	359,046	GLTRX00046586							\$35,193.48
6/30/2018	359,048	GLTRX00046588							\$5,912.31
6/30/2018	359,052	GLTRX00046591						\$5,912.31	
6/30/2018	359,053	GLTRX00046592						\$5,912.31	
			Totals:	Account:	601-7101-051	\$237,740.92	Ending Balance	\$350,709.86	\$112,968.94
			Description:	Account Service Labor	Beginning Balance:	\$0.00			
			Distribution Reference		Orig. Master Number	Orig. Master Name		Debit	Credit

Account:	601-7101-052		Totals:	Account:	601-7101-051	\$237,740.92	\$237,740.92	\$350,709.86	\$112,968.94
Trx Date	Jrnl No.	Orig. Audit Trail	Description:	Account Service Labor	Beginning Balance:	\$0.00		Debit	Credit
			Distribution Reference		Orig. Master Number	Orig. Master Name			
1/1/2018	350,098	GLREV00045444							\$10,188.49
1/31/2018	350,716	GLTRX00045517						\$35,018.53	

1/31/2018	351,498	GLTRX00045619					\$13,746.20	
2/1/2018	351,498	GLREV00045619						\$13,746.20
2/28/2018	352,145	GLTRX00045726					\$35,008.89	
2/28/2018	352,991	GLTRX00045859					\$14,602.62	
3/1/2018	352,991	GLREV00045859						\$14,602.62
3/27/2018	353,960	GLTRX00045949					\$44,746.05	
3/31/2018	354,286	GLTRX00045993					\$9,067.76	
System:	DETAILED TRIAL B 9/24/2018	12:01:21 PM	Page:	254	User Date:	9/24/2018	User ID:	skampsen
N Ky Water District								
4/1/2018	354,286	GLREV00045993						\$9,067.76
4/30/2018	355,342	GLTRX00046110					\$36,579.59	
4/30/2018	355,973	GLTRX00046191					\$11,664.60	
5/1/2018	355,973	GLREV00046191						\$11,664.60
5/31/2018	356,535	GLTRX00046242					\$36,477.95	
5/31/2018	357,113	GLTRX00046328					\$15,686.24	
6/1/2018	357,113	GLREV00046328						\$15,686.24
6/30/2018	358,256	GLTRX00046469					\$45,549.70	
6/30/2018	358,836	GLTRX00046547					\$9,246.16	
6/30/2018	358,908	GLTRX00046571					\$24,586.33	
6/30/2018	359,046	GLTRX00046586						\$24,586.33
6/30/2018	359,048	GLTRX00046588						\$4,422.03
6/30/2018	359,052	GLTRX00046591					\$4,422.03	
6/30/2018	359,053	GLTRX00046592					\$4,422.03	

Totals:			Account:	601-7101-052	Net Change	Ending Balance		
Description:			Labor - Meter Shop	601-7101-052	\$236,860.41	\$236,860.41	\$340,824.68	\$103,964.27
Account:	601-7101-056			Beginning Balance:	\$0.00			
Trx Date	Jrnl No.	Orig. Audit Trail	Distribution Reference	Orig. Master Number	Orig. Master Name		Debit	Credit
1/1/2018	350,098	GLREV00045444						\$7,444.28
1/31/2018	350,716	GLTRX00045517					\$25,406.22	
1/31/2018	351,498	GLTRX00045619					\$7,614.04	
2/1/2018	351,498	GLREV00045619						\$7,614.04
2/28/2018	352,145	GLTRX00045726					\$19,613.29	
2/28/2018	352,991	GLTRX00045859					\$7,752.81	
3/1/2018	352,991	GLREV00045859						\$7,752.81
3/27/2018	353,960	GLTRX00045949					\$26,305.99	
3/31/2018	354,286	GLTRX00045993					\$5,476.65	
4/1/2018	354,286	GLREV00045993						\$5,476.65
4/30/2018	355,342	GLTRX00046110					\$21,906.60	
4/30/2018	355,973	GLTRX00046191					\$6,512.16	
5/1/2018	355,973	GLREV00046191						\$6,512.16
5/31/2018	356,535	GLTRX00046242					\$20,952.94	
5/31/2018	357,113	GLTRX00046328					\$9,388.55	
6/1/2018	357,113	GLREV00046328						\$9,388.55
6/30/2018	358,256	GLTRX00046469					\$26,084.86	
6/30/2018	358,836	GLTRX00046547					\$4,827.45	
6/30/2018	358,908	GLTRX00046571					\$17,063.03	
6/30/2018	359,046	GLTRX00046586						\$17,063.03
6/30/2018	359,048	GLTRX00046588						\$2,876.94
6/30/2018	359,052	GLTRX00046591					\$2,876.94	
6/30/2018	359,053	GLTRX00046592					\$2,876.94	

Totals:			Account:	601-7101-056	Net Change	Ending Balance		
Description:			Gross Payroll Clearing Account	601-7101-056	\$140,530.01	\$140,530.01	\$204,658.47	\$64,128.46
Account:	601-8000-079			Beginning Balance:	\$0.00			
Trx Date	Jrnl No.	Orig. Audit Trail	Distribution Reference	Orig. Master Number	Orig. Master Name		Debit	Credit
1/5/2018	351,436	CMTRX00008292	Bank Transaction Entry	DAJ000038517			\$161,650.00	
1/12/2018	351,437	CMTRX00008292	Bank Transaction Entry	DAJ000038518			\$177,898.57	
1/18/2018	351,440	CMTRX00008292	Bank Transaction Entry	DAJ000038521			\$4,461.44	
1/19/2018	351,438	CMTRX00008292	Bank Transaction Entry	DAJ000038519			\$162,886.80	
1/26/2018	351,439	CMTRX00008292	Bank Transaction Entry	DAJ000038520			\$139,444.92	

1/31/2018	350,716	GLTRX00045517						\$40,460.28
1/31/2018	350,716	GLTRX00045517						\$9,462.40
1/31/2018	350,716	GLTRX00045517						\$1,200.00
1/31/2018	350,716	GLTRX00045517						\$22,493.24
1/31/2018	350,716	GLTRX00045517						\$395,637.79
1/31/2018	350,717	GLTRX00045517						\$172,626.58
1/31/2018	351,450	GLTRX00045592						\$4,461.44
2/2/2018	352,946	CMTRX00008318	Bank Transaction Entry	DAJ000038727			\$141,323.84	
2/9/2018	352,947	CMTRX00008318	Bank Transaction Entry	DAJ000038728			\$142,008.98	
2/16/2018	352,948	CMTRX00008319	Bank Transaction Entry	DAJ000038729			\$135,952.59	
2/28/2018	352,145	GLTRX00045726						\$35,369.86
2/28/2018	352,145	GLTRX00045726						\$8,272.13
2/28/2018	352,145	GLTRX00045726						\$1,200.00
2/28/2018	352,145	GLTRX00045726						\$22,583.24
2/28/2018	352,145	GLTRX00045726						\$353,685.08
2/28/2018	352,146	GLTRX00045726						\$135,720.23
2/28/2018	352,963	GLTRX00045838					\$137,545.13	
3/2/2018	354,373	CMTRX00008349	Bank Transaction Entry	DAJ000038937			\$138,023.83	
3/9/2018	354,374	CMTRX00008349	Bank Transaction Entry	DAJ000038938			\$144,099.00	
System:	DETAILED TRIAL B 9/24/2018	12:01:21 PM	Page:	255	User Date:	9/24/2018	User ID:	skampsen
N Ky Water District								
3/16/2018	354,375	CMTRX00008349	Bank Transaction Entry	DAJ000038939			\$142,019.71	
3/23/2018	354,376	CMTRX00008349	Bank Transaction Entry	DAJ000038940			\$140,615.85	
3/27/2018	353,960	GLTRX00045949						\$44,662.05
3/27/2018	353,960	GLTRX00045949						\$10,445.42
3/27/2018	353,960	GLTRX00045949						\$1,500.00
3/27/2018	353,960	GLTRX00045949						\$28,131.55
3/27/2018	353,960	GLTRX00045949						\$447,484.41
3/27/2018	353,961	GLTRX00045949						\$170,835.67
3/29/2018	354,377	CMTRX00008349	Bank Transaction Entry	DAJ000038941			\$138,300.71	
4/6/2018	355,694	CMTRX00008378	Bank Transaction Entry	DAJ000039152			\$139,088.21	
4/13/2018	355,695	CMTRX00008378	Bank Transaction Entry	DAJ000039153			\$142,004.99	
4/20/2018	355,696	CMTRX00008378	Bank Transaction Entry	DAJ000039154			\$137,944.56	
4/27/2018	355,697	CMTRX00008378	Bank Transaction Entry	DAJ000039155			\$139,438.81	
4/30/2018	355,342	GLTRX00046110						\$35,513.33
4/30/2018	355,342	GLTRX00046110						\$8,305.72
4/30/2018	355,342	GLTRX00046110						\$1,200.00
4/30/2018	355,342	GLTRX00046110						\$22,543.24
4/30/2018	355,342	GLTRX00046110						\$355,425.72
4/30/2018	355,343	GLTRX00046110						\$134,844.16
4/30/2018	355,713	GLTRX00046171						\$644.40
5/3/2018	357,150	CMTRX00008407	Bank Transaction Entry	DAJ000039381			\$138,590.10	
5/10/2018	357,151	CMTRX00008407	Bank Transaction Entry	DAJ000039382			\$141,057.07	
5/17/2018	357,152	CMTRX00008407	Bank Transaction Entry	DAJ000039383			\$137,271.58	
5/24/2018	357,153	CMTRX00008407	Bank Transaction Entry	DAJ000039384			\$136,285.86	
5/31/2018	356,535	GLTRX00046242						\$35,256.23
5/31/2018	356,535	GLTRX00046242						\$8,245.51
5/31/2018	356,535	GLTRX00046242						\$1,200.00
5/31/2018	356,535	GLTRX00046242						\$22,503.24
5/31/2018	356,535	GLTRX00046242						\$353,030.12
5/31/2018	356,536	GLTRX00046242						\$131,919.95
5/31/2018	357,181	GLTRX00046348						\$1,049.56
6/1/2018	358,874	GLTRX00046558					\$136,494.82	
6/7/2018	358,868	CMTRX00008435	Bank Transaction Entry	DAJ000039592			\$143,945.94	
6/14/2018	358,869	CMTRX00008435	Bank Transaction Entry	DAJ000039593			\$142,502.51	
6/21/2018	358,870	CMTRX00008435	Bank Transaction Entry	DAJ000039594			\$137,145.96	
6/28/2018	358,871	CMTRX00008435	Bank Transaction Entry	DAJ000039595			\$142,424.81	
6/30/2018	358,256	GLTRX00046469						\$43,651.01
6/30/2018	358,256	GLTRX00046469						\$10,475.55

6/30/2018	358,256	GLTRX00046469							\$1,500.00
6/30/2018	358,256	GLTRX00046469							\$28,011.55
6/30/2018	358,256	GLTRX00046469							\$451,237.31
6/30/2018	358,257	GLTRX00046469							\$167,638.62

Account: 601-8100-072			Totals:	Account: 601-8000-079	Net Change \$0.00	Ending Balance \$0.00	\$3,720,426.59	\$3,720,426.59
Trx Date	Jrnl No.	Orig. Audit Trail	Description:	Executive Mgt. Labor	Beginning Balance:			
			Distribution Reference		Orig. Master Number	Orig. Master Name	Debit	Credit
1/1/2018	350,098	GLREV00045444						\$7,196.67
1/31/2018	350,716	GLTRX00045517					\$26,528.65	
1/31/2018	351,498	GLTRX00045619					\$10,127.63	
2/1/2018	351,498	GLREV00045619						\$10,127.63
2/28/2018	352,145	GLTRX00045726					\$27,424.19	
2/28/2018	352,991	GLTRX00045859					\$10,397.41	
3/1/2018	352,991	GLREV00045859						\$10,397.41
3/27/2018	353,960	GLTRX00045949					\$33,946.55	
3/31/2018	354,286	GLTRX00045993					\$6,530.89	
4/1/2018	354,286	GLREV00045993						\$6,530.89
4/30/2018	355,342	GLTRX00046110					\$27,333.33	
4/30/2018	355,973	GLTRX00046191					\$7,255.30	
5/1/2018	355,973	GLREV00046191						\$7,255.30
5/31/2018	356,535	GLTRX00046242					\$23,382.05	
5/31/2018	357,113	GLTRX00046328					\$9,735.91	
6/1/2018	357,113	GLREV00046328						\$9,735.91
6/30/2018	358,256	GLTRX00046469					\$31,922.18	
6/30/2018	358,836	GLTRX00046547					\$5,710.78	
6/30/2018	358,908	GLTRX00046571					\$85,492.85	
6/30/2018	359,046	GLTRX00046586						\$85,492.85
6/30/2018	359,048	GLTRX00046588						\$6,712.31
6/30/2018	359,052	GLTRX00046591					\$6,712.31	
6/30/2018	359,053	GLTRX00046592					\$6,712.31	
System:	DETAILED TRIAL B 9/24/2018	12:01:21 PM	Page:	256	User Date:	9/24/2018	User ID:	skampsen
N Ky Water District								

Account: 601-8100-074			Totals:	Account: 601-8100-072	Net Change \$175,763.37	Ending Balance \$175,763.37	\$319,212.34	\$143,448.97
Trx Date	Jrnl No.	Orig. Audit Trail	Description:	Bookkeeping/Accounting Labor	Beginning Balance:			
			Distribution Reference		Orig. Master Number	Orig. Master Name	Debit	Credit
1/1/2018	350,098	GLREV00045444						\$7,783.67
1/31/2018	350,716	GLTRX00045517					\$26,673.33	
1/31/2018	351,498	GLTRX00045619					\$10,348.59	
2/1/2018	351,498	GLREV00045619						\$10,348.59
2/28/2018	352,145	GLTRX00045726					\$26,339.84	
2/28/2018	352,991	GLTRX00045859					\$10,323.53	
3/1/2018	352,991	GLREV00045859						\$10,323.53
3/27/2018	353,960	GLTRX00045949					\$36,905.67	
3/31/2018	354,286	GLTRX00045993					\$8,024.96	
4/1/2018	354,286	GLREV00045993						\$8,024.96
4/30/2018	355,342	GLTRX00046110					\$32,110.46	
4/30/2018	355,973	GLTRX00046191					\$10,222.08	
5/1/2018	355,973	GLREV00046191						\$10,222.08
5/31/2018	356,535	GLTRX00046242					\$31,814.75	
5/31/2018	357,113	GLTRX00046328					\$13,605.58	
6/1/2018	357,113	GLREV00046328						\$13,605.58
6/30/2018	358,256	GLTRX00046469					\$39,726.78	
6/30/2018	358,836	GLTRX00046547					\$8,237.43	
6/30/2018	358,908	GLTRX00046571					\$21,856.32	
6/30/2018	359,046	GLTRX00046586						\$21,856.32
6/30/2018	359,048	GLTRX00046588						\$7,675.39
6/30/2018	359,052	GLTRX00046591					\$7,675.39	



6/30/2018	359,053	GLTRX00046592							\$7,675.39
Account: 601-8100-076			Totals:	Account: 601-8100-074	Net Change	Ending Balance			
Trx Date Jrnl No. Orig. Audit Trail			Description: Distribution Reference	Board of Comm. - Monthly Fee	\$201,699.98	\$201,699.98	\$291,540.10	\$89,840.12	
				Beginning Balance:	\$0.00				
				Orig. Master Number	Orig. Master Name		Debit	Credit	
1/1/2018	350,098	GLREV00045444						\$428.57	
1/31/2018	350,716	GLTRX00045517					\$3,000.00		
1/31/2018	351,498	GLTRX00045619					\$1,714.29		
2/1/2018	351,498	GLREV00045619						\$1,714.29	
2/28/2018	352,145	GLTRX00045726					\$3,000.00		
2/28/2018	352,991	GLTRX00045859					\$1,714.29		
3/1/2018	352,991	GLREV00045859						\$1,714.29	
3/27/2018	353,960	GLTRX00045949					\$3,000.00		
4/30/2018	355,342	GLTRX00046110					\$3,000.00		
4/30/2018	355,973	GLTRX00046191					\$857.14		
5/1/2018	355,973	GLREV00046191						\$857.14	
5/31/2018	356,535	GLTRX00046242					\$3,000.00		
5/31/2018	357,113	GLTRX00046328					\$2,142.86		
6/1/2018	357,113	GLREV00046328						\$2,142.86	
6/30/2018	358,256	GLTRX00046469					\$3,000.00		

Account: 601-8100-078			Totals:	Account: 601-8100-076	Net Change	Ending Balance			
Trx Date Jrnl No. Orig. Audit Trail			Description: Distribution Reference	Labor - HR/Information Systems	\$17,571.43	\$17,571.43	\$24,428.58	\$6,857.15	
				Beginning Balance:	\$0.00				
				Orig. Master Number	Orig. Master Name		Debit	Credit	
1/1/2018	350,098	GLREV00045444						\$14,310.64	
1/31/2018	350,716	GLTRX00045517					\$50,971.75		
1/31/2018	351,498	GLTRX00045619					\$20,415.66		
2/1/2018	351,498	GLREV00045619						\$20,415.66	
2/28/2018	352,145	GLTRX00045726					\$51,858.02		
2/28/2018	352,991	GLTRX00045859					\$20,386.84		
3/1/2018	352,991	GLREV00045859						\$20,386.84	
3/27/2018	353,960	GLTRX00045949					\$66,823.04		
3/31/2018	354,286	GLTRX00045993					\$13,983.11		
4/1/2018	354,286	GLREV00045993						\$13,983.11	
4/30/2018	355,342	GLTRX00046110					\$55,361.20		
4/30/2018	355,973	GLTRX00046191					\$17,761.28		
5/1/2018	355,973	GLREV00046191						\$17,761.28	
5/31/2018	356,535	GLTRX00046242					\$54,570.05		
5/31/2018	357,113	GLTRX00046328					\$23,347.76		
6/1/2018	357,113	GLREV00046328						\$23,347.76	
6/30/2018	358,256	GLTRX00046469					\$68,724.55		

System: DETAILED TRIAL B 9/24/2018 12:01:21 PM Page: 257 User Date: 9/24/2018 User ID: skampsen

N Ky Water District

6/30/2018	358,836	GLTRX00046547					\$13,354.10		
6/30/2018	358,908	GLTRX00046571					\$60,327.98		
6/30/2018	359,046	GLTRX00046586						\$60,327.98	
6/30/2018	359,048	GLTRX00046588						\$9,901.71	
6/30/2018	359,052	GLTRX00046591					\$9,901.71		
6/30/2018	359,053	GLTRX00046592					\$9,901.71		

Account: 604-3300-001			Totals:	Account: 601-8100-078	Net Change	Ending Balance			
Trx Date Jrnl No. Orig. Audit Trail			Description: Distribution Reference	Pension - FTTP	\$357,253.78	\$357,253.78	\$537,688.76	\$180,434.98	
				Beginning Balance:	\$0.00				
				Orig. Master Number	Orig. Master Name		Debit	Credit	
1/30/2018	350,916	GLTRX00045519					\$15,018.73		
2/27/2018	352,523	GLTRX00045786					\$13,891.88		
3/30/2018	354,285	GLTRX00045992					\$17,992.08		
4/30/2018	355,406	GLTRX00046111					\$14,539.29		
5/29/2018	356,809	GLTRX00046263					\$13,754.93		
6/30/2018	358,259	GLTRX00046471					\$19,584.49		

Account:	604-3300-002		Totals:	Account:	604-3300-001	Net Change	Ending Balance		
Trx Date	Jrnl No.	Orig. Audit Trail	Description:	Pension - TMTP	Beginning Balance:	\$94,781.40	\$94,781.40	\$94,781.40	\$0.00
1/30/2018	350,916	GLTRX00045519	Distribution Reference		Orig. Master Number	\$0.00			Credit
2/27/2018	352,523	GLTRX00045786						\$2,012.27	
3/30/2018	354,285	GLTRX00045992						\$2,059.31	
4/30/2018	355,406	GLTRX00046111						\$2,551.36	
5/29/2018	356,809	GLTRX00046263						\$2,237.63	
6/30/2018	358,259	GLTRX00046471						\$2,129.57	
								\$2,708.74	

Account:	604-3300-003		Totals:	Account:	604-3300-002	Net Change	Ending Balance		
Trx Date	Jrnl No.	Orig. Audit Trail	Description:	Pension - Laboratory	Beginning Balance:	\$13,698.88	\$13,698.88	\$13,698.88	\$0.00
1/30/2018	350,916	GLTRX00045519	Distribution Reference		Orig. Master Number	\$0.00			Credit
2/27/2018	352,523	GLTRX00045786						\$7,624.47	
3/30/2018	354,285	GLTRX00045992						\$7,653.63	
4/30/2018	355,406	GLTRX00046111						\$9,573.07	
5/29/2018	356,809	GLTRX00046263						\$7,664.73	
6/30/2018	358,259	GLTRX00046471						\$7,665.64	
								\$9,562.97	

Account:	604-3300-029		Totals:	Account:	604-3300-003	Net Change	Ending Balance		
Trx Date	Jrnl No.	Orig. Audit Trail	Description:	Pension - Ops MPTP	Beginning Balance:	\$49,744.51	\$49,744.51	\$49,744.51	\$0.00
1/30/2018	350,916	GLTRX00045519	Distribution Reference		Orig. Master Number	\$0.00			Credit
2/27/2018	352,523	GLTRX00045786						\$3,407.98	
3/30/2018	354,285	GLTRX00045992						\$3,345.96	
4/30/2018	355,406	GLTRX00046111						\$4,074.49	
5/29/2018	356,809	GLTRX00046263						\$3,524.45	
6/30/2018	358,259	GLTRX00046471						\$3,323.71	
								\$3,005.37	

Account:	604-3400-001		Totals:	Account:	604-3300-029	Net Change	Ending Balance		
Trx Date	Jrnl No.	Orig. Audit Trail	Description:	Health Insurance - FTTP	Beginning Balance:	\$20,681.96	\$20,681.96	\$20,681.96	\$0.00
1/1/2018	349,609	PMTRX00011317	Distribution Reference		Orig. Master Number	\$0.00			Credit
1/12/2018	360,981	GLTRX00046841	Purchases		350859347			\$147.00	
1/30/2018	360,982	GLTRX00046841							\$896.82
1/31/2018	350,714	GLTRX00045515							\$896.82
1/31/2018	351,181	GLTRX00045563						\$728.23	\$4,022.00
1/31/2018	351,218	GLTRX00045564						\$43,087.20	
1/31/2018	351,470	GLTRX00045602						\$897.70	
2/21/2018	352,147	GLTRX00045727							\$4,022.00
2/27/2018	352,516	GLTRX00045781						\$36,948.75	
2/27/2018	352,517	GLTRX00045782						\$579.84	
2/27/2018	352,518	GLTRX00045783						\$111.25	
2/28/2018	352,969	GLTRX00045844						\$764.30	

System: DETAILED TRIAL B 9/24/2018 12:01:21 PM Page: 258 User Date: 9/24/2018 User ID: skampsen

N Ky Water District									
3/1/2018	352,559	PMTRX00011390	Purchases	350859449	Humana Dental Ins. Co.			\$139.65	
3/1/2018	352,631	PMTRX00011391	Purchases	NKWSDBL633284 03/18	Lincoln National Life Insurance Co.			\$881.59	
3/1/2018	360,990	GLTRX00046841							\$896.82
3/27/2018	353,959	GLTRX00045948							\$5,027.50
3/28/2018	354,046	GLTRX00045950						\$38,724.48	
3/30/2018	354,429	GLTRX00046019						\$2,340.00	
4/1/2018	354,533	PMTRX00011429	Purchases	NKWSDBL633284 4/18	Lincoln National Life Insurance Co.			\$828.17	
4/2/2018	361,007	GLTRX00046841							\$896.82
4/26/2018	355,336	GLTRX00046104							\$4,157.00
4/30/2018	355,451	GLTRX00046112						\$38,724.48	
4/30/2018	355,452	GLTRX00046113						\$139.65	

4/30/2018	355,720	GLTRX00046176					\$3,703.40	
4/30/2018	361,010	GLTRX00046841						\$896.82
5/30/2018	356,817	GLTRX00046282					\$38,724.48	
5/31/2018	356,537	GLTRX00046243						\$4,334.44
5/31/2018	356,819	GLTRX00046285					\$695.16	
5/31/2018	356,823	GLTRX00046287					\$139.65	
5/31/2018	357,180	GLTRX00046347					\$1,247.20	
6/1/2018	361,014	GLTRX00046841						\$896.82
6/29/2018	358,876	GLTRX00046560					\$883.70	
6/30/2018	358,197	GLTRX00046434					\$41,414.93	
6/30/2018	358,198	GLTRX00046435					\$695.16	
6/30/2018	358,199	GLTRX00046436					\$139.65	
6/30/2018	358,255	GLTRX00046468						\$5,418.05

Account: 604-3400-002			Totals:	Account: 604-3400-001	Net Change	Ending Balance		
Trx Date			Description:	Health Insurance - TMTP	\$220,323.71	\$220,323.71	\$252,685.62	\$32,361.91
1/1/2018	Jrnl No.	Orig. Audit Trail	Distribution Reference	Beginning Balance:	\$0.00			
1/31/2018	349,609	PMTRX00011317	Purchases	Orig. Master Number	350859347		Debit	Credit
1/31/2018	350,714	GLTRX00045515					\$22.05	
1/31/2018	351,181	GLTRX00045563					\$99.79	
1/31/2018	351,218	GLTRX00045564					\$6,098.39	
1/31/2018	351,470	GLTRX00045602					\$196.00	
2/21/2018	352,147	GLTRX00045727						\$569.12
2/27/2018	352,516	GLTRX00045781					\$6,098.39	
2/27/2018	352,517	GLTRX00045782					\$99.79	
2/27/2018	352,518	GLTRX00045783					\$22.05	
2/28/2018	352,969	GLTRX00045844					\$258.00	
3/1/2018	352,559	PMTRX00011390	Purchases	350859449			\$22.05	
3/1/2018	352,631	PMTRX00011391	Purchases	NKWSDBL633284 03/18		Humana Dental Ins. Co.	\$110.41	
3/27/2018	353,959	GLTRX00045948				Lincoln National Life Insurance Co.		\$711.40
3/28/2018	354,046	GLTRX00045950					\$6,098.39	
4/1/2018	354,533	PMTRX00011429	Purchases	NKWSDBL633284 4/18		Lincoln National Life Insurance Co.	\$103.33	
4/26/2018	355,336	GLTRX00046104						\$614.12
4/30/2018	355,451	GLTRX00046112					\$6,098.39	
4/30/2018	355,452	GLTRX00046113					\$22.05	
5/30/2018	356,817	GLTRX00046282					\$6,098.39	
5/31/2018	356,537	GLTRX00046243						\$629.12
5/31/2018	356,819	GLTRX00046285					\$103.33	
5/31/2018	356,823	GLTRX00046287					\$22.05	
6/30/2018	358,197	GLTRX00046434					\$6,098.39	
6/30/2018	358,198	GLTRX00046435					\$103.33	
6/30/2018	358,199	GLTRX00046436					\$22.05	
6/30/2018	358,255	GLTRX00046468						\$786.40

Account: 604-3400-003			Totals:	Account: 604-3400-002	Net Change	Ending Balance			
Trx Date			Description:	Health Insurance - Laboratory	\$33,917.34	\$33,917.34	\$37,796.62	\$3,879.28	
1/1/2018	Jrnl No.	Orig. Audit Trail	Distribution Reference	Beginning Balance:	\$0.00				
1/31/2018	349,609	PMTRX00011317	Purchases	Orig. Master Number	350859347		Debit	Credit	
1/31/2018	350,714	GLTRX00045515					\$58.80		
1/31/2018	351,181	GLTRX00045563					\$387.98		
1/31/2018	351,218	GLTRX00045564					\$12,555.46		
1/31/2018	351,470	GLTRX00045602					\$68.85		
1/31/2018	351,470	GLTRX00045602					\$285.30		
2/21/2018	352,147	GLTRX00045727						\$933.36	
2/27/2018	352,516	GLTRX00045781					\$12,555.46		
2/27/2018	352,517	GLTRX00045782					\$387.98		
2/27/2018	352,518	GLTRX00045783					\$58.80		
2/28/2018	352,969	GLTRX00045844					\$3,965.55		
System:	DETAILED TRIAL B 9/24/2018		12:01:21 PM	Page:	259	User Date:	9/24/2018	User ID:	skampsen

N Ky Water District

3/1/2018	352,559	PMTRX00011390	Purchases	350859449	Humana Dental Ins. Co.	\$58.80		
3/1/2018	352,631	PMTRX00011391	Purchases	NKWSDBL633284 03/18	Lincoln National Life Insurance Co.	\$435.14	\$1,166.70	
3/27/2018	353,959	GLTRX00045948						
3/28/2018	354,046	GLTRX00045950				\$12,555.46		
3/30/2018	354,429	GLTRX00046019				\$782.98		
4/1/2018	354,533	PMTRX00011429	Purchases	NKWSDBL633284 4/18	Lincoln National Life Insurance Co.	\$403.70		
4/26/2018	355,336	GLTRX00046104					\$978.36	
4/30/2018	355,451	GLTRX00046112				\$12,555.46		
4/30/2018	355,452	GLTRX00046113				\$58.80		
4/30/2018	355,720	GLTRX00046176				\$556.81		
5/30/2018	356,817	GLTRX00046282				\$12,555.46		
5/31/2018	356,537	GLTRX00046243					\$993.36	
5/31/2018	356,819	GLTRX00046285				\$403.70		
5/31/2018	356,823	GLTRX00046287				\$58.80		
5/31/2018	357,180	GLTRX00046347				\$3,067.80		
6/29/2018	358,876	GLTRX00046560				\$898.35		
6/30/2018	358,197	GLTRX00046434				\$12,555.46		
6/30/2018	358,198	GLTRX00046435				\$403.70		
6/30/2018	358,199	GLTRX00046436				\$58.80		
6/30/2018	358,255	GLTRX00046468					\$1,241.70	
					Net Change	Ending Balance		
		Totals:	Account:	604-3400-003	\$81,486.56	\$81,486.56	\$87,733.40	\$6,246.84
Account:	604-3400-029	Description:	Health Ins. - Ops MPTP	Beginning Balance:	\$0.00			
Trx Date	Jrnl No.	Orig. Audit Trail	Distribution Reference	Orig. Master Number	Orig. Master Name		Debit	Credit
1/1/2018	349,609	PMTRX00011317	Purchases	350859347	Humana Dental Ins. Co.		\$29.40	
1/31/2018	350,714	GLTRX00045515						\$496.68
1/31/2018	351,181	GLTRX00045563				\$150.81		
1/31/2018	351,218	GLTRX00045564				\$8,250.70		
1/31/2018	351,470	GLTRX00045602				\$312.00		
2/21/2018	352,147	GLTRX00045727						\$496.68
2/27/2018	352,516	GLTRX00045781				\$8,250.70		
2/27/2018	352,517	GLTRX00045782				\$150.81		
2/27/2018	352,518	GLTRX00045783				\$29.40		
2/28/2018	352,969	GLTRX00045844				\$1,085.40		
3/1/2018	352,559	PMTRX00011390	Purchases	350859449	Humana Dental Ins. Co.	\$29.40		
3/1/2018	352,631	PMTRX00011391	Purchases	NKWSDBL633284 03/18	Lincoln National Life Insurance Co.	\$169.32		\$620.85
3/27/2018	353,959	GLTRX00045948						
3/28/2018	354,046	GLTRX00045950				\$8,250.70		
4/1/2018	354,533	PMTRX00011429	Purchases	NKWSDBL633284 4/18	Lincoln National Life Insurance Co.	\$156.98		\$496.68
4/26/2018	355,336	GLTRX00046104						
4/30/2018	355,451	GLTRX00046112				\$8,250.70		
4/30/2018	355,452	GLTRX00046113				\$29.40		
4/30/2018	355,720	GLTRX00046176				\$562.50		
5/30/2018	356,817	GLTRX00046282				\$8,250.70		
5/31/2018	356,537	GLTRX00046243						\$364.24
5/31/2018	356,819	GLTRX00046285				\$156.98		
5/31/2018	356,823	GLTRX00046287				\$29.40		
6/30/2018	358,197	GLTRX00046434				\$6,636.40		
6/30/2018	358,198	GLTRX00046435				\$156.98		
6/30/2018	358,199	GLTRX00046436				\$29.40		
6/30/2018	358,255	GLTRX00046468						\$455.30
					Net Change	Ending Balance		
		Totals:	Account:	604-3400-029	\$48,037.65	\$48,037.65	\$50,968.08	\$2,930.43
Account:	604-3500-001	Description:	Education - FTTP	Beginning Balance:	\$0.00			
Trx Date	Jrnl No.	Orig. Audit Trail	Distribution Reference	Orig. Master Number	Orig. Master Name		Debit	Credit
1/3/2018	350,165	PMTRX00011331	Purchases	22726	KWVVOA		\$640.00	
1/16/2018	350,328	PMTRX00011334	Purchases	PRE-TRAVEL 01/18	Fischer, Eric		\$225.00	
1/18/2018	350,596	PMTRX00011344	Purchases	MILEAGE 01/18	Matt Piccirillo		\$265.96	

Account:	604-3400-029	Totals:	Account:	604-3400-003	Net Change	Ending Balance		
Trx Date	Jrnl No.	Orig. Audit Trail	Description:	Health Ins. - Ops MPTP	\$81,486.56	\$81,486.56	\$87,733.40	\$6,246.84
1/1/2018	349,609	PMTRX00011317	Distribution Reference	Beginning Balance:	\$0.00			
1/31/2018	350,714	GLTRX00045515		Orig. Master Number	Orig. Master Name		Debit	Credit
1/31/2018	351,181	GLTRX00045563		350859347	Humana Dental Ins. Co.		\$29.40	
1/31/2018	351,218	GLTRX00045564						\$496.68
1/31/2018	351,470	GLTRX00045602					\$150.81	
2/21/2018	352,147	GLTRX00045727					\$8,250.70	
2/27/2018	352,516	GLTRX00045781					\$312.00	
2/27/2018	352,517	GLTRX00045782						\$496.68
2/27/2018	352,518	GLTRX00045783					\$8,250.70	
2/28/2018	352,969	GLTRX00045844					\$150.81	
3/1/2018	352,559	PMTRX00011390	Purchases				\$29.40	
3/1/2018	352,631	PMTRX00011391	Purchases	350859449	Humana Dental Ins. Co.	\$29.40		
3/27/2018	353,959	GLTRX00045948		NKWSDBL633284 03/18	Lincoln National Life Insurance Co.	\$169.32		\$620.85
3/28/2018	354,046	GLTRX00045950					\$8,250.70	
4/1/2018	354,533	PMTRX00011429	Purchases	NKWSDBL633284 4/18	Lincoln National Life Insurance Co.	\$156.98		\$496.68
4/26/2018	355,336	GLTRX00046104						
4/30/2018	355,451	GLTRX00046112					\$8,250.70	
4/30/2018	355,452	GLTRX00046113					\$29.40	
4/30/2018	355,720	GLTRX00046176					\$562.50	
5/30/2018	356,817	GLTRX00046282					\$8,250.70	
5/31/2018	356,537	GLTRX00046243						\$364.24
5/31/2018	356,819	GLTRX00046285					\$156.98	
5/31/2018	356,823	GLTRX00046287					\$29.40	
6/30/2018	358,197	GLTRX00046434					\$6,636.40	
6/30/2018	358,198	GLTRX00046435					\$156.98	
6/30/2018	358,199	GLTRX00046436					\$29.40	
6/30/2018	358,255	GLTRX00046468						\$455.30
					Net Change	Ending Balance		
		Totals:	Account:	604-3400-029	\$48,037.65	\$48,037.65	\$50,968.08	\$2,930.43
Account:	604-3500-001	Description:	Education - FTTP	Beginning Balance:	\$0.00			
Trx Date	Jrnl No.	Orig. Audit Trail	Distribution Reference	Orig. Master Number	Orig. Master Name		Debit	Credit
1/3/2018	350,165	PMTRX00011331	Purchases	22726	KWVVOA		\$640.00	
1/16/2018	350,328	PMTRX00011334	Purchases	PRE-TRAVEL 01/18	Fischer, Eric		\$225.00	
1/18/2018	350,596	PMTRX00011344	Purchases	MILEAGE 01/18	Matt Piccirillo		\$265.96	

2/1/2018	352,258	PMTRX00011384	Purchases	7001478220	AWWA	\$83.00	
2/2/2018	351,573	PMTRX00011368	Purchases	7001460830	AWWA	\$83.00	
2/8/2018	351,644	PMTRX00011370	Purchases	MILEAGE 02/18	McKenzie, Michelle	\$12.21	
2/12/2018	351,817	PMTRX00011374	Purchases	7001503405	AWWA	\$83.00	
2/12/2018	351,818	PMTRX00011374	Purchases	7001503422	AWWA	\$83.00	
2/12/2018	351,819	PMTRX00011374	Purchases	7001503402	AWWA	\$83.00	
2/12/2018	351,955	PMTRX00011377	Purchases	26272	KWVOA	\$40.00	
2/14/2018	351,910	GLTRX00045682				\$600.00	
2/14/2018	351,910	GLTRX00045682				\$21.00	
2/14/2018	352,366	PMTRX00011386	Purchases	KSPE PROGRAM 02/18	Jeff Schuchter	\$93.14	
2/20/2018	352,768	PMTRX00011395	Purchases	LEADERSHIP 02/18	Jeff Schuchter	\$129.21	
System:	DETAILED TRIAL B 9/24/2018	12:01:21 PM	Page:	260	User Date:	9/24/2018	User ID: skampsen
N Ky Water District							
2/26/2018	351,320	PMTRX00011362	Purchases	TRAINING 01/18	Fischer, Eric	\$102.01	
3/13/2018	353,451	PMTRX00011410	Purchases	7001534083	AWWA	\$211.00	
3/14/2018	353,337	GLTRX00045899				\$838.00	
3/19/2018	353,705	PMTRX00011416	Purchases	SAFETY CONF. 03/18	Murphy, Brad	\$357.84	
4/11/2018	355,137	PMTRX00011448	Purchases	TRAINING 04/18	Rodney Sparks	\$27.19	
4/13/2018	354,857	PMTRX00011439	Purchases	TRAINING 04/18	Browning, Brennan	\$26.36	
4/18/2018	354,987	GLTRX00046072				\$65.00	
4/20/2018	355,182	PMTRX00011449	Purchases	8 MEMBERS 07/18	KY/TN Water Professionals Conference	\$700.00	
5/4/2018	356,068	PMTRX00011467	Purchases	MILEAGE 02/18	Moor, Johnathan	\$249.07	
5/4/2018	356,069	PMTRX00011467	Purchases	TRAVEL 03/18	Moor, Johnathan	\$8.00	
6/1/2018	357,604	PMTRX00011504	Purchases	7001564764	AWWA	\$83.00	
6/1/2018	357,929	PMTRX00011513	Purchases	7001569679	AWWA	\$83.00	
6/12/2018	357,730	PMTRX00011507	Purchases	MILEAGE 05-06,2018	Matt Piccirillo	\$227.27	
6/12/2018	357,752	PMTRX00011508	Purchases	MILEAGE 06/18	Steve Vogelpohl	\$99.19	
6/13/2018	357,995	PMTRX00011515	Purchases	TRAINING 07/18	King, Gerald	\$100.00	
6/14/2018	357,996	PMTRX00011515	Purchases	28811	KWVOA	\$60.00	
6/14/2018	358,055	PMTRX00011516	Purchases	LICENSE 06/18	Jeff Schuchter	\$150.00	
6/21/2018	357,983	PMTRX00011514	Purchases	TRAVEL 06/18	Hinman, Warren	\$100.00	
6/22/2018	357,994	PMTRX00011515	Purchases	TRAINING 07/18	Keahon, Tom	\$180.00	
			Totals:	Account: 604-3500-001	Net Change	Ending Balance	
Account:	604-3500-003	Description:	Education - Laboratory	Beginning Balance:	\$6,108.45	\$6,108.45	\$6,108.45
Trx Date	Jrnl No.	Orig. Audit Trail	Distribution Reference	Orig. Master Number	Orig. Master Name	Debit	Credit
1/3/2018	350,165	PMTRX00011331	Purchases	22726	KWVOA	\$360.00	
2/2/2018	351,572	PMTRX00011368	Purchases	7001459982	AWWA	\$83.00	
2/14/2018	351,910	GLTRX00045682				\$75.00	
2/14/2018	351,910	GLTRX00045682				\$50.00	
2/26/2018	352,563	PMTRX00011390	Purchases	27141	KWVOA	\$1,080.00	
3/14/2018	353,337	GLTRX00045899				\$180.00	
4/1/2018	354,991	PMTRX00011441	Purchases	7001535743	AWWA	\$211.00	
4/20/2018	355,182	PMTRX00011449	Purchases	8 MEMBERS 07/18	KY/TN Water Professionals Conference	\$350.00	
5/15/2018	356,256	GLTRX00046205				\$291.00	
6/1/2018	357,605	PMTRX00011504	Purchases	7001563222	AWWA	\$83.00	
6/1/2018	357,607	PMTRX00011504	Purchases	7001563197	AWWA	\$211.00	
6/22/2018	358,073	PMTRX00011516	Purchases	TRAVEL 07/18	Wagner Mary Carol	\$100.00	
6/27/2018	358,459	PMTRX00011526	Purchases	L. MCMILLEN 06/18	Fouser Environmental Services	\$550.00	
			Totals:	Account: 604-3500-003	Net Change	Ending Balance	
Account:	604-4300-020	Description:	Pension - Instrumentation	Beginning Balance:	\$3,624.00	\$3,624.00	\$3,624.00
Trx Date	Jrnl No.	Orig. Audit Trail	Distribution Reference	Orig. Master Number	Orig. Master Name	Debit	Credit
1/30/2018	350,916	GLTRX00045519				\$4,110.06	
2/27/2018	352,523	GLTRX00045786				\$3,823.13	
3/30/2018	354,285	GLTRX00045992				\$4,842.59	
4/30/2018	355,406	GLTRX00046111				\$3,770.55	
5/29/2018	356,809	GLTRX00046263				\$3,730.63	
6/30/2018	358,259	GLTRX00046471				\$3,798.21	

Account: 604-4400-020			Totals:	Account:	604-4300-020	Net Change	Ending Balance		
Trx Date	Jrnl No.	Orig. Audit Trail	Description:	Health Ins - Instrumentation	Beginning Balance:	\$24,075.17	\$24,075.17	\$24,075.17	\$0.00
			Distribution Reference		Orig. Master Number	Orig. Master Name		Debit	Credit
1/1/2018	349,609	PMTRX00011317	Purchases		350859347	Humana Dental Ins. Co.		\$36.75	
1/31/2018	350,714	GLTRX00045515							\$830.76
1/31/2018	351,181	GLTRX00045563						\$189.05	
1/31/2018	351,218	GLTRX00045564						\$11,281.92	
1/31/2018	351,470	GLTRX00045602						\$175.50	
2/21/2018	352,147	GLTRX00045727							\$830.76
2/27/2018	352,516	GLTRX00045781						\$5,542.34	
2/27/2018	352,517	GLTRX00045782						\$133.49	
2/27/2018	352,518	GLTRX00045783						\$22.05	
2/28/2018	352,969	GLTRX00045844						\$111.00	
3/1/2018	352,559	PMTRX00011390	Purchases		350859449	Humana Dental Ins. Co.		\$29.40	
3/1/2018	352,631	PMTRX00011391	Purchases		NKWSDBL633284 03/18	Lincoln National Life Insurance Co.		\$178.64	
3/27/2018	353,959	GLTRX00045948							\$1,038.45
3/28/2018	354,046	GLTRX00045950						\$8,412.13	
3/30/2018	354,429	GLTRX00046019						\$198.00	
4/1/2018	354,533	PMTRX00011429	Purchases		NKWSDBL633284 4/18	Lincoln National Life Insurance Co.		\$167.06	
4/26/2018	355,336	GLTRX00046104							\$875.76
System:	DETAILED TRIAL B 9/24/2018	12:01:21 PM	Page:	261	User Date:	9/24/2018	User ID:	skampsen	
N Ky Water District									
4/30/2018	355,451	GLTRX00046112						\$8,412.13	
4/30/2018	355,452	GLTRX00046113						\$29.40	
4/30/2018	355,720	GLTRX00046176						\$76.00	
5/30/2018	356,817	GLTRX00046282						\$8,412.13	
5/31/2018	356,537	GLTRX00046243							\$890.76
5/31/2018	356,819	GLTRX00046285						\$167.06	
5/31/2018	356,823	GLTRX00046287						\$29.40	
5/31/2018	357,180	GLTRX00046347						\$315.00	
6/30/2018	358,197	GLTRX00046434						\$5,542.34	
6/30/2018	358,198	GLTRX00046435						\$167.06	
6/30/2018	358,199	GLTRX00046436						\$29.40	
6/30/2018	358,255	GLTRX00046468							\$658.15
Account: 604-4500-020			Totals:	Account:	604-4400-020	Net Change	Ending Balance		
Trx Date	Jrnl No.	Orig. Audit Trail	Description:	Education - Instrumentation	Beginning Balance:	\$44,532.61	\$44,532.61	\$49,657.25	\$5,124.64
			Distribution Reference		Orig. Master Number	Orig. Master Name		Debit	Credit
1/3/2018	350,165	PMTRX00011331	Purchases		22726	KWVOA		\$160.00	
1/9/2018	350,016	PMVVR00001358	Purchases		TUITION 12/17	Hodges, Nathan			\$2,628.00
1/30/2018	351,298	PMTRX00011361	Purchases		REIMBURSE CDL 01/18	Matthew Dirheimer		\$53.00	
2/1/2018	352,720	PMTRX00011394	Purchases		WDC8-2784REV	Cincinnati State College		\$299.00	
2/14/2018	351,910	GLTRX00045682						\$50.00	
3/1/2018	352,735	PMTRX00011394	Purchases		TUITION 03/01/18	Hodges, Nathan		\$2,790.00	
3/14/2018	353,337	GLTRX00045899						\$180.00	
4/11/2018	355,013	PMTRX00011441	Purchases		TRAINING 04/18	Matthew Dirheimer		\$8.00	
4/13/2018	354,858	PMTRX00011439	Purchases		TRAINING 04/18	Hodges, Nathan		\$21.60	
4/20/2018	355,182	PMTRX00011449	Purchases		8 MEMBERS 07/18	KY/TN Water Professionals Conference		\$350.00	
5/8/2018	356,691	RECVG00002356	Purchases		RCT0000010401	A T R Distributing Co. Inc.		\$3,000.00	
5/8/2018	356,692	RECVG00002356	Purchases		RCT0000010402	A T R Distributing Co. Inc.		\$3,000.00	
5/15/2018	356,256	GLTRX00046205						\$110.00	
5/25/2018	356,786	PMTRX00011484	Purchases		TUITION 05/18	Hodges, Nathan		\$2,767.90	
6/21/2018	357,933	PMTRX00011513	Purchases		TRAVEL 07/18	Dan Brinkman		\$100.00	
Account: 604-5300-030			Totals:	Account:	604-4500-020	Net Change	Ending Balance		
Trx Date	Jrnl No.	Orig. Audit Trail	Description:	Pension Cost - Engineering	Beginning Balance:	\$10,261.50	\$10,261.50	\$12,889.50	\$2,628.00
			Distribution Reference		Orig. Master Number	Orig. Master Name		Debit	Credit
1/30/2018	350,916	GLTRX00045519						\$12,262.85	

2/27/2018	352,523	GLTRX00045786							\$12,900.12
3/30/2018	354,285	GLTRX00045992							\$16,113.90
4/30/2018	355,406	GLTRX00046111							\$12,855.55
5/29/2018	356,809	GLTRX00046263							\$12,763.54
6/30/2018	358,259	GLTRX00046471							\$15,074.81

Account: 604-5300-031			Totals:	Account:	604-5300-030	Net Change	Ending Balance		
Trx Date Jrnl No. Orig. Audit Trail			Description:	Pension Cost - Distribution	Beginning Balance:	\$81,970.77	\$81,970.77	\$81,970.77	\$0.00
			Distribution Reference		Orig. Master Number	Orig. Master Name		Debit	Credit
1/30/2018	350,916	GLTRX00045519						\$35,028.59	
2/27/2018	352,523	GLTRX00045786						\$27,337.88	
3/30/2018	354,285	GLTRX00045992						\$33,308.82	
4/30/2018	355,406	GLTRX00046111						\$25,126.76	
5/29/2018	356,809	GLTRX00046263						\$25,956.73	
6/30/2018	358,259	GLTRX00046471						\$34,114.50	

Account: 604-5400-030			Totals:	Account:	604-5300-031	Net Change	Ending Balance		
Trx Date Jrnl No. Orig. Audit Trail			Description:	Health Ins. - Engineering	Beginning Balance:	\$180,873.28	\$180,873.28	\$180,873.28	\$0.00
			Distribution Reference		Orig. Master Number	Orig. Master Name		Debit	Credit
1/1/2018	349,609	PMTRX00011317	Purchases		350859347	Humana Dental Ins. Co.		\$110.25	
1/31/2018	350,714	GLTRX00045515							\$3,049.28
1/31/2018	351,181	GLTRX00045563						\$653.85	
1/31/2018	351,218	GLTRX00045564						\$31,011.92	
1/31/2018	351,470	GLTRX00045602						\$3,204.70	
2/21/2018	352,147	GLTRX00045727							\$3,413.52
2/27/2018	352,516	GLTRX00045781						\$30,653.11	
2/27/2018	352,517	GLTRX00045782						\$602.09	
2/27/2018	352,518	GLTRX00045783						\$95.55	

System:	DETAILED TRIAL B 9/24/2018	12:01:21 PM	Page:	262	User Date:	9/24/2018	User ID:	skampsen	
N Ky Water District									
2/28/2018	352,967	GLTRX00045842							\$27.30
2/28/2018	352,969	GLTRX00045844						\$877.22	
3/1/2018	352,559	PMTRX00011390	Purchases		350859449	Humana Dental Ins. Co.		\$102.90	
3/1/2018	352,631	PMTRX00011391	Purchases		NKWSDBL633284 03/18	Lincoln National Life Insurance Co.		\$1,171.25	
3/27/2018	353,959	GLTRX00045948							\$4,266.90
3/28/2018	354,046	GLTRX00045950						\$32,267.41	
3/30/2018	354,429	GLTRX00046019						\$289.20	
4/1/2018	354,533	PMTRX00011429	Purchases		NKWSDBL633284 4/18	Lincoln National Life Insurance Co.		\$1,070.49	
4/26/2018	355,336	GLTRX00046104							\$3,458.52
4/30/2018	355,451	GLTRX00046112						\$32,267.41	
4/30/2018	355,452	GLTRX00046113						\$102.90	
4/30/2018	355,720	GLTRX00046176						\$2,256.66	
5/23/2018	356,578	PMTRX00011480	Purchases		TUITION 05/18	Behrens, Nick		\$1,501.42	
5/30/2018	356,817	GLTRX00046282						\$32,267.41	
5/31/2018	356,537	GLTRX00046243							\$3,473.52
5/31/2018	356,819	GLTRX00046285						\$671.47	
5/31/2018	356,823	GLTRX00046287						\$102.90	
5/31/2018	357,180	GLTRX00046347						\$6,818.30	
6/29/2018	358,876	GLTRX00046560						\$1,961.80	
6/30/2018	358,197	GLTRX00046434						\$30,491.68	
6/30/2018	358,198	GLTRX00046435						\$671.47	
6/30/2018	358,199	GLTRX00046436						\$102.90	
6/30/2018	358,255	GLTRX00046468							\$4,139.05

Account: 604-5500-030			Totals:	Account:	604-5400-030	Net Change	Ending Balance		
Trx Date Jrnl No. Orig. Audit Trail			Description:	Education - Engineering	Beginning Balance:	\$189,498.17	\$189,498.17	\$211,326.26	\$21,828.09
			Distribution Reference		Orig. Master Number	Orig. Master Name		Debit	Credit
1/24/2018	350,819	PMTRX00011348	Purchases		CONFERENCE 04/18	KWWOA		\$180.00	
1/31/2018	351,274	PMTRX00011360	Purchases		PETTY CASH 01/18	Colleen Medert-Petty Cash		\$60.00	

2/14/2018	351,910	GLTRX00045682						\$107.50	
2/16/2018	352,378	PMTRX00011387	Purchases	CONF 06/18 S.KRAMER	AWWA			\$980.00	
2/28/2018	352,637	PMTRX00011391	Purchases	PETTY CASH 02/18	Colleen Medert-Petty Cash			\$50.00	
3/1/2018	353,706	PMTRX00011416	Purchases	BARRY MILLER 2018	No Ky Public Works Association			\$20.00	
3/1/2018	353,707	PMTRX00011416	Purchases	MTG 02/08/18	No Ky Public Works Association			\$10.00	
3/14/2018	353,337	GLTRX00045899						\$462.50	
3/19/2018	353,705	PMTRX00011416	Purchases	SAFETY CONF. 03/18	Murphy, Brad			\$357.84	
3/30/2018	354,454	PMTRX00011426	Purchases	PETTY CASH 03/18	Colleen Medert-Petty Cash			\$13.50	
4/18/2018	354,987	GLTRX00046072						\$25.00	
5/15/2018	356,256	GLTRX00046205						\$322.44	
5/30/2018	357,010	PMTRX00011488	Purchases	May-18	Colleen Medert-Petty Cash			\$60.00	
6/4/2018	357,319	PMTRX00011497	Purchases	LICENSE 06/18	Kyle Ryan			\$150.00	
6/27/2018	358,491	PMTRX00011526	Purchases	TRAVEL 06/18	Kramer, Amy			\$337.60	
6/30/2018	358,755	PMTRX00011530	Purchases	Jun-18	Colleen Medert-Petty Cash			\$20.00	
			Totals:	Account: 604-5500-030			Ending Balance	\$3,156.38	\$3,156.38
Account:	604-6300-025		Description:	Pension Cost - Pumping Stations	Beginning Balance:	\$0.00			\$0.00
Trx Date	Jrnl No.	Orig. Audit Trail	Distribution Reference	Orig. Master Number	Orig. Master Name			Debit	Credit
1/30/2018	350,916	GLTRX00045519						\$5,103.88	
2/27/2018	352,523	GLTRX00045786						\$4,974.65	
3/30/2018	354,285	GLTRX00045992						\$6,259.57	
4/30/2018	355,406	GLTRX00046111						\$5,011.25	
5/29/2018	356,809	GLTRX00046263						\$4,952.93	
6/30/2018	358,259	GLTRX00046471						\$6,260.23	
			Totals:	Account: 604-6300-025		Net Change	Ending Balance	\$32,562.51	\$32,562.51
Account:	604-6400-025		Description:	Health Ins. - Pumping Stations	Beginning Balance:	\$0.00			\$0.00
Trx Date	Jrnl No.	Orig. Audit Trail	Distribution Reference	Orig. Master Number	Orig. Master Name			Debit	Credit
1/1/2018	349,609	PMTRX00011317	Purchases	350859347	Humana Dental Ins. Co.			\$44.10	
1/31/2018	350,714	GLTRX00045515							\$1,519.56
1/31/2018	351,181	GLTRX00045563						\$244.26	
1/31/2018	351,218	GLTRX00045564						\$12,884.58	
1/31/2018	351,470	GLTRX00045602						\$576.00	
2/21/2018	352,147	GLTRX00045727							\$1,519.56
2/27/2018	352,516	GLTRX00045781						\$13,936.56	
2/27/2018	352,517	GLTRX00045782						\$244.26	
2/27/2018	352,518	GLTRX00045783						\$44.10	
3/1/2018	352,559	PMTRX00011390	Purchases	350859449	Humana Dental Ins. Co.			\$44.10	
System:	DETAILED TRIAL B 9/24/2018		12:01:21 PM	Page:	263	User Date:	9/24/2018	User ID:	skampsen
N Ky Water District									
3/1/2018	352,631	PMTRX00011391	Purchases	NKWSDBL633284 03/18	Lincoln National Life Insurance Co.			\$698.71	
3/27/2018	353,959	GLTRX00045948							\$1,899.45
3/28/2018	354,046	GLTRX00045950						\$13,936.56	
3/30/2018	354,429	GLTRX00046019						\$5,233.50	
4/1/2018	354,533	PMTRX00011429	Purchases	NKWSDBL633284 4/18	Lincoln National Life Insurance Co.			\$663.95	
4/23/2018	355,719	GLTRX00046175							\$57.00
4/26/2018	355,336	GLTRX00046104							\$1,564.56
4/30/2018	355,451	GLTRX00046112						\$13,936.56	
4/30/2018	355,452	GLTRX00046113						\$44.10	
4/30/2018	355,720	GLTRX00046176						\$277.20	
4/30/2018	355,720	GLTRX00046176						\$144.00	
5/30/2018	356,817	GLTRX00046282						\$13,936.56	
5/31/2018	356,537	GLTRX00046243							\$1,579.56
5/31/2018	356,819	GLTRX00046285						\$253.68	
5/31/2018	356,823	GLTRX00046287						\$44.10	
5/31/2018	357,180	GLTRX00046347						\$469.80	
6/29/2018	358,876	GLTRX00046560						\$387.50	
6/30/2018	358,197	GLTRX00046434						\$13,936.56	
6/30/2018	358,198	GLTRX00046435						\$253.68	



6/30/2018	358,199	GLTRX00046436					\$44.10		
6/30/2018	358,255	GLTRX00046468							\$2,429.75
			Totals:	Account:	604-6400-025	Net Change	Ending Balance		
Account:	604-6400-031		Description:	Health Ins. - Distribution	Beginning Balance:	\$81,709.08	\$81,709.08	\$92,278.52	\$10,569.44
Trx Date	Jrnl No.	Orig. Audit Trail	Distribution Reference		Orig. Master Number	Orig. Master Name		Debit	Credit
1/1/2018	349,609	PMTRX00011317	Purchases		350859347	Humana Dental Ins. Co.		\$257.25	
1/31/2018	350,714	GLTRX00045515							\$5,712.37
1/31/2018	351,181	GLTRX00045563						\$1,210.63	
1/31/2018	351,218	GLTRX00045564						\$60,570.99	
1/31/2018	351,470	GLTRX00045602						\$405.00	
2/21/2018	352,147	GLTRX00045727							\$5,632.04
2/27/2018	352,516	GLTRX00045781						\$59,171.98	
2/27/2018	352,517	GLTRX00045782						\$1,196.59	
2/27/2018	352,518	GLTRX00045783						\$242.55	
2/28/2018	352,969	GLTRX00045844						\$3,139.50	
3/1/2018	352,559	PMTRX00011390	Purchases		350859449	Humana Dental Ins. Co.		\$249.90	
3/1/2018	352,631	PMTRX00011391	Purchases		NKWSDBL633284 03/18	Lincoln National Life Insurance Co.		\$272.52	
3/27/2018	353,959	GLTRX00045948							\$7,313.23
3/28/2018	354,046	GLTRX00045950						\$67,637.68	
3/30/2018	354,429	GLTRX00046019						\$2,107.00	
4/1/2018	354,533	PMTRX00011429	Purchases		NKWSDBL633284 4/18	Lincoln National Life Insurance Co.		\$232.79	
4/23/2018	355,719	GLTRX00046175							\$82.80
4/26/2018	355,336	GLTRX00046104							\$5,677.04
4/30/2018	355,451	GLTRX00046112						\$69,395.64	
4/30/2018	355,452	GLTRX00046113						\$264.60	
4/30/2018	355,720	GLTRX00046176						\$1,457.00	
5/30/2018	356,817	GLTRX00046282						\$58,633.83	
5/31/2018	356,537	GLTRX00046243							\$5,625.82
5/31/2018	356,819	GLTRX00046285						\$1,275.19	
5/31/2018	356,823	GLTRX00046287						\$257.25	
5/31/2018	357,180	GLTRX00046347						\$5,222.10	
6/29/2018	358,876	GLTRX00046560						\$1,850.03	
6/30/2018	358,197	GLTRX00046434						\$65,808.38	
6/30/2018	358,198	GLTRX00046435						\$1,254.95	
6/30/2018	358,199	GLTRX00046436						\$235.20	
6/30/2018	358,255	GLTRX00046468							\$7,159.21
			Totals:	Account:	604-6400-031	Net Change	Ending Balance		
Account:	604-6500-025		Description:	Education - Pumping Stations	Beginning Balance:	\$365,146.04	\$365,146.04	\$402,348.55	\$37,202.51
Trx Date	Jrnl No.	Orig. Audit Trail	Distribution Reference		Orig. Master Number	Orig. Master Name		Debit	Credit
1/3/2018	350,165	PMTRX00011331	Purchases		22726	KWVWA		\$600.00	
1/30/2018	351,290	PMTRX00011360	Purchases		MILEAGE 01/18	Bill Speier		\$67.58	
1/30/2018	351,291	PMTRX00011360	Purchases		LICENSE 01/18	Bill Speier		\$155.00	
2/1/2018	351,891	PMTRX00011375	Purchases		MILEAGE 01/18	Jeff Schuchter		\$111.18	
2/1/2018	352,720	PMTRX00011394	Purchases		WDC8-2784REV	Cincinnati State College		\$299.00	
3/14/2018	353,337	GLTRX00045899						\$3,051.54	
4/1/2018	354,711	PMTRX00011433	Purchases		TRAVEL 04/18	Jeff Schuchter		\$441.97	
4/1/2018	354,712	PMTRX00011433	Purchases		MILEAGE 04/18	Jeff Schuchter		\$355.89	
4/13/2018	354,859	PMTRX00011439	Purchases		TRAINING 04/18	Simpson, Lori		\$16.78	
System:	DETAILED TRIAL B 9/24/2018		12:01:21 PM	Page:	264	User Date:	9/24/2018	User ID:	skampsen
N Ky Water District									
4/16/2018	355,043	PMTRX00011442	Purchases		MILEAGE 04/18	Glass, Steve		\$46.33	
4/16/2018	355,044	PMTRX00011442	Purchases		TRAINING 04/18	Glass, Steve		\$33.25	
4/20/2018	355,172	PMTRX00011449	Purchases		TRAVEL 05/18	Couch, Chris		\$50.00	
4/20/2018	355,173	PMTRX00011449	Purchases		TRAINING 05/18	Delaney Steve		\$50.00	
4/20/2018	355,182	PMTRX00011449	Purchases		8 MEMBERS 07/18	KY/TN Water Professionals Conference		\$1,400.00	
4/27/2018	355,858	PMTRX00011461	Purchases		TRAVEL 04/18.	Jeff Schuchter		\$250.10	
4/30/2018	355,784	PMTRX00011460	Purchases		FEMA TRAINING 4/18	Glass, Steve		\$11.08	

5/2/2018	356,350	PMTRX00011473	Purchases	MILEAGE APRIL 2018	Jeff Schuchter	\$61.04	
5/11/2018	356,359	PMTRX00011473	Purchases	300015398	Test Gauge & Backflow Supply	\$2,652.00	
5/15/2018	356,256	GLTRX00046205				\$504.24	
5/21/2018	356,670	PMTRX00011481	Purchases	TRAINING 05/08/18	Simpson, Lori	\$6.63	
5/24/2018	356,933	CMTRX00008400	Bank Transaction Entry	RCT000039312			\$36.01
5/30/2018	357,323	PMTRX00011497	Purchases	MILEAGE 05/18	Jeff Schuchter	\$117.18	
6/20/2018	358,008	PMTRX00011515	Purchases	TRAINING 06/18	Mills, Jarrod C.	\$100.00	
6/21/2018	357,969	PMTRX00011514	Purchases	TRAVEL 07/18	Glass, Steve	\$100.00	
6/21/2018	357,984	PMTRX00011514	Purchases	TRAVEL 06/18	Hodges, Nathan	\$100.00	
6/22/2018	358,063	PMTRX00011516	Purchases	TRAINING 07/18	Bill Speier	\$100.00	
6/26/2018	358,247	CMTRX00008427	Bank Transaction Entry	RCT000039529			\$12.88
6/30/2018	358,757	PMTRX00011530	Purchases	MILEAGE 06/18	Jeff Schuchter	\$26.16	

Totals:			Account:	604-6500-025	Net Change	Ending Balance	
Description:			Education - Distribution	\$10,658.06	\$10,658.06	\$10,706.95	\$48.89
Account:	604-6500-031			Beginning Balance:	\$0.00		
Trx Date	Jrnl No.	Orig. Audit Trail	Distribution Reference	Orig. Master Number	Orig. Master Name	Debit	Credit
1/1/2018	350,824	PMTRX00011348	Purchases	JASON MILLER 2018	No Ky Public Works Association	\$20.00	
1/24/2018	350,819	PMTRX00011348	Purchases	CONFERENCE 04/18	KWWOA	\$180.00	
1/25/2018	351,190	PMTRX00011359	Purchases	1627344-0001	Baker Corp.	\$2,805.00	
2/1/2018	351,785	PMTRX00011373	Purchases	C.HOPKINS 2/2018	Sanitation District No. 1	\$37.00	
2/14/2018	351,910	GLTRX00045682				\$150.00	
3/6/2018	353,293	PMTRX00011405	Purchases	MILEAGE 03/18	Garrard, John	\$126.99	
3/9/2018	353,469	PMTRX00011410	Purchases	PARKING-SAF CONF.	Garrard, John	\$36.00	
3/19/2018	353,705	PMTRX00011416	Purchases	SAFETY CONF. 03/18	Murphy, Brad	\$715.67	
3/30/2018	354,454	PMTRX00011426	Purchases	PETTY CASH 03/18	Colleen Medert-Petty Cash	\$19.95	
4/18/2018	354,987	GLTRX00046072				\$582.00	
6/1/2018	357,606	PMTRX00011504	Purchases	7001563279	AWWA	\$244.00	
6/1/2018	358,031	PMTRX00011516	Purchases	ROADEO 5/10/18	No Ky Public Works Association	\$120.00	
6/19/2018	357,975	PMTRX00011514	Purchases	TAP TEAM VEGAS 6/12	Gripshover, Rob	\$71.52	
6/20/2018	358,007	PMTRX00011515	Purchases	TAP TEAM VEGAS	Mills, Jarrod C.	\$464.19	
6/22/2018	358,026	GLTRX00046425				\$840.00	
6/26/2018	358,509	PMTRX00011526	Purchases	3- CLASS 07/12/18	Train 2 Retain Resources, LLC	\$200.00	
6/30/2018	358,758	PMTRX00011530	Purchases	TAPPING TEAM 06/18	Tischner, Mark	\$466.15	

Totals:			Account:	604-6500-031	Net Change	Ending Balance	
Description:			Pension - Meter Reading	\$7,078.47	\$7,078.47	\$7,078.47	\$0.00
Account:	604-7300-050			Beginning Balance:	\$0.00		
Trx Date	Jrnl No.	Orig. Audit Trail	Distribution Reference	Orig. Master Number	Orig. Master Name	Debit	Credit
1/30/2018	350,916	GLTRX00045519				\$714.13	
2/27/2018	352,523	GLTRX00045786				\$687.72	
3/30/2018	354,285	GLTRX00045992				\$859.65	
4/30/2018	355,406	GLTRX00046111				\$687.72	
5/29/2018	356,809	GLTRX00046263				\$687.72	
6/30/2018	358,259	GLTRX00046471				\$859.65	

Totals:			Account:	604-7300-050	Net Change	Ending Balance	
Description:			Pension - Field Service	\$4,496.59	\$4,496.59	\$4,496.59	\$0.00
Account:	604-7300-051			Beginning Balance:	\$0.00		
Trx Date	Jrnl No.	Orig. Audit Trail	Distribution Reference	Orig. Master Number	Orig. Master Name	Debit	Credit
1/30/2018	350,916	GLTRX00045519				\$8,996.16	
2/27/2018	352,523	GLTRX00045786				\$6,257.05	
3/30/2018	354,285	GLTRX00045992				\$8,085.12	
4/30/2018	355,406	GLTRX00046111				\$5,880.17	
5/29/2018	356,809	GLTRX00046263				\$5,851.86	
6/30/2018	358,259	GLTRX00046471				\$8,453.32	

Totals:			Account:	604-7300-051	Net Change	Ending Balance	
Description:			Pension - Account Service	\$43,523.68	\$43,523.68	\$43,523.68	\$0.00
Account:	604-7300-052			Beginning Balance:	\$0.00		
Trx Date	Jrnl No.	Orig. Audit Trail	Distribution Reference	Orig. Master Number	Orig. Master Name	Debit	Credit
System:	DETAILED TRIAL B	9/24/2018	12:01:21 PM	Page:	265	9/24/2018	User ID: skampsen

1/30/2018	350,916	GLTRX00045519						\$6,715.20	
2/27/2018	352,523	GLTRX00045786						\$6,713.33	
3/30/2018	354,285	GLTRX00045992						\$8,580.63	
4/30/2018	355,406	GLTRX00046111						\$7,014.67	
5/29/2018	356,809	GLTRX00046263						\$6,995.08	
6/30/2018	358,259	GLTRX00046471						\$8,734.78	
Totals:				Account:	604-7300-052	Net Change	Ending Balance		
Account:	604-7300-056		Description:	Pension - Meter Shop	Beginning Balance:	\$44,753.69	\$44,753.69	\$44,753.69	\$0.00
Trx Date	Jrnl No.	Orig. Audit Trail	Distribution Reference	Orig. Master Number	Orig. Master Name			Debit	Credit
1/30/2018	350,916	GLTRX00045519						\$4,657.40	
2/27/2018	352,523	GLTRX00045786						\$3,761.64	
3/30/2018	354,285	GLTRX00045992						\$5,045.25	
4/30/2018	355,406	GLTRX00046111						\$4,201.49	
5/29/2018	356,809	GLTRX00046263						\$4,018.58	
6/30/2018	358,259	GLTRX00046471						\$4,629.29	
Totals:				Account:	604-7300-056	Net Change	Ending Balance		
Account:	604-7400-050		Description:	Health Ins. - Meter Reading	Beginning Balance:	\$26,313.65	\$26,313.65	\$26,313.65	\$0.00
Trx Date	Jrnl No.	Orig. Audit Trail	Distribution Reference	Orig. Master Number	Orig. Master Name			Debit	Credit
1/1/2018	349,609	PMTRX00011317	Purchases					\$7.35	
1/31/2018	351,181	GLTRX00045563						\$35.09	
1/31/2018	351,218	GLTRX00045564						\$896.82	
1/31/2018	351,470	GLTRX00045602						\$234.00	
2/27/2018	352,516	GLTRX00045781						\$896.82	
2/27/2018	352,517	GLTRX00045782						\$35.09	
2/27/2018	352,518	GLTRX00045783						\$7.35	
3/1/2018	352,559	PMTRX00011390	Purchases	350859449	Humana Dental Ins. Co.			\$7.35	
3/1/2018	352,631	PMTRX00011391	Purchases	NKWSDBL633284 03/18	Lincoln National Life Insurance Co.			\$38.87	
3/28/2018	354,046	GLTRX00045950						\$896.82	
4/1/2018	354,533	PMTRX00011429	Purchases	NKWSDBL633284 4/18	Lincoln National Life Insurance Co.			\$36.35	
4/30/2018	355,451	GLTRX00046112						\$896.82	
4/30/2018	355,452	GLTRX00046113						\$7.35	
5/30/2018	356,817	GLTRX00046282						\$896.82	
5/31/2018	356,819	GLTRX00046285						\$36.35	
5/31/2018	356,823	GLTRX00046287						\$7.35	
6/30/2018	358,197	GLTRX00046434						\$896.82	
6/30/2018	358,198	GLTRX00046435						\$36.35	
6/30/2018	358,199	GLTRX00046436						\$7.35	
Totals:				Account:	604-7400-050	Net Change	Ending Balance		
Account:	604-7400-051		Description:	Health Ins. - Field Service	Beginning Balance:	\$5,877.12	\$5,877.12	\$5,877.12	\$0.00
Trx Date	Jrnl No.	Orig. Audit Trail	Distribution Reference	Orig. Master Number	Orig. Master Name			Debit	Credit
1/1/2018	349,609	PMTRX00011317	Purchases	350859347	Humana Dental Ins. Co.			\$73.50	
1/31/2018	350,714	GLTRX00045515							\$1,225.16
1/31/2018	351,181	GLTRX00045563						\$312.50	
1/31/2018	351,218	GLTRX00045564						\$14,887.11	
1/31/2018	351,470	GLTRX00045602						\$492.00	
2/21/2018	352,147	GLTRX00045727							\$1,225.16
2/27/2018	352,516	GLTRX00045781						\$16,322.07	
2/27/2018	352,517	GLTRX00045782						\$312.50	
2/27/2018	352,518	GLTRX00045783						\$58.80	
2/28/2018	352,969	GLTRX00045844						\$250.50	
3/1/2018	352,559	PMTRX00011390	Purchases	350859449	Humana Dental Ins. Co.			\$66.15	
3/1/2018	352,631	PMTRX00011391	Purchases	NKWSDBL633284 03/18	Lincoln National Life Insurance Co.			\$291.62	
3/27/2018	353,959	GLTRX00045948							\$1,498.34
3/28/2018	354,046	GLTRX00045950						\$13,810.95	
3/30/2018	354,429	GLTRX00046019						\$112.50	
4/1/2018	354,533	PMTRX00011429	Purchases	NKWSDBL633284 4/18	Lincoln National Life Insurance Co.			\$348.54	

4/26/2018	355,336	GLTRX00046104						\$1,092.72
4/30/2018	355,451	GLTRX00046112				\$16,501.41		
4/30/2018	355,452	GLTRX00046113				\$66.15		
4/30/2018	355,720	GLTRX00046176				\$231.00		
5/30/2018	356,817	GLTRX00046282				\$12,375.99		
5/31/2018	356,537	GLTRX00046243						\$1,092.72
5/31/2018	356,819	GLTRX00046285				\$239.22		
5/31/2018	356,823	GLTRX00046287				\$66.15		
System:	DETAILED TRIAL B 9/24/2018	12:01:21 PM	Page:	266	User Date:	9/24/2018	User ID:	skampsen

N Ky Water District								
5/31/2018	357,180	GLTRX00046347				\$419.50		
6/29/2018	358,876	GLTRX00046560				\$85.50		
6/30/2018	358,197	GLTRX00046434				\$15,766.02		
6/30/2018	358,198	GLTRX00046435				\$280.98		
6/30/2018	358,199	GLTRX00046436				\$66.15		
6/30/2018	358,255	GLTRX00046468						\$1,568.75

Totals:								
Account:	604-7400-052	Description:	Health Ins. - Account Service	604-7400-051	Net Change	Ending Balance	\$93,436.81	\$7,702.85
Trx Date	Jrnl No.	Orig. Audit Trail	Distribution Reference	Beginning Balance:	\$85,733.96	\$85,733.96		
1/1/2018	349,609	PMTRX00011317	Purchases	Orig. Master Number	\$0.00			
1/31/2018	350,714	GLTRX00045515		350859347	Orig. Master Name		Debit	Credit
1/31/2018	351,181	GLTRX00045563			Humana Dental Ins. Co.		\$88.20	
1/31/2018	351,218	GLTRX00045564					\$359.38	\$1,339.46
1/31/2018	351,470	GLTRX00045602					\$19,658.38	
2/21/2018	352,147	GLTRX00045727					\$261.90	
2/27/2018	352,516	GLTRX00045781						\$1,248.40
2/27/2018	352,517	GLTRX00045782					\$19,335.52	
2/27/2018	352,518	GLTRX00045783					\$359.38	
2/28/2018	352,969	GLTRX00045844					\$88.20	
3/1/2018	352,559	PMTRX00011390	Purchases	350859449	Humana Dental Ins. Co.		\$981.10	
3/1/2018	352,631	PMTRX00011391	Purchases	NKWSDL633284 03/18	Lincoln National Life Insurance Co.		\$88.20	
3/27/2018	353,959	GLTRX00045948					\$395.20	
3/28/2018	354,046	GLTRX00045950						\$1,732.70
3/30/2018	354,429	GLTRX00046019					\$18,402.89	
4/1/2018	354,533	PMTRX00011429	Purchases	NKWSDL633284 4/18	Lincoln National Life Insurance Co.		\$2,855.60	
4/26/2018	355,336	GLTRX00046104					\$422.44	
4/30/2018	355,451	GLTRX00046112						\$1,715.09
4/30/2018	355,452	GLTRX00046113					\$20,949.82	
4/30/2018	355,720	GLTRX00046176					\$88.20	
5/30/2018	356,817	GLTRX00046282					\$629.50	
5/31/2018	356,537	GLTRX00046243					\$19,335.52	
5/31/2018	356,819	GLTRX00046285						\$1,749.23
5/31/2018	356,823	GLTRX00046287					\$361.13	
5/31/2018	357,180	GLTRX00046347					\$88.20	
6/29/2018	358,876	GLTRX00046560					\$1,040.00	
6/30/2018	358,197	GLTRX00046434					\$241.60	
6/30/2018	358,198	GLTRX00046435					\$19,981.24	
6/30/2018	358,199	GLTRX00046436					\$361.13	
6/30/2018	358,255	GLTRX00046468					\$95.55	
Totals:								
Account:	604-7400-052	Description:	Health Insurance - Meter Shop	604-7400-052	Net Change	Ending Balance	\$126,468.28	\$9,834.82
Trx Date	Jrnl No.	Orig. Audit Trail	Distribution Reference	Beginning Balance:	\$116,633.46	\$116,633.46		
1/1/2018	349,609	PMTRX00011317	Purchases	Orig. Master Number	\$0.00			
1/31/2018	350,714	GLTRX00045515		350859347	Orig. Master Name		Debit	Credit
1/31/2018	351,181	GLTRX00045563			Humana Dental Ins. Co.		\$51.45	
1/31/2018	351,218	GLTRX00045564					\$217.65	\$993.36
2/21/2018	352,147	GLTRX00045727					\$11,658.64	
Totals:								
Account:	604-7400-056	Description:	Health Insurance - Meter Shop	604-7400-052	Net Change	Ending Balance	\$126,468.28	\$9,834.82
Trx Date	Jrnl No.	Orig. Audit Trail	Distribution Reference	Beginning Balance:	\$116,633.46	\$116,633.46		
1/1/2018	349,609	PMTRX00011317	Purchases	Orig. Master Number	\$0.00			
1/31/2018	350,714	GLTRX00045515		350859347	Orig. Master Name		Debit	Credit
1/31/2018	351,181	GLTRX00045563			Humana Dental Ins. Co.		\$51.45	
1/31/2018	351,218	GLTRX00045564					\$217.65	\$993.36
2/21/2018	352,147	GLTRX00045727					\$11,658.64	

2/27/2018	352,516	GLTRX00045781							\$9,865.00	
2/27/2018	352,517	GLTRX00045782							\$162.53	
2/27/2018	352,518	GLTRX00045783							\$36.75	
2/28/2018	352,969	GLTRX00045844							\$95.40	
3/1/2018	352,559	PMTRX00011390	Purchases		350859449	Humana Dental Ins. Co.			\$44.10	
3/1/2018	352,631	PMTRX00011391	Purchases		NKWSDBL633284 03/18	Lincoln National Life Insurance Co.			\$210.49	
3/27/2018	353,959	GLTRX00045948								\$1,514.88
3/28/2018	354,046	GLTRX00045950							\$10,761.82	
3/30/2018	354,429	GLTRX00046019							\$114.00	
4/1/2018	354,533	PMTRX00011429	Purchases		NKWSDBL633284 4/18	Lincoln National Life Insurance Co.			\$222.69	
4/26/2018	355,336	GLTRX00046104								\$1,357.60
4/30/2018	355,451	GLTRX00046112							\$16,501.40	
4/30/2018	355,452	GLTRX00046113							\$58.80	
5/30/2018	356,817	GLTRX00046282							\$13,631.61	
5/31/2018	356,537	GLTRX00046243								\$1,357.60
5/31/2018	356,819	GLTRX00046285							\$222.69	
5/31/2018	356,823	GLTRX00046287							\$51.45	
5/31/2018	357,180	GLTRX00046347							\$196.00	
6/30/2018	358,197	GLTRX00046434							\$12,734.79	
6/30/2018	358,198	GLTRX00046435							\$222.69	
System:	DETAILED TRIAL B 9/24/2018		12:01:21 PM	Page:	267	User Date:	9/24/2018	User ID:	skampsen	
N Ky Water District										
6/30/2018	358,199	GLTRX00046436							\$51.45	
6/30/2018	358,255	GLTRX00046468								\$1,697.00
			Totals:	Account:	604-7400-056	Net Change	Ending Balance			
Account:	604-7500-051		Description:	Education - Field Service	\$69,197.60	\$69,197.60	\$77,111.40	\$7,913.80		
Trx Date	Jrnl No.	Orig. Audit Trail	Distribution Reference	Education - Field Service	Beginning Balance:	\$0.00			Debit	Credit
6/26/2018	358,885	PMTRX00011533	Purchases		Orig. Master Number	WDC8-4189			\$598.00	
			Totals:	Account:	604-7500-051	Net Change	Ending Balance			
Account:	604-7500-056		Description:	Education - Meter Shop	\$598.00	\$598.00	\$598.00	\$0.00		
Trx Date	Jrnl No.	Orig. Audit Trail	Distribution Reference	Education - Meter Shop	Beginning Balance:	\$0.00			Debit	Credit
6/1/2018	358,031	PMTRX00011516	Purchases		Orig. Master Number	ROADEO 5/10/18			\$15.00	
6/1/2018	358,032	PMTRX00011516	Purchases			No Ky Public Works Association			\$20.00	
6/1/2018	358,033	PMTRX00011516	Purchases			MTG 04/05/18			\$20.00	
6/14/2018	358,030	PMTRX00011516	Purchases			BARRY MILLER 06/18			\$20.00	
6/26/2018	358,509	PMTRX00011526	Purchases			MTG 06/14/18			\$30.00	
			Totals:	Account:	604-7500-056	Net Change	Ending Balance			
Account:	604-8000-079		Description:	Dental Benefits Clearing Account	\$185.00	\$185.00	\$185.00	\$0.00		
Trx Date	Jrnl No.	Orig. Audit Trail	Distribution Reference	Dental Benefits Clearing Account	Beginning Balance:	\$0.00			Debit	Credit
1/4/2018	350,010	GLTRX00045419			Orig. Master Number				\$851.70	
1/11/2018	350,580	GLTRX00045496							\$781.10	
1/18/2018	350,713	GLTRX00045514							\$1,479.20	
1/25/2018	351,090	GLTRX00045549							\$4,488.05	
1/30/2018	351,469	GLTRX00045601							\$3,266.90	
1/31/2018	351,470	GLTRX00045602								\$10,866.95
2/2/2018	351,966	GLTRX00045686							\$1,961.90	
2/8/2018	351,967	GLTRX00045687							\$742.52	
2/15/2018	352,132	GLTRX00045714							\$2,114.90	
2/22/2018	352,522	GLTRX00045785							\$7,044.80	
2/28/2018	352,968	GLTRX00045843							\$1,239.05	
2/28/2018	352,969	GLTRX00045844								\$13,103.17
3/1/2018	353,049	GLTRX00045866							\$5,251.70	
3/8/2018	353,342	GLTRX00045905							\$798.70	
3/15/2018	353,559	GLTRX00045912							\$5,602.33	
3/22/2018	353,952	GLTRX00045946							\$4,308.80	
3/30/2018	354,281	GLTRX00045988							\$1,234.65	

3/30/2018	354,429	GLTRX00046019								
4/5/2018	354,723	GLTRX00046044								\$17,196.18
4/12/2018	355,077	GLTRX00046073							\$3,240.26	
4/19/2018	355,316	GLTRX00046100							\$3,584.60	
4/26/2018	355,649	GLTRX00046145							\$1,318.76	
4/30/2018	355,720	GLTRX00046176							\$4,690.15	
5/4/2018	355,984	GLTRX00046192								\$12,833.77
5/10/2018	356,259	GLTRX00046217							\$7,506.60	
5/17/2018	356,455	GLTRX00046222							\$6,057.72	
5/24/2018	356,810	GLTRX00046264							\$2,864.30	
5/30/2018	357,020	GLTRX00046312							\$2,292.53	
5/31/2018	357,180	GLTRX00046347							\$1,831.15	
6/7/2018	357,519	GLTRX00046378								\$20,552.30
6/21/2018	358,200	GLTRX00046437							\$2,830.30	
6/28/2018	358,837	GLTRX00046548							\$2,795.93	
6/29/2018	358,876	GLTRX00046560							\$1,235.75	
										\$6,861.98

Account: 604-8300-072		Totals:	Account: 604-8000-079	Net Change	Ending Balance				
Trx Date		Description:	Pension - Executive Mgt.	\$0.00	\$0.00	\$81,414.35	\$81,414.35		
Jrnl No.		Distribution Reference	Beginning Balance:	\$0.00					
Orig. Audit Trail			Orig. Master Number	Orig. Master Name		Debit	Credit		
1/30/2018	350,916	GLTRX00045519				\$4,987.55			
2/27/2018	352,523	GLTRX00045786				\$5,159.30			
3/30/2018	354,285	GLTRX00045992				\$6,385.12			
4/30/2018	355,406	GLTRX00046111				\$5,141.87			
5/29/2018	356,809	GLTRX00046263				\$4,384.03			
6/30/2018	358,259	GLTRX00046471				\$2,720.19			
System:	DETAILED TRIAL B 9/24/2018	12:01:21 PM	Page:	268	User Date:	9/24/2018	User ID:	skampsen	
N Ky Water District									

Account: 604-8300-074		Totals:	Account: 604-8300-072	Net Change	Ending Balance				
Trx Date		Description:	Pension - BK/Accting	\$28,778.06	\$28,778.06	\$28,778.06	\$0.00		
Jrnl No.		Distribution Reference	Beginning Balance:	\$0.00					
Orig. Audit Trail			Orig. Master Number	Orig. Master Name		Debit	Credit		
1/30/2018	350,916	GLTRX00045519				\$5,114.63			
2/27/2018	352,523	GLTRX00045786				\$5,050.65			
3/30/2018	354,285	GLTRX00045992				\$7,076.53			
4/30/2018	355,406	GLTRX00046111				\$6,157.04			
5/29/2018	356,809	GLTRX00046263				\$6,100.32			
6/30/2018	358,259	GLTRX00046471				\$7,617.41			

Account: 604-8300-078		Totals:	Account: 604-8300-074	Net Change	Ending Balance				
Trx Date		Description:	Pension - HR/Info Systems	\$37,116.58	\$37,116.58	\$37,116.58	\$0.00		
Jrnl No.		Distribution Reference	Beginning Balance:	\$0.00					
Orig. Audit Trail			Orig. Master Number	Orig. Master Name		Debit	Credit		
1/30/2018	350,916	GLTRX00045519				\$9,768.75			
2/27/2018	352,523	GLTRX00045786				\$9,938.31			
3/30/2018	354,285	GLTRX00045992				\$12,806.59			
4/30/2018	355,406	GLTRX00046111				\$10,610.22			
5/29/2018	356,809	GLTRX00046263				\$10,458.48			
6/30/2018	358,259	GLTRX00046471				\$13,171.30			

Account: 604-8400-072		Totals:	Account: 604-8300-078	Net Change	Ending Balance				
Trx Date		Description:	Health Ins. - Executive Mgt.	\$66,753.65	\$66,753.65	\$66,753.65	\$0.00		
Jrnl No.		Distribution Reference	Beginning Balance:	\$0.00					
Orig. Audit Trail			Orig. Master Number	Orig. Master Name		Debit	Credit		
1/1/2018	349,609	PMTRX00011317				\$14.70			
1/31/2018	350,714	GLTRX00045515							\$294.72
1/31/2018	351,181	GLTRX00045563				\$143.04			
1/31/2018	351,218	GLTRX00045564				\$3,390.03			
1/31/2018	351,470	GLTRX00045602				\$117.00			
2/12/2018	351,782	PMTRX00011373	Purchases	RON LOVAN 02/18	Prudential	\$859.82			
2/21/2018	352,147	GLTRX00045727							\$294.72

2/27/2018	352,516	GLTRX00045781					\$3,390.03		
2/27/2018	352,517	GLTRX00045782					\$143.04		
2/27/2018	352,518	GLTRX00045783					\$14.70		
3/1/2018	352,559	PMTRX00011390	Purchases	350859449	Humana Dental Ins. Co.		\$14.70		
3/1/2018	352,631	PMTRX00011391	Purchases	NKWSDBL633284 03/18	Lincoln National Life Insurance Co.		\$146.88		
3/27/2018	353,959	GLTRX00045948						\$368.40	
3/28/2018	354,046	GLTRX00045950					\$3,390.03		
4/1/2018	354,533	PMTRX00011429	Purchases	NKWSDBL633284 4/18	Lincoln National Life Insurance Co.		\$144.32		
4/30/2018	355,451	GLTRX00046112					\$3,390.03		
4/30/2018	355,452	GLTRX00046113					\$14.70		
5/9/2018	356,393	PMTRX00011475	Purchases	L9626014 05/2018	Prudential Financial		\$3,146.18		
5/30/2018	356,817	GLTRX00046282					\$3,390.03		
5/31/2018	356,537	GLTRX00046243						\$195.39	
5/31/2018	356,819	GLTRX00046285					\$144.32		
5/31/2018	356,823	GLTRX00046287					\$14.70		
5/31/2018	357,180	GLTRX00046347					\$117.00		
6/11/2018	357,580	CMTRX00008414	Bank Transaction Entry	RCT000039443				\$132.44	
6/30/2018	358,197	GLTRX00046434					\$3,390.03		
6/30/2018	358,198	GLTRX00046435					\$144.32		
6/30/2018	358,199	GLTRX00046436					\$14.70		
6/30/2018	358,255	GLTRX00046468						\$335.29	
							Net Change	Ending Balance	
							\$23,913.34	\$23,913.34	\$25,534.30
							\$0.00		\$1,620.96
Account:	604-8400-074	Totals:	Account:	604-8400-072	Beginning Balance:	\$0.00			
Trx Date	Jrnl No.	Orig. Audit Trail	Description:	Health Ins. - BK/Acct.	Orig. Master Number	Orig. Master Name	Debit	Credit	
1/1/2018	349,609	PMTRX00011317	Purchases	350859347	Humana Dental Ins. Co.		\$36.75		
1/31/2018	350,714	GLTRX00045515						\$1,255.00	
1/31/2018	351,181	GLTRX00045563					\$245.82		
1/31/2018	351,218	GLTRX00045564					\$11,281.92		
1/31/2018	351,470	GLTRX00045602					\$1,169.00		
2/21/2018	352,147	GLTRX00045727						\$1,255.00	
2/27/2018	352,516	GLTRX00045781					\$11,281.92		
2/27/2018	352,517	GLTRX00045782					\$245.82		
System:	DETAILED TRIAL B 9/24/2018	12:01:21 PM	Page:	269	User Date:	9/24/2018	User ID:	skampsen	

N Ky Water District

2/27/2018	352,518	GLTRX00045783					\$66.15		
2/28/2018	352,969	GLTRX00045844					\$1,089.00		
3/1/2018	352,559	PMTRX00011390	Purchases	350859449	Humana Dental Ins. Co.		\$51.45		
3/1/2018	352,631	PMTRX00011391	Purchases	NKWSDBL633284 03/18	Lincoln National Life Insurance Co.		\$330.21		
3/27/2018	353,959	GLTRX00045948						\$1,690.46	
3/28/2018	354,046	GLTRX00045950					\$11,281.92		
3/30/2018	354,429	GLTRX00046019					\$907.20		
4/1/2018	354,533	PMTRX00011429	Purchases	NKWSDBL633284 4/18	Lincoln National Life Insurance Co.		\$366.61		
4/26/2018	355,336	GLTRX00046104						\$1,417.28	
4/30/2018	355,451	GLTRX00046112					\$11,281.92		
4/30/2018	355,452	GLTRX00046113					\$66.15		
4/30/2018	355,720	GLTRX00046176					\$414.70		
5/30/2018	356,817	GLTRX00046282					\$16,609.11		
5/31/2018	356,537	GLTRX00046243						\$1,417.28	
5/31/2018	356,819	GLTRX00046285					\$311.90		
5/31/2018	356,823	GLTRX00046287					\$58.80		
6/29/2018	358,876	GLTRX00046560					\$176.00		
6/30/2018	358,197	GLTRX00046434					\$13,057.65		
6/30/2018	358,198	GLTRX00046435					\$311.90		
6/30/2018	358,199	GLTRX00046436					\$58.80		
6/30/2018	358,255	GLTRX00046468						\$1,771.60	
							Net Change	Ending Balance	
							\$71,894.08	\$71,894.08	\$80,700.70
							\$0.00		\$8,806.62
Account:	604-8400-078	Totals:	Account:	604-8400-074	Beginning Balance:	\$0.00			
		Description:	Health Ins - HR/Info Systems						

Trx Date	Jrnl No.	Orig. Audit Trail	Distribution Reference	Orig. Master Number	Orig. Master Name	Debit	Credit
1/1/2018	349,609	PMTRX00011317	Purchases	350859347	Humana Dental Ins. Co.	\$66.15	
1/31/2018	350,714	GLTRX00045515					\$1,652.32
1/31/2018	351,181	GLTRX00045563				\$492.44	
1/31/2018	351,218	GLTRX00045564				\$15,048.67	
1/31/2018	351,470	GLTRX00045602				\$2,316.30	
1/31/2018	351,529	PMTRX00011364	Purchases	44947605	United Healthcare Insurance	\$5.70	
2/21/2018	352,147	GLTRX00045727					\$1,652.32
2/27/2018	352,516	GLTRX00045781				\$22,043.74	
2/27/2018	352,517	GLTRX00045782				\$492.44	
2/27/2018	352,518	GLTRX00045783				\$66.15	
2/28/2018	352,777	PMTRX00011395	Purchases	45055493	United Healthcare Insurance	\$5.90	
2/28/2018	352,969	GLTRX00045844				\$417.20	
3/1/2018	352,559	PMTRX00011390	Purchases	350859449	Humana Dental Ins. Co.	\$88.20	
3/1/2018	352,631	PMTRX00011391	Purchases	NKWSDBL633284 03/18	Lincoln National Life Insurance Co.	\$541.85	
3/19/2018	353,705	PMTRX00011416	Purchases	SAFETY CONF. 03/18	Murphy, Brad	\$1,073.50	
3/27/2018	353,959	GLTRX00045948					\$2,338.58
3/28/2018	354,046	GLTRX00045950				\$16,662.97	
3/30/2018	354,429	GLTRX00046019				\$2,256.20	
4/1/2018	354,533	PMTRX00011429	Purchases	NKWSDBL633284 4/18	Lincoln National Life Insurance Co.	\$537.30	
4/4/2018	354,527	PMTRX00011429	Purchases	TUITION 04/18	Bryant, Chris	\$1,245.00	
4/20/2018	355,355	PMTRX00011452	Purchases	TUITION 04/18.	Bryant, Chris	\$590.00	
4/26/2018	355,336	GLTRX00046104					\$2,016.56
4/30/2018	355,451	GLTRX00046112				\$23,658.04	
4/30/2018	355,452	GLTRX00046113				\$88.20	
4/30/2018	355,720	GLTRX00046176				\$2,525.00	
5/1/2018	356,495	GLTRX00046241					\$2,908.50
5/16/2018	356,384	PMTRX00011475	Purchases	TUITION 05/18	Bryant, Chris	\$1,835.00	
5/30/2018	356,817	GLTRX00046282				\$20,788.25	
5/31/2018	356,537	GLTRX00046243					\$2,016.56
5/31/2018	356,819	GLTRX00046285				\$537.30	
5/31/2018	356,823	GLTRX00046287				\$80.85	
5/31/2018	357,180	GLTRX00046347				\$1,639.60	
6/27/2018	358,278	PMTRX00011518	Purchases	TUITION 06/18	Bryant, Chris	\$1,835.00	
6/29/2018	358,876	GLTRX00046560				\$211.00	
6/30/2018	358,197	GLTRX00046434				\$20,788.25	
6/30/2018	358,198	GLTRX00046435				\$537.30	
6/30/2018	358,199	GLTRX00046436				\$80.85	
6/30/2018	358,255	GLTRX00046468					\$2,520.70

Account: 604-8500-072			Totals:	Account:	604-8400-078	Net Change	Ending Balance		
			Description:	Education - Executive Mgt.	Beginning Balance:	\$123,448.81	\$123,448.81	\$138,554.35	\$15,105.54
Trx Date	Jrnl No.	Orig. Audit Trail	Distribution Reference	Orig. Master Number	Orig. Master Name	Debit	Credit		
1/1/2018	350,572	PMTRX00011343	Purchases	RON LOVAN 2018	NKCCMA	\$180.00			
5/15/2018	356,256	GLTRX00046205				\$380.40			
System:	DETAILED TRIAL B 9/24/2018		12:01:21 PM	Page:	270	User Date:	9/24/2018	User ID:	skampsen

5/15/2018	356,386	PMTRX00011475	Purchases	R.LOVAN 2018	Confluence	\$500.00			
5/31/2018	357,301	PMTRX00011496	Purchases	216354	No Ky Chamber of Commerce	\$30.00			

Account: 604-8500-074			Totals:	Account:	604-8500-072	Net Change	Ending Balance		
			Description:	Education- Accounting	Beginning Balance:	\$1,090.40	\$1,090.40	\$1,090.40	\$0.00
Trx Date	Jrnl No.	Orig. Audit Trail	Distribution Reference	Orig. Master Number	Orig. Master Name	Debit	Credit		
2/14/2018	351,910	GLTRX00045682				\$100.00			
3/6/2018	353,079	PMTRX00011399	Purchases	A. MATTINGLY 2018	Northern KY Bar Association	\$185.00			
3/14/2018	353,337	GLTRX00045899				\$556.00			
3/16/2018	353,676	PMTRX00011415	Purchases	WEB ACCESS 03/18	Kenton County Clerk	\$675.00			
3/22/2018	354,076	PMTRX00011421	Purchases	TRAINING 03/18	Kampsen, Stacey	\$55.38			
3/23/2018	353,622	PMTRX00011413	Purchases	REIMBURSE MILEAGE	Flynn, Tara	\$35.16			



3/28/2018	354,154	PMTRX00011422	Purchases	MILEAGE 03/18	Rechtin, Lindsey	\$186.64			
4/1/2018	355,860	PMTRX00011461	Purchases	8032319	Skillpath Seminars	\$349.00			
4/18/2018	354,987	GLTRX00046072				\$10.80			
5/14/2018	356,338	PMTRX00011472	Purchases	MATTINGLY 2018	Municipal Attorneys Assoc. of KY	\$100.00			
5/25/2018	356,813	PMTRX00011485	Purchases	MILEAGE 05/18	Kampsen, Stacey	\$113.36			
5/31/2018	357,393	PMTRX00011499	Purchases	3091516453	LexisNexis	\$95.00			
6/7/2018	357,297	PMTRX00011496	Purchases	CONF 06/18	Mattingly, Alex	\$201.45			
6/30/2018	358,748	PMTRX00011530	Purchases	MILEAGE 06/18	Kampsen, Stacey	\$106.28			
			Totals:	Account:	604-8500-074	Ending Balance			
Account:	604-8500-076		Description:	Education - Board of Comm.	Beginning Balance:	\$2,769.07	\$2,769.07	\$0.00	
Trx Date	Jrnl No.	Orig. Audit Trail	Distribution Reference	Orig. Master Number	Orig. Master Name		Debit	Credit	
2/14/2018	351,910	GLTRX00045682					\$53.22		
2/14/2018	351,910	GLTRX00045682					\$46.28		
2/14/2018	351,910	GLTRX00045682					\$30.93		
3/14/2018	353,337	GLTRX00045899					\$148.86		
4/18/2018	354,987	GLTRX00046072					\$2,053.68		
5/15/2018	356,256	GLTRX00046205					\$1,848.84		
6/20/2018	357,887	GLTRX00046421					\$57.14		
6/30/2018	358,760	PMTRX00011530	Purchases	AWWA VEGAS 06/18	Wagner, Douglas		\$484.06		
6/30/2018	362,096	GLTRX00047006						\$110.00	
			Totals:	Account:	604-8500-076	Ending Balance			
Account:	604-8500-078		Description:	Education - HR-Info Systems	Beginning Balance:	\$4,613.01	\$4,613.01	\$4,723.01	
Trx Date	Jrnl No.	Orig. Audit Trail	Distribution Reference	Orig. Master Number	Orig. Master Name		Debit	Credit	
1/17/2018	350,740	CMTRX00008279	Bank Transaction Entry	RCT000038426				\$4.39	
1/24/2018	351,205	PMTRX00011359	Purchases	PARKING 01/18	Clemons, Kim		\$12.00		
3/14/2018	353,337	GLTRX00045899					\$160.02		
3/28/2018	354,072	PMTRX00011421	Purchases	MILEAGE 03/18	Boden, Deanna		\$115.54		
3/28/2018	354,143	CMTRX00008345	Bank Transaction Entry	RCT000038902				\$106.29	
4/18/2018	354,987	GLTRX00046072					\$359.00		
4/30/2018	355,881	PMTRX00011462	Purchases	MILEAGE 03-04,2018	Mattingly, Alex		\$149.88		
5/1/2018	356,495	GLTRX00046241					\$2,908.50		
5/15/2018	356,256	GLTRX00046205					\$311.33		
6/14/2018	357,627	PMTRX00011504	Purchases	MILEAGE 01-06, 2018	Clemons, Kim		\$254.52		
6/27/2018	358,442	PMTRX00011526	Purchases	MILEAGE 02-06,2018	Boden, Deanna		\$199.47		
			Totals:	Account:	604-8500-078	Ending Balance			
Account:	604-8700-072		Description:	Misc. Benefits - Executive Mgt.	Beginning Balance:	\$4,359.58	\$4,359.58	\$4,470.26	
Trx Date	Jrnl No.	Orig. Audit Trail	Distribution Reference	Orig. Master Number	Orig. Master Name		Debit	Credit	
1/31/2018	350,716	GLTRX00045517						\$381.84	
2/2/2018	351,631	PMTRX00011369	Purchases	R. LOVAN 07/18	KY/TN Water Professionals Conference		\$350.00		
2/3/2018	351,885	PMTRX00011375	Purchases	6343941 1/9	Provident Life & Accident Ins.		\$577.75		
2/14/2018	351,910	GLTRX00045682					\$30.00		
2/14/2018	351,910	GLTRX00045682					\$173.10		
2/14/2018	351,910	GLTRX00045682					\$63.85		
2/14/2018	351,910	GLTRX00045682					\$71.48		
2/28/2018	352,145	GLTRX00045726						\$381.84	
3/14/2018	353,337	GLTRX00045899					\$1,050.28		
3/27/2018	353,960	GLTRX00045949						\$477.30	
3/30/2018	354,454	PMTRX00011426	Purchases	PETTY CASH 03/18	Colleen Medert-Petty Cash		\$11.00		
4/18/2018	354,987	GLTRX00046072					\$2,457.58		
System:	DETAILED TRIAL B 9/24/2018		12:01:21 PM	Page:	271	User Date:	9/24/2018	User ID:	skampsen
N Ky Water District									
4/26/2018	355,336	GLTRX00046104						\$294.72	
4/30/2018	355,342	GLTRX00046110						\$381.84	
5/5/2018	356,661	PMTRX00011481	Purchases	6343941 5/18	Provident Life & Accident Ins.		\$577.75		
5/15/2018	356,256	GLTRX00046205					\$1,610.89		
5/31/2018	356,535	GLTRX00046242						\$381.84	

6/15/2018	358,670	PMTRX00011529	Purchases		TRAVEL 05/18	Lovan, Ron		\$114.42	
6/20/2018	357,887	GLTRX00046421						\$1,428.51	
6/30/2018	358,256	GLTRX00046469							\$477.30
6/30/2018	362,096	GLTRX00047006							\$289.00
			Totals:	Account:	604-8700-072	Net Change	Ending Balance		
Account:	604-8700-078		Description:	Miscellaneous Benefits - HR/Info Syster	Beginning Balance:	\$5,450.93	\$5,450.93	\$8,516.61	\$3,065.68
Trx Date	Jrnl No.	Orig. Audit Trail	Distribution Reference		Orig. Master Number	Orig. Master Name		Debit	Credit
2/14/2018	352,591	PMTRX00011390	Purchases		520276	Wildman Corporate Apparel		\$153.70	
2/19/2018	351,997	PMTRX00011378	Purchases		NKWD 2018	KPHRA		\$150.00	
3/1/2018	353,210	PMTRX00011403	Purchases		523407	Wildman Corporate Apparel		\$102.54	
3/1/2018	354,445	PMTRX00011426	Purchases		INV-1574828	National Safety Council		\$305.35	
3/14/2018	353,567	CMTRX00008334	Bank Transaction Entry		RCT000038824				\$2.54
5/2/2018	356,342	PMTRX00011473	Purchases		5030218	Randy's Rugged Wear		\$38.96	
			Totals:	Account:	604-8700-078	Net Change	Ending Balance		
Account:	604-8700-079		Description:	Misc. Benefits - District	Beginning Balance:	\$748.01	\$748.01	\$750.55	\$2.54
Trx Date	Jrnl No.	Orig. Audit Trail	Distribution Reference		Orig. Master Number	Orig. Master Name		Debit	Credit
1/31/2018	350,716	GLTRX00045517							\$329.52
2/28/2018	352,145	GLTRX00045726							\$342.06
3/27/2018	353,960	GLTRX00045949							\$429.20
4/30/2018	355,342	GLTRX00046110							\$344.00
5/31/2018	356,535	GLTRX00046242							\$343.82
6/30/2018	358,256	GLTRX00046469							\$430.00
			Totals:	Account:	604-8700-079	Net Change	Ending Balance		
Account:	615-1000-015		Description:	Electric Cost - Licking Station	Beginning Balance:	(\$2,218.60)	(\$2,218.60)	\$0.00	\$2,218.60
Trx Date	Jrnl No.	Orig. Audit Trail	Distribution Reference		Orig. Master Number	Orig. Master Name		Debit	Credit
1/18/2018	350,798	PMTRX00011347	Purchases		55002055014 1/18	Duke Energy		\$1,793.52	
2/16/2018	352,298	PMTRX00011384	Purchases		55002055014 1/9	Duke Energy		\$1,716.02	
3/19/2018	353,751	PMTRX00011417	Purchases		55002055014 1/6	Duke Energy		\$1,644.70	
4/18/2018	355,387	PMTRX00011452	Purchases		55002055014 2/9	Duke Energy		\$1,641.18	
5/17/2018	356,605	PMTRX00011480	Purchases		55002055014 5/18	Duke Energy		\$1,074.05	
6/18/2018	358,294	PMTRX00011518	Purchases		55002055014 1/3	Duke Energy		\$1,711.45	
			Totals:	Account:	615-1000-015	Net Change	Ending Balance		
Account:	615-1000-026		Description:	Electric Cost - Ohio River Station	Beginning Balance:	\$9,580.92	\$9,580.92	\$9,580.92	\$0.00
Trx Date	Jrnl No.	Orig. Audit Trail	Distribution Reference		Orig. Master Number	Orig. Master Name		Debit	Credit
1/10/2018	350,535	PMTRX00011341	Purchases		57603707011 1/18	Duke Energy		\$10.72	
1/10/2018	350,536	PMTRX00011341	Purchases		60702113019 1/18	Duke Energy		\$23,385.62	
2/8/2018	351,939	PMTRX00011377	Purchases		57603707011 1/9	Duke Energy		\$10.50	
2/8/2018	351,940	PMTRX00011377	Purchases		60702113019 1/9	Duke Energy		\$56,893.50	
3/9/2018	353,457	PMTRX00011410	Purchases		60702113019 1/6	Duke Energy		\$4,287.33	
3/9/2018	353,459	PMTRX00011410	Purchases		57603707011 1/6	Duke Energy		\$10.72	
4/10/2018	355,017	PMTRX00011441	Purchases		60702113019 2/9	Duke Energy		\$45,217.05	
4/10/2018	355,026	PMTRX00011441	Purchases		57603707011 2/9	Duke Energy		\$10.46	
5/9/2018	356,287	PMTRX00011470	Purchases		57603707011 5/18	Duke Energy		\$11.38	
5/9/2018	356,292	PMTRX00011470	Purchases		60702113019 5/18	Duke Energy		\$51,398.46	
6/8/2018	357,649	PMTRX00011505	Purchases		57603707011 1/3	Duke Energy		\$11.37	
6/8/2018	357,651	PMTRX00011505	Purchases		60702113019 1/3	Duke Energy		\$104,973.40	
			Totals:	Account:	615-1000-026	Net Change	Ending Balance		
Account:	615-1000-101		Description:	Electric Cost Source of Supply - Newpor	Beginning Balance:	\$286,220.51	\$286,220.51	\$286,220.51	\$0.00
Trx Date	Jrnl No.	Orig. Audit Trail	Distribution Reference		Orig. Master Number	Orig. Master Name		Debit	Credit
1/10/2018	350,534	PMTRX00011341	Purchases		36800736026 1/18	Duke Energy		\$694.89	
1/10/2018	350,537	PMTRX00011341	Purchases		37603707010 1/18	Duke Energy		\$7.55	
2/8/2018	351,938	PMTRX00011377	Purchases		36800736206 1/9	Duke Energy		\$5,279.68	
System:	DETAILED TRIAL B 9/24/2018		12:01:21 PM	Page:	272	User Date:	9/24/2018	User ID:	skampsen

2/8/2018	351,946	PMTRX00011377	Purchases	37603707010	1/9	Duke Energy	\$7.28	
3/9/2018	353,455	PMTRX00011410	Purchases	37603707010	1/6	Duke Energy	\$7.55	
3/9/2018	353,460	PMTRX00011410	Purchases	36800736026	1/6	Duke Energy	\$7,050.50	
4/10/2018	355,019	PMTRX00011441	Purchases	37603707010	2/9	Duke Energy	\$7.22	
4/10/2018	355,024	PMTRX00011441	Purchases	36800736026	2/9	Duke Energy	\$7,846.82	
5/9/2018	356,289	PMTRX00011470	Purchases	36800736026	5/18	Duke Energy	\$8,415.77	
5/9/2018	356,296	PMTRX00011470	Purchases	37603707010	5/18	Duke Energy	\$8.41	
6/8/2018	357,642	PMTRX00011505	Purchases	37603707010	1/3	Duke Energy	\$8.41	
6/8/2018	357,647	PMTRX00011505	Purchases	36800736026	1/3	Duke Energy	\$17,201.96	

Account:	615-3000-001	Totals:	Account:	615-1000-101	Net Change	Ending Balance		
		Description:	Electric Cost - FFTP	Beginning Balance:	\$46,536.04	\$46,536.04	\$46,536.04	\$0.00

Trx Date	Jrnl No.	Orig. Audit Trail	Distribution Reference	Orig. Master Number	Orig. Master Name	Debit	Credit	
1/3/2018	350,144	PMTRX00011331	Purchases	27202174014	1/18	Duke Energy	\$3,042.22	
1/3/2018	350,154	PMTRX00011331	Purchases	47500467203	1/18	Duke Energy	\$1,467.48	
1/3/2018	350,549	PMTRX00011341	Purchases	44000883201	1/18	Duke Energy	\$302.85	
1/4/2018	350,149	PMTRX00011331	Purchases	89500806010	1/18	Duke Energy	\$24,692.92	
1/5/2018	350,212	PMTRX00011332	Purchases	86502205015	1/18	Duke Energy	\$25.72	
2/1/2018	351,604	PMTRX00011368	Purchases	27202174014	1/9	Duke Energy	\$3,074.09	
2/1/2018	351,605	PMTRX00011368	Purchases	47500467203	1/9	Duke Energy	\$1,491.25	
2/1/2018	351,606	PMTRX00011368	Purchases	86502205015	1/9	Duke Energy	\$25.63	
2/1/2018	351,935	PMTRX00011377	Purchases	44000883201	1/9	Duke Energy	\$20.00	
2/2/2018	351,836	PMTRX00011374	Purchases	89500806010	1/9	Duke Energy	\$25,980.49	
3/2/2018	353,127	PMTRX00011402	Purchases	86502205015	1/6	Duke Energy	\$15.59	
3/2/2018	353,130	PMTRX00011402	Purchases	44000883201	1/6	Duke Energy	\$30.40	
3/2/2018	353,132	PMTRX00011402	Purchases	47500467203	1/6	Duke Energy	\$1,311.83	
3/2/2018	353,134	PMTRX00011402	Purchases	27202174014	1/6	Duke Energy	\$2,673.67	
3/5/2018	353,177	PMTRX00011403	Purchases	89500806010	1/6	Duke Energy	\$24,728.87	
4/3/2018	354,848	PMTRX00011439	Purchases	47500467203	2/9	Duke Energy	\$1,280.15	
4/3/2018	354,849	PMTRX00011439	Purchases	27202174014	2/9	Duke Energy	\$2,509.20	
4/3/2018	354,853	PMTRX00011439	Purchases	44000883201	2/9	Duke Energy	\$26.56	
4/3/2018	354,856	PMTRX00011439	Purchases	86502205015	2/9	Duke Energy	\$15.59	
4/4/2018	354,676	PMTRX00011432	Purchases	89500806010	2/9	Duke Energy	\$21,665.48	
5/2/2018	356,025	PMTRX00011465	Purchases	47500467203	5/18	Duke Energy	\$813.03	
5/2/2018	356,034	PMTRX00011465	Purchases	86502205015	5/18	Duke Energy	\$30.60	
5/2/2018	356,036	PMTRX00011465	Purchases	27202174014	5/18	Duke Energy	\$1,772.04	
5/2/2018	356,116	PMTRX00011468	Purchases	44000883201	5/18	Duke Energy	\$25.40	
5/3/2018	356,030	PMTRX00011465	Purchases	89500806010	5/18	Duke Energy	\$24,022.07	
6/1/2018	357,380	PMTRX00011499	Purchases	86502205015	1/3	Duke Energy	\$65.27	
6/1/2018	357,382	PMTRX00011499	Purchases	27202174014	1/3	Duke Energy	\$4,867.17	
6/1/2018	357,384	PMTRX00011499	Purchases	47500467203	1/3	Duke Energy	\$1,239.81	
6/1/2018	357,638	PMTRX00011505	Purchases	44000883201	1/3	Duke Energy	\$38.96	
6/4/2018	357,659	PMTRX00011505	Purchases	89500806010	1/3	Duke Energy	\$24,027.41	

Account:	615-3000-002	Totals:	Account:	615-3000-001	Net Change	Ending Balance		
		Description:	Electric Cost - TMTP	Beginning Balance:	\$171,281.75	\$171,281.75	\$171,281.75	\$0.00

Trx Date	Jrnl No.	Orig. Audit Trail	Distribution Reference	Orig. Master Number	Orig. Master Name	Debit	Credit	
1/19/2018	350,797	PMTRX00011347	Purchases	98003659011	1/18	Duke Energy	\$109.78	
2/16/2018	352,299	PMTRX00011384	Purchases	98003659011	1/9	Duke Energy	\$46.91	
3/19/2018	353,752	PMTRX00011417	Purchases	98003659011	1/6	Duke Energy	\$47.19	
4/18/2018	355,388	PMTRX00011452	Purchases	98003659011	2/9	Duke Energy	\$46.84	
5/17/2018	356,606	PMTRX00011480	Purchases	98003659011	5/18	Duke Energy	\$59.08	
6/18/2018	358,295	PMTRX00011518	Purchases	98003659011	1/3	Duke Energy	\$70.34	

Account:	615-3000-029	Totals:	Account:	615-3000-002	Net Change	Ending Balance		
		Description:	Electric Service- MPTP	Beginning Balance:	\$380.14	\$380.14	\$380.14	\$0.00

Trx Date	Jrnl No.	Orig. Audit Trail	Distribution Reference	Orig. Master Number	Orig. Master Name	Debit	Credit	
1/10/2018	350,544	PMTRX00011341	Purchases	36100729029	1/18	Duke Energy	\$9,327.37	
1/12/2018	350,554	PMTRX00011341	Purchases	40502120028	1/18	Duke Energy	\$746.28	

2/12/2018	352,292	PMTRX00011384	Purchases	40502120028	1/9	Duke Energy		\$534.19		
2/12/2018	352,295	PMTRX00011384	Purchases	36100729029	1/9	Duke Energy		\$10,816.52		
3/9/2018	353,463	PMTRX00011410	Purchases	40502120028	1/6	Duke Energy		\$1,505.29		
3/9/2018	353,465	PMTRX00011410	Purchases	36100729029	1/6	Duke Energy		\$12,260.73		
4/10/2018	355,034	PMTRX00011441	Purchases	36100729029	2/9	Duke Energy		\$11,096.67		
4/12/2018	355,031	PMTRX00011441	Purchases	40502120028	2/9	Duke Energy		\$723.89		
5/9/2018	356,290	PMTRX00011470	Purchases	40502120028	5/18	Duke Energy		\$567.63		
5/9/2018	356,293	PMTRX00011470	Purchases	36100729029	5/18	Duke Energy		\$10,535.05		
System:	DETAILED TRIAL B	9/24/2018	12:01:21 PM	Page:	273	User Date:	9/24/2018	User ID:	skampsen	
N Ky Water District										
6/8/2018	357,644	PMTRX00011505	Purchases	36100729029	1/3	Duke Energy		\$10,570.68		
6/8/2018	357,646	PMTRX00011505	Purchases	40502120028	1/3	Duke Energy		\$380.42		
			Totals:	Account:	615-3000-029	Net Change	Ending Balance	\$69,064.72	\$69,064.72	\$0.00
Account:	615-5000-005	Description:		Electric Cost - Bristow Rd Station		Beginning Balance:	\$0.00			
Trx Date	Jrnl No.	Orig. Audit Trail	Distribution Reference	Orig. Master Number	Orig. Master Name		Debit		Credit	
1/8/2018	350,459	PMTRX00011338	Purchases	5121005 1/18	Owen Electric Cooperative Inc		\$943.15			
3/6/2018	353,359	PMTRX00011407	Purchases	5121005 1/6	Owen Electric Cooperative Inc		\$788.43			
4/5/2018	354,703	PMTRX00011433	Purchases	5121005 2/9	Owen Electric Cooperative Inc		\$918.50			
5/4/2018	356,074	PMTRX00011467	Purchases	5121005 5/18	Owen Electric Cooperative Inc		\$827.59			
6/6/2018	357,727	PMTRX00011507	Purchases	5121005 1/3	Owen Electric Cooperative Inc		\$604.26			
			Totals:	Account:	615-5000-005	Net Change	Ending Balance	\$4,081.93	\$4,081.93	\$0.00
Account:	615-5000-006	Description:		Electric Cost- Bromley Station		Beginning Balance:	\$0.00			
Trx Date	Jrnl No.	Orig. Audit Trail	Distribution Reference	Orig. Master Number	Orig. Master Name		Debit		Credit	
1/2/2018	350,209	PMTRX00011332	Purchases	68200435200 1/18	Duke Energy		\$5,691.04			
3/1/2018	353,133	PMTRX00011402	Purchases	68200435200 1/6	Duke Energy		\$1,383.00			
4/2/2018	354,682	PMTRX00011432	Purchases	68200435200 2/9	Duke Energy		\$2,568.14			
5/1/2018	356,039	PMTRX00011465	Purchases	68200435200 5/18	Duke Energy		\$2,488.56			
			Totals:	Account:	615-5000-006	Net Change	Ending Balance	\$12,130.74	\$12,130.74	\$0.00
Account:	615-5000-008	Description:		Electric Cost - Dudley Pike Station		Beginning Balance:	\$0.00			
Trx Date	Jrnl No.	Orig. Audit Trail	Distribution Reference	Orig. Master Number	Orig. Master Name		Debit		Credit	
1/23/2018	351,033	PMTRX00011354	Purchases	55600815015 1/18	Duke Energy		\$20,627.56			
2/21/2018	352,616	PMTRX00011391	Purchases	55600815015 1/9	Duke Energy		\$19,729.80			
3/22/2018	354,001	PMTRX00011420	Purchases	55600815015 1/6	Duke Energy		\$18,072.00			
4/23/2018	355,766	PMTRX00011460	Purchases	55600815015 2/9	Duke Energy		\$22,198.89			
5/22/2018	356,852	PMTRX00011486	Purchases	55600815015 5/18	Duke Energy		\$23,449.68			
6/21/2018	358,297	PMTRX00011518	Purchases	55600815015 1/3	Duke Energy		\$25,697.88			
			Totals:	Account:	615-5000-008	Net Change	Ending Balance	\$129,775.81	\$129,775.81	\$0.00
Account:	615-5000-009	Description:		Electric Cost - Hands Pike Station		Beginning Balance:	\$0.00			
Trx Date	Jrnl No.	Orig. Audit Trail	Distribution Reference	Orig. Master Number	Orig. Master Name		Debit		Credit	
1/24/2018	351,037	PMTRX00011354	Purchases	80000694200 1/18	Duke Energy		\$891.48			
2/22/2018	352,615	PMTRX00011391	Purchases	80000694200 1/9	Duke Energy		\$718.00			
3/23/2018	354,410	PMTRX00011425	Purchases	80000694200 1/6	Duke Energy		\$632.01			
4/24/2018	355,773	PMTRX00011460	Purchases	80000694200 2/9	Duke Energy		\$677.06			
5/23/2018	357,242	PMTRX00011493	Purchases	80000694200 5/18	Duke Energy		\$413.11			
6/22/2018	358,657	PMTRX00011529	Purchases	80000694200 1/3	Duke Energy		\$321.65			
			Totals:	Account:	615-5000-009	Net Change	Ending Balance	\$3,653.31	\$3,653.31	\$0.00
Account:	615-5000-010	Description:		Electric Cost Carothers Rd Station		Beginning Balance:	\$0.00			
Trx Date	Jrnl No.	Orig. Audit Trail	Distribution Reference	Orig. Master Number	Orig. Master Name		Debit		Credit	
1/4/2018	350,148	PMTRX00011331	Purchases	69402048026 1/18	Duke Energy		\$506.65			
2/2/2018	351,832	PMTRX00011374	Purchases	69402048026 1/9	Duke Energy		\$1,671.42			
3/5/2018	353,171	PMTRX00011403	Purchases	69402048026 1/6	Duke Energy		\$2,141.70			
4/4/2018	354,678	PMTRX00011432	Purchases	69402048026 2/9	Duke Energy		\$2,059.32			
5/3/2018	356,027	PMTRX00011465	Purchases	69402048026 5/18	Duke Energy		\$2,141.91			
6/4/2018	357,665	PMTRX00011505	Purchases	69402048026 1/3	Duke Energy		\$2,346.86			

Totals:			Account:	615-5000-010	Net Change	Ending Balance		
Account:	615-5000-011		Electric Cost - Latonia Station	Beginning Balance:	\$10,867.86	\$10,867.86	\$10,867.86	\$0.00
Trx Date	Jrnl No.	Orig. Audit Trail	Description: Distribution Reference	Orig. Master Number	Orig. Master Name		Debit	Credit
1/22/2018	351,029	PMTRX00011354	Purchases	9800343205 1/18	Duke Energy		\$940.87	
2/20/2018	352,551	PMTRX00011390	Purchases	9800343205 1/9	Duke Energy		\$871.17	
3/21/2018	354,343	PMTRX00011424	Purchases	9800343205 1/6	Duke Energy		\$814.65	
4/20/2018	355,767	PMTRX00011460	Purchases	9800343205 2/9	Duke Energy		\$827.48	
5/17/2018	356,847	PMTRX00011486	Purchases	9800343205 5/18	Duke Energy		\$874.03	
6/18/2018	358,288	PMTRX00011518	Purchases	9800343205 1/3	Duke Energy		\$1,043.45	
System:	DETAILED TRIAL B 9/24/2018	12:01:21 PM	Page:	274	User Date:	9/24/2018	User ID:	skampsen
N Ky Water District								

Totals:			Account:	615-5000-011	Net Change	Ending Balance		
Account:	615-5000-012		Electric Cost-W.Covington Station	Beginning Balance:	\$5,371.65	\$5,371.65	\$5,371.65	\$0.00
Trx Date	Jrnl No.	Orig. Audit Trail	Description: Distribution Reference	Orig. Master Number	Orig. Master Name		Debit	Credit
1/2/2018	350,210	PMTRX00011332	Purchases	62900752208 1/18	Duke Energy		\$257.12	
2/1/2018	351,608	PMTRX00011368	Purchases	62900752208 1/9	Duke Energy		\$413.38	
3/1/2018	353,136	PMTRX00011402	Purchases	62900752208 1/6	Duke Energy		\$369.15	
4/1/2018	354,530	PMTRX00011429	Purchases	62900752208 2/9	Duke Energy		\$558.84	
5/1/2018	356,024	PMTRX00011465	Purchases	62900752208 5/18	Duke Energy		\$304.27	
6/1/2018	357,662	PMTRX00011505	Purchases	62900752208 1/3	Duke Energy		\$245.65	
					Net Change	Ending Balance	\$2,148.41	\$2,148.41
					Beginning Balance:			\$0.00

Totals:			Account:	615-5000-012	Net Change	Ending Balance		
Account:	615-5000-014		Electric Cost-TMTP Station	Beginning Balance:	\$2,148.41	\$2,148.41	\$2,148.41	\$0.00
Trx Date	Jrnl No.	Orig. Audit Trail	Description: Distribution Reference	Orig. Master Number	Orig. Master Name		Debit	Credit
1/18/2018	350,793	PMTRX00011347	Purchases	30800678010 1/18	Duke Energy		\$20,190.72	
2/16/2018	352,300	PMTRX00011384	Purchases	30800678010 1/9	Duke Energy		\$16,619.44	
3/19/2018	353,748	PMTRX00011417	Purchases	30800678010 1/6	Duke Energy		\$16,649.32	
4/18/2018	355,392	PMTRX00011452	Purchases	30800678010 2/9	Duke Energy		\$18,435.80	
5/17/2018	356,602	PMTRX00011480	Purchases	30800678010 5/18	Duke Energy		\$19,633.78	
6/18/2018	358,296	PMTRX00011518	Purchases	30800678010 1/3	Duke Energy		\$23,541.90	
					Net Change	Ending Balance	\$115,070.96	\$115,070.96
					Beginning Balance:			\$0.00

Totals:			Account:	615-5000-014	Net Change	Ending Balance		
Account:	615-5000-016		Electric Cost - WaterWorks PS	Beginning Balance:	\$115,070.96	\$115,070.96	\$115,070.96	\$0.00
Trx Date	Jrnl No.	Orig. Audit Trail	Description: Distribution Reference	Orig. Master Number	Orig. Master Name		Debit	Credit
1/10/2018	350,533	PMTRX00011341	Purchases	31902189010 1/18	Duke Energy		\$162.68	
2/9/2018	351,932	PMTRX00011377	Purchases	31902189010 1/9	Duke Energy		\$6,918.90	
3/9/2018	353,462	PMTRX00011410	Purchases	31902189010 1/6	Duke Energy		\$7,965.54	
4/10/2018	355,022	PMTRX00011441	Purchases	31902189010 2/9	Duke Energy		\$8,458.77	
5/9/2018	356,299	PMTRX00011470	Purchases	31902189010 5/18	Duke Energy		\$8,881.41	
6/1/2018	357,663	PMTRX00011505	Purchases	68200435200 1/3	Duke Energy		\$2,852.54	
6/8/2018	357,645	PMTRX00011505	Purchases	31902189010 1/3	Duke Energy		\$10,115.08	
					Net Change	Ending Balance	\$45,354.92	\$45,354.92
					Beginning Balance:			\$0.00

Totals:			Account:	615-5000-016	Net Change	Ending Balance		
Account:	615-5000-017		Electric Cost - Richardson Road Station	Beginning Balance:	\$45,354.92	\$45,354.92	\$45,354.92	\$0.00
Trx Date	Jrnl No.	Orig. Audit Trail	Description: Distribution Reference	Orig. Master Number	Orig. Master Name		Debit	Credit
1/8/2018	350,460	PMTRX00011338	Purchases	5121003 1/18	Owen Electric Cooperative Inc		\$13,255.34	
2/6/2018	351,882	PMTRX00011375	Purchases	5121003 1/9	Owen Electric Cooperative Inc		\$12,227.57	
3/6/2018	353,358	PMTRX00011407	Purchases	5121003 1/6	Owen Electric Cooperative Inc		\$11,621.72	
4/5/2018	354,704	PMTRX00011433	Purchases	5121003 2/9	Owen Electric Cooperative Inc		\$13,472.62	
5/4/2018	356,075	PMTRX00011467	Purchases	5121003 5/18	Owen Electric Cooperative Inc		\$14,876.78	
6/6/2018	357,728	PMTRX00011507	Purchases	5121003 1/3	Owen Electric Cooperative Inc		\$13,714.88	
					Net Change	Ending Balance	\$79,168.91	\$79,168.91
					Beginning Balance:			\$0.00

Totals:			Account:	615-5000-017	Net Change	Ending Balance		
Account:	615-5000-018		Electric Cost - Ripple Creek Station	Beginning Balance:	\$79,168.91	\$79,168.91	\$79,168.91	\$0.00
Trx Date	Jrnl No.	Orig. Audit Trail	Description: Distribution Reference	Orig. Master Number	Orig. Master Name		Debit	Credit
1/12/2018	350,800	PMTRX00011347	Purchases	43500863200 1/18	Duke Energy		\$1,922.42	
2/12/2018	352,543	PMTRX00011390	Purchases	43500863200 1/9	Duke Energy		\$1,824.24	

3/13/2018	353,643	PMTRX00011415	Purchases		43500863200	1/6	Duke Energy	\$1,941.43		
4/12/2018	355,028	PMTRX00011441	Purchases		43500863200	2/9	Duke Energy	\$1,717.90		
5/11/2018	356,610	PMTRX00011480	Purchases		43500863200	5/18	Duke Energy	\$1,800.28		
6/12/2018	357,961	PMTRX00011513	Purchases		43500863200	1/3	Duke Energy	\$2,035.73		
			Totals:	Account:	615-5000-018		Net Change	Ending Balance		
Account:	615-5000-024		Description:	Electric Cost - US27 Station	Beginning Balance:		\$11,242.00	\$11,242.00	\$11,242.00	\$0.00
Trx Date	Jrnl No.	Orig. Audit Trail	Distribution Reference		Orig. Master Name		\$0.00		Debit	Credit
1/3/2018	350,146	PMTRX00011331	Purchases		97700845013	1/18	Duke Energy	\$20,975.06		
2/1/2018	351,609	PMTRX00011368	Purchases		97700845013	1/9	Duke Energy	\$17,761.84		
3/2/2018	353,135	PMTRX00011402	Purchases		97700845013	1/6	Duke Energy	\$14,187.84		
4/3/2018	354,850	PMTRX00011439	Purchases		9770084501304/18		Duke Energy	\$13,398.64		
System:	DETAILED TRIAL B	9/24/2018	12:01:21 PM	Page:	275		User Date:	9/24/2018	User ID:	skampsen
N Ky Water District										
5/2/2018	356,035	PMTRX00011465	Purchases		97700845013	5/18	Duke Energy	\$14,730.49		
6/1/2018	359,049	GLTRX00046589						\$31,366.27		
6/30/2018	359,051	GLTRX00046590								\$14,730.49
			Totals:	Account:	615-5000-024		Net Change	Ending Balance		
Account:	615-5000-025		Description:	Electric Cost Pumping - General	Beginning Balance:		\$97,689.65	\$97,689.65	\$112,420.14	\$14,730.49
Trx Date	Jrnl No.	Orig. Audit Trail	Distribution Reference		Orig. Master Name		\$0.00		Debit	Credit
1/11/2018	350,532	PMTRX00011341	Purchases		89000846202	1/18	Duke Energy	\$11.99		
1/12/2018	350,551	PMTRX00011341	Purchases		71100846203	1/18	Duke Energy	\$27.22		
1/18/2018	351,034	PMTRX00011354	Purchases		9300832200	1/18	Duke Energy	\$226.40		
1/19/2018	350,796	PMTRX00011347	Purchases		37103690014	1/18	Duke Energy	\$11.25		
1/26/2018	351,130	PMTRX00011356	Purchases		5121002	1/18	Owen Electric Cooperative Inc	\$272.84		
1/30/2018	351,533	PMTRX00011364	Purchases		27102181013	1/18	Duke Energy	\$9.98		
2/6/2018	351,881	PMTRX00011375	Purchases		5121005	1/9	Owen Electric Cooperative Inc	\$946.46		
2/7/2018	351,947	PMTRX00011377	Purchases		89000846202	1/9	Duke Energy	\$10.33		
2/12/2018	352,294	PMTRX00011384	Purchases		71100846203	1/9	Duke Energy	\$23.89		
2/15/2018	352,289	PMTRX00011384	Purchases		37103690014	1/9	Duke Energy	\$10.13		
2/16/2018	352,548	PMTRX00011390	Purchases		9300832200	1/9	Duke Energy	\$159.52		
2/26/2018	352,763	PMTRX00011395	Purchases		5121002	1/9	Owen Electric Cooperative Inc	\$258.59		
2/28/2018	353,005	PMTRX00011398	Purchases		27102181013	1/9	Duke Energy	\$10.71		
3/8/2018	353,320	PMTRX00011406	Purchases		89000846202	1/6	Duke Energy	\$11.01		
3/13/2018	353,647	PMTRX00011415	Purchases		71100846203	1/6	Duke Energy	\$26.90		
3/16/2018	353,644	PMTRX00011415	Purchases		37103690014	1/6	Duke Energy	\$10.57		
3/19/2018	353,746	PMTRX00011417	Purchases		9300832200	1/6	Duke Energy	\$108.85		
3/28/2018	354,452	PMTRX00011426	Purchases		5121002	1/6	Owen Electric Cooperative Inc	\$225.95		
3/29/2018	354,348	PMTRX00011424	Purchases		27102181013	1/6	Duke Energy	\$9.87		
4/9/2018	355,021	PMTRX00011441	Purchases		89000846202	2/9	Duke Energy	\$10.99		
4/12/2018	355,029	PMTRX00011441	Purchases		71100846203	2/9	Duke Energy	\$25.08		
4/17/2018	355,390	PMTRX00011452	Purchases		37103690014	2/9	Duke Energy	\$10.68		
4/18/2018	355,457	PMTRX00011454	Purchases		9300832200	2/9	Duke Energy	\$140.18		
4/26/2018	355,839	PMTRX00011461	Purchases		5121002	2/9	Owen Electric Cooperative Inc	\$128.75		
4/30/2018	355,977	PMTRX00011464	Purchases		27102181013	2/9	Duke Energy	\$9.99		
5/8/2018	356,298	PMTRX00011470	Purchases		89000846202	5/18	Duke Energy	\$13.53		
5/11/2018	356,613	PMTRX00011480	Purchases		71100846203	5/18	Duke Energy	\$29.72		
5/16/2018	356,601	PMTRX00011480	Purchases		37103690014	5/18	Duke Energy	\$16.12		
5/29/2018	357,311	PMTRX00011496	Purchases		5121002	5/18	Owen Electric Cooperative Inc	\$33.65		
5/30/2018	357,237	PMTRX00011493	Purchases		27102181013	5/18	Duke Energy	\$29.84		
6/7/2018	357,653	PMTRX00011505	Purchases		89000846202	1/3	Duke Energy	\$21.41		
6/12/2018	357,964	PMTRX00011513	Purchases		71100846203	1/3	Duke Energy	\$22.93		
6/15/2018	357,960	PMTRX00011513	Purchases		37103690014	1/3	Duke Energy	\$22.23		
6/28/2018	358,731	PMTRX00011530	Purchases		27102181013	1/3	Duke Energy	\$10.89		
6/28/2018	358,754	PMTRX00011530	Purchases		5121002	1/3	Owen Electric Cooperative Inc	\$35.30		
			Totals:	Account:	615-5000-025		Net Change	Ending Balance		
Account:	615-5000-027		Description:	Electric Cost - Storage Tanks	Beginning Balance:		\$2,933.75	\$2,933.75	\$2,933.75	\$0.00
Account: 615-5000-027 Description: Electric Cost - Storage Tanks Beginning Balance: \$0.00										

Trx Date	Jrnl No.	Orig. Audit Trail	Distribution Reference	Orig. Master Number	Orig. Master Name	Debit	Credit
1/2/2018	350,152	PMTRX00011331	Purchases	24700807203 1/18	Duke Energy	\$128.69	
1/4/2018	350,153	PMTRX00011331	Purchases	55403649014 1/18	Duke Energy	\$10.94	
1/4/2018	350,155	PMTRX00011331	Purchases	33400067207 1/18	Duke Energy	\$113.42	
1/5/2018	350,211	PMTRX00011332	Purchases	2200252201 1/18	Duke Energy	\$117.09	
1/8/2018	350,539	PMTRX00011341	Purchases	32203867017 1/18	Duke Energy	\$141.36	
1/8/2018	350,540	PMTRX00011341	Purchases	96300067201 1/18	Duke Energy	\$117.56	
1/8/2018	350,541	PMTRX00011341	Purchases	53503889010 1/18	Duke Energy	\$820.61	
1/8/2018	350,542	PMTRX00011341	Purchases	26800465213 1/18	Duke Energy	\$41.12	
1/12/2018	350,552	PMTRX00011341	Purchases	52800530202 1/18	Duke Energy	\$78.68	
1/12/2018	350,799	PMTRX00011347	Purchases	30200530205 1/18	Duke Energy	\$8.11	
1/12/2018	350,801	PMTRX00011347	Purchases	54000843205 1/18	Duke Energy	\$28.45	
1/15/2018	350,586	PMTRX00011344	Purchases	4403644019 1/18	Duke Energy	\$90.18	
1/16/2018	350,909	PMTRX00011351	Purchases	5121001 1/18	Owen Electric Cooperative Inc	\$340.15	
1/16/2018	350,910	PMTRX00011351	Purchases	5121000 1/18	Owen Electric Cooperative Inc	\$134.04	
1/18/2018	350,792	PMTRX00011347	Purchases	13300564210 1/18	Duke Energy	\$118.66	
1/18/2018	351,036	PMTRX00011354	Purchases	97600131200 1/18	Duke Energy	\$64.48	
1/19/2018	350,795	PMTRX00011347	Purchases	92203548011 1/18	Duke Energy	\$101.97	
1/19/2018	351,030	PMTRX00011354	Purchases	21100162200 1/18	Duke Energy	\$7.73	
1/23/2018	351,131	PMTRX00011356	Purchases	5121004 1/18	Owen Electric Cooperative Inc	\$136.08	
1/24/2018	351,028	PMTRX00011354	Purchases	28203690012 1/18	Duke Energy	\$111.10	
1/24/2018	351,032	PMTRX00011354	Purchases	30903811010 1/18	Duke Energy	\$187.44	
1/26/2018	351,299	PMTRX00011361	Purchases	8400403202 1/18	Duke Energy	\$8.61	
2/1/2018	351,600	PMTRX00011368	Purchases	11402057019 1/18	Duke Energy	\$133.41	
System:	DETAILED TRIAL B 9/24/2018	12:01:21 PM	Page:	276	User Date:	9/24/2018	User ID: skampsen
N Ky Water District							
2/1/2018	351,603	PMTRX00011368	Purchases	24700807203 1/9	Duke Energy	\$200.45	
2/2/2018	351,835	PMTRX00011374	Purchases	26800465213 1/9	Duke Energy	\$191.65	
2/2/2018	351,837	PMTRX00011374	Purchases	33400067207 1/9	Duke Energy	\$97.01	
2/2/2018	351,838	PMTRX00011374	Purchases	55403649014 1/9	Duke Energy	\$18.82	
2/5/2018	351,839	PMTRX00011374	Purchases	2200252201 1/9	Duke Energy	\$97.17	
2/6/2018	351,943	PMTRX00011377	Purchases	96300067201 1/9	Duke Energy	\$103.39	
2/6/2018	351,944	PMTRX00011377	Purchases	53503889010 1/9	Duke Energy	\$835.53	
2/8/2018	351,941	PMTRX00011377	Purchases	322003867017 1/9	Duke Energy	\$14.81	
2/12/2018	352,293	PMTRX00011384	Purchases	52800530202 1/9	Duke Energy	\$86.63	
2/12/2018	352,542	PMTRX00011390	Purchases	30200530205 1/9	Duke Energy	\$7.73	
2/12/2018	352,544	PMTRX00011390	Purchases	54000843205 1/9	Duke Energy	\$7.81	
2/13/2018	352,302	PMTRX00011384	Purchases	4403644019 1/9	Duke Energy	\$82.13	
2/14/2018	352,288	PMTRX00011384	Purchases	97600131200 1/9	Duke Energy	\$25.71	
2/15/2018	352,361	PMTRX00011386	Purchases	5121000 1/9	Owen Electric Cooperative Inc	\$490.51	
2/15/2018	352,362	PMTRX00011386	Purchases	5121001 1/9	Owen Electric Cooperative Inc	\$353.26	
2/16/2018	352,301	PMTRX00011384	Purchases	13300564210 1/9	Duke Energy	\$203.20	
2/19/2018	352,546	PMTRX00011390	Purchases	92203548011 1/9	Duke Energy	\$93.85	
2/19/2018	352,549	PMTRX00011390	Purchases	21100162200 1/9	Duke Energy	\$8.11	
2/21/2018	352,576	PMTRX00011390	Purchases	5121004 1/9	Owen Electric Cooperative Inc	\$123.92	
2/22/2018	352,547	PMTRX00011390	Purchases	28203690012 1/9	Duke Energy	\$90.06	
2/22/2018	352,618	PMTRX00011391	Purchases	30903811010 1/9	Duke Energy	\$154.02	
2/27/2018	353,006	PMTRX00011398	Purchases	11402057019 1/9	Duke Energy	\$113.18	
3/1/2018	353,068	PMTRX00011399	Purchases	24700807203 1/6	Duke Energy	\$109.18	
3/1/2018	353,069	PMTRX00011399	Purchases	8400403202 1/9	Duke Energy	\$8.14	
3/5/2018	353,174	PMTRX00011403	Purchases	26800465213 1/6	Duke Energy	\$50.35	
3/5/2018	353,175	PMTRX00011403	Purchases	55403649014 1/6	Duke Energy	\$11.02	
3/5/2018	353,176	PMTRX00011403	Purchases	33400067207 1/6	Duke Energy	\$97.32	
3/6/2018	353,323	PMTRX00011406	Purchases	2200252201 1/6	Duke Energy	\$87.07	
3/7/2018	353,321	PMTRX00011406	Purchases	53503889010 1/6	Duke Energy	\$707.18	
3/7/2018	353,322	PMTRX00011406	Purchases	96300067201 1/6	Duke Energy	\$107.76	
3/9/2018	353,456	PMTRX00011410	Purchases	32203867017 1/6	Duke Energy	\$8.34	
3/13/2018	353,642	PMTRX00011415	Purchases	54000843205 1/6	Duke Energy	\$8.29	
3/13/2018	353,646	PMTRX00011415	Purchases	52800530202 1/6	Duke Energy	\$95.12	

3/13/2018	353,648	PMTRX00011415	Purchases	30200530205	1/6	Duke Energy	\$8.11	
3/14/2018	353,645	PMTRX00011415	Purchases	4403644019	1/6	Duke Energy	\$64.30	
3/15/2018	353,713	PMTRX00011416	Purchases	5121000	1/6	Owen Electric Cooperative Inc	\$118.00	
3/15/2018	353,714	PMTRX00011416	Purchases	5121001	1/6	Owen Electric Cooperative Inc	\$205.43	
3/19/2018	353,749	PMTRX00011417	Purchases	13300564210	1/6	Duke Energy	\$27.52	
3/20/2018	353,999	PMTRX00011420	Purchases	92203548011	1/6	Duke Energy	\$80.38	
3/22/2018	354,029	PMTRX00011420	Purchases	5121004	1/6	Owen Electric Cooperative Inc	\$105.06	
3/23/2018	354,350	PMTRX00011424	Purchases	30903811010	1/6	Duke Energy	\$125.07	
3/23/2018	354,351	PMTRX00011424	Purchases	28203690012	1/6	Duke Energy	\$68.80	
3/27/2018	354,344	PMTRX00011424	Purchases	30200530205	03/18F	Duke Energy	\$19.70	
3/27/2018	354,408	PMTRX00011425	Purchases	8400403202	1/6	Duke Energy	\$8.61	
3/28/2018	354,346	PMTRX00011424	Purchases	11402057019	1/6	Duke Energy	\$102.56	
4/2/2018	354,680	PMTRX00011432	Purchases	24700807203	2/9	Duke Energy	\$95.75	
4/4/2018	354,674	PMTRX00011432	Purchases	33400067207	2/9	Duke Energy	\$97.28	
4/4/2018	354,675	PMTRX00011432	Purchases	55403649014	2/9	Duke Energy	\$9.93	
4/5/2018	354,806	PMTRX00011438	Purchases	2200252201	2/9	Duke Energy	\$98.35	
4/6/2018	354,845	PMTRX00011439	Purchases	96300067201	2/9	Duke Energy	\$109.05	
4/6/2018	354,846	PMTRX00011439	Purchases	53503889010	2/9	Duke Energy	\$744.86	
4/6/2018	354,847	PMTRX00011439	Purchases	26800465213	2/9	Duke Energy	\$86.20	
4/10/2018	355,018	PMTRX00011441	Purchases	32203867017	2/9	Duke Energy	\$63.37	
4/12/2018	355,027	PMTRX00011441	Purchases	54000843205	2/9	Duke Energy	\$51.74	
4/12/2018	355,030	PMTRX00011441	Purchases	52800530202	2/9	Duke Energy	\$88.95	
4/13/2018	355,174	PMTRX00011449	Purchases	4403644019	2/9	Duke Energy	\$39.07	
4/16/2018	355,183	PMTRX00011449	Purchases	5121001	2/9	Owen Electric Cooperative Inc	\$243.19	
4/16/2018	355,184	PMTRX00011449	Purchases	5121000	2/9	Owen Electric Cooperative Inc	\$35.06	
4/16/2018	355,389	PMTRX00011452	Purchases	97600131200	2/9	Duke Energy	\$19.70	
4/18/2018	355,391	PMTRX00011452	Purchases	13300564210	2/9	Duke Energy	\$125.89	
4/19/2018	355,393	PMTRX00011452	Purchases	92203548011	2/9	Duke Energy	\$69.71	
4/19/2018	355,976	PMTRX00011464	Purchases	21100162200	2/9	Duke Energy	\$7.73	
4/23/2018	355,840	PMTRX00011461	Purchases	5121004	2/9	Owen Electric Cooperative Inc	\$72.24	
4/24/2018	355,772	PMTRX00011460	Purchases	28203690012	2/9	Duke Energy	\$22.49	
4/24/2018	355,774	PMTRX00011460	Purchases	30903811010	2/9	Duke Energy	\$111.28	
4/26/2018	355,775	PMTRX00011460	Purchases	8400403202	2/9	Duke Energy	\$8.12	
4/27/2018	355,769	PMTRX00011460	Purchases	11402057019	2/9	Duke Energy	\$96.17	
5/1/2018	356,037	PMTRX00011465	Purchases	24700807203	5/18	Duke Energy	\$54.34	
5/1/2018	356,466	CMTRX00008382	Bank Transaction Entry	RCT000039183				\$8.11
5/3/2018	356,029	PMTRX00011465	Purchases	26800465213	5/18	Duke Energy	\$84.58	
5/3/2018	356,031	PMTRX00011465	Purchases	33400067207	5/18	Duke Energy	\$93.51	
5/3/2018	356,032	PMTRX00011465	Purchases	55403649014	5/18	Duke Energy	\$10.75	
5/4/2018	356,023	PMTRX00011465	Purchases	2200252201	5/18	Duke Energy	\$84.96	
5/7/2018	356,300	PMTRX00011470	Purchases	53503889010	5/18	Duke Energy	\$519.81	
System:	DETAILED TRIAL B 9/24/2018	12:01:21 PM	Page:	277	User Date:	9/24/2018	User ID:	skampsen
N Ky Water District								
5/7/2018	356,301	PMTRX00011470	Purchases	96300067201	5/18	Duke Energy	\$119.35	
5/9/2018	356,285	PMTRX00011470	Purchases	32203867017	5/18	Duke Energy	\$179.99	
5/11/2018	356,611	PMTRX00011480	Purchases	54000843205	5/18	Duke Energy	\$73.74	
5/11/2018	356,612	PMTRX00011480	Purchases	52800530202	5/18	Duke Energy	\$87.06	
5/14/2018	356,609	PMTRX00011480	Purchases	4403644019	5/18	Duke Energy	\$14.43	
5/15/2018	356,600	PMTRX00011480	Purchases	97600131200	5/18	Duke Energy	\$51.29	
5/15/2018	356,659	PMTRX00011481	Purchases	5121000	5/18	Owen Electric Cooperative Inc	\$37.26	
5/15/2018	356,660	PMTRX00011481	Purchases	5121001	5/18	Owen Electric Cooperative Inc	\$134.91	
5/17/2018	356,603	PMTRX00011480	Purchases	13300564210	5/18	Duke Energy	\$121.03	
5/18/2018	356,607	PMTRX00011480	Purchases	92203548011	5/18	Duke Energy	\$68.64	
5/18/2018	356,846	PMTRX00011486	Purchases	21100162200	5/18	Duke Energy	\$21.65	
5/22/2018	356,863	PMTRX00011486	Purchases	5121004	5/18	Owen Electric Cooperative Inc	\$32.69	
5/23/2018	356,849	PMTRX00011486	Purchases	28203690012	5/18	Duke Energy	\$20.73	
5/23/2018	356,850	PMTRX00011486	Purchases	30903811010	5/18	Duke Energy	\$431.67	
5/25/2018	357,239	PMTRX00011493	Purchases	8400403202	5/18	Duke Energy	\$8.55	
5/29/2018	357,238	PMTRX00011493	Purchases	11402057019	5/18	Duke Energy	\$87.94	



6/1/2018	357,383	PMTRX00011499	Purchases	97700845013	1/3	Duke Energy	\$31,366.27			
6/1/2018	357,385	PMTRX00011499	Purchases	24700807203	1/3	Duke Energy	\$75.37			
6/1/2018	359,049	GLTRX00046589						\$31,366.27		
6/4/2018	357,658	PMTRX00011505	Purchases	26800465213	1/3	Duke Energy	\$135.11			
6/4/2018	357,660	PMTRX00011505	Purchases	33400067207	1/3	Duke Energy	\$61.78			
6/4/2018	357,661	PMTRX00011505	Purchases	55403649014	1/3	Duke Energy	\$21.67			
6/5/2018	357,656	PMTRX00011505	Purchases	2200252201	1/3	Duke Energy	\$55.00			
6/6/2018	357,657	PMTRX00011505	Purchases	53503889010	1/3	Duke Energy	\$339.76			
6/8/2018	357,641	PMTRX00011505	Purchases	32203867017	1/3	Duke Energy	\$36.39			
6/8/2018	357,652	PMTRX00011505	Purchases	96300067201	1/3	Duke Energy	\$115.37			
6/12/2018	357,962	PMTRX00011513	Purchases	54000843205	1/3	Duke Energy	\$29.53			
6/12/2018	357,963	PMTRX00011513	Purchases	52800530202	1/3	Duke Energy	\$48.50			
6/13/2018	357,965	PMTRX00011513	Purchases	4403644019	1/3	Duke Energy	\$22.64			
6/14/2018	358,040	PMTRX00011516	Purchases	5121000	1/3	Owen Electric Cooperative Inc	\$42.88			
6/14/2018	358,041	PMTRX00011516	Purchases	5121001	1/3	Owen Electric Cooperative Inc	\$36.50			
6/14/2018	358,081	PMTRX00011516	Purchases	97600131200	1/3	Duke Energy	\$24.08			
6/18/2018	358,292	PMTRX00011518	Purchases	13300564210	1/3	Duke Energy	\$21.27			
6/19/2018	358,298	PMTRX00011518	Purchases	92203548011	1/3	Duke Energy	\$45.76			
6/19/2018	358,455	PMTRX00011526	Purchases	21100162200	1/3	Duke Energy	\$10.62			
6/21/2018	358,419	PMTRX00011524	Purchases	5121004	1/3	Owen Electric Cooperative Inc	\$32.80			
6/22/2018	358,290	PMTRX00011518	Purchases	30903811010	1/3	Duke Energy	\$436.34			
6/22/2018	358,291	PMTRX00011518	Purchases	28203690012	1/3	Duke Energy	\$22.69			
6/26/2018	358,888	PMTRX00011533	Purchases	8400403202	1/3	Duke Energy	\$8.54			
6/27/2018	358,730	PMTRX00011530	Purchases	11402057019	1/3	Duke Energy	\$66.55			
				Totals:		Net Change	Ending Balance			
				Account:	615-5000-027	\$14,978.19	\$14,978.19	\$46,352.57	\$31,374.38	
				Description:	Utilities - Central Facility	Beginning Balance:	\$0.00			
				Trx Date	Jrnl No.	Orig. Audit Trail	Distribution Reference	Orig. Master Name	Debit	Credit
2/1/2018	362,459	GLTRX00047046						\$16,051.36		
2/1/2018	362,473	GLTRX00047050							\$16,051.36	
2/27/2018	353,007	PMTRX00011398	Purchases	10300223228	1/9	Duke Energy	\$12,900.09			
3/28/2018	354,345	PMTRX00011424	Purchases	10300223228	1/6	Duke Energy	\$11,770.56			
4/27/2018	355,768	PMTRX00011460	Purchases	10300223228	2/9	Duke Energy	\$8,543.28			
5/29/2018	357,241	PMTRX00011493	Purchases	10300223228	5/18	Duke Energy	\$7,814.65			
6/27/2018	358,729	PMTRX00011530	Purchases	10300223228	1/3	Duke Energy	\$8,947.96			
				Totals:		Net Change	Ending Balance			
				Account:	615-8000-085	\$49,976.54	\$49,976.54	\$66,027.90	\$16,051.36	
				Description:	Gas bill - 700 Alexandria Pike	Beginning Balance:	\$0.00			
				Trx Date	Jrnl No.	Orig. Audit Trail	Distribution Reference	Orig. Master Name	Debit	Credit
1/3/2018	350,145	PMTRX00011331	Purchases	63902189019	1/18	Duke Energy	\$2,518.26			
1/3/2018	350,547	PMTRX00011341	Purchases	33800283200	1/18	Duke Energy	\$1,410.70			
1/3/2018	350,548	PMTRX00011341	Purchases	39800877206	1/18	Duke Energy	\$1,305.59			
1/3/2018	350,550	PMTRX00011341	Purchases	75900841205	1/18	Duke Energy	\$831.23			
2/1/2018	351,607	PMTRX00011368	Purchases	63902189019	1/9	Duke Energy	\$2,412.45			
2/1/2018	351,934	PMTRX00011377	Purchases	75900841205	1/9	Duke Energy	\$248.59			
2/1/2018	351,935	PMTRX00011377	Purchases	44000883201	1/9	Duke Energy	\$66.94			
2/1/2018	351,936	PMTRX00011377	Purchases	39800877206	1/9	Duke Energy	\$240.45			
2/1/2018	351,937	PMTRX00011377	Purchases	33800283200	1/9	Duke Energy	\$664.65			
3/2/2018	353,126	PMTRX00011402	Purchases	63902189019	1/6	Duke Energy	\$1,589.78			
3/2/2018	353,129	PMTRX00011402	Purchases	39800877206	1/6	Duke Energy	\$604.12			
3/2/2018	353,130	PMTRX00011402	Purchases	44000883201	1/6	Duke Energy	\$118.63			
3/2/2018	353,131	PMTRX00011402	Purchases	75900841205	1/6	Duke Energy	\$422.14			
4/3/2018	354,851	PMTRX00011439	Purchases	33800283200	2/9	Duke Energy	\$448.46			
System: DETAILED TRIAL B 9/24/2018				12:01:21 PM	Page:	278	User Date:	9/24/2018	User ID:	skampsen
N Ky Water District										
4/3/2018	354,852	PMTRX00011439	Purchases	39800877206	2/9	Duke Energy	\$705.01			
4/3/2018	354,853	PMTRX00011439	Purchases	44000883201	2/9	Duke Energy	\$116.62			
4/3/2018	354,854	PMTRX00011439	Purchases	75900841205	2/9	Duke Energy	\$525.18			
4/3/2018	354,855	PMTRX00011439	Purchases	63902189019	2/9	Duke Energy	\$1,622.00			

5/2/2018	356,033	PMTRX00011465	Purchases	63902189019	5/18	Duke Energy	\$1,197.11	
5/2/2018	356,114	PMTRX00011468	Purchases	33800283200	5/18	Duke Energy	\$214.08	
5/2/2018	356,115	PMTRX00011468	Purchases	39800877206	5/18	Duke Energy	\$401.08	
5/2/2018	356,116	PMTRX00011468	Purchases	44000883201	5/18	Duke Energy	\$78.17	
5/2/2018	356,117	PMTRX00011468	Purchases	75900841205	5/18	Duke Energy	\$166.72	
6/1/2018	357,381	PMTRX00011499	Purchases	63902189019	1/3	Duke Energy	\$1,473.59	
6/1/2018	357,637	PMTRX00011505	Purchases	75900841205	1/3	Duke Energy	\$59.41	
6/1/2018	357,638	PMTRX00011505	Purchases	44000883201	1/3	Duke Energy	\$54.27	
6/1/2018	357,639	PMTRX00011505	Purchases	39800877206	1/3	Duke Energy	\$78.89	
6/1/2018	357,640	PMTRX00011505	Purchases	33800283200	1/3	Duke Energy	\$85.40	

Account: 616-3000-002				Totals:		Account: 616-3000-001			
Trx Date	Jrnl No.	Orig. Audit Trail	Description: Distribution Reference	Gas Cost - TMTP	Description:	Beginning Balance:	Net Change	Ending Balance	
1/18/2018	350,791	PMTRX00011347	Purchases		6203669018	1/18	Duke Energy	\$920.36	Debit
1/18/2018	351,035	PMTRX00011354	Purchases		74300342209	1/18	Duke Energy	\$2,461.49	Credit
2/16/2018	352,297	PMTRX00011384	Purchases		76203669018	1/9	Duke Energy	\$621.66	
2/19/2018	352,550	PMTRX00011390	Purchases		74300342209	1/9	Duke Energy	\$1,984.93	
3/19/2018	353,747	PMTRX00011417	Purchases		74300342209	1/6	Duke Energy	\$1,247.75	
3/19/2018	353,750	PMTRX00011417	Purchases		76203669018	1/6	Duke Energy	\$461.59	
4/18/2018	355,386	PMTRX00011452	Purchases		76203669018	2/9	Duke Energy	\$430.69	
4/18/2018	355,456	PMTRX00011454	Purchases		74300342209	2/9	Duke Energy	\$1,426.48	
5/17/2018	356,604	PMTRX00011480	Purchases		76203669018	5/18	Duke Energy	\$246.34	
5/17/2018	356,848	PMTRX00011486	Purchases		74300342209	5/18	Duke Energy	\$615.51	
6/18/2018	358,289	PMTRX00011518	Purchases		74300342209	1/3	Duke Energy	\$138.60	
6/18/2018	358,293	PMTRX00011518	Purchases		76203669018	1/3	Duke Energy	\$55.42	
							Net Change	\$19,659.52	
							Beginning Balance:	\$0.00	
							Ending Balance	\$19,659.52	\$0.00

Account: 616-3000-029				Totals:		Account: 616-3000-002			
Trx Date	Jrnl No.	Orig. Audit Trail	Description: Distribution Reference	Gas Cost MPTP	Description:	Beginning Balance:	Net Change	Ending Balance	
1/10/2018	350,543	PMTRX00011341	Purchases		33803662016	1/18	Duke Energy	\$2,992.89	Debit
1/10/2018	350,544	PMTRX00011341	Purchases		36100729029	1/18	Duke Energy	\$2,592.65	Credit
1/10/2018	350,545	PMTRX00011341	Purchases		38200284213	1/18	Duke Energy	\$2,023.12	
1/12/2018	350,553	PMTRX00011341	Purchases		8200284217	1/12	Duke Energy	\$53.76	
2/12/2018	352,290	PMTRX00011384	Purchases		33803662016	1/9	Duke Energy	\$3,018.75	
2/12/2018	352,291	PMTRX00011384	Purchases		8200284217	1/9	Duke Energy	\$51.35	
2/12/2018	352,295	PMTRX00011384	Purchases		36100729029	1/9	Duke Energy	\$2,458.68	
2/12/2018	352,296	PMTRX00011384	Purchases		38200284213	1/9	Duke Energy	\$1,867.53	
3/2/2018	353,128	PMTRX00011402	Purchases		33800283200	1/6	Duke Energy	\$656.29	
3/9/2018	353,458	PMTRX00011410	Purchases		33803662016	1/6	Duke Energy	\$765.41	
3/9/2018	353,465	PMTRX00011410	Purchases		36100729029	1/6	Duke Energy	\$2,297.27	
3/9/2018	353,466	PMTRX00011410	Purchases		38200284213	1/6	Duke Energy	\$917.09	
3/12/2018	353,640	PMTRX00011415	Purchases		8200284217	1/6	Duke Energy	\$904.50	
4/10/2018	355,016	PMTRX00011441	Purchases		33803662016	2/9	Duke Energy	\$1,831.88	
4/10/2018	355,025	PMTRX00011441	Purchases		8200284217	2/9	Duke Energy	\$229.50	
4/10/2018	355,033	PMTRX00011441	Purchases		38200284213	2/9	Duke Energy	\$2,694.88	
4/10/2018	355,034	PMTRX00011441	Purchases		36100729029	2/9	Duke Energy	\$1,236.31	
5/9/2018	356,286	PMTRX00011470	Purchases		33803662016	5/18	Duke Energy	\$477.28	
5/9/2018	356,288	PMTRX00011470	Purchases		8200284217	5/18	Duke Energy	\$78.05	
5/9/2018	356,293	PMTRX00011470	Purchases		36100729029	5/18	Duke Energy	\$1,171.46	
5/9/2018	356,294	PMTRX00011470	Purchases		38200284213	5/18	Duke Energy	\$902.01	
6/8/2018	357,643	PMTRX00011505	Purchases		38200284213	1/3	Duke Energy	\$71.30	
6/8/2018	357,644	PMTRX00011505	Purchases		36100729029	1/3	Duke Energy	\$431.57	
6/8/2018	357,648	PMTRX00011505	Purchases		8200284217	1/3	Duke Energy	\$51.35	
6/8/2018	357,650	PMTRX00011505	Purchases		33803662016	1/3	Duke Energy	\$58.38	
							Net Change	\$29,833.26	
							Beginning Balance:	\$0.00	
							Ending Balance	\$29,833.26	\$0.00

Account: 616-5000-010				Totals:		Account: 616-3000-029			
Trx Date	Jrnl No.	Orig. Audit Trail	Description: Distribution Reference	Gas Cost- Carothers Rd- 16th St	Description:	Beginning Balance:	Net Change	Ending Balance	
							Beginning Balance:	\$0.00	
							Ending Balance	\$29,833.26	\$0.00

1/4/2018	350,147	PMTRX00011331	Purchases	50100466217	1/18	Duke Energy	\$256.95	
2/2/2018	351,833	PMTRX00011374	Purchases	50100466217	1/9	Duke Energy	\$239.07	
3/5/2018	353,172	PMTRX00011403	Purchases	50100466217	1/6	Duke Energy	\$190.93	
4/4/2018	354,677	PMTRX00011432	Purchases	50100466217	2/9	Duke Energy	\$181.50	
System:	DETAILED TRIAL B 9/24/2018		12:01:21 PM	Page:	279	User Date:	9/24/2018	User ID: skampsen
N Ky Water District								
5/3/2018	356,026	PMTRX00011465	Purchases	50100466217	5/18	Duke Energy	\$101.76	
6/4/2018	357,664	PMTRX00011505	Purchases	50100466217	1/3	Duke Energy	\$55.70	
			Totals:	Account:	616-5000-010	Net Change	Ending Balance	
Account:	616-5000-011		Description:	Gas charges for 3316 Latonia		\$1,025.91	\$1,025.91	\$0.00
Trx Date	Jrnl No.	Orig. Audit Trail	Distribution Reference	Beginning Balance:	Orig. Master Number	Orig. Master Name	Debit	Credit
1/22/2018	351,029	PMTRX00011354	Purchases	\$0.00	9800343205	1/18	Duke Energy	\$78.99
2/20/2018	352,551	PMTRX00011390	Purchases		9800343205	1/9	Duke Energy	\$98.79
3/21/2018	354,343	PMTRX00011424	Purchases		9800343205	1/6	Duke Energy	\$75.20
4/20/2018	355,767	PMTRX00011460	Purchases		9800343205	2/9	Duke Energy	\$75.58
5/17/2018	356,847	PMTRX00011486	Purchases		9800343205	5/18	Duke Energy	\$308.91
6/18/2018	358,288	PMTRX00011518	Purchases		9800343205	1/3	Duke Energy	\$82.06
			Totals:	Account:	616-5000-011	Net Change	Ending Balance	
Account:	616-5000-016		Description:	Gas Cost - WaterWorks Station		\$719.53	\$719.53	\$0.00
Trx Date	Jrnl No.	Orig. Audit Trail	Distribution Reference	Beginning Balance:	Orig. Master Number	Orig. Master Name	Debit	Credit
1/10/2018	350,546	PMTRX00011341	Purchases	\$0.00	24002180010	1/18	Duke Energy	\$226.84
2/8/2018	351,942	PMTRX00011377	Purchases		24002180010	1/9	Duke Energy	\$110.78
3/9/2018	353,461	PMTRX00011410	Purchases		24002180010	1/6	Duke Energy	\$62.53
4/10/2018	355,023	PMTRX00011441	Purchases		24002180010	2/9	Duke Energy	\$62.40
5/9/2018	356,291	PMTRX00011470	Purchases		24002180010	5/18	Duke Energy	\$132.10
6/8/2018	357,654	PMTRX00011505	Purchases		24002180010	1/3	Duke Energy	\$55.08
			Totals:	Account:	616-5000-016	Net Change	Ending Balance	
Account:	618-3000-001		Description:	Chemicals - FTTP		\$649.73	\$649.73	\$0.00
Trx Date	Jrnl No.	Orig. Audit Trail	Distribution Reference	Beginning Balance:	Orig. Master Number	Orig. Master Name	Debit	Credit
1/2/2018	350,185	PMTRX00011331	Purchases	\$0.00	CI-772819	Univar USA Inc.	\$2,775.55	
1/2/2018	350,186	PMTRX00011331	Purchases		1257206	USALCO	\$5,713.56	
1/8/2018	350,568	PMTRX00011343	Purchases		9017574627	Kemira Water Solutions, Inc.	\$5,064.54	
1/10/2018	350,474	PMTRX00011338	Purchases		CI-773854	Univar USA Inc.	\$2,779.87	
1/11/2018	350,576	PMTRX00011343	Purchases		1257703	USALCO	\$5,824.48	
1/12/2018	350,577	PMTRX00011343	Purchases		1257833	USALCO	\$5,845.72	
1/12/2018	350,816	PMTRX00011348	Purchases		9017575472	Kemira Water Solutions, Inc.	\$5,087.27	
1/18/2018	350,868	PMTRX00011350	Purchases		9017576186	Kemira Water Solutions, Inc.	\$4,934.68	
1/19/2018	350,838	PMTRX00011348	Purchases		CI-775248	Univar USA Inc.	\$2,781.10	
1/19/2018	350,839	PMTRX00011348	Purchases		CI-775225	Univar USA Inc.	\$2,777.40	
1/19/2018	350,842	PMTRX00011348	Purchases		1258391	USALCO	\$5,723.00	
1/19/2018	351,287	PMTRX00011360	Purchases		33883	Shannon Chemical Corporation	\$13,491.52	
1/22/2018	350,840	PMTRX00011348	Purchases		CI-775459	Univar USA Inc.	\$6,679.21	
1/22/2018	350,857	PMTRX00011350	Purchases		310556	Chemrite, Inc.	\$14,881.05	
1/22/2018	351,100	PMTRX00011355	Purchases		9017576524	Kemira Water Solutions, Inc.	\$5,181.41	
1/25/2018	351,099	PMTRX00011355	Purchases		9017577058	Kemira Water Solutions, Inc.	\$5,330.75	
1/26/2018	351,148	PMTRX00011356	Purchases		CI-776243	Univar USA Inc.	\$2,781.10	
1/26/2018	351,149	PMTRX00011356	Purchases		1258984	USALCO	\$5,907.08	
2/1/2018	351,628	PMTRX00011369	Purchases		9017577734	Kemira Water Solutions, Inc.	\$4,993.12	
2/2/2018	351,658	PMTRX00011370	Purchases		CI-777312	Univar USA Inc.	\$2,778.63	
2/5/2018	351,954	PMTRX00011377	Purchases		9017578547	Kemira Water Solutions, Inc.	\$4,967.15	
2/8/2018	351,902	PMTRX00011375	Purchases		1260105	USALCO	\$5,949.56	
2/12/2018	351,963	PMTRX00011377	Purchases		CI-778364	Univar USA Inc.	\$2,792.83	
2/13/2018	352,348	PMTRX00011386	Purchases		9017579302	Kemira Water Solutions, Inc.	\$4,928.19	
2/21/2018	352,409	PMTRX00011387	Purchases		CI-779483	Univar USA Inc.	\$2,774.93	
2/21/2018	352,589	PMTRX00011390	Purchases		1261255	USALCO	\$5,713.56	
2/23/2018	352,626	PMTRX00011391	Purchases		9017580607	Kemira Water Solutions, Inc.	\$4,876.24	

3/1/2018	353,075	PMTRX00011399	Purchases	9017581314	Kemira Water Solutions, Inc.	\$4,811.31	
3/1/2018	353,089	PMTRX00011399	Purchases	CI-780563	Univar USA Inc.	\$6,586.99	
3/2/2018	353,088	PMTRX00011399	Purchases	CI-780736	Univar USA Inc.	\$2,781.10	
3/2/2018	353,727	PMTRX00011416	Purchases	4023615	Thatcher Chemical of Florida Inc	\$10,608.00	
3/5/2018	353,090	PMTRX00011399	Purchases	1262156	USALCO	\$5,862.24	
3/7/2018	353,156	PMTRX00011402	Purchases	CI-781196	Univar USA Inc.	\$897.60	
3/9/2018	353,336	PMTRX00011406	Purchases	9017582360	Kemira Water Solutions, Inc.	\$5,145.70	
3/9/2018	353,373	PMTRX00011407	Purchases	CI-781597	Univar USA Inc.	\$2,778.02	
3/9/2018	353,374	PMTRX00011407	Purchases	CI-781583	Univar USA Inc.	\$5,989.78	
3/13/2018	353,716	PMTRX00011416	Purchases	1221454	Polydyne, Inc.	\$3,344.00	
3/14/2018	353,732	PMTRX00011416	Purchases	1301557	USALCO	\$5,732.44	
3/15/2018	353,596	PMTRX00011412	Purchases	310917	Chemrite, Inc.	\$14,881.05	
3/20/2018	354,018	PMTRX00011420	Purchases	9017583411	Kemira Water Solutions, Inc.	\$5,038.57	
3/21/2018	353,773	PMTRX00011417	Purchases	CI-782948	Univar USA Inc.	\$2,779.87	
System:	DETAILED TRIAL B 9/24/2018	12:01:21 PM	Page:	280	User Date:	9/24/2018	User ID: skampsen
N Ky Water District							
3/27/2018	354,486	PMTRX00011426	Purchases	1302684	USALCO	\$5,892.92	
4/3/2018	354,718	PMTRX00011433	Purchases	CI-784527	Univar USA Inc.	\$2,784.19	
4/9/2018	354,819	PMTRX00011438	Purchases	1303669	USALCO	\$6,036.88	
4/9/2018	355,098	PMTRX00011445	Purchases	9017585682	Kemira Water Solutions, Inc.	\$4,921.69	
4/17/2018	355,144	PMTRX00011448	Purchases	CI-786299	Univar USA Inc.	\$6,687.60	
4/17/2018	355,145	PMTRX00011448	Purchases	CI-786235	Univar USA Inc.	\$6,856.27	
4/17/2018	355,413	PMTRX00011453	Purchases	9017586682	Kemira Water Solutions, Inc.	\$5,142.46	
4/18/2018	355,143	PMTRX00011448	Purchases	CI-786516	Univar USA Inc.	\$2,776.17	
4/19/2018	355,442	PMTRX00011453	Purchases	1304447	USALCO	\$5,928.32	
4/23/2018	355,441	PMTRX00011453	Purchases	CI-787037	Univar USA Inc.	\$2,789.74	
4/24/2018	355,812	PMTRX00011461	Purchases	9017587463	Kemira Water Solutions, Inc.	\$5,239.85	
4/30/2018	355,867	PMTRX00011461	Purchases	1305348	USALCO	\$5,989.68	
5/1/2018	356,362	PMTRX00011473	Purchases	CI-359682	Univar USA Inc.	\$80.00	
5/1/2018	356,373	PMVVR00001379	Purchases	CI-359682	Univar USA Inc.		\$80.00
5/1/2018	356,394	PMTRX00011475	Purchases	CI-359682.	Univar USA Inc.	\$140.00	
5/2/2018	356,091	PMTRX00011467	Purchases	CI-788277	Univar USA Inc.	\$2,779.25	
5/8/2018	356,328	PMTRX00011472	Purchases	9017589141	Kemira Water Solutions, Inc.	\$5,239.85	
5/11/2018	356,361	PMTRX00011473	Purchases	CI-789336	Univar USA Inc.	\$2,782.95	
5/13/2018	356,668	PMTRX00011481	Purchases	34640	Shannon Chemical Corporation	\$13,400.32	
5/16/2018	356,395	PMTRX00011475	Purchases	CI-360613	Univar USA Inc.		\$60.00
5/18/2018	356,679	PMTRX00011481	Purchases	1307286	USALCO	\$5,904.72	
5/18/2018	356,797	PMTRX00011484	Purchases	CI-790111	Univar USA Inc.	\$2,288.00	
5/22/2018	356,860	PMTRX00011486	Purchases	9017590799	Kemira Water Solutions, Inc.	\$5,317.77	
5/24/2018	356,799	PMTRX00011484	Purchases	CI-790737	Univar USA Inc.	\$6,589.78	
5/24/2018	356,867	PMTRX00011486	Purchases	CI-790813	Univar USA Inc.	\$2,288.00	
5/30/2018	357,336	PMTRX00011498	Purchases	CI-791244	Univar USA Inc.	\$2,765.06	
5/31/2018	356,818	PMVVR00001381	Purchases	CI-790111	Univar USA Inc.		\$2,288.00
5/31/2018	357,338	PMTRX00011498	Purchases	1308281	USALCO	\$5,921.24	
6/1/2018	357,614	PMTRX00011504	Purchases	311423	Chemrite, Inc.	\$11,904.84	
6/1/2018	357,615	PMTRX00011504	Purchases	311424	Chemrite, Inc.	\$11,904.84	
6/1/2018	357,696	PMTRX00011506	Purchases	9017592094	Kemira Water Solutions, Inc.	\$4,937.93	
6/6/2018	357,744	PMTRX00011508	Purchases	CI-792069	Univar USA Inc.	\$2,759.50	
6/7/2018	357,745	PMTRX00011508	Purchases	CI-792271	Univar USA Inc.	\$2,777.40	
6/12/2018	358,518	PMTRX00011526	Purchases	1309571	USALCO	\$2,975.96	
6/15/2018	358,376	PMTRX00011522	Purchases	9017593754	Kemira Water Solutions, Inc.	\$3,610.11	
6/19/2018	358,519	PMTRX00011526	Purchases	1310293	USALCO	\$5,864.60	
6/20/2018	358,377	PMTRX00011522	Purchases	9017594326	Kemira Water Solutions, Inc.	\$3,632.83	
6/20/2018	358,515	PMTRX00011526	Purchases	CI-793780	Univar USA Inc.	\$2,774.31	
6/21/2018	358,378	PMTRX00011522	Purchases	9017594354	Kemira Water Solutions, Inc.	\$5,119.73	
6/21/2018	358,512	PMTRX00011526	Purchases	CI-793919	Univar USA Inc.	\$2,778.63	
6/27/2018	358,513	PMTRX00011526	Purchases	CI-794521	Univar USA Inc.	\$816.00	
6/27/2018	358,514	PMTRX00011526	Purchases	CI-794522	Univar USA Inc.	\$680.10	
6/29/2018	358,686	PMTRX00011529	Purchases	CI-794917	Univar USA Inc.	\$5,975.25	

Account:	618-3000-002	Totals:	Account:	618-3000-001	Net Change	Ending Balance		
Trx Date	Jrnl No.	Description:	Chemicals - TMTP	Beginning Balance:	\$403,196.91	\$403,196.91	\$405,624.91	\$2,428.00
4/12/2018	355,146	Orig. Audit Trail	Distribution Reference	Orig. Master Number	\$0.00			
5/24/2018	356,798	PMTRX00011448	Purchases	CI-785715	Orig. Master Name		Debit	Credit
		PMTRX00011484	Purchases	CI-790688	Univar USA Inc.		\$3,976.85	
					Univar USA Inc.		\$566.40	
					Net Change	Ending Balance		
					\$4,543.25	\$4,543.25	\$4,543.25	\$0.00

Account:	618-3000-029	Totals:	Account:	618-3000-002	Net Change	Ending Balance		
Trx Date	Jrnl No.	Description:	Chemicals MPTP	Beginning Balance:	\$4,543.25	\$4,543.25	\$4,543.25	\$0.00
1/16/2018	350,841	Orig. Audit Trail	Distribution Reference	Orig. Master Number	\$0.00		Debit	Credit
2/6/2018	351,682	PMTRX00011348	Purchases	CI-774547	Univar USA Inc.		\$2,782.34	
2/19/2018	352,586	PMTRX00011371	Purchases	1259866	USALCO		\$5,959.00	
2/20/2018	352,741	PMTRX00011390	Purchases	CI-779178	Univar USA Inc.		\$2,778.02	
2/22/2018	352,587	PMTRX00011394	Purchases	9017580069	Kemira Water Solutions, Inc.		\$5,119.73	
3/19/2018	354,043	PMTRX00011390	Purchases	CI-779553	Univar USA Inc.		\$2,608.20	
4/9/2018	354,818	PMTRX00011420	Purchases	1302001	USALCO		\$5,706.48	
5/1/2018	354,818	PMTRX00011438	Purchases	CI-785208	Univar USA Inc.		\$2,786.04	
5/1/2018	356,093	PMTRX00011467	Purchases	1305669	USALCO		\$4,875.76	
5/1/2018	356,112	PMTRX00011468	Purchases	311210	Chemrite, Inc.		\$14,881.05	
5/22/2018	356,677	PMTRX00011481	Purchases	CI-790450	Univar USA Inc.		\$2,784.19	
5/23/2018	356,800	PMTRX00011484	Purchases	CI-790511	Univar USA Inc.		\$2,608.20	
6/1/2018	357,719	PMTRX00011507	Purchases	356050	Manly Brothers, Inc		\$3,745.50	
6/1/2018	358,029	RECVG00002369	Purchases	RCT0000010467	Thatcher Chemical of Florida Inc		\$10,608.00	
6/25/2018	358,516	PMTRX00011526	Purchases	CI-794237	Univar USA Inc.		\$2,795.92	
System:	DETAILED TRIAL B 9/24/2018	12:01:21 PM	Page:	281	User Date:	9/24/2018	User ID:	skampsen
N Ky Water District								

Account:	618-3001-001	Totals:	Account:	618-3000-029	Net Change	Ending Balance		
Trx Date	Jrnl No.	Description:	Chemical - GAC Carbon FTTP	Beginning Balance:	\$70,038.43	\$70,038.43	\$70,038.43	\$0.00
1/31/2018	351,169	Orig. Audit Trail	Distribution Reference	Orig. Master Number	\$0.00		Debit	Credit
2/28/2018	352,526	GLTRX00045560			Orig. Master Name		\$71,742.36	
3/30/2018	354,271	GLTRX00045789					\$56,757.38	
4/30/2018	355,650	GLTRX00045983					\$56,757.42	
5/31/2018	357,111	GLTRX00046146					\$56,757.41	
6/30/2018	358,623	GLTRX00046326					\$56,757.42	
		GLTRX00046516					\$56,757.42	
					Net Change	Ending Balance		
					\$355,529.41	\$355,529.41	\$355,529.41	\$0.00

Account:	618-3001-029	Totals:	Account:	618-3001-001	Net Change	Ending Balance		
Trx Date	Jrnl No.	Description:	Chemical - GAC Carbon MPTP	Beginning Balance:	\$355,529.41	\$355,529.41	\$355,529.41	\$0.00
1/31/2018	351,169	Orig. Audit Trail	Distribution Reference	Orig. Master Number	\$0.00		Debit	Credit
2/28/2018	352,526	GLTRX00045560			Orig. Master Name		\$15,848.88	
3/30/2018	354,271	GLTRX00045789					\$15,848.88	
4/30/2018	355,650	GLTRX00045983					\$15,848.87	
5/31/2018	357,111	GLTRX00046146					\$15,848.88	
6/30/2018	358,623	GLTRX00046326					\$15,848.87	
		GLTRX00046516					\$15,848.87	
					Net Change	Ending Balance		
					\$95,093.25	\$95,093.25	\$95,093.25	\$0.00

Account:	620-3000-001	Totals:	Account:	618-3001-029	Net Change	Ending Balance		
Trx Date	Jrnl No.	Description:	Materials & Supplies - FTTP	Beginning Balance:	\$95,093.25	\$95,093.25	\$95,093.25	\$0.00
3/1/2018	353,071	Orig. Audit Trail	Distribution Reference	Orig. Master Number	\$0.00		Debit	Credit
		PMTRX00011399	Purchases	5899632	Orig. Master Name		\$719.56	
					Fisher Scientific			
					Net Change	Ending Balance		
					\$719.56	\$719.56	\$719.56	\$0.00

Account:	620-3000-003	Totals:	Account:	620-3000-001	Net Change	Ending Balance		
Trx Date	Jrnl No.	Description:	Materials & Supplies - Laboratory	Beginning Balance:	\$719.56	\$719.56	\$719.56	\$0.00
1/2/2018	350,157	Orig. Audit Trail	Distribution Reference	Orig. Master Number	\$0.00		Debit	Credit
1/2/2018	350,161	PMTRX00011331	Purchases	6118835	Orig. Master Name		\$857.21	
1/3/2018	350,217	PMTRX00011331	Purchases	3025512391	Fisher Scientific		\$2,189.26	
1/4/2018	350,213	PMTRX00011332	Purchases	6268874	IDEXX Distribution, Inc.		\$398.92	
		PMTRX00011332	Purchases	850497	Fisher Scientific		\$398.87	
					Environmental Resource Assoc		\$398.87	

1/4/2018	350,216	PMTRX00011332	Purchases	6442122	Fisher Scientific	\$656.54		
1/4/2018	350,462	PMTRX00011338	Purchases	136276	Phenova	\$225.95		
1/5/2018	350,174	PMTRX00011331	Purchases	16814966	Matheson Tri-Gas, Inc.	\$587.41		
1/8/2018	350,352	PMTRX00011335	Purchases	849946	Environmental Resource Assoc	\$627.83		
1/8/2018	350,353	PMTRX00011335	Purchases	6783114	Fisher Scientific	\$490.61		
1/9/2018	350,573	PMTRX00011343	Purchases	136447	Phenova	\$431.80		
1/10/2018	350,355	PMTRX00011335	Purchases	10787802	Hach Company	\$29.44		
1/10/2018	350,557	PMTRX00011343	Purchases	6-052-25135	Federal Express	\$7.98		
1/10/2018	350,822	PMTRX00011348	Purchases	8315286	Millipore Corporation	\$2,451.01		
1/15/2018	350,559	PMTRX00011343	Purchases	850896	Environmental Resource Assoc	\$339.03		
1/16/2018	350,854	PMTRX00011350	Purchases	114262872	Agilent Technologies	\$543.00		
1/17/2018	350,859	PMTRX00011350	Purchases	6-059-27229	Federal Express	\$43.70		
1/17/2018	350,893	PMTRX00011350	Purchases	35782	Seal Analytical, Inc.	\$417.35		
1/19/2018	350,882	PMTRX00011350	Purchases	1517330	Restek Corporation	\$222.74		
1/19/2018	351,142	PMTRX00011356	Purchases	543757445	Sigma-Aldrich Inc	\$289.55		
1/22/2018	351,095	PMTRX00011355	Purchases	8343840	Fisher Scientific	\$2,277.81		
1/23/2018	350,821	PMTRX00011348	Purchases	16888838	Matheson Tri-Gas, Inc.	\$938.24		
1/23/2018	351,275	PMTRX00011360	Purchases	136919	Phenova	\$785.18		
1/24/2018	351,091	PMTRX00011355	Purchases	20259203	Environmental Laboratories, Inc.	\$42.00		
1/25/2018	351,098	PMTRX00011355	Purchases	10809328	Hach Company	\$427.75		
1/26/2018	351,094	PMTRX00011355	Purchases	8612304	Fisher Scientific	\$81.59		
1/29/2018	351,126	PMTRX00011356	Purchases	16916180	Matheson Tri-Gas, Inc.	\$411.76		
1/31/2018	351,526	PMTRX00011364	Purchases	8826249	Fisher Scientific	\$105.32		
1/31/2018	351,527	PMTRX00011364	Purchases	8826244	Fisher Scientific	\$351.34		
2/1/2018	351,616	PMTRX00011369	Purchases	10817103	Hach Company	\$55.75		
2/1/2018	351,650	PMTRX00011370	Purchases	136730	Phenova	\$1,663.95		
2/1/2018	351,655	PMTRX00011370	Purchases	INV DATE 01/04/18	Safe Ship NKY	\$615.17		
2/1/2018	351,670	PMTRX00011371	Purchases	6-073-17703	Federal Express	\$44.24		
2/1/2018	351,672	PMTRX00011371	Purchases	8905521	Fisher Scientific	\$624.46		
2/1/2018	351,675	PMTRX00011371	Purchases	16941368	Matheson Tri-Gas, Inc.	\$1,292.00		
2/1/2018	351,676	PMTRX00011371	Purchases	16936868	Matheson Tri-Gas, Inc.	\$208.73		
System:	DETAILED TRIAL B 9/24/2018	12:01:21 PM	Page:	282	User Date:	9/24/2018	User ID:	skampsen
N Ky Water District								
2/2/2018	351,653	PMTRX00011370	Purchases	1521340	Restek Corporation	\$280.45		
2/2/2018	351,657	PMTRX00011370	Purchases	9920354933	Ultra Scientific Analytical Solutions	\$358.24		
2/5/2018	351,613	PMTRX00011369	Purchases	852468	Environmental Resource Assoc	\$294.38		
2/5/2018	351,671	PMTRX00011371	Purchases	9064719	Fisher Scientific	\$148.68		
2/5/2018	352,015	PMTRX00011378	Purchases	406349	Ultra Scientific Analytical Solutions	\$18.90		
2/6/2018	351,907	PMTRX00011375	Purchases	215116	Xylem	\$831.51		
2/9/2018	351,949	PMTRX00011377	Purchases	20259948	Environmental Laboratories, Inc.	\$42.00		
2/9/2018	351,992	PMTRX00011378	Purchases	9501008	Fisher Scientific	\$2,235.20		
2/12/2018	352,328	PMTRX00011386	Purchases	853656	Environmental Resource Assoc	\$200.33		
2/14/2018	352,730	PMTRX00011394	Purchases	6-087-97770	Federal Express	\$8.84		
2/26/2018	352,572	PMTRX00011390	Purchases	17091933	Matheson Tri-Gas, Inc.	\$476.90		
2/26/2018	352,769	PMTRX00011395	Purchases	36169	Seal Analytical, Inc.	\$665.00		
2/27/2018	352,748	PMTRX00011394	Purchases	17093344	Matheson Tri-Gas, Inc.	\$165.37		
2/28/2018	352,749	PMTRX00011394	Purchases	17116645	Matheson Tri-Gas, Inc.	\$298.00		
2/28/2018	352,750	PMTRX00011394	Purchases	17112692	Matheson Tri-Gas, Inc.	\$208.73		
3/1/2018	353,053	PMTRX00011399	Purchases	874575	AccuStandard, Inc.	\$847.98		
3/1/2018	353,054	PMTRX00011399	Purchases	874333	AccuStandard, Inc.	\$96.55		
3/5/2018	353,083	PMTRX00011399	Purchases	1530321	Restek Corporation	\$1,224.70		
3/5/2018	353,650	PMTRX00011415	Purchases	854976	Environmental Resource Assoc	\$438.78		
3/5/2018	354,412	PMTRX00011425	Purchases	6530656	Fisher Scientific	\$540.90		
3/6/2018	353,151	PMTRX00011402	Purchases	17180048	Matheson Tri-Gas, Inc.	\$1,149.79		
3/6/2018	353,651	PMTRX00011415	Purchases	6804926	Fisher Scientific	\$1,449.60		
3/6/2018	353,717	PMTRX00011416	Purchases	1530888	Restek Corporation	\$317.75		
3/6/2018	353,728	PMTRX00011416	Purchases	9020786900	Thermo Electron NA LLC	\$760.20		
3/7/2018	353,078	PMTRX00011399	Purchases	50596	Marston Technical Service Inc.	\$13.83		
3/8/2018	353,754	PMTRX00011417	Purchases	7183332	Fisher Scientific	\$634.68		

3/12/2018	353,729	PMTRX00011416	Purchases	9020788538	Thermo Electron NA LLC	\$1,566.07		
3/14/2018	353,753	PMTRX00011417	Purchases	6-118-00207	Federal Express	\$52.86		
3/15/2018	353,652	PMTRX00011415	Purchases	10879152	Hach Company	\$663.43		
3/15/2018	353,654	PMTRX00011415	Purchases	2994	High Purity Standards	\$84.07		
3/22/2018	354,074	PMTRX00011421	Purchases	203082	Filtros	\$509.12		
3/23/2018	354,482	PMTRX00011426	Purchases	9020791786	Thermo Electron NA LLC	\$235.41		
3/26/2018	354,396	PMTRX00011425	Purchases	222217	Abraxis, LLC	\$1,735.00		
3/26/2018	354,468	PMTRX00011426	Purchases	36400	Seal Analytical, Inc.	\$690.00		
3/28/2018	354,168	PMTRX00011422	Purchases	17279743	Matheson Tri-Gas, Inc.	\$666.29		
3/28/2018	354,357	PMTRX00011424	Purchases	8939581	Fisher Scientific	\$597.68		
4/1/2018	355,042	PMTRX00011442	Purchases	8739430	Fisher Scientific	\$769.72		
4/1/2018	355,113	PMTRX00011445	Purchases	17300949	Matheson Tri-Gas, Inc.	\$208.73		
4/1/2018	355,160	RECVG00002347	Purchases	RCT0000010353	IDEXX Distribution, Inc.	\$3,597.25		
4/1/2018	355,160	RECVG00002347	Freight	RCT0000010353	IDEXX Distribution, Inc.	\$16.10		
4/1/2018	355,403	PMTRX00011452	Purchases	9153798	Fisher Scientific	\$859.75		
4/1/2018	355,404	PMTRX00011452	Purchases	9064721	Fisher Scientific	\$2,565.20		
4/2/2018	355,399	PMTRX00011452	Purchases	9367036	Fisher Scientific	\$49.39		
4/3/2018	354,687	PMTRX00011432	Purchases	9477904	Fisher Scientific	\$597.68		
4/5/2018	355,076	PMTRX00011442	Purchases	3029475138	IDEXX Distribution, Inc.	\$2,627.12		
4/6/2018	354,731	PMTRX00011434	Purchases	9856308	Fisher Scientific	\$203.25		
4/6/2018	355,790	PMTRX00011460	Purchases	10910415	Hach Company	\$148.40		
4/9/2018	354,807	PMTRX00011438	Purchases	860988	Environmental Resource Assoc	\$677.23		
4/11/2018	355,039	PMTRX00011442	Purchases	6-147-28474	Federal Express	\$8.84		
4/13/2018	355,398	PMTRX00011452	Purchases	858186	Fisher Scientific	\$129.15		
4/18/2018	355,431	PMTRX00011453	Purchases	1543471	Restek Corporation	\$356.53		
4/19/2018	355,401	PMTRX00011452	Purchases	1405220	Fisher Scientific	\$243.43		
4/20/2018	355,400	PMTRX00011452	Purchases	1569340	Fisher Scientific	\$577.92		
4/23/2018	355,402	PMTRX00011452	Purchases	1764122	Fisher Scientific		\$3,425.20	
4/24/2018	355,425	PMTRX00011453	Purchases	17444129	Matheson Tri-Gas, Inc.	\$971.08		
4/24/2018	355,781	PMTRX00011460	Purchases	2085723	Fisher Scientific	\$86.68		
4/25/2018	355,780	PMTRX00011460	Purchases	6-161-65925	Federal Express	\$43.80		
4/30/2018	355,825	PMTRX00011461	Purchases	17476829	Matheson Tri-Gas, Inc.	\$208.73		
4/30/2018	355,826	PMTRX00011461	Purchases	17476807	Matheson Tri-Gas, Inc.	\$453.75		
5/1/2018	355,782	PMTRX00011460	Purchases	4906169	Fisher Scientific	\$121.83		
5/1/2018	356,109	PMTRX00011468	Purchases	168387	Absolute Standards Inc.	\$415.00		
5/1/2018	357,244	PMTRX00011493	Purchases	855703	Environmental Resource Assoc	\$267.78		
5/2/2018	356,127	PMTRX00011468	Purchases	140114	Phenova	\$84.65		
5/2/2018	356,148	PMTRX00011468	Purchases	10943291	Hach Company	\$91.39		
5/7/2018	356,120	PMTRX00011468	Purchases	864879	Environmental Resource Assoc	\$133.83		
5/9/2018	357,335	PMTRX00011498	Purchases	411629	Ultra Scientific Analytical Solutions	\$560.31		
5/15/2018	356,569	PMTRX00011480	Purchases	222733	Abraxis, LLC	\$2,125.00		
5/16/2018	356,617	PMTRX00011480	Purchases	6-183-34726	Federal Express	\$53.52		
5/16/2018	357,248	PMTRX00011493	Purchases	6997878	Fisher Scientific	\$1,686.28		
5/17/2018	356,999	RECVG00002358	Purchases	RCT0000010412	IDEXX Distribution, Inc.	\$3,597.25		
5/17/2018	356,999	RECVG00002358	Freight	RCT0000010412	IDEXX Distribution, Inc.	\$16.48		
5/17/2018	357,006	PMTRX00011488	Purchases	7094915	Fisher Scientific	\$592.69		
5/18/2018	356,619	PMTRX00011480	Purchases	7252214	Fisher Scientific	\$3,001.09		
5/21/2018	356,620	PMTRX00011480	Purchases	7591117	Fisher Scientific	\$311.49		
System:	DETAILED TRIAL B 9/24/2018	12:01:21 PM	Page:	283	User Date:	9/24/2018	User ID:	skampsen
N Ky Water District								
5/21/2018	357,007	PMTRX00011488	Purchases	7591180	Fisher Scientific		\$565.88	
5/22/2018	356,618	PMTRX00011480	Purchases	7862163	Fisher Scientific	\$344.45		
5/22/2018	356,643	PMTRX00011481	Purchases	3031602187	IDEXX Distribution, Inc.	\$889.82		
5/22/2018	356,644	PMTRX00011481	Purchases	3031602181	IDEXX Distribution, Inc.	\$45.77		
5/23/2018	357,005	PMTRX00011488	Purchases	6-190-75187	Federal Express	\$8.03		
5/23/2018	357,226	PMTRX00011492	Purchases	20038062	CPI International	\$153.00		
5/25/2018	357,296	PMTRX00011496	Purchases	17630780	Matheson Tri-Gas, Inc.	\$695.36		
5/31/2018	357,258	PMTRX00011494	Purchases	10983540	Hach Company	\$627.89		
5/31/2018	357,295	PMTRX00011496	Purchases	17657544	Matheson Tri-Gas, Inc.	\$208.73		

6/1/2018	357,600	PMTRX00011504	Purchases	222941	Abraxis, LLC	\$1,678.00	
6/1/2018	357,668	PMTRX00011505	Purchases	868292	Environmental Resource Assoc	\$269.19	
6/1/2018	357,681	PMTRX00011506	Purchases	10985131	Hach Company	\$438.32	
6/1/2018	357,720	PMTRX00011507	Purchases	8507271	Millipore Corporation	\$859.09	
6/5/2018	357,738	PMTRX00011508	Purchases	544918396	Sigma-Aldrich Inc	\$96.60	
6/6/2018	357,674	PMTRX00011505	Purchases	269721	Fisher Scientific	\$625.92	
6/7/2018	357,671	PMTRX00011505	Purchases	378642	Fisher Scientific	\$734.31	
6/7/2018	357,673	PMTRX00011505	Purchases	378643	Fisher Scientific	\$1,603.28	
6/11/2018	357,672	PMTRX00011505	Purchases	553718	Fisher Scientific	\$65.93	
6/13/2018	357,966	PMTRX00011514	Purchases	6-212-29140	Federal Express	\$8.90	
6/13/2018	358,301	PMTRX00011518	Purchases	CR-K081601	Environmental Resource Assoc		\$156.63
6/13/2018	358,307	PMTRX00011518	Purchases	751067	Fisher Scientific	\$81.59	
6/14/2018	358,305	PMTRX00011518	Purchases	885050	Fisher Scientific	\$214.69	
6/16/2018	358,506	PMTRX00011526	Purchases	9020812921	Thermo Electron NA LLC	\$593.83	
6/19/2018	358,300	PMTRX00011518	Purchases	869630	Environmental Resource Assoc	\$474.65	
6/20/2018	358,302	PMTRX00011518	Purchases	1384561	Fisher Scientific	\$780.73	
6/20/2018	358,306	PMTRX00011518	Purchases	1384554	Fisher Scientific		\$344.45
6/21/2018	358,303	PMTRX00011518	Purchases	1497326	Fisher Scientific	\$819.75	
6/22/2018	358,304	PMTRX00011518	Purchases	1613782	Fisher Scientific	\$1,184.65	
6/25/2018	358,338	PMTRX00011522	Purchases	11018271	Hach Company	\$859.28	
6/25/2018	358,456	PMTRX00011526	Purchases	1726602	Fisher Scientific	\$147.60	
6/25/2018	358,458	PMTRX00011526	Purchases	1726601	Fisher Scientific	\$753.85	
6/26/2018	358,400	PMTRX00011524	Purchases	17816791	Matheson Tri-Gas, Inc.	\$1,625.04	
6/26/2018	358,401	PMTRX00011524	Purchases	17816831	Matheson Tri-Gas, Inc.	\$417.61	
6/26/2018	358,682	PMTRX00011529	Purchases	545103653	Sigma-Aldrich Inc	\$150.80	
6/27/2018	358,662	PMTRX00011529	Purchases	1985316	Fisher Scientific	\$152.91	
6/30/2018	358,671	PMTRX00011529	Purchases	17842106	Matheson Tri-Gas, Inc.	\$208.73	
			Totals:		Net Change	Ending Balance	
			Account:	620-3000-003	\$83,425.17	\$83,425.17	\$87,917.33
			Description:	Materials & Supplies - Instrumentation	Beginning Balance:		\$4,492.16
					\$0.00		

Trx Date	Jrnl No.	Orig. Audit Trail	Description: Distribution Reference	Orig. Master Number	Orig. Master Name	Debit	Credit
2/5/2018	351,615	PMTRX00011369	Purchases	10822501	Hach Company	\$277.75	
2/21/2018	352,556	PMTRX00011390	Purchases	10847423	Hach Company	\$974.56	
3/1/2018	353,164	RECVG00002337	Purchases	RCT0000010281	Hach Company	\$1,080.00	
3/1/2018	353,164	RECVG00002337	Freight	RCT0000010281	Hach Company	\$69.71	
3/12/2018	353,783	RECVG00002340	Purchases	RCT0000010302	Hach Company	\$1,080.00	
3/12/2018	353,783	RECVG00002340	Freight	RCT0000010302	Hach Company	\$69.71	
4/12/2018	355,159	RECVG00002347	Purchases	RCT0000010352	Hach Company	\$1,080.00	
4/12/2018	355,159	RECVG00002347	Freight	RCT0000010352	Hach Company	\$69.71	
4/25/2018	355,788	PMTRX00011460	Purchases	10933976	Hach Company	\$214.05	
5/14/2018	356,374	RECVG00002354	Purchases	RCT0000010387	Hach Company	\$1,080.00	
5/14/2018	356,374	RECVG00002354	Freight	RCT0000010387	Hach Company	\$69.71	
6/12/2018	358,024	RECVG00002368	Purchases	RCT0000010464	Hach Company	\$1,080.00	
6/12/2018	358,024	RECVG00002368	Freight	RCT0000010464	Hach Company	\$69.71	
			Totals:		Net Change	Ending Balance	
			Account:	620-3000-020	\$7,214.91	\$7,214.91	\$0.00
			Description:	Materials & Supplies - Sludge	Beginning Balance:		
					\$0.00		

Trx Date	Jrnl No.	Orig. Audit Trail	Description: Distribution Reference	Orig. Master Number	Orig. Master Name	Debit	Credit
2/1/2018	351,640	PMTRX00011369	Purchases	927086	Lowe's	\$35.01	
2/1/2018	351,798	RECVG00002328	Purchases	RCT0000010221	Clear Edge Filtration	\$1,983.00	
2/1/2018	351,798	RECVG00002328	Freight	RCT0000010221	Clear Edge Filtration	\$66.42	
2/2/2018	351,998	PMTRX00011378	Purchases	8473015	Ovivo USA, LLC	\$640.00	
2/8/2018	351,679	PMTRX00011371	Purchases	238600	Specialized Plumbing Parts Supply	\$39.00	
3/1/2018	353,180	PMTRX00011403	Purchases	9711060955	Grainger	\$232.72	
3/1/2018	353,203	PMTRX00011403	Purchases	903825	Lowe's	\$115.58	
3/5/2018	353,780	RECVG00002340	Purchases	RCT0000010299	Clear Edge Filtration	\$2,813.00	
3/5/2018	353,780	RECVG00002340	Freight	RCT0000010299	Clear Edge Filtration	\$45.23	
3/16/2018	353,738	PMTRX00011417	Purchases	7266758	CBT Company	\$737.63	
3/16/2018	353,739	PMTRX00011417	Purchases	7266165	CBT Company	\$164.22	



3/26/2018	354,156	PMTRX00011422	Purchases		315662-7	Arts Rental Equipment & Supply	\$485.00	
System:	DETAILED TRIAL B 9/24/2018		12:01:21 PM	Page:	284	User Date:	9/24/2018	User ID: skampsen
N Ky Water District								
4/1/2018	354,724	PMTRX00011434	Purchases		7013014730	Applied Industrial Tech, Inc.	\$56.92	
4/4/2018	354,650	PMTRX00011432	Purchases		7013045941	Applied Industrial Tech, Inc.	\$985.33	
4/4/2018	354,651	PMTRX00011432	Purchases		7013045301	Applied Industrial Tech, Inc.	\$121.69	
5/1/2018	356,690	RECVG00002356	Purchases		RCT0000010400	Clear Edge Filtration	\$1,983.00	
5/1/2018	356,690	RECVG00002356	Freight		RCT0000010400	Clear Edge Filtration	\$66.47	
5/14/2018	356,645	PMTRX00011481	Purchases		S100186083.001	Johnson Electric Supply Co., The	\$69.04	
5/14/2018	356,683	PMTRX00011481	Purchases		374225 00	Wilder Winnelson	\$353.33	
5/16/2018	356,663	PMTRX00011481	Purchases		912018	R & M Welding Products Inc	\$395.00	
5/21/2018	356,579	PMTRX00011480	Purchases		97589	Bullitt Co. Belting & Supply	\$1,180.90	
5/21/2018	356,664	PMTRX00011481	Purchases		912332	R & M Welding Products Inc	\$253.58	
5/21/2018	356,665	PMTRX00011481	Purchases		912331	R & M Welding Products Inc	\$56.90	
5/21/2018	356,666	PMTRX00011481	Purchases		912330	R & M Welding Products Inc	\$41.28	
5/21/2018	357,371	PMTRX00011499	Purchases		97605	Bullitt Co. Belting & Supply	\$326.74	
5/31/2018	357,334	PMTRX00011498	Purchases		KK293604	Truck and Trailer Supply	\$215.01	
6/21/2018	358,470	PMTRX00011526	Purchases		024K0002	Harrington Industrial Plastics	\$736.18	
6/26/2018	358,665	PMTRX00011529	Purchases		367953	Kemper Inc Richard G	\$33.84	

			Totals:	Account:	620-3000-022	Net Change	Ending Balance	\$14,232.02	\$14,232.02	\$0.00
Account:	620-3001-001		Description:	Office Supplies-FTTP	Beginning Balance:	\$0.00				
Trx Date	Jrnl No.	Orig. Audit Trail	Distribution Reference		Orig. Master Number	Orig. Master Name		Debit		Credit
1/13/2018	350,895	PMTRX00011350	Purchases		3365398883	Staples Advantage		\$86.16		
1/15/2018	350,472	PMTRX00011338	Purchases		PINV304206	Supply Post Business Products		\$75.74		
1/16/2018	350,598	PMTRX00011344	Purchases		PINV304278	Supply Post Business Products		\$11.21		
1/23/2018	351,097	PMTRX00011355	Purchases		10804408	Hach Company		\$885.67		
2/3/2018	351,962	PMTRX00011377	Purchases		3367887244	Staples Advantage		\$97.00		
2/17/2018	353,002	PMTRX00011398	Purchases		3369242667	Staples Advantage		\$110.42		
3/3/2018	353,369	PMTRX00011407	Purchases		3370929796	Staples Advantage		\$56.97		
3/3/2018	353,722	PMTRX00011416	Purchases		3370928800	Staples Advantage		\$113.26		
3/19/2018	353,760	PMTRX00011417	Purchases		10882463	Hach Company		\$750.83		
3/28/2018	354,360	PMTRX00011424	Purchases		10896395	Hach Company		\$623.31		
3/30/2018	354,359	PMTRX00011424	Purchases		10901201	Hach Company		\$119.94		
4/1/2018	354,716	PMTRX00011433	Purchases		3372773304	Staples Advantage		\$55.26		
4/1/2018	354,816	PMTRX00011438	Purchases		1.20125E+11	Office Depot, Inc.		\$60.29		
4/4/2018	354,695	PMTRX00011433	Purchases		10905392	Hach Company		\$182.78		
4/11/2018	355,141	PMTRX00011448	Purchases		PINV315771	Supply Post Business Products		\$80.70		
5/2/2018	356,051	PMTRX00011467	Purchases		10943404	Hach Company		\$661.00		
5/10/2018	356,317	PMTRX00011472	Purchases		10954896	Hach Company		\$527.93		
5/11/2018	356,336	PMTRX00011472	Purchases		384314	Minuteman/Design Press		\$332.00		
5/11/2018	356,358	PMTRX00011473	Purchases		PINV319900	Supply Post Business Products		\$38.97		
5/11/2018	356,626	PMTRX00011480	Purchases		10956900	Hach Company		\$91.39		
5/15/2018	356,256	GLTRX00046205						\$80.40		
5/15/2018	357,305	PMTRX00011496	Purchases		1.38343E+11	Office Depot, Inc.		\$59.39		
5/17/2018	356,625	PMTRX00011480	Purchases		10964264	Hach Company		\$70.19		
6/4/2018	357,682	PMTRX00011506	Purchases		10986534	Hach Company		\$917.00		
6/13/2018	358,010	PMTRX00011515	Purchases		384554	Minuteman/Design Press		\$46.00		
6/14/2018	358,417	PMTRX00011524	Purchases		1.51812E+11	Office Depot, Inc.		\$103.49		
6/14/2018	358,418	PMTRX00011524	Purchases		1.51662E+11	Office Depot, Inc.		\$135.67		
6/15/2018	358,009	PMTRX00011515	Purchases		384565	Minuteman/Design Press		\$46.50		
6/19/2018	358,891	PMTRX00011533	Purchases		1.53634E+11	Office Depot, Inc.		\$15.56		
6/19/2018	358,892	PMTRX00011533	Purchases		1.53632E+11	Office Depot, Inc.		\$26.29		
6/20/2018	358,890	PMTRX00011533	Purchases		1.35634E+11	Office Depot, Inc.		\$8.54		
6/27/2018	358,465	PMTRX00011526	Purchases		11021293	Hach Company		\$815.76		
6/28/2018	358,466	PMTRX00011526	Purchases		11023488	Hach Company		\$276.18		

			Totals:	Account:	620-3001-001	Net Change	Ending Balance	\$7,561.80	\$7,561.80	\$0.00
Account:	620-3002-001		Description:	Safety Supplies- Ops-FTTP	Beginning Balance:	\$0.00				

Trx Date	Jrnl No.	Orig. Audit Trail	Distribution Reference	Orig. Master Number	Orig. Master Name	Debit	Credit	
1/3/2018	350,178	PMTRX00011331	Purchases	INV4232225	Orr Safety Corporation	\$169.73		
1/5/2018	351,267	PMTRX00011360	Purchases	INV4234402	Orr Safety Corporation	\$72.12		
1/9/2018	350,458	PMTRX00011338	Purchases	INV4238311	Orr Safety Corporation	\$176.39		
1/11/2018	350,875	PMTRX00011350	Purchases	INV4240756	Orr Safety Corporation	\$591.66		
1/11/2018	350,876	PMTRX00011350	Purchases	INV4240643	Orr Safety Corporation	\$52.68		
1/22/2018	350,887	PMTRX00011350	Purchases	3264071	SafetyWear	\$51.00		
2/1/2018	351,684	PMTRX00011371	Purchases	SAFETY SHOES 02/18	Dave Keller	\$126.09		
2/3/2018	351,887	PMTRX00011375	Purchases	20318	Randy's Rugged Wear	\$200.00		
4/1/2018	355,106	PMTRX00011445	Purchases	903155...	Lowe's	\$2.36		
4/14/2018	355,185	PMTRX00011449	Purchases	C-015805.	Red Wing Shoes	\$199.74		
6/1/2018	358,005	PMTRX00011515	Purchases	1012312	Mailender Inc.	\$190.92		
6/13/2018	358,422	PMTRX00011524	Purchases	6131318	Randy's Rugged Wear	\$104.99		
System:	DETAILED TRIAL B 9/24/2018	12:01:21 PM	Page:	285	User Date:	9/24/2018	User ID:	skampsen

Account:	Jrnl No.	Orig. Audit Trail	Distribution Reference	Orig. Master Number	Orig. Master Name	Debit	Credit
620-3006-003	357,711	PMTRX00011507	Purchases	902744	Lowe's	\$74.02	
Totals:			Account:		Net Change	Ending Balance	
Description:			Safety supplies- Lab		\$1,937.68	\$1,937.68	\$0.00
Beginning Balance:			620-3002-001		\$0.00		

Account:	Jrnl No.	Orig. Audit Trail	Distribution Reference	Orig. Master Number	Orig. Master Name	Debit	Credit
620-4000-001							
Totals:			Account:		Net Change	Ending Balance	
Description:			Materials & Supplies - FTTP		\$74.02	\$74.02	\$0.00
Beginning Balance:			620-3006-003		\$0.00		

Trx Date	Jrnl No.	Orig. Audit Trail	Distribution Reference	Orig. Master Number	Orig. Master Name	Debit	Credit
1/2/2018	350,166	PMTRX00011331	Purchases	925898	Lowe's	\$123.12	
1/5/2018	350,356	PMTRX00011335	Purchases	10781696	Hach Company	\$264.89	
1/9/2018	350,384	RECVG00002316	Purchases	RCT0000010164	Flynn Metering Systems	\$1,954.00	
1/9/2018	350,384	RECVG00002316	Freight	RCT0000010164	Flynn Metering Systems	\$15.34	
1/9/2018	350,449	PMTRX00011338	Purchases	927475	Lowe's	\$172.62	
1/9/2018	350,470	PMTRX00011338	Purchases	237350	Specialized Plumbing Parts Supply	\$23.02	
1/10/2018	350,451	PMTRX00011338	Purchases	927674	Lowe's	\$40.88	
1/12/2018	350,591	PMTRX00011344	Purchases	925055	Lowe's	\$19.13	
1/12/2018	350,592	PMTRX00011344	Purchases	925018	Lowe's	\$63.64	
1/12/2018	350,593	PMTRX00011344	Purchases	927988	Lowe's	\$52.30	
1/16/2018	350,861	PMTRX00011350	Purchases	9670132167	Grainger	\$566.16	
1/16/2018	350,866	PMTRX00011350	Purchases	362213	Kemper Inc Richard G	\$9.72	
1/23/2018	351,518	RECVG00002325	Purchases	RCT0000010208	Thompson Company, The Henry P.	\$1,081.60	
1/23/2018	351,518	RECVG00002325	Freight	RCT0000010208	Thompson Company, The Henry P.	\$35.10	
1/24/2018	351,302	PMTRX00011361	Purchases	9677854789	Grainger	\$31.44	
1/24/2018	351,307	PMTRX00011361	Purchases	024J5846	Harrington Industrial Plastics	\$288.78	
1/24/2018	351,532	PMTRX00011364	Purchases	473550	USA Bluebook	\$359.71	
1/25/2018	351,304	PMTRX00011361	Purchases	9679836230	Grainger	\$169.44	
1/26/2018	351,105	PMTRX00011355	Purchases	925514	Lowe's	\$46.49	
1/26/2018	351,106	PMTRX00011355	Purchases	927127	Lowe's	\$179.65	
1/26/2018	351,517	RECVG00002325	Purchases	RCT0000010207	BL Anderson Co. Inc.	\$3,765.00	
1/26/2018	351,517	RECVG00002325	Freight	RCT0000010207	BL Anderson Co. Inc.	\$25.33	
1/30/2018	351,309	PMTRX00011361	Purchases	927671	Harrington Industrial Plastics	\$44.48	
1/30/2018	351,521	PMTRX00011364	Purchases	927671	Lowe's	\$44.48	
1/31/2018	351,296	PMTRX00011361	Purchases	127003	Bonded Lock Service LLC	\$43.98	
2/1/2018	351,582	PMTRX00011368	Purchases	1031033 1/18	Cincinnati Bell	\$115.94	
2/5/2018	351,322	PMVVR00001360	Purchases	927671	Harrington Industrial Plastics		\$44.48
2/7/2018	351,952	PMTRX00011377	Purchases	10826689	Hach Company	\$288.00	
2/8/2018	351,951	PMTRX00011377	Purchases	9370028	Fisher Scientific	\$270.80	
2/9/2018	351,996	PMTRX00011378	Purchases	601062-001	Kentucky FluidAir	\$65.82	
2/10/2018	351,956	PMTRX00011377	Purchases	903910	Lowe's	\$78.67	
2/14/2018	352,349	PMTRX00011386	Purchases	743-126517	KOI Enterprises, Inc	\$43.08	
2/14/2018	352,350	PMTRX00011386	Purchases	743-126472	KOI Enterprises, Inc	\$20.94	
2/14/2018	352,354	PMTRX00011386	Purchases	903273	Lowe's	\$26.29	
2/14/2018	352,779	PMTRX00011395	Purchases	368876 00	Wilder Winnelson	\$226.31	

2/15/2018	352,588	PMTRX00011390	Purchases	494286	USA Bluebook	\$561.06		
2/16/2018	352,353	PMTRX00011386	Purchases	927445	Lowe's	\$262.24		
3/1/2018	353,062	PMTRX00011399	Purchases	1031033 1/9	Cincinnati Bell	\$115.94		
3/1/2018	353,165	RECVG00002337	Purchases	RCT0000010282	Pump Pro's	\$3,756.00		
3/1/2018	353,165	RECVG00002337	Freight	RCT0000010282	Pump Pro's	\$117.36		
3/1/2018	353,181	PMTRX00011403	Purchases	024J6834	Harrington Industrial Plastics	\$63.05		
3/2/2018	353,076	PMTRX00011399	Purchases	903793	Lowe's	\$19.78		
3/6/2018	353,774	PMTRX00011417	Purchases	509637	USA Bluebook	\$170.43		
3/7/2018	353,781	RECVG00002340	Purchases	RCT0000010300	Grainger	\$2,100.26		
3/8/2018	353,325	PMTRX00011406	Purchases	7183333	Fisher Scientific	\$289.09		
3/9/2018	353,350	PMTRX00011407	Purchases	910449	Lowe's	\$38.17		
3/15/2018	353,697	PMTRX00011416	Purchases	925643	Lowe's	\$9.24		
3/29/2018	354,405	PMTRX00011425	Purchases	1031033 1/6	Cincinnati Bell	\$115.94		
4/1/2018	355,105	PMTRX00011445	Purchases	MATERIALS 01/18	King, Gerald	\$13.92		
4/1/2018	355,149	PMTRX00011448	Purchases	530122	USA Bluebook	\$253.55		
4/11/2018	355,468	PMTRX00011454	Purchases	911894	Lowe's	\$6.64		
4/12/2018	355,419	PMTRX00011453	Purchases	927048	Lowe's	\$35.05		
4/13/2018	355,460	PMTRX00011454	Purchases	9756633898	Grainger	\$35.66		
4/16/2018	355,108	PMTRX00011445	Purchases	925810	Lowe's	\$94.97		
4/17/2018	355,418	PMTRX00011453	Purchases	927971	Lowe's	\$8.07		
4/17/2018	355,420	PMTRX00011453	Purchases	927915	Lowe's	\$53.96		
4/18/2018	355,461	PMTRX00011454	Purchases	9761122002	Grainger	\$39.15		
4/18/2018	355,467	PMTRX00011454	Purchases	927176	Lowe's	\$53.06		
4/18/2018	355,469	PMTRX00011454	Purchases	927154	Lowe's	\$15.19		
4/18/2018	355,471	PMTRX00011454	Purchases	927057	Lowe's	\$14.40		
System:	DETAILED TRIAL B 9/24/2018	12:01:21 PM	Page:	286	User Date:	9/24/2018	User ID:	skampsen
N Ky Water District								
4/20/2018	355,421	PMTRX00011453	Purchases	910666	Lowe's	\$63.08		
4/24/2018	355,785	PMTRX00011460	Purchases	9767605224	Grainger	\$46.02		
4/26/2018	355,470	PMTRX00011454	Purchases	925954	Lowe's	\$246.13		
4/29/2018	355,974	PMTRX00011464	Purchases	1031033 2/9	Cincinnati Bell	\$115.94		
5/1/2018	356,060	PMTRX00011467	Purchases	909660	Lowe's	\$68.66		
5/1/2018	356,163	PMTRX00011468	Purchases	743-133923	KOI Enterprises, Inc	\$14.36		
5/2/2018	356,059	PMTRX00011467	Purchases	927028..	Lowe's	\$73.91		
5/2/2018	356,144	PMTRX00011468	Purchases	9775914972	Grainger	\$61.33		
5/3/2018	356,061	PMTRX00011467	Purchases	925244	Lowe's	\$21.56		
5/3/2018	356,143	PMTRX00011468	Purchases	9776948953	Grainger	\$29.51		
5/8/2018	356,648	PMTRX00011481	Purchases	925005	Lowe's	\$8.04		
5/10/2018	356,333	PMTRX00011472	Purchases	903543	Lowe's	\$14.23		
5/14/2018	357,000	RECVG00002358	Purchases	RCT0000010413	BL Anderson Co. Inc.	\$1,966.00		
5/23/2018	357,003	PMTRX00011488	Purchases	P-7803	BL Anderson Co. Inc.	\$723.63		
5/24/2018	357,286	PMTRX00011495	Purchases	927943	Lowe's	\$69.17		
5/29/2018	357,213	PMTRX00011492	Purchases	1031033 5/18	Cincinnati Bell	\$115.94		
5/30/2018	357,274	PMTRX00011495	Purchases	S100187291.001	Johnson Electric Supply Co., The	\$160.13		
6/1/2018	358,752	PMTRX00011530	Purchases	927187	Lowe's	\$78.76		
6/12/2018	357,705	PMTRX00011507	Purchases	927934	Lowe's	\$166.51		
6/12/2018	357,707	PMTRX00011507	Purchases	927033	Lowe's	\$186.12		
6/12/2018	357,957	PMTRX00011513	Purchases	64009884	DeZurik, Inc.	\$246.00		
6/13/2018	357,706	PMTRX00011507	Purchases	927176..	Lowe's	\$155.10		
6/20/2018	358,000	PMTRX00011515	Purchases	925559	Lowe's	\$5.13		
6/20/2018	358,469	PMTRX00011526	Purchases	024J9940	Harrington Industrial Plastics	\$84.40		
6/23/2018	358,271	PMTRX00011518	Purchases	667650	A & S Electric Supply, Inc.	\$45.93		
6/26/2018	358,751	PMTRX00011530	Purchases	927003....	Lowe's	\$26.22		
6/29/2018	358,749	PMTRX00011530	Purchases	903221	Lowe's	\$59.45		
6/29/2018	358,884	PMTRX00011533	Purchases	1031033 1/3	Cincinnati Bell	\$115.94		
				Net Change		Ending Balance		
Account:	620-4000-002	Totals:	Account:	620-4000-001	\$23,721.05	\$23,721.05	\$23,765.53	\$44.48
Trx Date	Jrnl No.	Description:	Materials & Supplies - TMTP	Beginning Balance:	\$0.00			
	Orig. Audit Trail	Distribution Reference		Orig. Master Number	Orig. Master Name	Debit	Credit	

1/19/2018	351,103	PMTRX00011355	Purchases	772-077612	KOI Enterprises, Inc	\$23.96
1/23/2018	351,518	RECVG00002325	Purchases	RCT0000010208	Thompson Company, The Henry P.	\$811.20
2/1/2018	351,638	PMTRX00011369	Purchases	925155	Lowe's	\$135.89
2/13/2018	352,398	PMTRX00011387	Purchases	024J6413	Harrington Industrial Plastics	\$216.80
3/1/2018	353,169	PMTRX00011403	Purchases	P-7581	BL Anderson Co. Inc.	\$788.16
3/1/2018	353,182	PMTRX00011403	Purchases	024J6835	Harrington Industrial Plastics	\$256.02
3/6/2018	353,472	PMTRX00011410	Purchases	9719154297	Grainger	\$488.23
3/15/2018	353,764	PMTRX00011417	Purchases	3709715	Keidel Supply	\$361.32
3/27/2018	354,517	PMTRX00011427	Purchases	69135	Tri-State Plastics, Inc.	\$147.00
4/1/2018	354,699	PMTRX00011433	Purchases	927305	Lowe's	\$15.19
4/1/2018	354,739	RECVG00002344	Purchases	RCT0000010333	Harrington Industrial Plastics	\$119.08
4/1/2018	354,739	RECVG00002344	Freight	RCT0000010333	Harrington Industrial Plastics	\$12.77
4/1/2018	354,740	RECVG00002344	Purchases	RCT0000010334	Harrington Industrial Plastics	\$1,060.12
4/1/2018	354,740	RECVG00002344	Freight	RCT0000010334	Harrington Industrial Plastics	\$25.53
4/17/2018	355,819	PMTRX00011461	Purchases	925479	Lowe's	\$17.09
4/20/2018	355,472	PMTRX00011454	Purchases	927483	Lowe's	\$166.33
4/23/2018	355,835	PMTRX00011461	Purchases	433056	Ohio Valley Gasket	\$312.51
4/24/2018	355,479	PMTRX00011454	Purchases	REIMBURSE 04/18	Rodney Sparks	\$11.68
5/3/2018	356,057	PMTRX00011467	Purchases	743-134283	KOI Enterprises, Inc	\$17.70
5/14/2018	356,615	PMTRX00011480	Purchases	OHCI683029	Fastenal Company	\$154.29
5/16/2018	357,017	PMTRX00011488	Purchases	69799	Tri-State Plastics, Inc.	\$132.00
5/17/2018	357,275	PMTRX00011495	Purchases	14300	Klingenberg's - Covington	\$39.92
5/29/2018	357,390	PMTRX00011499	Purchases	024J9385	Harrington Industrial Plastics	\$28.08
6/1/2018	357,761	RECVG00002364	Purchases	RCT0000010445	Thompson Company, The Henry P.	\$13,924.00
6/1/2018	357,761	RECVG00002364	Freight	RCT0000010445	Thompson Company, The Henry P.	\$284.43
6/8/2018	357,712	PMTRX00011507	Purchases	925921	Lowe's	\$68.70
6/14/2018	358,517	PMTRX00011526	Purchases	599628	USA Bluebook	\$147.70

Account:	620-4000-020	Totals:	Account:	620-4000-002	Net Change	Ending Balance		
		Description:	Materials & Supplies - Instrumentation	Beginning Balance:	\$19,765.70	\$19,765.70	\$19,765.70	\$0.00

Trx Date	Jrnl No.	Orig. Audit Trail	Description: Distribution Reference	Orig. Master Number	Orig. Master Name	Debit	Credit	
1/4/2018	350,218	PMTRX00011332	Purchases	9301850131	Graybar Electric Co Inc	\$925.52		
1/4/2018	350,219	PMTRX00011332	Purchases	9301850130	Graybar Electric Co Inc	\$86.43		
1/5/2018	350,169	PMTRX00011331	Purchases	927811...	Lowe's	\$83.38		
1/8/2018	350,337	PMTRX00011335	Purchases	294521-4	Arts Rental Equipment & Supply	\$272.00		
1/8/2018	350,448	PMTRX00011338	Purchases	925387	Lowe's	\$32.68		
1/9/2018	350,862	PMTRX00011350	Purchases	9301919664	Graybar Electric Co Inc	\$115.72		
System:	DETAILED TRIAL B 9/24/2018	12:01:21 PM	Page:	287	User Date:	9/24/2018	User ID:	skampsen

N Ky Water District

1/18/2018	351,214	PMTRX00011359	Purchases	9302071999	Graybar Electric Co Inc	\$507.76	
1/21/2018	351,012	PMTRX00011354	Purchases	1092	Ayyeka Inc.	\$55.00	
1/22/2018	351,093	PMTRX00011355	Purchases	16697	Fastech Alarms &	\$147.14	
1/24/2018	351,248	PMTRX00011360	Purchases	362716	Kemper Inc Richard G	\$22.95	
1/24/2018	351,249	PMTRX00011360	Purchases	362715	Kemper Inc Richard G	\$92.86	
1/25/2018	351,197	PMTRX00011359	Purchases	1007823 1/18	Cincinnati Bell	\$241.35	
1/25/2018	351,201	PMTRX00011359	Purchases	4410536 1/18	Cincinnati Bell	\$218.42	
1/29/2018	351,260	PMTRX00011360	Purchases	925840	Lowe's	\$64.82	
2/1/2018	351,870	PMTRX00011375	Purchases	927093	Lowe's	\$23.17	
2/1/2018	351,897	PMTRX00011375	Purchases	237892	Specialized Plumbing Parts Supply	\$4.47	
2/1/2018	352,380	PMTRX00011387	Purchases	7241249	CBT Company	\$48.56	
2/1/2018	352,388	PMTRX00011387	Purchases	9302187815	Graybar Electric Co Inc	\$370.49	
2/1/2018	352,401	PMTRX00011387	Purchases	902998	Lowe's	\$27.99	
2/1/2018	352,406	PMTRX00011387	Purchases	8472915	Ovivo USA, LLC	\$465.59	
2/2/2018	351,821	PMTRX00011374	Purchases	IN0583106	Black Box Corp of Pennsylvania	\$162.80	
2/14/2018	352,533	PMTRX00011390	Purchases	298192	George E. Booth, Inc.	\$67.60	
2/15/2018	352,387	PMTRX00011387	Purchases	9302543120	Graybar Electric Co Inc	\$629.75	
2/19/2018	352,621	PMTRX00011391	Purchases	9302588330	Graybar Electric Co Inc	\$146.23	
2/20/2018	352,622	PMTRX00011391	Purchases	9302609589	Graybar Electric Co Inc	\$581.37	
2/25/2018	353,009	PMTRX00011398	Purchases	1007823 1/9	Cincinnati Bell	\$241.35	

2/25/2018	353,014	PMTRX00011398	Purchases	4410536 1/9	Cincinnati Bell	\$231.17	
3/1/2018	353,345	PMTRX00011407	Purchases	927281	Lowe's	\$59.59	
3/1/2018	353,346	PMTRX00011407	Purchases	911303	Lowe's	\$177.39	
3/3/2018	353,344	PMTRX00011407	Purchases	910116	Lowe's	\$8.99	
3/8/2018	353,304	PMTRX00011406	Purchases	LZH7228	CDW Government Inc.	\$239.20	
3/8/2018	354,437	PMTRX00011426	Purchases	925738	Lowe's	\$31.59	
3/9/2018	353,305	PMTRX00011406	Purchases	LZM6699	CDW Government Inc.	\$609.50	
3/12/2018	353,758	PMTRX00011417	Purchases	9302951140	Graybar Electric Co Inc	\$947.00	
3/14/2018	353,756	PMTRX00011417	Purchases	9302996053	Graybar Electric Co Inc	\$166.29	
3/14/2018	353,757	PMTRX00011417	Purchases	9302996054	Graybar Electric Co Inc	\$58.45	
3/15/2018	354,436	PMTRX00011426	Purchases	941591	Lowe's	\$69.45	
3/16/2018	353,765	PMTRX00011417	Purchases	914535	Lowe's	\$55.65	
3/19/2018	353,740	PMTRX00011417	Purchases	7267603	CBT Company	\$374.07	
3/20/2018	353,759	PMTRX00011417	Purchases	10885086	Hach Company	\$73.54	
3/21/2018	354,398	PMTRX00011425	Purchases	315706-4	Arts Rental Equipment & Supply	\$15.50	
3/22/2018	354,426	PMTRX00011425	Purchases	14082264	J.D. Gould, Co, Inc.	\$373.35	
3/25/2018	354,334	PMTRX00011424	Purchases	4410536 1/6	Cincinnati Bell	\$337.58	
3/25/2018	354,335	PMTRX00011424	Purchases	1007823 1/6	Cincinnati Bell	\$241.35	
3/26/2018	354,399	PMTRX00011425	Purchases	302670	Batoray, Inc.	\$212.45	
3/29/2018	354,413	PMTRX00011425	Purchases	10899223	Hach Company	\$259.77	
4/1/2018	354,690	PMTRX00011433	Purchases	9302740416	Graybar Electric Co Inc		\$675.39
4/1/2018	354,691	PMTRX00011433	Purchases	9303188861	Graybar Electric Co Inc	\$54.54	
4/1/2018	354,692	PMTRX00011433	Purchases	9303159805	Graybar Electric Co Inc	\$66.89	
4/1/2018	354,693	PMTRX00011433	Purchases	9303159806	Graybar Electric Co Inc	\$403.76	
4/3/2018	354,694	PMTRX00011433	Purchases	9303330091	Graybar Electric Co Inc	\$213.83	
4/4/2018	354,696	PMTRX00011433	Purchases	10905236	Hach Company	\$127.69	
4/5/2018	355,818	PMTRX00011461	Purchases	927879	Lowe's	\$18.02	
4/10/2018	355,462	PMTRX00011454	Purchases	9303448291	Graybar Electric Co Inc	\$36.95	
4/16/2018	354,999	PMTRX00011441	Purchases	300813	George E. Booth, Inc.	\$501.70	
4/17/2018	355,465	PMTRX00011454	Purchases	925503	Lowe's	\$21.78	
4/17/2018	355,789	PMTRX00011460	Purchases	2152237	Hach Company		\$228.50
4/18/2018	355,463	PMTRX00011454	Purchases	S100183855.001	Johnson Electric Supply Co., The	\$77.41	
4/18/2018	355,817	PMTRX00011461	Purchases	925712	Lowe's	\$10.44	
4/20/2018	355,455	PMTRX00011454	Purchases	MLR2893	CDW Government Inc.	\$160.61	
4/22/2018	355,466	PMTRX00011454	Purchases	925305..	Lowe's	\$11.08	
4/25/2018	355,753	PMTRX00011460	Purchases	4410536 2/9	Cincinnati Bell	\$242.20	
4/25/2018	355,754	PMTRX00011460	Purchases	1007823 2/9	Cincinnati Bell	\$241.35	
4/25/2018	355,787	PMTRX00011460	Purchases	9303700219	Graybar Electric Co Inc	\$467.08	
4/30/2018	355,859	PMTRX00011461	Purchases	18-04113	Security Fence Group, Inc.	\$268.00	
5/1/2018	356,050	PMTRX00011467	Purchases	9303736597	Graybar Electric Co Inc	\$357.45	
5/1/2018	356,108	RECVG00002352	Purchases	RCT0000010385	CBT Company	\$1,242.00	
5/1/2018	356,387	PMTRX00011475	Purchases	244251	Crescent Springs Hardware	\$5.50	
5/4/2018	356,314	PMTRX00011472	Purchases	9303878484	Graybar Electric Co Inc	\$578.55	
5/4/2018	356,315	PMTRX00011472	Purchases	9303878483	Graybar Electric Co Inc	\$460.37	
5/4/2018	356,316	PMTRX00011472	Purchases	9303864605	Graybar Electric Co Inc		\$74.42
5/8/2018	356,360	PMTRX00011473	Purchases	171831	Temco Inc.	\$620.27	
5/8/2018	356,675	PMTRX00011481	Purchases	171832	Temco Inc.	\$620.27	
5/14/2018	357,394	PMTRX00011499	Purchases	911652	Lowe's	\$379.05	
5/15/2018	357,364	PMTRX00011499	Purchases	302040	George E. Booth, Inc.	\$606.91	
5/17/2018	356,857	PMTRX00011486	Purchases	9304103252	Graybar Electric Co Inc	\$41.00	
5/25/2018	357,215	PMTRX00011492	Purchases	1007823 5/18	Cincinnati Bell	\$241.35	
5/25/2018	357,216	PMTRX00011492	Purchases	4410536 5/18	Cincinnati Bell	\$279.28	
5/25/2018	357,389	PMTRX00011499	Purchases	9304245509	Graybar Electric Co Inc	\$247.06	
6/1/2018	357,759	RECVG00002364	Purchases	RCT0000010443	Trivaco	\$985.00	
System:	DETAILED TRIAL B 9/24/2018	12:01:21 PM	Page:	288	User Date:	9/24/2018	User ID: skampsen
N Ky Water District							
6/1/2018	357,759	RECVG00002364	Freight	RCT0000010443	Trivaco	\$29.64	
6/1/2018	358,753	PMTRX00011530	Purchases	925627	Lowe's	\$17.24	
6/5/2018	358,084	PMTRX00011516	Purchases	9304387373	Graybar Electric Co Inc	\$672.66	

6/7/2018	358,082	PMTRX00011516	Purchases	389798	Gilco	\$868.76	
6/12/2018	358,079	PMTRX00011516	Purchases	7315172	CBT Company	\$246.64	
6/13/2018	358,083	PMTRX00011516	Purchases	9817390223	Grainger	\$333.03	
6/13/2018	358,761	PMTRX00011531	Purchases	7315955	CBT Company	\$101.21	
6/13/2018	358,762	PMTRX00011531	Purchases	NBK4745	CDW Government Inc.	\$766.30	
6/20/2018	357,999	PMTRX00011515	Purchases	927772	Lowe's	\$63.82	
6/25/2018	358,726	PMTRX00011530	Purchases	4410536 1/3	Cincinnati Bell	\$229.33	
6/25/2018	358,727	PMTRX00011530	Purchases	1007823 1/3	Cincinnati Bell	\$241.35	

Totals:				Account:	620-4000-020	Beginning Balance:	\$0.00	Ending Balance	\$22,356.34	\$23,334.65	\$978.31
Account:	620-4000-029	Description:		Account:	Materials & Supplies - Maint. MPTP	Net Change		\$22,356.34			
Trx Date	Jrnl No.	Orig. Audit Trail	Distribution Reference	Orig. Master Number	Orig. Master Name	Debit	Credit				
1/5/2018	351,295	PMTRX00011361	Purchases	294084-3	Arts Rental Equipment & Supply	\$162.00					
1/11/2018	350,450	PMTRX00011338	Purchases	925860	Lowe's	\$337.43					
1/16/2018	350,865	PMTRX00011350	Purchases	362214	Kemper Inc Richard G	\$126.92					
1/19/2018	351,104	PMTRX00011355	Purchases	743-124137	KOI Enterprises, Inc	\$3.10					
1/23/2018	351,518	RECVG00002325	Purchases	RCT0000010208	Thompson Company, The Henry P.	\$1,577.00					
1/26/2018	351,247	PMTRX00011360	Purchases	362835	Kemper Inc Richard G	\$83.02					
1/26/2018	351,294	PMTRX00011361	Purchases	1562	A-1 Electric Motor Service	\$602.38					
2/6/2018	351,993	PMTRX00011378	Purchases	9690791604	Grainger	\$283.75					
2/12/2018	352,739	PMTRX00011394	Purchases	363315	Kemper Inc Richard G	\$8.20					
2/12/2018	352,740	PMTRX00011394	Purchases	363314	Kemper Inc Richard G	\$4.15					
2/13/2018	352,565	PMTRX00011390	Purchases	925617	Lowe's	\$153.44					
2/21/2018	352,566	PMTRX00011390	Purchases	920120	Lowe's	\$407.55					
2/22/2018	352,731	PMTRX00011394	Purchases	121960 00	Florence Winwater Works	\$122.72					
2/23/2018	352,745	PMTRX00011394	Purchases	925980..	Lowe's	\$141.54					
2/23/2018	352,753	PMTRX00011395	Purchases	431842	Ohio Valley Gasket	\$43.33					
2/28/2018	352,732	PMTRX00011394	Purchases	122042 00	Florence Winwater Works	\$84.67					
3/1/2018	353,772	PMTRX00011417	Purchases	68818	Tri-State Plastics, Inc.	\$164.85					
3/2/2018	353,197	PMTRX00011403	Purchases	363935	Kemper Inc Richard G	\$97.50					
3/6/2018	353,202	PMTRX00011403	Purchases	925435	Lowe's	\$56.29					
3/23/2018	354,163	PMTRX00011422	Purchases	9736969271	Grainger	\$97.59					
3/27/2018	354,507	PMTRX00011427	Purchases	7047121	Industrial Controls Distributors	\$752.76					
4/26/2018	355,778	PMTRX00011460	Purchases	KYERL238552	Fastenal Company	\$20.17					
5/1/2018	356,145	PMTRX00011468	Purchases	9773846309	Grainger	\$294.93					
5/7/2018	356,164	PMTRX00011468	Purchases	925767	Lowe's	\$37.99					
5/10/2018	356,678	PMTRX00011481	Purchases	568967	USA Bluebook	\$143.35					
5/15/2018	357,374	PMTRX00011499	Purchases	245300	Crescent Springs Hardware	\$17.99					
5/22/2018	356,856	PMTRX00011486	Purchases	9795768671	Grainger	\$54.80					
6/1/2018	357,609	PMTRX00011504	Purchases	P-7835	BL Anderson Co. Inc.	\$404.24					
6/15/2018	358,002	PMTRX00011515	Purchases	925975	Lowe's	\$20.57					
6/21/2018	358,687	PMTRX00011529	Purchases	605844	USA Bluebook	\$15.87					
6/27/2018	358,457	PMTRX00011526	Purchases	1985313	Fisher Scientific	\$285.17					
6/27/2018	358,495	PMTRX00011526	Purchases	927204..	Lowe's	\$139.05					
6/28/2018	358,750	PMTRX00011530	Purchases	927431..	Lowe's	\$53.04					

Totals:				Account:	620-4000-029	Beginning Balance:	\$0.00	Ending Balance	\$6,797.36	\$6,797.36	\$0.00
Account:	620-4001-001	Description:		Account:	Materials & Supplies Building Maint.	Net Change		\$6,797.36			
Trx Date	Jrnl No.	Orig. Audit Trail	Distribution Reference	Orig. Master Number	Orig. Master Name	Debit	Credit				
1/2/2018	350,160	PMTRX00011331	Purchases	602827505	Hillyard Kentucky	\$414.66					
2/1/2018	352,743	PMTRX00011394	Purchases	902795	Lowe's	\$303.91					
2/1/2018	352,744	PMTRX00011394	Purchases	902745	Lowe's	\$317.16					
2/21/2018	352,399	PMTRX00011387	Purchases	602888756	Hillyard Kentucky	\$549.25					
2/23/2018	352,530	PMTRX00011390	Purchases	662010	A & S Electric Supply, Inc.	\$267.12					
2/26/2018	352,568	PMTRX00011390	Purchases	927973	Lowe's	\$9.95					
2/26/2018	352,625	PMTRX00011391	Purchases	S100179748.001	Johnson Electric Supply Co., The	\$365.59					
3/1/2018	353,699	PMTRX00011416	Purchases	903477	Lowe's	\$170.90					
3/5/2018	353,077	PMTRX00011399	Purchases	910607	Lowe's	\$16.86					
3/5/2018	353,137	PMTRX00011402	Purchases	16374	Greko Supply Company	\$309.50					

3/12/2018	353,367	PMTRX00011407	Purchases	239861	Specialized Plumbing Parts Supply	\$53.29	
3/16/2018	353,700	PMTRX00011416	Purchases	903033	Lowe's	\$75.05	
3/18/2018	353,703	PMTRX00011416	Purchases	909181	Lowe's	\$18.02	
3/19/2018	353,702	PMTRX00011416	Purchases	909336	Lowe's	\$11.39	
3/21/2018	354,006	PMTRX00011420	Purchases	9734708978	Grainger	\$49.84	
3/22/2018	354,017	PMTRX00011420	Purchases	S100181853.001	Johnson Electric Supply Co., The	\$42.46	
4/6/2018	354,698	PMTRX00011433	Purchases	911013	Lowe's	\$58.78	
System:	DETAILED TRIAL B 9/24/2018	12:01:21 PM	Page:	289	User Date:	9/24/2018	User ID: skampsen
N Ky Water District							
4/13/2018	354,992	PMTRX00011441	Purchases	303411	Batoray, Inc.	\$190.00	
4/18/2018	355,109	PMTRX00011445	Purchases	909020	Lowe's	\$223.69	
4/20/2018	355,353	PMTRX00011452	Purchases	128186	Bonded Lock Service LLC	\$30.85	
4/27/2018	355,811	PMTRX00011461	Purchases	S100184803.001	Johnson Electric Supply Co., The	\$339.62	
4/30/2018	355,978	PMTRX00011464	Purchases	S100184866.001	Johnson Electric Supply Co., The	\$200.19	
5/3/2018	356,787	PMTRX00011484	Purchases	S100183751.001	Johnson Electric Supply Co., The	\$35.00	
5/7/2018	356,062	PMTRX00011467	Purchases	903997	Lowe's	\$63.62	
5/17/2018	356,392	PMTRX00011475	Purchases	903536	Lowe's	\$55.09	
5/29/2018	356,859	PMTRX00011486	Purchases	603006301	Hillyard Kentucky	\$33.09	
6/20/2018	358,375	PMTRX00011522	Purchases	S100188928.001	Johnson Electric Supply Co., The	\$50.04	
6/21/2018	358,337	PMTRX00011522	Purchases	16593	Greko Supply Company	\$650.00	
6/21/2018	358,341	PMTRX00011522	Purchases	603036366	Hillyard Kentucky	\$633.25	
6/29/2018	358,494	PMTRX00011526	Purchases	903214	Lowe's	\$3.57	
			Totals:	Account:	620-4001-001	Ending Balance	
Account:	620-4001-002		Description:	Materials & Supplies Building Maint TM	\$5,541.74	\$5,541.74	\$0.00
Trx Date	Jrnl No.	Orig. Audit Trail	Distribution Reference	Orig. Master Number	Orig. Master Name	Debit	Credit
3/13/2018	353,348	PMTRX00011407	Purchases	903731	Lowe's	\$46.14	
3/14/2018	353,478	PMTRX00011410	Purchases	982764	Lowe's	\$332.50	
3/15/2018	353,473	PMTRX00011410	Purchases	602916050	Hillyard Kentucky	\$68.70	
3/27/2018	354,023	PMTRX00011420	Purchases	910400	Lowe's	\$23.31	
4/19/2018	355,417	PMTRX00011453	Purchases	911918	Lowe's	\$67.83	
4/19/2018	355,883	PMTRX00011462	Purchases	16467	Greko Supply Company	\$375.85	
5/23/2018	356,781	PMTRX00011484	Purchases	16537	Greko Supply Company	\$448.00	
6/15/2018	357,926	PMTRX00011513	Purchases	667300	A & S Electric Supply, Inc.	\$83.42	
			Totals:	Account:	620-4001-002	Ending Balance	
Account:	620-4001-029		Description:	Materials & Supplies - Building MPTP	\$1,445.75	\$1,445.75	\$0.00
Trx Date	Jrnl No.	Orig. Audit Trail	Distribution Reference	Orig. Master Number	Orig. Master Name	Debit	Credit
2/9/2018	352,415	PMTRX00011388	Purchases	4003778624	Cintas #315	\$562.50	
3/28/2018	354,438	PMTRX00011426	Purchases	925584	Lowe's	\$27.28	
4/4/2018	355,096	PMTRX00011445	Purchases	S100181382.002	Johnson Electric Supply Co., The	\$373.70	
4/11/2018	354,808	PMTRX00011438	Purchases	903143	Lowe's	\$29.42	
5/22/2018	356,784	PMTRX00011484	Purchases	602998531	Hillyard Kentucky	\$527.51	
6/8/2018	357,693	PMTRX00011506	Purchases	S100188099.001	Johnson Electric Supply Co., The	\$490.11	
			Totals:	Account:	620-4001-029	Ending Balance	
Account:	620-4003-001		Description:	Safety Supplies- Maint-FTTP	\$2,010.52	\$2,010.52	\$0.00
Trx Date	Jrnl No.	Orig. Audit Trail	Distribution Reference	Orig. Master Number	Orig. Master Name	Debit	Credit
1/3/2018	350,178	PMTRX00011331	Purchases	INV4232225	Orr Safety Corporation	\$122.46	
1/10/2018	350,354	PMTRX00011335	Purchases	142736	Flashlight Outlet	\$349.98	
1/19/2018	350,874	PMTRX00011350	Purchases	INV4249493	Orr Safety Corporation	\$448.19	
1/22/2018	350,887	PMTRX00011350	Purchases	3264071	SafetyWear	\$113.40	
2/1/2018	352,762	PMTRX00011395	Purchases	INV4261445	Orr Safety Corporation	\$483.60	
2/3/2018	351,887	PMTRX00011375	Purchases	20318	Randy's Rugged Wear	\$200.00	
2/7/2018	352,758	PMTRX00011395	Purchases	INV4268458	Orr Safety Corporation	\$603.55	
2/20/2018	352,754	PMTRX00011395	Purchases	INV4280885	Orr Safety Corporation	\$197.88	
2/21/2018	352,756	PMTRX00011395	Purchases	INV4282270	Orr Safety Corporation	\$102.48	
2/22/2018	352,714	PMTRX00011394	Purchases	681453	Abco Safety	\$581.80	
2/22/2018	352,755	PMTRX00011395	Purchases	INV4282759	Orr Safety Corporation	\$1,043.41	

2/23/2018	352,759	PMTRX00011395	Purchases	INV4283477	Orr Safety Corporation	\$203.97		
3/1/2018	353,701	PMTRX00011416	Purchases	902498	Lowe's	\$46.66		
3/1/2018	354,007	PMTRX00011420	Purchases	9708988374	Grainger	\$60.00		
3/1/2018	354,008	PMTRX00011420	Purchases	9711060948	Grainger	\$60.00		
3/2/2018	353,710	PMTRX00011416	Purchases	INV4290666	Orr Safety Corporation	\$646.47		
3/23/2018	354,451	PMTRX00011426	Purchases	INV4312770	Orr Safety Corporation	\$283.30		
3/26/2018	354,448	PMTRX00011426	Purchases	INV4314868	Orr Safety Corporation	\$368.82		
3/29/2018	354,449	PMTRX00011426	Purchases	INV4318468	Orr Safety Corporation	\$247.00		
4/3/2018	355,126	PMTRX00011448	Purchases	4512018	Randy's Rugged Wear	\$398.99		
4/6/2018	354,722	PMTRX00011433	Purchases	SAFETY SHOES 04/18	Young, Jason	\$190.79		
4/10/2018	355,120	PMTRX00011445	Purchases	INV4329968	Orr Safety Corporation	\$844.88		
4/11/2018	355,837	PMTRX00011461	Purchases	INV4330433	Orr Safety Corporation	\$279.47		
4/12/2018	355,838	PMTRX00011461	Purchases	INV4331954	Orr Safety Corporation	\$138.19		
4/23/2018	355,836	PMTRX00011461	Purchases	INV4349825	Orr Safety Corporation	\$260.42		
5/1/2018	356,077	PMTRX00011467	Purchases	5021118	Randy's Rugged Wear	\$200.00		
6/12/2018	357,922	PMTRX00011513	Purchases	18-74504	All Safe Industries, Inc.	\$2,301.80		
6/13/2018	358,038	PMTRX00011516	Purchases	INV4403836	Orr Safety Corporation	\$682.42		
System:	DETAILED TRIAL B 9/24/2018	12:01:21 PM	Page:	290	User Date:	9/24/2018	User ID:	skampsen
N Ky Water District								
6/13/2018	358,422	PMTRX00011524	Purchases	6131318	Randy's Rugged Wear	\$578.00		
6/14/2018	358,037	PMTRX00011516	Purchases	INV4405299	Orr Safety Corporation	\$315.36		
6/19/2018	357,998	PMTRX00011515	Purchases	903018	Lowe's	\$66.49		
			Totals:	Account:	620-4003-001	Net Change	Ending Balance	
Account:	620-5001-025	Description:		Safety Supplies- Pumping	Beginning Balance:	\$12,419.78	\$12,419.78	\$12,419.78
Trx Date	Jrnl No.	Orig. Audit Trail	Distribution Reference	Orig. Master Number	Orig. Master Name		Debit	Credit
1/3/2018	350,178	PMTRX00011331	Purchases	INV4232225	Orr Safety Corporation		\$169.73	
1/10/2018	350,354	PMTRX00011335	Purchases	142736	Flashlight Outlet		\$200.98	
1/15/2018	350,873	PMTRX00011350	Purchases	INV4243490	Orr Safety Corporation		\$269.48	
1/19/2018	350,874	PMTRX00011350	Purchases	INV4249493	Orr Safety Corporation		\$286.98	
1/22/2018	350,878	PMTRX00011350	Purchases	INV4251133	Orr Safety Corporation		\$191.82	
			Totals:	Account:	620-5001-025	Net Change	Ending Balance	
Account:	620-5001-030	Description:		Materials & Supplies - Engineering	Beginning Balance:	\$1,118.99	\$1,118.99	\$1,118.99
Trx Date	Jrnl No.	Orig. Audit Trail	Distribution Reference	Orig. Master Number	Orig. Master Name		Debit	Credit
1/3/2018	350,175	PMTRX00011331	Purchases	383496	Minuteman/Design Press		\$87.10	
1/18/2018	350,870	PMTRX00011350	Purchases	998128	Mailender Inc.		\$3.48	
1/18/2018	350,871	PMTRX00011350	Purchases	998129	Mailender Inc.		\$93.11	
1/19/2018	350,790	PMTRX00011347	Purchases	2010002	Dove Data Products, Inc.		\$320.00	
1/20/2018	351,146	PMTRX00011356	Purchases	3366023141	Staples Advantage		\$2.32	
1/20/2018	351,147	PMTRX00011356	Purchases	3366023140	Staples Advantage		\$5.83	
2/1/2018	351,898	PMTRX00011375	Purchases	3366710589	Staples Advantage		\$1.20	
2/1/2018	351,899	PMTRX00011375	Purchases	3366710587	Staples Advantage		\$38.28	
2/3/2018	352,013	PMTRX00011378	Purchases	3367884538	Staples Advantage		\$4.28	
2/6/2018	351,646	PMTRX00011370	Purchases	383701	Minuteman/Design Press		\$27.30	
2/12/2018	352,402	PMTRX00011387	Purchases	1000989	Mailender Inc.		\$11.37	
2/13/2018	352,358	PMTRX00011386	Purchases	383744	Minuteman/Design Press		\$87.10	
2/16/2018	352,357	PMTRX00011386	Purchases	383768	Minuteman/Design Press		\$92.00	
2/28/2018	352,723	PMTRX00011394	Purchases	2020734	Dove Data Products, Inc.		\$620.00	
3/1/2018	353,148	PMTRX00011402	Purchases	1002912	Mailender Inc.		\$43.59	
3/1/2018	353,154	PMTRX00011402	Purchases	3369801781	Staples Advantage		\$24.73	
3/3/2018	353,368	PMTRX00011407	Purchases	3370928804	Staples Advantage		\$16.49	
3/7/2018	353,479	PMTRX00011410	Purchases	383930	Minuteman/Design Press		\$42.25	
3/9/2018	353,111	PMTRX00011402	Purchases	510HI9009927	Arc Document Solutions, LLC		\$97.64	
3/10/2018	353,723	PMTRX00011416	Purchases	3371624630	Staples Advantage		\$16.71	
3/17/2018	354,038	PMTRX00011420	Purchases	3372215211	Staples Advantage		\$31.33	
3/17/2018	354,039	PMTRX00011420	Purchases	3372215212	Staples Advantage		\$13.42	
3/24/2018	354,516	PMTRX00011427	Purchases	3372772278	Staples Advantage		\$35.28	
4/1/2018	355,040	PMTRX00011442	Purchases	6-132-85577	Federal Express		\$7.65	



4/1/2018	355,138	PMTRX00011448	Purchases	3373506069	Staples Advantage	\$9.64	
4/1/2018	355,139	PMTRX00011448	Purchases	3373506070	Staples Advantage	\$9.64	
4/6/2018	355,118	PMTRX00011445	Purchases	1.23528E+11	Office Depot, Inc.	\$76.19	
4/7/2018	355,114	PMTRX00011445	Purchases	384131	Minuteman/Design Press	\$57.20	
4/24/2018	355,885	PMTRX00011462	Purchases	1009380	Mailender Inc.	\$126.62	
4/25/2018	355,827	PMTRX00011461	Purchases	384232	Minuteman/Design Press	\$44.85	
5/1/2018	356,064	PMTRX00011467	Purchases	1009522	Mailender Inc.	\$19.68	
5/1/2018	356,073	PMTRX00011467	Purchases	1.31211E+11	Office Depot, Inc.	\$6.01	
5/1/2018	356,086	PMTRX00011467	Purchases	3366710591	Staples Advantage	\$56.17	
5/1/2018	356,087	PMTRX00011467	Purchases	3376360935	Staples Advantage		\$34.79
5/2/2018	356,654	PMTRX00011481	Purchases	1.33789E+11	Office Depot, Inc.	\$15.98	
5/2/2018	356,655	PMTRX00011481	Purchases	1.33789E+11	Office Depot, Inc.	\$259.04	
5/2/2018	356,656	PMTRX00011481	Purchases	1.34665E+11	Office Depot, Inc.	\$9.33	
5/3/2018	356,651	PMTRX00011481	Purchases	1010284	Mailender Inc.	\$36.06	
5/4/2018	356,065	PMTRX00011467	Purchases	384281	Minuteman/Design Press	\$267.50	
5/23/2018	356,652	PMTRX00011481	Purchases	384425	Minuteman/Design Press	\$87.10	
5/23/2018	357,302	PMTRX00011496	Purchases	1.42349E+11	Office Depot, Inc.	\$4.15	
5/26/2018	357,326	PMTRX00011497	Purchases	3379170770	Staples Advantage	\$3.14	
6/11/2018	358,409	PMTRX00011524	Purchases	1.49485E+11	Office Depot, Inc.	\$0.77	
6/13/2018	358,413	PMTRX00011524	Purchases	1.48871E+11	Office Depot, Inc.	\$133.25	
6/13/2018	358,415	PMTRX00011524	Purchases	1.5067E+11	Office Depot, Inc.	\$10.98	

Totals:			Account:	620-5001-030	Net Change	Ending Balance		
Account:	620-5001-031	Description:	Office Supplies-Distribution	Beginning Balance:	\$2,920.97	\$2,920.97	\$2,955.76	\$34.79
Trx Date	Jrnl No.	Orig. Audit Trail	Distribution Reference	Orig. Master Number	\$0.00			
1/3/2018	350,175	PMTRX00011331	Purchases	383496	Minuteman/Design Press			Debit
1/18/2018	350,870	PMTRX00011350	Purchases	998128	Mailender Inc.			\$241.20
System:	DETAILED TRIAL B 9/24/2018	12:01:21 PM	Page:	291	User Date:	9/24/2018	User ID:	skampsen

N Ky Water District							
1/18/2018	350,871	PMTRX00011350	Purchases	998129	Mailender Inc.	\$257.85	
1/20/2018	351,146	PMTRX00011356	Purchases	3366023141	Staples Advantage	\$3.95	
1/20/2018	351,147	PMTRX00011356	Purchases	3366023140	Staples Advantage	\$16.19	
2/1/2018	351,898	PMTRX00011375	Purchases	3366710589	Staples Advantage	\$145.93	
2/1/2018	351,899	PMTRX00011375	Purchases	3366710587	Staples Advantage	\$9.64	
2/3/2018	352,013	PMTRX00011378	Purchases	3367884538	Staples Advantage	\$11.84	
2/6/2018	351,646	PMTRX00011370	Purchases	383701	Minuteman/Design Press	\$75.60	
2/12/2018	352,402	PMTRX00011387	Purchases	1000989	Mailender Inc.	\$31.47	
2/13/2018	352,358	PMTRX00011386	Purchases	383744	Minuteman/Design Press	\$241.20	
3/1/2018	353,148	PMTRX00011402	Purchases	1002912	Mailender Inc.	\$120.73	
3/1/2018	353,154	PMTRX00011402	Purchases	3369801781	Staples Advantage	\$30.83	
3/7/2018	353,479	PMTRX00011410	Purchases	383930	Minuteman/Design Press	\$117.00	
3/10/2018	353,723	PMTRX00011416	Purchases	3371624630	Staples Advantage	\$15.37	
3/17/2018	354,037	PMTRX00011420	Purchases	3372215210	Staples Advantage	\$37.98	
3/17/2018	354,038	PMTRX00011420	Purchases	3372215211	Staples Advantage	\$10.64	
3/17/2018	354,039	PMTRX00011420	Purchases	3372215212	Staples Advantage	\$22.99	
3/24/2018	354,516	PMTRX00011427	Purchases	3372772278	Staples Advantage	\$21.39	
4/1/2018	355,138	PMTRX00011448	Purchases	3373506069	Staples Advantage	\$26.70	
4/1/2018	355,139	PMTRX00011448	Purchases	3373506070	Staples Advantage	\$26.70	
4/6/2018	355,118	PMTRX00011445	Purchases	1.23528E+11	Office Depot, Inc.	\$211.03	
4/7/2018	355,114	PMTRX00011445	Purchases	384131	Minuteman/Design Press	\$158.40	
4/24/2018	355,885	PMTRX00011462	Purchases	1009380	Mailender Inc.	\$350.64	
4/25/2018	355,827	PMTRX00011461	Purchases	384232	Minuteman/Design Press	\$124.20	
5/1/2018	356,064	PMTRX00011467	Purchases	1009522	Mailender Inc.	\$54.51	
5/1/2018	356,073	PMTRX00011467	Purchases	1.31211E+11	Office Depot, Inc.	\$16.67	
5/2/2018	356,656	PMTRX00011481	Purchases	1.34665E+11	Office Depot, Inc.	\$25.84	
5/3/2018	356,651	PMTRX00011481	Purchases	1010284	Mailender Inc.	\$99.85	
5/4/2018	356,065	PMTRX00011467	Purchases	384281	Minuteman/Design Press	\$267.50	
5/23/2018	356,652	PMTRX00011481	Purchases	384425	Minuteman/Design Press	\$241.20	
5/23/2018	357,302	PMTRX00011496	Purchases	1.42349E+11	Office Depot, Inc.	\$11.45	

5/26/2018	357,326	PMTRX00011497	Purchases	3379170770	Staples Advantage	\$8.67			
6/11/2018	358,409	PMTRX00011524	Purchases	1.49485E+11	Office Depot, Inc.	\$2.15			
6/13/2018	358,413	PMTRX00011524	Purchases	1.48871E+11	Office Depot, Inc.	\$369.00			
			Totals:	Account: 620-5001-031	Net Change	Ending Balance			
Account:	620-5002-030	Description:		Materials & Supplies - Shop & Tools, En	\$3,415.92	\$3,415.92	\$3,415.92	\$0.00	
Trx Date	Jrnl No.	Orig. Audit Trail	Distribution Reference	Beginning Balance:	Orig. Master Name	Debit	Credit		
2/1/2018	351,594	PMTRX00011368	Purchases	242704	Crescent Springs Hardware	\$26.99			
2/21/2018	352,373	RECVG00002332	Purchases	RCT0000010256	Blackburn Manufacturing Company	\$2,332.80			
3/3/2018	353,368	PMTRX00011407	Purchases	3370928804	Staples Advantage	\$52.79			
3/19/2018	353,591	PMTRX00011412	Purchases	0561203-IN	Blackburn Manufacturing Company	\$292.74			
6/29/2018	358,879	RECVG00002373	Purchases	RCT0000010486	Janell Inc.	\$1,944.00			
			Totals:	Account: 620-5002-030	Net Change	Ending Balance			
Account:	620-5002-031	Description:		Materials & Supplies - Shop & Tools, Di	\$4,649.32	\$4,649.32	\$4,649.32	\$0.00	
Trx Date	Jrnl No.	Orig. Audit Trail	Distribution Reference	Beginning Balance:	Orig. Master Name	Debit	Credit		
1/2/2018	350,131	PMTRX00011331	Purchases	293026-4	Arts Rental Equipment & Supply	\$32.26			
1/3/2018	350,132	PMTRX00011331	Purchases	293277-3	Arts Rental Equipment & Supply	\$136.00			
1/3/2018	350,196	RECVG00002315	Purchases	RCT0000010155	TVC Communications	\$291.25			
1/3/2018	350,196	RECVG00002315	Freight	RCT0000010155	TVC Communications	\$50.00			
1/5/2018	350,133	PMTRX00011331	Purchases	294072-4	Arts Rental Equipment & Supply	\$136.00			
1/8/2018	350,518	PMTRX00011341	Purchases	ACE216290	Ace-Tex Enterprises, Inc.	\$394.45			
1/9/2018	350,336	PMTRX00011335	Purchases	294892-4	Arts Rental Equipment & Supply	\$113.00			
1/10/2018	350,382	RECVG00002316	Purchases	RCT0000010162	Fortiline, Inc.	\$323.76			
1/11/2018	350,343	PMTRX00011335	Purchases	295769-4	Arts Rental Equipment & Supply	\$38.50			
1/11/2018	350,349	PMTRX00011335	Purchases	242146	Crescent Springs Hardware	\$40.16			
1/11/2018	350,806	PMTRX00011348	Purchases	18660	Flaig Welding Co Inc	\$57.85			
1/11/2018	351,319	RECVG00002324	Purchases	RCT0000010206	Boone-Kenton Lumber Supply Co.	\$1,555.72			
1/15/2018	350,340	PMTRX00011335	Purchases	293356-4	Arts Rental Equipment & Supply	\$116.04			
1/16/2018	350,477	RECVG00002317	Purchases	RCT0000010169	Ferguson Waterworks	\$868.00			
1/17/2018	350,585	PMTRX00011344	Purchases	242338	Crescent Springs Hardware	\$81.45			
1/17/2018	350,902	RECVG00002320	Purchases	RCT0000010184	Florence Winwater Works	\$33.67			
1/18/2018	350,906	RECVG00002320	Purchases	RCT0000010188	Cottingham True Value	\$2,402.40			
1/18/2018	351,259	PMTRX00011360	Purchases	952477	Lowe's	\$95.88			
1/22/2018	350,767	PMTRX00011347	Purchases	298088-4	Arts Rental Equipment & Supply	\$47.00			
1/25/2018	350,996	RECVG00002322	Purchases	RCT0000010191	Arts Rental Equipment & Supply	\$786.50			
1/29/2018	351,010	PMTRX00011354	Purchases	299915-4	Arts Rental Equipment & Supply	\$42.35			
1/31/2018	351,184	PMTRX00011359	Purchases	293482-3	Arts Rental Equipment & Supply	\$208.00			
1/31/2018	351,186	PMTRX00011359	Purchases	300915-4	Arts Rental Equipment & Supply	\$72.50			
System:	DETAILED TRIAL B	9/24/2018	12:01:21 PM	Page:	292	User Date:	9/24/2018	User ID:	skampsen
N Ky Water District									
1/31/2018	351,274	PMTRX00011360	Purchases	PETTY CASH 01/18	Colleen Medert-Petty Cash	\$15.00			
2/1/2018	351,183	PMTRX00011359	Purchases	301074-4	Arts Rental Equipment & Supply	\$106.00			
2/1/2018	351,588	PMTRX00011368	Purchases	242485	Crescent Springs Hardware	\$19.32			
2/1/2018	351,589	PMTRX00011368	Purchases	242447	Crescent Springs Hardware	\$17.98			
2/1/2018	351,590	PMTRX00011368	Purchases	242466	Crescent Springs Hardware	\$23.53			
2/1/2018	351,591	PMTRX00011368	Purchases	242327	Crescent Springs Hardware	\$44.54			
2/1/2018	351,593	PMTRX00011368	Purchases	241867	Crescent Springs Hardware	\$121.92			
2/1/2018	351,636	PMTRX00011369	Purchases	925896	Lowe's	\$56.43			
2/1/2018	351,637	PMTRX00011369	Purchases	927751	Lowe's	\$24.64			
2/1/2018	351,883	PMTRX00011375	Purchases	100450	Pollard Water	\$111.18			
2/1/2018	351,960	PMTRX00011377	Purchases	90606	R & M Welding Products Inc	\$97.87			
2/2/2018	351,563	RECVG00002327	Purchases	RCT0000010212	Fortiline, Inc.	\$816.00			
2/2/2018	351,598	PMTRX00011368	Purchases	242739	Crescent Springs Hardware	\$2.58			
2/2/2018	351,639	PMTRX00011369	Purchases	952546	Lowe's	\$255.80			
2/5/2018	351,595	PMTRX00011368	Purchases	242775	Crescent Springs Hardware	\$60.10			
2/5/2018	351,599	PMTRX00011368	Purchases	242791	Crescent Springs Hardware	\$104.98			
2/6/2018	351,576	PMTRX00011368	Purchases	300738	Batoray, Inc.	\$157.08			
2/6/2018	351,806	RECVG00002328	Purchases	RCT0000010229	Fortiline, Inc.	\$132.50			

2/6/2018	351,827	PMTRX00011374	Purchases	242817	Crescent Springs Hardware	\$13.78		
2/7/2018	351,575	PMTRX00011368	Purchases	302691-4	Arts Rental Equipment & Supply	\$125.75		
2/7/2018	351,596	PMTRX00011368	Purchases	242861	Crescent Springs Hardware	\$159.64		
2/7/2018	351,597	PMTRX00011368	Purchases	242857	Crescent Springs Hardware	\$225.63		
2/7/2018	351,678	PMTRX00011371	Purchases	905257	R & M Welding Products Inc	\$310.07		
2/8/2018	351,815	PMTRX00011374	Purchases	302895-4	Arts Rental Equipment & Supply	\$137.75		
2/12/2018	351,828	PMTRX00011374	Purchases	242964	Crescent Springs Hardware	\$274.04		
2/14/2018	352,277	PMTRX00011384	Purchases	243016	Crescent Springs Hardware	\$205.63		
2/14/2018	352,283	PMTRX00011384	Purchases	243008	Crescent Springs Hardware	\$15.97		
2/15/2018	352,257	PMTRX00011384	Purchases	304898-4	Arts Rental Equipment & Supply	\$108.00		
2/19/2018	352,629	PMTRX00011391	Purchases	63170	K E Rose Company	\$732.70		
2/20/2018	352,254	PMTRX00011384	Purchases	305802-4	Arts Rental Equipment & Supply	\$221.52		
2/20/2018	352,255	PMTRX00011384	Purchases	306129-4	Arts Rental Equipment & Supply	\$56.25		
2/21/2018	352,598	PMTRX00011391	Purchases	ACE218191	Ace-Tex Enterprises, Inc.	\$394.45		
2/23/2018	352,535	PMTRX00011390	Purchases	243190	Crescent Springs Hardware	\$104.81		
2/23/2018	352,567	PMTRX00011390	Purchases	925056	Lowe's	\$118.95		
2/23/2018	352,620	PMTRX00011391	Purchases	18731	Flaig Welding Co Inc	\$25.00		
2/24/2018	352,603	PMTRX00011391	Purchases	864	Battery Neighbor LLC	\$471.60		
2/28/2018	352,715	PMTRX00011394	Purchases	293482A-3	Arts Rental Equipment & Supply	\$88.00		
2/28/2018	352,729	PMTRX00011394	Purchases	KYERL236499	Fastenal Company	\$145.53		
3/1/2018	353,066	PMTRX00011399	Purchases	243204	Crescent Springs Hardware	\$48.98		
3/1/2018	353,087	PMTRX00011399	Purchases	302294	Tate Builders Supply, LLC	\$362.00		
3/1/2018	353,152	PMTRX00011402	Purchases	91227	R & M Welding Products Inc	\$88.59		
3/1/2018	353,357	PMTRX00011407	Purchases	39861	Otto Printing Co	\$265.00		
3/1/2018	354,059	RECVG00002341	Purchases	RCT0000010317	Desert Diamond Industries, LLC	\$3,550.00		
3/1/2018	354,059	RECVG00002341	Freight	RCT0000010317	Desert Diamond Industries, LLC	\$125.00		
3/1/2018	354,511	PMTRX00011427	Purchases	927277	Lowe's	\$66.45		
3/2/2018	353,055	PMTRX00011399	Purchases	309255-4	Arts Rental Equipment & Supply	\$8.85		
3/6/2018	353,056	PMTRX00011399	Purchases	310579-4	Arts Rental Equipment & Supply	\$34.90		
3/6/2018	353,179	PMTRX00011403	Purchases	9718452320	Grainger	\$143.28		
3/7/2018	353,394	RECVG00002338	Purchases	RCT0000010288	Pollard Water	\$2,275.20		
3/7/2018	353,394	RECVG00002338	Freight	RCT0000010288	Pollard Water	\$33.87		
3/8/2018	353,317	PMTRX00011406	Purchases	243484	Crescent Springs Hardware	\$53.95		
3/10/2018	353,791	RECVG00002340	Purchases	RCT0000010310	Fortiline, Inc.	\$247.20		
3/12/2018	353,349	PMTRX00011407	Purchases	927725	Lowe's	\$33.90		
3/16/2018	353,615	PMTRX00011412	Purchases	243650	Crescent Springs Hardware	\$26.28		
3/20/2018	353,616	PMTRX00011412	Purchases	243746	Crescent Springs Hardware	\$15.98		
3/20/2018	353,617	PMTRX00011412	Purchases	243745	Crescent Springs Hardware	\$42.38		
3/20/2018	353,618	PMTRX00011412	Purchases	243770	Crescent Springs Hardware	\$38.97		
3/20/2018	353,619	PMTRX00011412	Purchases	243708	Crescent Springs Hardware	\$154.43		
3/20/2018	354,016	PMTRX00011420	Purchases	944339	Janell Inc.	\$71.94		
3/21/2018	353,766	PMTRX00011417	Purchases	927351	Lowe's	\$217.55		
3/22/2018	354,064	RECVG00002341	Purchases	RCT0000010322	Florence Winwater Works	\$299.80		
3/26/2018	354,164	PMTRX00011422	Purchases	944794	Janell Inc.	\$87.26		
3/27/2018	354,319	RECVG00002343	Purchases	RCT0000010329	Industrial Wire Rope Supply Co Inc	\$2,268.00		
3/28/2018	354,158	PMTRX00011422	Purchases	243971	Crescent Springs Hardware	\$148.66		
3/28/2018	354,167	PMTRX00011422	Purchases	902542	Lowe's	\$65.35		
3/29/2018	354,324	PMTRX00011424	Purchases	318131-4	Arts Rental Equipment & Supply	\$37.04		
3/29/2018	354,325	PMTRX00011424	Purchases	293482C-3	Arts Rental Equipment & Supply	\$16.00		
3/29/2018	354,326	PMTRX00011424	Purchases	293482B-3	Arts Rental Equipment & Supply	\$88.00		
3/31/2018	354,463	PMTRX00011426	Purchases	91844	R & M Welding Products Inc	\$97.87		
4/1/2018	355,009	PMTRX00011441	Purchases	243470	Crescent Springs Hardware	\$72.32		
4/1/2018	355,876	RECVG00002351	Purchases	RCT0000010370	Lowe's	\$845.25		
4/2/2018	354,706	PMTRX00011433	Purchases	909141	R & M Welding Products Inc	\$31.36		
4/3/2018	354,653	PMTRX00011432	Purchases	319617-4	Arts Rental Equipment & Supply	\$97.80		
4/3/2018	354,673	PMTRX00011432	Purchases	244088	Crescent Springs Hardware	\$65.95		
System:	DETAILED TRIAL B 9/24/2018	12:01:21 PM	Page:	293	User Date:	9/24/2018	User ID:	skampsen
N Ky Water District								
4/4/2018	354,747	RECVG00002344	Purchases	RCT0000010341	Johnson Doppler Lumber	\$777.00		

4/4/2018	355,161	RECVG00002347	Purchases	RCT0000010354	Industrial Wire Rope Supply Co Inc	\$282.50
4/4/2018	355,161	RECVG00002347	Freight	RCT0000010354	Industrial Wire Rope Supply Co Inc	\$13.56
4/9/2018	354,654	PMTRX00011432	Purchases	321604-1	Arts Rental Equipment & Supply	\$177.50
4/9/2018	355,036	PMTRX00011442	Purchases	KYERL237886	Fastenal Company	\$505.77
4/12/2018	355,162	RECVG00002347	Purchases	RCT0000010355	Johnson Doppler Lumber	\$710.40
4/17/2018	355,450	RECVG00002349	Purchases	RCT0000010367	Viking Supply, Inc	\$1,346.00
4/19/2018	355,380	PMTRX00011452	Purchases	244545	Crescent Springs Hardware	\$32.94
4/20/2018	355,346	PMTRX00011452	Purchases	326998-1	Arts Rental Equipment & Supply	\$97.50
4/23/2018	355,422	PMTRX00011453	Purchases	927163	Lowe's	\$50.31
4/24/2018	355,381	PMTRX00011452	Purchases	244642	Crescent Springs Hardware	\$42.98
4/24/2018	355,814	PMTRX00011461	Purchases	910480	Lowe's	\$62.67
4/30/2018	355,889	PMTRX00011462	Purchases	92496	R & M Welding Products Inc	\$94.78
5/1/2018	356,010	PMTRX00011465	Purchases	1.80407E+11	Boone-Kenton Lumber Supply Co.	\$1,555.72
5/1/2018	356,020	PMTRX00011465	Purchases	244735	Crescent Springs Hardware	\$22.99
5/1/2018	356,021	PMTRX00011465	Purchases	244619	Crescent Springs Hardware	\$21.77
5/1/2018	356,106	RECVG00002352	Purchases	RCT0000010383	Pollard Water	\$1,144.75
5/1/2018	356,106	RECVG00002352	Freight	RCT0000010383	Pollard Water	\$35.00
5/1/2018	356,107	RECVG00002352	Purchases	RCT0000010384	Pollard Water	\$335.00
5/2/2018	356,098	RECVG00002352	Purchases	RCT0000010375	Arts Rental Equipment & Supply	\$370.00
5/2/2018	356,103	RECVG00002352	Purchases	RCT0000010380	Fortiline, Inc.	\$288.00
5/2/2018	356,153	PMTRX00011468	Purchases	2269774	Ideal Supplies Inc	\$15.29
5/2/2018	357,375	PMTRX00011499	Purchases	244878	Crescent Springs Hardware	\$13.98
5/3/2018	356,003	PMTRX00011465	Purchases	ACE221142	Ace-Tex Enterprises, Inc.	\$394.45
5/7/2018	357,284	PMTRX00011495	Purchases	903030	Lowe's	\$41.29
5/9/2018	356,687	RECVG00002356	Purchases	RCT0000010397	USA Bluebook	\$633.36
5/9/2018	356,687	RECVG00002356	Freight	RCT0000010397	USA Bluebook	\$29.08
5/11/2018	357,376	PMTRX00011499	Purchases	245191	Crescent Springs Hardware	\$34.98
5/14/2018	357,377	PMTRX00011499	Purchases	245262	Crescent Springs Hardware	\$29.97
5/15/2018	356,576	PMTRX00011480	Purchases	338585-4	Arts Rental Equipment & Supply	\$31.90
5/15/2018	357,281	PMTRX00011495	Purchases	925032	Lowe's	\$10.98
5/16/2018	356,574	PMTRX00011480	Purchases	339448-4	Arts Rental Equipment & Supply	\$84.30
5/16/2018	356,575	PMTRX00011480	Purchases	339460-4	Arts Rental Equipment & Supply	\$47.50
5/16/2018	356,595	PMTRX00011480	Purchases	245335	Crescent Springs Hardware	\$57.23
5/17/2018	356,596	PMTRX00011480	Purchases	245353	Crescent Springs Hardware	\$5.00
5/18/2018	356,577	PMTRX00011480	Purchases	882	Battery Neighbor LLC	\$345.60
5/21/2018	356,573	PMTRX00011480	Purchases	340995-4	Arts Rental Equipment & Supply	\$33.90
5/22/2018	356,572	PMTRX00011480	Purchases	342039-4	Arts Rental Equipment & Supply	\$53.41
5/22/2018	356,996	RECVG00002358	Purchases	RCT0000010409	Florence Winwater Works	\$185.34
5/23/2018	356,853	PMTRX00011486	Purchases	KYERL239537	Fastenal Company	\$600.39
5/23/2018	356,855	PMTRX00011486	Purchases	9797257210	Grainger	\$335.00
5/24/2018	357,255	PMTRX00011494	Purchases	9798427713	Grainger	\$143.28
5/24/2018	357,283	PMTRX00011495	Purchases	927019	Lowe's	\$91.67
5/30/2018	356,841	PMTRX00011486	Purchases	245750	Crescent Springs Hardware	\$59.98
5/30/2018	357,227	PMTRX00011492	Purchases	245747	Crescent Springs Hardware	\$16.78
5/30/2018	357,351	RECVG00002361	Purchases	RCT0000010428	Florence Winwater Works	\$57.58
5/31/2018	357,316	PMTRX00011497	Purchases	93121	R & M Welding Products Inc	\$97.87
6/7/2018	358,765	PMTRX00011531	Purchases	927920	Lowe's	\$25.22
6/11/2018	357,629	PMTRX00011504	Purchases	246135	Crescent Springs Hardware	\$5.98
6/11/2018	358,655	PMTRX00011529	Purchases	246125	Crescent Springs Hardware	\$54.95
6/15/2018	358,267	PMTRX00011518	Purchases	352981-4	Arts Rental Equipment & Supply	\$26.50
6/15/2018	358,721	PMTRX00011530	Purchases	1.80607E+11	Boone-Kenton Lumber Supply Co.	\$681.72
6/21/2018	358,265	PMTRX00011518	Purchases	355857-4	Arts Rental Equipment & Supply	\$81.00
6/21/2018	358,266	PMTRX00011518	Purchases	355968-4	Arts Rental Equipment & Supply	\$20.46
6/21/2018	358,286	PMTRX00011518	Purchases	246479	Crescent Springs Hardware	\$263.76
6/21/2018	358,531	RECVG00002371	Purchases	RCT0000010473	Consolidated Pipe & Supply Co Inc.	\$56.40
6/22/2018	358,268	PMTRX00011518	Purchases	356428-4	Arts Rental Equipment & Supply	\$39.95
6/22/2018	358,269	PMTRX00011518	Purchases	356366-4	Arts Rental Equipment & Supply	\$51.00
6/22/2018	358,439	PMTRX00011526	Purchases	ACE223267	Ace-Tex Enterprises, Inc.	\$394.45
6/25/2018	358,285	PMTRX00011518	Purchases	246571	Crescent Springs Hardware	\$3.99

6/25/2018	358,374	PMTRX00011522	Purchases	953507	Janell Inc.	\$335.70		
6/25/2018	358,716	RECVG00002372	Purchases	RCT0000010485	Pollard Water	\$66.70		
6/25/2018	358,716	RECVG00002372	Freight	RCT0000010485	Pollard Water	\$29.81		
6/27/2018	358,454	PMTRX00011526	Purchases	246618	Crescent Springs Hardware	\$30.37		
6/27/2018	358,714	RECVG00002372	Purchases	RCT0000010483	Industrial Wire Rope Supply Co Inc	\$380.00		
6/27/2018	358,715	RECVG00002372	Purchases	RCT0000010484	Pollard Water	\$156.70		
6/30/2018	358,894	PMTRX00011533	Purchases	93762	R & M Welding Products Inc	\$94.79		
			Totals:	Account: 620-5002-031	Net Change	Ending Balance		
			Description:	Materials & Supplies - Safety, Engineeri	\$40,367.32	\$40,367.32	\$40,367.32	\$0.00
Account:	620-5003-030			Beginning Balance:	\$0.00			
Trx Date	Jrnl No.	Orig. Audit Trail	Distribution Reference	Orig. Master Number	Orig. Master Name	Debit	Credit	
1/3/2018	350,178	PMTRX00011331	Purchases	INV4232225	Orr Safety Corporation	\$142.80		
System:	DETAILED TRIAL B	9/24/2018	12:01:21 PM	Page:	User Date:	9/24/2018	User ID:	skampsen
N Ky Water District								
1/22/2018	350,887	PMTRX00011350	Purchases	3264071	SafetyWear	\$41.20		
1/29/2018	351,286	PMTRX00011360	Purchases	3264645	SafetyWear	\$125.19		
2/3/2018	351,887	PMTRX00011375	Purchases	20318	Randy's Rugged Wear	\$200.00		
2/10/2018	351,999	PMTRX00011378	Purchases	C-014367	Red Wing Shoes	\$127.49		
5/1/2018	356,077	PMTRX00011467	Purchases	5021118	Randy's Rugged Wear	\$189.99		
6/13/2018	358,422	PMTRX00011524	Purchases	6131318	Randy's Rugged Wear	\$770.00		
6/20/2018	357,923	PMTRX00011513	Purchases	355204-4	Arts Rental Equipment & Supply	\$63.90		
			Totals:	Account: 620-5003-030	Net Change	Ending Balance		
			Description:	Safety Supplies- Distribution	\$1,660.57	\$1,660.57	\$1,660.57	\$0.00
Account:	620-5003-031			Beginning Balance:	\$0.00			
Trx Date	Jrnl No.	Orig. Audit Trail	Distribution Reference	Orig. Master Number	Orig. Master Name	Debit	Credit	
1/3/2018	350,178	PMTRX00011331	Purchases	INV4232225	Orr Safety Corporation	\$425.46		
1/18/2018	350,877	PMTRX00011350	Purchases	INV4247417	Orr Safety Corporation	\$317.20		
1/18/2018	350,885	PMTRX00011350	Purchases	3263816	SafetyWear	\$131.42		
1/22/2018	350,887	PMTRX00011350	Purchases	3264071	SafetyWear	\$159.60		
1/23/2018	350,886	PMTRX00011350	Purchases	3264155	SafetyWear	\$61.80		
1/26/2018	351,285	PMTRX00011360	Purchases	3264536	SafetyWear	\$27.67		
1/29/2018	351,271	PMTRX00011360	Purchases	INV4258112	Orr Safety Corporation	\$112.91		
1/30/2018	351,284	PMTRX00011360	Purchases	3264711	SafetyWear	\$20.60		
2/1/2018	352,761	PMTRX00011395	Purchases	INV4237186	Orr Safety Corporation	\$195.91		
2/3/2018	351,887	PMTRX00011375	Purchases	20318	Randy's Rugged Wear	\$342.99		
2/14/2018	352,304	RECVG00002330	Purchases	RCT0000010240	A & A Safety, Inc	\$6,250.00		
2/19/2018	352,757	PMTRX00011395	Purchases	INV4279193	Orr Safety Corporation	\$257.33		
2/22/2018	352,713	PMTRX00011394	Purchases	681437	Abco Safety	\$117.00		
2/27/2018	352,760	PMTRX00011395	Purchases	INV4287883	Orr Safety Corporation	\$311.20		
3/5/2018	353,361	PMTRX00011407	Purchases	30118	Randy's Rugged Wear	\$987.99		
3/6/2018	353,711	PMTRX00011416	Purchases	INV4295048	Orr Safety Corporation	\$285.82		
3/15/2018	353,712	PMTRX00011416	Purchases	INV4304775	Orr Safety Corporation	\$463.17		
4/1/2018	355,041	PMTRX00011442	Purchases	142756	Flashlight Outlet	\$442.46		
4/3/2018	355,126	PMTRX00011448	Purchases	4512018	Randy's Rugged Wear	\$400.00		
4/4/2018	354,534	PMTRX00011429	Purchases	RMA 60221599	Pelican Products	\$20.00		
4/4/2018	354,535	PMTRX00011429	Purchases	RMA	Pelican Products	\$20.00		
4/10/2018	355,120	PMTRX00011445	Purchases	INV4329968	Orr Safety Corporation	\$650.90		
4/12/2018	355,856	PMTRX00011461	Purchases	3270745	SafetyWear	\$351.54		
4/13/2018	355,855	PMTRX00011461	Purchases	3270798	SafetyWear	\$42.29		
4/18/2018	355,167	PMTRX00011449	Purchases	SAFETY GLASSES 4/18	Bruck Ronald M	\$63.83		
4/20/2018	355,354	PMTRX00011452	Purchases	SAFETY GL. 04/18	Bruck Ronald M	\$128.78		
4/24/2018	355,319	PMVVR00001376	Purchases	SAFETY GLASSES 4/18	Bruck Ronald M			\$63.83
5/1/2018	356,077	PMTRX00011467	Purchases	5021118	Randy's Rugged Wear	\$200.00		
5/1/2018	356,313	PMTRX00011472	Purchases	1430180	Flashlight Outlet	\$524.94		
5/16/2018	357,309	PMTRX00011496	Purchases	INV4375081	Orr Safety Corporation	\$292.53		
5/18/2018	356,658	PMTRX00011481	Purchases	INV4377020	Orr Safety Corporation	\$192.25		
6/13/2018	358,038	PMTRX00011516	Purchases	INV4403836	Orr Safety Corporation	\$249.90		
6/13/2018	358,422	PMTRX00011524	Purchases	6131318	Randy's Rugged Wear	\$373.99		
6/18/2018	358,036	PMTRX00011516	Purchases	INV4407538	Orr Safety Corporation	\$267.52		

6/19/2018	357,919	PMTRX00011513	Purchases	700038	Abco Safety	\$156.00		
6/21/2018	358,048	PMTRX00011516	Purchases	3276155	SafetyWear	\$139.15		
6/22/2018	358,895	PMTRX00011533	Purchases	3276375	SafetyWear	\$131.95		
6/25/2018	358,893	PMTRX00011533	Purchases	INV4415652	Orr Safety Corporation	\$310.16		

Account: 620-5004-031			Totals:	Account: 620-5003-031	\$15,362.43	Ending Balance	\$15,362.43	\$15,426.26	\$63.83
Trx Date	Jrnl No.	Orig. Audit Trail	Description:	Materials & Supplie - Computer Exp, D	Beginning Balance:	\$0.00			
4/18/2018	354,987	GLTRX00046072	Distribution Reference		Orig. Master Number			Debit	Credit

Account: 620-6000-025			Totals:	Account: 620-5004-031	\$124.98	Ending Balance	\$124.98	\$124.98	\$0.00
Trx Date	Jrnl No.	Orig. Audit Trail	Description:	Materials & Supplie Pumping - Maint.	Beginning Balance:	\$0.00			
1/2/2018	350,158	PMTRX00011331	Purchases	9656423507	Orig. Master Name			Debit	Credit
1/4/2018	350,137	PMTRX00011331	Purchases	P-7445	Grainger	\$992.87			
1/4/2018	350,561	PMTRX00011343	Purchases	9658932521	BL Anderson Co. Inc.	\$518.39			
1/4/2018	350,579	PMTRX00011343	Purchases	366467 00	Grainger	\$54.40			
1/6/2018	350,168	PMTRX00011331	Purchases	927176	Wilder Winnelson	\$35.80			
1/6/2018	350,447	PMTRX00011338	Purchases	910172	Lowe's	\$52.23			
1/8/2018	350,578	PMTRX00011343	Purchases	366541 00	Lowe's	\$12.06			
1/9/2018	350,359	PMTRX00011335	Purchases	18-01	Wilder Winnelson	\$449.20			
1/10/2018	350,446	PMTRX00011338	Purchases	910092	Hydro Controls, Inc.	\$756.48			
System:	DETAILED TRIAL B	9/24/2018	12:01:21 PM	Page:	295	User Date:	9/24/2018	User ID:	skampsen

N Ky Water District									
1/10/2018	350,567	PMTRX00011343	Purchases	S100176120.001	Johnson Electric Supply Co., The	\$123.82			
1/10/2018	350,903	RECVG00002320	Purchases	RCT0000010185	BL Anderson Co. Inc.	\$3,818.40			
1/10/2018	350,903	RECVG00002320	Freight	RCT0000010185	BL Anderson Co. Inc.	\$23.48			
1/16/2018	351,111	PMTRX00011355	Purchases	927549..	Lowe's	\$28.35			
1/17/2018	350,590	PMTRX00011344	Purchases	925416	Lowe's	\$47.36			
1/18/2018	350,856	PMTRX00011350	Purchases	166685	Boone Steel LLC	\$136.53			
1/18/2018	350,867	PMTRX00011350	Purchases	362511	Kemper Inc Richard G	\$192.16			
1/18/2018	350,884	PMTRX00011350	Purchases	903851	R & M Welding Products Inc	\$170.41			
1/18/2018	351,107	PMTRX00011355	Purchases	927932	Lowe's	\$60.68			
1/18/2018	351,108	PMTRX00011355	Purchases	925473	Lowe's	\$59.95			
1/19/2018	350,883	PMTRX00011350	Purchases	904043	R & M Welding Products Inc	\$66.00			
1/19/2018	351,254	PMTRX00011360	Purchases	925613	Lowe's	\$93.93			
1/19/2018	351,255	PMTRX00011360	Purchases	925535	Lowe's	\$79.96			
1/23/2018	351,217	PMTRX00011359	Purchases	18-09	Hydro Controls, Inc.	\$756.48			
1/23/2018	351,256	PMTRX00011360	Purchases	927600	Lowe's	\$53.91			
1/24/2018	351,024	PMTRX00011354	Purchases	CD99036487	Cornerstone Controls, Inc.	\$421.42			
1/24/2018	351,112	PMTRX00011355	Purchases	903311	Lowe's	\$17.84			
1/25/2018	351,253	PMTRX00011360	Purchases	925290	Lowe's	\$29.69			
1/25/2018	351,303	PMTRX00011361	Purchases	9679802638	Grainger	\$135.50			
1/25/2018	351,308	PMTRX00011361	Purchases	024J5896	Harrington Industrial Plastics	\$449.88			
1/26/2018	351,113	PMTRX00011355	Purchases	903486	Lowe's	\$38.46			
1/26/2018	351,191	PMTRX00011359	Purchases	3327	B C Engineering Co	\$590.00			
1/26/2018	351,213	PMTRX00011359	Purchases	9680644995	Grainger	\$803.02			
1/26/2018	351,306	PMTRX00011361	Purchases	024J5938	Harrington Industrial Plastics	\$24.62			
1/31/2018	351,185	PMTRX00011359	Purchases	299178-2	Arts Rental Equipment & Supply	\$512.00			
1/31/2018	351,279	PMTRX00011360	Purchases	90010	Process Pump & Seal, Inc.	\$200.00			
1/31/2018	351,524	PMTRX00011364	Purchases	904818	R & M Welding Products Inc	\$60.00			
2/1/2018	351,187	PMTRX00011359	Purchases	660878	A & S Electric Supply, Inc.	\$70.99			
2/1/2018	351,565	RECVG00002327	Purchases	RCT0000010214	Process Pump & Seal, Inc.	\$1,994.00			
2/1/2018	351,565	RECVG00002327	Freight	RCT0000010214	Process Pump & Seal, Inc.	\$19.15			
2/1/2018	351,886	PMTRX00011375	Purchases	4127867	Pump Pro's	\$408.50			
2/2/2018	351,829	PMTRX00011374	Purchases	RPI/64001824	DeZurik, Inc.	\$690.00			
2/6/2018	351,994	PMTRX00011378	Purchases	9690809596	Grainger	\$561.63			
2/7/2018	351,641	PMTRX00011369	Purchases	910089	Lowe's	\$18.97			
2/7/2018	351,842	PMTRX00011374	Purchases	KYERL235828	Fastenal Company	\$29.52			

2/7/2018	351,864	PMTRX00011375	Purchases	S100178299.001	Johnson Electric Supply Co., The	\$111.88		
2/8/2018	351,871	PMTRX00011375	Purchases	927137...	Lowe's	\$114.37		
2/8/2018	351,872	PMTRX00011375	Purchases	927096	Lowe's	\$27.10		
2/9/2018	352,000	PMTRX00011378	Purchases	905579	R & M Welding Products Inc	\$9.41		
2/9/2018	352,331	PMTRX00011386	Purchases	9694408270	Grainger	\$86.75		
2/13/2018	351,930	PMTRX00011377	Purchases	CD99037348	Cornerstone Controls, Inc.	\$456.86		
2/13/2018	351,957	PMTRX00011377	Purchases	925564	Lowe's	\$31.39		
2/13/2018	352,329	PMTRX00011386	Purchases	KYERL235977	Fastenal Company	\$70.14		
2/13/2018	352,386	PMTRX00011387	Purchases	9697578509	Grainger	\$99.36		
2/14/2018	352,351	PMTRX00011386	Purchases	927169..	Lowe's	\$22.61		
2/15/2018	352,352	PMTRX00011386	Purchases	927318	Lowe's	\$26.69		
2/16/2018	352,256	PMTRX00011384	Purchases	304139-5	Arts Rental Equipment & Supply	\$671.00		
2/16/2018	352,367	PMTRX00011386	Purchases	9985937	Southern States	\$37.97		
2/16/2018	352,614	PMTRX00011391	Purchases	RPI-64002618	DeZurik, Inc.	\$912.00		
2/16/2018	352,771	PMTRX00011395	Purchases	238953	Specialized Plumbing Parts Supply	\$9.90		
2/19/2018	352,281	PMTRX00011384	Purchases	CD99037593	Cornerstone Controls, Inc.	\$245.66		
2/20/2018	352,282	PMTRX00011384	Purchases	CD99037670	Cornerstone Controls, Inc.	\$364.46		
2/26/2018	352,746	PMTRX00011394	Purchases	927963	Lowe's	\$157.69		
2/27/2018	352,600	PMTRX00011391	Purchases	307048-3	Arts Rental Equipment & Supply	\$512.00		
3/1/2018	352,747	PMTRX00011394	Purchases	927640	Lowe's	\$18.12		
3/1/2018	353,074	PMTRX00011399	Purchases	S100180087.001	Johnson Electric Supply Co., The	\$145.69		
3/1/2018	353,467	PMTRX00011410	Purchases	18737	Flaig Welding Co Inc	\$110.26		
3/2/2018	353,201	PMTRX00011403	Purchases	925988..	Lowe's	\$29.57		
3/9/2018	353,476	PMTRX00011410	Purchases	927286	Lowe's	\$26.79		
3/9/2018	353,477	PMTRX00011410	Purchases	927216..	Lowe's	\$16.69		
3/12/2018	353,475	PMTRX00011410	Purchases	925250	Lowe's	\$50.34		
3/13/2018	353,347	PMTRX00011407	Purchases	950600	Lowe's	\$28.38		
3/14/2018	353,718	PMTRX00011416	Purchases	907808	R & M Welding Products Inc	\$23.70		
3/15/2018	353,755	PMTRX00011417	Purchases	9728687170	Grainger	\$368.82		
3/16/2018	353,763	PMTRX00011417	Purchases	S100180087.002	Johnson Electric Supply Co., The	\$165.33		
3/16/2018	354,021	PMTRX00011420	Purchases	927506..	Lowe's	\$41.71		
3/20/2018	354,002	PMTRX00011420	Purchases	R2742	Electric Motor Technologies LLC	\$1,648.00		
3/21/2018	354,005	PMTRX00011420	Purchases	9734142954	Grainger	\$157.03		
3/22/2018	354,022	PMTRX00011420	Purchases	927418	Lowe's	\$53.20		
3/27/2018	354,068	PMTRX00011421	Purchases	7271775	CBT Company	\$22.37		
4/1/2018	355,433	PMTRX00011453	Purchases	9336617715	Seton Identification	\$57.21		
4/2/2018	355,384	PMTRX00011452	Purchases	3029090	Dimension Machine Co. Inc.	\$690.00		
4/4/2018	354,683	PMTRX00011432	Purchases	FR1465	Electric Motor Technologies LLC	\$295.00		
4/4/2018	354,688	PMTRX00011432	Purchases	9747188291	Grainger	\$40.93		
System:	DETAILED TRIAL B 9/24/2018	12:01:21 PM	Page:	296	User Date:	9/24/2018	User ID:	skampsen

N Ky Water District

4/6/2018	354,657	PMTRX00011432	Purchases	320793-1	Arts Rental Equipment & Supply	\$26.00
4/6/2018	354,701	PMTRX00011433	Purchases	40549419	MSC Industrial Supply Co. Inc.	\$15.42
4/6/2018	354,735	PMTRX00011434	Purchases	909404	R & M Welding Products Inc	\$99.00
4/6/2018	355,790	PMTRX00011460	Purchases	10910415	Hach Company	\$200.24
4/13/2018	355,350	PMTRX00011452	Purchases	3537	B C Engineering Co	\$287.93
4/13/2018	355,351	PMTRX00011452	Purchases	3538	B C Engineering Co	\$198.93
4/13/2018	355,352	PMTRX00011452	Purchases	3539	B C Engineering Co	\$198.93
4/16/2018	355,107	PMTRX00011445	Purchases	909723	Lowe's	\$23.55
4/16/2018	355,430	PMTRX00011453	Purchases	82890	Rawdon Myers Inc	\$785.00
4/17/2018	355,408	PMTRX00011453	Purchases	9759523427	Grainger	\$20.70
4/18/2018	355,395	PMTRX00011452	Purchases	KYERL238233	Fastenal Company	\$50.67
4/19/2018	355,348	PMTRX00011452	Purchases	664613	A & S Electric Supply, Inc.	\$67.70
4/19/2018	355,459	PMTRX00011454	Purchases	9762833425	Grainger	\$299.37
4/19/2018	355,736	PMTRX00011460	Purchases	3572	B C Engineering Co	\$329.10
4/19/2018	355,786	PMTRX00011460	Purchases	9762372226	Grainger	\$585.14
4/19/2018	355,983	PMTRX00011464	Purchases	178820	Viking Supply, Inc	\$345.00
4/20/2018	355,432	PMTRX00011453	Purchases	910327	R & M Welding Products Inc	\$268.42
4/23/2018	355,464	PMTRX00011454	Purchases	925512	Lowe's	\$47.41

4/25/2018	355,761	PMTRX00011460	Purchases	CD99040935	Cornerstone Controls, Inc.	\$134.78		
5/1/2018	356,129	PMTRX00011468	Purchases	439027086	VAG USA LLC	\$422.64		
5/4/2018	356,052	PMTRX00011467	Purchases	18-47	Hydro Controls, Inc.	\$608.68		
5/9/2018	356,123	PMTRX00011468	Purchases	927568	Lowe's	\$62.84		
5/9/2018	356,270	PMTRX00011470	Purchases	42410	BissNuss Inc	\$172.00		
5/14/2018	356,329	PMTRX00011472	Purchases	927884..	Lowe's	\$22.92		
5/16/2018	356,391	PMTRX00011475	Purchases	927318..	Lowe's	\$198.55		
5/17/2018	356,388	PMTRX00011475	Purchases	384543-001	Kaman Fluid Power	\$1,025.97		
5/17/2018	356,390	PMTRX00011475	Purchases	927619	Lowe's	\$5.69		
5/18/2018	356,768	PMTRX00011484	Purchases	665997	A & S Electric Supply, Inc.	\$36.24		
5/22/2018	356,831	PMTRX00011486	Purchases	702203	CE Power Solutions, LLC	\$1,000.00		
5/24/2018	356,769	PMTRX00011484	Purchases	666234	A & S Electric Supply, Inc.	\$163.80		
5/29/2018	357,287	PMTRX00011495	Purchases	927796..	Lowe's	\$37.97		
6/1/2018	357,608	PMTRX00011504	Purchases	3692	B C Engineering Co	\$334.65		
6/1/2018	357,676	PMTRX00011506	Purchases	9805032282	Grainger	\$310.58		
6/1/2018	357,722	PMTRX00011507	Purchases	30314348	Newark Element14	\$438.83		
6/1/2018	358,013	RECVG00002367	Purchases	RCT0000010456	Process Pump & Seal, Inc.	\$1,078.00		
6/1/2018	358,013	RECVG00002367	Freight	RCT0000010456	Process Pump & Seal, Inc.	\$20.22		
6/1/2018	358,014	RECVG00002367	Purchases	RCT0000010457	Process Pump & Seal, Inc.	\$2,384.00		
6/1/2018	358,379	PMTRX00011522	Purchases	407554	Lenz	\$161.37		
6/5/2018	357,708	PMTRX00011507	Purchases	925489	Lowe's	\$22.01		
6/6/2018	357,677	PMTRX00011506	Purchases	9809367999	Grainger	\$310.58		
6/6/2018	357,716	PMTRX00011507	Purchases	925624..	Lowe's	\$13.07		
6/6/2018	357,768	RECVG00002364	Purchases	RCT0000010452	Kaman Fluid Power	\$2,782.18		
6/6/2018	357,768	RECVG00002364	Freight	RCT0000010452	Kaman Fluid Power	\$72.35		
6/6/2018	358,075	PMTRX00011516	Purchases	375872 00	Wilder Winnelson	\$37.89		
6/7/2018	357,970	PMTRX00011514	Purchases	9810838095	Grainger	\$28.10		
6/11/2018	357,695	PMTRX00011506	Purchases	405246-001	Kaman Fluid Power	\$487.57		
6/11/2018	357,714	PMTRX00011507	Purchases	927747	Lowe's	\$173.49		
6/12/2018	357,981	PMTRX00011514	Purchases	024J9766	Harrington Industrial Plastics	\$178.80		
6/13/2018	357,602	PMTRX00011504	Purchases	351809-3	Arts Rental Equipment & Supply	\$39.40		
6/13/2018	357,628	PMTRX00011504	Purchases	A252151	Cottingham True Value	\$4.47		
6/13/2018	357,709	PMTRX00011507	Purchases	914477	Lowe's	\$11.39		
6/13/2018	357,710	PMTRX00011507	Purchases	925644	Lowe's	\$11.31		
6/13/2018	357,756	PMTRX00011508	Purchases	918214	Lowe's		\$16.77	
6/13/2018	357,757	PMTRX00011508	Purchases	927147..	Lowe's	\$41.57		
6/14/2018	357,971	PMTRX00011514	Purchases	9818723497	Grainger	\$117.54		
6/14/2018	357,980	PMTRX00011514	Purchases	024J9820	Harrington Industrial Plastics	\$87.92		
6/15/2018	358,001	PMTRX00011515	Purchases	925886	Lowe's	\$25.19		
6/19/2018	357,927	PMTRX00011513	Purchases	667416	A & S Electric Supply, Inc.	\$88.01		

Totals:	Account:	620-6000-025	Description:	Materials & Supplies Oil & Lubrication	620-6000-025	Net Change	\$40,605.37	Ending Balance	\$40,605.37	\$40,622.14	\$16.77
---------	----------	--------------	--------------	--	--------------	------------	-------------	----------------	-------------	-------------	---------

Account:	620-6001-025	Orig. Audit Trail	Description:	Materials & Supplies Oil & Lubrication	Beginning Balance:	Orig. Master Name	Debit	Credit	
Trx Date	Jrnl No.	Orig. Audit Trail	Distribution Reference		Orig. Master Number				
1/10/2018	350,386	RECVG00002316	Purchases		RCT0000010166	Harper Oil Products Inc	\$1,943.10		
1/16/2018	350,589	PMTRX00011344	Purchases		743-123808	KOI Enterprises, Inc	\$266.40		
1/19/2018	350,863	PMTRX00011350	Purchases		948935	Harper Oil Products Inc	\$179.70		
1/24/2018	351,305	PMTRX00011361	Purchases		949033	Harper Oil Products Inc	\$200.25		
2/1/2018	351,674	PMTRX00011371	Purchases		743-125059	KOI Enterprises, Inc	\$48.72		
2/19/2018	352,397	PMTRX00011387	Purchases		949784	Harper Oil Products Inc	\$95.00		
3/14/2018	354,066	RECVG00002341	Purchases		RCT0000010324	Harper Oil Products Inc	\$3,707.39		
3/23/2018	354,010	PMTRX00011420	Purchases		950744	Harper Oil Products Inc	\$748.81		
3/28/2018	354,165	PMTRX00011422	Purchases		743-130727	KOI Enterprises, Inc	\$112.70		
4/17/2018	355,868	PMTRX00011461	Purchases		2876737	Valor LLC	\$258.59		
System:	DETAILED TRIAL B 9/24/2018		12:01:21 PM	Page:	297	User Date:	9/24/2018	User ID:	skampsen
N Ky Water District									
5/1/2018	357,339	PMTRX00011498	Purchases		80483	Valor LLC	\$532.98		
5/3/2018	356,364	PMTRX00011473	Purchases		2882329	Valor LLC	\$72.01		
6/1/2018	357,749	PMTRX00011508	Purchases		2886826	Valor LLC	\$185.22		



Trx Date	Jrnl No.	Orig. Audit Trail	Description	Reference	Master Number	Master Name	Debit	Credit
6/7/2018	357,698	PMTRX00011506	Purchases		743-137920	KOI Enterprises, Inc	\$65.05	
			Totals:	Account:	620-6001-025	Net Change	Ending Balance	\$0.00
Account:	620-6002-031		Description:	Materials & Supplies - Dist. Maint of M:	Beginning Balance:	\$8,415.92	\$8,415.92	\$0.00
Trx Date	Jrnl No.	Orig. Audit Trail	Description	Reference	Master Number	Master Name	Debit	Credit
1/1/2018	350,180	PMTRX00011331	Purchases		351285	Richie Trucking	\$1,625.00	
1/2/2018	350,366	PMTRX00011335	Purchases		2266716	Ideal Supplies Inc	\$78.40	
1/2/2018	350,367	PMTRX00011335	Purchases		2266727	Ideal Supplies Inc	\$49.60	
1/3/2018	350,170	PMTRX00011331	Purchases		925049	Lowe's	\$716.31	
1/3/2018	350,171	PMTRX00011331	Purchases		925053	Lowe's		\$227.40
1/3/2018	350,363	PMTRX00011335	Purchases		2266745	Ideal Supplies Inc	\$360.00	
1/3/2018	350,364	PMTRX00011335	Purchases		2266746	Ideal Supplies Inc	\$380.00	
1/3/2018	350,365	PMTRX00011335	Purchases		2266747	Ideal Supplies Inc	\$600.00	
1/3/2018	350,372	PMTRX00011335	Purchases		2266730	Ideal Supplies Inc	\$144.90	
1/4/2018	350,167	PMTRX00011331	Purchases		911268	Lowe's	\$56.91	
1/4/2018	350,371	PMTRX00011335	Purchases		2266763	Ideal Supplies Inc	\$552.00	
1/5/2018	350,370	PMTRX00011335	Purchases		2266771	Ideal Supplies Inc	\$120.00	
1/6/2018	350,368	PMTRX00011335	Purchases		2266781	Ideal Supplies Inc	\$84.00	
1/6/2018	350,369	PMTRX00011335	Purchases		2266784	Ideal Supplies Inc	\$571.20	
1/8/2018	350,338	PMTRX00011335	Purchases		294620-4	Arts Rental Equipment & Supply	\$19.95	
1/8/2018	350,339	PMTRX00011335	Purchases		294602-4	Arts Rental Equipment & Supply	\$84.30	
1/8/2018	350,804	PMTRX00011348	Purchases		18652	Flaig Welding Co Inc	\$256.20	
1/9/2018	350,362	PMTRX00011335	Purchases		2266829	Ideal Supplies Inc	\$270.00	
1/10/2018	350,360	PMTRX00011335	Purchases		2266869	Ideal Supplies Inc	\$360.00	
1/10/2018	350,361	PMTRX00011335	Purchases		2266874	Ideal Supplies Inc	\$3,080.00	
1/11/2018	350,564	PMTRX00011343	Purchases		2266897	Ideal Supplies Inc	\$1,770.00	
1/11/2018	350,565	PMTRX00011343	Purchases		2266898	Ideal Supplies Inc	\$300.00	
1/11/2018	350,566	PMTRX00011343	Purchases		2266902	Ideal Supplies Inc	\$480.00	
1/12/2018	350,341	PMTRX00011335	Purchases		295909-4	Arts Rental Equipment & Supply	\$23.90	
1/12/2018	350,342	PMTRX00011335	Purchases		295960-4	Arts Rental Equipment & Supply	\$188.50	
1/12/2018	350,562	PMTRX00011343	Purchases		2266932	Ideal Supplies Inc	\$360.00	
1/12/2018	350,563	PMTRX00011343	Purchases		2266931	Ideal Supplies Inc	\$150.00	
1/12/2018	350,846	PMTRX00011348	Purchases		63275	Vogelpohl Fire Equipment, Inc.	\$38.90	
1/15/2018	350,809	PMTRX00011348	Purchases		2266967	Ideal Supplies Inc	\$120.00	
1/15/2018	350,844	PMTRX00011348	Purchases		84889599	Valley Asphalt Corporation	\$487.00	
1/16/2018	350,519	PMTRX00011341	Purchases		296339-4	Arts Rental Equipment & Supply	\$282.85	
1/16/2018	350,808	PMTRX00011348	Purchases		2267022	Ideal Supplies Inc	\$128.00	
1/16/2018	351,314	PMTRX00011361	Purchases		367135 00	Wilder Winnelson	\$49.33	
1/17/2018	350,810	PMTRX00011348	Purchases		2267077	Ideal Supplies Inc	\$240.00	
1/17/2018	350,811	PMTRX00011348	Purchases		2267076	Ideal Supplies Inc	\$240.00	
1/17/2018	350,812	PMTRX00011348	Purchases		2267079	Ideal Supplies Inc	\$240.00	
1/17/2018	350,813	PMTRX00011348	Purchases		2267071	Ideal Supplies Inc	\$120.00	
1/17/2018	350,814	PMTRX00011348	Purchases		2267074	Ideal Supplies Inc	\$360.00	
1/17/2018	350,833	PMTRX00011348	Purchases		2712	Seiter Farms Inc.	\$100.00	
1/17/2018	351,258	PMTRX00011360	Purchases		952158	Lowe's	\$5.88	
1/18/2018	350,768	PMTRX00011347	Purchases		297196-4	Arts Rental Equipment & Supply	\$49.00	
1/18/2018	350,807	PMTRX00011348	Purchases		2267086	Ideal Supplies Inc	\$96.00	
1/18/2018	350,845	PMTRX00011348	Purchases		84889855	Valley Asphalt Corporation	\$1,008.00	
1/19/2018	351,227	PMTRX00011360	Purchases		2267128	Ideal Supplies Inc	\$580.00	
1/19/2018	351,230	PMTRX00011360	Purchases		2267117	Ideal Supplies Inc	\$640.00	
1/19/2018	351,235	PMTRX00011360	Purchases		2267126	Ideal Supplies Inc	\$580.00	
1/19/2018	351,236	PMTRX00011360	Purchases		2267125	Ideal Supplies Inc	\$660.00	
1/22/2018	350,829	PMTRX00011348	Purchases		1801-965990	Pilot Lumber	\$13.04	
1/22/2018	350,830	PMTRX00011348	Purchases		1801-966017	Pilot Lumber	\$13.64	
1/22/2018	350,843	PMTRX00011348	Purchases		84890240	Valley Asphalt Corporation	\$783.00	
1/22/2018	351,257	PMTRX00011360	Purchases		927425	Lowe's	\$44.66	
1/23/2018	351,228	PMTRX00011360	Purchases		2267184	Ideal Supplies Inc	\$210.00	
1/23/2018	351,229	PMTRX00011360	Purchases		2267182	Ideal Supplies Inc	\$360.00	
1/24/2018	351,231	PMTRX00011360	Purchases		2267209	Ideal Supplies Inc	\$390.00	

1/24/2018	351,242	PMTRX00011360	Purchases		2267199	Ideal Supplies Inc	\$640.00	
1/24/2018	351,243	PMTRX00011360	Purchases		2267202	Ideal Supplies Inc	\$240.00	
1/25/2018	351,239	PMTRX00011360	Purchases		2267226	Ideal Supplies Inc	\$201.75	
1/25/2018	351,240	PMTRX00011360	Purchases		2267237	Ideal Supplies Inc	\$300.00	
1/25/2018	351,241	PMTRX00011360	Purchases		2267239	Ideal Supplies Inc	\$240.00	
1/26/2018	351,011	PMTRX00011354	Purchases		295023-4	Arts Rental Equipment & Supply	\$316.24	
1/26/2018	351,143	PMTRX00011356	Purchases		9811699	Southern States	\$74.61	
1/26/2018	351,244	PMTRX00011360	Purchases		2267272	Ideal Supplies Inc	\$300.00	
1/31/2018	351,516	GLTRX00045634					\$24,220.43	
1/31/2018	351,516	GLTRX00045634					\$3,937.29	
System:	DETAILED TRIAL B 9/24/2018	12:01:21 PM	Page:	298	User Date:	9/24/2018	User ID:	skampsen
N Ky Water District								
2/1/2018	351,574	PMTRX00011368	Purchases		301040-1	Arts Rental Equipment & Supply	\$79.45	
2/1/2018	351,580	PMTRX00011368	Purchases		102056	Bray Trucking Inc.	\$71.06	
2/1/2018	351,617	PMTRX00011369	Purchases		2267307	Ideal Supplies Inc	\$1,620.00	
2/1/2018	351,618	PMTRX00011369	Purchases		2267310	Ideal Supplies Inc	\$120.00	
2/1/2018	351,619	PMTRX00011369	Purchases		2267334	Ideal Supplies Inc	\$103.92	
2/1/2018	351,621	PMTRX00011369	Purchases		2267353	Ideal Supplies Inc	\$360.00	
2/1/2018	351,622	PMTRX00011369	Purchases		2267356	Ideal Supplies Inc	\$120.00	
2/1/2018	351,623	PMTRX00011369	Purchases		2267351	Ideal Supplies Inc	\$1,170.00	
2/1/2018	351,624	PMTRX00011369	Purchases		2267380	Ideal Supplies Inc	\$316.25	
2/1/2018	351,625	PMTRX00011369	Purchases		2267393	Ideal Supplies Inc	\$210.00	
2/1/2018	351,654	PMTRX00011370	Purchases		351286	Richie Trucking	\$1,625.00	
2/1/2018	351,858	PMTRX00011375	Purchases		2267481	Ideal Supplies Inc	\$1,372.30	
2/1/2018	351,861	PMTRX00011375	Purchases		2267478	Ideal Supplies Inc	\$1,020.00	
2/1/2018	351,988	PMTRX00011378	Purchases		102029	Bray Trucking Inc.	\$960.13	
2/1/2018	351,989	PMTRX00011378	Purchases		102030	Bray Trucking Inc.	\$71.06	
2/1/2018	351,990	PMTRX00011378	Purchases		102028	Bray Trucking Inc.	\$9,216.89	
2/2/2018	351,860	PMTRX00011375	Purchases		2267506	Ideal Supplies Inc	\$240.00	
2/5/2018	351,800	RECVG00002328	Purchases		RCT0000010223	Arts Rental Equipment & Supply	\$1,920.00	
2/5/2018	351,854	PMTRX00011375	Purchases		2267534	Ideal Supplies Inc	\$240.00	
2/5/2018	351,855	PMTRX00011375	Purchases		2267537	Ideal Supplies Inc	\$1,800.00	
2/5/2018	351,857	PMTRX00011375	Purchases		2267544	Ideal Supplies Inc	\$180.00	
2/6/2018	351,799	RECVG00002328	Purchases		RCT0000010222	Arts Rental Equipment & Supply	\$2,743.60	
2/6/2018	351,801	RECVG00002328	Purchases		RCT0000010224	Arts Rental Equipment & Supply	\$1,066.00	
2/6/2018	351,852	PMTRX00011375	Purchases		2267572	Ideal Supplies Inc	\$645.00	
2/6/2018	352,341	PMTRX00011386	Purchases		2267583	Ideal Supplies Inc	\$120.00	
2/6/2018	352,342	PMTRX00011386	Purchases		2267587	Ideal Supplies Inc	\$420.00	
2/6/2018	352,385	PMTRX00011387	Purchases		18715	Flaig Welding Co Inc	\$870.00	
2/7/2018	352,343	PMTRX00011386	Purchases		2267605	Ideal Supplies Inc	\$85.00	
2/8/2018	352,333	PMTRX00011386	Purchases		2267632	Ideal Supplies Inc	\$660.00	
2/8/2018	352,340	PMTRX00011386	Purchases		2267647	Ideal Supplies Inc	\$435.00	
2/8/2018	352,346	PMTRX00011386	Purchases		2267639	Ideal Supplies Inc	\$600.00	
2/8/2018	352,347	PMTRX00011386	Purchases		2267637	Ideal Supplies Inc	\$300.00	
2/9/2018	352,309	RECVG00002330	Purchases		RCT0000010245	Viking Supply, Inc	\$938.00	
2/9/2018	352,338	PMTRX00011386	Purchases		2267666	Ideal Supplies Inc	\$180.00	
2/9/2018	352,339	PMTRX00011386	Purchases		2267671	Ideal Supplies Inc	\$120.00	
2/12/2018	351,913	RECVG00002329	Purchases		RCT0000010235	Core & Main	\$106.00	
2/12/2018	352,305	RECVG00002330	Purchases		RCT0000010241	Consolidated Pipe & Supply Co Inc.	\$1,038.85	
2/13/2018	351,914	RECVG00002329	Purchases		RCT0000010236	Core & Main	\$424.50	
2/13/2018	352,335	PMTRX00011386	Purchases		2267739	Ideal Supplies Inc	\$311.25	
2/14/2018	351,910	GLTRX00045682					\$33.48	
2/16/2018	352,363	PMTRX00011386	Purchases		1802-969721	Pilot Lumber	\$5.49	
2/16/2018	352,560	PMTRX00011390	Purchases		2267791	Ideal Supplies Inc	\$290.00	
2/21/2018	352,595	RECVG00002333	Purchases		RCT0000010263	Consolidated Pipe & Supply Co Inc.	\$409.50	
2/21/2018	352,595	RECVG00002333	Freight		RCT0000010263	Consolidated Pipe & Supply Co Inc.	\$24.57	
2/21/2018	352,789	RECVG00002336	Purchases		RCT0000010277	Viking Supply, Inc	\$887.70	
2/23/2018	352,536	PMTRX00011390	Purchases		243171	Crescent Springs Hardware	\$31.74	
2/26/2018	352,601	PMTRX00011391	Purchases		307902-4	Arts Rental Equipment & Supply	\$49.50	

2/28/2018	352,716	PMTRX00011394	Purchases	307851-3	Arts Rental Equipment & Supply	\$1,074.00	
2/28/2018	352,770	PMTRX00011395	Purchases	A093477	Southern States	\$19.55	
2/28/2018	352,971	GLTRX00045846				\$25,896.17	
2/28/2018	352,971	GLTRX00045846					\$4,892.24
3/1/2018	352,639	PMTRX00011391	Purchases	351287	Richie Trucking	\$1,137.50	
3/1/2018	353,057	PMTRX00011399	Purchases	1.80207E+11	Boone-Kenton Lumber Supply Co.	\$53.00	
3/1/2018	353,058	PMTRX00011399	Purchases	103481	Bray Trucking Inc.	\$231.22	
3/1/2018	353,059	PMTRX00011399	Purchases	103482	Bray Trucking Inc.	\$1,692.92	
3/1/2018	353,060	PMTRX00011399	Purchases	103483	Bray Trucking Inc.	\$145.60	
3/1/2018	353,061	PMTRX00011399	Purchases	103531	Bray Trucking Inc.	\$1,175.08	
3/1/2018	353,064	PMTRX00011399	Purchases	242871	Crescent Springs Hardware	\$129.95	
3/1/2018	353,161	RECVG00002337	Purchases	RCT0000010278	Arts Rental Equipment & Supply	\$1,254.00	
3/1/2018	353,183	PMTRX00011403	Purchases	2267991	Ideal Supplies Inc	\$990.00	
3/1/2018	353,185	PMTRX00011403	Purchases	2267911	Ideal Supplies Inc	\$660.00	
3/1/2018	353,186	PMTRX00011403	Purchases	2267922	Ideal Supplies Inc	\$180.00	
3/1/2018	353,187	PMTRX00011403	Purchases	2267924	Ideal Supplies Inc	\$600.00	
3/1/2018	353,189	PMTRX00011403	Purchases	2267962	Ideal Supplies Inc	\$180.00	
3/1/2018	353,191	PMTRX00011403	Purchases	2267826	Ideal Supplies Inc	\$600.00	
3/2/2018	353,073	PMTRX00011399	Purchases	2268129	Ideal Supplies Inc	\$580.00	
3/2/2018	353,401	RECVG00002338	Purchases	RCT0000010295	Fortiline, Inc.	\$290.00	
3/5/2018	353,329	PMTRX00011406	Purchases	2268175	Ideal Supplies Inc	\$550.00	
3/5/2018	353,330	PMTRX00011406	Purchases	2268184	Ideal Supplies Inc	\$165.00	
3/5/2018	353,396	RECVG00002338	Purchases	RCT0000010290	Viking Supply, Inc	\$1,965.00	
3/6/2018	353,112	PMTRX00011402	Purchases	294299A-4	Arts Rental Equipment & Supply	\$480.00	
3/6/2018	353,113	PMTRX00011402	Purchases	294978A-3	Arts Rental Equipment & Supply	\$480.00	
3/6/2018	353,327	PMTRX00011406	Purchases	2268218	Ideal Supplies Inc	\$550.00	
3/6/2018	353,328	PMTRX00011406	Purchases	2268212	Ideal Supplies Inc	\$540.00	
System:	DETAILED TRIAL B 9/24/2018	12:01:21 PM	Page:	299	User Date:	9/24/2018	User ID: skampsen
N Ky Water District							
3/7/2018	353,332	PMTRX00011406	Purchases	2268241	Ideal Supplies Inc	\$264.00	
3/7/2018	353,335	PMTRX00011406	Purchases	2268252	Ideal Supplies Inc	\$495.00	
3/8/2018	353,194	PMTRX00011403	Purchases	943641	Janell Inc.	\$17.50	
3/8/2018	353,195	PMTRX00011403	Purchases	943642	Janell Inc.	\$67.00	
3/8/2018	353,672	PMTRX00011415	Purchases	2268266	Ideal Supplies Inc	\$105.00	
3/8/2018	353,673	PMTRX00011415	Purchases	2268261	Ideal Supplies Inc	\$165.00	
3/9/2018	354,510	PMTRX00011427	Purchases	927302	Lowe's	\$41.72	
3/12/2018	353,366	PMTRX00011407	Purchases	A200765	Southern States	\$177.00	
3/12/2018	353,667	PMTRX00011415	Purchases	2268357	Ideal Supplies Inc	\$308.75	
3/12/2018	354,515	PMTRX00011427	Purchases	191958	Reis Concrete Products Inc	\$190.00	
3/13/2018	353,589	PMTRX00011412	Purchases	312425-4	Arts Rental Equipment & Supply	\$656.34	
3/13/2018	353,665	PMTRX00011415	Purchases	2268380	Ideal Supplies Inc	\$440.00	
3/13/2018	353,666	PMTRX00011415	Purchases	2268392	Ideal Supplies Inc	\$330.00	
3/13/2018	353,674	PMTRX00011415	Purchases	943884	Janell Inc.	\$43.20	
3/14/2018	353,656	PMTRX00011415	Purchases	2268424	Ideal Supplies Inc	\$220.00	
3/14/2018	353,670	PMTRX00011415	Purchases	2268435	Ideal Supplies Inc	\$607.50	
3/14/2018	353,698	PMTRX00011416	Purchases	945842	Lowe's	\$1,432.62	
3/14/2018	354,509	PMTRX00011427	Purchases	927204	Lowe's	\$773.31	
3/15/2018	353,592	PMTRX00011412	Purchases	103731	Bray Trucking Inc.	\$220.05	
3/15/2018	353,593	PMTRX00011412	Purchases	103719	Bray Trucking Inc.	\$1,350.41	
3/15/2018	353,595	PMTRX00011412	Purchases	103717	Bray Trucking Inc.	\$1,674.74	
3/15/2018	353,658	PMTRX00011415	Purchases	2268467	Ideal Supplies Inc	\$550.00	
3/15/2018	353,663	PMTRX00011415	Purchases	2268449	Ideal Supplies Inc	\$600.00	
3/15/2018	353,664	PMTRX00011415	Purchases	2268450	Ideal Supplies Inc	\$262.50	
3/15/2018	353,668	PMTRX00011415	Purchases	2268472	Ideal Supplies Inc	\$275.00	
3/15/2018	353,715	PMTRX00011416	Purchases	1803-973934	Pilot Lumber	\$11.49	
3/16/2018	353,660	PMTRX00011415	Purchases	2268492	Ideal Supplies Inc	\$550.00	
3/16/2018	353,661	PMTRX00011415	Purchases	2268489	Ideal Supplies Inc	\$412.50	
3/16/2018	354,062	RECVG00002341	Purchases	RCT0000010320	Florence Winwater Works	\$619.00	
3/19/2018	354,014	PMTRX00011420	Purchases	2268547	Ideal Supplies Inc	\$165.00	

3/19/2018	354,015	PMTRX00011420	Purchases	2268550	Ideal Supplies Inc	\$550.00	
3/19/2018	354,508	PMTRX00011427	Purchases	952963	Lowe's	\$9.44	
3/20/2018	354,012	PMTRX00011420	Purchases	2268577	Ideal Supplies Inc	\$610.00	
3/20/2018	354,013	PMTRX00011420	Purchases	2268579	Ideal Supplies Inc	\$485.00	
3/21/2018	354,498	PMTRX00011427	Purchases	1.80307E+11	Boone-Kenton Lumber Supply Co.	\$1,793.22	
3/22/2018	354,422	PMTRX00011425	Purchases	2268645	Ideal Supplies Inc	\$440.00	
3/22/2018	354,424	PMTRX00011425	Purchases	2268646	Ideal Supplies Inc	\$330.00	
3/23/2018	354,421	PMTRX00011425	Purchases	2268675	Ideal Supplies Inc	\$550.00	
3/26/2018	354,419	PMTRX00011425	Purchases	2268709	Ideal Supplies Inc	\$194.25	
3/27/2018	354,416	PMTRX00011425	Purchases	2268741	Ideal Supplies Inc	\$330.00	
3/27/2018	354,417	PMTRX00011425	Purchases	2268731	Ideal Supplies Inc	\$220.00	
3/29/2018	354,499	PMTRX00011427	Purchases	104072	Bray Trucking Inc.	\$807.11	
3/29/2018	354,506	PMTRX00011427	Purchases	2268779	Ideal Supplies Inc	\$825.00	
3/30/2018	354,322	GLTRX00046014				\$31,963.15	
3/30/2018	354,322	GLTRX00046014					\$1,927.47
3/31/2018	354,323	PMTRX00011424	Purchases	294299B-4	Arts Rental Equipment & Supply	\$320.00	
4/1/2018	354,662	PMTRX00011432	Purchases	104148	Bray Trucking Inc.	\$1,456.42	
4/1/2018	354,685	PMTRX00011432	Purchases	15543	Fedders Feed Co., J. H.	\$88.85	
4/1/2018	354,705	PMTRX00011433	Purchases	351288	Richie Trucking	\$1,137.50	
4/3/2018	354,655	PMTRX00011432	Purchases	294978B-3	Arts Rental Equipment & Supply	\$160.00	
4/3/2018	354,656	PMTRX00011432	Purchases	294299C-4	Arts Rental Equipment & Supply	\$160.00	
4/4/2018	355,061	PMTRX00011442	Purchases	2268940	Ideal Supplies Inc	\$275.00	
4/5/2018	355,064	PMTRX00011442	Purchases	2268975	Ideal Supplies Inc	\$220.00	
4/5/2018	355,065	PMTRX00011442	Purchases	2268979	Ideal Supplies Inc	\$232.50	
4/6/2018	354,713	PMTRX00011433	Purchases	2774	Seiter Farms Inc.	\$125.00	
4/6/2018	355,068	PMTRX00011442	Purchases	2269012	Ideal Supplies Inc	\$590.00	
4/6/2018	355,075	PMTRX00011442	Purchases	2269001	Ideal Supplies Inc	\$990.00	
4/6/2018	355,164	RECVG00002347	Purchases	RCT00000010357	Viking Supply, Inc	\$321.10	
4/6/2018	355,790	PMTRX00011460	Purchases	10910415	Hach Company	\$944.98	
4/9/2018	355,071	PMTRX00011442	Purchases	2269055	Ideal Supplies Inc	\$220.00	
4/9/2018	355,072	PMTRX00011442	Purchases	2269057	Ideal Supplies Inc	\$275.00	
4/9/2018	355,073	PMTRX00011442	Purchases	2269058	Ideal Supplies Inc	\$192.50	
4/9/2018	355,166	RECVG00002347	Purchases	RCT00000010359	Viking Supply, Inc	\$423.00	
4/9/2018	355,815	PMTRX00011461	Purchases	952681	Lowe's	\$2.94	
4/10/2018	355,051	PMTRX00011442	Purchases	2269103	Ideal Supplies Inc	\$540.00	
4/11/2018	354,990	PMTRX00011441	Purchases	323077-4	Arts Rental Equipment & Supply	\$23.50	
4/11/2018	355,047	PMTRX00011442	Purchases	2269138	Ideal Supplies Inc	\$675.00	
4/11/2018	355,049	PMTRX00011442	Purchases	2269141	Ideal Supplies Inc	\$330.00	
4/11/2018	355,136	PMTRX00011448	Purchases	A508121	Southern States	\$88.56	
4/12/2018	355,052	PMTRX00011442	Purchases	2269162	Ideal Supplies Inc	\$550.00	
4/12/2018	355,095	PMTRX00011445	Purchases	946129	Janell Inc.	\$48.00	
4/13/2018	355,054	PMTRX00011442	Purchases	2269195	Ideal Supplies Inc	\$440.00	
4/16/2018	355,803	PMTRX00011461	Purchases	2269224	Ideal Supplies Inc	\$303.75	
4/17/2018	355,450	RECVG00002349	Purchases	RCT00000010367	Viking Supply, Inc	\$379.50	
System:	DETAILED TRIAL B 9/24/2018	12:01:21 PM	Page:	300	User Date:	9/24/2018	User ID: skampsen
N Ky Water District							
4/17/2018	355,804	PMTRX00011461	Purchases	2269271	Ideal Supplies Inc	\$345.00	
4/18/2018	355,808	PMTRX00011461	Purchases	2269341	Ideal Supplies Inc	\$1,760.00	
4/19/2018	355,795	PMTRX00011461	Purchases	2269346	Ideal Supplies Inc	\$220.00	
4/19/2018	355,809	PMTRX00011461	Purchases	2269326	Ideal Supplies Inc	\$230.00	
4/23/2018	355,800	PMTRX00011461	Purchases	2269422	Ideal Supplies Inc	\$440.00	
4/24/2018	355,797	PMTRX00011461	Purchases	2269452	Ideal Supplies Inc	\$610.00	
4/24/2018	355,798	PMTRX00011461	Purchases	2269445	Ideal Supplies Inc	\$585.00	
4/25/2018	355,739	PMTRX00011460	Purchases	104637	Bray Trucking Inc.	\$924.49	
4/25/2018	355,741	PMTRX00011460	Purchases	104634	Bray Trucking Inc.	\$353.49	
4/25/2018	355,742	PMTRX00011460	Purchases	104636	Bray Trucking Inc.	\$756.10	
4/25/2018	355,802	PMTRX00011461	Purchases	2269490	Ideal Supplies Inc	\$550.00	
4/30/2018	355,972	GLTRX00046190				\$15,600.94	
4/30/2018	355,972	GLTRX00046190					\$1,410.71

5/1/2018	355,850	PMTRX00011461	Purchases	351289	Richie Trucking	\$1,137.50	
5/1/2018	356,049	PMTRX00011467	Purchases	15566	Fedders Feed Co., J. H.	\$3.35	
5/1/2018	356,054	PMTRX00011467	Purchases	2269576	Ideal Supplies Inc	\$180.00	
5/1/2018	356,085	PMTRX00011467	Purchases	A744623	Southern States	\$91.06	
5/1/2018	356,133	PMTRX00011468	Purchases	105428	Bray Trucking Inc.	\$686.45	
5/1/2018	356,135	PMTRX00011468	Purchases	105430	Bray Trucking Inc.	\$966.10	
5/1/2018	356,136	PMTRX00011468	Purchases	105429	Bray Trucking Inc.	\$453.64	
5/1/2018	356,152	PMTRX00011468	Purchases	2269735	Ideal Supplies Inc	\$600.00	
5/2/2018	356,099	RECVG00002352	Purchases	RCT0000010376	Consolidated Pipe & Supply Co Inc.	\$418.75	
5/2/2018	356,154	PMTRX00011468	Purchases	2269773	Ideal Supplies Inc	\$106.30	
5/3/2018	356,076	PMTRX00011467	Purchases	1805-982605	Pilot Lumber	\$7.94	
5/3/2018	356,155	PMTRX00011468	Purchases	2269788	Ideal Supplies Inc	\$27.96	
5/3/2018	356,156	PMTRX00011468	Purchases	2269808	Ideal Supplies Inc	\$180.00	
5/4/2018	356,158	PMTRX00011468	Purchases	2269830	Ideal Supplies Inc	\$180.00	
5/5/2018	356,056	PMTRX00011467	Purchases	948277	Janell Inc.	\$75.89	
5/6/2018	356,141	PMTRX00011468	Purchases	18845	Flaig Welding Co Inc	\$360.00	
5/7/2018	356,325	PMTRX00011472	Purchases	2269902	Ideal Supplies Inc	\$360.00	
5/7/2018	356,326	PMTRX00011472	Purchases	2269899	Ideal Supplies Inc	\$620.00	
5/7/2018	356,332	PMTRX00011472	Purchases	927106	Lowe's	\$29.18	
5/8/2018	356,324	PMTRX00011472	Purchases	2269926	Ideal Supplies Inc	\$870.00	
5/8/2018	356,382	RECVG00002354	Purchases	RCT0000010395	Viking Supply, Inc	\$1,700.00	
5/9/2018	356,166	PMTRX00011468	Purchases	A845538	Southern States	\$121.04	
5/9/2018	356,323	PMTRX00011472	Purchases	2269977	Ideal Supplies Inc	\$120.00	
5/10/2018	356,132	PMTRX00011468	Purchases	335756-3	Arts Rental Equipment & Supply	\$437.00	
5/10/2018	356,165	PMTRX00011468	Purchases	1805-984164	Pilot Lumber	\$49.44	
5/10/2018	356,321	PMTRX00011472	Purchases	2270016	Ideal Supplies Inc	\$385.00	
5/11/2018	356,319	PMTRX00011472	Purchases	2270043	Ideal Supplies Inc	\$360.00	
5/15/2018	356,640	PMTRX00011481	Purchases	2270158	Ideal Supplies Inc	\$785.00	
5/16/2018	356,641	PMTRX00011481	Purchases	2270204	Ideal Supplies Inc	\$300.00	
5/16/2018	356,642	PMTRX00011481	Purchases	2270201	Ideal Supplies Inc	\$300.00	
5/16/2018	356,674	PMTRX00011481	Purchases	18233	Taylor Brothers Excavating	\$30.00	
5/17/2018	356,631	PMTRX00011481	Purchases	2270230	Ideal Supplies Inc	\$180.00	
5/17/2018	356,632	PMTRX00011481	Purchases	2270232	Ideal Supplies Inc	\$420.00	
5/17/2018	356,633	PMTRX00011481	Purchases	2270233	Ideal Supplies Inc	\$180.00	
5/17/2018	356,673	PMTRX00011481	Purchases	A944315	Southeastern Equipment Co Inc	\$93.06	
5/17/2018	356,796	PMTRX00011484	Purchases	A944315	Southern States	\$93.06	
5/18/2018	356,629	PMTRX00011481	Purchases	2270263	Ideal Supplies Inc	\$570.00	
5/18/2018	356,634	PMTRX00011481	Purchases	2270287	Ideal Supplies Inc	\$240.00	
5/18/2018	356,637	PMTRX00011481	Purchases	2270283	Ideal Supplies Inc	\$180.00	
5/18/2018	356,638	PMTRX00011481	Purchases	2270282	Ideal Supplies Inc	\$630.00	
5/21/2018	357,270	PMTRX00011494	Purchases	2270329	Ideal Supplies Inc	\$180.00	
5/22/2018	357,260	PMTRX00011494	Purchases	2270367	Ideal Supplies Inc	\$240.00	
5/22/2018	357,261	PMTRX00011494	Purchases	2270368	Ideal Supplies Inc	\$227.00	
5/22/2018	357,262	PMTRX00011494	Purchases	2270370	Ideal Supplies Inc	\$797.50	
5/22/2018	357,271	PMTRX00011494	Purchases	2270365	Ideal Supplies Inc	\$510.75	
5/23/2018	357,341	PMTRX00011498	Purchases	179042	Viking Supply, Inc	\$404.00	
5/24/2018	356,814	PMTRX00011485	Purchases	941284	Lowe's	\$113.85	
5/24/2018	357,201	PMTRX00011492	Purchases	AR00204506	Badger Daylighting Corp.	\$1,630.00	
5/24/2018	357,266	PMTRX00011494	Purchases	2270440	Ideal Supplies Inc	\$580.00	
5/24/2018	357,267	PMTRX00011494	Purchases	2270454	Ideal Supplies Inc	\$227.00	
5/24/2018	357,282	PMTRX00011495	Purchases	925415	Lowe's	\$39.44	
5/25/2018	356,662	PMTRX00011481	Purchases	351290	Richie Trucking	\$1,137.50	
5/25/2018	356,826	PMTRX00011486	Purchases	105916	Bray Trucking Inc.	\$404.34	
5/25/2018	356,827	PMTRX00011486	Purchases	105918	Bray Trucking Inc.	\$457.26	
5/25/2018	356,829	PMTRX00011486	Purchases	105920	Bray Trucking Inc.	\$674.45	
5/25/2018	356,830	PMTRX00011486	Purchases	105919	Bray Trucking Inc.	\$747.70	
5/29/2018	356,762	PMVVR00001380	Purchases	A944315	Southeastern Equipment Co Inc		\$93.06
5/30/2018	356,861	PMTRX00011486	Purchases	927984..	Lowe's	\$12.96	
5/31/2018	357,199	PMTRX00011492	Purchases	303697-4	Arts Rental Equipment & Supply	\$52.29	

5/31/2018	357,272	PMTRX00011495	Purchases		950975	Janell Inc.	\$17.50	
5/31/2018	357,273	PMTRX00011495	Purchases		950974	Janell Inc.	\$116.40	
System:	DETAILED TRIAL B	9/24/2018	12:01:21 PM	Page:	301	User Date:	9/24/2018	User ID: skampsen
N Ky Water District								
5/31/2018	357,365	PMTRX00011499	Purchases		106162	Bray Trucking Inc.	\$699.10	
5/31/2018	357,367	PMTRX00011499	Purchases		106165	Bray Trucking Inc.	\$966.10	
5/31/2018	357,368	PMTRX00011499	Purchases		106163	Bray Trucking Inc.	\$806.00	
5/31/2018	357,369	PMTRX00011499	Purchases		106164	Bray Trucking Inc.	\$762.50	
5/31/2018	357,518	GLTRX00046377					\$13,487.94	
5/31/2018	357,518	GLTRX00046377						\$1,754.79
6/1/2018	357,603	PMTRX00011504	Purchases		346104-4	Arts Rental Equipment & Supply	\$62.00	
6/1/2018	357,670	PMTRX00011505	Purchases		15576	Fedders Feed Co., J. H.	\$13.90	
6/1/2018	357,684	PMTRX00011506	Purchases		2270627	Ideal Supplies Inc	\$340.50	
6/1/2018	357,685	PMTRX00011506	Purchases		2270628	Ideal Supplies Inc	\$420.00	
6/1/2018	357,687	PMTRX00011506	Purchases		2270591	Ideal Supplies Inc	\$600.00	
6/1/2018	357,689	PMTRX00011506	Purchases		2270552	Ideal Supplies Inc	\$240.00	
6/1/2018	358,071	PMTRX00011516	Purchases		178919	Viking Supply, Inc	\$1,664.00	
6/1/2018	358,072	PMTRX00011516	Purchases		178989	Viking Supply, Inc		\$1,664.00
6/1/2018	358,349	PMTRX00011522	Purchases		2270728	Ideal Supplies Inc	\$120.00	
6/1/2018	358,350	PMTRX00011522	Purchases		2270712	Ideal Supplies Inc	\$735.00	
6/1/2018	358,352	PMTRX00011522	Purchases		2270713	Ideal Supplies Inc	\$440.00	
6/1/2018	358,353	PMTRX00011522	Purchases		2270714	Ideal Supplies Inc	\$599.00	
6/1/2018	358,370	PMTRX00011522	Purchases		2270716	Ideal Supplies Inc	\$252.00	
6/4/2018	358,372	PMTRX00011522	Purchases		2270774	Ideal Supplies Inc	\$660.00	
6/4/2018	358,373	PMTRX00011522	Purchases		2270771	Ideal Supplies Inc	\$600.00	
6/5/2018	358,361	PMTRX00011522	Purchases		2270815	Ideal Supplies Inc	\$300.00	
6/5/2018	358,362	PMTRX00011522	Purchases		2270808	Ideal Supplies Inc	\$652.50	
6/6/2018	357,713	PMTRX00011507	Purchases		925703	Lowe's	\$1,432.62	
6/7/2018	357,988	PMTRX00011515	Purchases		2270894	Ideal Supplies Inc	\$150.00	
6/7/2018	357,989	PMTRX00011515	Purchases		2270892	Ideal Supplies Inc	\$600.00	
6/7/2018	357,990	PMTRX00011515	Purchases		2270891	Ideal Supplies Inc	\$540.00	
6/7/2018	357,991	PMTRX00011515	Purchases		2270890	Ideal Supplies Inc	\$1,450.00	
6/7/2018	358,535	PMTRX00011527	Purchases		1606809	Core & Main	\$448.78	
6/8/2018	357,690	PMTRX00011506	Purchases		952129	Janell Inc.	\$179.12	
6/8/2018	357,691	PMTRX00011506	Purchases		952001	Janell Inc.	\$1.75	
6/8/2018	358,366	PMTRX00011522	Purchases		2270921	Ideal Supplies Inc	\$180.00	
6/8/2018	358,367	PMTRX00011522	Purchases		2270902	Ideal Supplies Inc	\$300.00	
6/11/2018	358,067	PMTRX00011516	Purchases		18338	Taylor Brothers Excavating	\$220.00	
6/11/2018	358,766	PMTRX00011531	Purchases		910655	Lowe's	\$33.24	
6/12/2018	358,017	RECVG00002367	Purchases		RCT0000010460	Ferguson Waterworks	\$2,253.34	
6/12/2018	358,355	PMTRX00011522	Purchases		2270966	Ideal Supplies Inc	\$797.50	
6/13/2018	358,346	PMTRX00011522	Purchases		2271019	Ideal Supplies Inc	\$480.00	
6/13/2018	358,368	PMTRX00011522	Purchases		2271005	Ideal Supplies Inc	\$540.00	
6/14/2018	358,347	PMTRX00011522	Purchases		2271065	Ideal Supplies Inc	\$300.00	
6/14/2018	358,348	PMTRX00011522	Purchases		2271073	Ideal Supplies Inc	\$600.00	
6/14/2018	358,356	PMTRX00011522	Purchases		2271060	Ideal Supplies Inc	\$240.00	
6/14/2018	358,358	PMTRX00011522	Purchases		2271043	Ideal Supplies Inc	\$300.00	
6/15/2018	357,924	PMTRX00011513	Purchases		352975-4	Arts Rental Equipment & Supply	\$59.65	
6/15/2018	358,062	PMTRX00011516	Purchases		B245328	Southern States	\$91.10	
6/15/2018	358,344	PMTRX00011522	Purchases		2271089	Ideal Supplies Inc	\$680.00	
6/15/2018	358,345	PMTRX00011522	Purchases		2271103	Ideal Supplies Inc	\$180.00	
6/15/2018	358,360	PMTRX00011522	Purchases		2271096	Ideal Supplies Inc	\$720.00	
6/18/2018	358,475	PMTRX00011526	Purchases		2271128	Ideal Supplies Inc	\$240.00	
6/18/2018	358,477	PMTRX00011526	Purchases		2271149	Ideal Supplies Inc	\$120.00	
6/19/2018	358,478	PMTRX00011526	Purchases		2271188	Ideal Supplies Inc	\$129.00	
6/19/2018	358,479	PMTRX00011526	Purchases		2271189	Ideal Supplies Inc	\$360.00	
6/19/2018	358,720	PMTRX00011530	Purchases		1.80607E+11	Boone-Kenton Lumber Supply Co.	\$24.94	
6/20/2018	358,471	PMTRX00011526	Purchases		2271206	Ideal Supplies Inc	\$725.00	
6/20/2018	358,474	PMTRX00011526	Purchases		2271209	Ideal Supplies Inc	\$180.00	

6/20/2018	358,536	PMTRX00011527	Purchases	J053081	Core & Main		\$448.78
6/21/2018	358,264	PMTRX00011518	Purchases	355656-4	Arts Rental Equipment & Supply	\$325.00	
6/21/2018	358,473	PMTRX00011526	Purchases	2271239	Ideal Supplies Inc	\$360.00	
6/22/2018	358,046	PMTRX00011516	Purchases	351291	Richie Trucking	\$1,137.50	
6/22/2018	358,272	PMTRX00011518	Purchases	107221	Bray Trucking Inc.	\$986.12	
6/22/2018	358,274	PMTRX00011518	Purchases	107222	Bray Trucking Inc.	\$1,258.40	
6/22/2018	358,275	PMTRX00011518	Purchases	107223	Bray Trucking Inc.	\$651.00	
6/22/2018	358,276	PMTRX00011518	Purchases	107220	Bray Trucking Inc.	\$1,160.19	
6/22/2018	358,381	PMTRX00011522	Purchases	927318...	Lowe's	\$1.36	
6/22/2018	358,480	PMTRX00011526	Purchases	2271268	Ideal Supplies Inc	\$360.00	
6/22/2018	358,481	PMTRX00011526	Purchases	2271272	Ideal Supplies Inc	\$240.00	
6/22/2018	358,482	PMTRX00011526	Purchases	2271273	Ideal Supplies Inc	\$300.00	
6/22/2018	358,483	PMTRX00011526	Purchases	2271267	Ideal Supplies Inc	\$405.00	
6/25/2018	358,745	PMTRX00011530	Purchases	2271314	Ideal Supplies Inc	\$540.00	
6/25/2018	358,747	PMTRX00011530	Purchases	2271307	Ideal Supplies Inc	\$300.00	
6/26/2018	358,440	PMTRX00011526	Purchases	357582-4	Arts Rental Equipment & Supply	\$49.75	
6/26/2018	358,719	PMTRX00011530	Purchases	1.80607E+11	Boone-Kenton Lumber Supply Co.	\$28.76	
6/26/2018	358,744	PMTRX00011530	Purchases	2271350	Ideal Supplies Inc	\$340.50	
6/27/2018	358,489	PMTRX00011526	Purchases	953611	Janell Inc.	\$125.36	
System:	DETAILED TRIAL B 9/24/2018	12:01:21 PM	Page:	302	User Date:	9/24/2018	User ID: skampsen

N Ky Water District

6/27/2018	358,740	PMTRX00011530	Purchases	2271375	Ideal Supplies Inc	\$240.00	
6/27/2018	358,741	PMTRX00011530	Purchases	2271376	Ideal Supplies Inc	\$240.00	
6/27/2018	358,742	PMTRX00011530	Purchases	2271374	Ideal Supplies Inc	\$326.25	
6/27/2018	358,743	PMTRX00011530	Purchases	2271373	Ideal Supplies Inc	\$720.00	
6/28/2018	358,738	PMTRX00011530	Purchases	2271417	Ideal Supplies Inc	\$725.00	
6/29/2018	358,656	PMTRX00011529	Purchases	246695	Crescent Springs Hardware	\$5.98	
6/29/2018	358,735	PMTRX00011530	Purchases	2271467	Ideal Supplies Inc	\$240.00	
6/29/2018	358,737	PMTRX00011530	Purchases	2271428	Ideal Supplies Inc	\$318.75	
6/30/2018	358,841	GLTRX00046553				\$16,547.04	
6/30/2018	358,841	GLTRX00046553					\$2,158.04
6/30/2018	358,842	GLTRX00046554					\$1,115.43

Totals:			Account:	620-6002-031	Net Change	Ending Balance	\$301,425.28	\$18,513.78
Account:	620-6003-025	Description:	Generator maintenance and fuel	Beginning Balance:	\$282,911.50	\$282,911.50		
Trx Date	Jrnl No.	Orig. Audit Trail	Distribution Reference	Orig. Master Number	Orig. Master Name	Debit	Credit	
2/1/2018	351,866	PMTRX00011375	Purchases	743-123161	KOI Enterprises, Inc	\$40.74		
2/2/2018	351,823	PMTRX00011374	Purchases	PSV138609	Buckeye Power Sales Co., Inc	\$788.00		
2/13/2018	352,259	PMTRX00011384	Purchases	PSV139610	Buckeye Power Sales Co., Inc	\$426.20		
2/15/2018	352,414	PMTRX00011388	Purchases	49840	Bray Truck & Parts	\$370.04		
3/1/2018	353,141	PMTRX00011402	Purchases	740-181994	KOI Enterprises, Inc	\$21.57		
3/13/2018	353,474	PMTRX00011410	Purchases	869669	JD Power Systems	\$182.38		
4/25/2018	355,347	PMTRX00011452	Purchases	664854	A & S Electric Supply, Inc.	\$68.00		
5/14/2018	356,773	PMTRX00011484	Purchases	PSV147097	Buckeye Power Sales Co., Inc	\$2,522.00		
5/29/2018	357,370	PMTRX00011499	Purchases	PSV148203	Buckeye Power Sales Co., Inc	\$2,312.58		

Totals:			Account:	620-6003-025	Net Change	Ending Balance	\$6,731.51	\$0.00
Account:	620-6003-031	Description:	Materials & Supplies - Dist. Services	Beginning Balance:	\$6,731.51	\$6,731.51		
Trx Date	Jrnl No.	Orig. Audit Trail	Distribution Reference	Orig. Master Number	Orig. Master Name	Debit	Credit	
1/11/2018	350,379	RECVG00002316	Purchases	RCT0000010159	Core & Main	\$2,714.00		
1/11/2018	350,815	PMTRX00011348	Purchases	2266903	Ideal Supplies Inc	\$135.00		
1/19/2018	351,234	PMTRX00011360	Purchases	2267127	Ideal Supplies Inc	\$120.00		
1/23/2018	351,233	PMTRX00011360	Purchases	2267170	Ideal Supplies Inc	\$180.00		
1/24/2018	351,232	PMTRX00011360	Purchases	2267210	Ideal Supplies Inc	\$265.00		
1/26/2018	351,237	PMTRX00011360	Purchases	2267274	Ideal Supplies Inc	\$180.00		
1/26/2018	351,238	PMTRX00011360	Purchases	2267250	Ideal Supplies Inc	\$259.00		
1/29/2018	351,025	PMTRX00011354	Purchases	242615	Crescent Springs Hardware	\$30.97		
1/31/2018	351,516	GLTRX00045634				\$15,710.32		
1/31/2018	351,516	GLTRX00045634					\$628.60	

2/1/2018	351,620	PMTRX00011369	Purchases	2267346	Ideal Supplies Inc	\$259.00	
2/1/2018	351,626	PMTRX00011369	Purchases	2267395	Ideal Supplies Inc	\$180.00	
2/1/2018	351,862	PMTRX00011375	Purchases	2267479	Ideal Supplies Inc	\$229.00	
2/1/2018	351,988	PMTRX00011378	Purchases	102029	Bray Trucking Inc.	\$411.49	
2/1/2018	351,990	PMTRX00011378	Purchases	102028	Bray Trucking Inc.	\$3,950.10	
2/2/2018	351,859	PMTRX00011375	Purchases	2267503	Ideal Supplies Inc	\$300.00	
2/5/2018	351,856	PMTRX00011375	Purchases	2267539	Ideal Supplies Inc	\$150.00	
2/6/2018	351,851	PMTRX00011375	Purchases	2267569	Ideal Supplies Inc	\$201.75	
2/6/2018	351,853	PMTRX00011375	Purchases	2267578	Ideal Supplies Inc	\$180.00	
2/8/2018	351,816	PMTRX00011374	Purchases	302885-4	Arts Rental Equipment & Supply	\$306.46	
2/8/2018	352,344	PMTRX00011386	Purchases	2267643	Ideal Supplies Inc	\$120.00	
2/8/2018	352,345	PMTRX00011386	Purchases	2267642	Ideal Supplies Inc	\$120.00	
2/9/2018	352,337	PMTRX00011386	Purchases	2267660	Ideal Supplies Inc	\$211.75	
2/12/2018	352,336	PMTRX00011386	Purchases	2267701	Ideal Supplies Inc	\$289.00	
2/13/2018	352,334	PMTRX00011386	Purchases	2267733	Ideal Supplies Inc	\$120.00	
2/28/2018	352,971	GLTRX00045846				\$19,812.43	
2/28/2018	352,971	GLTRX00045846					\$1,617.28
3/1/2018	352,639	PMTRX00011391	Purchases	351287	Richie Trucking	\$487.50	
3/1/2018	353,058	PMTRX00011399	Purchases	103481	Bray Trucking Inc.	\$99.10	
3/1/2018	353,059	PMTRX00011399	Purchases	103482	Bray Trucking Inc.	\$725.54	
3/1/2018	353,060	PMTRX00011399	Purchases	103483	Bray Trucking Inc.	\$62.40	
3/1/2018	353,061	PMTRX00011399	Purchases	103531	Bray Trucking Inc.	\$503.61	
3/1/2018	353,184	PMTRX00011403	Purchases	2267908	Ideal Supplies Inc	\$120.00	
3/1/2018	353,188	PMTRX00011403	Purchases	2267960	Ideal Supplies Inc	\$335.00	
3/1/2018	353,190	PMTRX00011403	Purchases	2268025	Ideal Supplies Inc	\$180.00	
3/1/2018	353,192	PMTRX00011403	Purchases	2267856	Ideal Supplies Inc	\$289.00	
3/1/2018	353,193	PMTRX00011403	Purchases	2267866	Ideal Supplies Inc	\$180.00	
3/2/2018	353,072	PMTRX00011399	Purchases	2268134	Ideal Supplies Inc	\$550.00	
3/5/2018	353,331	PMTRX00011406	Purchases	2268185	Ideal Supplies Inc	\$110.00	
3/7/2018	353,333	PMTRX00011406	Purchases	2268243	Ideal Supplies Inc	\$610.00	
3/7/2018	353,334	PMTRX00011406	Purchases	2268250	Ideal Supplies Inc	\$165.00	
System:	DETAILED TRIAL B 9/24/2018	12:01:21 PM	Page:	303	User Date:	9/24/2018	User ID: skampsen
N Ky Water District							
3/9/2018	353,671	PMTRX00011415	Purchases	2268286	Ideal Supplies Inc	\$220.00	
3/9/2018	353,792	RECVG00002340	Purchases	RCT0000010311	Florence Winwater Works	\$191.88	
3/9/2018	353,793	RECVG00002340	Purchases	RCT0000010312	Florence Winwater Works	\$127.92	
3/14/2018	353,655	PMTRX00011415	Purchases	2268432	Ideal Supplies Inc	\$220.00	
3/14/2018	353,657	PMTRX00011415	Purchases	2268425	Ideal Supplies Inc	\$25.98	
3/14/2018	353,662	PMTRX00011415	Purchases	2268429	Ideal Supplies Inc	\$110.00	
3/15/2018	353,594	PMTRX00011412	Purchases	103718	Bray Trucking Inc.	\$303.38	
3/15/2018	353,595	PMTRX00011412	Purchases	103717	Bray Trucking Inc.	\$717.75	
3/15/2018	353,669	PMTRX00011415	Purchases	2268473	Ideal Supplies Inc	\$330.00	
3/16/2018	353,659	PMTRX00011415	Purchases	2268510	Ideal Supplies Inc	\$165.00	
3/22/2018	354,423	PMTRX00011425	Purchases	2268631	Ideal Supplies Inc	\$270.00	
3/23/2018	354,414	PMTRX00011425	Purchases	2268668	Ideal Supplies Inc	\$400.00	
3/23/2018	354,415	PMTRX00011425	Purchases	2268674	Ideal Supplies Inc	\$165.00	
3/26/2018	354,030	PMTRX00011420	Purchases	1803-975461	Pilot Lumber	\$7.94	
3/26/2018	354,420	PMTRX00011425	Purchases	2268723	Ideal Supplies Inc	\$220.00	
3/27/2018	354,418	PMTRX00011425	Purchases	2268735	Ideal Supplies Inc	\$82.50	
3/28/2018	354,155	PMTRX00011422	Purchases	317654-4	Arts Rental Equipment & Supply	\$21.25	
3/28/2018	354,161	PMTRX00011422	Purchases	243941	Crescent Springs Hardware	\$2.28	
3/28/2018	354,162	PMTRX00011422	Purchases	243960	Crescent Springs Hardware	\$11.98	
3/28/2018	354,505	PMTRX00011427	Purchases	2268763	Ideal Supplies Inc	\$110.00	
3/29/2018	354,500	PMTRX00011427	Purchases	104063	Bray Trucking Inc.	\$192.00	
3/30/2018	354,322	GLTRX00046014				\$21,253.32	
3/30/2018	354,322	GLTRX00046014					\$584.51
4/1/2018	354,661	PMTRX00011432	Purchases	104149	Bray Trucking Inc.	\$71.06	
4/1/2018	354,662	PMTRX00011432	Purchases	104148	Bray Trucking Inc.	\$624.18	
4/1/2018	354,705	PMTRX00011433	Purchases	351288	Richie Trucking	\$487.50	



4/1/2018	355,007	PMTRX00011441	Purchases	243331	Crescent Springs Hardware	\$3.99	
4/1/2018	355,816	PMTRX00011461	Purchases	927428	Lowe's	\$9.40	
4/2/2018	355,058	PMTRX00011442	Purchases	2268899	Ideal Supplies Inc	\$197.50	
4/2/2018	355,059	PMTRX00011442	Purchases	2268901	Ideal Supplies Inc	\$270.00	
4/2/2018	355,060	PMTRX00011442	Purchases	2268907	Ideal Supplies Inc	\$330.00	
4/4/2018	355,057	PMTRX00011442	Purchases	2268945	Ideal Supplies Inc	\$264.00	
4/4/2018	355,066	PMTRX00011442	Purchases	2268951	Ideal Supplies Inc	\$165.00	
4/4/2018	355,067	PMTRX00011442	Purchases	2269002	Ideal Supplies Inc	\$250.00	
4/6/2018	355,063	PMTRX00011442	Purchases	2269014	Ideal Supplies Inc	\$165.00	
4/6/2018	355,069	PMTRX00011442	Purchases	2269013	Ideal Supplies Inc	\$82.50	
4/6/2018	355,074	PMTRX00011442	Purchases	2268997	Ideal Supplies Inc	\$165.00	
4/9/2018	355,070	PMTRX00011442	Purchases	2269043	Ideal Supplies Inc	\$255.00	
4/10/2018	355,050	PMTRX00011442	Purchases	2269097	Ideal Supplies Inc	\$165.00	
4/10/2018	355,062	PMTRX00011442	Purchases	2269090	Ideal Supplies Inc	\$495.00	
4/11/2018	355,048	PMTRX00011442	Purchases	2269137	Ideal Supplies Inc	\$165.00	
4/12/2018	355,053	PMTRX00011442	Purchases	2269153	Ideal Supplies Inc	\$265.00	
4/12/2018	355,056	PMTRX00011442	Purchases	2269172	Ideal Supplies Inc	\$165.00	
4/13/2018	355,055	PMTRX00011442	Purchases	2269200	Ideal Supplies Inc	\$220.00	
4/18/2018	355,439	PMTRX00011453	Purchases	18141	Sumerel Tire Co., Inc., Bob	\$70.00	
4/18/2018	355,481	PMVVR00001377	Purchases	18141	Sumerel Tire Co., Inc., Bob		\$70.00
4/18/2018	355,482	PMTRX00011455	Purchases	18141	Taylor Brothers Excavating	\$70.00	
4/18/2018	355,806	PMTRX00011461	Purchases	2269314	Ideal Supplies Inc	\$110.00	
4/18/2018	355,807	PMTRX00011461	Purchases	2269292	Ideal Supplies Inc	\$270.00	
4/20/2018	355,793	PMTRX00011461	Purchases	2269359	Ideal Supplies Inc	\$281.25	
4/20/2018	355,794	PMTRX00011461	Purchases	2269376	Ideal Supplies Inc	\$275.00	
4/20/2018	355,796	PMTRX00011461	Purchases	2269358	Ideal Supplies Inc	\$825.00	
4/23/2018	355,799	PMTRX00011461	Purchases	2269423	Ideal Supplies Inc	\$255.00	
4/25/2018	355,740	PMTRX00011460	Purchases	104635	Bray Trucking Inc.	\$704.64	
4/25/2018	355,742	PMTRX00011460	Purchases	104636	Bray Trucking Inc.	\$324.16	
4/25/2018	355,801	PMTRX00011461	Purchases	2269486	Ideal Supplies Inc	\$165.00	
4/26/2018	355,805	PMTRX00011461	Purchases	2269520	Ideal Supplies Inc	\$270.00	
4/30/2018	355,972	GLTRX00046190				\$20,344.37	
4/30/2018	355,972	GLTRX00046190					\$1,619.49
5/1/2018	355,850	PMTRX00011461	Purchases	351289	Richie Trucking	\$487.50	
5/1/2018	356,053	PMTRX00011467	Purchases	2269554	Ideal Supplies Inc	\$287.00	
5/1/2018	356,055	PMTRX00011467	Purchases	2269620	Ideal Supplies Inc	\$340.50	
5/1/2018	356,134	PMTRX00011468	Purchases	105431	Bray Trucking Inc.	\$238.95	
5/1/2018	356,135	PMTRX00011468	Purchases	105430	Bray Trucking Inc.	\$414.04	
5/1/2018	356,151	PMTRX00011468	Purchases	2269734	Ideal Supplies Inc	\$287.00	
5/2/2018	356,150	PMTRX00011468	Purchases	2269761	Ideal Supplies Inc	\$313.75	
5/3/2018	356,089	PMTRX00011467	Purchases	18190	Taylor Brothers Excavating	\$130.00	
5/4/2018	356,157	PMTRX00011468	Purchases	2269827	Ideal Supplies Inc	\$200.25	
5/4/2018	356,159	PMTRX00011468	Purchases	2269843	Ideal Supplies Inc	\$150.00	
5/4/2018	356,160	PMTRX00011468	Purchases	2269845	Ideal Supplies Inc	\$180.00	
5/7/2018	356,327	PMTRX00011472	Purchases	2269898	Ideal Supplies Inc	\$180.00	
5/9/2018	356,167	PMTRX00011468	Purchases	A845926	Southern States	\$77.11	
5/10/2018	356,322	PMTRX00011472	Purchases	2270006	Ideal Supplies Inc	\$215.25	
5/11/2018	356,320	PMTRX00011472	Purchases	2270045	Ideal Supplies Inc	\$113.50	
System:	DETAILED TRIAL B 9/24/2018	12:01:21 PM	Page:	304	User Date:	9/24/2018	User ID: skampsen
N Ky Water District							
5/14/2018	356,639	PMTRX00011481	Purchases	2270115	Ideal Supplies Inc	\$210.25	
5/18/2018	356,630	PMTRX00011481	Purchases	2270271	Ideal Supplies Inc	\$277.00	
5/18/2018	356,635	PMTRX00011481	Purchases	2270285	Ideal Supplies Inc	\$660.00	
5/18/2018	356,636	PMTRX00011481	Purchases	2270284	Ideal Supplies Inc	\$120.00	
5/21/2018	356,997	RECVG00002358	Purchases	RCT0000010410	Fortiline, Inc.	\$152.00	
5/21/2018	357,263	PMTRX00011494	Purchases	2270328	Ideal Supplies Inc	\$180.00	
5/23/2018	357,268	PMTRX00011494	Purchases	2270406	Ideal Supplies Inc	\$113.50	
5/23/2018	357,269	PMTRX00011494	Purchases	2270411	Ideal Supplies Inc	\$120.00	
5/23/2018	357,363	RECVG00002362	Purchases	RCT0000010440	Fortiline, Inc.	\$285.00	

5/24/2018	357,265	PMTRX00011494	Purchases	2270459	Ideal Supplies Inc	\$120.00	
5/25/2018	356,662	PMTRX00011481	Purchases	351290	Richie Trucking	\$487.50	
5/25/2018	356,828	PMTRX00011486	Purchases	105917	Bray Trucking Inc.	\$401.25	
5/25/2018	356,829	PMTRX00011486	Purchases	105920	Bray Trucking Inc.	\$289.05	
5/25/2018	356,830	PMTRX00011486	Purchases	105919	Bray Trucking Inc.	\$320.44	
5/25/2018	357,264	PMTRX00011494	Purchases	2270495	Ideal Supplies Inc	\$180.00	
5/31/2018	357,366	PMTRX00011499	Purchases	106161	Bray Trucking Inc.	\$360.89	
5/31/2018	357,367	PMTRX00011499	Purchases	106165	Bray Trucking Inc.	\$414.04	
5/31/2018	357,369	PMTRX00011499	Purchases	106164	Bray Trucking Inc.	\$326.78	
5/31/2018	357,518	GLTRX00046377				\$17,378.09	
6/1/2018	357,686	PMTRX00011506	Purchases	2270594	Ideal Supplies Inc	\$180.00	
6/1/2018	357,688	PMTRX00011506	Purchases	2270555	Ideal Supplies Inc	\$240.00	
6/4/2018	358,351	PMTRX00011522	Purchases	2270785	Ideal Supplies Inc	\$660.00	
6/4/2018	358,371	PMTRX00011522	Purchases	2270772	Ideal Supplies Inc	\$625.00	
6/6/2018	358,363	PMTRX00011522	Purchases	2270839	Ideal Supplies Inc	\$180.00	
6/6/2018	358,364	PMTRX00011522	Purchases	2270846	Ideal Supplies Inc	\$210.00	
6/6/2018	358,365	PMTRX00011522	Purchases	2270858	Ideal Supplies Inc	\$240.00	
6/11/2018	358,718	PMTRX00011530	Purchases	1.80607E+11	Boone-Kenton Lumber Supply Co.	\$12.47	
6/12/2018	357,987	PMTRX00011515	Purchases	2270982	Ideal Supplies Inc	\$360.00	
6/12/2018	358,354	PMTRX00011522	Purchases	2270970	Ideal Supplies Inc	\$180.00	
6/13/2018	358,369	PMTRX00011522	Purchases	2271000	Ideal Supplies Inc	\$227.00	
6/14/2018	358,357	PMTRX00011522	Purchases	2271059	Ideal Supplies Inc	\$255.38	
6/14/2018	358,359	PMTRX00011522	Purchases	2271042	Ideal Supplies Inc	\$313.75	
6/18/2018	358,476	PMTRX00011526	Purchases	2271129	Ideal Supplies Inc	\$272.00	
6/21/2018	358,472	PMTRX00011526	Purchases	2271235	Ideal Supplies Inc	\$287.00	
6/22/2018	358,046	PMTRX00011516	Purchases	351291	Richie Trucking	\$487.50	
6/22/2018	358,273	PMTRX00011518	Purchases	107224	Bray Trucking Inc.	\$452.41	
6/22/2018	358,274	PMTRX00011518	Purchases	107222	Bray Trucking Inc.	\$539.31	
6/22/2018	358,276	PMTRX00011518	Purchases	107220	Bray Trucking Inc.	\$497.23	
6/25/2018	358,746	PMTRX00011530	Purchases	2271309	Ideal Supplies Inc	\$180.00	
6/27/2018	358,739	PMTRX00011530	Purchases	2271385	Ideal Supplies Inc	\$290.00	
6/29/2018	358,734	PMTRX00011530	Purchases	2271468	Ideal Supplies Inc	\$180.00	
6/29/2018	358,736	PMTRX00011530	Purchases	2271447	Ideal Supplies Inc	\$262.00	
6/30/2018	358,841	GLTRX00046553				\$21,749.83	
6/30/2018	358,841	GLTRX00046553					\$2,174.57

Account:	Trx Date	Jrnl No.	Orig. Audit Trail	Totals:	Account:	620-6003-031	Net Change	Ending Balance	Debit	Credit
				Description:	Materials & Supplies - Dist. Hydrants	Beginning Balance:	\$152,977.22	\$152,977.22	\$159,671.67	\$6,694.45
				Distribution Reference		Orig. Master Number	\$0.00			
	1/31/2018	351,516	GLTRX00045634						\$7,169.86	
	2/12/2018	351,917	RECVG00002329	Purchases		RCT0000010239			\$783.00	
	2/28/2018	352,971	GLTRX00045846						\$6,935.97	
	3/20/2018	354,011	PMTRX00011420	Purchases		2268576			\$330.00	
	3/20/2018	354,044	PMTRX00011420	Purchases		64043			\$165.13	
	3/22/2018	354,152	RECVG00002342	Purchases		RCT0000010328			\$425.00	
	3/30/2018	354,322	GLTRX00046014						\$14,743.36	
	3/30/2018	354,322	GLTRX00046014							\$3,584.86
	4/13/2018	355,440	PMTRX00011453	Purchases		69348			\$229.44	
	4/19/2018	355,382	PMTRX00011452	Purchases		244533			\$11.97	
	4/30/2018	355,972	GLTRX00046190						\$23,081.54	
	5/4/2018	356,170	PMTRX00011468	Purchases		64498			\$185.22	
	5/30/2018	357,350	RECVG00002361	Purchases		RCT0000010427			\$2,437.50	
	5/31/2018	357,518	GLTRX00046377						\$18,202.98	
	6/7/2018	357,764	RECVG00002364	Purchases		RCT0000010448			\$2,998.00	
	6/8/2018	358,020	RECVG00002367	Purchases		RCT0000010463			\$68.90	
	6/30/2018	358,841	GLTRX00046553						\$17,281.56	

Account:	620-6006-031	Totals:	Account:	620-6005-031	Net Change	Ending Balance	\$91,464.57	\$95,049.43	\$3,584.86
		Description:	Materials & Supplies - Dist. Misc. Maint	Beginning Balance:	\$0.00				

Trx Date	Jrnl No.	Orig. Audit Trail	Distribution Reference	Page:	Orig. Master Number	Orig. Master Name	9/24/2018	Debit	Credit
System:	DETAILED TRIAL B 9/24/2018		12:01:21 PM		305	User Date:	9/24/2018	User ID:	skampsen
N Ky Water District									
1/3/2018	350,156	PMTRX00011331	Purchases		6-045-18681	Federal Express		\$99.05	
1/23/2018	350,788	PMTRX00011347	Purchases		242490	Crescent Springs Hardware		\$160.83	
3/1/2018	354,042	PMTRX00011420	Purchases		91966	Tool House Inc.		\$257.00	
3/20/2018	354,484	PMTRX00011426	Purchases		97708	Tool House Inc.		\$851.34	
4/4/2018	354,686	PMTRX00011432	Purchases		6-139-53740	Federal Express		\$21.44	
4/25/2018	355,779	PMTRX00011460	Purchases		6-161-37164	Federal Express		\$55.61	
4/30/2018	355,763	PMTRX00011460	Purchases		244789	Crescent Springs Hardware		\$493.41	
5/1/2018	356,022	PMTRX00011465	Purchases		244561	Crescent Springs Hardware		\$12.00	
5/9/2018	356,312	PMTRX00011472	Purchases		6-175-97297	Federal Express		\$81.68	
5/23/2018	356,854	PMTRX00011486	Purchases		6-190-99260	Federal Express		\$53.52	
			Totals:	Account:	620-6006-031	Net Change	Ending Balance		
			Description:	Inventory Adjustment		\$2,085.88	\$2,085.88	\$2,085.88	\$0.00
Account:	620-6009-031					Beginning Balance:			
Trx Date	Jrnl No.	Orig. Audit Trail	Distribution Reference		Orig. Master Number	Orig. Master Name		Debit	Credit
6/30/2018	358,843	GLTRX00046555						\$3,162.72	
			Totals:	Account:	620-6009-031	Net Change	Ending Balance		
			Description:	Office Supplies- Account Service		\$3,162.72	\$3,162.72	\$3,162.72	\$0.00
Account:	620-7001-052					Beginning Balance:			
Trx Date	Jrnl No.	Orig. Audit Trail	Distribution Reference		Orig. Master Number	Orig. Master Name		Debit	Credit
1/2/2018	350,880	PMTRX00011350	Purchases		1006204537	Pitney Bowes Inc.		\$407.97	
1/3/2018	350,175	PMTRX00011331	Purchases		383496	Minuteman/Design Press		\$241.20	
1/18/2018	350,870	PMTRX00011350	Purchases		998128	Mailender Inc.		\$9.61	
1/18/2018	350,871	PMTRX00011350	Purchases		998129	Mailender Inc.		\$257.85	
1/20/2018	351,146	PMTRX00011356	Purchases		3366023141	Staples Advantage		\$3.95	
1/20/2018	351,147	PMTRX00011356	Purchases		3366023140	Staples Advantage		\$16.19	
2/1/2018	351,898	PMTRX00011375	Purchases		3366710589	Staples Advantage		\$3.30	
2/1/2018	351,899	PMTRX00011375	Purchases		3366710587	Staples Advantage		\$9.64	
2/3/2018	352,012	PMTRX00011378	Purchases		3367884536	Staples Advantage		\$20.85	
2/3/2018	352,013	PMTRX00011378	Purchases		3367884538	Staples Advantage		\$68.00	
2/6/2018	351,646	PMTRX00011370	Purchases		383701	Minuteman/Design Press		\$75.60	
2/12/2018	352,402	PMTRX00011387	Purchases		1000989	Mailender Inc.		\$31.47	
2/13/2018	352,308	RECVG00002330	Purchases		RCT0000010244	ITsavvy LLC		\$1,393.28	
2/13/2018	352,358	PMTRX00011386	Purchases		383744	Minuteman/Design Press		\$241.20	
2/28/2018	352,723	PMTRX00011394	Purchases		2020734	Dove Data Products, Inc.		\$340.00	
3/1/2018	353,148	PMTRX00011402	Purchases		1002912	Mailender Inc.		\$120.73	
3/1/2018	353,154	PMTRX00011402	Purchases		3369801781	Staples Advantage		\$30.83	
3/1/2018	353,482	PMTRX00011410	Purchases		3305603241	Pitney Bowes Inc.		\$765.12	
3/7/2018	353,479	PMTRX00011410	Purchases		383930	Minuteman/Design Press		\$117.00	
3/10/2018	353,723	PMTRX00011416	Purchases		3371624630	Staples Advantage		\$22.85	
3/17/2018	354,038	PMTRX00011420	Purchases		3372215211	Staples Advantage		\$10.64	
3/17/2018	354,039	PMTRX00011420	Purchases		3372215212	Staples Advantage		\$22.99	
3/24/2018	354,516	PMTRX00011427	Purchases		3372772278	Staples Advantage		\$6.30	
4/1/2018	355,138	PMTRX00011448	Purchases		3373506069	Staples Advantage		\$26.70	
4/1/2018	355,139	PMTRX00011448	Purchases		3373506070	Staples Advantage		\$26.70	
4/6/2018	355,118	PMTRX00011445	Purchases		1.23528E+11	Office Depot, Inc.		\$211.03	
4/6/2018	355,119	PMTRX00011445	Purchases		1.23338E+11	Office Depot, Inc.		\$330.00	
4/7/2018	355,114	PMTRX00011445	Purchases		384131	Minuteman/Design Press		\$158.40	
4/19/2018	355,887	PMTRX00011462	Purchases		1.28711E+11	Office Depot, Inc.		\$153.00	
4/24/2018	355,885	PMTRX00011462	Purchases		1009380	Mailender Inc.		\$350.64	
4/25/2018	355,827	PMTRX00011461	Purchases		384232	Minuteman/Design Press		\$659.20	
4/30/2018	355,828	PMTRX00011461	Purchases		384249	Minuteman/Design Press		\$194.00	
5/1/2018	356,064	PMTRX00011467	Purchases		1009522	Mailender Inc.		\$54.51	
5/1/2018	356,073	PMTRX00011467	Purchases		1.31211E+11	Office Depot, Inc.		\$16.67	
5/2/2018	356,656	PMTRX00011481	Purchases		1.34665E+11	Office Depot, Inc.		\$38.33	
5/2/2018	356,657	PMTRX00011481	Purchases		1.315E+11	Office Depot, Inc.		\$127.00	
5/3/2018	356,651	PMTRX00011481	Purchases		1010284	Mailender Inc.		\$99.85	

5/21/2018	357,306	PMTRX00011496	Purchases	1.41221E+11	Office Depot, Inc.	\$118.78		
5/23/2018	356,652	PMTRX00011481	Purchases	384425	Minuteman/Design Press	\$241.20		
5/23/2018	357,302	PMTRX00011496	Purchases	1.42349E+11	Office Depot, Inc.	\$11.45		
5/26/2018	357,325	PMTRX00011497	Purchases	3379170768	Staples Advantage	\$31.74		
5/26/2018	357,326	PMTRX00011497	Purchases	3379170770	Staples Advantage	\$8.67		
6/1/2018	357,731	PMTRX00011507	Purchases	3306229587	Pitney Bowes Inc.	\$765.12		
6/8/2018	358,034	PMTRX00011516	Purchases	1.489E+11	Office Depot, Inc.	\$636.00		
6/11/2018	358,409	PMTRX00011524	Purchases	1.49485E+11	Office Depot, Inc.	\$32.39		
6/13/2018	358,413	PMTRX00011524	Purchases	1.48871E+11	Office Depot, Inc.	\$369.00		
6/25/2018	358,674	PMTRX00011529	Purchases	1.55597E+11	Office Depot, Inc.	\$330.00		

			Totals:	Account:	620-7001-052	Net Change	Ending Balance		
			12:01:21 PM	Page:	306	\$9,206.95	\$9,206.95	\$9,206.95	\$0.00
System:	DETAILED TRIAL B 9/24/2018					User Date:	9/24/2018	User ID:	skampsen

N Ky Water District			Account: 620-7001-056		Description: Material & Supplies - Office	Beginning Balance:	\$0.00		
Trx Date	Jrnl No.	Orig. Audit Trail	Distribution Reference	Orig. Master Number	Orig. Master Name		Debit	Credit	
6/13/2018	358,010	PMTRX00011515	Purchases	384554	Minuteman/Design Press		\$46.00		

			Totals:	Account:	620-7001-056	Net Change	Ending Balance		
					\$46.00	\$46.00	\$46.00	\$0.00	

Account: 620-7002-051			Description: Materials & Supplies-Shop &Tools Field		Beginning Balance:	\$0.00			
Trx Date	Jrnl No.	Orig. Audit Trail	Distribution Reference	Orig. Master Number	Orig. Master Name		Debit	Credit	
1/2/2018	350,224	PMTRX00011332	Purchases	17-12337	Municipal & Contractors Sealing Products		\$4,457.50		
1/4/2018	350,225	PMTRX00011332	Purchases	17-12351	Municipal & Contractors Sealing Products		\$1,481.25		
2/1/2018	351,632	PMTRX00011369	Purchases	927179	Lowe's		\$120.45		
2/1/2018	351,633	PMTRX00011369	Purchases	927394	Lowe's		\$195.90		
2/1/2018	351,634	PMTRX00011369	Purchases	927581..	Lowe's		\$45.51		
3/26/2018	354,078	PMTRX00011421	Purchases	925313	Lowe's		\$55.05		
4/1/2018	355,127	PMTRX00011448	Purchases	93477005	Rexnord Industries LLC		\$350.71		
4/4/2018	355,150	PMTRX00011448	Purchases	536238	USA Bluebook		\$274.24		
4/25/2018	355,982	PMTRX00011464	Purchases	555169	USA Bluebook		\$199.88		
5/1/2018	356,341	PMTRX00011472	Purchases	1.32036E+11	Office Depot, Inc.		\$330.00		
5/11/2018	356,331	PMTRX00011472	Purchases	925530	Lowe's		\$37.76		
5/23/2018	357,246	PMTRX00011493	Purchases	KYERL239538	Fastenal Company		\$116.33		
5/29/2018	357,204	PMTRX00011492	Purchases	128728	Bonded Lock Service LLC		\$216.36		
5/30/2018	357,250	PMTRX00011493	Purchases	123332 00	Florence Winwater Works		\$140.58		
5/31/2018	357,225	PMTRX00011492	Purchases	10488	Correlated Products, Inc.		\$542.96		
6/5/2018	357,715	PMTRX00011507	Purchases	925539	Lowe's		\$102.71		
6/25/2018	358,708	RECVG00002372	Purchases	RCT0000010477	Badger Meter, Inc		\$574.20		
6/25/2018	358,708	RECVG00002372	Freight	RCT0000010477	Badger Meter, Inc		\$4.88		

			Totals:	Account:	620-7002-051	Net Change	Ending Balance		
					\$9,246.27	\$9,246.27	\$9,246.27	\$0.00	

Account: 620-7002-052			Description: Postage- Account Service		Beginning Balance:	\$0.00			
Trx Date	Jrnl No.	Orig. Audit Trail	Distribution Reference	Orig. Master Number	Orig. Master Name		Debit	Credit	
1/1/2018	349,622	PMTRX00011317	Purchases	PERMIT 1095000 2018	Postmaster Covington Ky		\$225.00		
1/2/2018	349,623	PMTRX00011317	Purchases	PERMIT 1095001 2018	Postmaster Covington Ky		\$685.00		
2/1/2018	351,252	PMTRX00011360	Purchases	25055	Literature Fulfillment Services		\$9,209.15		
2/28/2018	353,000	PMTRX00011398	Purchases	25188	Literature Fulfillment Services		\$13,119.80		
4/1/2018	354,733	PMTRX00011434	Purchases	25309	Literature Fulfillment Services		\$14,619.72		
4/15/2018	355,843	PMTRX00011461	Purchases	8000900010891780MY18	Pitney Bowes Inc.		\$3,000.00		
4/26/2018	355,813	PMTRX00011461	Purchases	25479	Literature Fulfillment Services		\$8,999.97		
5/30/2018	357,279	PMTRX00011495	Purchases	25614	Literature Fulfillment Services		\$11,689.90		
6/14/2018	358,421	PMTRX00011524	Purchases	8000900010891780JN18	Pitney Bowes Inc.		\$3,000.00		
6/28/2018	358,669	PMTRX00011529	Purchases	25717	Literature Fulfillment Services		\$14,222.07		

			Totals:	Account:	620-7002-052	Net Change	Ending Balance		
					\$78,770.61	\$78,770.61	\$78,770.61	\$0.00	

Account: 620-7002-056			Description: Materials & Supplies - Shops & Tools		Beginning Balance:	\$0.00			
Trx Date	Jrnl No.	Orig. Audit Trail	Distribution Reference	Orig. Master Number	Orig. Master Name		Debit	Credit	
1/2/2018	350,143	PMTRX00011331	Purchases	241840	Crescent Springs Hardware		\$231.85		
1/2/2018	350,224	PMTRX00011332	Purchases	17-12337	Municipal & Contractors Sealing Products		\$4,457.50		

1/4/2018	350,225	PMTRX00011332	Purchases	17-12351	Municipal & Contractors Sealing Products	\$1,481.25		
1/9/2018	350,003	PMVVR00001356	Purchases	120236 01	Florence Winwater Works		\$950.00	
1/10/2018	350,558	PMTRX00011343	Purchases	KYERL234894	Fastenal Company	\$680.04		
1/10/2018	350,560	PMTRX00011343	Purchases	121569 01	Florence Winwater Works	\$921.80		
1/11/2018	350,383	RECVG00002316	Purchases	RCT0000010163	Fortiline, Inc.	\$2,093.95		
1/15/2018	350,827	PMTRX00011348	Purchases	430967	Ohio Valley Gasket	\$1,490.65		
1/17/2018	350,802	PMTRX00011348	Purchases	KYERL235121	Fastenal Company	\$853.50		
1/17/2018	350,803	PMTRX00011348	Purchases	KYERL235099	Fastenal Company	\$521.94		
1/17/2018	351,096	PMTRX00011355	Purchases	121567 01	Florence Winwater Works	\$3,396.00		
2/1/2018	351,635	PMTRX00011369	Purchases	952085	Lowe's	\$345.93		
2/1/2018	351,923	PMTRX00011377	Purchases	1.80107E+11	Boone-Kenton Lumber Supply Co.	\$431.40		
2/1/2018	351,931	PMTRX00011377	Purchases	241992	Crescent Springs Hardware	\$98.84		
2/1/2018	351,960	PMTRX00011377	Purchases	90606	R & M Welding Products Inc	\$97.88		
2/5/2018	351,950	PMTRX00011377	Purchases	KYERL235746	Fastenal Company	\$407.15		
2/5/2018	351,958	PMTRX00011377	Purchases	431433	Ohio Valley Gasket	\$1,001.23		
2/5/2018	351,959	PMTRX00011377	Purchases	905377	R & M Welding Products Inc	\$27.89		
2/6/2018	351,805	RECVG00002328	Purchases	RCT0000010228	Fortiline, Inc.	\$185.50		
2/8/2018	351,911	RECVG00002329	Purchases	RCT0000010233	Consolidated Pipe & Supply Co Inc.	\$375.75		
2/20/2018	352,619	PMTRX00011391	Purchases	KYERL236193	Fastenal Company	\$190.92		
2/20/2018	352,642	PMTRX00011391	Purchases	62638	Spring Grove Sheet Metal	\$2,234.00		
System:	DETAILED TRIAL B 9/24/2018	12:01:21 PM	Page:	307	User Date:	9/24/2018	User ID:	skampsen
N Ky Water District								
2/21/2018	352,640	PMTRX00011391	Purchases	906209	R & M Welding Products Inc	\$27.89		
2/26/2018	352,788	RECVG00002336	Purchases	RCT0000010276	Viking Supply, Inc	\$1,064.00		
2/27/2018	352,765	PMTRX00011395	Purchases	906639	R & M Welding Products Inc	\$49.09		
2/28/2018	352,727	PMTRX00011394	Purchases	KYERL236194	Fastenal Company	\$39.99		
2/28/2018	352,728	PMTRX00011394	Purchases	KYERL236500	Fastenal Company	\$2,804.65		
2/28/2018	352,733	PMTRX00011394	Purchases	121980 01	Florence Winwater Works	\$320.94		
2/28/2018	352,772	PMTRX00011395	Purchases	62667	Spring Grove Sheet Metal	\$872.00		
2/28/2018	352,971	GLTRX00045846				\$2,961.38		
3/1/2018	353,120	PMTRX00011402	Purchases	243149	Crescent Springs Hardware	\$60.00		
3/1/2018	353,121	PMTRX00011402	Purchases	243023	Crescent Springs Hardware	\$13.98		
3/1/2018	353,122	PMTRX00011402	Purchases	242982	Crescent Springs Hardware	\$47.97		
3/1/2018	353,123	PMTRX00011402	Purchases	243088	Crescent Springs Hardware	\$89.98		
3/1/2018	353,124	PMTRX00011402	Purchases	243208	Crescent Springs Hardware	\$17.97		
3/1/2018	353,125	PMTRX00011402	Purchases	243272	Crescent Springs Hardware	\$21.99		
3/1/2018	353,152	PMTRX00011402	Purchases	91227	R & M Welding Products Inc	\$88.60		
3/1/2018	353,158	PMTRX00011402	Purchases	499977	USA Bluebook	\$417.45		
3/1/2018	353,398	RECVG00002338	Purchases	RCT0000010292	Florence Winwater Works	\$1,178.68		
3/5/2018	354,435	PMTRX00011426	Purchases	952577	Lowe's	\$116.28		
3/7/2018	353,391	RECVG00002338	Purchases	RCT0000010285	Core & Main	\$1,892.52		
3/9/2018	353,397	RECVG00002338	Purchases	RCT0000010291	Florence Winwater Works	\$1,178.68		
3/15/2018	353,590	PMTRX00011412	Purchases	866	Battery Neighbor LLC	\$207.36		
3/20/2018	354,084	PMTRX00011421	Purchases	64042	Vogelpohl Fire Equipment, Inc.	\$499.30		
3/22/2018	354,058	RECVG00002341	Purchases	RCT0000010316	Viking Supply, Inc	\$1,984.00		
3/26/2018	354,491	PMTRX00011426	Purchases	64078	Vogelpohl Fire Equipment, Inc.	\$536.04		
3/30/2018	354,355	PMTRX00011424	Purchases	KYERL237554	Fastenal Company	\$1,365.60		
3/31/2018	354,463	PMTRX00011426	Purchases	91844	R & M Welding Products Inc	\$97.88		
4/5/2018	355,762	PMTRX00011460	Purchases	B382992	Cottingham True Value	\$44.99		
4/13/2018	355,110	PMTRX00011445	Purchases	925944	Lowe's	\$60.22		
4/17/2018	355,397	PMTRX00011452	Purchases	KYERL238183	Fastenal Company	\$112.95		
4/18/2018	355,396	PMTRX00011452	Purchases	KYERL238259	Fastenal Company	\$24.90		
4/26/2018	355,852	PMTRX00011461	Purchases	910695	R & M Welding Products Inc	\$46.95		
4/30/2018	355,889	PMTRX00011462	Purchases	92496	R & M Welding Products Inc	\$94.79		
5/1/2018	356,019	PMTRX00011465	Purchases	244359	Crescent Springs Hardware	\$53.88		
5/3/2018	357,228	PMTRX00011492	Purchases	244944	Crescent Springs Hardware	\$46.67		
5/3/2018	357,285	PMTRX00011495	Purchases	952958	Lowe's	\$196.92		
5/8/2018	356,121	PMTRX00011468	Purchases	122873 01	Florence Winwater Works	\$281.16		
5/14/2018	356,862	PMTRX00011486	Purchases	433492	Ohio Valley Gasket	\$2,112.02		

5/16/2018	356,383	PMTRX00011475	Purchases	339536-4	Arts Rental Equipment & Supply	\$31.95		
5/16/2018	356,616	PMTRX00011480	Purchases	KYERL239213	Fastenal Company	\$1,365.60		
5/31/2018	357,249	PMTRX00011493	Purchases	123331 01	Florence Winwater Works	\$3,800.00		
5/31/2018	357,251	PMTRX00011493	Purchases	123345 01	Florence Winwater Works	\$175.50		
5/31/2018	357,316	PMTRX00011497	Purchases	93121	R & M Welding Products Inc	\$97.88		
6/20/2018	357,956	PMTRX00011513	Purchases	A252664	Cottingham True Value	\$27.65		
6/20/2018	358,523	PMTRX00011526	Purchases	S2436730.001	Wiseway Supply	\$382.10		
6/21/2018	358,308	PMTRX00011518	Purchases	123672 01	Florence Winwater Works	\$929.53		
6/25/2018	358,708	RECVG00002372	Purchases	RCT0000010477	Badger Meter, Inc	\$574.20		
6/25/2018	358,708	RECVG00002372	Freight	RCT0000010477	Badger Meter, Inc	\$4.89		
6/26/2018	358,382	PMTRX00011522	Purchases	914601	Lowe's	\$53.12		
6/26/2018	358,661	PMTRX00011529	Purchases	KYERL240495	Fastenal Company	\$75.27		
6/30/2018	358,894	PMTRX00011533	Purchases	93762	R & M Welding Products Inc	\$94.78		

Totals:				Account:	620-7002-056				
Description:				Safety Supplies- Field Service	Beginning Balance:	\$49,217.11	Ending Balance	\$50,167.11	\$950.00
Account:	620-7003-051					\$0.00			
Trx Date	Jrnl No.	Orig. Audit Trail	Distribution Reference	Orig. Master Number	Orig. Master Name		Debit		Credit
1/3/2018	350,178	PMTRX00011331	Purchases	INV4232225	Orr Safety Corporation		\$208.22		
1/15/2018	350,873	PMTRX00011350	Purchases	INV4243490	Orr Safety Corporation		\$192.43		
1/22/2018	350,887	PMTRX00011350	Purchases	3264071	SafetyWear		\$70.17		
2/3/2018	351,887	PMTRX00011375	Purchases	20318	Randy's Rugged Wear		\$474.98		
2/24/2018	352,764	PMTRX00011395	Purchases	C-014610	Red Wing Shoes		\$127.49		
3/5/2018	353,361	PMTRX00011407	Purchases	30118	Randy's Rugged Wear		\$514.98		
3/28/2018	354,450	PMTRX00011426	Purchases	INV4316991	Orr Safety Corporation		\$213.84		
4/3/2018	355,126	PMTRX00011448	Purchases	4512018	Randy's Rugged Wear		\$349.99		
5/1/2018	356,077	PMTRX00011467	Purchases	5021118	Randy's Rugged Wear		\$180.00		
6/13/2018	358,038	PMTRX00011516	Purchases	INV4403836	Orr Safety Corporation		\$166.20		

Totals:				Account:	620-7003-051				
Description:				Safety - Meter Shop	Beginning Balance:	\$2,498.30	Ending Balance	\$2,498.30	\$0.00
Account:	620-7003-056					\$0.00			
Trx Date	Jrnl No.	Orig. Audit Trail	Distribution Reference	Orig. Master Number	Orig. Master Name		Debit		Credit
1/3/2018	350,178	PMTRX00011331	Purchases	INV4232225	Orr Safety Corporation		\$142.80		
System:	DETAILED TRIAL B	9/24/2018	12:01:21 PM	Page:	User Date:	9/24/2018	User ID:		skampsen
N Ky Water District									
3/5/2018	353,361	PMTRX00011407	Purchases	30118	Randy's Rugged Wear		\$344.99		
3/19/2018	354,028	PMTRX00011420	Purchases	INV4307599	Orr Safety Corporation		\$845.64		
3/23/2018	354,451	PMTRX00011426	Purchases	INV4312770	Orr Safety Corporation		\$384.61		
4/3/2018	355,126	PMTRX00011448	Purchases	4512018	Randy's Rugged Wear		\$200.00		
4/9/2018	355,121	PMTRX00011445	Purchases	INV4326920	Orr Safety Corporation		\$316.59		
4/10/2018	355,120	PMTRX00011445	Purchases	INV4329968	Orr Safety Corporation		\$221.66		
4/19/2018	355,851	PMTRX00011461	Purchases	910270	R & M Welding Products Inc		\$152.95		
4/25/2018	355,810	PMTRX00011461	Purchases	118110	Industrial Wire Rope Supply Co Inc		\$702.84		

Totals:				Account:	620-7003-056				
Description:				Safety Supplies- Meter Reading	Beginning Balance:	\$3,312.08	Ending Balance	\$3,312.08	\$0.00
Account:	620-7004-050					\$0.00			
Trx Date	Jrnl No.	Orig. Audit Trail	Distribution Reference	Orig. Master Number	Orig. Master Name		Debit		Credit
2/6/2018	352,580	PMTRX00011390	Purchases	261029	Safety Shoe Distributors		\$130.99		

Totals:				Account:	620-7004-050				
Description:				Office Supplies- Executive Mgt	Beginning Balance:	\$130.99	Ending Balance	\$130.99	\$0.00
Account:	620-8000-072					\$0.00			
Trx Date	Jrnl No.	Orig. Audit Trail	Distribution Reference	Orig. Master Number	Orig. Master Name		Debit		Credit
1/3/2018	350,175	PMTRX00011331	Purchases	383496	Minuteman/Design Press		\$20.10		
1/16/2018	350,732	CMTRX00008278	Bank Transaction Entry	RCT000038418					\$18.00
2/6/2018	351,646	PMTRX00011370	Purchases	383701	Minuteman/Design Press		\$6.30		
2/13/2018	352,358	PMTRX00011386	Purchases	383744	Minuteman/Design Press		\$20.10		
3/7/2018	353,479	PMTRX00011410	Purchases	383930	Minuteman/Design Press		\$9.75		
4/7/2018	355,114	PMTRX00011445	Purchases	384131	Minuteman/Design Press		\$13.20		
4/25/2018	355,827	PMTRX00011461	Purchases	384232	Minuteman/Design Press		\$10.35		
5/23/2018	356,652	PMTRX00011481	Purchases	384425	Minuteman/Design Press		\$20.10		

Account: 620-8000-074				Totals:	Account: 620-8000-072	Net Change	Ending Balance		
Trx Date	Jrnl No.	Orig. Audit Trail	Description: Distribution Reference		Beginning Balance:	\$81.90	\$81.90	\$99.90	\$18.00
Trx Date	Jrnl No.	Orig. Audit Trail	Description: Distribution Reference		Orig. Master Number	Orig. Master Name		Debit	Credit
1/3/2018	350,175	PMTRX00011331	Purchases		383496	Minuteman/Design Press		\$20.10	
1/6/2018	350,574	PMTRX00011343	Purchases		3364821618	Staples Advantage		\$36.30	
1/18/2018	350,870	PMTRX00011350	Purchases		998128	Mailender Inc.		\$0.80	
1/18/2018	350,871	PMTRX00011350	Purchases		998129	Mailender Inc.		\$21.49	
1/20/2018	351,146	PMTRX00011356	Purchases		3366023141	Staples Advantage		\$0.33	
1/20/2018	351,147	PMTRX00011356	Purchases		3366023140	Staples Advantage		\$1.35	
1/22/2018	351,310	PMTRX00011361	Purchases		383602	Minuteman/Design Press		\$46.00	
2/1/2018	351,898	PMTRX00011375	Purchases		3366710589	Staples Advantage		\$0.27	
2/1/2018	351,899	PMTRX00011375	Purchases		3366710587	Staples Advantage		\$0.80	
2/3/2018	352,013	PMTRX00011378	Purchases		3367884538	Staples Advantage		\$0.99	
2/6/2018	351,646	PMTRX00011370	Purchases		383701	Minuteman/Design Press		\$6.30	
2/10/2018	352,364	PMTRX00011386	Purchases		32682834	Safeguard Business Systems		\$48.49	
2/12/2018	352,402	PMTRX00011387	Purchases		1000989	Mailender Inc.		\$2.62	
2/13/2018	352,358	PMTRX00011386	Purchases		383744	Minuteman/Design Press		\$20.10	
3/1/2018	353,148	PMTRX00011402	Purchases		1002912	Mailender Inc.		\$10.06	
3/1/2018	353,154	PMTRX00011402	Purchases		3369801781	Staples Advantage		\$2.57	
3/7/2018	353,479	PMTRX00011410	Purchases		383930	Minuteman/Design Press		\$9.75	
3/10/2018	353,721	PMTRX00011416	Purchases		3371624632	Staples Advantage		\$87.44	
3/10/2018	353,723	PMTRX00011416	Purchases		3371624630	Staples Advantage		\$1.28	
3/17/2018	354,038	PMTRX00011420	Purchases		3372215211	Staples Advantage		\$0.89	
3/17/2018	354,039	PMTRX00011420	Purchases		3372215212	Staples Advantage		\$1.92	
3/21/2018	354,073	PMTRX00011421	Purchases		6-125-76176	Federal Express		\$53.26	
3/23/2018	354,080	PMTRX00011421	Purchases		384037	Minuteman/Design Press		\$46.00	
3/24/2018	354,516	PMTRX00011427	Purchases		3372772278	Staples Advantage		\$0.52	
4/1/2018	354,715	PMTRX00011433	Purchases		3372772279	Staples Advantage		\$65.14	
4/1/2018	355,138	PMTRX00011448	Purchases		3373506069	Staples Advantage		\$2.23	
4/1/2018	355,139	PMTRX00011448	Purchases		3373506070	Staples Advantage		\$2.23	
4/6/2018	355,118	PMTRX00011445	Purchases		1.23528E+11	Office Depot, Inc.		\$17.59	
4/7/2018	355,114	PMTRX00011445	Purchases		384131	Minuteman/Design Press		\$13.20	
4/18/2018	355,888	PMTRX00011462	Purchases		32807314	Safeguard Business Systems		\$233.58	
4/24/2018	355,885	PMTRX00011462	Purchases		1009380	Mailender Inc.		\$29.22	
4/25/2018	355,827	PMTRX00011461	Purchases		384232	Minuteman/Design Press		\$10.35	
5/1/2018	356,064	PMTRX00011467	Purchases		1009522	Mailender Inc.		\$4.54	
5/1/2018	356,073	PMTRX00011467	Purchases		1.31211E+11	Office Depot, Inc.		\$1.39	
5/1/2018	356,088	PMTRX00011467	Purchases		3376360938	Staples Advantage		\$159.98	
5/2/2018	356,656	PMTRX00011481	Purchases		1.34665E+11	Office Depot, Inc.		\$2.16	
5/3/2018	356,651	PMTRX00011481	Purchases		1010284	Mailender Inc.		\$8.32	
5/23/2018	356,652	PMTRX00011481	Purchases		384425	Minuteman/Design Press		\$20.10	
System:	DETAILED TRIAL B	9/24/2018	12:01:21 PM	Page:	309	User Date:	9/24/2018	User ID:	skampsen
N Ky Water District									
5/23/2018	357,302	PMTRX00011496	Purchases		1.42349E+11	Office Depot, Inc.		\$0.95	
5/26/2018	357,326	PMTRX00011497	Purchases		3379170770	Staples Advantage		\$0.72	
5/30/2018	357,010	PMTRX00011488	Purchases		May-18	Colleen Medert-Petty Cash		\$29.64	
6/1/2018	357,735	PMTRX00011507	Purchases		32881335	Safeguard Business Systems		\$75.38	
6/1/2018	357,736	PMTRX00011507	Purchases		32875678	Safeguard Business Systems		\$1,216.50	
6/8/2018	358,410	PMTRX00011524	Purchases		1.48872E+11	Office Depot, Inc.		\$26.31	
6/11/2018	358,409	PMTRX00011524	Purchases		1.49485E+11	Office Depot, Inc.		\$0.18	
6/13/2018	358,413	PMTRX00011524	Purchases		1.48871E+11	Office Depot, Inc.		\$30.75	
6/13/2018	358,416	PMTRX00011524	Purchases		1.5067E+11	Office Depot, Inc.		\$79.75	
Totals:									
Account: 620-8000-078				Description:	Account: 620-8000-074	Net Change	Ending Balance		
Materials & Supplies - BK/Acct.					Beginning Balance:	\$2,449.84	\$2,449.84	\$2,449.84	\$0.00
Materials & Supplies - HR/Info Systems					Orig. Master Number	Orig. Master Name		Debit	Credit
1/2/2018	350,834	PMTRX00011348	Purchases		463688	St. Elizabeth Business Health		\$498.00	
1/3/2018	350,175	PMTRX00011331	Purchases		383496	Minuteman/Design Press		\$60.30	

1/8/2018	350,179	PMTRX00011331	Purchases	PHYSICAL 01/18	Peters, Dan	\$89.00	
1/18/2018	350,870	PMTRX00011350	Purchases	998128	Mailender Inc.	\$2.40	
1/18/2018	350,871	PMTRX00011350	Purchases	998129	Mailender Inc.	\$64.46	
1/20/2018	351,146	PMTRX00011356	Purchases	3366023141	Staples Advantage	\$0.99	
1/20/2018	351,147	PMTRX00011356	Purchases	3366023140	Staples Advantage	\$34.34	
1/29/2018	351,015	PMTRX00011354	Purchases	LNN5483	CDW Government Inc.	\$143.40	
1/29/2018	351,016	PMTRX00011354	Purchases	LNK6045	CDW Government Inc.	\$78.33	
2/1/2018	351,567	RECVG00002327	Purchases	RCT0000010216	Verizon Wireless	\$11,520.00	
2/1/2018	351,660	PMTRX00011370	Purchases	INV14334573.	Verizon Wireless	\$11,520.00	
2/1/2018	351,898	PMTRX00011375	Purchases	3366710589	Staples Advantage	\$0.82	
2/1/2018	351,899	PMTRX00011375	Purchases	3366710587	Staples Advantage	\$2.41	
2/1/2018	351,961	PMTRX00011377	Purchases	3366710585	Staples Advantage	\$83.93	
2/1/2018	352,014	PMTRX00011378	Purchases	464776	St. Elizabeth Business Health	\$1,060.00	
2/3/2018	352,013	PMTRX00011378	Purchases	3367884538	Staples Advantage	\$2.96	
2/6/2018	351,646	PMTRX00011370	Purchases	383701	Minuteman/Design Press	\$18.90	
2/9/2018	351,611	PMVVR00001364	Purchases	INV14334573	Verizon Wireless	\$11,520.00	
2/12/2018	352,402	PMTRX00011387	Purchases	1000989	Mailender Inc.	\$7.87	
2/13/2018	352,358	PMTRX00011386	Purchases	383744	Minuteman/Design Press	\$60.30	
2/14/2018	351,910	GLTRX00045682				\$258.77	
2/14/2018	352,262	PMTRX00011384	Purchases	LSH2127	CDW Government Inc.	\$359.42	
2/17/2018	352,773	PMTRX00011395	Purchases	3369241645	Staples Advantage	\$71.94	
2/17/2018	352,774	PMTRX00011395	Purchases	3369241644	Staples Advantage	\$68.94	
2/26/2018	352,786	PMTRX00011395	Purchases	69466	Kentucky Chamber of Commerce	\$135.95	
3/1/2018	353,148	PMTRX00011402	Purchases	1002912	Mailender Inc.	\$30.18	
3/1/2018	353,154	PMTRX00011402	Purchases	3369801781	Staples Advantage	\$7.71	
3/1/2018	353,200	PMTRX00011403	Purchases	526225	Loth-The Office Experts	\$453.33	
3/7/2018	353,479	PMTRX00011410	Purchases	383930	Minuteman/Design Press	\$29.25	
3/10/2018	353,723	PMTRX00011416	Purchases	3371624630	Staples Advantage	\$3.84	
3/17/2018	354,038	PMTRX00011420	Purchases	3372215211	Staples Advantage	\$2.66	
3/17/2018	354,039	PMTRX00011420	Purchases	3372215212	Staples Advantage	\$5.75	
3/19/2018	354,441	PMTRX00011426	Purchases	384011	Minuteman/Design Press	\$46.00	
3/21/2018	354,442	PMTRX00011426	Purchases	384025	Minuteman/Design Press	\$160.00	
3/24/2018	354,516	PMTRX00011427	Purchases	3372772278	Staples Advantage	\$1.57	
4/1/2018	355,138	PMTRX00011448	Purchases	3373506069	Staples Advantage	\$6.68	
4/1/2018	355,139	PMTRX00011448	Purchases	3373506070	Staples Advantage	\$6.68	
4/1/2018	355,187	PMTRX00011449	Purchases	466215	St. Elizabeth Business Health	\$971.00	
4/6/2018	355,118	PMTRX00011445	Purchases	1.23528E+11	Office Depot, Inc.	\$52.76	
4/7/2018	355,114	PMTRX00011445	Purchases	384131	Minuteman/Design Press	\$39.60	
4/13/2018	355,427	PMTRX00011453	Purchases	1.2602E+11	Office Depot, Inc.	\$181.98	
4/13/2018	355,428	PMTRX00011453	Purchases	1.2602E+11	Office Depot, Inc.	\$38.12	
4/24/2018	355,885	PMTRX00011462	Purchases	1009380	Mailender Inc.	\$87.66	
4/25/2018	355,827	PMTRX00011461	Purchases	384232	Minuteman/Design Press	\$31.05	
5/1/2018	356,064	PMTRX00011467	Purchases	1009522	Mailender Inc.	\$13.63	
5/1/2018	356,073	PMTRX00011467	Purchases	1.31211E+11	Office Depot, Inc.	\$18.16	
5/1/2018	356,335	PMTRX00011472	Purchases	384246	Minuteman/Design Press	\$46.00	
5/1/2018	356,351	PMTRX00011473	Purchases	468622	St. Elizabeth Business Health	\$1,107.00	
5/2/2018	356,656	PMTRX00011481	Purchases	1.34665E+11	Office Depot, Inc.	\$6.46	
5/3/2018	356,651	PMTRX00011481	Purchases	1010284	Mailender Inc.	\$24.96	
5/11/2018	357,009	PMTRX00011488	Purchases	1.37529E+11	Office Depot, Inc.	\$61.78	
5/16/2018	357,304	PMTRX00011496	Purchases	1.39456E+11	Office Depot, Inc.	\$85.48	
5/17/2018	357,303	PMTRX00011496	Purchases	1.39458E+11	Office Depot, Inc.	\$35.10	
5/23/2018	356,652	PMTRX00011481	Purchases	384425	Minuteman/Design Press	\$60.30	
5/23/2018	357,302	PMTRX00011496	Purchases	1.42349E+11	Office Depot, Inc.	\$2.86	
5/26/2018	357,326	PMTRX00011497	Purchases	3379170770	Staples Advantage	\$2.17	
5/29/2018	357,206	PMTRX00011492	Purchases	AVAYA0045996	CBTS	\$167.00	
5/30/2018	357,010	PMTRX00011488	Purchases	May-18	Colleen Medert-Petty Cash	\$20.10	
6/1/2018	357,739	PMTRX00011508	Purchases	467279	St. Elizabeth Business Health	\$756.00	
System:	DETAILED TRIAL B 9/24/2018	12:01:21 PM	Page:	310	User Date:	9/24/2018	User ID: skampsen



6/1/2018	358,064	PMTRX00011516	Purchases	470017	St. Elizabeth Business Health	\$646.00	
6/11/2018	358,409	PMTRX00011524	Purchases	1.49485E+11	Office Depot, Inc.	\$0.54	
6/13/2018	357,967	PMTRX00011514	Purchases	6-211-15069	Federal Express	\$30.69	
6/13/2018	358,413	PMTRX00011524	Purchases	1.48871E+11	Office Depot, Inc.	\$92.25	
6/20/2018	357,887	GLTRX00046421				\$56.13	

			Totals:	Account:	620-8000-078	Net Change	Ending Balance	
Account:	620-8000-079		Description:	Materials & Supplies Adm.	Beginning Balance:	\$20,011.86	\$20,011.86	\$31,531.86
Trx Date	Jrnl No.	Orig. Audit Trail	Distribution Reference	Orig. Master Number	Orig. Master Name			Credit
1/6/2018	350,574	PMTRX00011343	Purchases	3364821618	Staples Advantage			\$16.69
1/18/2018	350,870	PMTRX00011350	Purchases	998128	Mailender Inc.			\$0.80
1/18/2018	350,871	PMTRX00011350	Purchases	998129	Mailender Inc.			\$21.49
1/20/2018	351,146	PMTRX00011356	Purchases	3366023141	Staples Advantage			\$100.31
1/20/2018	351,147	PMTRX00011356	Purchases	3366023140	Staples Advantage			\$1.35
2/1/2018	351,898	PMTRX00011375	Purchases	3366710589	Staples Advantage			\$0.27
2/1/2018	351,899	PMTRX00011375	Purchases	3366710587	Staples Advantage			\$0.80
2/3/2018	352,013	PMTRX00011378	Purchases	3367884538	Staples Advantage			\$0.99
2/12/2018	352,402	PMTRX00011387	Purchases	1000989	Mailender Inc.			\$2.62
2/14/2018	351,910	GLTRX00045682						\$7.69
2/14/2018	351,910	GLTRX00045682						\$15.00
2/21/2018	352,552	PMTRX00011390	Purchases	6-095-27619	Federal Express			\$84.81
3/1/2018	353,148	PMTRX00011402	Purchases	1002912	Mailender Inc.			\$10.06
3/1/2018	353,154	PMTRX00011402	Purchases	3369801781	Staples Advantage			\$2.57
3/10/2018	353,723	PMTRX00011416	Purchases	3371624630	Staples Advantage			\$1.28
3/17/2018	354,038	PMTRX00011420	Purchases	3372215211	Staples Advantage			\$0.89
3/17/2018	354,039	PMTRX00011420	Purchases	3372215212	Staples Advantage			\$1.92
3/24/2018	354,516	PMTRX00011427	Purchases	3372772278	Staples Advantage			\$0.52
3/30/2018	354,341	PMTRX00011424	Purchases	4374	City of Cold Spring			\$13.50
3/30/2018	354,342	PMTRX00011424	Purchases	4368	City of Cold Spring			\$229.50
4/1/2018	354,715	PMTRX00011433	Purchases	3372772279	Staples Advantage			\$27.29
4/1/2018	355,138	PMTRX00011448	Purchases	3373506069	Staples Advantage			\$2.23
4/1/2018	355,139	PMTRX00011448	Purchases	3373506070	Staples Advantage			\$2.23
4/6/2018	355,118	PMTRX00011445	Purchases	1.23528E+11	Office Depot, Inc.			\$17.59
4/6/2018	355,119	PMTRX00011445	Purchases	1.23338E+11	Office Depot, Inc.			\$146.98
4/19/2018	355,887	PMTRX00011462	Purchases	1.28711E+11	Office Depot, Inc.			\$16.18
4/20/2018	355,886	PMTRX00011462	Purchases	1.28711E+11	Office Depot, Inc.			\$40.38
4/24/2018	355,885	PMTRX00011462	Purchases	1009380	Mailender Inc.			\$29.22
5/1/2018	356,064	PMTRX00011467	Purchases	1009522	Mailender Inc.			\$4.54
5/1/2018	356,073	PMTRX00011467	Purchases	1.31211E+11	Office Depot, Inc.			\$1.39
5/2/2018	356,656	PMTRX00011481	Purchases	1.34665E+11	Office Depot, Inc.			\$2.16
5/3/2018	356,651	PMTRX00011481	Purchases	1010284	Mailender Inc.			\$8.32
5/23/2018	357,302	PMTRX00011496	Purchases	1.42349E+11	Office Depot, Inc.			\$0.95
5/26/2018	357,326	PMTRX00011497	Purchases	3379170770	Staples Advantage			\$0.72
6/1/2018	358,411	PMTRX00011524	Purchases	1.45364E+11	Office Depot, Inc.			\$237.75
6/11/2018	358,408	PMTRX00011524	Purchases	1.45365E+11	Office Depot, Inc.			\$40.38
6/11/2018	358,409	PMTRX00011524	Purchases	1.49485E+11	Office Depot, Inc.			\$17.52
6/12/2018	358,412	PMTRX00011524	Purchases	1.5131E+11	Office Depot, Inc.			\$178.62
6/13/2018	358,413	PMTRX00011524	Purchases	1.48871E+11	Office Depot, Inc.			\$30.75
6/14/2018	358,414	PMTRX00011524	Purchases	1.5067E+11	Office Depot, Inc.			\$7.98
6/20/2018	357,887	GLTRX00046421						\$7.69

			Totals:	Account:	620-8000-079	Net Change	Ending Balance	
Account:	620-8000-085		Description:	Materials & Supplies - Central facility	Beginning Balance:	\$976.69	\$976.69	\$1,155.31
Trx Date	Jrnl No.	Orig. Audit Trail	Distribution Reference	Orig. Master Number	Orig. Master Name			Credit
1/5/2018	350,159	PMTRX00011331	Purchases	16233	Greko Supply Company			\$424.10
1/5/2018	350,620	PMTRX00011345	Purchases	348022799	US Bank Equipment Finance			\$1,708.56
2/2/2018	351,903	PMTRX00011375	Purchases	350417267	US Bank Equipment Finance			\$1,737.18
2/13/2018	352,332	PMTRX00011386	Purchases	602878360	Hillyard Kentucky			\$260.13
3/2/2018	354,472	PMTRX00011426	Purchases	239553	Specialized Plumbing Parts Supply			\$118.00

3/7/2018	353,489	PMTRX00011410	Purchases		352647283	US Bank Equipment Finance		\$1,708.56	
4/1/2018	355,008	PMTRX00011441	Purchases		243437	Crescent Springs Hardware		\$66.94	
4/1/2018	355,010	PMTRX00011441	Purchases		243952	Crescent Springs Hardware		\$4.78	
4/5/2018	354,714	PMTRX00011433	Purchases		240855	Specialized Plumbing Parts Supply		\$57.00	
4/6/2018	355,151	PMTRX00011448	Purchases		354949638	US Bank Equipment Finance		\$1,708.56	
4/25/2018	355,344	PMTRX00011452	Purchases		4304	A-1 Electric Motor Service		\$245.60	
5/7/2018	356,396	PMTRX00011475	Purchases		357113562	US Bank Equipment Finance		\$1,708.56	
5/24/2018	357,256	PMTRX00011494	Purchases		9798498029	Grainger			\$94.32
5/30/2018	356,824	PMTRX00011486	Purchases		666433	A & S Electric Supply, Inc.		\$100.50	
6/6/2018	357,748	PMTRX00011508	Purchases		359338878	US Bank Equipment Finance		\$1,879.42	
System:	DETAILED TRIAL B	9/24/2018	12:01:21 PM	Page:	311	User Date:	9/24/2018	User ID:	skampsen
N Ky Water District									
6/12/2018	357,630	PMTRX00011504	Purchases		246176	Crescent Springs Hardware		\$5.99	
6/19/2018	357,928	PMTRX00011513	Purchases		667425	A & S Electric Supply, Inc.		\$94.50	
6/21/2018	358,380	PMTRX00011522	Purchases		941043	Lowe's		\$79.73	
			Totals:	Account:	620-8000-085	Net Change	Ending Balance		
Account:	620-8001-074		Description:	Materials & Supplies - Network/Compu	Beginning Balance:	\$11,813.79	\$11,813.79	\$11,908.11	\$94.32
Trx Date	Jrnl No.	Orig. Audit Trail	Distribution Reference	Orig. Master Number	Orig. Master Name			Debit	Credit
3/29/2018	354,425	PMTRX00011425	Purchases	1020734	ITSavvy LLC			\$219.54	
			Totals:	Account:	620-8001-074	Net Change	Ending Balance		
Account:	620-8001-078		Description:	Computer Supplies	Beginning Balance:	\$219.54	\$219.54	\$219.54	\$0.00
Trx Date	Jrnl No.	Orig. Audit Trail	Distribution Reference	Orig. Master Number	Orig. Master Name			Debit	Credit
1/3/2018	351,196	PMTRX00011359	Purchases	LHB1647	CDW Government Inc.			\$199.00	
1/18/2018	350,772	PMTRX00011347	Purchases	LLG0326	CDW Government Inc.			\$75.36	
1/19/2018	350,773	PMTRX00011347	Purchases	LLQ1664	CDW Government Inc.			\$138.70	
2/1/2018	352,261	PMTRX00011384	Purchases	LNX7120	CDW Government Inc.			\$17.90	
2/1/2018	352,381	PMTRX00011387	Purchases	LLF9963	CDW Government Inc.			\$692.85	
2/16/2018	352,260	PMTRX00011384	Purchases	LSX9710	CDW Government Inc.			\$21.99	
2/26/2018	352,605	PMTRX00011391	Purchases	LVN5986	CDW Government Inc.			\$170.56	
3/1/2018	353,318	PMTRX00011406	Purchases	INV044501	Data Strategy			\$80.75	
3/8/2018	353,454	PMTRX00011410	Purchases	LZG5348	CDW Government Inc.			\$96.03	
3/12/2018	354,020	PMTRX00011420	Purchases	1711915	Key Blue Prints Inc.			\$778.00	
3/12/2018	354,501	PMTRX00011427	Purchases	LZV2041	CDW Government Inc.			\$164.18	
3/14/2018	353,337	GLTRX00045899						\$111.42	
3/16/2018	353,741	PMTRX00011417	Purchases	MCF5524	CDW Government Inc.			\$276.70	
3/22/2018	354,402	PMTRX00011425	Purchases	MDG1986	CDW Government Inc.			\$276.70	
3/22/2018	354,403	PMTRX00011425	Purchases	MDK1884	CDW Government Inc.			\$77.88	
3/26/2018	354,331	PMTRX00011424	Purchases	MDX7921	CDW Government Inc.			\$125.68	
3/27/2018	354,330	PMTRX00011424	Purchases	MFK7130	CDW Government Inc.			\$34.10	
3/29/2018	354,329	PMTRX00011424	Purchases	MFX4118	CDW Government Inc.			\$33.18	
4/2/2018	354,665	PMTRX00011432	Purchases	MGN8133	CDW Government Inc.			\$115.43	
4/3/2018	354,666	PMTRX00011432	Purchases	MGS9167	CDW Government Inc.			\$50.27	
4/4/2018	355,154	RECVG00002347	Purchases	RCT0000010347	CDW Government Inc.			\$1,517.04	
4/5/2018	354,664	PMTRX00011432	Purchases	MHJ2268	CDW Government Inc.			\$292.20	
4/10/2018	355,000	PMTRX00011441	Purchases	MJJ8077	CDW Government Inc.			\$75.36	
4/17/2018	355,356	PMTRX00011452	Purchases	MKX0685	CDW Government Inc.			\$157.60	
5/1/2018	356,995	RECVG00002358	Purchases	RCT0000010408	CDW Government Inc.			\$174.86	
5/8/2018	356,271	PMTRX00011470	Purchases	MQR3034	CDW Government Inc.			\$1,355.72	
5/8/2018	356,272	PMTRX00011470	Purchases	MQN3172	CDW Government Inc.			\$72.72	
5/10/2018	356,994	RECVG00002358	Purchases	RCT0000010407	CDW Government Inc.			\$847.88	
5/11/2018	356,274	PMTRX00011470	Purchases	MRN5219	CDW Government Inc.			\$70.00	
6/1/2018	358,528	RECVG00002371	Purchases	RCT0000010470	CBTS			\$466.20	
6/1/2018	358,528	RECVG00002371	Freight	RCT0000010470	CBTS			\$20.00	
6/22/2018	358,654	PMTRX00011529	Purchases	ND55877	CDW Government Inc.			\$38.97	
			Totals:	Account:	620-8001-078	Net Change	Ending Balance		
Account:	620-8001-079		Description:	Dues & subscriptions-District	Beginning Balance:	\$8,625.23	\$8,625.23	\$8,625.23	\$0.00

Trx Date	Jrnl No.	Orig. Audit Trail	Distribution Reference	Orig. Master Number	Orig. Master Name	Debit	Credit
1/16/2018	350,570	PMTRX00011343	Purchases	24248	KWVOA	\$360.00	
3/30/2018	354,273	GLTRX00045985				\$796.58	
4/30/2018	355,652	GLTRX00046148				\$796.58	
5/31/2018	357,112	GLTRX00046327				\$796.58	
6/30/2018	358,621	GLTRX00046514				\$796.58	
Account: 620-8002-078			Totals:	Account: 620-8001-079	Net Change	Ending Balance	
Trx Date Jrnl No. Orig. Audit Trail Distribution Reference			Description: Materials & Supplies Safety	Beginning Balance:	\$3,546.32	\$3,546.32	\$0.00
1/2/2018	350,344	PMTRX00011335	Purchases	Orig. Master Number 55443	Orig. Master Name Biederman Co., Inc., R.P.	\$81.00	Credit
1/11/2018	350,876	PMTRX00011350	Purchases	INV4240643	Orr Safety Corporation	\$35.06	
1/18/2018	350,879	PMTRX00011350	Purchases	INV4247983	Orr Safety Corporation	\$28.93	
1/19/2018	351,262	PMTRX00011360	Purchases	998567	Mailender Inc.	\$190.92	
1/24/2018	351,270	PMTRX00011360	Purchases	INV4253614	Orr Safety Corporation	\$16.20	
2/1/2018	352,999	PMTRX00011398	Purchases	22047656	American Red Cross	\$27.00	
2/3/2018	351,887	PMTRX00011375	Purchases	20318	Randy's Rugged Wear	\$174.99	
System:	DETAILED TRIAL B 9/24/2018	12:01:21 PM	Page:	312	User Date:	9/24/2018	User ID: skampsen
N Ky Water District							
2/14/2018	351,910	GLTRX00045682				\$241.30	
3/1/2018	353,398	RECVG00002338	Purchases	RCT0000010292	Florence Winwater Works	\$57.74	
3/1/2018	353,400	RECVG00002338	Purchases	RCT0000010294	Florence Winwater Works	\$135.50	
3/2/2018	354,025	PMTRX00011420	Purchases	INV4291575	Orr Safety Corporation	\$4.24	
3/6/2018	354,026	PMTRX00011420	Purchases	INV4294066	Orr Safety Corporation	\$8.48	
3/9/2018	353,397	RECVG00002338	Purchases	RCT0000010291	Florence Winwater Works	\$21.78	
3/21/2018	354,400	PMTRX00011425	Purchases	868	Battery Neighbor LLC	\$236.00	
3/23/2018	354,451	PMTRX00011426	Purchases	INV4312770	Orr Safety Corporation	\$129.24	
4/3/2018	354,998	PMTRX00011441	Purchases	55952	Biederman Co., Inc., R.P.	\$81.00	
5/1/2018	356,337	PMTRX00011472	Purchases	99622728	Mine Safety Appliances Co. LLC	\$479.72	
5/15/2018	356,791	PMTRX00011484	Purchases	1011911	Mailender Inc.	\$103.71	
5/16/2018	357,309	PMTRX00011496	Purchases	INV4375081	Orr Safety Corporation	\$64.20	
6/1/2018	357,968	PMTRX00011514	Purchases	122020 04	Florence Winwater Works	\$34.56	
6/7/2018	357,711	PMTRX00011507	Purchases	902744	Lowe's	\$36.06	
6/7/2018	357,925	PMTRX00011513	Purchases	666903	A & S Electric Supply, Inc.	\$292.56	
6/20/2018	358,035	PMTRX00011516	Purchases	INV4412058	Orr Safety Corporation	\$121.10	
Account: 632-8000-074			Totals:	Account: 620-8002-078	Net Change	Ending Balance	
Trx Date Jrnl No. Orig. Audit Trail Distribution Reference			Description: Contract Service Accounting/Audit - Ac	Beginning Balance:	\$2,601.29	\$2,601.29	\$0.00
2/9/2018	351,905	PMTRX00011375	Purchases	Orig. Master Number 182330	Orig. Master Name VonLehman & Company Inc.	\$2,640.00	Credit
3/16/2018	353,775	PMTRX00011417	Purchases	182967	VonLehman & Company Inc.	\$14,700.00	
4/11/2018	355,152	PMTRX00011448	Purchases	183731	VonLehman & Company Inc.	\$560.00	
6/19/2018	358,520	PMTRX00011526	Purchases	186167	VonLehman & Company Inc.	\$500.00	
Account: 633-5000-030			Totals:	Account: 632-8000-074	Net Change	Ending Balance	
Trx Date Jrnl No. Orig. Audit Trail Distribution Reference			Description: Contractual Legal - Engineering	Beginning Balance:	\$18,400.00	\$18,400.00	\$0.00
3/1/2018	354,075	PMTRX00011421	Purchases	Orig. Master Number Nov-17	Orig. Master Name Frost Brown Todd LLC	\$1,182.20	Credit
Account: 633-7000-054			Totals:	Account: 633-5000-030	Net Change	Ending Balance	
Trx Date Jrnl No. Orig. Audit Trail Distribution Reference			Description: Legal Fees- Customer Service General	Beginning Balance:	\$1,182.20	\$1,182.20	\$0.00
3/1/2018	354,075	PMTRX00011421	Purchases	Orig. Master Number Nov-17	Orig. Master Name Frost Brown Todd LLC	\$456.00	Credit
Account: 633-8000-078			Totals:	Account: 633-7000-054	Net Change	Ending Balance	
Trx Date Jrnl No. Orig. Audit Trail Distribution Reference			Description: Legal Fees- Ops	Beginning Balance:	\$456.00	\$456.00	\$0.00
3/1/2018	354,075	PMTRX00011421	Purchases	Orig. Master Number Nov-17	Orig. Master Name Frost Brown Todd LLC	\$152.00	Credit
5/15/2018	356,256	GLTRX00046205				\$79.00	

Totals:			Account:	633-8000-078	Net Change	Ending Balance	\$231.00	\$231.00	\$0.00
Trx Date	Jrnl No.	Orig. Audit Trail	Description:	Contractual Services - Legal	Beginning Balance:				
			Distribution Reference		Orig. Master Number	Orig. Master Name		Debit	Credit
1/31/2018	351,219	GLTRX00045565						\$6,500.00	
1/31/2018	351,225	GLTRX00045583						\$40,000.00	
2/28/2018	352,797	GLTRX00045805						\$12,000.00	
2/28/2018	352,970	GLTRX00045845						\$6,500.00	
3/1/2018	354,075	PMTRX00011421	Purchases		Nov-17	Frost Brown Todd LLC		\$4,773.00	
3/1/2018	354,075	PMTRX00011421	Purchases		Nov-17	Frost Brown Todd LLC			\$6,500.00
3/29/2018	354,153	GLTRX00045968						\$6,500.00	
4/17/2018	355,405	PMTRX00011452	Purchases		11174470	Frost Brown Todd LLC		\$300.00	
4/30/2018	355,647	GLTRX00046117						\$6,500.00	
5/18/2018	357,327	PMTRX00011497	Purchases		879721	Stoll Keenon Ogden PLLC		\$331.50	
5/31/2018	356,993	GLTRX00046311						\$6,500.00	
6/1/2018	358,343	PMTRX00011522	Purchases		60118	Hughes, PSC., John N.		\$4,812.50	
6/30/2018	358,262	GLTRX00046473						\$6,500.00	

Totals:			Account:	633-8000-079	Net Change	Ending Balance	\$94,717.00	\$94,717.00	\$101,217.00	\$6,500.00
System:	DETAILED TRIAL B 9/24/2018	12:01:21 PM	Page:	313	User Date:	9/24/2018	User ID:	skampsen		

Totals:			Account:	634-8000-078	Beginning Balance:	\$0.00			
Trx Date	Jrnl No.	Orig. Audit Trail	Description:	Contract Mgt. Fees - Surveys	Orig. Master Number	Orig. Master Name		Debit	Credit
2/1/2018	351,948	PMTRX00011377	Purchases		82503	Employers Resource Association		\$3,000.00	
5/14/2018	356,339	PMTRX00011472	Purchases		131	NKCCMA		\$120.00	
5/23/2018	357,243	PMTRX00011493	Purchases		83811	Employers Resource Association		\$350.00	

Totals:			Account:	634-8000-078	Beginning Balance:	\$3,470.00	Ending Balance	\$3,470.00	\$3,470.00	\$0.00
Trx Date	Jrnl No.	Orig. Audit Trail	Description:	Contractual Service - SOS	Orig. Master Number	Orig. Master Name		Debit	Credit	
1/14/2018	350,774	PMTRX00011347	Purchases		4419432 1/18	Cincinnati Bell		\$135.57		
2/14/2018	352,267	PMTRX00011384	Purchases		4419432 1/9	Cincinnati Bell		\$135.57		
3/14/2018	353,608	PMTRX00011412	Purchases		4419432 1/6	Cincinnati Bell		\$135.50		
4/14/2018	355,362	PMTRX00011452	Purchases		4419432 2/9	Cincinnati Bell		\$135.39		
5/14/2018	356,583	PMTRX00011480	Purchases		4419432 5/18	Cincinnati Bell		\$135.39		
6/14/2018	357,939	PMTRX00011513	Purchases		4419432 1/3	Cincinnati Bell		\$135.39		

Totals:			Account:	635-1000-025	Beginning Balance:	\$812.81	Ending Balance	\$812.81	\$812.81	\$0.00
Trx Date	Jrnl No.	Orig. Audit Trail	Description:	Contractual Services - Ohio River Station	Orig. Master Number	Orig. Master Name		Debit	Credit	
1/9/2018	350,890	PMTRX00011350	Purchases		3471666666000 1/18	Sanitation District No. 1		\$66.53		
3/12/2018	353,485	PMTRX00011410	Purchases		3244550009000 1/6	Sanitation District No. 1		\$108.86		
4/11/2018	355,186	PMTRX00011449	Purchases		3471666666000 2/9	Sanitation District No. 1		\$66.53		
5/1/2018	356,113	PMTRX00011468	Purchases		8351784	CSX Transportation Inc.		\$507.96		
6/13/2018	358,053	PMTRX00011516	Purchases		3244550009000 1/3	Sanitation District No. 1		\$108.86		

Totals:			Account:	635-1000-026	Beginning Balance:	\$858.74	Ending Balance	\$858.74	\$858.74	\$0.00
Trx Date	Jrnl No.	Orig. Audit Trail	Description:	Other Contractual Serv. - Instrumentation	Orig. Master Number	Orig. Master Name		Debit	Credit	
1/14/2018	350,782	PMTRX00011347	Purchases		4410815 1/18	Cincinnati Bell		\$204.16		
1/15/2018	350,385	RECVG00002316	Purchases		RCT0000010165	Hach Company		\$887.23		
1/15/2018	350,385	RECVG00002316	Freight		RCT0000010165	Hach Company		\$52.77		
2/14/2018	352,272	PMTRX00011384	Purchases		4410815 1/9	Cincinnati Bell		\$204.16		
3/14/2018	353,613	PMTRX00011412	Purchases		4410815 1/6	Cincinnati Bell		\$204.13		
4/14/2018	355,371	PMTRX00011452	Purchases		4410815 2/9	Cincinnati Bell		\$204.06		
5/14/2018	356,591	PMTRX00011480	Purchases		4410815 5/18	Cincinnati Bell		\$204.06		
6/14/2018	357,937	PMTRX00011513	Purchases		4410815 1/3	Cincinnati Bell		\$204.06		

Totals:			Account:	635-3000-020	Net Change	Ending Balance	\$2,164.63	\$2,164.63	\$2,164.63	\$0.00
---------	--	--	----------	--------------	------------	----------------	------------	------------	------------	--------

Account:	635-3000-022		Description:	Other Contractual Serv. - Sludge FTTP	Beginning Balance:	\$0.00			
Trx Date	Jrnl No.	Orig. Audit Trail	Distribution Reference		Orig. Master Number	Orig. Master Name	Debit	Credit	
1/6/2018	350,601	PMTRX00011344	Purchases		26954	Waste Resource Management Inc.	\$344.32		
2/1/2018	351,685	PMTRX00011371	Purchases		27007	Waste Resource Management Inc.	\$320.00		
2/1/2018	351,686	PMTRX00011371	Purchases		27062	Waste Resource Management Inc.	\$983.04		
2/3/2018	351,688	PMTRX00011371	Purchases		27086	Waste Resource Management Inc.	\$701.76		
2/22/2018	352,738	PMTRX00011394	Purchases		10686422	Jolly Plumbing	\$225.00		
3/1/2018	353,091	PMTRX00011399	Purchases		27115	Waste Resource Management Inc.	\$640.00		
3/1/2018	353,092	PMTRX00011399	Purchases		27172	Waste Resource Management Inc.	\$1,118.08		
3/1/2018	353,093	PMTRX00011399	Purchases		27138	Waste Resource Management Inc.	\$734.72		
3/3/2018	354,085	PMTRX00011421	Purchases		27220	Waste Resource Management Inc.	\$1,078.72		
3/10/2018	354,086	PMTRX00011421	Purchases		27222	Waste Resource Management Inc.	\$1,171.52		
3/17/2018	354,087	PMTRX00011421	Purchases		27283	Waste Resource Management Inc.	\$1,963.20		
3/24/2018	354,088	PMTRX00011421	Purchases		27307	Waste Resource Management Inc.	\$692.16		
4/1/2018	355,872	PMTRX00011461	Purchases		27346	Waste Resource Management Inc.	\$700.16		
4/7/2018	355,871	PMTRX00011461	Purchases		27364	Waste Resource Management Inc.	\$1,139.20		
4/14/2018	355,870	PMTRX00011461	Purchases		27389	Waste Resource Management Inc.	\$857.92		
4/21/2018	355,869	PMTRX00011461	Purchases		27418	Waste Resource Management Inc.	\$1,920.64		
5/1/2018	356,680	PMTRX00011481	Purchases		27462	Waste Resource Management Inc.	\$3,866.88		
5/5/2018	356,681	PMTRX00011481	Purchases		27499	Waste Resource Management Inc.	\$1,065.28		
5/12/2018	357,344	PMTRX00011498	Purchases		27524	Waste Resource Management Inc.	\$1,072.00		
5/19/2018	357,342	PMTRX00011498	Purchases		27528	Waste Resource Management Inc.	\$374.72		
5/26/2018	357,343	PMTRX00011498	Purchases		27564	Waste Resource Management Inc.	\$702.72		
6/2/2018	358,690	PMTRX00011529	Purchases		27607	Waste Resource Management Inc.	\$793.92		
6/9/2018	358,689	PMTRX00011529	Purchases		27642	Waste Resource Management Inc.	\$1,698.88		
System:	DETAILED TRIAL B 9/24/2018		12:01:21 PM	Page:	314	User Date:	9/24/2018	User ID:	skampsen
N Ky Water District									
6/16/2018	358,688	PMTRX00011529	Purchases		27652	Waste Resource Management Inc.	\$698.24		

Account:	635-3001-001		Description:	Other Contractual Serv. - FTTP	Beginning Balance:	\$0.00		
Trx Date	Jrnl No.	Orig. Audit Trail	Distribution Reference		Orig. Master Number	Orig. Master Name	Debit	Credit
1/5/2018	350,208	PMTRX00011332	Purchases		4003195951	Cintas #315	\$653.94	
1/14/2018	350,777	PMTRX00011347	Purchases		4413805 1/18	Cincinnati Bell	\$112.33	
1/14/2018	350,780	PMTRX00011347	Purchases		4410482 1/18	Cincinnati Bell	\$187.58	
1/19/2018	351,204	PMTRX00011359	Purchases		4003413541	Cintas #315	\$634.90	
1/25/2018	351,198	PMTRX00011359	Purchases		7811600 1/18	Cincinnati Bell	\$333.33	
1/25/2018	351,200	PMTRX00011359	Purchases		7811203 1/18	Cincinnati Bell	\$189.23	
1/29/2018	351,132	PMTRX00011356	Purchases		R 101357	Res/Comm Security Systems Inc.	\$54.00	
1/29/2018	351,133	PMTRX00011356	Purchases		R 101360	Res/Comm Security Systems Inc.	\$54.00	
1/29/2018	351,134	PMTRX00011356	Purchases		R 101362	Res/Comm Security Systems Inc.	\$54.00	
1/29/2018	351,135	PMTRX00011356	Purchases		R 101359	Res/Comm Security Systems Inc.	\$54.00	
1/29/2018	351,280	PMTRX00011360	Purchases		R 101361	Res/Comm Security Systems Inc.	\$54.00	
2/2/2018	352,416	PMTRX00011388	Purchases		4003661250	Cintas #315	\$653.94	
2/14/2018	352,005	PMTRX00011378	Purchases		3182090100000 1/9	Sanitation District No. 1	\$46.38	
2/14/2018	352,269	PMTRX00011384	Purchases		4413805 1/9	Cincinnati Bell	\$112.33	
2/14/2018	352,274	PMTRX00011384	Purchases		4410482 1/9	Cincinnati Bell	\$187.58	
2/16/2018	352,418	PMTRX00011388	Purchases		4003903811	Cintas #315	\$634.90	
2/25/2018	353,008	PMTRX00011398	Purchases		7811203 1/9	Cincinnati Bell	\$189.23	
2/25/2018	353,013	PMTRX00011398	Purchases		7811600 1/9	Cincinnati Bell	\$333.33	
3/2/2018	353,313	PMTRX00011406	Purchases		4004193425	Cintas #315	\$653.94	
3/14/2018	353,602	PMTRX00011412	Purchases		4410482 1/6	Cincinnati Bell	\$184.39	
3/14/2018	353,604	PMTRX00011412	Purchases		4413805 1/6	Cincinnati Bell	\$112.26	
3/16/2018	354,070	PMTRX00011421	Purchases		4004499974	Cintas #315	\$634.90	
3/25/2018	354,333	PMTRX00011424	Purchases		7811600 1/6	Cincinnati Bell	\$333.22	
3/25/2018	354,337	PMTRX00011424	Purchases		7811203 1/6	Cincinnati Bell	\$189.19	
3/29/2018	354,457	PMTRX00011426	Purchases		R 102002	Res/Comm Security Systems Inc.	\$51.00	
3/29/2018	354,458	PMTRX00011426	Purchases		R 102003	Res/Comm Security Systems Inc.	\$51.00	
3/29/2018	354,459	PMTRX00011426	Purchases		R 101996	Res/Comm Security Systems Inc.	\$51.00	

Totals: Account: 635-3000-022  
 Net Change \$24,863.08 Ending Balance \$24,863.08 \$24,863.08 \$0.00

3/29/2018	354,460	PMTRX00011426	Purchases	R 101997	Res/Comm Security Systems Inc.	\$51.00		
3/29/2018	354,461	PMTRX00011426	Purchases	R 101994	Res/Comm Security Systems Inc.	\$51.00		
3/29/2018	354,462	PMTRX00011426	Purchases	R 101995	Res/Comm Security Systems Inc.	\$51.00		
4/1/2018	355,379	PMTRX00011452	Purchases	4004809382	Cintas #315	\$653.94		
4/13/2018	355,376	PMTRX00011452	Purchases	4005148935	Cintas #315	\$634.90		
4/14/2018	355,363	PMTRX00011452	Purchases	4413805 2/9	Cincinnati Bell	\$112.15		
4/25/2018	355,756	PMTRX00011460	Purchases	7811203 2/9	Cincinnati Bell	\$189.13		
4/25/2018	355,757	PMTRX00011460	Purchases	7811600 2/9	Cincinnati Bell	\$333.05		
4/30/2018	355,845	PMTRX00011461	Purchases	R 102287	Res/Comm Security Systems Inc.	\$54.00		
4/30/2018	355,846	PMTRX00011461	Purchases	R 102282	Res/Comm Security Systems Inc.	\$54.00		
4/30/2018	355,847	PMTRX00011461	Purchases	R 102284	Res/Comm Security Systems Inc.	\$54.00		
4/30/2018	355,848	PMTRX00011461	Purchases	R 102286	Res/Comm Security Systems Inc.	\$54.00		
4/30/2018	355,849	PMTRX00011461	Purchases	R 102285	Res/Comm Security Systems Inc.	\$54.00		
5/1/2018	356,139	PMTRX00011468	Purchases	4005488593	Cintas #315	\$646.60		
5/8/2018	356,344	PMTRX00011473	Purchases	3182090100000 5/18	Sanitation District No. 1	\$476.72		
5/11/2018	357,222	PMTRX00011492	Purchases	4005860702	Cintas #315	\$476.49		
5/14/2018	356,585	PMTRX00011480	Purchases	4413805 5/18	Cincinnati Bell	\$112.15		
5/25/2018	357,209	PMTRX00011492	Purchases	7811203 5/18	Cincinnati Bell	\$189.13		
5/25/2018	357,214	PMTRX00011492	Purchases	7811600 5/18	Cincinnati Bell	\$333.05		
5/25/2018	357,218	PMTRX00011492	Purchases	4006202061	Cintas #315	\$680.68		
6/8/2018	357,954	PMTRX00011513	Purchases	4006595601	Cintas #315	\$476.49		
6/14/2018	357,941	PMTRX00011513	Purchases	4413805 1/3	Cincinnati Bell	\$117.35		
6/25/2018	358,725	PMTRX00011530	Purchases	7811600 1/3	Cincinnati Bell	\$333.05		
6/26/2018	358,724	PMTRX00011530	Purchases	7811203 1/3	Cincinnati Bell	\$189.13		
6/26/2018	358,767	PMTRX00011531	Purchases	R 102921	Res/Comm Security Systems Inc.	\$51.00		
6/26/2018	358,768	PMTRX00011531	Purchases	R 102918	Res/Comm Security Systems Inc.	\$51.00		
6/26/2018	358,769	PMTRX00011531	Purchases	R 102919	Res/Comm Security Systems Inc.	\$51.00		
6/26/2018	358,770	PMTRX00011531	Purchases	R 102929	Res/Comm Security Systems Inc.	\$51.00		
6/26/2018	358,771	PMTRX00011531	Purchases	R 102928	Res/Comm Security Systems Inc.	\$51.00		
6/26/2018	358,772	PMTRX00011531	Purchases	R 102920	Res/Comm Security Systems Inc.	\$51.00		
				Net Change		Ending Balance		
Totals:				Account: 635-3001-001	\$13,482.91	\$13,482.91	\$13,482.91	\$0.00
Description:				Other Contractual Serv. - TMTP	Beginning Balance:	\$0.00		
Account:	635-3001-002			Orig. Master Number	Orig. Master Name		Debit	Credit
Trx Date	Jrnl No.	Orig. Audit Trail	Distribution Reference					
1/10/2018	350,530	PMTRX00011341	Purchases	4310282 1/18	Cincinnati Bell		\$298.40	
1/22/2018	351,019	PMTRX00011354	Purchases	5810345 1/18	Cincinnati Bell		\$66.53	
1/25/2018	351,199	PMTRX00011359	Purchases	7810420 1/18	Cincinnati Bell		\$68.14	
System:	DETAILED TRIAL B 9/24/2018	12:01:21 PM		Page:	315	User Date:	9/24/2018	User ID: skampsen
N Ky Water District								
1/26/2018	351,538	PMTRX00011364	Purchases	5811080 1/18	Cincinnati Bell		\$298.44	
2/1/2018	351,581	PMTRX00011368	Purchases	4910801 1/18	Cincinnati Bell		\$132.53	
2/10/2018	352,276	PMTRX00011384	Purchases	4310282 1/9	Cincinnati Bell		\$298.40	
2/22/2018	352,609	PMTRX00011391	Purchases	5810345 1/9	Cincinnati Bell		\$66.53	
2/25/2018	353,012	PMTRX00011398	Purchases	7810420 1/9	Cincinnati Bell		\$68.14	
2/26/2018	353,010	PMTRX00011398	Purchases	5811080 1/9	Cincinnati Bell		\$298.44	
3/1/2018	353,063	PMTRX00011399	Purchases	4910801 1/9	Cincinnati Bell		\$129.38	
3/10/2018	353,600	PMTRX00011412	Purchases	4310282 1/6	Cincinnati Bell		\$298.37	
3/19/2018	354,032	PMTRX00011420	Purchases	438081923000 1/6	Sanitation District No. 1		\$378.00	
3/19/2018	354,035	PMTRX00011420	Purchases	438103599002 1/6	Sanitation District No. 1		\$30.24	
3/22/2018	354,332	PMTRX00011424	Purchases	5810345 1/6	Cincinnati Bell		\$66.49	
3/25/2018	354,336	PMTRX00011424	Purchases	7810420 1/6	Cincinnati Bell		\$68.10	
3/26/2018	354,339	PMTRX00011424	Purchases	5811080 1/6	Cincinnati Bell		\$298.33	
3/29/2018	354,406	PMTRX00011425	Purchases	4910801 1/6	Cincinnati Bell		\$129.40	
4/10/2018	355,005	PMTRX00011441	Purchases	4310282 2/9	Cincinnati Bell		\$298.29	
4/22/2018	355,759	PMTRX00011460	Purchases	5810345 2/9	Cincinnati Bell		\$66.43	
4/25/2018	355,755	PMTRX00011460	Purchases	7810420 2/9	Cincinnati Bell		\$68.04	
4/26/2018	355,751	PMTRX00011460	Purchases	5811080 2/9	Cincinnati Bell		\$298.16	
4/29/2018	355,975	PMTRX00011464	Purchases	4910801 2/9	Cincinnati Bell		\$129.31	
5/2/2018	356,140	PMTRX00011468	Purchases	4005640875	Cintas #315		\$249.45	

5/10/2018	356,281	PMTRX00011470	Purchases	4310282	5/18	Cincinnati Bell	\$298.29
5/16/2018	357,220	PMTRX00011492	Purchases	4005969838		Cintas #315	\$249.45
5/22/2018	356,834	PMTRX00011486	Purchases	5810345	5/18	Cincinnati Bell	\$66.43
5/25/2018	357,208	PMTRX00011492	Purchases	7810420	5/18	Cincinnati Bell	\$68.04
5/26/2018	357,211	PMTRX00011492	Purchases	5811080	5/18	Cincinnati Bell	\$298.16
5/29/2018	357,212	PMTRX00011492	Purchases	4910801	5/18	Cincinnati Bell	\$129.31
5/31/2018	357,217	PMTRX00011492	Purchases	4006344228		Cintas #315	\$249.45
6/10/2018	357,949	PMTRX00011513	Purchases	4310282	1/3	Cincinnati Bell	\$298.29
6/20/2018	358,501	PMTRX00011526	Purchases	438081923000	1/3	Sanitation District No. 1	\$378.00
6/22/2018	358,450	PMTRX00011526	Purchases	5810345	1/3	Cincinnati Bell	\$66.43
6/25/2018	358,728	PMTRX00011530	Purchases	7810420	1/3	Cincinnati Bell	\$68.04
6/26/2018	358,722	PMTRX00011530	Purchases	5811080	1/3	Cincinnati Bell	\$298.16
6/29/2018	358,883	PMTRX00011533	Purchases	4910801	1/3	Cincinnati Bell	\$129.31

Account:	635-3001-003	Totals:	Account:	635-3001-002	Net Change	Ending Balance		
		Description:	Other Contractual Serv. - Laboratory	Beginning Balance:	\$6,700.90	\$6,700.90	\$6,700.90	\$0.00

Trx Date	Jrnl No.	Orig. Audit Trail	Distribution Reference	Orig. Master Number	Orig. Master Name	Debit	Credit
1/14/2018	350,780	PMTRX00011347	Purchases	4410482	Cincinnati Bell	\$187.58	
1/29/2018	351,282	PMTRX00011360	Purchases	2393	RNK Environmental Inc	\$491.00	
1/31/2018	351,172	GLTRX00045562				\$3,105.29	
1/31/2018	351,250	PMTRX00011360	Purchases	LAB CERT. 2018	Kentucky State Treasurer	\$4,000.00	
2/1/2018	352,253	PMTRX00011384	Purchases	57466	Appalachian States Analytical, LLC	\$927.00	
2/13/2018	352,356	PMTRX00011386	Purchases	8359830	Millipore Corporation	\$1,275.42	
2/14/2018	352,274	PMTRX00011384	Purchases	4410482	Cincinnati Bell	\$187.58	
2/16/2018	352,330	PMTRX00011386	Purchases	57453	Fouser Environmental Services	\$310.00	
2/19/2018	352,630	PMTRX00011391	Purchases	12729	LabtronX, Inc	\$637.13	
2/20/2018	352,355	PMTRX00011386	Purchases	50469	Marston Technical Service Inc.	\$1,968.60	
2/26/2018	353,004	PMTRX00011398	Purchases	2396	RNK Environmental Inc	\$292.00	
2/28/2018	352,524	GLTRX00045787				\$6,227.68	
3/1/2018	353,178	PMTRX00011403	Purchases	20255998	Environmental Laboratories, Inc.	\$75.00	
3/13/2018	353,771	PMTRX00011417	Purchases	2398	RNK Environmental Inc	\$4,775.00	
3/14/2018	353,602	PMTRX00011412	Purchases	4410482	Cincinnati Bell	\$184.39	
3/23/2018	354,003	PMTRX00011420	Purchases	20261867	Environmental Laboratories, Inc.	\$75.00	
3/26/2018	354,464	PMTRX00011426	Purchases	2400	RNK Environmental Inc	\$365.00	
3/30/2018	354,273	GLTRX00045985				\$4,834.02	
4/30/2018	355,652	GLTRX00046148				\$4,335.87	
4/30/2018	355,750	PMTRX00011460	Purchases	27328	Chase Environmental Group	\$105.00	
5/1/2018	356,078	PMTRX00011467	Purchases	2402	RNK Environmental Inc	\$350.00	
5/2/2018	356,048	PMTRX00011467	Purchases	20263934	Environmental Laboratories, Inc.	\$65.00	
5/17/2018	357,002	RECVG00002358	Purchases	RCT0000010415	Thermo Electron NA LLC	\$7,068.67	
5/17/2018	357,002	RECVG00002358	Freight	RCT0000010415	Thermo Electron NA LLC	\$10.00	
5/22/2018	356,614	PMTRX00011480	Purchases	20265184	Environmental Laboratories, Inc.	\$50.00	
5/30/2018	357,317	PMTRX00011497	Purchases	2404	RNK Environmental Inc	\$390.00	
5/31/2018	357,112	GLTRX00046327				\$6,458.85	
6/1/2018	357,601	PMTRX00011504	Purchases	31-1805702-0	ALS Group USA, Corp.	\$150.00	
6/1/2018	357,701	PMTRX00011506	Purchases	18050479	Kentucky State Treasurer	\$600.00	
6/12/2018	357,737	PMTRX00011508	Purchases	9919	Scientific Equipment Service, Inc.	\$660.00	
6/13/2018	357,675	PMTRX00011505	Purchases	58395	Fouser Environmental Services	\$140.00	
6/29/2018	358,660	PMTRX00011529	Purchases	20268816	Environmental Laboratories, Inc.	\$42.00	
6/30/2018	358,621	GLTRX00046514				\$5,012.99	

System:	DETAILED TRIAL B 9/24/2018	12:01:21 PM	Page:	316	User Date:	9/24/2018	User ID:	skampsen
---------	----------------------------	-------------	-------	-----	------------	-----------	----------	----------

Account:	635-3001-022	Totals:	Account:	635-3001-003	Net Change	Ending Balance		
		Description:	Other Contractual Service-Sludge TMTP	Beginning Balance:	\$55,356.07	\$55,356.07	\$55,356.07	\$0.00

Trx Date	Jrnl No.	Orig. Audit Trail	Distribution Reference	Orig. Master Number	Orig. Master Name	Debit	Credit
2/3/2018	351,687	PMTRX00011371	Purchases	27087	Waste Resource Management Inc.	\$320.00	

		Totals:	Account:	635-3001-022	Net Change	Ending Balance		
					\$320.00	\$320.00	\$320.00	\$0.00

Account:	635-3001-029	Description:	Contractual Services Other- Ops MPTP	Beginning Balance:	\$0.00			
Trx Date	Jrnl No.	Orig. Audit Trail	Distribution Reference	Orig. Master Number	Orig. Master Name	Debit	Credit	
2/14/2018	352,003	PMTRX00011378	Purchases	3158053737002 1/9	Sanitation District No. 1	\$923.70		
5/8/2018	356,345	PMTRX00011473	Purchases	3158053737002 5/18	Sanitation District No. 1	\$1,227.37		

Account:	635-3002-001	Description:	Snow Removal-FTTP	Beginning Balance:	\$0.00				
Trx Date	Jrnl No.	Orig. Audit Trail	Distribution Reference	Orig. Master Number	Orig. Master Name	Debit	Credit		
1/2/2018	350,188	PMTRX00011331	Purchases	9594	Wessel Lawncare & Landscaping	\$525.00			
1/9/2018	350,476	PMTRX00011338	Purchases	9640	Wessel Lawncare & Landscaping	\$525.00			
1/18/2018	350,602	PMTRX00011344	Purchases	9641	Wessel Lawncare & Landscaping	\$875.00			
1/22/2018	350,847	PMTRX00011348	Purchases	9684	Wessel Lawncare & Landscaping	\$1,050.00			
2/6/2018	351,663	PMTRX00011370	Purchases	9718	Wessel Lawncare & Landscaping	\$525.00			
2/12/2018	351,906	PMTRX00011375	Purchases	9723	Wessel Lawncare & Landscaping	\$700.00			
2/20/2018	352,370	PMTRX00011386	Purchases	9747	Wessel Lawncare & Landscaping	\$175.00			
3/22/2018	353,776	PMTRX00011417	Purchases	9841	Wessel Lawncare & Landscaping	\$700.00			
3/26/2018	354,045	PMTRX00011420	Purchases	9844	Wessel Lawncare & Landscaping	\$350.00			
Totals:					Net Change	Ending Balance			
				Account:	635-3002-001	\$2,151.07	\$2,151.07	\$2,151.07	\$0.00

Account:	635-3002-002	Description:	Snow Removal- TMTTP	Beginning Balance:	\$0.00				
Trx Date	Jrnl No.	Orig. Audit Trail	Distribution Reference	Orig. Master Number	Orig. Master Name	Debit	Credit		
1/2/2018	350,188	PMTRX00011331	Purchases	9594	Wessel Lawncare & Landscaping	\$390.00			
1/9/2018	350,476	PMTRX00011338	Purchases	9640	Wessel Lawncare & Landscaping	\$860.00			
1/18/2018	350,602	PMTRX00011344	Purchases	9641	Wessel Lawncare & Landscaping	\$835.00			
1/22/2018	350,847	PMTRX00011348	Purchases	9684	Wessel Lawncare & Landscaping	\$1,665.00			
2/6/2018	351,663	PMTRX00011370	Purchases	9718	Wessel Lawncare & Landscaping	\$1,180.00			
2/12/2018	351,906	PMTRX00011375	Purchases	9723	Wessel Lawncare & Landscaping	\$855.00			
2/20/2018	352,370	PMTRX00011386	Purchases	9747	Wessel Lawncare & Landscaping	\$425.00			
3/22/2018	353,776	PMTRX00011417	Purchases	9841	Wessel Lawncare & Landscaping	\$905.00			
3/26/2018	354,045	PMTRX00011420	Purchases	9844	Wessel Lawncare & Landscaping	\$260.00			
Totals:					Net Change	Ending Balance			
				Account:	635-3002-002	\$5,425.00	\$5,425.00	\$5,425.00	\$0.00

Account:	635-3003-001	Description:	Grounds Keeping-FTTP	Beginning Balance:	\$0.00				
Trx Date	Jrnl No.	Orig. Audit Trail	Distribution Reference	Orig. Master Number	Orig. Master Name	Debit	Credit		
3/4/2018	353,157	PMTRX00011402	Purchases	1509	Butler Lawn Care & Landscaping	\$300.00			
3/12/2018	354,157	PMTRX00011422	Purchases	1517	Butler Lawn Care & Landscaping	\$200.00			
4/5/2018	355,168	PMTRX00011449	Purchases	1557	Butler Lawn Care & Landscaping	\$900.00			
4/6/2018	355,170	PMTRX00011449	Purchases	1558	Butler Lawn Care & Landscaping	\$150.00			
4/9/2018	355,169	PMTRX00011449	Purchases	1561	Butler Lawn Care & Landscaping	\$900.00			
4/19/2018	355,454	PMTRX00011454	Purchases	1577	Butler Lawn Care & Landscaping	\$900.00			
4/24/2018	355,743	PMTRX00011460	Purchases	1582	Butler Lawn Care & Landscaping	\$900.00			
5/21/2018	357,372	PMTRX00011499	Purchases	1594	Butler Lawn Care & Landscaping	\$900.00			
5/21/2018	357,373	PMTRX00011499	Purchases	1604	Butler Lawn Care & Landscaping	\$900.00			
6/1/2018	358,446	PMTRX00011526	Purchases	1554	Butler Lawn Care & Landscaping	\$850.00			
6/1/2018	358,882	PMTRX00011533	Purchases	1625	Butler Lawn Care & Landscaping	\$900.00			
6/14/2018	358,881	PMTRX00011533	Purchases	1655	Butler Lawn Care & Landscaping	\$2,700.00			
6/22/2018	358,880	PMTRX00011533	Purchases	1667	Butler Lawn Care & Landscaping	\$900.00			
Totals:					Net Change	Ending Balance			
				Account:	635-3003-001	\$7,375.00	\$7,375.00	\$7,375.00	\$0.00

Account:	635-3003-002	Description:	Grounds Keeping- TMTTP	Beginning Balance:	\$0.00				
Trx Date	Jrnl No.	Orig. Audit Trail	Distribution Reference	Orig. Master Number	Orig. Master Name	Debit	Credit		
3/12/2018	354,157	PMTRX00011422	Purchases	1517	Butler Lawn Care & Landscaping	\$250.00			
System:	DETAILED TRIAL B	9/24/2018	12:01:21 PM	Page:	317	User Date:	9/24/2018	User ID: skampsen	
N Ky Water District									
4/24/2018	355,743	PMTRX00011460	Purchases	1582	Butler Lawn Care & Landscaping	\$320.00			
Totals:					Net Change	Ending Balance			
				Account:	635-3003-002	\$570.00	\$570.00	\$570.00	\$0.00

Account:	635-3004-029	Description:	Contract Services - Phone Lines MPTP	Beginning Balance:	\$0.00			
Trx Date	Jrnl No.	Orig. Audit Trail	Distribution Reference	Orig. Master Number	Orig. Master Name	Debit	Credit	



1/14/2018	350,778	PMTRX00011347	Purchases	4414090	1/18	Cincinnati Bell	\$407.28		
1/14/2018	350,781	PMTRX00011347	Purchases	4410675	1/18	Cincinnati Bell	\$176.99		
1/14/2018	350,783	PMTRX00011347	Purchases	4410896	1/18	Cincinnati Bell	\$61.52		
1/14/2018	350,786	PMTRX00011347	Purchases	4419198	1/18	Cincinnati Bell	\$174.64		
1/16/2018	350,785	PMTRX00011347	Purchases	4410813	1/18	Cincinnati Bell	\$69.23		
1/19/2018	351,297	PMTRX00011361	Purchases	P461378378-18019		Cincinnati Bell	\$1,299.64		
1/22/2018	351,022	PMTRX00011354	Purchases	2920102	1/18	Cincinnati Bell	\$54.58		
2/14/2018	352,268	PMTRX00011384	Purchases	4414090	1/9	Cincinnati Bell	\$407.28		
2/14/2018	352,270	PMTRX00011384	Purchases	4419198	1/9	Cincinnati Bell	\$174.64		
2/14/2018	352,271	PMTRX00011384	Purchases	4410675	1/9	Cincinnati Bell	\$176.99		
2/14/2018	352,273	PMTRX00011384	Purchases	4410896	1/9	Cincinnati Bell	\$61.52		
2/16/2018	352,382	PMTRX00011387	Purchases	4410813	1/9	Cincinnati Bell	\$69.23		
2/19/2018	352,612	PMTRX00011391	Purchases	P461378378-18050		Cincinnati Bell	\$655.21		
2/22/2018	352,610	PMTRX00011391	Purchases	2920102	1/9	Cincinnati Bell	\$54.58		
3/14/2018	353,605	PMTRX00011412	Purchases	4414090	1/6	Cincinnati Bell	\$407.21		
3/14/2018	353,607	PMTRX00011412	Purchases	4410675	1/6	Cincinnati Bell	\$176.89		
3/14/2018	353,609	PMTRX00011412	Purchases	4419198	1/6	Cincinnati Bell	\$174.57		
3/14/2018	353,612	PMTRX00011412	Purchases	4410896	1/6	Cincinnati Bell	\$61.49		
3/16/2018	353,996	PMTRX00011420	Purchases	4410813	1/6	Cincinnati Bell	\$69.19		
3/19/2018	354,407	PMTRX00011425	Purchases	P461378378-18078		Cincinnati Bell	\$654.49		
3/22/2018	354,340	PMTRX00011424	Purchases	2920102	1/6	Cincinnati Bell	\$54.54		
4/14/2018	355,364	PMTRX00011452	Purchases	4414090	2/9	Cincinnati Bell	\$407.10		
4/14/2018	355,370	PMTRX00011452	Purchases	4410896	2/9	Cincinnati Bell	\$61.42		
4/14/2018	355,372	PMTRX00011452	Purchases	4410675	2/9	Cincinnati Bell	\$176.71		
4/14/2018	355,373	PMTRX00011452	Purchases	4419198	2/9	Cincinnati Bell	\$174.32		
4/16/2018	355,366	PMTRX00011452	Purchases	4410813	2/9	Cincinnati Bell	\$69.12		
4/22/2018	355,758	PMTRX00011460	Purchases	2920102	2/9	Cincinnati Bell	\$54.48		
5/1/2018	356,018	PMTRX00011465	Purchases	P461378378-18109		Cincinnati Bell	\$647.78		
5/14/2018	356,582	PMTRX00011480	Purchases	4419198	5/18	Cincinnati Bell	\$174.32		
5/14/2018	356,584	PMTRX00011480	Purchases	4414090	5/18	Cincinnati Bell	\$407.10		
5/14/2018	356,590	PMTRX00011480	Purchases	4410896	5/18	Cincinnati Bell	\$61.42		
5/14/2018	356,592	PMTRX00011480	Purchases	4410675	5/18	Cincinnati Bell	\$176.71		
5/16/2018	356,593	PMTRX00011480	Purchases	4410813	5/18	Cincinnati Bell	\$69.12		
5/19/2018	357,004	PMTRX00011488	Purchases	P461378378-18139		Cincinnati Bell	\$648.02		
5/22/2018	356,837	PMTRX00011486	Purchases	2920102	5/18	Cincinnati Bell	\$54.48		
6/14/2018	357,936	PMTRX00011513	Purchases	4410896	1/3	Cincinnati Bell	\$61.42		
6/14/2018	357,938	PMTRX00011513	Purchases	4410675	1/3	Cincinnati Bell	\$176.71		
6/14/2018	357,940	PMTRX00011513	Purchases	4414090	1/3	Cincinnati Bell	\$407.10		
6/14/2018	357,944	PMTRX00011513	Purchases	4419198	1/3	Cincinnati Bell	\$174.32		
6/16/2018	358,280	PMTRX00011518	Purchases	4410813	1/3	Cincinnati Bell	\$69.12		
6/19/2018	358,451	PMTRX00011526	Purchases	9461378378	1/3	Cincinnati Bell	\$646.91		
6/22/2018	358,449	PMTRX00011526	Purchases	2920102	715827883/21	Cincinnati Bell	\$54.48		
				Totals:		Net Change	Ending Balance		
Account:	635-3005-002		Description:	Account:	635-3004-029	\$10,213.87	\$10,213.87	\$10,213.87	\$0.00
Trx Date	Jrnl No.	Orig. Audit Trail	Distribution Reference	Security-TMTP	Beginning Balance:	\$0.00			
4/5/2018	355,168	PMTRX00011449	Purchases		Orig. Master Number	1557	Butler Lawn Care & Landscaping	\$350.00	Credit
4/9/2018	355,169	PMTRX00011449	Purchases			1561	Butler Lawn Care & Landscaping	\$350.00	
5/21/2018	357,372	PMTRX00011499	Purchases			1594	Butler Lawn Care & Landscaping	\$320.00	
5/21/2018	357,373	PMTRX00011499	Purchases			1604	Butler Lawn Care & Landscaping	\$320.00	
6/1/2018	358,882	PMTRX00011533	Purchases			1625	Butler Lawn Care & Landscaping	\$320.00	
6/14/2018	358,881	PMTRX00011533	Purchases			1655	Butler Lawn Care & Landscaping	\$1,110.00	
6/22/2018	358,880	PMTRX00011533	Purchases			1667	Butler Lawn Care & Landscaping	\$320.00	
				Totals:		Net Change	Ending Balance		
Account:	635-3005-029		Description:	Account:	635-3005-002	\$3,090.00	\$3,090.00	\$3,090.00	\$0.00
Trx Date	Jrnl No.	Orig. Audit Trail	Distribution Reference	Contractual Services - MPTP	Beginning Balance:	\$0.00			
3/12/2018	354,157	PMTRX00011422	Purchases		Orig. Master Number	1517	Butler Lawn Care & Landscaping	\$200.00	Credit
4/24/2018	355,743	PMTRX00011460	Purchases			1582	Butler Lawn Care & Landscaping	\$350.00	

5/21/2018	357,372	PMTRX00011499	Purchases	1594	Butler Lawn Care & Landscaping	\$350.00			
5/21/2018	357,373	PMTRX00011499	Purchases	1604	Butler Lawn Care & Landscaping	\$350.00			
6/1/2018	358,882	PMTRX00011533	Purchases	1625	Butler Lawn Care & Landscaping	\$350.00			
System:	DETAILED TRIAL B	9/24/2018	12:01:21 PM	Page:	318	User Date:	9/24/2018	User ID:	skampsen
N Ky Water District									
6/14/2018	358,881	PMTRX00011533	Purchases	1655	Butler Lawn Care & Landscaping	\$1,200.00			
6/22/2018	358,880	PMTRX00011533	Purchases	1667	Butler Lawn Care & Landscaping	\$350.00			
			Totals:	Account:	635-3005-029	Net Change	Ending Balance		
Account:	635-3006-029	Description:		Snow Removal MPTP	\$3,150.00	\$3,150.00	\$3,150.00	\$0.00	
Trx Date	Jrnl No.	Orig. Audit Trail	Distribution Reference	Beginning Balance:	Orig. Master Number	Orig. Master Name	Debit	Credit	
1/2/2018	350,188	PMTRX00011331	Purchases	\$0.00	9594	Wessel Lawncare & Landscaping	\$1,030.00		
1/9/2018	350,476	PMTRX00011338	Purchases		9640	Wessel Lawncare & Landscaping	\$450.00		
1/18/2018	350,602	PMTRX00011344	Purchases		9641	Wessel Lawncare & Landscaping	\$600.00		
1/22/2018	350,847	PMTRX00011348	Purchases		9684	Wessel Lawncare & Landscaping	\$750.00		
2/6/2018	351,663	PMTRX00011370	Purchases		9718	Wessel Lawncare & Landscaping	\$450.00		
2/12/2018	351,906	PMTRX00011375	Purchases		9723	Wessel Lawncare & Landscaping	\$450.00		
2/20/2018	352,370	PMTRX00011386	Purchases		9747	Wessel Lawncare & Landscaping	\$150.00		
3/22/2018	353,776	PMTRX00011417	Purchases		9841	Wessel Lawncare & Landscaping	\$450.00		
3/26/2018	354,045	PMTRX00011420	Purchases		9844	Wessel Lawncare & Landscaping	\$810.00		
			Totals:	Account:	635-3006-029	Net Change	Ending Balance		
Account:	635-4000-001	Description:		Other Contractual Serv. - FTTP	\$5,140.00	\$5,140.00	\$5,140.00	\$0.00	
Trx Date	Jrnl No.	Orig. Audit Trail	Distribution Reference	Beginning Balance:	Orig. Master Number	Orig. Master Name	Debit	Credit	
1/1/2018	350,138	PMTRX00011331	Purchases	\$0.00	1039861 1/18	Cincinnati Bell	\$36.74		
1/2/2018	350,134	PMTRX00011331	Purchases		10739	Best Way Disposal	\$78.45		
1/2/2018	350,136	PMTRX00011331	Purchases		10457	Best Way Disposal	\$342.19		
1/9/2018	350,350	PMTRX00011335	Purchases		85281	Document Destruction	\$65.00		
1/11/2018	350,853	PMTRX00011350	Purchases		935	A-1 Electric Motor Service	\$70.00		
1/11/2018	350,900	PMTRX00011350	Purchases		38748127	Trane U.S., Inc.	\$760.00		
1/16/2018	350,899	PMTRX00011350	Purchases		38756717	Trane U.S., Inc.	\$436.00		
1/31/2018	351,172	GLTRX00045562					\$414.45		
2/1/2018	351,577	PMTRX00011368	Purchases	11453		Best Way Disposal	\$300.08		
2/1/2018	351,578	PMTRX00011368	Purchases	11736		Best Way Disposal	\$78.45		
2/1/2018	351,585	PMTRX00011368	Purchases	1039861 1/9		Cincinnati Bell	\$36.74		
2/1/2018	351,869	PMTRX00011375	Purchases	79268		Lawn Systems, Inc.	\$5,999.00		
2/1/2018	351,960	PMTRX00011377	Purchases	90606		R & M Welding Products Inc	\$97.88		
2/1/2018	352,390	PMTRX00011387	Purchases	18-0217		Greater Comfort Heating & Air	\$165.00		
2/1/2018	352,393	PMTRX00011387	Purchases	17-4125		Greater Comfort Heating & Air	\$800.00		
2/5/2018	351,642	PMTRX00011370	Purchases	01-18-007-1		Marine Solutions Inc.	\$2,900.00		
2/6/2018	351,876	PMTRX00011375	Purchases	01-18-012-1		Marine Solutions Inc.	\$7,950.00		
2/12/2018	352,408	PMTRX00011387	Purchases	38812643		Trane U.S., Inc.	\$632.00		
2/22/2018	352,645	PMTRX00011391	Purchases	15		Victory Janitorial Service, Inc.	\$555.00		
2/28/2018	352,524	GLTRX00045787					\$566.13		
3/1/2018	353,115	PMTRX00011402	Purchases	12404		Best Way Disposal	\$78.45		
3/1/2018	353,116	PMTRX00011402	Purchases	12120		Best Way Disposal	\$350.08		
3/1/2018	353,152	PMTRX00011402	Purchases	91227		R & M Welding Products Inc	\$88.60		
3/1/2018	353,208	PMTRX00011403	Purchases	38832783		Trane U.S., Inc.	\$2,808.00		
3/1/2018	353,308	PMTRX00011406	Purchases	1039861 1/6		Cincinnati Bell	\$36.56		
3/1/2018	353,470	PMTRX00011410	Purchases	10148		Geiler Company, The	\$1,809.97		
3/1/2018	353,471	PMTRX00011410	Purchases	10147		Geiler Company, The	\$3,375.00		
3/2/2018	353,196	PMTRX00011403	Purchases	10830045		Jolly Plumbing	\$569.63		
3/20/2018	353,745	PMTRX00011417	Purchases	87898		Document Destruction	\$65.00		
3/30/2018	354,273	GLTRX00045985					\$566.13		
3/31/2018	354,463	PMTRX00011426	Purchases	91844		R & M Welding Products Inc	\$97.88		
4/1/2018	354,667	PMTRX00011432	Purchases	1039861 2/9		Cincinnati Bell	\$36.56		
4/1/2018	354,741	RECVG00002344	Purchases	RCT0000010335		Trane U.S., Inc.	\$1,799.00		
4/1/2018	355,163	RECVG00002347	Purchases	RCT0000010356		Jolly Plumbing	\$3,130.07		
4/1/2018	355,163	RECVG00002347	Trade Discounts	RCT0000010356		Jolly Plumbing		\$200.00	

4/2/2018	354,658	PMTRX00011432	Purchases	13927	Best Way Disposal	\$78.45		
4/2/2018	354,659	PMTRX00011432	Purchases	13646	Best Way Disposal	\$349.42		
4/2/2018	355,178	PMTRX00011449	Purchases	18-0731	Greater Comfort Heating & Air	\$737.05		
4/4/2018	354,734	PMTRX00011434	Purchases	82829	Rawdon Myers Inc	\$450.00		
4/10/2018	355,035	PMTRX00011442	Purchases	36854	Eckstein Roofing Co.	\$700.00		
4/10/2018	355,097	PMTRX00011445	Purchases	11424580	Jolly Plumbing	\$594.50		
4/19/2018	355,345	PMTRX00011452	Purchases	600196	ACE Exterminating Co. / Dawn	\$117.00		
4/21/2018	355,844	PMTRX00011461	Purchases	25809	Raynmaster Lawn Sprinklers	\$614.00		
4/25/2018	355,480	PMTRX00011454	Purchases	1142377	Glenwood Elec Inc.	\$1,843.68		
4/30/2018	355,652	GLTRX00046148				\$566.13		
4/30/2018	355,889	PMTRX00011462	Purchases	92496	R & M Welding Products Inc	\$94.78		
5/1/2018	356,006	PMTRX00011465	Purchases	14953	Best Way Disposal	\$300.73		
5/1/2018	356,008	PMTRX00011465	Purchases	15233	Best Way Disposal	\$78.45		
5/1/2018	356,014	PMTRX00011465	Purchases	1039861	Cincinnati Bell	\$36.56		
5/1/2018	356,142	PMTRX00011468	Purchases	1142471	Glenwood Elec Inc.	\$1,651.23		
System:	DETAILED TRIAL B 9/24/2018	12:01:21 PM	Page:	319	User Date:	9/24/2018	User ID:	skampsen

N Ky Water District

5/1/2018	356,146	PMTRX00011468	Purchases	18-0565	Greater Comfort Heating & Air	\$800.00		
5/1/2018	356,168	PMTRX00011468	Purchases	95253310	Tremco/Weatherproofing	\$3,600.00		
5/1/2018	357,310	PMTRX00011496	Purchases	CFV33724001	Otis Elevator Company	\$686.70		
5/7/2018	356,079	PMTRX00011467	Purchases	2436666	RUMPKE	\$425.99		
5/9/2018	356,110	PMTRX00011468	Purchases	602463	ACE Exterminating Co. / Dawn	\$147.00		
5/18/2018	357,257	PMTRX00011494	Purchases	18-0996	Greater Comfort Heating & Air	\$525.00		
5/29/2018	357,232	PMTRX00011493	Purchases	90484	Document Destruction	\$65.00		
5/31/2018	357,112	GLTRX00046327				\$566.13		
5/31/2018	357,316	PMTRX00011497	Purchases	93121	R & M Welding Products Inc	\$97.88		
6/1/2018	357,617	PMTRX00011504	Purchases	1039861	Cincinnati Bell	\$36.56		
6/1/2018	358,448	PMTRX00011526	Purchases	702252	CE Power Solutions, LLC	\$1,900.00		
6/5/2018	357,734	PMTRX00011507	Purchases	2450289	RUMPKE	\$290.96		
6/6/2018	358,464	PMTRX00011526	Purchases	18-1653	Greater Comfort Heating & Air	\$135.00		
6/7/2018	358,263	PMTRX00011518	Purchases	20459	Advantage Group Engineers Inc.	\$2,340.00		
6/14/2018	358,508	PMTRX00011526	Purchases	39096175	Trane U.S., Inc.	\$1,443.00		
6/30/2018	358,621	GLTRX00046514				\$566.13		
6/30/2018	358,894	PMTRX00011533	Purchases	93762	R & M Welding Products Inc	\$94.78		

Account: 635-4000-002			Totals:	Account: 635-4000-001	Net Change	Ending Balance	\$59,026.15	\$200.00
Trx Date			Description:	Other Contractual Serv. - TMTP	\$58,826.15	\$58,826.15		
Jrnl No.			Distribution Reference	Beginning Balance:	\$0.00			
Orig. Audit Trail				Orig. Master Number	Orig. Master Name	Debit	Credit	
1/1/2018	350,517	PMTRX00011341	Purchases	683523 TMTP 2018	ACE Exterminating Co. / Dawn	\$682.10		
2/1/2018	352,389	PMTRX00011387	Purchases	17-2780	Greater Comfort Heating & Air	\$982.15		
2/1/2018	352,391	PMTRX00011387	Purchases	18-0196	Greater Comfort Heating & Air	\$567.80		
2/1/2018	352,396	PMTRX00011387	Purchases	17-4123	Greater Comfort Heating & Air	\$360.00		
2/1/2018	352,734	PMTRX00011394	Purchases	18-0015	Greater Comfort Heating & Air	\$877.82		
3/1/2018	353,488	PMTRX00011410	Purchases	3003753695	ThyssenKrupp Elevator	\$87.82		
4/1/2018	355,177	PMTRX00011449	Purchases	18-0676	Greater Comfort Heating & Air	\$105.00		
4/6/2018	355,176	PMTRX00011449	Purchases	18-0802	Greater Comfort Heating & Air	\$195.00		
5/31/2018	357,378	PMTRX00011499	Purchases	941191	DeBra-Kuempel	\$653.60		
6/1/2018	357,679	PMTRX00011506	Purchases	18-1227	Greater Comfort Heating & Air	\$294.36		
6/1/2018	357,741	PMTRX00011508	Purchases	3003907014	ThyssenKrupp Elevator	\$87.82		
6/1/2018	358,448	PMTRX00011526	Purchases	702252	CE Power Solutions, LLC	\$3,350.00		
6/2/2018	357,613	PMTRX00011504	Purchases	1561	Cains Customs Inc.	\$675.00		
6/4/2018	358,039	PMTRX00011516	Purchases	66875	Overhead Door Co of Northern KY	\$438.00		

Account: 635-4000-003			Totals:	Account: 635-4000-002	Net Change	Ending Balance	\$9,356.47	\$0.00
Trx Date			Description:	Other Contractual Serv. - Laboratory	\$9,356.47	\$9,356.47		
Jrnl No.			Distribution Reference	Beginning Balance:	\$0.00			
Orig. Audit Trail				Orig. Master Number	Orig. Master Name	Debit	Credit	
1/18/2018	351,534	PMTRX00011364	Purchases	2387067	RUMPKE	\$10.00		
2/14/2018	352,004	PMTRX00011378	Purchases	31820900000000	Sanitation District No. 1	\$1,248.29		
3/1/2018	353,362	PMTRX00011407	Purchases	2399929	RUMPKE	\$10.00		

4/1/2018	354,708	PMTRX00011433	Purchases	2412619	RUMPKE	\$10.00	
4/18/2018	355,853	PMTRX00011461	Purchases	2426416	RUMPKE	\$10.00	
5/8/2018	356,347	PMTRX00011473	Purchases	3182090000000 5/18	Sanitation District No. 1	\$1,317.86	
6/1/2018	358,047	PMTRX00011516	Purchases	2440081	RUMPKE	\$10.00	
6/18/2018	358,756	PMTRX00011530	Purchases	2453613	RUMPKE	\$10.00	

Account:	635-4000-020	Totals:	Account:	635-4000-003	Net Change	Ending Balance		
Trx Date	Jrnl No.	Description:	Contract Serv. Other - Instrumentation	Beginning Balance:	\$2,626.15	\$2,626.15	\$2,626.15	\$0.00

Trx Date	Jrnl No.	Orig. Audit Trail	Distribution Reference	Orig. Master Number	Orig. Master Name	Debit	Credit
1/1/2018	350,140	PMTRX00011331	Purchases	D160351 01/18	Cincinnati Bell	\$1,454.50	
1/3/2018	350,194	RECVG00002315	Purchases	RCT0000010153	Fastech Alarms &	\$1,153.86	
1/18/2018	351,092	PMTRX00011355	Purchases	16676	Fastech Alarms &	\$150.00	
1/22/2018	351,211	PMTRX00011359	Purchases	16700	Fastech Alarms &	\$396.48	
1/31/2018	351,172	GLTRX00045562				\$63.17	
2/1/2018	351,584	PMTRX00011368	Purchases	D160351 02/18	Cincinnati Bell	\$1,454.50	
2/1/2018	351,904	PMTRX00011375	Purchases	9800411883	Verizon Wireless	\$150.10	
2/1/2018	352,683	RECVG00002334	Purchases	RCT0000010266	Fastech Alarms &	\$1,695.36	
2/2/2018	352,383	PMTRX00011387	Purchases	16924	Fastech Alarms &	\$314.39	
2/5/2018	351,893	PMTRX00011375	Purchases	18-01103	Security Fence Group, Inc.	\$150.00	
2/5/2018	351,894	PMTRX00011375	Purchases	18-01102	Security Fence Group, Inc.	\$190.00	
2/8/2018	352,384	PMTRX00011387	Purchases	16952	Fastech Alarms &	\$75.00	
2/8/2018	352,682	RECVG00002334	Purchases	RCT0000010265	Fastech Alarms &	\$1,139.69	
2/28/2018	352,524	GLTRX00045787				\$63.17	
3/1/2018	353,306	PMTRX00011406	Purchases	D160351 03/18	Cincinnati Bell	\$1,454.49	
3/1/2018	353,376	PMTRX00011407	Purchases	9802221693	Verizon Wireless	\$150.10	

System:	DETAILED TRIAL B 9/24/2018	12:01:21 PM	Page:	320	User Date:	9/24/2018	User ID:	skampsen
---------	----------------------------	-------------	-------	-----	------------	-----------	----------	----------

N Ky Water District								
3/7/2018	353,364	PMTRX00011407	Purchases	18-0205	Security Fence Group, Inc.	\$270.00		
3/7/2018	353,365	PMTRX00011407	Purchases	18-01221	Security Fence Group, Inc.	\$378.00		
3/15/2018	354,411	PMTRX00011425	Purchases	17088	Fastenal Company	\$231.17		
3/23/2018	354,487	PMTRX00011426	Purchases	9804063690	Verizon Wireless	\$150.10		
3/30/2018	354,273	GLTRX00045985				\$63.17		
3/31/2018	354,469	PMTRX00011426	Purchases	18-0219	Security Fence Group, Inc.	\$321.00		
4/1/2018	354,623	PMTRX00011430	Purchases	17088	Fastech Alarms &	\$231.17		
4/1/2018	354,668	PMTRX00011432	Purchases	D160351 04/18	Cincinnati Bell	\$1,454.49		
4/9/2018	354,622	PMVVR00001375	Purchases	17088	Fastenal Company		\$231.17	
4/11/2018	355,038	PMTRX00011442	Purchases	17176	Fastech Alarms &	\$436.25		
4/16/2018	355,878	RECVG00002351	Purchases	RCT0000010372	R & M Fence & Construction	\$2,350.00		
4/17/2018	355,037	PMTRX00011442	Purchases	17220	Fastech Alarms &	\$241.23		
4/23/2018	355,744	PMTRX00011460	Purchases	90058508	Calgon Carbon Corporation	\$307.31		
4/30/2018	355,652	GLTRX00046148				\$63.17		
5/1/2018	356,012	PMTRX00011465	Purchases	D160351 05/18	Cincinnati Bell	\$1,454.49		
5/1/2018	356,094	PMTRX00011467	Purchases	9805912806	Verizon Wireless	\$150.10		
5/1/2018	356,693	RECVG00002356	Purchases	RCT0000010403	Glenwood Elec Inc.	\$1,138.25		
5/23/2018	356,839	PMTRX00011486	Purchases	57592	Concrete Coring Inc	\$250.00		
5/23/2018	357,397	PMTRX00011499	Purchases	9807766234	Verizon Wireless	\$150.10		
5/31/2018	357,112	GLTRX00046327				\$63.17		
6/1/2018	357,619	PMTRX00011504	Purchases	D160351 06/18	Cincinnati Bell	\$1,454.49		
6/1/2018	358,057	PMTRX00011516	Purchases	18-0515	Security Fence Group, Inc.	\$310.00		
6/6/2018	358,080	PMTRX00011516	Purchases	6003387	DanSon - Aegis Protective Services	\$605.64		
6/9/2018	357,669	PMTRX00011505	Purchases	17338	Fastech Alarms &	\$264.06		
6/15/2018	358,028	RECVG00002369	Purchases	RCT0000010466	United Electric Co. Inc	\$6,861.00		
6/30/2018	358,621	GLTRX00046514				\$63.17		

Account:	635-4000-027	Totals:	Account:	635-4000-020	Net Change	Ending Balance		
Trx Date	Jrnl No.	Description:	Contractual Services-Reservoir Cleaning	Beginning Balance:	\$29,085.17	\$29,085.17	\$29,316.34	\$231.17

Trx Date	Jrnl No.	Orig. Audit Trail	Distribution Reference	Orig. Master Number	Orig. Master Name	Debit	Credit
1/31/2018	351,124	GLTRX00045553				\$5,734.68	
2/26/2018	352,506	GLTRX00045760				\$5,734.68	

3/29/2018	354,144	GLTRX00045963							\$5,734.68
4/30/2018	355,340	GLTRX00046108							\$5,734.68
5/31/2018	356,807	GLTRX00046261							\$5,734.68
6/30/2018	358,195	GLTRX00046432							\$5,734.68

Totals:				Account:	635-4000-027	Net Change	Ending Balance		
Account:	635-4000-029	Description:		Contractual Services Other- Maint. MP	Beginning Balance:	\$34,408.08	\$34,408.08	\$34,408.08	\$0.00
Trx Date	Jrnl No.	Orig. Audit Trail	Distribution Reference	Orig. Master Number	Orig. Master Name			Debit	Credit
1/1/2018	350,515	PMTRX00011341	Purchases	683523	MPTP 2018	ACE Exterminating Co. / Dawn		\$682.10	
1/22/2018	351,301	PMTRX00011361	Purchases	180130		Gleason Electric Inc		\$283.50	
1/25/2018	351,136	PMTRX00011356	Purchases	2388774		RUMPKE		\$547.76	
2/1/2018	352,394	PMTRX00011387	Purchases	17-4122		Greater Comfort Heating & Air		\$600.00	
2/21/2018	352,405	PMTRX00011387	Purchases	38481		Northern Kentucky Machine		\$500.00	
2/23/2018	352,719	PMTRX00011394	Purchases	1556		Cains Customs Inc.		\$500.00	
2/26/2018	352,641	PMTRX00011391	Purchases	2401333		RUMPKE		\$120.00	
3/1/2018	353,488	PMTRX00011410	Purchases	3003753695		ThyssenKrupp Elevator		\$87.82	
3/7/2018	354,504	PMTRX00011427	Purchases	18-0588		Greater Comfort Heating & Air		\$210.00	
3/28/2018	354,465	PMTRX00011426	Purchases	2414934		RUMPKE		\$120.00	
4/26/2018	355,854	PMTRX00011461	Purchases	2428833		RUMPKE		\$548.82	
5/11/2018	356,624	PMTRX00011480	Purchases	18-0568		Greater Comfort Heating & Air		\$600.00	
5/29/2018	357,318	PMTRX00011497	Purchases	2442767		RUMPKE		\$549.27	
6/1/2018	357,741	PMTRX00011508	Purchases	3003907014		ThyssenKrupp Elevator		\$87.82	
6/1/2018	357,972	PMTRX00011514	Purchases	18-1496		Greater Comfort Heating & Air		\$242.93	
6/1/2018	358,448	PMTRX00011526	Purchases	702252		CE Power Solutions, LLC		\$1,900.00	
6/27/2018	358,676	PMTRX00011529	Purchases	2456647		RUMPKE		\$120.00	
Totals:						Net Change	Ending Balance		
Account:						\$7,700.02	\$7,700.02	\$7,700.02	\$0.00
Description:						Contractual Services-Safety - Maint. MF			
Beginning Balance:						\$0.00			
Trx Date	Jrnl No.	Orig. Audit Trail	Distribution Reference	Orig. Master Number	Orig. Master Name			Debit	Credit
1/26/2018	351,202	PMTRX00011359	Purchases	4003536431		Cintas #315		\$380.27	
3/1/2018	353,315	PMTRX00011406	Purchases	4004056900		Cintas #315		\$380.27	
3/9/2018	353,314	PMTRX00011406	Purchases	4004344391		Cintas #315		\$554.45	
3/23/2018	354,069	PMTRX00011421	Purchases	4004651003		Cintas #315		\$380.27	
4/6/2018	355,378	PMTRX00011452	Purchases	4004979798		Cintas #315		\$470.90	
4/20/2018	355,377	PMTRX00011452	Purchases	4005301487		Cintas #315		\$380.27	
System:	DETAILED TRIAL B 9/24/2018		12:01:21 PM	Page:	321	User Date:	9/24/2018	User ID:	skampsen
N Ky Water District									
5/4/2018	356,138	PMTRX00011468	Purchases	4005669211		Cintas #315		\$496.44	
5/18/2018	357,223	PMTRX00011492	Purchases	4006023189		Cintas #315		\$402.97	
6/1/2018	357,626	PMTRX00011504	Purchases	4006415203		Cintas #315		\$496.44	
6/15/2018	357,953	PMTRX00011513	Purchases	4006803279		Cintas #315		\$402.97	
Totals:						Net Change	Ending Balance		
Account:						\$4,345.25	\$4,345.25	\$4,345.25	\$0.00
Description:						Contractual Other - Pumping Other			
Beginning Balance:						\$0.00			
Trx Date	Jrnl No.	Orig. Audit Trail	Distribution Reference	Orig. Master Number	Orig. Master Name			Debit	Credit
1/1/2018	350,230	PMTRX00011332	Purchases	8100034728000	1/18	Sanitation District No. 1		\$15.46	
1/1/2018	350,231	PMTRX00011332	Purchases	8100034727001	1/18	Sanitation District No. 1		\$25.04	
1/14/2018	350,780	PMTRX00011347	Purchases	4410482	1/18	Cincinnati Bell		\$187.59	
1/14/2018	350,898	PMTRX00011350	Purchases	115850401	1/18	Time Warner Cable		\$110.00	
2/1/2018	351,889	PMTRX00011375	Purchases	8100034728000	1/9	Sanitation District No. 1		\$304.91	
2/1/2018	351,890	PMTRX00011375	Purchases	8100034727001	1/9	Sanitation District No. 1		\$25.04	
2/14/2018	352,001	PMTRX00011378	Purchases	3182091000003	1/9	Sanitation District No. 1		\$15.12	
2/14/2018	352,006	PMTRX00011378	Purchases	3138056050000	1/9	Sanitation District No. 1		\$49.90	
2/14/2018	352,007	PMTRX00011378	Purchases	3182091200000	1/9	Sanitation District No. 1		\$1,441.38	
2/14/2018	352,274	PMTRX00011384	Purchases	4410482	1/9	Cincinnati Bell		\$187.59	
2/14/2018	352,368	PMTRX00011386	Purchases	1.1585E+14		Time Warner Cable		\$110.00	
3/1/2018	353,205	PMTRX00011403	Purchases	8100034728000	1/6	Sanitation District No. 1		\$173.05	
3/1/2018	353,206	PMTRX00011403	Purchases	8100034727001	1/6	Sanitation District No. 1		\$25.04	
3/14/2018	353,602	PMTRX00011412	Purchases	4410482	1/6	Cincinnati Bell		\$184.39	

3/14/2018	353,730	PMTRX00011416	Purchases	115850401	1/6	Time Warner Cable	\$110.00		
4/1/2018	354,709	PMTRX00011433	Purchases	8100034728000	2/9	Sanitation District No. 1	\$15.46		
4/1/2018	354,710	PMTRX00011433	Purchases	8100034727001	2/9	Sanitation District No. 1	\$25.04		
4/14/2018	355,188	PMTRX00011449	Purchases	115850401	2/9	Time Warner Cable	\$110.00		
5/1/2018	356,082	PMTRX00011467	Purchases	8100034728000	5/18	Sanitation District No. 1	\$644.72		
5/1/2018	356,083	PMTRX00011467	Purchases	8100034727001	5/18	Sanitation District No. 1	\$25.04		
5/8/2018	356,343	PMTRX00011473	Purchases	3182091200000	5/18	Sanitation District No. 1	\$1,281.76		
5/8/2018	356,348	PMTRX00011473	Purchases	3182091000003	5/18	Sanitation District No. 1	\$15.12		
5/8/2018	356,349	PMTRX00011473	Purchases	3138056050000	5/18	Sanitation District No. 1	\$49.90		
5/14/2018	356,676	PMTRX00011481	Purchases	115850401	5/18	Time Warner Cable	\$125.00		
6/1/2018	358,049	PMTRX00011516	Purchases	8100034727001	1/3	Sanitation District No. 1	\$25.04		
6/1/2018	358,050	PMTRX00011516	Purchases	8100034728000	1/3	Sanitation District No. 1	\$800.45		
6/14/2018	358,068	PMTRX00011516	Purchases	115850401	1/3	Time Warner Cable	\$125.00		

Account: 635-5001-030			Totals:	Account: 635-5000-025	Net Change	Ending Balance			
Trx Date	Jrnl No.	Orig. Audit Trail	Description:	Contractual Other - Eng. Operations	\$6,207.04	\$6,207.04	\$6,207.04	\$0.00	
1/23/2018	350,787	PMTRX00011347	Distribution Reference	Beginning Balance:	\$0.00				
2/14/2018	351,910	GLTRX00045682	Purchases	Orig. Master Number	PERMITS 10-12,2017				
3/14/2018	353,338	GLTRX00045900							
3/29/2018	354,352	PMTRX00011424	Purchases	JAN-MAR 2018	City of Southgate				
6/1/2018	357,993	PMTRX00011515	Purchases	4/25/2018	Keaton Real Estate Services, LLC				
			Totals:	Account: 635-5001-030	Net Change	Ending Balance			
			Description:	Contractual Other - Eng. Communicatio	\$896.00	\$896.00	\$896.00	\$0.00	
Trx Date	Jrnl No.	Orig. Audit Trail	Distribution Reference	Beginning Balance:	\$0.00				
1/1/2018	350,600	PMTRX00011344	Purchases	Orig. Master Number					
1/19/2018	351,017	PMTRX00011354	Purchases	430234	1/18	Vivial	\$210.27		
2/1/2018	351,662	PMTRX00011370	Purchases	5789898	1/18	Cincinnati Bell	\$561.34		
2/1/2018	352,403	PMTRX00011387	Purchases	430234	1/9	Vivial	\$210.27		
2/1/2018	352,404	PMTRX00011387	Purchases	999838		Mobilcomm Inc.	\$499.00		
2/19/2018	352,611	PMTRX00011391	Purchases	999847		Mobilcomm Inc.	\$464.00		
3/1/2018	353,159	PMTRX00011402	Purchases	5789898	1/9	Cincinnati Bell	\$572.42		
3/1/2018	353,354	PMTRX00011407	Purchases	430234	1/6	Vivial	\$210.27		
3/31/2018	354,443	PMTRX00011426	Purchases	1001274		Mobilcomm Inc.	\$464.00		
3/31/2018	354,444	PMTRX00011426	Purchases	1002736		Mobilcomm Inc.	\$464.00		
4/1/2018	354,719	PMTRX00011433	Purchases	1002727		Mobilcomm Inc.	\$499.00		
4/1/2018	354,860	PMTRX00011439	Purchases	430234	2/9	Vivial	\$210.27		
4/1/2018	354,861	PMTRX00011439	Purchases	5789898	1/6	Cincinnati Bell	\$45.50		
4/19/2018	355,365	PMTRX00011452	Purchases	5784894	1/6	Cincinnati Bell	\$529.07		
5/1/2018	356,066	PMTRX00011467	Purchases	5784894	2/9	Cincinnati Bell	\$1,054.80		
5/1/2018	356,067	PMTRX00011467	Purchases	1004012		Mobilcomm Inc.	\$464.00		
5/1/2018	356,095	PMTRX00011467	Purchases	1004003		Mobilcomm Inc.	\$499.00		
5/19/2018	356,835	PMTRX00011486	Purchases	430234	5/18	Vivial	\$210.27		
5/30/2018	357,395	PMTRX00011499	Purchases	5789898	5/18	Cincinnati Bell	\$11.83		
System:	DETAILED TRIAL B 9/24/2018	12:01:21 PM	Page:	1005247		Mobilcomm Inc.	\$464.00		
N Ky Water District				322		User Date:	9/24/2018	User ID:	skampsen

Account: 635-5002-030			Totals:	Account: 635-5002-030	Net Change	Ending Balance			
Trx Date	Jrnl No.	Orig. Audit Trail	Description:	Contractual Other - Dist. Communicatio	\$9,327.41	\$9,327.41	\$9,327.41	\$0.00	
1/1/2018	350,600	PMTRX00011344	Distribution Reference	Beginning Balance:	\$0.00				
1/19/2018	351,017	PMTRX00011354	Purchases	Orig. Master Number					
2/1/2018	351,662	PMTRX00011370	Purchases	430234	1/18	Vivial	\$210.27		
2/1/2018	352,403	PMTRX00011387	Purchases	5789898	1/18	Cincinnati Bell	\$561.34		
2/1/2018	352,404	PMTRX00011387	Purchases	430234	1/9	Vivial	\$210.27		
2/19/2018	352,611	PMTRX00011391	Purchases	999838		Mobilcomm Inc.	\$499.00		
3/1/2018	353,159	PMTRX00011402	Purchases	999847		Mobilcomm Inc.	\$464.00		
3/1/2018	353,354	PMTRX00011407	Purchases	5789898	1/9	Cincinnati Bell	\$572.42		
3/31/2018	354,443	PMTRX00011426	Purchases	430234	1/6	Vivial	\$210.27		
3/31/2018	354,444	PMTRX00011426	Purchases	1001274		Mobilcomm Inc.	\$464.00		
4/1/2018	354,719	PMTRX00011433	Purchases	1002736		Mobilcomm Inc.	\$464.00		
4/1/2018	354,860	PMTRX00011439	Purchases	1002727		Mobilcomm Inc.	\$499.00		
4/1/2018	354,861	PMTRX00011439	Purchases	430234	2/9	Vivial	\$210.27		
4/19/2018	355,365	PMTRX00011452	Purchases	5789898	1/6	Cincinnati Bell	\$45.50		
5/1/2018	356,066	PMTRX00011467	Purchases	5784894	1/6	Cincinnati Bell	\$529.07		
5/1/2018	356,067	PMTRX00011467	Purchases	5784894	2/9	Cincinnati Bell	\$1,054.80		
5/1/2018	356,095	PMTRX00011467	Purchases	1004012		Mobilcomm Inc.	\$464.00		
5/19/2018	356,835	PMTRX00011486	Purchases	1004003		Mobilcomm Inc.	\$499.00		
5/30/2018	357,395	PMTRX00011499	Purchases	430234	5/18	Vivial	\$210.27		
System:	DETAILED TRIAL B 9/24/2018	12:01:21 PM	Page:	5789898	5/18	Cincinnati Bell	\$11.83		
N Ky Water District				1005247		Mobilcomm Inc.	\$464.00		
5/30/2018	357,396	PMTRX00011499	Purchases	1005239		Mobilcomm Inc.	\$499.00		
6/1/2018	357,751	PMTRX00011508	Purchases	430234	1/3	Vivial	\$210.27		
6/19/2018	358,281	PMTRX00011518	Purchases	5789898		Cincinnati Bell	\$11.83		
6/26/2018	358,763	PMTRX00011531	Purchases	1006308		Mobilcomm Inc.	\$499.00		
6/26/2018	358,764	PMTRX00011531	Purchases	1006317		Mobilcomm Inc.	\$464.00		
			Totals:	Account: 635-5002-030	Net Change	Ending Balance			
			Description:	Contractual Other - Dist. Communicatio	\$9,327.41	\$9,327.41	\$9,327.41	\$0.00	
Trx Date	Jrnl No.	Orig. Audit Trail	Distribution Reference	Beginning Balance:	\$0.00				
1/2/2018	350,204	PMTRX00011332	Purchases	Orig. Master Number					
2/2/2018	351,824	PMTRX00011374	Purchases	6556563	1/18	Cincinnati Bell	\$166.46		
3/1/2018	353,353	PMTRX00011407	Purchases	6556563	1/9	Cincinnati Bell	\$166.46		
				1001265		Mobilcomm Inc.	\$499.00		

3/2/2018	353,311	PMTRX00011406	Purchases	6556563	1/6	Cincinnati Bell	\$166.43	
4/2/2018	354,671	PMTRX00011432	Purchases	6556563	2/9	Cincinnati Bell	\$166.36	
5/2/2018	356,017	PMTRX00011465	Purchases	6556563	5/18	Cincinnati Bell	\$166.36	
6/2/2018	357,618	PMTRX00011504	Purchases	6556563	1/3	Cincinnati Bell	\$215.80	

Account: 635-5003-025			Totals:	Account: 635-5002-031	Net Change	Ending Balance	\$1,546.87	\$1,546.87	\$0.00
Trx Date	Jrnl No.	Orig. Audit Trail	Description: Distribution Reference	Grounds Keeping- Pumping	Beginning Balance:	\$0.00			
					Orig. Master Number		Debit		Credit
4/24/2018	355,743	PMTRX00011460	Purchases		1582	Butler Lawn Care & Landscaping	\$925.03		
5/21/2018	356,840	PMTRX00011486	Purchases		A250304	Cottingham True Value	\$68.93		
5/21/2018	357,372	PMTRX00011499	Purchases		1594	Butler Lawn Care & Landscaping	\$455.00		
5/21/2018	357,373	PMTRX00011499	Purchases		1604	Butler Lawn Care & Landscaping	\$925.00		
6/1/2018	358,882	PMTRX00011533	Purchases		1625	Butler Lawn Care & Landscaping	\$470.00		
6/14/2018	358,881	PMTRX00011533	Purchases		1655	Butler Lawn Care & Landscaping	\$2,005.00		
6/22/2018	358,880	PMTRX00011533	Purchases		1667	Butler Lawn Care & Landscaping	\$455.00		

Account: 635-5003-031			Totals:	Account: 635-5003-025	Net Change	Ending Balance	\$5,303.96	\$5,303.96	\$0.00
Trx Date	Jrnl No.	Orig. Audit Trail	Description: Distribution Reference	Contractual Other - Dist. Utilities	Beginning Balance:	\$0.00			
					Orig. Master Number		Debit		Credit
1/2/2018	350,151	PMTRX00011331	Purchases		12002095015	Duke Energy	\$7.96		
1/4/2018	350,150	PMTRX00011331	Purchases		11102202017	Duke Energy	\$8.27		
1/10/2018	350,538	PMTRX00011341	Purchases		95603661010	Duke Energy	\$10.54		
1/11/2018	350,531	PMTRX00011341	Purchases		20102202016	Duke Energy	\$8.57		
1/19/2018	350,794	PMTRX00011347	Purchases		16503714012	Duke Energy	\$7.73		
1/22/2018	351,140	PMTRX00011356	Purchases		2033023400004	Sanitation District No. 1	\$49.90		
1/26/2018	351,207	PMTRX00011359	Purchases		51502144018	Duke Energy	\$148.69		
1/26/2018	351,300	PMTRX00011361	Purchases		87400403218	Duke Energy	\$34.79		
2/1/2018	351,602	PMTRX00011368	Purchases		12002095015	Duke Energy	\$7.96		
2/2/2018	351,834	PMTRX00011374	Purchases		11102202017	Duke Energy	\$8.33		
2/8/2018	351,945	PMTRX00011377	Purchases		95603661010	Duke Energy	\$9.92		
2/9/2018	351,933	PMTRX00011377	Purchases		20102202016	Duke Energy	\$8.42		
2/19/2018	352,545	PMTRX00011390	Purchases		16503714012	Duke Energy	\$7.81		
2/26/2018	352,785	PMTRX00011395	Purchases		51502144018	Duke Energy	\$128.22		
3/1/2018	353,067	PMTRX00011399	Purchases		12002095015	Duke Energy	\$7.96		
3/1/2018	353,070	PMTRX00011399	Purchases		87400403218	Duke Energy	\$68.82		
3/5/2018	353,173	PMTRX00011403	Purchases		11102202017	Duke Energy	\$10.08		
3/9/2018	353,464	PMTRX00011410	Purchases		95603661010	Duke Energy	\$9.97		
3/12/2018	353,641	PMTRX00011415	Purchases		20102202016	Duke Energy	\$10.11		
3/20/2018	354,000	PMTRX00011420	Purchases		16503714012	Duke Energy	\$9.05		
3/27/2018	354,347	PMTRX00011424	Purchases		51502144018	Duke Energy	\$139.74		
3/27/2018	354,409	PMTRX00011425	Purchases		87400403218	Duke Energy	\$34.79		
4/2/2018	354,681	PMTRX00011432	Purchases		12002095015	Duke Energy	\$7.96		
4/4/2018	354,679	PMTRX00011432	Purchases		11102202017	Duke Energy	\$8.84		
4/10/2018	355,020	PMTRX00011441	Purchases		95603661010	Duke Energy	\$19.13		
4/11/2018	355,032	PMTRX00011441	Purchases		20102202016	Duke Energy	\$9.77		
4/19/2018	355,394	PMTRX00011452	Purchases		16503714012	Duke Energy	\$7.73		
4/23/2018	355,476	PMTRX00011454	Purchases		2033023400004	Sanitation District No. 1	\$49.90		
4/26/2018	355,771	PMTRX00011460	Purchases		51502144018	Duke Energy	\$95.35		
4/26/2018	355,776	PMTRX00011460	Purchases		87400403218	Duke Energy	\$32.32		
5/1/2018	356,038	PMTRX00011465	Purchases		12002095015	Duke Energy	\$8.04		
5/3/2018	356,028	PMTRX00011465	Purchases		11102202017	Duke Energy	\$9.31		
5/9/2018	356,295	PMTRX00011470	Purchases		95603661010	Duke Energy	\$11.09		
5/10/2018	356,297	PMTRX00011470	Purchases		20102202016	Duke Energy	\$11.39		
5/18/2018	356,608	PMTRX00011480	Purchases		16503714012	Duke Energy	\$13.36		
5/25/2018	356,845	PMTRX00011486	Purchases		51502144018	Duke Energy	\$51.43		

System: DETAILED TRIAL B 9/24/2018 12:01:21 PM Page: 323 User Date: 9/24/2018 User ID: skampsen

N Ky Water District									
5/25/2018	357,240	PMTRX00011493	Purchases		87400403218	Duke Energy	\$35.84		
6/1/2018	357,386	PMTRX00011499	Purchases		12002095015	Duke Energy	\$26.22		

6/4/2018	357,666	PMTRX00011505	Purchases	11102202017	1/3	Duke Energy	\$18.84	
6/8/2018	357,655	PMTRX00011505	Purchases	95603661010	1/3	Duke Energy	\$21.17	
6/14/2018	357,959	PMTRX00011513	Purchases	20102202016	1/3	Duke Energy	\$18.64	
6/19/2018	358,299	PMTRX00011518	Purchases	16503714012	1/3	Duke Energy	\$18.35	
6/26/2018	358,659	PMTRX00011529	Purchases	51502144018	1/3	Duke Energy	\$53.23	
6/26/2018	358,887	PMTRX00011533	Purchases	87400403218	1/3	Duke Energy	\$35.78	

			Totals:	Account:	635-5003-031	Net Change	Ending Balance	
Account:	635-6000-006	Description:		Contractual Other - Bromlely Station	Beginning Balance:	\$1,301.32	\$1,301.32	\$0.00
Trx Date	Jrnl No.	Orig. Audit Trail	Distribution Reference	Orig. Master Number	Orig. Master Name	Debit	Credit	
1/10/2018	350,525	PMTRX00011341	Purchases	2611750	1/18	Cincinnati Bell	\$67.79	
2/10/2018	352,279	PMTRX00011384	Purchases	2611750	1/9	Cincinnati Bell	\$67.79	
2/14/2018	352,264	PMTRX00011384	Purchases	4413118	1/9	Cincinnati Bell	\$65.87	
3/10/2018	353,599	PMTRX00011412	Purchases	2611750	1/6	Cincinnati Bell	\$67.76	
3/23/2018	354,466	PMTRX00011426	Purchases	5101003380000	1/6	Sanitation District No. 1	\$108.86	
4/10/2018	355,003	PMTRX00011441	Purchases	2611750	2/9	Cincinnati Bell	\$67.69	
5/10/2018	356,279	PMTRX00011470	Purchases	2611750	5/18	Cincinnati Bell	\$67.69	
6/10/2018	357,947	PMTRX00011513	Purchases	2611750	715827883/21	Cincinnati Bell	\$67.69	
6/25/2018	358,680	PMTRX00011529	Purchases	5101003380000	1/3	Sanitation District No. 1	\$108.86	

			Totals:	Account:	635-6000-006	Net Change	Ending Balance	
Account:	635-6000-008	Description:		Contractual Other - Dudley Pike Station	Beginning Balance:	\$690.00	\$690.00	\$0.00
Trx Date	Jrnl No.	Orig. Audit Trail	Distribution Reference	Orig. Master Number	Orig. Master Name	Debit	Credit	
1/19/2018	351,018	PMTRX00011354	Purchases	5788795	1/18	Cincinnati Bell	\$136.17	
2/19/2018	352,606	PMTRX00011391	Purchases	5788795	1/9	Cincinnati Bell	\$136.17	
3/19/2018	353,994	PMTRX00011420	Purchases	5788795	1/6	Cincinnati Bell	\$136.13	
4/19/2018	355,357	PMTRX00011452	Purchases	5788795	2/9	Cincinnati Bell	\$136.07	
5/19/2018	356,836	PMTRX00011486	Purchases	5788795	5/18	Cincinnati Bell	\$136.07	
6/19/2018	358,282	PMTRX00011518	Purchases	5788795	1/3	Cincinnati Bell	\$136.07	

			Totals:	Account:	635-6000-008	Net Change	Ending Balance	
Account:	635-6000-009	Description:		Contractual Other - Hands Pike Station	Beginning Balance:	\$816.68	\$816.68	\$0.00
Trx Date	Jrnl No.	Orig. Audit Trail	Distribution Reference	Orig. Master Number	Orig. Master Name	Debit	Credit	
1/5/2018	350,529	PMTRX00011341	Purchases	3567220	1/18	Cincinnati Bell	\$71.46	
1/24/2018	351,037	PMTRX00011354	Purchases	80000694200	1/18	Duke Energy	\$62.52	
2/5/2018	351,927	PMTRX00011377	Purchases	3567220	1/9	Cincinnati Bell	\$142.92	
2/22/2018	352,615	PMTRX00011391	Purchases	80000694200	1/9	Duke Energy	\$96.17	
3/23/2018	354,410	PMTRX00011425	Purchases	80000694200	1/6	Duke Energy	\$46.72	
4/5/2018	354,844	PMTRX00011439	Purchases	3567220	2/9	Cincinnati Bell	\$71.33	
4/24/2018	355,773	PMTRX00011460	Purchases	80000694200	2/9	Duke Energy	\$49.35	
5/5/2018	356,275	PMTRX00011470	Purchases	3567220	5/18	Cincinnati Bell	\$71.36	
5/23/2018	357,242	PMTRX00011493	Purchases	80000694200	5/18	Duke Energy	\$8.06	
6/5/2018	357,616	PMTRX00011504	Purchases	3567220	715827883/21	Cincinnati Bell	\$71.36	
6/22/2018	358,657	PMTRX00011529	Purchases	80000694200	1/3	Duke Energy	\$47.98	

			Totals:	Account:	635-6000-009	Net Change	Ending Balance	
Account:	635-6000-011	Description:		Contractual Other - Latonia Station	Beginning Balance:	\$739.23	\$739.23	\$0.00
Trx Date	Jrnl No.	Orig. Audit Trail	Distribution Reference	Orig. Master Number	Orig. Master Name	Debit	Credit	
1/10/2018	350,526	PMTRX00011341	Purchases	2615788	1/18	Cincinnati Bell	\$65.87	
2/10/2018	352,280	PMTRX00011384	Purchases	2615788	1/9	Cincinnati Bell	\$65.87	
3/10/2018	353,598	PMTRX00011412	Purchases	2615788	1/6	Cincinnati Bell	\$65.84	
4/10/2018	355,002	PMTRX00011441	Purchases	2615788	2/9	Cincinnati Bell	\$65.77	
5/10/2018	356,284	PMTRX00011470	Purchases	2615788	5/18	Cincinnati Bell	\$65.77	
6/10/2018	357,946	PMTRX00011513	Purchases	2615788	715827883/21	Cincinnati Bell	\$65.77	

			Totals:	Account:	635-6000-011	Net Change	Ending Balance	
Account:	635-6000-012	Description:		Contractual Other - W. Covington Station	Beginning Balance:	\$394.89	\$394.89	\$0.00
Trx Date	Jrnl No.	Orig. Audit Trail	Distribution Reference	Orig. Master Number	Orig. Master Name	Debit	Credit	
1/10/2018	350,528	PMTRX00011341	Purchases	2616778	1/18	Cincinnati Bell	\$65.87	



2/10/2018	352,278	PMTRX00011384	Purchases		2616778 1/9	Cincinnati Bell		\$65.87	
System:	DETAILED TRIAL B 9/24/2018		12:01:21 PM	Page:	324	User Date:	9/24/2018	User ID:	skampsen
N Ky Water District									
3/10/2018	353,597	PMTRX00011412	Purchases		2616778 1/6	Cincinnati Bell		\$65.84	
4/10/2018	355,004	PMTRX00011441	Purchases		2616778 2/9	Cincinnati Bell		\$65.77	
5/10/2018	356,282	PMTRX00011470	Purchases		2616778 5/18	Cincinnati Bell		\$65.77	
6/10/2018	357,948	PMTRX00011513	Purchases		2616788 715827883/21	Cincinnati Bell		\$65.77	
			Totals:	Account:	635-6000-012	Net Change	Ending Balance		
Account:	635-6000-016		Description:	Contractual Other - WaterWorks PS	Beginning Balance:	\$394.89	\$394.89	\$394.89	\$0.00
Trx Date	Jrnl No.	Orig. Audit Trail	Distribution Reference		Orig. Master Number	Orig. Master Name		Debit	Credit
1/14/2018	350,775	PMTRX00011347	Purchases		4413118 1/18	Cincinnati Bell		\$65.87	
3/14/2018	353,603	PMTRX00011412	Purchases		4413118 1/6	Cincinnati Bell		\$65.84	
4/14/2018	355,367	PMTRX00011452	Purchases		4413118 2/9	Cincinnati Bell		\$65.77	
5/14/2018	356,587	PMTRX00011480	Purchases		4413118 5/18	Cincinnati Bell		\$65.77	
6/14/2018	357,943	PMTRX00011513	Purchases		4413118 1/3	Cincinnati Bell		\$65.77	
			Totals:	Account:	635-6000-016	Net Change	Ending Balance		
Account:	635-6000-017		Description:	Contractual Other - Richardson Road St	Beginning Balance:	\$329.02	\$329.02	\$329.02	\$0.00
Trx Date	Jrnl No.	Orig. Audit Trail	Distribution Reference		Orig. Master Number	Orig. Master Name		Debit	Credit
1/12/2018	350,892	PMTRX00011350	Purchases		2132520210000 1/18	Sanitation District No. 1		\$15.12	
1/19/2018	351,020	PMTRX00011354	Purchases		2830886 1/18	Cincinnati Bell		\$67.79	
2/19/2018	352,608	PMTRX00011391	Purchases		2830886 1/9	Cincinnati Bell		\$67.79	
3/13/2018	353,719	PMTRX00011416	Purchases		2012000100000 1/6	Sanitation District No. 1		\$55.94	
3/19/2018	353,997	PMTRX00011420	Purchases		2830886 1/6	Cincinnati Bell		\$67.75	
4/14/2018	355,131	PMTRX00011448	Purchases		2132520210000 2/9	Sanitation District No. 1		\$15.12	
4/19/2018	355,360	PMTRX00011452	Purchases		2830886 2/9	Cincinnati Bell		\$67.69	
5/19/2018	356,833	PMTRX00011486	Purchases		2830886 5/18	Cincinnati Bell		\$67.69	
6/16/2018	358,051	PMTRX00011516	Purchases		2012000100000 1/3	Sanitation District No. 1		\$55.94	
6/19/2018	358,279	PMTRX00011518	Purchases		2830886 715827883/21	Cincinnati Bell		\$67.69	
			Totals:	Account:	635-6000-017	Net Change	Ending Balance		
Account:	635-6000-024		Description:	Contractual Other - US27 Station	Beginning Balance:	\$548.52	\$548.52	\$548.52	\$0.00
Trx Date	Jrnl No.	Orig. Audit Trail	Distribution Reference		Orig. Master Number	Orig. Master Name		Debit	Credit
1/14/2018	350,784	PMTRX00011347	Purchases		4411013 1/18	Cincinnati Bell		\$112.33	
2/14/2018	352,266	PMTRX00011384	Purchases		4411013 1/9	Cincinnati Bell		\$112.33	
3/14/2018	353,606	PMTRX00011412	Purchases		4411013 1/6	Cincinnati Bell		\$112.26	
4/14/2018	355,369	PMTRX00011452	Purchases		4411013 2/9	Cincinnati Bell		\$112.15	
5/14/2018	356,589	PMTRX00011480	Purchases		4411013 5/18	Cincinnati Bell		\$112.15	
6/14/2018	357,935	PMTRX00011513	Purchases		4411013 1/3	Cincinnati Bell		\$112.15	
			Totals:	Account:	635-6000-024	Net Change	Ending Balance		
Account:	635-6000-025		Description:	Contractual Other - Pumping Other	Beginning Balance:	\$673.37	\$673.37	\$673.37	\$0.00
Trx Date	Jrnl No.	Orig. Audit Trail	Distribution Reference		Orig. Master Number	Orig. Master Name		Debit	Credit
1/5/2018	350,524	PMTRX00011341	Purchases		3564005 1/18	Cincinnati Bell		\$71.46	
1/6/2018	350,221	PMTRX00011332	Purchases		25656	Midwest Bottle Gas Dist. Inc		\$1,970.10	
1/9/2018	350,771	PMTRX00011347	Purchases		126669	Bonded Lock Service LLC		\$105.79	
1/10/2018	350,520	PMTRX00011341	Purchases		126700	Bonded Lock Service LLC		\$312.00	
1/12/2018	350,891	PMTRX00011350	Purchases		2132526000004 1/18	Sanitation District No. 1		\$21.17	
1/28/2018	351,535	PMTRX00011364	Purchases		1360239900000 1/18	Sanitation District No. 1		\$39.31	
1/28/2018	351,536	PMTRX00011364	Purchases		1356165410000 1/18	Sanitation District No. 1		\$15.12	
2/1/2018	351,826	PMTRX00011374	Purchases		101-20811	Crane 1 Services, Inc.		\$722.50	
2/1/2018	351,877	PMTRX00011375	Purchases		26994	Midwest Bottle Gas Dist. Inc		\$631.96	
2/5/2018	351,925	PMTRX00011377	Purchases		3564005 1/9	Cincinnati Bell		\$142.92	
2/26/2018	352,751	PMTRX00011394	Purchases		27957	Midwest Bottle Gas Dist. Inc		\$1,068.23	
3/1/2018	353,162	RECVG00002337	Purchases		RCT0000010279	Electric Motor Technologies LLC		\$7,850.00	
3/1/2018	353,163	RECVG00002337	Purchases		RCT0000010280	Electric Motor Technologies LLC		\$4,962.00	
3/1/2018	353,488	PMTRX00011410	Purchases		3003753695	ThyssenKrupp Elevator		\$87.82	
3/1/2018	354,358	PMTRX00011424	Purchases		180255	Gleason Electric Inc		\$246.25	

3/2/2018	353,084	PMTRX00011399	Purchases	416005100000	1/6	Sanitation District No. 1	\$119.45		
3/2/2018	353,468	PMTRX00011410	Purchases	18738		Flaig Welding Co Inc	\$35.00		
3/12/2018	353,782	RECVG00002340	Purchases	RCT0000010301		Layne Christensen Company	\$19,044.00		
3/19/2018	354,033	PMTRX00011420	Purchases	437015560000	1/6	Sanitation District No. 1	\$21.17		
3/19/2018	354,404	PMTRX00011425	Purchases	702047		CE Power Solutions, LLC	\$500.00		
3/20/2018	354,031	PMTRX00011420	Purchases	2030061001000	1/6	Sanitation District No. 1	\$258.55		
3/22/2018	354,397	PMTRX00011425	Purchases	315168-7		Arts Rental Equipment & Supply	\$660.00		
3/26/2018	354,440	PMTRX00011426	Purchases	28746		Midwest Bottle Gas Dist. Inc	\$683.79		
System:	DETAILED TRIAL B	9/24/2018	12:01:21 PM	Page:	325	User Date:	9/24/2018	User ID:	skampsen

N Ky Water District									
3/29/2018	354,434	PMTRX00011426	Purchases	92086746		Layne Christensen Company	\$3,975.00		
4/1/2018	354,738	RECVG00002344	Purchases	RCT0000010332		Electric Motor Technologies LLC	\$16,625.00		
4/2/2018	355,012	PMTRX00011441	Purchases	3029089		Dimension Machine Co. Inc.	\$890.00		
4/5/2018	354,842	PMTRX00011439	Purchases	3564005	2/9	Cincinnati Bell	\$71.33		
4/11/2018	355,458	PMTRX00011454	Purchases	118139		Geotechnology Inc.	\$2,056.88		
4/14/2018	355,133	PMTRX00011448	Purchases	2132526000004	2/9	Sanitation District No. 1	\$21.17		
4/25/2018	355,749	PMTRX00011460	Purchases	702149		CE Power Solutions, LLC	\$2,000.00		
4/29/2018	355,981	PMTRX00011464	Purchases	1356165410000	2/9	Sanitation District No. 1	\$15.12		
5/5/2018	356,276	PMTRX00011470	Purchases	3564005	5/18	Cincinnati Bell	\$71.36		
5/31/2018	357,203	PMTRX00011492	Purchases	112505		Blood Hound, Inc	\$300.00		
6/1/2018	357,321	PMTRX00011497	Purchases	416005100000	1/3	Sanitation District No. 1	\$119.45		
6/1/2018	357,741	PMTRX00011508	Purchases	3003907014		ThyssenKrupp Elevator	\$87.82		
6/1/2018	358,448	PMTRX00011526	Purchases	702252		CE Power Solutions, LLC	\$21,715.00		
6/1/2018	358,463	PMTRX00011526	Purchases	18-1384		Greater Comfort Heating & Air	\$1,400.14		
6/5/2018	357,624	PMTRX00011504	Purchases	3564005	715827883/21	Cincinnati Bell	\$71.36		
6/13/2018	357,767	RECVG00002364	Purchases	RCT0000010451		Electrical Certification, Inc	\$5,750.00		
6/20/2018	358,502	PMTRX00011526	Purchases	437015560000	1/3	Sanitation District No. 1	\$21.17		
6/22/2018	358,444	PMTRX00011526	Purchases	129136		Bonded Lock Service LLC	\$165.00		
6/23/2018	358,678	PMTRX00011529	Purchases	2030061001000	1/3	Sanitation District No. 1	\$258.55		

			Totals:	Account:	635-6000-025	Ending Balance	\$95,182.94	\$95,182.94	\$0.00
Account:	635-6000-027	Description:	Contractual Other - Water Towers	Beginning Balance:	\$0.00				

Trx Date	Jrnl No.	Orig. Audit Trail	Distribution Reference	Orig. Master Number	Orig. Master Name	Debit	Credit
1/2/2018	350,205	PMTRX00011332	Purchases	2820270	1/18	Cincinnati Bell	\$67.41
1/5/2018	350,521	PMTRX00011341	Purchases	3561531	1/18	Cincinnati Bell	\$49.41
1/8/2018	350,467	PMTRX00011338	Purchases	3486091031000	1/18	Sanitation District No. 1	\$37.80
1/8/2018	350,468	PMTRX00011338	Purchases	3486091032000	1/18	Sanitation District No. 1	\$117.94
1/9/2018	350,888	PMTRX00011350	Purchases	3416025100000	1/18	Sanitation District No. 1	\$15.12
1/16/2018	351,138	PMTRX00011356	Purchases	9455009900000	4/73	Sanitation District No. 1	\$15.62
1/26/2018	351,537	PMTRX00011364	Purchases	4480307	1/18	Cincinnati Bell	\$64.55
2/2/2018	351,825	PMTRX00011374	Purchases	2820270	1/9	Cincinnati Bell	\$67.41
2/5/2018	351,929	PMTRX00011377	Purchases	3561531	1/9	Cincinnati Bell	\$98.82
2/14/2018	352,002	PMTRX00011378	Purchases	3156059150000	1/9	Sanitation District No. 1	\$16.63
2/15/2018	352,365	PMTRX00011386	Purchases	2083710000007	1/9	Sanitation District No. 1	\$31.75
2/19/2018	352,767	PMTRX00011395	Purchases	9455009900000	7/64	Sanitation District No. 1	\$15.62
2/26/2018	353,011	PMTRX00011398	Purchases	4480307	1/9	Cincinnati Bell	\$64.55
3/1/2018	353,363	PMTRX00011407	Purchases	3437056038000	1/6	Sanitation District No. 1	\$109.77
3/2/2018	353,085	PMTRX00011399	Purchases	4274461000000	1/6	Sanitation District No. 1	\$22.68
3/2/2018	353,309	PMTRX00011406	Purchases	2820270	1/6	Cincinnati Bell	\$67.46
3/12/2018	353,483	PMTRX00011410	Purchases	3209120500000	1/6	Sanitation District No. 1	\$15.12
3/12/2018	353,484	PMTRX00011410	Purchases	3276030500000	1/6	Sanitation District No. 1	\$15.12
3/16/2018	354,467	PMTRX00011426	Purchases	9455009900000	1/6	Sanitation District No. 1	\$15.62
3/19/2018	354,034	PMTRX00011420	Purchases	4280910000000	1/6	Sanitation District No. 1	\$15.12
3/26/2018	354,338	PMTRX00011424	Purchases	4480307	1/6	Cincinnati Bell	\$64.51
4/2/2018	354,670	PMTRX00011432	Purchases	2820270	2/9	Cincinnati Bell	\$67.30
4/5/2018	354,841	PMTRX00011439	Purchases	3561531	2/9	Cincinnati Bell	\$49.28
4/10/2018	355,129	PMTRX00011448	Purchases	3486091031000	2/9	Sanitation District No. 1	\$37.80
4/10/2018	355,132	PMTRX00011448	Purchases	3486091032000	2/9	Sanitation District No. 1	\$117.94
4/11/2018	355,128	PMTRX00011448	Purchases	3416025100000	2/9	Sanitation District No. 1	\$15.12

4/15/2018	355,857	PMTRX00011461	Purchases	9455009900000	2/9	Sanitation District No. 1	\$15.62			
4/26/2018	355,752	PMTRX00011460	Purchases	4480307	2/9	Cincinnati Bell	\$64.44			
4/29/2018	355,980	PMTRX00011464	Purchases	1360239900000	2/9	Sanitation District No. 1	\$39.31			
5/2/2018	356,016	PMTRX00011465	Purchases	2820270	5/18	Cincinnati Bell	\$67.30			
5/5/2018	356,277	PMTRX00011470	Purchases	3561531	5/18	Cincinnati Bell	\$49.31			
5/8/2018	356,346	PMTRX00011473	Purchases	3156059150000	5/18	Sanitation District No. 1	\$16.63			
5/13/2018	356,667	PMTRX00011481	Purchases	2083710000007	5/18	Sanitation District No. 1	\$31.75			
5/14/2018	356,865	PMTRX00011486	Purchases	9455009900000	5/18	Sanitation District No. 1	\$15.62			
5/26/2018	357,210	PMTRX00011492	Purchases	4480307	5/18	Cincinnati Bell	\$64.44			
6/1/2018	357,322	PMTRX00011497	Purchases	4274461000000	1/3	Sanitation District No. 1	\$22.68			
6/2/2018	357,625	PMTRX00011504	Purchases	2820270	715827883/21	Cincinnati Bell	\$67.48			
6/5/2018	357,623	PMTRX00011504	Purchases	3561531	715827883/21	Cincinnati Bell	\$49.31			
6/13/2018	358,052	PMTRX00011516	Purchases	3209120500000	1/3	Sanitation District No. 1	\$15.12			
6/13/2018	358,054	PMTRX00011516	Purchases	3276030500000	1/3	Sanitation District No. 1	\$15.12			
6/16/2018	358,679	PMTRX00011529	Purchases	9455009900000	1/3	Sanitation District No. 1	\$15.62			
6/26/2018	358,723	PMTRX00011530	Purchases	4480307	1/3	Cincinnati Bell	\$64.44			
							Net Change	Ending Balance		
							\$1,889.66	\$1,889.66	\$1,889.66	\$0.00

Account:	635-6001-027	Totals:	Account:	635-6000-027	Beginning Balance:	\$0.00			
Trx Date	Jrnl No.	Orig. Audit Trail	Description:	Water Tower Painting Write Off	Orig. Master Number	0.00			
System:	DETAILED TRIAL B	9/24/2018	Distribution Reference		User Date:	9/24/2018	Debit	Credit	
			12:01:21 PM		Page:		User ID:	skampsen	

N Ky Water District									
1/31/2018	351,165	GLTRX00045556					\$38,672.96		
2/28/2018	352,525	GLTRX00045788					\$38,678.62		
3/30/2018	354,272	GLTRX00045984					\$37,228.72		
3/30/2018	354,627	GLTRX00046029					\$1,449.90		
4/30/2018	355,651	GLTRX00046147					\$38,770.64		
5/31/2018	357,110	GLTRX00046325					\$38,770.64		
6/30/2018	358,622	GLTRX00046515					\$40,980.47		

Totals:									
Account:	635-6002-031	Description:	Contractual Other - Distr., Ground Mair	635-6001-027	Beginning Balance:	\$0.00	Net Change	Ending Balance	\$0.00
Trx Date	Jrnl No.	Orig. Audit Trail	Distribution Reference	Orig. Master Number	Orig. Master Name		\$234,551.95	\$234,551.95	
1/2/2018	350,188	PMTRX00011331	Purchases	9594	Wessel Lawncare & Landscaping		\$975.00		Credit
1/9/2018	350,476	PMTRX00011338	Purchases	9640	Wessel Lawncare & Landscaping		\$1,365.00		
1/18/2018	350,602	PMTRX00011344	Purchases	9641	Wessel Lawncare & Landscaping		\$405.00		
1/22/2018	350,847	PMTRX00011348	Purchases	9684	Wessel Lawncare & Landscaping		\$540.00		
2/6/2018	351,663	PMTRX00011370	Purchases	9718	Wessel Lawncare & Landscaping		\$660.00		
2/12/2018	351,906	PMTRX00011375	Purchases	9723	Wessel Lawncare & Landscaping		\$390.00		
2/20/2018	352,370	PMTRX00011386	Purchases	9747	Wessel Lawncare & Landscaping		\$195.00		
3/22/2018	353,776	PMTRX00011417	Purchases	9841	Wessel Lawncare & Landscaping		\$150.00		
3/26/2018	354,045	PMTRX00011420	Purchases	9844	Wessel Lawncare & Landscaping		\$390.00		

Totals:									
Account:	635-6004-031	Description:	Contractual Other - Distr., Maint of Mai	635-6002-031	Beginning Balance:	\$0.00	Net Change	Ending Balance	\$0.00
Trx Date	Jrnl No.	Orig. Audit Trail	Distribution Reference	Orig. Master Number	Orig. Master Name		\$5,070.00	\$5,070.00	
1/8/2018	350,805	PMTRX00011348	Purchases	18653	Flaig Welding Co Inc		\$405.00		Credit
1/16/2018	350,770	PMTRX00011347	Purchases	AR00183066	Badger Daylighting Corp.		\$945.00		
1/22/2018	351,215	PMTRX00011359	Purchases	413939	Hall's Paving & Sealing, Inc.		\$2,833.10		
2/1/2018	351,845	PMTRX00011374	Purchases	413940	Hall's Paving & Sealing, Inc.		\$6,492.09		
2/2/2018	352,016	PMTRX00011378	Purchases	413944	Hall's Paving & Sealing, Inc.		\$4,710.54		
2/12/2018	352,557	PMTRX00011390	Purchases	413941	Hall's Paving & Sealing, Inc.		\$4,590.76		
2/15/2018	352,558	PMTRX00011390	Purchases	413942	Hall's Paving & Sealing, Inc.		\$3,686.46		
2/22/2018	353,003	PMTRX00011398	Purchases	413943	Hall's Paving & Sealing, Inc.		\$2,117.49		
3/8/2018	353,653	PMTRX00011415	Purchases	413945	Hall's Paving & Sealing, Inc.		\$5,803.99		
3/16/2018	354,009	PMTRX00011420	Purchases	413946	Hall's Paving & Sealing, Inc.		\$5,914.62		
3/28/2018	354,361	PMTRX00011424	Purchases	413947	Hall's Paving & Sealing, Inc.		\$5,931.02		
4/2/2018	354,732	PMTRX00011434	Purchases	413948	Hall's Paving & Sealing, Inc.		\$3,073.95		
4/6/2018	355,181	PMTRX00011449	Purchases	413949	Hall's Paving & Sealing, Inc.		\$3,293.62		

4/13/2018	355,179	PMTRX00011449	Purchases	413950	Hall's Paving & Sealing, Inc.	\$701.53		
4/13/2018	355,180	PMTRX00011449	Purchases	413801	Hall's Paving & Sealing, Inc.	\$2,676.35		
4/20/2018	355,765	PMTRX00011460	Purchases	3085	Dad's Bobcat Services, LLC	\$3,690.00		
4/20/2018	355,792	PMTRX00011460	Purchases	413802	Hall's Paving & Sealing, Inc.	\$3,115.41		
4/30/2018	355,791	PMTRX00011460	Purchases	413803	Hall's Paving & Sealing, Inc.	\$5,004.00		
5/1/2018	356,149	PMTRX00011468	Purchases	413804	Hall's Paving & Sealing, Inc.	\$2,613.00		
5/10/2018	356,627	PMTRX00011480	Purchases	413805	Hall's Paving & Sealing, Inc.	\$1,906.38		
5/14/2018	356,570	PMTRX00011480	Purchases	35224-0518	ADS Environmental Services	\$700.00		
5/15/2018	356,352	PMTRX00011473	Purchases	5/15/2018	Straight Edge Construction LLC	\$3,800.00		
5/18/2018	356,812	PMTRX00011485	Purchases	413806	Hall's Paving & Sealing, Inc.	\$2,666.72		
5/21/2018	356,598	PMTRX00011480	Purchases	1264	Dixon & Associates Inc., G.	\$10,360.00		
5/25/2018	357,259	PMTRX00011494	Purchases	413807	Hall's Paving & Sealing, Inc.	\$4,112.94		
6/1/2018	357,683	PMTRX00011506	Purchases	413808	Hall's Paving & Sealing, Inc.	\$3,238.52		
6/7/2018	357,978	PMTRX00011514	Purchases	413809	Hall's Paving & Sealing, Inc.	\$1,694.67		
6/11/2018	357,977	PMTRX00011514	Purchases	413810	Hall's Paving & Sealing, Inc.	\$1,682.37		
6/18/2018	357,920	PMTRX00011513	Purchases	35224-0618	ADS Environmental Services	\$2,625.00		
6/18/2018	358,468	PMTRX00011526	Purchases	413811	Hall's Paving & Sealing, Inc.	\$2,957.70		
6/21/2018	358,467	PMTRX00011526	Purchases	413812	Hall's Paving & Sealing, Inc.	\$2,452.54		
6/28/2018	358,663	PMTRX00011529	Purchases	413815	Hall's Paving & Sealing, Inc.	\$11,671.30		
			Totals:	Account:	635-6004-031	Net Change	Ending Balance	
Account:	635-6004-032		Description:	Contract Other - Milling & Paving Asphalt	Beginning Balance:	\$117,466.07	\$117,466.07	\$0.00
Trx Date	Jrnl No.	Orig. Audit Trail	Distribution Reference	Orig. Master Number	Orig. Master Name		Debit	Credit
5/1/2018	356,161	PMTRX00011468	Purchases	24399	J K Meurer Corp.		\$55,076.25	
6/1/2018	357,692	PMTRX00011506	Purchases	24503	J K Meurer Corp.		\$45,408.75	
			Totals:	Account:	635-6004-032	Net Change	Ending Balance	
System:	DETAILED TRIAL B 9/24/2018		12:01:21 PM	Page:	327	\$100,485.00	\$100,485.00	\$0.00
				Contractual Other - Maint. of Services	Beginning Balance:	\$0.00		
Account:	635-6005-031		Description:	Contractual Other - Maint. of Services	Orig. Master Number		Debit	Credit
Trx Date	Jrnl No.	Orig. Audit Trail	Distribution Reference	Orig. Master Name				
1/12/2018	350,855	PMTRX00011350	Purchases	W 5TH ST METERS	Becknell-Coghill Inc		\$2,465.00	
1/22/2018	351,215	PMTRX00011359	Purchases	413939	Hall's Paving & Sealing, Inc.		\$1,214.19	
2/1/2018	351,844	PMTRX00011374	Purchases	1-12FR	Gemmer & Sons, Inc.		\$2,991.00	
2/1/2018	351,845	PMTRX00011374	Purchases	413940	Hall's Paving & Sealing, Inc.		\$2,782.32	
2/2/2018	352,016	PMTRX00011378	Purchases	413944	Hall's Paving & Sealing, Inc.		\$2,018.80	
2/12/2018	352,557	PMTRX00011390	Purchases	413941	Hall's Paving & Sealing, Inc.		\$1,967.47	
2/15/2018	352,558	PMTRX00011390	Purchases	413942	Hall's Paving & Sealing, Inc.		\$1,579.91	
2/22/2018	353,003	PMTRX00011398	Purchases	413943	Hall's Paving & Sealing, Inc.		\$907.50	
3/8/2018	353,653	PMTRX00011415	Purchases	413945	Hall's Paving & Sealing, Inc.		\$2,487.43	
3/16/2018	354,009	PMTRX00011420	Purchases	413946	Hall's Paving & Sealing, Inc.		\$2,534.84	
3/28/2018	354,361	PMTRX00011424	Purchases	413947	Hall's Paving & Sealing, Inc.		\$2,541.86	
4/2/2018	354,732	PMTRX00011434	Purchases	413948	Hall's Paving & Sealing, Inc.		\$1,317.41	
4/6/2018	355,181	PMTRX00011449	Purchases	413949	Hall's Paving & Sealing, Inc.		\$1,411.55	
4/13/2018	355,179	PMTRX00011449	Purchases	413950	Hall's Paving & Sealing, Inc.		\$300.66	
4/13/2018	355,180	PMTRX00011449	Purchases	413801	Hall's Paving & Sealing, Inc.		\$1,147.01	
4/20/2018	355,792	PMTRX00011460	Purchases	413802	Hall's Paving & Sealing, Inc.		\$1,335.18	
4/23/2018	355,737	PMTRX00011460	Purchases	Mar-18	Becknell-Coghill Inc		\$1,280.00	
5/1/2018	356,149	PMTRX00011468	Purchases	413804	Hall's Paving & Sealing, Inc.		\$1,119.85	
5/10/2018	356,627	PMTRX00011480	Purchases	413805	Hall's Paving & Sealing, Inc.		\$817.02	
5/18/2018	356,812	PMTRX00011485	Purchases	413806	Hall's Paving & Sealing, Inc.		\$1,142.88	
5/21/2018	356,598	PMTRX00011480	Purchases	1264	Dixon & Associates Inc., G.		\$4,440.00	
5/25/2018	357,259	PMTRX00011494	Purchases	413807	Hall's Paving & Sealing, Inc.		\$1,762.69	
6/1/2018	357,683	PMTRX00011506	Purchases	413808	Hall's Paving & Sealing, Inc.		\$1,387.94	
6/1/2018	358,443	PMTRX00011526	Purchases	MAY 2018.	Becknell-Coghill Inc		\$860.00	
6/7/2018	357,978	PMTRX00011514	Purchases	413809	Hall's Paving & Sealing, Inc.		\$726.28	
6/10/2018	357,931	PMTRX00011513	Purchases	Apr-18	Becknell-Coghill Inc		\$360.00	
6/11/2018	357,977	PMTRX00011514	Purchases	413810	Hall's Paving & Sealing, Inc.		\$721.02	
6/18/2018	358,468	PMTRX00011526	Purchases	413811	Hall's Paving & Sealing, Inc.		\$1,267.59	

6/21/2018	358,467	PMTRX00011526	Purchases	413812	Hall's Paving & Sealing, Inc.	\$1,051.09		
6/30/2018	358,435	GLTRX00046480						\$750.00
			Totals:	Account:	635-6005-031	Net Change	Ending Balance	
Account:	635-6008-031		Description:	Contractual Other - Distr., Maint. Of M	Beginning Balance:	\$45,188.49	\$45,188.49	\$45,938.49
Trx Date	Jrnl No.	Orig. Audit Trail	Distribution Reference	Orig. Master Number	Orig. Master Name			Debit
1/8/2018	350,465	PMTRX00011338	Purchases	2380549	RUMPKE			\$75.57
2/6/2018	351,888	PMTRX00011375	Purchases	2393702	RUMPKE			\$75.57
3/6/2018	353,153	PMTRX00011402	Purchases	2405890	RUMPKE			\$84.89
4/5/2018	354,707	PMTRX00011433	Purchases	2419398	RUMPKE			\$84.80
5/7/2018	356,081	PMTRX00011467	Purchases	2433432	RUMPKE			\$85.37
6/5/2018	357,732	PMTRX00011507	Purchases	2447073	RUMPKE			\$86.23
6/27/2018	358,675	PMTRX00011529	Purchases	2456809	RUMPKE			\$310.00
			Totals:	Account:	635-6008-031	Net Change	Ending Balance	
Account:	635-6009-031		Description:	Contractual Other - Blow-Off Charges	Beginning Balance:	\$802.43	\$802.43	\$802.43
Trx Date	Jrnl No.	Orig. Audit Trail	Distribution Reference	Orig. Master Number	Orig. Master Name			Debit
1/22/2018	351,137	PMTRX00011356	Purchases	12537	Sanitation District No. 1			\$1,783.16
2/28/2018	352,766	PMTRX00011395	Purchases	12547	Sanitation District No. 1			\$2,610.14
2/28/2018	352,791	PMVVR00001369	Purchases	12547	Sanitation District No. 1			\$2,610.14
2/28/2018	352,792	PMTRX00011396	Purchases	12547	Sanitation District No. 1			\$2,610.14
3/23/2018	354,082	PMTRX00011421	Purchases	12567	Sanitation District No. 1			\$1,890.56
4/23/2018	355,478	PMTRX00011454	Purchases	12580	Sanitation District No. 1			\$3,882.83
5/25/2018	357,320	PMTRX00011497	Purchases	12591	Sanitation District No. 1			\$4,086.89
6/26/2018	358,677	PMTRX00011529	Purchases	12598	Sanitation District No. 1			\$4,640.00
			Totals:	Account:	635-6009-031	Net Change	Ending Balance	
Account:	635-7001-050		Description:	Contract Service Other - Meter Readin	Beginning Balance:	\$18,893.58	\$18,893.58	\$21,503.72
Trx Date	Jrnl No.	Orig. Audit Trail	Distribution Reference	Orig. Master Number	Orig. Master Name			Debit
1/31/2018	351,172	GLTRX00045562						\$185.73
2/1/2018	352,602	PMTRX00011391	Purchases	80017838	Badger Meter, Inc			\$78.00
2/28/2018	352,524	GLTRX00045787						\$185.73
3/1/2018	353,114	PMTRX00011402	Purchases	80018660	Badger Meter, Inc			\$78.00
3/30/2018	354,273	GLTRX00045985						\$185.73
4/1/2018	354,725	PMTRX00011434	Purchases	80019558	Badger Meter, Inc			\$63.00
System:	DETAILED TRIAL B	9/24/2018	12:01:21 PM	Page:	328	User Date:	9/24/2018	User ID:
N Ky Water District								
4/30/2018	355,652	GLTRX00046148						\$185.73
5/1/2018	356,004	PMTRX00011465	Purchases	80020499	Badger Meter, Inc			\$63.00
5/30/2018	357,202	PMTRX00011492	Purchases	80021362	Badger Meter, Inc			\$69.00
5/31/2018	357,112	GLTRX00046327						\$185.73
6/30/2018	358,621	GLTRX00046514						\$185.73
			Totals:	Account:	635-7001-050	Net Change	Ending Balance	
Account:	635-7001-051		Description:	Contractual Other - Communication Fi	Beginning Balance:	\$1,465.38	\$1,465.38	\$1,465.38
Trx Date	Jrnl No.	Orig. Audit Trail	Distribution Reference	Orig. Master Number	Orig. Master Name			Debit
2/1/2018	351,922	PMTRX00011377	Purchases	64402	Around the Clock Answering Service			\$2,142.50
2/27/2018	352,599	PMTRX00011391	Purchases	64697	Around the Clock Answering Service			\$733.00
4/1/2018	354,652	PMTRX00011432	Purchases	64990	Around the Clock Answering Service			\$460.50
4/26/2018	355,735	PMTRX00011460	Purchases	65282	Around the Clock Answering Service			\$473.50
5/26/2018	357,198	PMTRX00011492	Purchases	65571	Around the Clock Answering Service			\$493.50
6/11/2018	358,011	PMTRX00011515	Purchases	5619454	Mower Express, Inc.			\$126.08
6/26/2018	358,650	PMTRX00011529	Purchases	65861	Around the Clock Answering Service			\$1,171.50
			Totals:	Account:	635-7001-051	Net Change	Ending Balance	
Account:	635-7001-052		Description:	Contract Serv- Bill Printing/Mailing	Beginning Balance:	\$5,600.58	\$5,600.58	\$5,600.58
Trx Date	Jrnl No.	Orig. Audit Trail	Distribution Reference	Orig. Master Number	Orig. Master Name			Debit
2/1/2018	351,252	PMTRX00011360	Purchases	25055	Literature Fulfillment Services			\$1,868.96
2/28/2018	353,000	PMTRX00011398	Purchases	25188	Literature Fulfillment Services			\$2,635.62

4/1/2018	354,733	PMTRX00011434	Purchases	25309	Literature Fulfillment Services	\$2,877.89			
4/26/2018	355,813	PMTRX00011461	Purchases	25479	Literature Fulfillment Services	\$1,814.12			
5/30/2018	357,279	PMTRX00011495	Purchases	25614	Literature Fulfillment Services	\$2,348.66			
6/28/2018	358,669	PMTRX00011529	Purchases	25717	Literature Fulfillment Services	\$2,878.67			
			Totals:	Account:	635-7001-052	Net Change	Ending Balance		
Account:	635-7002-052		Description:	Contractual Other - Communications Ar	Beginning Balance:	\$14,423.92	\$14,423.92	\$14,423.92	\$0.00
Trx Date	Jrnl No.	Orig. Audit Trail	Distribution Reference	Orig. Master Number	Orig. Master Name	\$0.00			Credit
2/1/2018	352,636	PMTRX00011391	Purchases	SIN103364	Pacific Interpreters	\$24.65			
3/1/2018	354,453	PMTRX00011426	Purchases	SIN105623	Pacific Interpreters	\$46.40			
6/1/2018	358,420	PMTRX00011524	Purchases	SIN112458	Pacific Interpreters	\$14.50			
			Totals:	Account:	635-7002-052	Net Change	Ending Balance		
Account:	635-7002-054		Description:	Contractual Other - Collections	Beginning Balance:	\$85.55	\$85.55	\$85.55	\$0.00
Trx Date	Jrnl No.	Orig. Audit Trail	Distribution Reference	Orig. Master Number	Orig. Master Name	\$0.00			Credit
1/1/2018	361,066	GLTRX00046845						\$12,033.80	
1/31/2018	361,067	GLTRX00046845						\$1,193.50	
2/28/2018	361,068	GLTRX00046845						\$1,405.18	
3/31/2018	361,069	GLTRX00046845						\$2,767.24	
4/30/2018	361,070	GLTRX00046845						\$2,698.72	
5/31/2018	361,071	GLTRX00046845						\$2,550.20	
			Totals:	Account:	635-7002-054	Net Change	Ending Balance		
Account:	635-7003-054		Description:	Contractual Other - Utilities	Beginning Balance:	\$22,648.64	\$22,648.64	\$22,648.64	\$0.00
Trx Date	Jrnl No.	Orig. Audit Trail	Distribution Reference	Orig. Master Number	Orig. Master Name	\$0.00			Credit
1/25/2018	351,031	PMTRX00011354	Purchases	81903790016 1/18	Duke Energy	\$8.19			
2/23/2018	352,617	PMTRX00011391	Purchases	81903790016 1/9	Duke Energy	\$8.57			
3/26/2018	354,349	PMTRX00011424	Purchases	81903790016 1/6	Duke Energy	\$8.19			
4/25/2018	355,770	PMTRX00011460	Purchases	81903790016 2/9	Duke Energy	\$8.19			
5/24/2018	356,851	PMTRX00011486	Purchases	81903790016 5/18	Duke Energy	\$16.54			
6/25/2018	358,658	PMTRX00011529	Purchases	81903790016 1/3	Duke Energy	\$19.45			
			Totals:	Account:	635-7003-054	Net Change	Ending Balance		
Account:	635-7005-052		Description:	Contractual Service-Temps	Beginning Balance:	\$69.13	\$69.13	\$69.13	\$0.00
Trx Date	Jrnl No.	Orig. Audit Trail	Distribution Reference	Orig. Master Number	Orig. Master Name	\$0.00			Credit
1/3/2018	350,176	PMTRX00011331	Purchases	49980808	OFFICETEAM, Specialized Admin. Staffing	\$479.52			
1/3/2018	350,177	PMTRX00011331	Purchases	49985430	OFFICETEAM, Specialized Admin. Staffing	\$319.20			
System:	DETAILED TRIAL B 9/24/2018	12:01:21 PM		Page:	329	User Date:	9/24/2018	User ID:	skampsen
N Ky Water District									
1/8/2018	350,456	PMTRX00011338	Purchases	50003858	OFFICETEAM, Specialized Admin. Staffing	\$659.34			
1/9/2018	350,457	PMTRX00011338	Purchases	50026312	OFFICETEAM, Specialized Admin. Staffing	\$658.35			
1/16/2018	351,127	PMTRX00011356	Purchases	50067526	OFFICETEAM, Specialized Admin. Staffing	\$807.20			
1/17/2018	350,595	PMTRX00011344	Purchases	50081141	OFFICETEAM, Specialized Admin. Staffing	\$591.92			
1/22/2018	350,825	PMTRX00011348	Purchases	50098343	No Ky Public Works Association	\$802.16			
1/22/2018	350,826	PMTRX00011348	Purchases	50098504	No Ky Public Works Association	\$638.40			
1/22/2018	350,911	PMVVR00001359	Purchases	50098343	No Ky Public Works Association				\$802.16
1/22/2018	350,912	PMVVR00001359	Purchases	50098504	No Ky Public Works Association				\$638.40
1/22/2018	350,913	PMTRX00011352	Purchases	50098343	OFFICETEAM, Specialized Admin. Staffing	\$802.16			
1/22/2018	350,914	PMTRX00011352	Purchases	50098504	OFFICETEAM, Specialized Admin. Staffing	\$638.40			
1/30/2018	351,128	PMTRX00011356	Purchases	50166468	OFFICETEAM, Specialized Admin. Staffing	\$829.90			
1/30/2018	351,129	PMTRX00011356	Purchases	50166234	OFFICETEAM, Specialized Admin. Staffing	\$738.15			
2/5/2018	351,647	PMTRX00011370	Purchases	50195385	OFFICETEAM, Specialized Admin. Staffing	\$768.08			
2/6/2018	351,648	PMTRX00011370	Purchases	50217248	OFFICETEAM, Specialized Admin. Staffing	\$807.20			
2/12/2018	351,879	PMTRX00011375	Purchases	50246507	OFFICETEAM, Specialized Admin. Staffing	\$778.05			
2/13/2018	351,878	PMTRX00011375	Purchases	50266229	OFFICETEAM, Specialized Admin. Staffing	\$807.20			
2/20/2018	352,359	PMTRX00011386	Purchases	50311556	OFFICETEAM, Specialized Admin. Staffing	\$438.90			
2/20/2018	352,360	PMTRX00011386	Purchases	50311166	OFFICETEAM, Specialized Admin. Staffing	\$822.34			
2/26/2018	352,752	PMTRX00011395	Purchases	50343056	OFFICETEAM, Specialized Admin. Staffing	\$798.00			
3/6/2018	353,356	PMTRX00011407	Purchases	50415559	OFFICETEAM, Specialized Admin. Staffing	\$798.00			

3/19/2018	353,708	PMTRX00011416	Purchases	50492213	OFFICETEAM, Specialized Admin. Staffing	\$638.40	
3/26/2018	354,447	PMTRX00011426	Purchases	50542651	OFFICETEAM, Specialized Admin. Staffing	\$648.38	
4/1/2018	355,884	PMTRX00011462	Purchases	50443102	OFFICETEAM, Specialized Admin. Staffing	\$788.03	
4/2/2018	354,702	PMTRX00011433	Purchases	50592584	OFFICETEAM, Specialized Admin. Staffing	\$638.40	
4/10/2018	355,117	PMTRX00011445	Purchases	50662958	OFFICETEAM, Specialized Admin. Staffing	\$798.00	
4/16/2018	355,115	PMTRX00011445	Purchases	50690435	OFFICETEAM, Specialized Admin. Staffing	\$468.71	
4/16/2018	355,116	PMTRX00011445	Purchases	50691117	OFFICETEAM, Specialized Admin. Staffing	\$798.00	
4/23/2018	355,832	PMTRX00011461	Purchases	50740072	OFFICETEAM, Specialized Admin. Staffing	\$638.40	
4/23/2018	355,833	PMTRX00011461	Purchases	50741175	OFFICETEAM, Specialized Admin. Staffing	\$825.19	
4/30/2018	355,834	PMTRX00011461	Purchases	50791286	OFFICETEAM, Specialized Admin. Staffing	\$798.00	
5/1/2018	356,071	PMTRX00011467	Purchases	50811654	OFFICETEAM, Specialized Admin. Staffing	\$616.19	
5/8/2018	356,072	PMTRX00011467	Purchases	50862628	OFFICETEAM, Specialized Admin. Staffing	\$798.00	
5/14/2018	356,340	PMTRX00011472	Purchases	50890334	OFFICETEAM, Specialized Admin. Staffing	\$708.23	
5/21/2018	356,653	PMTRX00011481	Purchases	50938216	OFFICETEAM, Specialized Admin. Staffing	\$798.00	
5/28/2018	356,815	PMTRX00011485	Purchases	50987553	OFFICETEAM, Specialized Admin. Staffing	\$798.00	
6/5/2018	357,725	PMTRX00011507	Purchases	51056638	OFFICETEAM, Specialized Admin. Staffing	\$319.20	
6/5/2018	357,726	PMTRX00011507	Purchases	51056722	OFFICETEAM, Specialized Admin. Staffing	\$639.22	
6/11/2018	357,723	PMTRX00011507	Purchases	51085248	OFFICETEAM, Specialized Admin. Staffing	\$798.00	
6/11/2018	357,724	PMTRX00011507	Purchases	51086631	OFFICETEAM, Specialized Admin. Staffing	\$824.80	
6/18/2018	358,405	PMTRX00011524	Purchases	51133396	OFFICETEAM, Specialized Admin. Staffing	\$798.00	
6/18/2018	358,406	PMTRX00011524	Purchases	51132280	OFFICETEAM, Specialized Admin. Staffing	\$824.80	
6/18/2018	358,407	PMTRX00011524	Purchases	51193930	OFFICETEAM, Specialized Admin. Staffing	\$693.26	
6/25/2018	358,404	PMTRX00011524	Purchases	51193964	OFFICETEAM, Specialized Admin. Staffing	\$824.80	

Account:	635-7008-052	Totals:	Account:	635-7005-052	Net Change	Ending Balance		
Trx Date	Jrnl No.	Description:	Contractual services- Lockbox processi	Beginning Balance:	\$29,021.92	\$29,021.92	\$30,462.48	\$1,440.56

Trx Date	Jrnl No.	Orig. Audit Trail	Distribution Reference	Orig. Master Number	Orig. Master Name	Debit	Credit
1/22/2018	351,442	CMTRX00008292	Bank Transaction Entry	DAJ000038523		\$4,186.68	
2/21/2018	352,949	CMTRX00008319	Bank Transaction Entry	DAJ000038730		\$6,251.06	
3/21/2018	354,380	CMTRX00008349	Bank Transaction Entry	DAJ000038944		\$4,255.35	
4/23/2018	355,703	CMTRX00008378	Bank Transaction Entry	DAJ000039161		\$4,847.69	
5/21/2018	357,157	CMTRX00008407	Bank Transaction Entry	DAJ000039388		\$4,733.36	
6/21/2018	358,863	CMTRX00008435	Bank Transaction Entry	DAJ000039587		\$4,492.58	

Account:	635-7009-052	Totals:	Account:	635-7008-052	Net Change	Ending Balance		
Trx Date	Jrnl No.	Description:	Contractual Services - Credit Card Proce	Beginning Balance:	\$28,766.72	\$28,766.72	\$28,766.72	\$0.00

Trx Date	Jrnl No.	Orig. Audit Trail	Distribution Reference	Orig. Master Number	Orig. Master Name	Debit	Credit
1/18/2018	351,443	CMTRX00008292	Bank Transaction Entry	DAJ000038524		\$16,812.57	
2/21/2018	352,950	CMTRX00008319	Bank Transaction Entry	DAJ000038731		\$19,602.03	
3/19/2018	354,381	CMTRX00008349	Bank Transaction Entry	DAJ000038945		\$18,191.94	
4/19/2018	355,693	CMTRX00008378	Bank Transaction Entry	DAJ000039151		\$18,472.41	
5/1/2018	356,126	PMTRX00011468	Purchases	US18040256	Paymentus Group, Inc.	\$18,363.87	
6/1/2018	357,729	PMTRX00011507	Purchases	US18050258	Paymentus Group, Inc.	\$17,617.71	

Account:	635-7010-054	Totals:	Account:	635-7009-052	Net Change	Ending Balance		
Trx Date	Jrnl No.	Description:	Communications - Customer Service	Beginning Balance:	\$109,060.53	\$109,060.53	\$109,060.53	\$0.00

System:	DETAILED TRIAL B 9/24/2018	Page:	330	Orig. Master Number	330	Orig. Master Name	9/24/2018	User ID:	skampsen
---------	----------------------------	-------	-----	---------------------	-----	-------------------	-----------	----------	----------

Trx Date	Jrnl No.	Orig. Audit Trail	Distribution Reference	Orig. Master Number	Orig. Master Name	Debit	Credit
1/1/2018	350,600	PMTRX00011344	Purchases	430234 1/18	Vivial	\$210.27	
1/19/2018	351,017	PMTRX00011354	Purchases	5789898 1/18	Cincinnati Bell	\$561.34	
2/1/2018	351,662	PMTRX00011370	Purchases	430234 1/9	Vivial	\$210.27	
2/19/2018	352,611	PMTRX00011391	Purchases	5789898 1/9	Cincinnati Bell	\$572.42	
3/1/2018	353,159	PMTRX00011402	Purchases	430234 1/6	Vivial	\$210.27	
4/1/2018	354,719	PMTRX00011433	Purchases	430234 2/9	Vivial	\$210.27	
4/1/2018	354,860	PMTRX00011439	Purchases	5789898 1/6	Cincinnati Bell	\$45.50	
4/1/2018	354,861	PMTRX00011439	Purchases	5784894 1/6	Cincinnati Bell	\$529.07	
4/19/2018	355,365	PMTRX00011452	Purchases	5784894 2/9	Cincinnati Bell	\$1,054.80	
5/1/2018	356,095	PMTRX00011467	Purchases	430234 5/18	Vivial	\$210.27	

5/19/2018	356,835	PMTRX00011486	Purchases	5789898	5/18	Cincinnati Bell	\$11.83		
6/1/2018	357,751	PMTRX00011508	Purchases	430234	1/3	Vivial	\$210.27		
6/19/2018	358,281	PMTRX00011518	Purchases	5789898		Cincinnati Bell	\$11.83		
				Totals:	Account:	635-7010-054	Net Change	Ending Balance	
Account:	635-8000-074	Description:		Contractual Other - BK/Accting	Beginning Balance:	\$0.00	\$4,048.41	\$4,048.41	\$0.00
Trx Date	Jrnl No.	Orig. Audit Trail	Distribution Reference	Orig. Master Number	Orig. Master Name		Debit	Credit	
1/1/2018	350,181	PMTRX00011331	Purchases	SRV019597	TrinSoft, LLC		\$42.50		
1/3/2018	351,208	PMTRX00011359	Purchases	13194456	Dun & Bradstreet Credibility Corp.		\$1,399.00		
1/15/2018	350,575	PMTRX00011343	Purchases	SRV019664	TrinSoft, LLC		\$340.00		
1/31/2018	351,172	GLTRX00045562					\$218.67		
2/1/2018	352,583	PMTRX00011390	Purchases	SRV019727	TrinSoft, LLC		\$212.50		
2/1/2018	352,644	PMTRX00011391	Purchases	SRV019685	TrinSoft, LLC		\$807.50		
2/5/2018	351,681	PMTRX00011371	Purchases	SRV019779	TrinSoft, LLC		\$345.00		
2/19/2018	352,584	PMTRX00011390	Purchases	SRV019843	TrinSoft, LLC		\$127.50		
2/28/2018	352,524	GLTRX00045787					\$218.67		
3/5/2018	353,209	PMTRX00011403	Purchases	SRV019921	TrinSoft, LLC		\$170.00		
3/12/2018	353,731	PMTRX00011416	Purchases	SRV019966	TrinSoft, LLC		\$255.00		
3/19/2018	354,083	PMTRX00011421	Purchases	SRV019980	TrinSoft, LLC		\$85.00		
3/26/2018	354,485	PMTRX00011426	Purchases	SRV019999	TrinSoft, LLC		\$212.50		
3/30/2018	354,273	GLTRX00045985					\$218.67		
4/30/2018	355,652	GLTRX00046148					\$218.67		
5/14/2018	356,302	PMTRX00011470	Purchases	13706013	Dun & Bradstreet Credibility Corp.		\$1,099.00		
5/28/2018	357,333	PMTRX00011498	Purchases	SRV020276	TrinSoft, LLC		\$85.00		
5/31/2018	357,112	GLTRX00046327					\$218.67		
6/11/2018	357,742	PMTRX00011508	Purchases	SRV020330	TrinSoft, LLC		\$340.00		
6/18/2018	358,510	PMTRX00011526	Purchases	SRV020352	TrinSoft, LLC		\$170.00		
6/30/2018	358,621	GLTRX00046514					\$218.67		
				Totals:	Account:	635-8000-074	Net Change	Ending Balance	
Account:	635-8000-078	Description:		Contract Expenses - HR/Info Systems	Beginning Balance:	\$0.00	\$7,002.52	\$7,002.52	\$0.00
Trx Date	Jrnl No.	Orig. Audit Trail	Distribution Reference	Orig. Master Number	Orig. Master Name		Debit	Credit	
1/1/2018	350,139	PMTRX00011331	Purchases	L164224 01/18	Cincinnati Bell		\$124.85		
1/1/2018	350,141	PMTRX00011331	Purchases	D160584 01/18	Cincinnati Bell		\$5,895.30		
1/2/2018	350,471	PMTRX00011338	Purchases	464399	St. Elizabeth Medical Center		\$962.50		
1/7/2018	350,597	PMTRX00011344	Purchases	301024729	Pridestaff Financial		\$1,147.50		
1/8/2018	350,522	PMTRX00011341	Purchases	4260425 1/18	Cincinnati Bell		\$129.41		
1/10/2018	350,527	PMTRX00011341	Purchases	5724798 1/18	Cincinnati Bell		\$272.79		
1/14/2018	350,779	PMTRX00011347	Purchases	4411893 1/18	Cincinnati Bell		\$219.82		
1/14/2018	351,278	PMTRX00011360	Purchases	301026832	Pridestaff Financial		\$795.94		
1/20/2018	351,023	PMTRX00011354	Purchases	896115 1/18	Cincinnati Bell Any Distance		\$96.44		
1/21/2018	351,277	PMTRX00011360	Purchases	301029091	Pridestaff Financial		\$1,360.00		
1/25/2018	351,520	PMTRX00011364	Purchases	9800608576	Verizon Wireless		\$7,720.76		
2/1/2018	351,566	RECVG00002327	Purchases	RCT0000010215	Verizon Wireless		\$209.00		
2/1/2018	351,583	PMTRX00011368	Purchases	L164224 02/18	Cincinnati Bell		\$124.85		
2/1/2018	351,586	PMTRX00011368	Purchases	D160584 02/18	Cincinnati Bell		\$8,278.35		
2/1/2018	351,651	PMTRX00011370	Purchases	301031108	Pridestaff Financial		\$1,343.00		
2/1/2018	351,659	PMTRX00011370	Purchases	INV14334572	Verizon Wireless		\$140.00		
2/1/2018	351,953	PMTRX00011377	Purchases	HRP-0000119587	Human Resource Profile Inc		\$100.00		
2/4/2018	351,884	PMTRX00011375	Purchases	301033369	Pridestaff Financial		\$1,147.50		
2/6/2018	351,645	PMTRX00011370	Purchases	E05005BZBD	Microsoft		\$61.46		
2/8/2018	351,926	PMTRX00011377	Purchases	4260425 1/9	Cincinnati Bell		\$129.41		
2/9/2018	351,610	PMVVR00001363	Purchases	INV14334571	Verizon Wireless			\$209.00	
2/10/2018	352,275	PMTRX00011384	Purchases	5724798 1/9	Cincinnati Bell		\$272.79		
2/11/2018	352,578	PMTRX00011390	Purchases	301035440	Pridestaff Financial		\$1,110.78		
2/12/2018	352,604	PMTRX00011391	Purchases	AVAYA0045515	CBTS		\$196.40		
2/14/2018	352,265	PMTRX00011384	Purchases	4411893 1/9	Cincinnati Bell		\$219.82		
2/15/2018	352,624	PMTRX00011391	Purchases	HRP-0000119943	Human Resource Profile Inc		\$150.00		
2/18/2018	352,638	PMTRX00011391	Purchases	301037786	Pridestaff Financial		\$1,258.00		

Account:	635-8000-078	Description:		Contract Expenses - HR/Info Systems	Beginning Balance:	\$0.00	\$7,002.52	\$7,002.52	\$0.00
Trx Date	Jrnl No.	Orig. Audit Trail	Distribution Reference	Orig. Master Number	Orig. Master Name		Debit	Credit	
1/1/2018	350,139	PMTRX00011331	Purchases	L164224 01/18	Cincinnati Bell		\$124.85		
1/1/2018	350,141	PMTRX00011331	Purchases	D160584 01/18	Cincinnati Bell		\$5,895.30		
1/2/2018	350,471	PMTRX00011338	Purchases	464399	St. Elizabeth Medical Center		\$962.50		
1/7/2018	350,597	PMTRX00011344	Purchases	301024729	Pridestaff Financial		\$1,147.50		
1/8/2018	350,522	PMTRX00011341	Purchases	4260425 1/18	Cincinnati Bell		\$129.41		
1/10/2018	350,527	PMTRX00011341	Purchases	5724798 1/18	Cincinnati Bell		\$272.79		
1/14/2018	350,779	PMTRX00011347	Purchases	4411893 1/18	Cincinnati Bell		\$219.82		
1/14/2018	351,278	PMTRX00011360	Purchases	301026832	Pridestaff Financial		\$795.94		
1/20/2018	351,023	PMTRX00011354	Purchases	896115 1/18	Cincinnati Bell Any Distance		\$96.44		
1/21/2018	351,277	PMTRX00011360	Purchases	301029091	Pridestaff Financial		\$1,360.00		
1/25/2018	351,520	PMTRX00011364	Purchases	9800608576	Verizon Wireless		\$7,720.76		
2/1/2018	351,566	RECVG00002327	Purchases	RCT0000010215	Verizon Wireless		\$209.00		
2/1/2018	351,583	PMTRX00011368	Purchases	L164224 02/18	Cincinnati Bell		\$124.85		
2/1/2018	351,586	PMTRX00011368	Purchases	D160584 02/18	Cincinnati Bell		\$8,278.35		
2/1/2018	351,651	PMTRX00011370	Purchases	301031108	Pridestaff Financial		\$1,343.00		
2/1/2018	351,659	PMTRX00011370	Purchases	INV14334572	Verizon Wireless		\$140.00		
2/1/2018	351,953	PMTRX00011377	Purchases	HRP-0000119587	Human Resource Profile Inc		\$100.00		
2/4/2018	351,884	PMTRX00011375	Purchases	301033369	Pridestaff Financial		\$1,147.50		
2/6/2018	351,645	PMTRX00011370	Purchases	E05005BZBD	Microsoft		\$61.46		
2/8/2018	351,926	PMTRX00011377	Purchases	4260425 1/9	Cincinnati Bell		\$129.41		
2/9/2018	351,610	PMVVR00001363	Purchases	INV14334571	Verizon Wireless			\$209.00	
2/10/2018	352,275	PMTRX00011384	Purchases	5724798 1/9	Cincinnati Bell		\$272.79		
2/11/2018	352,578	PMTRX00011390	Purchases	301035440	Pridestaff Financial		\$1,110.78		
2/12/2018	352,604	PMTRX00011391	Purchases	AVAYA0045515	CBTS		\$196.40		
2/14/2018	352,265	PMTRX00011384	Purchases	4411893 1/9	Cincinnati Bell		\$219.82		
2/15/2018	352,624	PMTRX00011391	Purchases	HRP-0000119943	Human Resource Profile Inc		\$150.00		
2/18/2018	352,638	PMTRX00011391	Purchases	301037786	Pridestaff Financial		\$1,258.00		



System:	DETAILED TRIAL B 9/24/2018	12:01:21 PM	Page:	331	User Date:	9/24/2018	User ID:	skampsen
N Ky Water District								
2/19/2018	352,224	CMTRX00008307	Bank Transaction Entry	RCT000038647				\$12.74
2/19/2018	352,224	CMTRX00008307	Bank Transaction Entry	RCT000038647				\$1.75
2/20/2018	352,613	PMTRX00011391	Purchases	896115 1/9	Cincinnati Bell Any Distance	\$115.84		
3/1/2018	353,204	PMTRX00011403	Purchases	301040007	Pridestaff Financial	\$1,411.00		
3/1/2018	353,307	PMTRX00011406	Purchases	L164224 03/18	Cincinnati Bell	\$124.85		
3/1/2018	353,310	PMTRX00011406	Purchases	D160584 03/18	Cincinnati Bell	\$8,278.35		
3/1/2018	353,377	PMTRX00011407	Purchases	9802418832	Verizon Wireless	\$8,924.35		
3/1/2018	353,378	PMTRX00011407	Purchases	INV14450885	Verizon Wireless	\$2,716.72		
3/4/2018	353,769	PMTRX00011417	Purchases	301041811	Pridestaff Financial	\$1,372.75		
3/8/2018	353,614	PMTRX00011412	Purchases	4260425 1/6	Cincinnati Bell	\$129.38		
3/10/2018	353,601	PMTRX00011412	Purchases	5724798 1/6	Cincinnati Bell	\$272.76		
3/14/2018	353,611	PMTRX00011412	Purchases	4411893 1/6	Cincinnati Bell	\$219.79		
3/15/2018	354,363	PMTRX00011424	Purchases	HRP-0000120603	Human Resource Profile Inc	\$50.00		
3/20/2018	353,998	PMTRX00011420	Purchases	896115 1/6	Cincinnati Bell Any Distance	\$65.32		
3/20/2018	354,097	CMTRX00008339	Bank Transaction Entry	RCT000038856				\$3.08
3/21/2018	354,489	PMTRX00011426	Purchases	INV14606227	Verizon Wireless	\$1,822.00		
3/25/2018	354,488	PMTRX00011426	Purchases	9804264240	Verizon Wireless	\$8,385.25		
4/1/2018	354,669	PMTRX00011432	Purchases	L164224 04/18	Cincinnati Bell	\$124.85		
4/1/2018	354,672	PMTRX00011432	Purchases	D160584 04/18	Cincinnati Bell	\$8,278.35		
4/1/2018	354,862	PMTRX00011439	Purchases	6665725 1/6	Cincinnati Bell	\$1,816.25		
4/2/2018	354,537	PMTRX00011429	Purchases	468369	St. Elizabeth Business Health	\$962.50		
4/8/2018	355,006	PMTRX00011441	Purchases	4260425 2/9	Cincinnati Bell	\$129.31		
4/10/2018	355,001	PMTRX00011441	Purchases	5724798 2/9	Cincinnati Bell	\$272.69		
4/10/2018	355,171	PMTRX00011449	Purchases	6665725 2/9	Cincinnati Bell	\$1,260.47		
4/11/2018	355,443	PMTRX00011453	Purchases	INV14703761	Verizon Wireless	\$1,805.00		
4/14/2018	355,368	PMTRX00011452	Purchases	4411893 2/9	Cincinnati Bell	\$219.72		
4/18/2018	354,987	GLTRX00046072				\$75.50		
4/18/2018	354,987	GLTRX00046072				\$179.90		
4/20/2018	355,760	PMTRX00011460	Purchases	896115 2/9	Cincinnati Bell	\$65.08		
5/1/2018	356,013	PMTRX00011465	Purchases	L164224 05/18	Cincinnati Bell	\$124.85		
5/1/2018	356,015	PMTRX00011465	Purchases	D160584 05/18	Cincinnati Bell	\$8,278.35		
5/1/2018	356,318	PMTRX00011472	Purchases	HRP-0000121992	Human Resource Profile Inc	\$50.00		
5/1/2018	356,365	PMTRX00011473	Purchases	9806111463	Verizon Wireless	\$8,218.67		
5/4/2018	356,487	CMTRX00008385	Bank Transaction Entry	RCT000039204				\$80.00
5/8/2018	356,283	PMTRX00011470	Purchases	4260425 5/18	Cincinnati Bell	\$129.31		
5/10/2018	356,280	PMTRX00011470	Purchases	5724798 5/18	Cincinnati Bell	\$272.69		
5/10/2018	356,594	PMTRX00011480	Purchases	6665725	Cincinnati Bell	\$3,082.98		
5/10/2018	357,018	PMTRX00011488	Purchases	INV14830967	Verizon Wireless	\$1,805.00		
5/14/2018	356,588	PMTRX00011480	Purchases	4411893 5/18	Cincinnati Bell	\$219.72		
5/20/2018	356,838	PMTRX00011486	Purchases	896115 5/18	Cincinnati Bell	\$65.12		
5/25/2018	357,340	PMTRX00011498	Purchases	9807966069	Verizon Wireless	\$8,174.03		
6/1/2018	357,620	PMTRX00011504	Purchases	L164224 06/18	Cincinnati Bell	\$124.85		
6/1/2018	357,621	PMTRX00011504	Purchases	D160584 06/18	Cincinnati Bell	\$8,278.35		
6/4/2018	357,544	CMTRX00008409	Bank Transaction Entry	RCT000039407				\$4.06
6/6/2018	357,558	CMTRX00008411	Bank Transaction Entry	RCT000039421				\$19.18
6/8/2018	357,945	PMTRX00011513	Purchases	4260425 1/3	Cincinnati Bell	\$129.31		
6/10/2018	357,950	PMTRX00011513	Purchases	5724798 1/3	Cincinnati Bell	\$272.69		
6/10/2018	357,951	PMTRX00011513	Purchases	6665725 1/3	Cincinnati Bell	\$3,033.43		
6/14/2018	357,934	PMTRX00011513	Purchases	4411893 1/3	Cincinnati Bell	\$219.72		
6/15/2018	358,733	PMTRX00011530	Purchases	HRP-0000123084	Human Resource Profile Inc	\$100.00		
6/15/2018	358,898	PMTRX00011533	Purchases	INV15007470	Verizon Wireless	\$1,805.00		
6/18/2018	357,885	CMTRX00008420	Bank Transaction Entry	RCT000039482				\$5.39
6/18/2018	357,885	CMTRX00008420	Bank Transaction Entry	RCT000039482				\$5.25
6/20/2018	357,887	GLTRX00046421				\$214.50		
6/20/2018	358,284	PMTRX00011518	Purchases	896115 1/3	Cincinnati Bell	\$65.19		
6/22/2018	358,026	GLTRX00046425				\$5.50		
6/25/2018	358,897	PMTRX00011533	Purchases	9809815021	Verizon Wireless	\$7,497.60		

Account:	635-8000-079	Totals:	Account:	635-8000-078	Net Change	Ending Balance		
Trx Date	Jrnl No.	Orig. Audit Trail	Description:	Beginning Balance:	\$134,371.06	\$134,371.06	\$134,711.51	\$340.45
			Distribution Reference	Orig. Master Number	Orig. Master Name		Debit	Credit
1/1/2018	350,226	PMTRX00011332	Purchases	10856	Pension Corporation of America		\$369.50	
1/1/2018	350,600	PMTRX00011344	Purchases	430234 1/18	Vivial		\$210.26	
1/2/2018	351,431	CMTRX00008292	Bank Transaction Entry	DAJ000038512			\$449.01	
1/9/2018	350,889	PMTRX00011350	Purchases	3400000100991 1/18	Sanitation District No. 1		\$69.45	
1/11/2018	351,432	CMTRX00008292	Bank Transaction Entry	DAJ000038513			\$2,091.03	
1/12/2018	351,433	CMTRX00008292	Bank Transaction Entry	DAJ000038514			\$863.12	
1/19/2018	351,017	PMTRX00011354	Purchases	5789898 1/18	Cincinnati Bell		\$561.34	
1/19/2018	351,434	CMTRX00008292	Bank Transaction Entry	DAJ000038515			\$448.38	
1/26/2018	351,435	CMTRX00008292	Bank Transaction Entry	DAJ000038516			\$432.16	
1/31/2018	351,172	GLTRX00045562					\$2,099.18	
1/31/2018	351,223	GLTRX00045583						\$1,908.84
System:	DETAILED TRIAL B 9/24/2018	12:01:21 PM	Page:	332	User Date:	9/24/2018	User ID:	skampsen
N Ky Water District								
2/1/2018	351,614	PMTRX00011369	Purchases	47157321436 1/18	Fifth Third Bank-Visa		\$2,922.43	
2/1/2018	351,649	PMTRX00011370	Purchases	10868	Pension Corporation of America		\$382.50	
2/1/2018	351,662	PMTRX00011370	Purchases	430234 1/9	Vivial		\$210.26	
2/1/2018	352,942	CMTRX00008318	Bank Transaction Entry	DAJ000038723			\$7,784.85	
2/2/2018	352,943	CMTRX00008318	Bank Transaction Entry	DAJ000038724			\$429.82	
2/3/2018	351,822	PMTRX00011374	Purchases	53138	Blue Chip Express & Courier Service		\$190.00	
2/9/2018	352,944	CMTRX00008318	Bank Transaction Entry	DAJ000038725			\$2,007.57	
2/14/2018	351,910	GLTRX00045682						\$2,922.43
2/16/2018	352,945	CMTRX00008318	Bank Transaction Entry	DAJ000038726			\$433.15	
2/19/2018	352,611	PMTRX00011391	Purchases	5789898 1/9	Cincinnati Bell		\$572.43	
2/28/2018	352,524	GLTRX00045787					\$2,099.18	
3/1/2018	353,081	PMTRX00011399	Purchases	10927	Pension Corporation of America		\$379.50	
3/1/2018	353,159	PMTRX00011402	Purchases	430234 1/6	Vivial		\$210.26	
3/1/2018	353,292	PMTRX00011405	Purchases	47157321436 1/9	Fifth Third Bank-Visa		\$7,400.63	
3/1/2018	353,452	PMTRX00011410	Purchases	53202	Blue Chip Express & Courier Service		\$220.00	
3/1/2018	353,737	PMTRX00011417	Purchases	53202	Blue Chip Express & Courier Service		\$210.00	
3/1/2018	354,382	CMTRX00008349	Bank Transaction Entry	DAJ000038946			\$437.59	
3/2/2018	354,383	CMTRX00008349	Bank Transaction Entry	DAJ000038947			\$446.88	
3/9/2018	354,384	CMTRX00008349	Bank Transaction Entry	DAJ000038948			\$2,042.69	
3/14/2018	353,337	GLTRX00045899						\$7,400.63
3/16/2018	354,385	CMTRX00008349	Bank Transaction Entry	DAJ000038949			\$458.82	
3/23/2018	353,734	PMVVR00001373	Purchases	53202	Blue Chip Express & Courier Service			\$220.00
3/23/2018	354,386	CMTRX00008349	Bank Transaction Entry	DAJ000038950			\$448.76	
3/29/2018	354,387	CMTRX00008349	Bank Transaction Entry	DAJ000038951			\$445.07	
3/30/2018	354,273	GLTRX00045985					\$2,099.18	
3/30/2018	354,356	PMTRX00011424	Purchases	47157321436 1/6	Fifth Third Bank-Visa		\$6,754.69	
3/31/2018	354,401	PMTRX00011425	Purchases	53266	Blue Chip Express & Courier Service		\$210.00	
4/1/2018	354,536	PMTRX00011429	Purchases	10964	Pension Corporation of America		\$386.00	
4/1/2018	354,719	PMTRX00011433	Purchases	430234 2/9	Vivial		\$210.26	
4/1/2018	354,860	PMTRX00011439	Purchases	5789898 1/6	Cincinnati Bell		\$45.49	
4/1/2018	354,861	PMTRX00011439	Purchases	5784894 1/6	Cincinnati Bell		\$529.08	
4/1/2018	354,988	PMTRX00011441	Purchases	1/18/4723	AMTEC		\$400.00	
4/1/2018	354,989	PMTRX00011441	Purchases	2/18/3841	AMTEC		\$800.00	
4/5/2018	355,698	CMTRX00008378	Bank Transaction Entry	DAJ000039156			\$2,049.69	
4/10/2018	355,134	PMTRX00011448	Purchases	3437056038000 2/9	Sanitation District No. 1		\$33.26	
4/11/2018	355,130	PMTRX00011448	Purchases	3400000100991 2/9	Sanitation District No. 1		\$69.45	
4/12/2018	355,699	CMTRX00008378	Bank Transaction Entry	DAJ000039157			\$454.28	
4/18/2018	354,987	GLTRX00046072						\$6,363.54
4/19/2018	355,359	PMTRX00011452	Purchases	5789898 2/9	Cincinnati Bell		\$35.50	
4/19/2018	355,365	PMTRX00011452	Purchases	5784894 2/9	Cincinnati Bell		\$1,054.79	
4/19/2018	355,700	CMTRX00008378	Bank Transaction Entry	DAJ000039158			\$447.21	
4/26/2018	355,701	CMTRX00008378	Bank Transaction Entry	DAJ000039159			\$443.24	



1/24/2018	351,203	PMTRX00011359	Purchases	4003493931	Cintas #315	\$569.29		
1/25/2018	351,311	PMTRX00011361	Purchases	140175801 1/18	Time Warner Cable	\$366.63		
1/25/2018	351,519	PMTRX00011364	Purchases	140175801 01/18.	Time Warner Cable	\$248.11		
1/29/2018	351,313	PMTRX00011361	Purchases	28610	United Window Cleaning Co., Inc.	\$40.00		
1/31/2018	351,172	GLTRX00045562				\$306.27		
1/31/2018	351,528	PMTRX00011364	Purchases	39213	Plant Trolley, Inc., The	\$177.12		
2/1/2018	351,579	PMTRX00011368	Purchases	11278	Best Way Disposal	\$300.91		
2/1/2018	351,601	PMTRX00011368	Purchases	10300223228 1/18	Duke Energy	\$16,051.36		
2/1/2018	351,820	PMTRX00011374	Purchases	593723	ACE Exterminating Co. / Dawn	\$458.10		
2/1/2018	351,841	PMTRX00011374	Purchases	11376163	Equipment Depot	\$56.75		
2/1/2018	351,847	PMTRX00011374	Purchases	602858836	Hillyard Kentucky	\$35.42		
2/1/2018	351,995	PMTRX00011378	Purchases	18-0069	Greater Comfort Heating & Air	\$891.82		
2/1/2018	352,392	PMTRX00011387	Purchases	18-0171	Greater Comfort Heating & Air	\$705.00		
2/1/2018	352,395	PMTRX00011387	Purchases	17-4124	Greater Comfort Heating & Air	\$1,490.00		
2/1/2018	352,597	PMTRX00011391	Purchases	89311 CF 2018	ACE Exterminating Co. / Dawn	\$415.35		
2/1/2018	362,459	GLTRX00047046					\$16,051.36	
2/1/2018	362,473	GLTRX00047050				\$16,051.36		
2/5/2018	351,928	PMTRX00011377	Purchases	3314325 1/9	Cincinnati Bell	\$135.58		
2/6/2018	351,474	PMVVR00001361	Purchases	140175801 1/18	Time Warner Cable		\$366.63	
2/7/2018	352,417	PMTRX00011388	Purchases	4003739651	Cintas #315	\$569.29		
2/8/2018	351,683	PMTRX00011371	Purchases	71238	Vertical Systems Elevator	\$369.63		
2/17/2018	352,369	PMTRX00011386	Purchases	12	Victory Janitorial Service, Inc.	\$1,400.00		
2/19/2018	352,607	PMTRX00011391	Purchases	3413035 1/9	Cincinnati Bell	\$168.49		
2/20/2018	352,420	PMTRX00011388	Purchases	28697	United Window Cleaning Co., Inc.	\$40.00		
2/21/2018	352,419	PMTRX00011388	Purchases	4004008601	Cintas #315	\$569.29		
2/25/2018	352,643	PMTRX00011391	Purchases	1401758001 1/9	Time Warner Cable	\$248.26		
2/28/2018	352,524	GLTRX00045787				\$306.27		
3/1/2018	353,082	PMTRX00011399	Purchases	39469	Plant Trolley, Inc., The	\$177.12		
3/1/2018	353,117	PMTRX00011402	Purchases	11945	Best Way Disposal	\$304.71		
3/1/2018	354,362	PMTRX00011424	Purchases	602855343	Hillyard Kentucky	\$738.14		
3/5/2018	354,503	PMTRX00011427	Purchases	18-0435	Greater Comfort Heating & Air	\$2,513.20		
3/6/2018	353,303	PMTRX00011406	Purchases	1514	Butler Lawn Care & Landscaping	\$300.00		
3/6/2018	353,490	PMTRX00011410	Purchases	71474	Vertical Systems Elevator	\$59.00		
3/6/2018	354,502	PMTRX00011427	Purchases	18-0436	Greater Comfort Heating & Air	\$725.13		
3/7/2018	353,312	PMTRX00011406	Purchases	4004288138	Cintas #315	\$569.29		
3/8/2018	354,490	PMTRX00011426	Purchases	71650	Vertical Systems Elevator	\$369.63		
3/16/2018	353,450	PMTRX00011410	Purchases	1/22/2018	Action Sewer Service	\$500.00		
3/19/2018	353,995	PMTRX00011420	Purchases	3413035 1/6	Cincinnati Bell	\$168.38		
3/20/2018	353,745	PMTRX00011417	Purchases	87898	Document Destruction	\$255.00		
3/20/2018	354,004	PMTRX00011420	Purchases	11397596	Equipment Depot	\$81.75		
3/21/2018	354,071	PMTRX00011421	Purchases	4004591169	Cintas #315	\$569.29		
3/25/2018	354,483	PMTRX00011426	Purchases	140175801 1/6	Time Warner Cable	\$248.18		
3/29/2018	354,470	PMTRX00011426	Purchases	JS032818	Shirden's Carpet Cleaning Service	\$1,460.00		
3/29/2018	354,471	PMTRX00011426	Purchases	JS032918	Shirden's Carpet Cleaning Service	\$1,895.00		
3/30/2018	354,273	GLTRX00045985				\$306.27		
3/31/2018	354,456	PMTRX00011426	Purchases	39664	Plant Trolley, Inc., The	\$177.12		
4/1/2018	355,148	PMTRX00011448	Purchases	28902	United Window Cleaning Co., Inc.	\$1,510.00		
System:	DETAILED TRIAL B 9/24/2018	12:01:21 PM	Page:	334	User Date:	9/24/2018	User ID:	skampsen
N Ky Water District								
4/2/2018	354,660	PMTRX00011432	Purchases	13474	Best Way Disposal	\$304.05		
4/4/2018	355,375	PMTRX00011452	Purchases	4004917807	Cintas #315	\$569.29		
4/5/2018	354,843	PMTRX00011439	Purchases	3314325 2/9	Cincinnati Bell	\$67.66		
4/8/2018	354,737	PMTRX00011434	Purchases	72107	Vertical Systems Elevator	\$369.63		
4/16/2018	355,409	PMTRX00011453	Purchases	602952798	Hillyard Kentucky	\$565.61		
4/18/2018	355,374	PMTRX00011452	Purchases	4005261284	Cintas #315	\$582.61		
4/19/2018	355,358	PMTRX00011452	Purchases	3413035 2/9	Cincinnati Bell	\$168.21		
4/23/2018	355,475	PMTRX00011454	Purchases	2036046700003 2/9	Sanitation District No. 1	\$553.06		
4/23/2018	355,477	PMTRX00011454	Purchases	2036046701002 2/9	Sanitation District No. 1	\$1,861.27		
4/25/2018	355,866	PMTRX00011461	Purchases	140175801 2/9	Time Warner Cable	\$248.18		

4/30/2018	355,652	GLTRX00046148							\$306.27
4/30/2018	355,979	PMTRX00011464	Purchases	39958	Plant Trolley, Inc., The				\$177.12
5/1/2018	356,007	PMTRX00011465	Purchases	14781	Best Way Disposal				\$305.37
5/1/2018	356,092	PMTRX00011467	Purchases	29126	United Window Cleaning Co., Inc.				\$40.00
5/1/2018	356,147	PMTRX00011468	Purchases	18-0566	Greater Comfort Heating & Air				\$1,490.00
5/2/2018	356,137	PMTRX00011468	Purchases	4005641586	Cintas #315				\$611.14
5/5/2018	356,278	PMTRX00011470	Purchases	3314325 5/18	Cincinnati Bell				\$67.69
5/7/2018	356,080	PMTRX00011467	Purchases	2436671	RUMPKE				\$352.54
5/8/2018	356,169	PMTRX00011468	Purchases	72525	Vertical Systems Elevator				\$369.63
5/14/2018	356,694	RECVG00002356	Purchases	RCT0000010404	Crane 1 Services, Inc.				\$1,871.00
5/14/2018	357,025	RECVG00002359	Purchases	RCT0000010421	AE Door & Window Sales				\$1,618.00
5/16/2018	357,023	RECVG00002359	Purchases	RCT0000010419	AE Door & Window Sales				\$1,653.00
5/16/2018	357,024	RECVG00002359	Purchases	RCT0000010420	AE Door & Window Sales				\$1,627.00
5/16/2018	357,221	PMTRX00011492	Purchases	4005971287	Cintas #315				\$611.14
5/17/2018	357,022	RECVG00002359	Purchases	RCT0000010418	AE Door & Window Sales				\$812.00
5/18/2018	357,021	RECVG00002359	Purchases	RCT0000010417	AE Door & Window Sales				\$1,618.00
5/19/2018	356,832	PMTRX00011486	Purchases	3513035 5/18	Cincinnati Bell				\$168.21
5/21/2018	357,026	RECVG00002359	Purchases	RCT0000010422	AE Door & Window Sales				\$1,618.00
5/22/2018	357,231	PMTRX00011493	Purchases	90245	Document Destruction				\$75.00
5/25/2018	357,332	PMTRX00011498	Purchases	140175801 5/18	Time Warner Cable				\$249.65
5/29/2018	357,337	PMTRX00011498	Purchases	29313	United Window Cleaning Co., Inc.				\$40.00
5/30/2018	356,864	PMTRX00011486	Purchases	40115	Plant Trolley, Inc., The				\$177.12
5/30/2018	357,219	PMTRX00011492	Purchases	4006344504	Cintas #315				\$643.14
5/31/2018	357,112	GLTRX00046327							\$306.27
6/1/2018	357,678	PMTRX00011506	Purchases	18-1226	Greater Comfort Heating & Air				\$1,493.91
6/1/2018	357,680	PMTRX00011506	Purchases	18-0279	Greater Comfort Heating & Air				\$179.04
6/1/2018	357,747	PMTRX00011508	Purchases	28862	United Window Cleaning Co., Inc.				\$37.20
6/1/2018	357,973	PMTRX00011514	Purchases	18-1571	Greater Comfort Heating & Air				\$165.00
6/1/2018	357,974	PMTRX00011514	Purchases	18-1476	Greater Comfort Heating & Air				\$238.07
6/5/2018	357,622	PMTRX00011504	Purchases	3314325 715827883/21	Cincinnati Bell				\$67.69
6/5/2018	357,733	PMTRX00011507	Purchases	2450294	RUMPKE				\$221.35
6/6/2018	358,089	PMTRX00011516	Purchases	359309	AE Door & Window Sales				\$8,933.00
6/8/2018	357,750	PMTRX00011508	Purchases	72991	Vertical Systems Elevator				\$369.63
6/12/2018	358,088	PMTRX00011516	Purchases	1142821	Glenwood Elec Inc.				\$981.90
6/13/2018	357,952	PMTRX00011513	Purchases	4006729867	Cintas #315				\$671.46
6/15/2018	358,085	PMTRX00011516	Purchases	120153	Kent Refrigeration Company				\$138.96
6/15/2018	358,462	PMTRX00011526	Purchases	18-1726	Greater Comfort Heating & Air				\$360.00
6/19/2018	358,283	PMTRX00011518	Purchases	3413035 715827883/21	Cincinnati Bell				\$168.21
6/21/2018	358,340	PMTRX00011522	Purchases	603036393	Hillyard Kentucky				\$1,048.19
6/25/2018	358,685	PMTRX00011529	Purchases	140175801 1/3	Time Warner Cable				\$249.65
6/30/2018	358,621	GLTRX00046514							\$306.27

Account:	635-8001-078	Totals:	Account:	635-8000-085	Net Change	Ending Balance		
Trx Date	Jrnl No.	Orig. Audit Trail	Description:	Contract Service - Computer Equipment	\$80,444.49	\$80,444.49	\$96,862.48	\$16,417.99
1/6/2018	350,571	PMTRX00011343	Distribution Reference	Beginning Balance:	\$0.00			
1/26/2018	351,444	CMTRX00008292	Bank Transaction Entry	Orig. Master Number	Microsoft		\$184.21	Credit
1/31/2018	351,172	GLTRX00045562		DAJ000038525			\$1,495.26	
2/1/2018	351,661	PMTRX00011370	Purchases	INV14334571	Verizon Wireless		\$209.00	
2/1/2018	352,593	RECVG00002333	Purchases	RCT0000010261	Planning & Development Service of Kenton Cou		\$5,361.36	
2/1/2018	352,593	RECVG00002333	Trade Discounts	RCT0000010261	Planning & Development Service of Kenton Cou			\$1,509.70
2/14/2018	351,910	GLTRX00045682					\$153.35	
2/23/2018	352,724	PMTRX00011394	Purchases	239854	E & H Integrated Systems		\$68.50	
2/27/2018	352,736	PMTRX00011394	Purchases	7244	Idealstor		\$656.00	
2/28/2018	352,524	GLTRX00045787					\$20,154.72	
3/1/2018	353,372	PMTRX00011407	Purchases	SP8456260	Thomson Reuters		\$24.00	
3/2/2018	354,378	CMTRX00008349	Bank Transaction Entry	DAJ000038942			\$1,495.26	
3/6/2018	353,352	PMTRX00011407	Purchases	E050051CU	Microsoft		\$174.64	
3/7/2018	353,480	PMTRX00011410	Purchases	18082	Next Gen Cabling, Inc.		\$354.82	

3/7/2018	353,481	PMTRX00011410	Purchases		18083	Next Gen Cabling, Inc.	\$284.55	
3/7/2018	354,065	RECVG00002341	Purchases		RCT0000010323	Next Gen Cabling, Inc.	\$2,030.01	
3/9/2018	353,355	PMTRX00011407	Purchases		155185	NetGain Technologies	\$100.00	
System:	DETAILED TRIAL B	9/24/2018	12:01:21 PM	Page:	335	User Date:	9/24/2018	User ID: skampsen
N Ky Water District								
3/14/2018	353,337	GLTRX00045899					\$466.00	
3/23/2018	354,446	PMTRX00011426	Purchases		18103	Next Gen Cabling, Inc.	\$798.91	
3/29/2018	354,379	CMTRX00008349	Bank Transaction Entry		DAJ000038943		\$1,495.26	
3/30/2018	354,273	GLTRX00045985					\$21,299.72	
4/1/2018	354,742	RECVG00002344	Purchases		RCT0000010336	Planning & Development Service of Kenton Cou	\$4,516.39	
4/1/2018	354,742	RECVG00002344	Trade Discounts		RCT0000010336	Planning & Development Service of Kenton Cou		\$74.61
4/1/2018	354,744	RECVG00002344	Purchases		RCT0000010338	Lucity, Inc	\$450.00	
4/1/2018	355,104	PMTRX00011445	Purchases		1712155	Key Blue Prints Inc.	\$175.00	
4/6/2018	354,700	PMTRX00011433	Purchases		E05005OV0L	Microsoft	\$178.19	
4/18/2018	354,987	GLTRX00046072					\$207.98	
4/25/2018	355,877	RECVG00002351	Purchases		RCT0000010371	Planning & Development Service of Kenton Cou	\$25,000.00	
4/26/2018	355,692	CMTRX00008378	Bank Transaction Entry		DAJ000039150		\$1,495.26	
4/27/2018	355,831	PMTRX00011461	Purchases		156870	NetGain Technologies	\$100.00	
4/30/2018	355,652	GLTRX00046148					\$19,576.69	
5/1/2018	356,377	RECVG00002354	Purchases		RCT0000010390	Lucity, Inc	\$4,936.60	
5/6/2018	356,334	PMTRX00011472	Purchases		E05005VEAG	Microsoft	\$204.40	
5/11/2018	356,273	PMTRX00011470	Purchases		MRM8262	CDW Government Inc.	\$254.46	
5/15/2018	356,256	GLTRX00046205					\$58.00	
5/29/2018	357,207	PMTRX00011492	Purchases		MWD1758	CDW Government Inc.	\$57.45	
5/31/2018	357,112	GLTRX00046327					\$20,211.94	
5/31/2018	357,158	CMTRX00008407	Bank Transaction Entry		DAJ000039389		\$1,495.26	
6/1/2018	357,667	PMTRX00011505	Purchases		418236	Edgewood Electric Inc	\$295.00	
6/6/2018	357,721	PMTRX00011507	Purchases		E0500620UG	Microsoft	\$197.82	
6/8/2018	357,760	RECVG00002364	Purchases		RCT0000010444	NetGain Technologies	\$5,600.00	
6/20/2018	357,887	GLTRX00046421					\$58.00	
6/27/2018	358,653	PMTRX00011529	Purchases		NFR2530	CDW Government Inc.	\$365.74	
6/28/2018	358,872	CMTRX00008435	Bank Transaction Entry		DAJ000039596		\$1,495.26	
6/30/2018	358,621	GLTRX00046514					\$20,211.94	
			Totals:	Account:	635-8001-078	Net Change	Ending Balance	
Account:	635-8002-078		Description:	Contract Expenses - Safety	\$183,003.42	\$183,003.42	\$184,587.73	\$1,584.31
Trx Date	Jrnl No.	Orig. Audit Trail	Distribution Reference	Orig. Master Number	Orig. Master Name		Debit	Credit
4/4/2018	355,135	PMTRX00011448	Purchases	2096056	Silco Fire Protection Co		\$440.00	
5/22/2018	356,669	PMTRX00011481	Purchases	733824	Silco Fire Protection Co		\$395.00	
			Totals:	Account:	635-8002-078	Net Change	Ending Balance	
Account:	635-8002-079		Description:	Damages	\$835.00	\$835.00	\$835.00	\$0.00
Trx Date	Jrnl No.	Orig. Audit Trail	Distribution Reference	Orig. Master Number	Orig. Master Name		Debit	Credit
1/17/2018	350,374	PMTRX00011336	Purchases	DAMAGES 01/17	Kuhn, Michael		\$550.00	
2/5/2018	352,019	PMTRX00011378	Purchases	MISCO6155	Sanitation District No. 1		\$5,243.06	
2/8/2018	352,017	PMTRX00011378	Purchases	65359	Dupont Inc		\$140.50	
2/8/2018	352,018	PMTRX00011378	Purchases	10433811	Jolly Plumbing		\$227.50	
2/12/2018	351,786	PMTRX00011373	Purchases	DAMAGES 01/18	Drinouache, Michael		\$150.83	
2/13/2018	351,840	PMTRX00011374	Purchases	DAMAGES 02/18	Emery, Thelma		\$80.66	
2/15/2018	351,680	PMTRX00011371	Purchases	533238	Travelers		\$5,000.00	
2/21/2018	352,434	CMTRX00008310	Bank Transaction Entry	RCT000038662				\$1,000.00
3/1/2018	353,207	PMTRX00011403	Purchases	534774	Travelers		\$940.10	
3/12/2018	353,360	PMTRX00011407	Purchases	DK-401573	Project Resources Group, Inc.		\$2,921.72	
3/23/2018	354,166	PMTRX00011422	Purchases	P18024-1	KW Mechanical, Inc.		\$4,032.00	
3/26/2018	354,081	PMTRX00011421	Purchases	DK-401504	Project Resources Group, Inc.		\$788.19	
4/1/2018	354,717	PMTRX00011433	Purchases	536252	Travelers		\$2,500.00	
4/1/2018	354,727	PMTRX00011434	Purchases	45070	Calloway Cleaning & Restoration		\$1,829.23	
4/1/2018	354,728	PMTRX00011434	Purchases	45068	Calloway Cleaning & Restoration		\$5,941.17	
4/1/2018	354,729	PMTRX00011434	Purchases	45058	Calloway Cleaning & Restoration		\$3,132.85	

4/1/2018	354,730	PMTRX00011434	Purchases	45069	Calloway Cleaning & Restoration	\$1,966.30		
4/1/2018	355,412	PMTRX00011453	Purchases	10385065	Jolly Plumbing	\$185.00		
5/1/2018	355,746	PMTRX00011460	Purchases	DAMAGES 04/18	Carroll, John or Bertha	\$1,376.32		
5/3/2018	356,118	PMTRX00011468	Purchases	66109	Dupont Inc	\$225.00		
5/8/2018	356,070	PMTRX00011467	Purchases	DAMAGES 05/18	Northern KY Baptist Church	\$7,000.00		
5/8/2018	356,090	PMTRX00011467	Purchases	537791	Travelers	\$2,725.00		
5/29/2018	356,765	PMTRX00011484	Purchases	DK-402059	Project Resources Group, Inc.	\$807.01		
6/1/2018	357,011	PMTRX00011488	Purchases	DAMAGES 06/18	Schlothauer, David or Nancy	\$575.00		
6/1/2018	357,694	PMTRX00011506	Purchases	11530069	Jolly Plumbing	\$2,683.74		
6/1/2018	358,069	PMTRX00011516	Purchases	539357	Travelers	\$2,725.00		
6/11/2018	357,392	PMTRX00011499	Purchases	DAMAGES 06/18	Kelly, Keith	\$1,523.50		

System: DETAILED TRIAL B 9/24/2018			Totals: 12:01:21 PM	Account: 635-8002-079	54,269.68	Ending Balance \$54,269.68	\$55,269.68	\$1,000.00
N Ky Water District				Page: 336	User Date: 9/24/2018	User ID: skampsen		

Account: 635-8003-079			Description: Contract Serv- Admin- Grounds keeping	Beginning Balance: \$0.00				
Trx Date	Jrnl No.	Orig. Audit Trail	Distribution Reference	Orig. Master Number	Orig. Master Name	Debit	Credit	
3/12/2018	354,157	PMTRX00011422	Purchases	1517	Butler Lawn Care & Landscaping	\$250.00		
4/5/2018	355,168	PMTRX00011449	Purchases	1557	Butler Lawn Care & Landscaping	\$320.00		
4/5/2018	355,168	PMTRX00011449	Purchases	1557	Butler Lawn Care & Landscaping	\$250.00		
4/9/2018	355,169	PMTRX00011449	Purchases	1561	Butler Lawn Care & Landscaping	\$320.00		
4/9/2018	355,169	PMTRX00011449	Purchases	1561	Butler Lawn Care & Landscaping	\$250.00		
4/24/2018	355,743	PMTRX00011460	Purchases	1582	Butler Lawn Care & Landscaping	\$250.00		
5/21/2018	357,372	PMTRX00011499	Purchases	1594	Butler Lawn Care & Landscaping	\$250.00		
5/21/2018	357,373	PMTRX00011499	Purchases	1604	Butler Lawn Care & Landscaping	\$250.00		
6/1/2018	358,882	PMTRX00011533	Purchases	1625	Butler Lawn Care & Landscaping	\$250.00		
6/14/2018	358,881	PMTRX00011533	Purchases	1655	Butler Lawn Care & Landscaping	\$900.00		
6/22/2018	358,880	PMTRX00011533	Purchases	1667	Butler Lawn Care & Landscaping	\$250.00		
			Totals:	Net Change	Ending Balance			
Account: 642-6000-031			Description: Rental Exp., Distribution	635-8003-079	\$3,540.00	\$3,540.00	\$3,540.00	\$0.00
				Beginning Balance:	\$0.00			
Trx Date	Jrnl No.	Orig. Audit Trail	Distribution Reference	Orig. Master Number	Orig. Master Name	Debit	Credit	
2/9/2018	352,681	RECVG00002334	Purchases	RCT0000010264	Arts Rental Equipment & Supply	\$4,475.75		
5/3/2018	356,002	PMTRX00011465	Purchases	331284-2	Arts Rental Equipment & Supply	\$1,970.00		
6/23/2018	358,270	PMTRX00011518	Purchases	354824-14	Arts Rental Equipment & Supply	\$1,585.00		
			Totals:	Net Change	Ending Balance			
Account: 650-3000-001			Description: Transportation Exp - FTTP	642-6000-031	\$8,030.75	\$8,030.75	\$8,030.75	\$0.00
				Beginning Balance:	\$0.00			
Trx Date	Jrnl No.	Orig. Audit Trail	Distribution Reference	Orig. Master Number	Orig. Master Name	Debit	Credit	
1/31/2018	351,530	PMTRX00011364	Purchases	53015228	Wex Bank	\$1,650.12		
2/28/2018	352,778	PMTRX00011395	Purchases	53342622	Wex Bank	\$1,006.35		
3/31/2018	354,492	PMTRX00011426	Purchases	53723732	Wex Bank	\$1,412.72		
4/30/2018	355,873	PMTRX00011461	Purchases	54116694	Wex Bank	\$955.48		
5/31/2018	357,345	PMTRX00011498	Purchases	54478439	Wex Bank	\$1,297.56		
6/26/2018	358,691	PMTRX00011529	Purchases	54886894	Wex Bank	\$887.23		
			Totals:	Net Change	Ending Balance			
Account: 650-3000-003			Description: Transportation Exp - Laboratory	650-3000-001	\$7,209.46	\$7,209.46	\$7,209.46	\$0.00
				Beginning Balance:	\$0.00			
Trx Date	Jrnl No.	Orig. Audit Trail	Distribution Reference	Orig. Master Number	Orig. Master Name	Debit	Credit	
1/31/2018	351,530	PMTRX00011364	Purchases	53015228	Wex Bank	\$207.30		
2/28/2018	352,778	PMTRX00011395	Purchases	53342622	Wex Bank	\$172.57		
3/31/2018	354,492	PMTRX00011426	Purchases	53723732	Wex Bank	\$234.48		
4/30/2018	355,873	PMTRX00011461	Purchases	54116694	Wex Bank	\$263.36		
5/31/2018	357,345	PMTRX00011498	Purchases	54478439	Wex Bank	\$242.92		
6/26/2018	358,691	PMTRX00011529	Purchases	54886894	Wex Bank	\$276.37		
			Totals:	Net Change	Ending Balance			
Account: 650-3000-020			Description: Transportation Exp - Instrumentation	650-3000-003	\$1,397.00	\$1,397.00	\$1,397.00	\$0.00
				Beginning Balance:	\$0.00			
Trx Date	Jrnl No.	Orig. Audit Trail	Distribution Reference	Orig. Master Number	Orig. Master Name	Debit	Credit	

1/31/2018	351,530	PMTRX00011364	Purchases	53015228	Wex Bank	\$771.52		
2/28/2018	352,778	PMTRX00011395	Purchases	53342622	Wex Bank	\$646.07		
3/31/2018	354,492	PMTRX00011426	Purchases	53723732	Wex Bank	\$832.63		
4/30/2018	355,873	PMTRX00011461	Purchases	54116694	Wex Bank	\$619.85		
5/31/2018	357,345	PMTRX00011498	Purchases	54478439	Wex Bank	\$836.14		
6/26/2018	358,691	PMTRX00011529	Purchases	54886894	Wex Bank	\$635.92		

Totals:				Account:	650-3000-020	Net Change	Ending Balance		
Account:	650-3000-029	Description:	Transportation Expense - Ops MPTP	Beginning Balance:	\$0.00	\$4,342.13	\$4,342.13	\$4,342.13	\$0.00
Trx Date	Jrnl No.	Orig. Audit Trail	Distribution Reference	Orig. Master Number	Orig. Master Name			Debit	Credit
4/1/2018	354,813	PMTRX00011438	Purchases	22744	Mark's Garage			\$178.22	
5/18/2018	357,015	PMTRX00011488	Purchases	107020158	Sumerel Tire Co., Inc., Bob			\$53.97	

Totals:				Account:	650-3000-029	Net Change	Ending Balance		
System:	DETAILED TRIAL B 9/24/2018	Description:	12:01:21 PM	Page:	337	\$232.19	\$232.19	\$232.19	\$0.00
N Ky Water District		User Date:				9/24/2018	User ID:	skampsen	

Totals:				Account:	650-4000-001	Beginning Balance:	\$0.00		
Account:	650-4000-001	Description:	Transportation Exp - FTTP	Beginning Balance:	\$0.00			Debit	Credit
Trx Date	Jrnl No.	Orig. Audit Trail	Distribution Reference	Orig. Master Number	Orig. Master Name				
1/10/2018	350,869	PMTRX00011350	Purchases	87792	Kens Crescent Springs Service			\$185.00	
2/1/2018	351,643	PMTRX00011370	Purchases	22473	Mark's Garage			\$155.39	
3/1/2018	353,139	PMTRX00011402	Purchases	1119242	Jacks Glass Inc			\$265.20	
3/1/2018	353,150	PMTRX00011402	Purchases	22565	Mark's Garage			\$921.67	
3/5/2018	353,143	PMTRX00011402	Purchases	740-186373	KOI Enterprises, Inc			\$10.27	
3/8/2018	353,370	PMTRX00011407	Purchases	107018809	Sumerel Tire Co., Inc., Bob			\$133.23	
3/8/2018	353,371	PMTRX00011407	Purchases	107018808	Sumerel Tire Co., Inc., Bob			\$800.99	
3/20/2018	354,019	PMTRX00011420	Purchases	743-130001	KOI Enterprises, Inc			\$35.51	
3/21/2018	354,040	PMTRX00011420	Purchases	107019059	Sumerel Tire Co., Inc., Bob			\$69.99	
3/27/2018	354,473	PMTRX00011426	Purchases	107019162	Sumerel Tire Co., Inc., Bob			\$97.94	
3/27/2018	354,474	PMTRX00011426	Purchases	107019158	Sumerel Tire Co., Inc., Bob			\$867.96	
4/1/2018	354,812	PMTRX00011438	Purchases	22681	Mark's Garage			\$31.95	
4/2/2018	354,815	PMTRX00011438	Purchases	22752	Mark's Garage			\$940.35	
4/6/2018	354,817	PMTRX00011438	Purchases	107019378	Sumerel Tire Co., Inc., Bob			\$67.99	
4/24/2018	355,822	PMTRX00011461	Purchases	22842	Mark's Garage			\$610.64	
4/24/2018	355,864	PMTRX00011461	Purchases	107019695	Sumerel Tire Co., Inc., Bob			\$28.99	
5/2/2018	357,292	PMTRX00011496	Purchases	22886	Mark's Garage			\$46.95	
5/3/2018	357,293	PMTRX00011496	Purchases	22891	Mark's Garage			\$80.93	
5/4/2018	357,329	PMTRX00011497	Purchases	107019890	Sumerel Tire Co., Inc., Bob			\$69.99	
5/9/2018	357,014	PMTRX00011488	Purchases	107019959	Sumerel Tire Co., Inc., Bob			\$768.61	
5/18/2018	357,294	PMTRX00011496	Purchases	22956	Mark's Garage			\$135.03	

Totals:				Account:	650-5000-025	Beginning Balance:	\$0.00		
Account:	650-5000-025	Description:	Transportation Exp. - Pumping	Beginning Balance:	\$0.00	\$6,324.58	\$6,324.58	\$6,324.58	\$0.00
Trx Date	Jrnl No.	Orig. Audit Trail	Distribution Reference	Orig. Master Number	Orig. Master Name			Debit	Credit
1/31/2018	351,530	PMTRX00011364	Purchases	53015228	Wex Bank			\$1,480.41	
2/28/2018	352,778	PMTRX00011395	Purchases	53342622	Wex Bank			\$1,698.46	
3/31/2018	354,492	PMTRX00011426	Purchases	53723732	Wex Bank			\$1,410.52	
4/3/2018	354,736	PMTRX00011434	Purchases	MILEAGE 02-03 2018	Simpson, Lori			\$65.40	
4/30/2018	355,873	PMTRX00011461	Purchases	54116694	Wex Bank			\$1,260.35	
5/31/2018	357,012	PMTRX00011488	Purchases	MILEAGE 05/18	Simpson, Lori			\$164.59	
5/31/2018	357,345	PMTRX00011498	Purchases	54478439	Wex Bank			\$1,278.46	
6/26/2018	358,691	PMTRX00011529	Purchases	54886894	Wex Bank			\$1,497.79	

Totals:				Account:	650-5000-025	Net Change	Ending Balance		
Account:	650-5000-030	Description:	Trans. Exp. - Eng. Auto Gas & Oil	Beginning Balance:	\$0.00	\$8,855.98	\$8,855.98	\$8,855.98	\$0.00
Trx Date	Jrnl No.	Orig. Audit Trail	Distribution Reference	Orig. Master Number	Orig. Master Name			Debit	Credit
1/31/2018	351,530	PMTRX00011364	Purchases	53015228	Wex Bank			\$904.96	
2/28/2018	352,778	PMTRX00011395	Purchases	53342622	Wex Bank			\$932.12	
3/31/2018	354,492	PMTRX00011426	Purchases	53723732	Wex Bank			\$1,131.97	
4/30/2018	355,873	PMTRX00011461	Purchases	54116694	Wex Bank			\$1,157.37	



5/22/2018	356,671	PMTRX00011481	Purchases	CDL 05/18	Simon, Chad		\$52.00	
5/31/2018	357,345	PMTRX00011498	Purchases	54478439	Wex Bank		\$1,485.21	
6/26/2018	358,691	PMTRX00011529	Purchases	54886894	Wex Bank		\$1,353.72	

Account:	650-5002-030	Totals:	Account:	650-5001-030	Net Change	Ending Balance		
Trx Date	Jrnl No.	Description:	Trans Exp. - Eng. Vehicle Maint. Contr	Beginning Balance:	\$7,017.35	\$7,017.35	\$7,017.35	\$0.00

Trx Date	Jrnl No.	Orig. Audit Trail	Distribution Reference	Orig. Master Number	Orig. Master Name	Debit	Credit
1/22/2018	350,835	PMTRX00011348	Purchases	103039582	Sumerel Tire Co., Inc., Bob	\$194.86	
1/22/2018	351,145	PMTRX00011356	Purchases	103019193	Sumerel Tire Co., Inc., Bob	\$28.99	
1/24/2018	351,026	PMTRX00011354	Purchases	10675	Dons Garage Inc	\$541.33	
1/25/2018	351,027	PMTRX00011354	Purchases	10684	Dons Garage Inc	\$805.61	
1/30/2018	351,292	PMTRX00011360	Purchases	103019343	Sumerel Tire Co., Inc., Bob	\$47.27	
2/8/2018	351,863	PMTRX00011375	Purchases	1119255	Jacks Glass Inc	\$232.30	
4/20/2018	355,438	PMTRX00011453	Purchases	107019630	Sumerel Tire Co., Inc., Bob	\$28.00	
6/11/2018	357,632	PMTRX00011505	Purchases	12306	Dons Garage Inc	\$114.50	
6/21/2018	358,287	PMTRX00011518	Purchases	12469	Dons Garage Inc	\$56.55	
6/21/2018	358,886	PMTRX00011533	Purchases	12474	Dons Garage Inc	\$526.39	

System:	DETAILED TRIAL B 9/24/2018	Totals:	Account:	650-5002-030	Net Change	Ending Balance		
N Ky Water District		12:01:21 PM	Page:	338	\$2,575.80	\$2,575.80	\$2,575.80	\$0.00

Trx Date	Jrnl No.	Orig. Audit Trail	Distribution Reference	Orig. Master Number	Orig. Master Name	Debit	Credit
1/2/2018	350,183	PMTRX00011331	Purchases	107017612	Sumerel Tire Co., Inc., Bob	\$444.45	
3/1/2018	353,142	PMTRX00011402	Purchases	743-127744	KOI Enterprises, Inc	\$2.35	
3/1/2018	353,144	PMTRX00011402	Purchases	736-085391	KOI Enterprises, Inc	\$118.43	
3/1/2018	353,149	PMTRX00011402	Purchases	22575	Mark's Garage	\$51.12	
4/1/2018	354,811	PMTRX00011438	Purchases	22692	Mark's Garage	\$83.08	
4/1/2018	354,814	PMTRX00011438	Purchases	22620	Mark's Garage	\$412.63	
4/10/2018	354,726	PMTRX00011434	Purchases	128040	Bonded Lock Service LLC	\$5.99	
4/19/2018	355,821	PMTRX00011461	Purchases	22823	Mark's Garage	\$88.10	
4/20/2018	355,824	PMTRX00011461	Purchases	22833	Mark's Garage	\$31.95	
4/25/2018	355,863	PMTRX00011461	Purchases	107019704	Sumerel Tire Co., Inc., Bob	\$71.99	
4/26/2018	355,823	PMTRX00011461	Purchases	22857	Mark's Garage	\$620.20	
5/7/2018	357,013	PMTRX00011488	Purchases	107019927	Sumerel Tire Co., Inc., Bob	\$192.18	
5/7/2018	357,330	PMTRX00011497	Purchases	107019929	Sumerel Tire Co., Inc., Bob	\$196.39	
6/6/2018	357,740	PMTRX00011508	Purchases	107020486	Sumerel Tire Co., Inc., Bob	\$1,373.64	
6/13/2018	357,766	RECVG00002364	Purchases	RCT0000010450	Rodney Miles Body Shop	\$4,620.00	

Account:	650-6001-031	Totals:	Account:	650-6000-025	Net Change	Ending Balance		
Trx Date	Jrnl No.	Description:	Trans Exp. - Distr., Auto Gas & Oil	Beginning Balance:	\$8,312.50	\$8,312.50	\$8,312.50	\$0.00

Trx Date	Jrnl No.	Orig. Audit Trail	Distribution Reference	Orig. Master Number	Orig. Master Name	Debit	Credit
1/4/2018	350,172	PMTRX00011331	Purchases	2387882	Lykins Oil Company	\$1,385.00	
1/8/2018	350,452	PMTRX00011338	Purchases	2392541	Lykins Oil Company	\$1,213.38	
1/9/2018	350,015	PMVVR00001357	Purchases	CDL 12/17	Blevins, Ronald		\$50.00
1/11/2018	351,116	PMTRX00011355	Purchases	2248060-1	Lykins Oil Company	\$1,365.91	
1/16/2018	351,120	PMTRX00011355	Purchases	2400866	Lykins Oil Company	\$1,032.85	
1/19/2018	351,117	PMTRX00011355	Purchases	1809671-1	Lykins Oil Company	\$965.90	
1/24/2018	351,115	PMTRX00011355	Purchases	2410058	Lykins Oil Company	\$1,034.02	
1/26/2018	351,261	PMTRX00011360	Purchases	2414681	Lykins Oil Company	\$734.88	
1/31/2018	351,530	PMTRX00011364	Purchases	53015228	Wex Bank	\$7,401.66	
2/1/2018	351,874	PMTRX00011375	Purchases	2417414	Lykins Oil Company	\$1,232.43	
2/5/2018	351,587	PMTRX00011368	Purchases	CDL 02/18	Colvin Robert D	\$60.00	
2/5/2018	351,875	PMTRX00011375	Purchases	2422455	Lykins Oil Company	\$1,262.69	
2/8/2018	352,634	PMTRX00011391	Purchases	2427187	Lykins Oil Company	\$779.41	
2/13/2018	352,633	PMTRX00011391	Purchases	2431352	Lykins Oil Company	\$1,075.87	
2/20/2018	352,570	PMTRX00011390	Purchases	2438232	Lykins Oil Company	\$1,157.42	
2/26/2018	352,632	PMTRX00011391	Purchases	2443135RB	Lykins Oil Company	\$897.35	
2/28/2018	352,778	PMTRX00011395	Purchases	53342622	Wex Bank	\$3,641.23	

3/1/2018	353,147	PMTRX00011402	Purchases	2446386	Lykins Oil Company	\$937.06		
3/7/2018	353,146	PMTRX00011402	Purchases	2451049	Lykins Oil Company	\$1,215.35		
3/9/2018	353,351	PMTRX00011407	Purchases	2414654	Lykins Oil Company	\$624.96		
3/14/2018	353,704	PMTRX00011416	Purchases	2458155	Lykins Oil Company	\$890.31		
3/19/2018	353,767	PMTRX00011417	Purchases	2461630	Lykins Oil Company	\$943.92		
3/23/2018	354,079	PMTRX00011421	Purchases	2466913	Lykins Oil Company	\$864.61		
3/28/2018	354,512	PMTRX00011427	Purchases	2470106	Lykins Oil Company	\$876.37		
3/30/2018	354,454	PMTRX00011426	Purchases	PETTY CASH 03/18	Colleen Medert-Petty Cash	\$16.75		
3/31/2018	354,492	PMTRX00011426	Purchases	53723732	Wex Bank	\$4,466.02		
4/5/2018	354,810	PMTRX00011438	Purchases	2476380	Lykins Oil Company	\$1,008.77		
4/10/2018	355,111	PMTRX00011445	Purchases	2480138	Lykins Oil Company	\$781.20		
4/10/2018	355,112	PMTRX00011445	Purchases	2483055	Lykins Oil Company	\$972.94		
4/19/2018	355,423	PMTRX00011453	Purchases	2487512	Lykins Oil Company	\$832.44		
4/23/2018	355,426	PMTRX00011453	Purchases	MILEAGE 04/18	McGrath William D	\$11.55		
4/25/2018	355,473	PMTRX00011454	Purchases	2491569	Lykins Oil Company	\$1,067.69		
4/30/2018	355,873	PMTRX00011461	Purchases	54116694	Wex Bank	\$4,579.23		
5/3/2018	356,063	PMTRX00011467	Purchases	2497859	Lykins Oil Company	\$1,290.09		
5/9/2018	356,124	PMTRX00011468	Purchases	2501932	Lykins Oil Company	\$926.55		
5/15/2018	356,257	GLTRX00046215					\$18,033.93	
5/15/2018	356,650	PMTRX00011481	Purchases	2505838	Lykins Oil Company	\$1,138.45		
5/16/2018	356,452	PMTRX00011476	Purchases	CDL REIMBURSE 0518	Flynn, Michael	\$52.00		
5/21/2018	356,649	PMTRX00011481	Purchases	2509659	Lykins Oil Company	\$1,256.57		
5/25/2018	356,697	PMTRX00011482	Purchases	CDL 05/18	Clark, Jacob	\$26.00		
5/25/2018	357,289	PMTRX00011495	Purchases	2513798	Lykins Oil Company	\$1,131.76		
5/31/2018	357,345	PMTRX00011498	Purchases	54478439	Wex Bank	\$5,179.84		
6/1/2018	357,718	PMTRX00011507	Purchases	2518070	Lykins Oil Company	\$883.39		
6/7/2018	357,717	PMTRX00011507	Purchases	2522180	Lykins Oil Company	\$856.34		
6/12/2018	358,004	PMTRX00011515	Purchases	2525594	Lykins Oil Company	\$1,096.16		
6/14/2018	357,754	PMTRX00011508	Purchases	CDL 06/18	Augur, Michael	\$26.00		
6/18/2018	358,086	PMTRX00011516	Purchases	2529716	Lykins Oil Company	\$975.96		
6/21/2018	358,383	PMTRX00011522	Purchases	2532200	Lykins Oil Company	\$1,245.17		
6/21/2018	358,503	PMTRX00011526	Purchases	CDL 06/18	Schlueter, Danny	\$89.00		
System:	DETAILED TRIAL B 9/24/2018	12:01:21 PM	Page:	339	User Date:	9/24/2018	User ID:	skampsen

N Ky Water District

6/26/2018	358,691	PMTRX00011529	Purchases	54886894	Wex Bank	\$6,131.21		
6/27/2018	358,496	PMTRX00011526	Purchases	2533965	Lykins Oil Company	\$942.49		
6/28/2018	358,402	PMTRX00011524	Purchases	MILEAGE 06/18	McGrath William D	\$13.63		
Totals:				Account:	650-6001-031	Ending Balance		
Trans Exp. - Distr., Vehicle Maint. Contr				Beginning Balance:	\$50,505.85	\$50,505.85	\$68,589.78	\$18,083.93
					\$0.00			

Account:	650-6002-031	Description:	Trans Exp. - Distr., Vehicle Maint. Contr	Beginning Balance:	Orig. Master Name	Debit	Credit
Trx Date	Jrnl No.	Orig. Audit Trail	Distribution Reference	Orig. Master Number			
1/2/2018	350,569	PMTRX00011343	Purchases	87783	Kens Crescent Springs Service	\$100.00	
1/10/2018	350,387	RECVG00002316	Purchases	RCT00000010167	Kaffenbarger Truck Eqpt. Co.	\$1,321.54	
1/11/2018	350,345	PMTRX00011335	Purchases	X05924	Bobcat Enterprises, Inc.	\$3,001.37	
1/15/2018	350,817	PMTRX00011348	Purchases	62964	Kens Crescent Springs Service	\$285.40	
1/15/2018	350,818	PMTRX00011348	Purchases	62963	Kens Crescent Springs Service	\$460.49	
1/17/2018	350,858	PMTRX00011350	Purchases	10612	Dons Garage Inc	\$173.75	
1/23/2018	350,789	PMTRX00011347	Purchases	10659	Dons Garage Inc	\$964.47	
1/25/2018	351,193	PMTRX00011359	Purchases	49721	Bray Truck & Parts	\$339.65	
2/1/2018	351,629	PMTRX00011369	Purchases	87902	Kens Crescent Springs Service	\$153.00	
2/1/2018	351,630	PMTRX00011369	Purchases	87905	Kens Crescent Springs Service	\$225.00	
2/1/2018	351,830	PMTRX00011374	Purchases	10514	Dons Garage Inc	\$324.33	
2/1/2018	351,831	PMTRX00011374	Purchases	10593	Dons Garage Inc	\$3,059.96	
2/1/2018	351,843	PMTRX00011374	Purchases	18693	Flaig Welding Co Inc	\$165.00	
2/8/2018	351,924	PMTRX00011377	Purchases	49798	Bray Truck & Parts	\$2,915.85	
2/15/2018	352,284	PMTRX00011384	Purchases	10893	Dons Garage Inc	\$118.50	
2/15/2018	352,287	PMTRX00011384	Purchases	10889	Dons Garage Inc	\$104.50	
2/21/2018	352,540	PMTRX00011390	Purchases	10963	Dons Garage Inc	\$121.00	
2/21/2018	352,541	PMTRX00011390	Purchases	10962	Dons Garage Inc	\$938.19	

2/23/2018	352,539	PMTRX00011390	Purchases	10993	Dons Garage Inc	\$45.75		
2/23/2018	352,721	PMTRX00011394	Purchases	10992	Dons Garage Inc	\$85.00		
2/26/2018	352,722	PMTRX00011394	Purchases	11026	Dons Garage Inc	\$1,332.50		
3/1/2018	353,118	PMTRX00011402	Purchases	49433	Bray Truck & Parts	\$1,966.81		
3/1/2018	353,119	PMTRX00011402	Purchases	49435	Bray Truck & Parts	\$711.45		
3/1/2018	353,300	PMTRX00011406	Purchases	26431	Brighton Truck Service	\$475.29		
3/1/2018	354,354	PMTRX00011424	Purchases	11085	Dons Garage Inc	\$103.50		
3/6/2018	354,353	PMTRX00011424	Purchases	11137	Dons Garage Inc	\$536.03		
3/7/2018	353,453	PMTRX00011410	Purchases	49955	Bray Truck & Parts	\$847.81		
3/8/2018	353,302	PMTRX00011406	Purchases	49965	Bray Truck & Parts	\$791.99		
3/8/2018	353,316	PMTRX00011406	Purchases	2364	Climaxx Motorsports	\$629.49		
3/9/2018	353,319	PMTRX00011406	Purchases	11191	Dons Garage Inc	\$760.72		
3/12/2018	353,620	PMTRX00011412	Purchases	11197	Dons Garage Inc	\$509.71		
3/17/2018	353,742	PMTRX00011417	Purchases	2391	Climaxx Motorsports	\$96.10		
3/17/2018	353,743	PMTRX00011417	Purchases	2390	Climaxx Motorsports	\$1,384.37		
3/19/2018	354,067	PMTRX00011421	Purchases	50018	Bray Truck & Parts	\$1,095.52		
4/5/2018	354,663	PMTRX00011432	Purchases	50114	Bray Truck & Parts	\$181.46		
4/8/2018	355,099	PMTRX00011445	Purchases	88340	Kens Crescent Springs Service	\$550.00		
4/12/2018	355,015	PMTRX00011441	Purchases	11534	Dons Garage Inc	\$2,779.18		
4/13/2018	354,994	PMTRX00011441	Purchases	8032540	BestOne, Tire & Service of Mid America, Inc.	\$2,154.68		
4/13/2018	355,014	PMTRX00011441	Purchases	11583	Dons Garage Inc	\$182.51		
4/19/2018	355,385	PMTRX00011452	Purchases	11643	Dons Garage Inc	\$212.63		
4/28/2018	355,738	PMTRX00011460	Purchases	8032772	BestOne, Tire & Service of Mid America, Inc.	\$1,485.62		
5/1/2018	356,084	PMTRX00011467	Purchases	46692	Silver Grove Motors, Inc.	\$150.00		
5/2/2018	356,111	PMTRX00011468	Purchases	50261	Bray Truck & Parts	\$2,042.64		
5/3/2018	356,162	PMTRX00011468	Purchases	88444	Kens Crescent Springs Service	\$375.00		
5/8/2018	356,268	PMTRX00011470	Purchases	50296	Bray Truck & Parts	\$453.30		
5/11/2018	356,269	PMTRX00011470	Purchases	27220	Brighton Truck Service	\$1,223.82		
5/14/2018	356,599	PMTRX00011480	Purchases	11949	Dons Garage Inc	\$1,956.41		
5/18/2018	356,842	PMTRX00011486	Purchases	12032	Dons Garage Inc	\$1,068.21		
5/21/2018	357,205	PMTRX00011492	Purchases	50355	Bray Truck & Parts	\$1,053.64		
5/23/2018	357,236	PMTRX00011493	Purchases	12084	Dons Garage Inc	\$93.50		
5/24/2018	356,866	PMTRX00011486	Purchases	107020281	Sumerel Tire Co., Inc., Bob	\$69.99		
5/26/2018	356,825	PMTRX00011486	Purchases	8033789	BestOne, Tire & Service of Mid America, Inc.	\$1,372.20		
5/30/2018	357,235	PMTRX00011493	Purchases	12164	Dons Garage Inc	\$280.67		
5/31/2018	357,233	PMTRX00011493	Purchases	12178	Dons Garage Inc	\$48.25		
5/31/2018	357,234	PMTRX00011493	Purchases	12173	Dons Garage Inc	\$46.50		
6/1/2018	357,634	PMTRX00011505	Purchases	12191	Dons Garage Inc	\$1,198.10		
6/1/2018	357,635	PMTRX00011505	Purchases	12189	Dons Garage Inc	\$1,272.17		
6/1/2018	357,697	PMTRX00011506	Purchases	88655	Kens Crescent Springs Service	\$87.00		
6/5/2018	357,636	PMTRX00011505	Purchases	12233	Dons Garage Inc	\$57.04		
6/11/2018	357,921	PMTRX00011513	Purchases	46206	Airport Towing	\$193.00		
6/13/2018	357,633	PMTRX00011505	Purchases	12337	Dons Garage Inc	\$305.82		
6/13/2018	358,043	PMTRX00011516	Purchases	3078	Pro Transmission	\$237.40		
6/19/2018	358,277	PMTRX00011518	Purchases	50500	Bray Truck & Parts	\$140.00		
6/29/2018	358,652	PMTRX00011529	Purchases	27770	Brighton Truck Service	\$2,628.16		
System:	DETAILED TRIAL B 9/24/2018	12:01:21 PM	Page:	340	User Date:	9/24/2018	User ID:	skampsen

N Ky Water District

Account:	650-6003-031	Orig. Audit Trail	Totals:	Account:	650-6002-031	Beginning Balance:	Net Change	Ending Balance	\$0.00	
Trx Date	Jrnl No.	Orig. Audit Trail	Description:	Trans Exp. - Distr., Vehicle Maint. Suppl	650-6002-031	Beginning Balance:	\$0.00	\$50,042.94	\$50,042.94	\$0.00
			Distribution Reference			Orig. Master Number	Orig. Master Name		Debit	Credit
1/2/2018	350,142	PMTRX00011331	Purchases		241845		Crescent Springs Hardware		\$296.15	
1/2/2018	350,164	PMTRX00011331	Purchases		767-017380		KOI Enterprises, Inc		\$227.36	
1/3/2018	350,163	PMTRX00011331	Purchases		733-509635		KOI Enterprises, Inc		\$86.03	
1/8/2018	350,373	PMTRX00011335	Purchases		733-510519		KOI Enterprises, Inc		\$413.24	
1/22/2018	351,102	PMTRX00011355	Purchases		733-512683		KOI Enterprises, Inc		\$226.51	
1/30/2018	351,101	PMTRX00011355	Purchases		767-017870		KOI Enterprises, Inc		\$125.54	
1/31/2018	351,274	PMTRX00011360	Purchases		PETTY CASH 01/18		Colleen Medert-Petty Cash		\$40.00	

2/1/2018	351,592	PMTRX00011368	Purchases	242416	Crescent Springs Hardware	\$38.97
2/1/2018	351,664	PMTRX00011370	Purchases	369434	Wylar, Jeff	\$273.58
2/12/2018	351,868	PMTRX00011375	Purchases	733-515968	KOI Enterprises, Inc	\$139.01
2/13/2018	351,867	PMTRX00011375	Purchases	767-018053	KOI Enterprises, Inc	\$227.14
2/14/2018	352,285	PMTRX00011384	Purchases	10877	Dons Garage Inc	\$171.68
2/14/2018	352,286	PMTRX00011384	Purchases	10876	Dons Garage Inc	\$54.50
2/22/2018	352,562	PMTRX00011390	Purchases	1119316	Jacks Glass Inc	\$79.90
2/22/2018	352,575	PMTRX00011390	Purchases	1802-331866	O'Reilly Auto Parts	\$16.35
2/23/2018	352,585	PMTRX00011390	Purchases	KK287392	Truck and Trailer Supply	\$18.96
2/26/2018	352,561	PMTRX00011390	Purchases	1119336	Jacks Glass Inc	\$130.53
2/26/2018	352,627	PMTRX00011391	Purchases	733-518280	KOI Enterprises, Inc	\$357.28
2/27/2018	352,628	PMTRX00011391	Purchases	767-018237	KOI Enterprises, Inc	\$105.60
3/1/2018	353,065	PMTRX00011399	Purchases	243090	Crescent Springs Hardware	\$3.99
3/1/2018	353,080	PMTRX00011399	Purchases	1802-332935	O'Reilly Auto Parts	\$19.09
3/1/2018	353,198	PMTRX00011403	Purchases	740-185647	KOI Enterprises, Inc	\$9.95
3/8/2018	353,301	PMTRX00011406	Purchases	49963	Bray Truck & Parts	\$406.72
3/13/2018	353,343	PMTRX00011407	Purchases	767-018445	KOI Enterprises, Inc	\$186.00
3/19/2018	353,675	PMTRX00011415	Purchases	733-522038	KOI Enterprises, Inc	\$336.66
3/27/2018	354,077	PMTRX00011421	Purchases	767-018602	KOI Enterprises, Inc	\$113.57
3/28/2018	354,159	PMTRX00011422	Purchases	243964	Crescent Springs Hardware	\$21.98
3/29/2018	354,427	PMTRX00011425	Purchases	63662	K E Rose Company	\$830.00
4/1/2018	355,011	PMTRX00011441	Purchases	243992	Crescent Springs Hardware	\$79.90
4/1/2018	355,100	PMTRX00011445	Purchases	740-186469	KOI Enterprises, Inc	\$18.93
4/1/2018	355,101	PMTRX00011445	Purchases	740-189790	KOI Enterprises, Inc	\$22.98
4/1/2018	355,102	PMTRX00011445	Purchases	733-107046	KOI Enterprises, Inc	\$52.64
4/9/2018	355,103	PMTRX00011445	Purchases	733-525346	KOI Enterprises, Inc	\$185.76
4/13/2018	355,142	PMTRX00011448	Purchases	KK290598	Truck and Trailer Supply	\$13.76
4/24/2018	355,414	PMTRX00011453	Purchases	767-019016	KOI Enterprises, Inc	\$340.84
5/7/2018	356,122	PMTRX00011468	Purchases	733-530298	KOI Enterprises, Inc	\$73.74
5/22/2018	356,646	PMTRX00011481	Purchases	767-019443	KOI Enterprises, Inc	\$256.08
6/1/2018	357,700	PMTRX00011506	Purchases	733-111104	KOI Enterprises, Inc	\$62.45
6/11/2018	357,699	PMTRX00011506	Purchases	733-536627	KOI Enterprises, Inc	\$369.51
6/29/2018	358,453	PMTRX00011526	Purchases	246694	Crescent Springs Hardware	\$33.95

Account:	650-6004-031	Totals:	Account:	650-6003-031	Net Change	Ending Balance		
Trx Date	Jrnl No.	Orig. Audit Trail	Description:	Trans Exp. - Distr., Gas & Oil Ttr/Compr:	Beginning Balance:	\$6,466.83	\$6,466.83	\$0.00
			Distribution Reference	Orig. Master Number		\$0.00		
1/4/2018	350,173	PMTRX00011331	Purchases	2387883	Lykins Oil Company	\$496.14		
1/8/2018	350,453	PMTRX00011338	Purchases	2392544	Lykins Oil Company	\$736.39		
1/16/2018	351,119	PMTRX00011355	Purchases	2400868	Lykins Oil Company	\$348.52		
1/17/2018	351,114	PMTRX00011355	Purchases	2402586	Lykins Oil Company	\$4,958.48		
1/19/2018	351,118	PMTRX00011355	Purchases	1809668-1	Lykins Oil Company	\$299.29		
2/1/2018	351,873	PMTRX00011375	Purchases	2417416	Lykins Oil Company	\$651.15		
2/8/2018	352,635	PMTRX00011391	Purchases	2427189	Lykins Oil Company	\$825.15		
2/28/2018	352,997	PMTRX00011398	Purchases	2445262	Lykins Oil Company	\$5,166.13		
2/28/2018	352,998	PMTRX00011398	Purchases	2445263	Lykins Oil Company	\$4,237.37		
3/7/2018	353,145	PMTRX00011402	Purchases	2451051	Lykins Oil Company	\$990.74		
3/19/2018	353,768	PMTRX00011417	Purchases	2461632	Lykins Oil Company	\$451.12		
3/28/2018	354,513	PMTRX00011427	Purchases	2470107	Lykins Oil Company	\$351.74		
4/5/2018	354,809	PMTRX00011438	Purchases	2476383	Lykins Oil Company	\$269.21		
4/19/2018	355,424	PMTRX00011453	Purchases	2487517	Lykins Oil Company	\$66.98		
4/25/2018	355,474	PMTRX00011454	Purchases	2491570	Lykins Oil Company	\$564.77		
5/9/2018	356,125	PMTRX00011468	Purchases	2501933	Lykins Oil Company	\$565.01		
5/24/2018	357,288	PMTRX00011495	Purchases	2512767	Lykins Oil Company	\$6,116.01		
5/25/2018	357,290	PMTRX00011495	Purchases	2513800	Lykins Oil Company	\$556.01		
6/22/2018	358,384	PMTRX00011522	Purchases	2533964	Lykins Oil Company	\$1,004.91		
System:	DETAILED TRIAL B 9/24/2018	12:01:21 PM	Page:	341	User Date:	9/24/2018	User ID:	skampsen
N Ky Water District					Net Change	Ending Balance		

Account: 650-6005-031			Totals:	Account:	650-6004-031	\$28,655.12	\$28,655.12	\$28,655.12	\$0.00
Trx Date	Jrnl No.	Orig. Audit Trail	Description:	Trans Exp. - Distr., Tractor/Compressor	Beginning Balance:	Orig. Master Number	Orig. Master Name	Debit	Credit
1/23/2018	351,182	PMTRX00011359	Purchases		145790		A & A Safety, Inc	\$1,108.49	
1/29/2018	351,013	PMTRX00011354	Purchases		8030455		BestOne, Tire & Service of Mid America, Inc.	\$540.28	
1/29/2018	351,014	PMTRX00011354	Purchases		8030135		BestOne, Tire & Service of Mid America, Inc.	\$541.50	
1/29/2018	351,216	PMTRX00011359	Purchases		1		Halcomb, Damian	\$1,250.00	
1/31/2018	351,525	PMTRX00011364	Purchases		S2644719.001		Pirtek Reading Road	\$740.64	
2/1/2018	351,895	PMTRX00011375	Purchases		S14688		Southeastern Equipment Co Inc	\$790.08	
2/1/2018	351,896	PMTRX00011375	Purchases		S13629		Southeastern Equipment Co Inc	\$460.31	
2/7/2018	351,814	PMTRX00011374	Purchases		146054		A & A Safety, Inc	\$150.00	
3/1/2018	352,737	PMTRX00011394	Purchases		Z08542		Jack Doheny Companies, Inc.	\$2,440.55	
3/9/2018	353,168	PMTRX00011403	Purchases		8031580		BestOne, Tire & Service of Mid America, Inc.	\$238.89	
3/29/2018	354,328	PMTRX00011424	Purchases		26756		Brighton Truck Service	\$534.28	
3/29/2018	354,455	PMTRX00011426	Purchases		S2678966.001		Pirtek Reading Road	\$1,111.35	
3/30/2018	354,327	PMTRX00011424	Purchases		8032162		BestOne, Tire & Service of Mid America, Inc.	\$686.06	
4/1/2018	355,653	PMTRX00011458	Purchases		635		S R Layne Repair LLC	\$950.00	
4/16/2018	354,995	PMTRX00011441	Purchases		8032673		BestOne, Tire & Service of Mid America, Inc.	\$311.78	
4/16/2018	354,996	PMTRX00011441	Purchases		8032510		BestOne, Tire & Service of Mid America, Inc.	\$257.89	
4/16/2018	354,997	PMTRX00011441	Purchases		8032672		BestOne, Tire & Service of Mid America, Inc.	\$163.39	
4/24/2018	355,349	PMTRX00011452	Purchases		8032771		BestOne, Tire & Service of Mid America, Inc.	\$672.81	
5/7/2018	356,005	PMTRX00011465	Purchases		8032923		BestOne, Tire & Service of Mid America, Inc.	\$389.44	
5/21/2018	356,844	PMTRX00011486	Purchases		12049		Dons Garage Inc	\$976.40	
5/22/2018	356,843	PMTRX00011486	Purchases		12064		Dons Garage Inc	\$805.74	
5/31/2018	357,313	PMTRX00011497	Purchases		S2719182.001		Pirtek Reading Road	\$442.44	
6/4/2018	357,612	PMTRX00011504	Purchases		50424		Bray Truck & Parts	\$239.72	
6/20/2018	358,060	PMTRX00011516	Purchases		S23568		Southeastern Equipment Co Inc	\$1,599.65	
			Totals:	Account:	650-6005-031	\$17,401.69	Ending Balance	\$17,401.69	\$0.00
			Description:	Trans Exp. - Distr., Ttr/Compsrso Maint.	Beginning Balance:	\$0.00			

Account: 650-6006-031			Totals:	Account:	650-6005-031	\$17,401.69	\$17,401.69	\$17,401.69	\$0.00
Trx Date	Jrnl No.	Orig. Audit Trail	Description:	Trans Exp. - Distr., Ttr/Compsrso Maint.	Beginning Balance:	Orig. Master Number	Orig. Master Name	Debit	Credit
1/18/2018	350,769	PMTRX00011347	Purchases		297160-2		Arts Rental Equipment & Supply	\$176.25	
1/22/2018	350,831	PMTRX00011348	Purchases		S2638028.001		Pirtek Reading Road	\$1,093.44	
2/8/2018	351,880	PMTRX00011375	Purchases		1802-330008		O'Reilly Auto Parts	\$13.68	
3/20/2018	353,720	PMTRX00011416	Purchases		B54773		Southeastern Equipment Co Inc	\$273.70	
3/21/2018	353,744	PMTRX00011417	Purchases		243758		Crescent Springs Hardware	\$43.18	
3/23/2018	354,036	PMTRX00011420	Purchases		A314676		Southern States	\$199.99	
3/28/2018	354,160	PMTRX00011422	Purchases		243933		Crescent Springs Hardware	\$50.66	
3/28/2018	354,169	PMTRX00011422	Purchases		918928		Murphy Tractor & Equipment Co.	\$151.33	
4/1/2018	354,720	PMTRX00011433	Purchases		INV147164		Wachs Company, E. H.	\$395.40	
4/23/2018	355,434	PMTRX00011453	Purchases		B60790		Southeastern Equipment Co Inc	\$269.10	
4/23/2018	355,435	PMTRX00011453	Purchases		B56178		Southeastern Equipment Co Inc	\$1,095.60	
6/6/2018	357,743	PMTRX00011508	Purchases		KK293972		Truck and Trailer Supply	\$21.00	
6/11/2018	357,611	PMTRX00011504	Purchases		P32033		Bobcat Enterprises, Inc.	\$145.21	
6/19/2018	358,061	PMTRX00011516	Purchases		B71838		Southeastern Equipment Co Inc	\$612.36	
6/22/2018	358,511	PMTRX00011526	Purchases		KK295073		Truck and Trailer Supply	\$97.35	
			Totals:	Account:	650-6006-031	\$4,638.25	Ending Balance	\$4,638.25	\$0.00
			Description:	Auto Gas & Oil Field Serv. Newport	Beginning Balance:	\$0.00			

Account: 650-7001-051			Totals:	Account:	650-7001-051	\$25,632.19	\$25,632.19	\$25,632.19	\$0.00
Trx Date	Jrnl No.	Orig. Audit Trail	Description:	Auto Gas & Oil Field Serv. Newport	Beginning Balance:	Orig. Master Number	Orig. Master Name	Debit	Credit
1/31/2018	351,530	PMTRX00011364	Purchases		53015228		Wex Bank	\$5,147.75	
2/28/2018	352,778	PMTRX00011395	Purchases		53342622		Wex Bank	\$3,613.90	
3/21/2018	354,041	PMTRX00011420	Purchases		107019058		Sumerel Tire Co., Inc., Bob	\$119.96	
3/31/2018	354,492	PMTRX00011426	Purchases		53723732		Wex Bank	\$4,133.53	
4/30/2018	355,873	PMTRX00011461	Purchases		54116694		Wex Bank	\$3,889.72	
5/31/2018	357,345	PMTRX00011498	Purchases		54478439		Wex Bank	\$4,243.00	
6/26/2018	358,691	PMTRX00011529	Purchases		54886894		Wex Bank	\$4,484.33	
			Totals:	Account:	650-7001-051	\$25,632.19	Ending Balance	\$25,632.19	\$0.00
			Description:	Auto Gas & Oil Field Serv. Newport	Beginning Balance:	\$0.00			

Account:	650-7001-056		Description:	Auto Gas & Oil - Meter Shop	Beginning Balance:	\$0.00		
Trx Date	Jrnl No.	Orig. Audit Trail	Distribution Reference		Orig. Master Number	Orig. Master Name	Debit	Credit
1/31/2018	351,530	PMTRX00011364	Purchases		53015228	Wex Bank	\$1,805.12	
2/28/2018	352,778	PMTRX00011395	Purchases		53342622	Wex Bank	\$1,233.83	
System:	DETAILED TRIAL B	9/24/2018	12:01:21 PM	Page:	342	User Date:	9/24/2018	User ID: skampsen
N Ky Water District								
3/31/2018	354,492	PMTRX00011426	Purchases		53723732	Wex Bank	\$1,443.14	
4/30/2018	355,873	PMTRX00011461	Purchases		54116694	Wex Bank	\$1,935.69	
5/31/2018	357,345	PMTRX00011498	Purchases		54478439	Wex Bank	\$2,282.32	
6/26/2018	358,691	PMTRX00011529	Purchases		54886894	Wex Bank	\$2,176.62	

Account:	650-7002-051		Description:	Account:	650-7001-056			
Trx Date	Jrnl No.	Orig. Audit Trail	Distribution Reference	Trans Exp - Contract Maint. Field Service	Beginning Balance:	\$10,876.72	Ending Balance	\$10,876.72
Trx Date	Jrnl No.	Orig. Audit Trail	Distribution Reference		Orig. Master Number	Orig. Master Name	Debit	Credit
1/3/2018	350,184	PMTRX00011331	Purchases		107017625	Sumerel Tire Co., Inc., Bob	\$244.45	
1/4/2018	350,182	PMTRX00011331	Purchases		107017669	Sumerel Tire Co., Inc., Bob	\$1,006.98	
1/4/2018	350,234	PMTRX00011332	Purchases		20212	Jude's Custom Exhaust Auto Repair & Towing	\$150.00	
1/15/2018	350,836	PMTRX00011348	Purchases		107017867	Sumerel Tire Co., Inc., Bob	\$510.90	
1/15/2018	350,837	PMTRX00011348	Purchases		107017862	Sumerel Tire Co., Inc., Bob	\$28.99	
1/19/2018	350,896	PMTRX00011350	Purchases		107017943	Sumerel Tire Co., Inc., Bob	\$147.11	
1/24/2018	351,144	PMTRX00011356	Purchases		107018035	Sumerel Tire Co., Inc., Bob	\$1,495.96	
2/1/2018	351,656	PMTRX00011370	Purchases		111017709	Sumerel Tire Co., Inc., Bob	\$19.81	
2/1/2018	351,865	PMTRX00011375	Purchases		87900	Kens Crescent Springs Service	\$175.00	
2/1/2018	351,900	PMTRX00011375	Purchases		107018028	Sumerel Tire Co., Inc., Bob	\$147.99	
2/9/2018	351,784	PMTRX00011373	Purchases		44559	Bud's J & M Service	\$562.07	
2/13/2018	352,407	PMTRX00011387	Purchases		107018334	Sumerel Tire Co., Inc., Bob	\$892.96	
2/21/2018	352,379	PMTRX00011387	Purchases		44627	Bud's J & M Service	\$851.11	
2/23/2018	352,776	PMTRX00011395	Purchases		107018528	Sumerel Tire Co., Inc., Bob	\$98.97	
3/1/2018	353,086	PMTRX00011399	Purchases		107018681	Sumerel Tire Co., Inc., Bob	\$1,516.70	
3/2/2018	353,155	PMTRX00011402	Purchases		107018693	Sumerel Tire Co., Inc., Bob	\$28.99	
3/14/2018	353,724	PMTRX00011416	Purchases		107018943	Sumerel Tire Co., Inc., Bob	\$136.99	
3/14/2018	353,725	PMTRX00011416	Purchases		107018942	Sumerel Tire Co., Inc., Bob	\$136.99	
3/16/2018	353,726	PMTRX00011416	Purchases		107018993	Sumerel Tire Co., Inc., Bob	\$122.92	
3/26/2018	354,480	PMTRX00011426	Purchases		107019154	Sumerel Tire Co., Inc., Bob	\$390.43	
3/28/2018	354,478	PMTRX00011426	Purchases		107019194	Sumerel Tire Co., Inc., Bob	\$582.16	
3/28/2018	354,479	PMTRX00011426	Purchases		107019199	Sumerel Tire Co., Inc., Bob	\$77.98	
3/30/2018	354,475	PMTRX00011426	Purchases		107019240	Sumerel Tire Co., Inc., Bob	\$602.78	
3/30/2018	354,476	PMTRX00011426	Purchases		107019241	Sumerel Tire Co., Inc., Bob	\$189.25	
3/30/2018	354,477	PMTRX00011426	Purchases		107019239	Sumerel Tire Co., Inc., Bob	\$34.97	
4/1/2018	355,140	PMTRX00011448	Purchases		125019059	Sumerel Tire Co., Inc., Bob	\$203.49	
4/20/2018	355,437	PMTRX00011453	Purchases		107019624	Sumerel Tire Co., Inc., Bob	\$71.03	
4/24/2018	355,436	PMTRX00011453	Purchases		107019688	Sumerel Tire Co., Inc., Bob	\$71.99	
4/25/2018	355,862	PMTRX00011461	Purchases		107019708	Sumerel Tire Co., Inc., Bob	\$28.99	
4/27/2018	355,861	PMTRX00011461	Purchases		107019747	Sumerel Tire Co., Inc., Bob	\$74.10	
5/10/2018	356,128	PMTRX00011468	Purchases		107019985	Sumerel Tire Co., Inc., Bob	\$661.12	
5/11/2018	356,356	PMTRX00011473	Purchases		107020011	Sumerel Tire Co., Inc., Bob	\$282.89	
5/11/2018	356,357	PMTRX00011473	Purchases		107020001	Sumerel Tire Co., Inc., Bob	\$69.99	
5/14/2018	356,355	PMTRX00011473	Purchases		107020067	Sumerel Tire Co., Inc., Bob	\$713.50	
5/15/2018	356,354	PMTRX00011473	Purchases		107020090	Sumerel Tire Co., Inc., Bob	\$75.32	
5/15/2018	356,385	PMTRX00011475	Purchases		45117	Bud's J & M Service	\$1,211.32	
5/16/2018	356,353	PMTRX00011473	Purchases		107020104	Sumerel Tire Co., Inc., Bob	\$145.98	
5/16/2018	357,016	PMTRX00011488	Purchases		107020111	Sumerel Tire Co., Inc., Bob	\$216.97	
6/18/2018	358,505	PMTRX00011526	Purchases		107020717	Sumerel Tire Co., Inc., Bob	\$731.28	
6/22/2018	358,504	PMTRX00011526	Purchases		107020808	Sumerel Tire Co., Inc., Bob	\$41.99	
6/30/2018	358,896	PMTRX00011533	Purchases		107020948	Sumerel Tire Co., Inc., Bob	\$168.97	
Totals:				Account:	650-7002-051	Net Change	Ending Balance	
Account:	650-7003-051		Description:	Trans Exp - Field Service, Supplies	Beginning Balance:	\$14,921.39	\$14,921.39	\$14,921.39
Trx Date	Jrnl No.	Orig. Audit Trail	Distribution Reference		Orig. Master Number	Orig. Master Name	Debit	Credit

Account:	650-7003-051		Description:	Account:	650-7002-051			
Trx Date	Jrnl No.	Orig. Audit Trail	Distribution Reference	Trans Exp - Field Service, Supplies	Beginning Balance:	\$0.00		
Trx Date	Jrnl No.	Orig. Audit Trail	Distribution Reference		Orig. Master Number	Orig. Master Name	Debit	Credit

1/3/2018	350,190	PMTRX00011331	Purchases	369103	Wylar, Jeff	\$3.58		
1/4/2018	350,189	PMTRX00011331	Purchases	369104	Wylar, Jeff	\$14.32		
3/12/2018	353,709	PMTRX00011416	Purchases	5175-122754	O'Reilly Auto Parts	\$20.48		
4/24/2018	355,429	PMTRX00011453	Purchases	4352-276031	O'Reilly Auto Parts	\$49.99		
5/22/2018	357,347	PMTRX00011498	Purchases	371294	Wylar, Jeff	\$54.51		
5/25/2018	357,308	PMTRX00011496	Purchases	4352-278764	O'Reilly Auto Parts	\$49.99		
			Totals:	Account: 650-7003-051	Net Change	Ending Balance		
Account:	650-8000-074		Description:	Transportation Exp - Bookkeeping/Acco	\$192.87	\$192.87	\$192.87	\$0.00
Trx Date	Jrnl No.	Orig. Audit Trail	Distribution Reference	Beginning Balance:	\$0.00			
6/7/2018	357,298	PMTRX00011496	Purchases	Orig. Master Number	Orig. Master Name	Debit		Credit
				MILEAGE 05/18	Mattingly, Alex	\$186.39		
			Totals:	Account: 650-8000-074	Net Change	Ending Balance		
System:	DETAILED TRIAL B 9/24/2018		12:01:21 PM	Page: 343	User Date:	9/24/2018	User ID:	skampsen
N Ky Water District								
Account:	650-8000-078		Description:	Transportation Expenses	Beginning Balance:	\$0.00		
Trx Date	Jrnl No.	Orig. Audit Trail	Distribution Reference	Orig. Master Number	Orig. Master Name	Debit		Credit
1/31/2018	351,530	PMTRX00011364	Purchases	53015228	Wex Bank	\$237.71		
2/28/2018	352,778	PMTRX00011395	Purchases	53342622	Wex Bank	\$112.27		
3/31/2018	354,492	PMTRX00011426	Purchases	53723732	Wex Bank	\$163.19		
4/30/2018	355,873	PMTRX00011461	Purchases	54116694	Wex Bank	\$159.78		
5/31/2018	357,345	PMTRX00011498	Purchases	54478439	Wex Bank	\$286.48		
6/13/2018	357,958	PMTRX00011513	Purchases	12334	Dons Garage Inc	\$203.14		
6/26/2018	358,691	PMTRX00011529	Purchases	54886894	Wex Bank	\$137.62		
			Totals:	Account: 650-8000-078	Net Change	Ending Balance		
Account:	656-3000-001		Description:	Auto Insurance - FTTP	\$1,300.19	\$1,300.19	\$1,300.19	\$0.00
Trx Date	Jrnl No.	Orig. Audit Trail	Distribution Reference	Beginning Balance:	\$0.00			
1/31/2018	351,546	GLTRX00045643		Orig. Master Number	Orig. Master Name	Debit		Credit
2/28/2018	352,994	GLTRX00045860				\$897.01		
3/31/2018	354,495	GLTRX00046023				\$897.01		
4/30/2018	355,995	GLTRX00046200				\$811.28		
5/31/2018	357,597	GLTRX00046395				\$811.28		
6/30/2018	358,488	GLTRX00046482				\$811.28		
			Totals:	Account: 656-3000-001	Net Change	Ending Balance		
Account:	656-3000-003		Description:	Auto Insurance- Laboratory	\$5,124.87	\$5,124.87	\$5,124.87	\$0.00
Trx Date	Jrnl No.	Orig. Audit Trail	Distribution Reference	Beginning Balance:	\$0.00			
1/31/2018	351,546	GLTRX00045643		Orig. Master Number	Orig. Master Name	Debit		Credit
2/28/2018	352,994	GLTRX00045860				\$158.30		
3/31/2018	354,495	GLTRX00046023				\$158.30		
4/30/2018	355,995	GLTRX00046200				\$143.17		
5/31/2018	357,597	GLTRX00046395				\$143.17		
6/30/2018	358,488	GLTRX00046482				\$143.17		
			Totals:	Account: 656-3000-003	Net Change	Ending Balance		
Account:	656-5000-025		Description:	Auto Insurance-Pumping	\$904.41	\$904.41	\$904.41	\$0.00
Trx Date	Jrnl No.	Orig. Audit Trail	Distribution Reference	Beginning Balance:	\$0.00			
1/31/2018	351,546	GLTRX00045643		Orig. Master Number	Orig. Master Name	Debit		Credit
2/28/2018	352,994	GLTRX00045860				\$369.36		
3/31/2018	354,495	GLTRX00046023				\$369.36		
4/30/2018	355,995	GLTRX00046200				\$334.06		
5/31/2018	357,597	GLTRX00046395				\$334.06		
6/30/2018	358,488	GLTRX00046482				\$334.06		
			Totals:	Account: 656-5000-025	Net Change	Ending Balance		
Account:	656-5000-030		Description:	Auto Insurance - Engineering	\$2,110.26	\$2,110.26	\$2,110.26	\$0.00
Trx Date	Jrnl No.	Orig. Audit Trail	Distribution Reference	Beginning Balance:	\$0.00			
1/31/2018	351,546	GLTRX00045643		Orig. Master Number	Orig. Master Name	Debit		Credit
						\$580.42		

2/28/2018	352,994	GLTRX00045860							\$580.42
3/31/2018	354,495	GLTRX00046023							\$580.42
4/30/2018	355,995	GLTRX00046200							\$524.94
5/31/2018	357,597	GLTRX00046395							\$524.94
6/30/2018	358,488	GLTRX00046482							\$524.94

Account: 656-5000-031			Totals:	Account:	656-5000-030	Net Change	Ending Balance		
Trx Date Jrnل No. Orig. Audit Trail			Description:	Auto Insurance-Distribution	Beginning Balance:	\$3,316.08	\$3,316.08	\$3,316.08	\$0.00
			Distribution Reference		Orig. Master Number	Orig. Master Name		Debit	Credit
1/31/2018	351,546	GLTRX00045643						\$2,163.36	
2/28/2018	352,994	GLTRX00045860						\$2,163.38	
3/31/2018	354,495	GLTRX00046023						\$2,163.36	
4/30/2018	355,995	GLTRX00046200						\$1,956.61	
5/31/2018	357,597	GLTRX00046395						\$1,956.61	
6/30/2018	358,488	GLTRX00046482						\$1,956.61	
System:	DETAILED TRIAL B 9/24/2018		12:01:21 PM	Page:	344	User Date:	9/24/2018	User ID:	skampsen
N Ky Water District									

Account: 656-7000-050			Totals:	Account:	656-5000-031	Net Change	Ending Balance		
Trx Date Jrnل No. Orig. Audit Trail			Description:	Auto Insurance-Meter Reading	Beginning Balance:	\$12,359.93	\$12,359.93	\$12,359.93	\$0.00
			Distribution Reference		Orig. Master Number	Orig. Master Name		Debit	Credit
1/31/2018	351,546	GLTRX00045643						\$52.77	
2/28/2018	352,994	GLTRX00045860						\$52.77	
3/31/2018	354,495	GLTRX00046023						\$52.77	
4/30/2018	355,995	GLTRX00046200						\$47.72	
5/31/2018	357,597	GLTRX00046395						\$47.72	
6/30/2018	358,488	GLTRX00046482						\$47.72	

Account: 656-7000-051			Totals:	Account:	656-7000-050	Net Change	Ending Balance		
Trx Date Jrnل No. Orig. Audit Trail			Description:	Auto Insurance-Field Service	Beginning Balance:	\$301.47	\$301.47	\$301.47	\$0.00
			Distribution Reference		Orig. Master Number	Orig. Master Name		Debit	Credit
1/31/2018	351,546	GLTRX00045643						\$422.12	
2/28/2018	352,994	GLTRX00045860						\$422.12	
3/31/2018	354,495	GLTRX00046023						\$422.12	
4/30/2018	355,995	GLTRX00046200						\$381.78	
5/31/2018	357,597	GLTRX00046395						\$381.78	
6/30/2018	358,488	GLTRX00046482						\$381.78	

Account: 656-7000-056			Totals:	Account:	656-7000-051	Net Change	Ending Balance		
Trx Date Jrnل No. Orig. Audit Trail			Description:	Insurance - Auto Meter Shop	Beginning Balance:	\$2,411.70	\$2,411.70	\$2,411.70	\$0.00
			Distribution Reference		Orig. Master Number	Orig. Master Name		Debit	Credit
1/31/2018	351,546	GLTRX00045643						\$369.36	
2/28/2018	352,994	GLTRX00045860						\$369.36	
3/31/2018	354,495	GLTRX00046023						\$369.36	
4/30/2018	355,995	GLTRX00046200						\$334.06	
5/31/2018	357,597	GLTRX00046395						\$334.06	
6/30/2018	358,488	GLTRX00046482						\$334.06	

Account: 656-8000-078			Totals:	Account:	656-7000-056	Net Change	Ending Balance		
Trx Date Jrnل No. Orig. Audit Trail			Description:	Auto Insurance-HR/Info/Safety	Beginning Balance:	\$2,110.26	\$2,110.26	\$2,110.26	\$0.00
			Distribution Reference		Orig. Master Number	Orig. Master Name		Debit	Credit
1/31/2018	351,546	GLTRX00045643						\$52.77	
2/28/2018	352,994	GLTRX00045860						\$52.77	
3/31/2018	354,495	GLTRX00046023						\$52.77	
4/30/2018	355,995	GLTRX00046200						\$47.72	
5/31/2018	357,597	GLTRX00046395						\$47.72	
6/30/2018	358,488	GLTRX00046482						\$47.72	

Totals:	Account:	656-8000-078	Net Change	Ending Balance	\$301.47	\$301.47	\$301.47	\$0.00
---------	----------	--------------	------------	----------------	----------	----------	----------	--------



Account:	656-8000-079	Description:	Auto Insurance- Admin	Beginning Balance:	\$0.00				
Trx Date	Jrnl No.	Orig. Audit Trail	Distribution Reference	Orig. Master Number	Orig. Master Name		Debit	Credit	
1/31/2018	351,546	GLTRX00045643					\$105.53		
2/28/2018	352,994	GLTRX00045860					\$105.51		
3/31/2018	354,495	GLTRX00046023					\$105.53		
4/30/2018	355,995	GLTRX00046200					\$95.44		
5/31/2018	357,597	GLTRX00046395					\$95.44		
6/30/2018	358,488	GLTRX00046482					\$95.44		
		Totals:	Account:	656-8000-079	Net Change	Ending Balance			
		Description:	General Liability Insurance FTTP	Beginning Balance:	\$602.89	\$602.89	\$602.89	\$0.00	
		Distribution Reference		Orig. Master Number	Orig. Master Name		Debit	Credit	
1/31/2018	351,545	GLTRX00045643					\$9,183.28		
2/28/2018	352,993	GLTRX00045860					\$9,183.27		
3/31/2018	354,494	GLTRX00046023					\$9,183.28		
4/30/2018	355,994	GLTRX00046200					\$8,260.15		
5/31/2018	357,595	GLTRX00046395					\$8,260.14		
System:	DETAILED TRIAL B 9/24/2018	12:01:21 PM	Page:	345	User Date:	9/24/2018	User ID:	skampsen	
N Ky Water District									
6/30/2018	358,438	GLTRX00046481					\$8,260.14		
		Totals:	Account:	657-3000-001	Net Change	Ending Balance			
		Description:	Insurance General Liability - TMTP	Beginning Balance:	\$52,330.26	\$52,330.26	\$52,330.26	\$0.00	
		Distribution Reference		Orig. Master Number	Orig. Master Name		Debit	Credit	
1/31/2018	351,545	GLTRX00045643					\$1,090.51		
2/28/2018	352,993	GLTRX00045860					\$1,090.51		
3/31/2018	354,494	GLTRX00046023					\$1,090.51		
4/30/2018	355,994	GLTRX00046200					\$980.89		
5/31/2018	357,595	GLTRX00046395					\$980.89		
6/30/2018	358,438	GLTRX00046481					\$980.89		
		Totals:	Account:	657-3000-002	Net Change	Ending Balance			
		Description:	General Liability Insurance-MPTP	Beginning Balance:	\$6,214.20	\$6,214.20	\$6,214.20	\$0.00	
		Distribution Reference		Orig. Master Number	Orig. Master Name		Debit	Credit	
1/31/2018	351,545	GLTRX00045643					\$1,673.34		
2/28/2018	352,993	GLTRX00045860					\$1,673.34		
3/31/2018	354,494	GLTRX00046023					\$1,673.34		
4/30/2018	355,994	GLTRX00046200					\$1,505.13		
5/31/2018	357,595	GLTRX00046395					\$1,505.13		
6/30/2018	358,438	GLTRX00046481					\$1,505.13		
		Totals:	Account:	657-3000-029	Net Change	Ending Balance			
		Description:	General Liability Insurance-Pumping	Beginning Balance:	\$9,535.41	\$9,535.41	\$9,535.41	\$0.00	
		Distribution Reference		Orig. Master Number	Orig. Master Name		Debit	Credit	
1/31/2018	351,545	GLTRX00045643					\$3,559.80		
2/28/2018	352,993	GLTRX00045860					\$3,559.80		
3/31/2018	354,494	GLTRX00046023					\$3,559.80		
4/30/2018	355,994	GLTRX00046200					\$3,201.95		
5/31/2018	357,595	GLTRX00046395					\$3,201.95		
6/30/2018	358,438	GLTRX00046481					\$3,201.95		
		Totals:	Account:	657-5000-025	Net Change	Ending Balance			
		Description:	General Liability Insurance- Engineering	Beginning Balance:	\$20,285.25	\$20,285.25	\$20,285.25	\$0.00	
		Distribution Reference		Orig. Master Number	Orig. Master Name		Debit	Credit	
1/31/2018	351,545	GLTRX00045643					\$2,400.50		
2/28/2018	352,993	GLTRX00045860					\$2,400.50		
3/31/2018	354,494	GLTRX00046023					\$2,400.50		
4/30/2018	355,994	GLTRX00046200					\$2,159.20		
5/31/2018	357,595	GLTRX00046395					\$2,159.20		

6/30/2018	358,438	GLTRX00046481								\$2,159.20	
			Totals:	Account:	657-5000-030	Net Change	Ending Balance				
Account:	657-5000-031		Description:	General Liability Insurance-Distribution	Beginning Balance:	\$13,679.10	\$13,679.10	\$13,679.10	\$0.00	\$0.00	
Trx Date	Jrnl No.	Orig. Audit Trail	Distribution Reference		Orig. Master Number	Orig. Master Name			Debit	Credit	
1/31/2018	351,545	GLTRX00045643							\$7,273.63		
2/28/2018	352,993	GLTRX00045860							\$7,273.63		
3/31/2018	354,494	GLTRX00046023							\$7,273.63		
4/10/2018	355,153	PMTRX00011448	Purchases		NL82352754	West Bend Mutual Insurance Co.			\$102.00		
4/30/2018	355,994	GLTRX00046200							\$6,542.46		
5/31/2018	357,595	GLTRX00046395							\$6,542.47		
6/30/2018	358,438	GLTRX00046481							\$6,542.47		
			Totals:	Account:	657-5000-031	Net Change	Ending Balance				
Account:	657-7000-054		Description:	General Liability Insurance-Cust Service	Beginning Balance:	\$41,550.29	\$41,550.29	\$41,550.29	\$0.00	\$0.00	
Trx Date	Jrnl No.	Orig. Audit Trail	Distribution Reference		Orig. Master Number	Orig. Master Name			Debit	Credit	
1/31/2018	351,545	GLTRX00045643							\$4,497.39		
2/28/2018	352,993	GLTRX00045860							\$4,497.39		
3/31/2018	354,494	GLTRX00046023							\$4,497.39		
System:	DETAILED TRIAL B	9/24/2018	12:01:21 PM	Page:	346	User Date:	9/24/2018	User ID:		skampsen	
N Ky Water District											
4/30/2018	355,994	GLTRX00046200							\$4,045.29		
5/31/2018	357,595	GLTRX00046395							\$4,045.29		
6/30/2018	358,438	GLTRX00046481							\$4,045.29		
			Totals:	Account:	657-7000-054	Net Change	Ending Balance				
Account:	657-8000-079		Description:	General Liability Insurance-Admin	Beginning Balance:	\$25,628.04	\$25,628.04	\$25,628.04	\$0.00	\$0.00	
Trx Date	Jrnl No.	Orig. Audit Trail	Distribution Reference		Orig. Master Number	Orig. Master Name			Debit	Credit	
1/31/2018	351,545	GLTRX00045643							\$5,742.22		
2/28/2018	352,993	GLTRX00045860							\$5,742.23		
3/31/2018	354,494	GLTRX00046023							\$5,742.22		
4/30/2018	355,994	GLTRX00046200							\$5,164.99		
5/31/2018	357,595	GLTRX00046395							\$5,164.99		
6/30/2018	358,438	GLTRX00046481							\$5,164.99		
			Totals:	Account:	657-8000-079	Net Change	Ending Balance				
Account:	658-3000-001		Description:	Workers Comp Insurance-FTTP	Beginning Balance:	\$32,721.64	\$32,721.64	\$32,721.64	\$0.00	\$0.00	
Trx Date	Jrnl No.	Orig. Audit Trail	Distribution Reference		Orig. Master Number	Orig. Master Name			Debit	Credit	
1/2/2018	350,162	PMTRX00011331	Purchases		2298669	KEMI			\$360.30		
2/1/2018	351,673	PMTRX00011371	Purchases		2308075	KEMI			\$360.30		
3/1/2018	353,140	PMTRX00011402	Purchases		2317796	KEMI			\$360.30		
4/1/2018	354,697	PMTRX00011433	Purchases		2327243	KEMI			\$360.30		
5/25/2018	357,307	PMTRX00011496	Purchases		1003634716	Ohio Bureau of Workers Compensation			\$40.00		
5/31/2018	357,593	GLTRX00046395							\$360.45		
6/1/2018	357,391	PMTRX00011499	Purchases		2345491	KEMI			\$360.96		
6/1/2018	358,526	GLTRX00046483									\$360.96
6/30/2018	358,437	GLTRX00046481							\$360.45		
			Totals:	Account:	658-3000-001	Net Change	Ending Balance				
Account:	658-3000-002		Description:	Workers Comp Insurance TMTP	Beginning Balance:	\$2,202.10	\$2,202.10	\$2,563.06	\$360.96	\$360.96	
Trx Date	Jrnl No.	Orig. Audit Trail	Distribution Reference		Orig. Master Number	Orig. Master Name			Debit	Credit	
1/2/2018	350,162	PMTRX00011331	Purchases		2298669	KEMI			\$98.26		
2/1/2018	351,673	PMTRX00011371	Purchases		2308075	KEMI			\$98.26		
3/1/2018	353,140	PMTRX00011402	Purchases		2317796	KEMI			\$98.26		
4/1/2018	354,697	PMTRX00011433	Purchases		2327243	KEMI			\$98.26		
5/31/2018	357,593	GLTRX00046395							\$98.30		
6/1/2018	357,391	PMTRX00011499	Purchases		2345491	KEMI			\$98.44		
6/1/2018	358,526	GLTRX00046483									\$98.44
6/30/2018	358,437	GLTRX00046481							\$98.30		

Account: 658-3000-003			Totals:	Account: 658-3000-002	Net Change	Ending Balance			
Trx Date	Jrnl No.	Orig. Audit Trail	Description: Distribution Reference	Workers Comp Insurance-Laboratory	Beginning Balance:	\$589.64	\$589.64	\$688.08	\$98.44
					Orig. Master Number	Orig. Master Name		Debit	Credit
1/2/2018	350,162	PMTRX00011331	Purchases		2298669	KEMI		\$294.79	
2/1/2018	351,673	PMTRX00011371	Purchases		2308075	KEMI		\$294.79	
3/1/2018	353,140	PMTRX00011402	Purchases		2317796	KEMI		\$294.79	
4/1/2018	354,697	PMTRX00011433	Purchases		2327243	KEMI		\$294.79	
5/31/2018	357,593	GLTRX00046395						\$294.91	
6/1/2018	357,391	PMTRX00011499	Purchases		2345491	KEMI		\$295.33	
6/1/2018	358,526	GLTRX00046483							\$295.33
6/30/2018	358,437	GLTRX00046481						\$294.91	

Account: 658-3000-020			Totals:	Account: 658-3000-003	Net Change	Ending Balance			
Trx Date	Jrnl No.	Orig. Audit Trail	Description: Distribution Reference	Workers Comp Insurance-Instrumentat	Beginning Balance:	\$1,768.98	\$1,768.98	\$2,064.31	\$295.33
					Orig. Master Number	Orig. Master Name		Debit	Credit
1/2/2018	350,162	PMTRX00011331	Purchases		2298669	KEMI		\$131.02	
2/1/2018	351,673	PMTRX00011371	Purchases		2308075	KEMI		\$131.02	
3/1/2018	353,140	PMTRX00011402	Purchases		2317796	KEMI		\$131.02	
4/1/2018	354,697	PMTRX00011433	Purchases		2327243	KEMI		\$131.02	
5/31/2018	357,593	GLTRX00046395						\$131.07	
6/1/2018	357,391	PMTRX00011499	Purchases		2345491	KEMI		\$131.26	
6/1/2018	358,526	GLTRX00046483							\$131.26
6/30/2018	358,437	GLTRX00046481						\$131.07	
System:	DETAILED TRIAL B 9/24/2018		12:01:21 PM	Page:	347	User Date:	9/24/2018	User ID:	skampsen

Account: 658-3000-029			Totals:	Account: 658-3000-020	Net Change	Ending Balance			
Trx Date	Jrnl No.	Orig. Audit Trail	Description: Distribution Reference	Workers Comp Insurance- MPTP	Beginning Balance:	\$786.22	\$786.22	\$917.48	\$131.26
					Orig. Master Number	Orig. Master Name		Debit	Credit
1/2/2018	350,162	PMTRX00011331	Purchases		2298669	KEMI		\$163.77	
2/1/2018	351,673	PMTRX00011371	Purchases		2308075	KEMI		\$163.77	
3/1/2018	353,140	PMTRX00011402	Purchases		2317796	KEMI		\$163.77	
4/1/2018	354,697	PMTRX00011433	Purchases		2327243	KEMI		\$163.77	
5/31/2018	357,593	GLTRX00046395						\$163.84	
6/1/2018	357,391	PMTRX00011499	Purchases		2345491	KEMI		\$164.07	
6/1/2018	358,526	GLTRX00046483							\$164.07
6/30/2018	358,437	GLTRX00046481						\$163.84	

Account: 658-5000-025			Totals:	Account: 658-3000-029	Net Change	Ending Balance			
Trx Date	Jrnl No.	Orig. Audit Trail	Description: Distribution Reference	Workers comp Insurance-Pumping	Beginning Balance:	\$982.76	\$982.76	\$1,146.83	\$164.07
					Orig. Master Number	Orig. Master Name		Debit	Credit
1/2/2018	350,162	PMTRX00011331	Purchases		2298669	KEMI		\$491.32	
2/1/2018	351,673	PMTRX00011371	Purchases		2308075	KEMI		\$491.32	
3/1/2018	353,140	PMTRX00011402	Purchases		2317796	KEMI		\$491.32	
4/1/2018	354,697	PMTRX00011433	Purchases		2327243	KEMI		\$491.32	
5/31/2018	357,593	GLTRX00046395						\$491.52	
6/1/2018	357,391	PMTRX00011499	Purchases		2345491	KEMI		\$492.22	
6/1/2018	358,526	GLTRX00046483							\$492.22
6/30/2018	358,437	GLTRX00046481						\$491.52	

Account: 658-5001-030			Totals:	Account: 658-5000-025	Net Change	Ending Balance			
Trx Date	Jrnl No.	Orig. Audit Trail	Description: Distribution Reference	Workers Comp Insurance-Engineering	Beginning Balance:	\$2,948.32	\$2,948.32	\$3,440.54	\$492.22
					Orig. Master Number	Orig. Master Name		Debit	Credit
1/2/2018	350,162	PMTRX00011331	Purchases		2298669	KEMI		\$589.59	
2/1/2018	351,673	PMTRX00011371	Purchases		2308075	KEMI		\$589.59	
3/1/2018	353,140	PMTRX00011402	Purchases		2317796	KEMI		\$589.59	
4/1/2018	354,697	PMTRX00011433	Purchases		2327243	KEMI		\$589.59	
5/31/2018	357,593	GLTRX00046395						\$589.82	

6/1/2018	357,391	PMTRX00011499	Purchases	2345491	KEMI	\$590.67	
6/1/2018	358,526	GLTRX00046483					\$590.67
6/30/2018	358,437	GLTRX00046481				\$589.82	

Account:	658-5001-031	Totals:	Account:	658-5001-030	Net Change	Ending Balance	
Trx Date	Jrnl No.	Description:	Workers Comp Insurance-Distribution	Beginning Balance:	\$3,538.00	\$3,538.00	\$4,128.67
1/2/2018	350,162	Orig. Audit Trail		Orig. Master Number	\$0.00		\$590.67
2/1/2018	351,673	PMTRX00011331	Purchases	2298669			
3/1/2018	353,140	PMTRX00011371	Purchases	2308075	Orig. Master Name	Debit	Credit
4/1/2018	354,697	PMTRX00011402	Purchases	2317796	KEMI	\$1,244.68	
5/25/2018	357,307	PMTRX00011433	Purchases	2327243	KEMI	\$1,244.68	
5/31/2018	357,593	PMTRX00011496	Purchases	1003634716	KEMI	\$1,244.68	
6/1/2018	357,391	GLTRX00046395			Ohio Bureau of Workers Compensation	\$40.00	
6/1/2018	357,391	GLTRX00011499	Purchases	2345491		\$1,245.18	
6/1/2018	358,526	GLTRX00046483				\$1,246.97	\$1,246.97
6/30/2018	358,437	GLTRX00046481				\$1,245.19	

Account:	658-7000-050	Totals:	Account:	658-5001-031	Net Change	Ending Balance		
Trx Date	Jrnl No.	Description:	Workers Comp Insurance-Meter Reading	Beginning Balance:	\$7,509.09	\$7,509.09	\$8,756.06	
1/2/2018	350,162	Orig. Audit Trail		Orig. Master Number	\$0.00		\$1,246.97	
2/1/2018	351,673	PMTRX00011331	Purchases	2298669	Orig. Master Name	Debit	Credit	
3/1/2018	353,140	PMTRX00011371	Purchases	2308075	KEMI	\$32.75		
4/1/2018	354,697	PMTRX00011402	Purchases	2317796	KEMI	\$32.75		
5/31/2018	357,593	PMTRX00011433	Purchases	2327243	KEMI	\$32.75		
6/1/2018	357,391	GLTRX00046395			KEMI	\$32.77		
6/1/2018	357,391	PMTRX00011499	Purchases	2345491	KEMI	\$32.81		
6/1/2018	358,526	GLTRX00046483					\$32.81	
6/30/2018	358,437	GLTRX00046481				\$32.77		
System:	DETAILED TRIAL B 9/24/2018	12:01:21 PM	Page:	348	User Date:	9/24/2018	User ID:	skampsen

Account:	658-7000-051	Totals:	Account:	658-7000-050	Net Change	Ending Balance	
Trx Date	Jrnl No.	Description:	Workers Comp Insurance-Field Service	Beginning Balance:	\$196.54	\$196.54	\$229.35
1/2/2018	350,162	Orig. Audit Trail		Orig. Master Number	\$0.00		\$32.81
2/1/2018	351,673	PMTRX00011331	Purchases	2298669	Orig. Master Name	Debit	Credit
3/1/2018	353,140	PMTRX00011371	Purchases	2308075	KEMI	\$327.55	
4/1/2018	354,697	PMTRX00011402	Purchases	2317796	KEMI	\$327.55	
5/25/2018	357,307	PMTRX00011433	Purchases	2327243	KEMI	\$327.55	
5/31/2018	357,593	PMTRX00011496	Purchases	1003634716	Ohio Bureau of Workers Compensation	\$40.00	
6/1/2018	357,391	GLTRX00046395				\$327.69	
6/1/2018	357,391	PMTRX00011499	Purchases	2345491	KEMI	\$328.15	
6/1/2018	358,526	GLTRX00046483					\$328.15
6/30/2018	358,437	GLTRX00046481				\$327.68	

Account:	658-7000-052	Totals:	Account:	658-7000-051	Net Change	Ending Balance	
Trx Date	Jrnl No.	Description:	Workers Comp Insurance-Acct Serv	Beginning Balance:	\$2,005.57	\$2,005.57	\$2,333.72
1/2/2018	350,162	Orig. Audit Trail		Orig. Master Number	\$0.00		\$328.15
2/1/2018	351,673	PMTRX00011331	Purchases	2298669	Orig. Master Name	Debit	Credit
3/1/2018	353,140	PMTRX00011371	Purchases	2308075	KEMI	\$458.57	
4/1/2018	354,697	PMTRX00011402	Purchases	2317796	KEMI	\$458.57	
5/31/2018	357,593	PMTRX00011433	Purchases	2327243	KEMI	\$458.57	
6/1/2018	357,391	GLTRX00046395				\$458.75	
6/1/2018	357,391	PMTRX00011499	Purchases	2345491	KEMI	\$459.41	
6/1/2018	358,526	GLTRX00046483					\$459.41
6/30/2018	358,437	GLTRX00046481				\$458.75	

Account:	658-7000-056	Totals:	Account:	658-7000-052	Net Change	Ending Balance	
Trx Date	Jrnl No.	Description:	Workers Comp Insurance-Meter Shop	Beginning Balance:	\$2,751.78	\$2,751.78	\$3,211.19
		Orig. Audit Trail		Orig. Master Number	\$0.00		\$459.41
		Distribution Reference		Orig. Master Name		Debit	Credit

1/2/2018	350,162	PMTRX00011331	Purchases	2298669	KEMI	\$196.53	
2/1/2018	351,673	PMTRX00011371	Purchases	2308075	KEMI	\$196.53	
3/1/2018	353,140	PMTRX00011402	Purchases	2317796	KEMI	\$196.53	
4/1/2018	354,697	PMTRX00011433	Purchases	2327243	KEMI	\$196.53	
5/31/2018	357,593	GLTRX00046395				\$196.61	
6/1/2018	357,391	PMTRX00011499	Purchases	2345491	KEMI	\$196.89	
6/1/2018	358,526	GLTRX00046483					\$196.89
6/30/2018	358,437	GLTRX00046481				\$196.61	

Account: 658-8000-072			Totals:	Account: 658-7000-056	Net Change	Ending Balance	
Trx Date Jrnl No. Orig. Audit Trail			Description:	Workers Comp Insurance- Executive M	\$1,179.34	\$1,179.34	\$196.89
			Distribution Reference	Beginning Balance:	\$0.00		
				Orig. Master Number	Orig. Master Name	Debit	Credit
1/2/2018	350,162	PMTRX00011331	Purchases	2298669	KEMI	\$65.51	
2/1/2018	351,673	PMTRX00011371	Purchases	2308075	KEMI	\$65.51	
3/1/2018	353,140	PMTRX00011402	Purchases	2317796	KEMI	\$65.51	
4/1/2018	354,697	PMTRX00011433	Purchases	2327243	KEMI	\$65.51	
5/31/2018	357,593	GLTRX00046395				\$65.54	
6/1/2018	357,391	PMTRX00011499	Purchases	2345491	KEMI	\$65.63	
6/1/2018	358,526	GLTRX00046483					\$65.63
6/30/2018	358,437	GLTRX00046481				\$65.54	

Account: 658-8000-074			Totals:	Account: 658-8000-072	Net Change	Ending Balance	
Trx Date Jrnl No. Orig. Audit Trail			Description:	Workers Comp Insurance-Accting	\$393.12	\$393.12	\$65.63
			Distribution Reference	Beginning Balance:	\$0.00		
				Orig. Master Number	Orig. Master Name	Debit	Credit
1/2/2018	350,162	PMTRX00011331	Purchases	2298669	KEMI	\$98.26	
2/1/2018	351,673	PMTRX00011371	Purchases	2308075	KEMI	\$98.26	
3/1/2018	353,140	PMTRX00011402	Purchases	2317796	KEMI	\$98.26	
4/1/2018	354,697	PMTRX00011433	Purchases	2327243	KEMI	\$98.26	
5/31/2018	357,593	GLTRX00046395				\$98.30	
6/1/2018	357,391	PMTRX00011499	Purchases	2345491	KEMI	\$98.44	
6/1/2018	358,526	GLTRX00046483					\$98.44
6/30/2018	358,437	GLTRX00046481				\$98.30	
System:	DETAILED TRIAL B 9/24/2018		12:01:21 PM	Page: 349	User Date:	9/24/2018	User ID: skampsen

Account: 658-8000-078			Totals:	Account: 658-8000-074	Net Change	Ending Balance	
Trx Date Jrnl No. Orig. Audit Trail			Description:	Workers Comp Insurance- HR/Info/Safe	\$589.64	\$589.64	\$688.08
			Distribution Reference	Beginning Balance:	\$0.00		
				Orig. Master Number	Orig. Master Name	Debit	Credit
1/2/2018	350,162	PMTRX00011331	Purchases	2298669	KEMI	\$262.06	
2/1/2018	351,673	PMTRX00011371	Purchases	2308075	KEMI	\$262.06	
3/1/2018	353,140	PMTRX00011402	Purchases	2317796	KEMI	\$262.06	
4/1/2018	354,697	PMTRX00011433	Purchases	2327243	KEMI	\$262.05	
5/31/2018	357,593	GLTRX00046395				\$262.14	
6/1/2018	357,391	PMTRX00011499	Purchases	2345491	KEMI	\$262.54	
6/1/2018	358,526	GLTRX00046483					\$262.54
6/30/2018	358,437	GLTRX00046481				\$262.14	

Account: 658-8000-079			Totals:	Account: 658-8000-078	Net Change	Ending Balance	
Trx Date Jrnl No. Orig. Audit Trail			Description:	Workers Comp Insurance-Admin	\$1,572.51	\$1,572.51	\$1,835.05
			Distribution Reference	Beginning Balance:	\$0.00		
				Orig. Master Number	Orig. Master Name	Debit	Credit
4/13/2018	354,773	PMTRX00011437	Purchases	00-932071A-4 2018	Kentucky League of Cities	\$1,845.71	

Account: 659-3000-001			Totals:	Account: 658-8000-079	Net Change	Ending Balance	
Trx Date Jrnl No. Orig. Audit Trail			Description:	Pollution Insurance-FTTP	\$1,845.71	\$1,845.71	\$0.00
			Distribution Reference	Beginning Balance:	\$0.00		
				Orig. Master Number	Orig. Master Name	Debit	Credit
1/31/2018	351,544	GLTRX00045643				\$3,778.04	
2/28/2018	352,992	GLTRX00045860				\$3,778.04	
3/31/2018	354,493	GLTRX00046023				\$3,778.04	
4/30/2018	355,993	GLTRX00046200				\$3,778.04	



2/5/2018	352,959	CMTRX00008319	Bank Transaction Entry	IAJ000038740				\$1,638.04
2/28/2018	352,650	GLTRX00045793				\$19,090.16		
2/28/2018	361,068	GLTRX00046845						\$486.93
3/13/2018	353,431	CMTRX00008333	Bank Transaction Entry	RCT000038814				\$5,658.40
3/13/2018	354,371	CMTRX00008349	Bank Transaction Entry	DAJ000038935		\$4,318.61		
3/30/2018	354,279	GLTRX00045987				\$5,860.46		
3/31/2018	361,069	GLTRX00046845						\$657.12
4/12/2018	354,980	CMTRX00008361	Bank Transaction Entry	RCT000039026				\$3,532.69
4/12/2018	355,707	CMTRX00008378	Bank Transaction Entry	DAJ000039165		\$2,025.81		
4/24/2018	355,617	CMTRX00008371	Bank Transaction Entry	RCT000039092				\$124.54
4/30/2018	355,715	GLTRX00046172				\$14,642.33		
4/30/2018	361,070	GLTRX00046845						\$672.91
5/18/2018	356,900	CMTRX00008396	Bank Transaction Entry	RCT000039279				\$2,855.09
5/31/2018	356,991	GLTRX00046310				\$19,699.06		
5/31/2018	361,071	GLTRX00046845						\$864.86
6/15/2018	357,877	CMTRX00008419	Bank Transaction Entry	RCT000039474				\$53.77
6/18/2018	357,883	CMTRX00008420	Bank Transaction Entry	RCT000039480				\$1,385.22
6/30/2018	358,839	GLTRX00046549				\$26,034.79		
6/30/2018	358,906	GLTRX00046565				\$20,000.00		

Totals:			Account:	670-7000-054	Net Change	Ending Balance		
Description:			Uniforms-FTTP	Beginning Balance:	\$106,726.66	\$106,726.66	\$164,711.01	\$57,984.35

Account:	675-3002-001							
Trx Date	Jrnl No.	Orig. Audit Trail	Distribution Reference	Orig. Master Number	Orig. Master Name		Debit	Credit
2/4/2018	351,668	PMTRX00011371	Purchases	UNIFORMS 02/18	Browning, Brennan		\$92.08	
3/6/2018	353,326	PMTRX00011406	Purchases	UNIFORMS 03/18	Genter, Devin		\$65.70	
3/17/2018	354,514	PMTRX00011427	Purchases	31902018	Randy's Rugged Wear		\$102.30	
3/20/2018	353,778	PMTRX00011417	Purchases	527854	Wildman Corporate Apparel		\$104.50	
4/5/2018	354,721	PMTRX00011433	Purchases	531406	Wildman Corporate Apparel		\$24.40	
5/2/2018	356,342	PMTRX00011473	Purchases	5030218	Randy's Rugged Wear		\$85.71	
5/3/2018	356,130	PMTRX00011468	Purchases	537729	Wildman Corporate Apparel		\$106.23	
5/22/2018	356,685	PMTRX00011481	Purchases	543058	Wildman Corporate Apparel		\$237.47	
6/4/2018	357,753	PMTRX00011508	Purchases	546315	Wildman Corporate Apparel		\$90.70	
6/15/2018	358,500	PMTRX00011526	Purchases	6141518	Randy's Rugged Wear		\$516.38	
6/28/2018	358,692	PMTRX00011529	Purchases	553400	Wildman Corporate Apparel		\$188.84	
Totals:			Account:	675-3002-001	Net Change	Ending Balance		
Description:			Uniforms- TMTP	Beginning Balance:	\$1,614.31	\$1,614.31	\$1,614.31	\$0.00

Account:	675-3002-002							
Trx Date	Jrnl No.	Orig. Audit Trail	Distribution Reference	Orig. Master Number	Orig. Master Name		Debit	Credit
1/13/2018	350,832	PMTRX00011348	Purchases	11618	Randy's Rugged Wear		\$558.90	
System:	DETAILED TRIAL B	9/24/2018	12:01:21 PM	Page:	351	User Date:	9/24/2018	User ID:
N Ky Water District								

Totals:			Account:	675-3002-002	Net Change	Ending Balance		
Description:			Uniforms-Laboratory	Beginning Balance:	\$558.90	\$558.90	\$558.90	\$0.00
Trx Date	Jrnl No.	Orig. Audit Trail	Distribution Reference	Orig. Master Number	Orig. Master Name		Debit	Credit
3/10/2018	353,735	PMTRX00011417	Purchases	20737465	Aramark		\$46.00	
3/12/2018	353,379	PMTRX00011407	Purchases	525898	Wildman Corporate Apparel		\$102.58	
3/17/2018	354,514	PMTRX00011427	Purchases	31902018	Randy's Rugged Wear		\$185.95	
5/11/2018	356,366	PMTRX00011473	Purchases	540336	Wildman Corporate Apparel		\$96.40	
Totals:			Account:	675-3002-003	Net Change	Ending Balance		
Description:			Uniforms-Instrumentation	Beginning Balance:	\$430.93	\$430.93	\$430.93	\$0.00

Account:	675-3002-020							
Trx Date	Jrnl No.	Orig. Audit Trail	Distribution Reference	Orig. Master Number	Orig. Master Name		Debit	Credit
2/15/2018	352,579	PMTRX00011390	Purchases	21418	Randy's Rugged Wear		\$287.96	
5/2/2018	356,342	PMTRX00011473	Purchases	5030218	Randy's Rugged Wear		\$189.85	
5/29/2018	356,816	PMTRX00011485	Purchases	544498	Wildman Corporate Apparel		\$59.96	
6/8/2018	358,342	PMTRX00011522	Purchases	UNIFORMS 06/18	Hodges, Nathan		\$127.17	
6/15/2018	358,500	PMTRX00011526	Purchases	6141518	Randy's Rugged Wear		\$84.96	
Totals:			Account:	675-3002-003	Net Change	Ending Balance		
Description:			Uniforms-Instrumentation	Beginning Balance:	\$430.93	\$430.93	\$430.93	\$0.00

Account:	675-5000-030	Totals:	Account:	675-3002-020	\$749.90	\$749.90	\$749.90	\$0.00
Trx Date	Jrnl No.	Orig. Audit Trail	Description:	Miscellaneous Exp. - Engineering	Beginning Balance:	\$0.00		
2/28/2018	352,637	PMTRX00011391	Distribution Reference		Orig. Master Number		Debit	Credit
3/30/2018	354,454	PMTRX00011426	Purchases		PETTY CASH 02/18		\$12.00	
			Purchases		PETTY CASH 03/18		\$19.00	

Account:	675-5001-030	Totals:	Account:	675-5000-030	\$31.00	\$31.00	\$31.00	\$0.00
Trx Date	Jrnl No.	Orig. Audit Trail	Description:	Uniforms- Engineering	Beginning Balance:	\$0.00		
1/19/2018	350,848	PMTRX00011348	Distribution Reference		Orig. Master Number		Debit	Credit
2/5/2018	352,029	CMTRX00008297	Purchases		515348		\$105.00	
2/12/2018	352,371	PMTRX00011386	Bank Transaction Entry		RCT000038571			\$5.00
2/15/2018	352,579	PMTRX00011390	Purchases		519891	Wildman Corporate Apparel	\$143.94	
3/1/2018	353,095	PMTRX00011399	Purchases		21418	Randy's Rugged Wear	\$133.86	
3/1/2018	353,096	PMTRX00011399	Purchases		524040	Wildman Corporate Apparel	\$176.66	
3/8/2018	353,380	PMTRX00011407	Purchases		523725	Wildman Corporate Apparel	\$130.80	
3/14/2018	353,337	GLTRX00045899	Purchases		525136	Wildman Corporate Apparel	\$107.00	
3/14/2018	353,338	GLTRX00045900	Purchases				\$41.00	\$41.00
3/15/2018	353,574	CMTRX00008335	Bank Transaction Entry		RCT000038831			\$7.00
4/16/2018	355,453	PMTRX00011454	Purchases		UNIFORMS 04/18	Behrens, Nick	\$107.96	
4/18/2018	354,987	GLTRX00046072	Purchases				\$3.00	
4/27/2018	355,890	PMTRX00011462	Purchases		536658	Wildman Corporate Apparel	\$37.98	
5/2/2018	356,342	PMTRX00011473	Purchases		5030218	Randy's Rugged Wear	\$140.14	
5/11/2018	356,684	PMTRX00011481	Purchases		540340	Wildman Corporate Apparel	\$18.80	
5/15/2018	356,256	GLTRX00046205	Purchases				\$28.50	
5/21/2018	356,686	PMTRX00011481	Purchases		542523	Wildman Corporate Apparel	\$75.92	
6/13/2018	358,521	PMTRX00011526	Purchases		549237	Wildman Corporate Apparel	\$98.18	
6/15/2018	358,500	PMTRX00011526	Purchases		6141518	Randy's Rugged Wear	\$54.65	

Account:	675-5002-027	Totals:	Account:	675-5001-030	\$1,350.39	\$1,350.39	\$1,403.39	\$53.00
Trx Date	Jrnl No.	Orig. Audit Trail	Description:	Uniforms - Pumping	Beginning Balance:	\$0.00		
1/13/2018	350,832	PMTRX00011348	Distribution Reference		Orig. Master Number		Debit	Credit
1/25/2018	351,209	PMTRX00011359	Purchases		11618	Randy's Rugged Wear	\$80.00	
1/27/2018	350,908	PMTRX00011351	Purchases		UNIFORMS 01/18	Elfers John Jr	\$169.74	
2/15/2018	352,579	PMTRX00011390	Purchases		UNIFORMS 01/18	Young, Jason	\$152.64	
2/23/2018	352,581	PMTRX00011390	Purchases		21418	Randy's Rugged Wear	\$144.95	
2/28/2018	352,780	PMTRX00011395	Purchases		UNIFORMS 02/18	Simpson, Lori	\$51.36	
3/22/2018	353,770	PMTRX00011417	Purchases		523533	Wildman Corporate Apparel	\$102.50	
4/23/2018	355,416	PMTRX00011453	Purchases		UNIFORMS 03/18	Reynolds, Tyler	\$71.53	
4/30/2018	355,874	PMTRX00011461	Purchases		UNIFORMS 04/18	Lippert Joseph M	\$63.96	
5/2/2018	356,342	PMTRX00011473	Purchases		537164	Wildman Corporate Apparel	\$49.98	
6/15/2018	358,500	PMTRX00011526	Purchases		5030218	Randy's Rugged Wear	\$119.96	
System:	DETAILED TRIAL B 9/24/2018	12:01:21 PM	Page:	352	6141518	Randy's Rugged Wear	\$78.32	
N Ky Water District					User Date:	9/24/2018	User ID:	skampsen

Account:	675-6000-031	Totals:	Account:	675-5002-027	\$1,084.94	\$1,084.94	\$1,084.94	\$0.00
Trx Date	Jrnl No.	Orig. Audit Trail	Description:	Miscellaneous Exp. - Distribution	Beginning Balance:	\$0.00		
2/14/2018	351,910	GLTRX00045682	Distribution Reference		Orig. Master Number		Debit	Credit
							\$294.15	

Account:	675-6001-031	Totals:	Account:	675-6000-031	\$294.15	\$294.15	\$294.15	\$0.00
Trx Date	Jrnl No.	Orig. Audit Trail	Description:	Uniforms - Distribution	Beginning Balance:	\$0.00		
1/2/2018	349,913	PMTRX00011323	Distribution Reference		Orig. Master Number		Debit	Credit
1/2/2018	350,396	CMTRX00008267	Purchases		UNIFORMS 01/18	Woeste, Ben	\$144.75	
1/13/2018	350,832	PMTRX00011348	Bank Transaction Entry		RCT000038339			\$31.04
1/15/2018	350,555	PMTRX00011342	Purchases		11618	Randy's Rugged Wear	\$1,555.73	
1/25/2018	351,269	PMTRX00011360	Purchases		UNIFORM REIMBURSEMEN	Flynn, Michael	\$76.47	
					INV4255663	Orr Safety Corporation	\$192.90	



1/27/2018	351,268	PMTRX00011360	Purchases	INV4255830	Orr Safety Corporation	\$245.81		
1/29/2018	350,860	PMTRX00011350	Purchases	UNIFORMS 01/18	Gosney, David	\$43.88		
1/29/2018	351,272	PMTRX00011360	Purchases	INV4258410	Orr Safety Corporation	\$1,832.59		
2/13/2018	352,192	CMTRX00008303	Bank Transaction Entry	RCT000038616				\$20.57
2/15/2018	352,579	PMTRX00011390	Purchases	21418	Randy's Rugged Wear	\$997.67		
3/1/2018	353,097	PMTRX00011399	Purchases	524037	Wildman Corporate Apparel	\$99.50		
3/16/2018	353,777	PMTRX00011417	Purchases	527234	Wildman Corporate Apparel	\$74.84		
3/17/2018	354,514	PMTRX00011427	Purchases	31902018	Randy's Rugged Wear	\$891.09		
3/20/2018	354,027	PMTRX00011420	Purchases	INV4309057	Orr Safety Corporation	\$897.06		
3/29/2018	354,170	PMTRX00011422	Purchases	UNIFORM 03/18	Bowling, Derek	\$71.76		
4/4/2018	354,528	PMTRX00011429	Purchases	UNIFORMS 04/18	Colvin Robert D	\$59.97		
4/5/2018	354,721	PMTRX00011433	Purchases	531406	Wildman Corporate Apparel	\$24.40		
5/2/2018	356,342	PMTRX00011473	Purchases	5030218	Randy's Rugged Wear	\$1,601.52		
5/24/2018	357,379	PMTRX00011499	Purchases	NKWD052418	DreamWorld Printing	\$293.00		
6/15/2018	358,500	PMTRX00011526	Purchases	6141518	Randy's Rugged Wear	\$1,012.32		
6/15/2018	358,522	PMTRX00011526	Purchases	549973	Wildman Corporate Apparel	\$99.20		
6/29/2018	358,486	PMTRX00011526	Purchases	UNIFORMS 06/18	Gosney, David	\$38.06		

Totals:			Account:	675-6001-031		Ending Balance		
Description:			Misc. Exp - Field Service	\$10,200.91		\$10,200.91	\$10,252.52	\$51.61
Account:	675-7001-051			Beginning Balance:	\$0.00			
Trx Date	Jrnl No.	Orig. Audit Trail	Distribution Reference	Orig. Master Number	Orig. Master Name		Debit	Credit
2/14/2018	351,910	GLTRX00045682					\$96.33	

Totals:			Account:	675-7001-051		Ending Balance		
Description:			Uniforms - Meter Readers	\$96.33		\$96.33	\$96.33	\$0.00
Account:	675-7002-050			Beginning Balance:	\$0.00			
Trx Date	Jrnl No.	Orig. Audit Trail	Distribution Reference	Orig. Master Number	Orig. Master Name		Debit	Credit
1/11/2018	350,487	CMTRX00008274	Bank Transaction Entry	RCT000038394				\$3.01
2/15/2018	352,579	PMTRX00011390	Purchases	21418	Randy's Rugged Wear	\$78.00		
3/1/2018	353,094	PMTRX00011399	Purchases	523722	Wildman Corporate Apparel	\$84.74		
3/17/2018	354,514	PMTRX00011427	Purchases	31902018	Randy's Rugged Wear	\$92.00		

Totals:			Account:	675-7002-050		Ending Balance		
Description:			Uniforms - Field Service	\$251.73		\$251.73	\$254.74	\$3.01
Account:	675-7002-051			Beginning Balance:	\$0.00			
Trx Date	Jrnl No.	Orig. Audit Trail	Distribution Reference	Orig. Master Number	Orig. Master Name		Debit	Credit
1/22/2018	350,765	CMTRX00008282	Bank Transaction Entry	RCT000038451				\$4.18
2/15/2018	352,579	PMTRX00011390	Purchases	21418	Randy's Rugged Wear	\$758.91		
2/28/2018	352,783	PMTRX00011395	Purchases	523532	Wildman Corporate Apparel	\$108.08		
3/17/2018	354,514	PMTRX00011427	Purchases	31902018	Randy's Rugged Wear	\$1,231.57		
3/30/2018	354,454	PMTRX00011426	Purchases	PETTY CASH 03/18	Colleen Medert-Petty Cash	\$6.36		
4/5/2018	354,721	PMTRX00011433	Purchases	531406	Wildman Corporate Apparel	\$24.40		
5/1/2018	356,131	PMTRX00011468	Purchases	533341	Wildman Corporate Apparel	\$141.66		
5/2/2018	356,342	PMTRX00011473	Purchases	5030218	Randy's Rugged Wear	\$151.43		

Totals:			Account:	675-7002-051		Ending Balance		
Description:			Uniforms - Meter Shop	\$2,418.23		\$2,418.23	\$2,422.41	\$4.18
System:	DETAILED TRIAL B 9/24/2018	12:01:21 PM	Page:	353	User Date:	9/24/2018	User ID:	skampsen

Totals:			Account:	675-7002-056		Ending Balance		
Description:			Uniforms - Meter Shop	\$0.00		\$1,921.40	\$1,921.40	\$0.00
Account:	675-7002-056			Beginning Balance:	\$0.00			
Trx Date	Jrnl No.	Orig. Audit Trail	Distribution Reference	Orig. Master Number	Orig. Master Name		Debit	Credit
2/15/2018	352,579	PMTRX00011390	Purchases	21418	Randy's Rugged Wear	\$68.00		
2/28/2018	353,001	PMTRX00011398	Purchases	523630	Wildman Corporate Apparel	\$72.24		
3/17/2018	354,514	PMTRX00011427	Purchases	31902018	Randy's Rugged Wear	\$819.40		
3/21/2018	354,089	PMTRX00011421	Purchases	528278	Wildman Corporate Apparel	\$421.82		
5/2/2018	356,342	PMTRX00011473	Purchases	5030218	Randy's Rugged Wear	\$455.94		
6/15/2018	358,500	PMTRX00011526	Purchases	6141518	Randy's Rugged Wear	\$84.00		

Totals:			Account:	675-7003-052		Ending Balance		
Description:			Uniforms - Account Service	\$0.00		\$0.00	\$95.27	\$0.00
Account:	675-7003-052			Beginning Balance:	\$0.00			
Trx Date	Jrnl No.	Orig. Audit Trail	Distribution Reference	Orig. Master Number	Orig. Master Name		Debit	Credit
2/15/2018	352,412	PMTRX00011387	Purchases	520703	Wildman Corporate Apparel	\$95.27		

2/19/2018	352,410	PMTRX00011387	Purchases	521210	Wildman Corporate Apparel	\$98.24			
2/19/2018	352,413	PMTRX00011387	Purchases	521209	Wildman Corporate Apparel	\$31.29			
2/19/2018	352,647	PMTRX00011391	Purchases	521208	Wildman Corporate Apparel	\$56.12			
2/21/2018	352,781	PMTRX00011395	Purchases	521835	Wildman Corporate Apparel	\$19.96			
2/21/2018	352,782	PMTRX00011395	Purchases	521772	Wildman Corporate Apparel	\$72.16			
2/23/2018	352,646	PMTRX00011391	Purchases	522336	Wildman Corporate Apparel	\$108.24			
2/27/2018	352,648	PMTRX00011391	Purchases	523070	Wildman Corporate Apparel	\$104.01			
3/13/2018	353,491	PMTRX00011410	Purchases	526166	Wildman Corporate Apparel	\$95.87			
			Totals:	Account:	675-7003-052	Net Change	Ending Balance		
Account:	675-8000-074		Description:	Uniforms - Bookkeeping/Accounting	Beginning Balance:	\$681.16	\$681.16	\$0.00	
Trx Date	Jrnl No.	Orig. Audit Trail	Distribution Reference	Orig. Master Number	Orig. Master Name		Debit	Credit	
2/15/2018	352,411	PMTRX00011387	Purchases	520702	Wildman Corporate Apparel		\$56.98		
6/13/2018	358,076	PMTRX00011516	Purchases	549511	Wildman Corporate Apparel		\$105.00		
6/13/2018	358,077	PMTRX00011516	Purchases	549507	Wildman Corporate Apparel		\$105.00		
			Totals:	Account:	675-8000-074	Net Change	Ending Balance		
Account:	675-8000-076		Description:	Misc Exp - BOC	Beginning Balance:	\$266.98	\$266.98	\$0.00	
Trx Date	Jrnl No.	Orig. Audit Trail	Distribution Reference	Orig. Master Number	Orig. Master Name		Debit	Credit	
1/14/2018	350,776	PMTRX00011347	Purchases	4413130 1/18	Cincinnati Bell		\$67.79		
2/7/2018	351,901	PMTRX00011375	Purchases	TA57368	Trophy Awards Mfg., Inc.		\$111.50		
2/14/2018	352,263	PMTRX00011384	Purchases	4413130 1/9	Cincinnati Bell		\$67.79		
3/14/2018	353,610	PMTRX00011412	Purchases	4413130 1/6	Cincinnati Bell		\$67.76		
4/14/2018	355,361	PMTRX00011452	Purchases	4413130 2/9	Cincinnati Bell		\$67.69		
5/14/2018	356,586	PMTRX00011480	Purchases	4413130 5/18	Cincinnati Bell		\$67.69		
6/14/2018	357,942	PMTRX00011513	Purchases	4413130 1/3	Cincinnati Bell		\$67.69		
			Totals:	Account:	675-8000-076	Net Change	Ending Balance		
Account:	675-8000-079		Description:	Miscellaneous Expenses	Beginning Balance:	\$517.91	\$517.91	\$0.00	
Trx Date	Jrnl No.	Orig. Audit Trail	Distribution Reference	Orig. Master Number	Orig. Master Name		Debit	Credit	
1/1/2018	352,138	GLREV00045720					\$492.00		
1/4/2018	349,728	CMTRX00008263	Bank Transaction Entry	DAJ000038304			\$1.59		
1/4/2018	349,728	CMTRX00008263	Bank Transaction Entry	DAJ000038304				\$0.48	
1/5/2018	350,421	CMTRX00008270	Bank Transaction Entry	RCT000038363			\$10.01		
1/12/2018	350,346	PMTRX00011335	Purchases	REFUND CREDIT 01/18	Bradford, Jennifer		\$126.44		
1/12/2018	350,347	PMTRX00011335	Purchases	REFUND CREDIT 01/18	Chain, Ray		\$126.64		
1/12/2018	350,351	PMTRX00011335	Purchases	REFUND CREDIT 01/18	Dzurilla, David		\$88.87		
1/12/2018	350,358	PMTRX00011335	Purchases	REFUND CREDIT 01/18	Hoida, Tracy		\$64.17		
1/12/2018	350,454	PMTRX00011338	Purchases	REFUND CREDIT 01/18	McVay, Roy		\$91.85		
1/12/2018	350,455	PMTRX00011338	Purchases	REFUND CREDIT 01/18	Middleton, Thomas		\$72.35		
1/12/2018	350,461	PMTRX00011338	Purchases	REFUND CREDIT 01/18	Parker, Rebecca		\$28.20		
1/12/2018	350,464	PMTRX00011338	Purchases	REFUND CREDIT 01/18	Precision Contracting Inc.		\$70.56		
1/12/2018	350,466	PMTRX00011338	Purchases	REFUND CREDIT 01/18	Russell, Eric		\$49.08		
1/12/2018	350,469	PMTRX00011338	Purchases	REFUND CREDIT 01/18	Sanchez, Stephanie		\$2.08		
1/12/2018	350,473	PMTRX00011338	Purchases	REFUND CREDIT 01/18	Tubesing, Kate		\$100.88		
1/12/2018	361,053	GLTRX00046844						\$821.12	
1/16/2018	350,584	PMTRX00011344	Purchases	REFUND CREDIT 01/18	Baumgardner, Ashley		\$131.82		
1/16/2018	350,588	PMTRX00011344	Purchases	REFUND CREDIT 01/18	Gabel, Richard		\$375.92		
1/18/2018	350,587	PMTRX00011344	Purchases	REFUND CREDIT 01/18	Ellerman, Paige		\$228.32		
1/19/2018	350,594	PMTRX00011344	Purchases	REFUND CREDIT 01/18	Nielander, Jennie		\$280.00		
System:	DETAILED TRIAL B 9/24/2018		12:01:21 PM	Page:	354	User Date:	9/24/2018	User ID:	skampsen
N Ky Water District									
1/19/2018	351,109	PMTRX00011355	Purchases	902289	Lowe's		\$141.55		
1/19/2018	351,110	PMTRX00011355	Purchases	938151	Lowe's			\$141.55	
1/22/2018	350,872	PMTRX00011350	Purchases	REFUND CREDIT 01/18	Morris, Linda		\$94.27		
1/24/2018	350,711	CMTRX00008276	Bank Transaction Entry	DAJ000038402			\$0.07		
1/29/2018	351,188	PMTRX00011359	Purchases	REFUND CREDIT 01/18	Auxter, Valerie		\$126.63		
1/29/2018	351,189	PMTRX00011359	Purchases	REFUND CREDIT 01/18	Baehr, Emily		\$10.80		
1/29/2018	351,192	PMTRX00011359	Purchases	REFUND CREDIT 01/18	Blue Tide Partners		\$75.60		

1/29/2018	351,195	PMTRX00011359	Purchases	REFUND CREDIT 01/18	Cain, Lisa	\$115.88	
1/29/2018	351,206	PMTRX00011359	Purchases	REFUND CREDIT 01/18	Corbin, Sharlene	\$3.17	
1/29/2018	351,212	PMTRX00011359	Purchases	REFUND CREDIT 01/18	Gould, Lawrence	\$119.22	
1/29/2018	351,245	PMTRX00011360	Purchases	REFUND CREDIT 01/18	Ionna, Michael	\$34.47	
1/29/2018	351,246	PMTRX00011360	Purchases	REFUND CREDIT 01/18	Jacoby, Karl	\$108.35	
1/29/2018	351,263	PMTRX00011360	Purchases	REFUND CREDIT 01/18	Merrell, Robyn	\$56.06	
1/29/2018	351,264	PMTRX00011360	Purchases	REFUND CREDIT 01/18	Moore, Sandra	\$126.59	
1/29/2018	351,265	PMTRX00011360	Purchases	REFUND CREDIT 01/18	Moster, Thomas	\$64.94	
1/29/2018	351,266	PMTRX00011360	Purchases	REFUND CREDIT 01/18	Opp, Patricia	\$86.76	
1/29/2018	351,276	PMTRX00011360	Purchases	REFUND CREDIT 01/18	Polston, Derick	\$39.85	
1/29/2018	351,281	PMTRX00011360	Purchases	REFUND CREDIT	Riddle, David	\$51.46	
1/29/2018	351,283	PMTRX00011360	Purchases	REFUND CREDIT 01/18	Roark, Mary	\$87.74	
1/29/2018	351,288	PMTRX00011360	Purchases	REFUND CREDIT 01/18	Shaw, Shawn	\$3.96	
1/29/2018	351,289	PMTRX00011360	Purchases	REFUND CREDIT 01/18	Sholler, Erin	\$125.43	
1/29/2018	351,312	PMTRX00011361	Purchases	REFUND CREDIT 01/18	Towels, James	\$60.74	
1/29/2018	351,315	PMTRX00011361	Purchases	REFUND CREDIT 01/18	Wilson, Laverne	\$31.43	
1/29/2018	361,054	GLTRX00046844					\$1,329.09
1/30/2018	350,990	PMTRX00011353	Purchases	REFUND CREDIT 01/18	Bachman, Diana	\$3,806.55	
1/30/2018	351,522	PMTRX00011364	Purchases	REFUND CREDIT 01/18	Kathman, David	\$131.77	
1/30/2018	361,072	GLTRX00046846					\$5,088.50
2/1/2018	351,677	PMTRX00011371	Purchases	REFUND CREDIT 01/18.	Polston, Derick	\$39.86	
2/2/2018	351,220	CMTRX00008291	Bank Transaction Entry	DAJ000038505		\$47.22	
2/2/2018	351,220	CMTRX00008291	Bank Transaction Entry	DAJ000038505		\$0.01	
2/6/2018	351,500	PMVVR00001362	Purchases	REFUND CREDIT 12/17	Bunch, Edgar		\$126.65
2/6/2018	351,652	PMTRX00011370	Purchases	REFUND CREDIT 02/18	Prowellness Chiropratic	\$197.19	
2/7/2018	351,627	PMTRX00011369	Purchases	REFUND CREDIT 02/18	Inman, Kristen	\$255.92	
2/9/2018	351,667	PMVVR00001365	Purchases	REFUND CREDIT 01/18	Polston, Derick		\$39.85
2/14/2018	351,991	PMTRX00011378	Purchases	REFUND CREDIT 02/18	Cope, Nicholas	\$107.98	
2/19/2018	352,008	PMTRX00011378	Purchases	5630	Sheriff Mike Janson	\$70.00	
2/19/2018	352,009	PMTRX00011378	Purchases	5632	Sheriff Mike Janson	\$70.00	
2/19/2018	352,010	PMTRX00011378	Purchases	28792	Sheriff Mike Janson	\$70.00	
2/19/2018	352,011	PMTRX00011378	Purchases	28791	Sheriff Mike Janson	\$70.00	
2/21/2018	352,434	CMTRX00008310	Bank Transaction Entry	RCT000038662		\$16.00	
2/23/2018	352,377	CMTRX00008308	Bank Transaction Entry	DAJ000038648			\$0.07
2/26/2018	352,531	PMTRX00011390	Purchases	REFUND CREDIT 02/18	Ashley, John	\$85.53	
2/26/2018	352,532	PMTRX00011390	Purchases	REFUND CREDIT 02/18	Belser, Tonya	\$126.96	
2/26/2018	352,534	PMTRX00011390	Purchases	REFUND CREDIT 02/18	Coyle, Ron	\$114.31	
2/26/2018	352,537	PMTRX00011390	Purchases	REFUND CREDIT 02/18	Daniels, Amy	\$36.48	
2/26/2018	352,538	PMTRX00011390	Purchases	REFUND CREDIT 02/18	Denton, Lucinda	\$19.73	
2/26/2018	352,553	PMTRX00011390	Purchases	REFUND CREDIT 02/18	Field, Charlotte	\$266.23	
2/26/2018	352,554	PMTRX00011390	Purchases	REFUND CREDIT 02/18	Fisher, Jerry	\$61.19	
2/26/2018	352,555	PMTRX00011390	Purchases	REFUND CREDIT 02/18	Fricke, Cody	\$33.07	
2/26/2018	352,564	PMTRX00011390	Purchases	REFUND CREDIT 02/18	Leighton, Shawn	\$15.07	
2/26/2018	352,569	PMTRX00011390	Purchases	REFUND CREDIT 02/18	Lukacevic, Cynthia	\$126.68	
2/26/2018	352,571	PMTRX00011390	Purchases	REFUND CREDIT 02/18	Lynn, Jamie	\$40.38	
2/26/2018	352,573	PMTRX00011390	Purchases	REFUND CREDIT 02/18	Merman, Eric	\$126.22	
2/26/2018	352,574	PMTRX00011390	Purchases	REFUND CREDIT 02/18	Ooten, Tina	\$75.09	
2/26/2018	352,577	PMTRX00011390	Purchases	REFUND CREDIT 02/18	Powell, Kimberly	\$77.98	
2/26/2018	352,582	PMTRX00011390	Purchases	REFUND CREDIT 02/18	Spencer Dustin	\$51.85	
2/26/2018	352,590	PMTRX00011390	Purchases	REFUND CREDIT 02/18	Werner, Jennifer	\$88.89	
2/26/2018	361,055	GLTRX00046844					\$1,079.43
2/28/2018	352,623	PMTRX00011391	Purchases	REFUND CREDIT 02/18	Hampton, David	\$131.77	
2/28/2018	352,960	CMTRX00008320	Bank Transaction Entry	DAJ000038741		\$0.10	
2/28/2018	352,961	CMTRX00008321	Bank Transaction Entry	DAJ000038742		\$0.20	
2/28/2018	352,962	CMTRX00008322	Bank Transaction Entry	IAJ000038743			\$0.40
2/28/2018	361,073	GLTRX00046846					\$959.09
3/1/2018	352,596	CMTRX00008313	Bank Transaction Entry	DAJ000038672		\$0.15	
3/1/2018	352,775	PMTRX00011395	Purchases	REFUND CREDIT 03/18	Staley, Gerald	\$587.37	
3/1/2018	353,170	PMTRX00011403	Purchases	56415562	Complete Recovery Services, Inc.	\$39.86	

3/1/2018	353,677	PMTRX00011415	Purchases	43692	Charles L. Korzenborn	\$530.00	
3/1/2018	353,678	PMTRX00011415	Purchases	43694	Charles L. Korzenborn	\$530.00	
3/1/2018	353,679	PMTRX00011415	Purchases	43695	Charles L. Korzenborn	\$530.00	
3/1/2018	353,680	PMTRX00011415	Purchases	43693	Charles L. Korzenborn	\$530.00	
3/1/2018	353,681	PMTRX00011415	Purchases	43686	Charles L. Korzenborn	\$530.00	
3/1/2018	353,682	PMTRX00011415	Purchases	43689	Charles L. Korzenborn	\$530.00	
3/1/2018	353,683	PMTRX00011415	Purchases	43690	Charles L. Korzenborn	\$530.00	
3/1/2018	353,684	PMTRX00011415	Purchases	43691	Charles L. Korzenborn	\$530.00	
System:	DETAILED TRIAL B 9/24/2018	12:01:21 PM	Page:	355	User Date:	9/24/2018	User ID: skampsen
N Ky Water District							
3/1/2018	353,685	PMTRX00011415	Purchases	43684	Charles L. Korzenborn	\$530.00	
3/1/2018	353,686	PMTRX00011415	Purchases	43685	Charles L. Korzenborn	\$530.00	
3/1/2018	353,687	PMTRX00011415	Purchases	6742	Charles L. Korzenborn	\$530.00	
3/1/2018	353,688	PMTRX00011415	Purchases	6743	Charles L. Korzenborn	\$530.00	
3/1/2018	353,689	PMTRX00011415	Purchases	6745	Charles L. Korzenborn	\$530.00	
3/1/2018	353,690	PMTRX00011416	Purchases	43683	Charles L. Korzenborn	\$530.00	
3/1/2018	353,691	PMTRX00011416	Purchases	43682	Charles L. Korzenborn	\$530.00	
3/1/2018	353,692	PMTRX00011416	Purchases	50529	Charles L. Korzenborn	\$530.00	
3/1/2018	353,693	PMTRX00011416	Purchases	43696	Charles L. Korzenborn	\$530.00	
3/1/2018	353,694	PMTRX00011416	Purchases	8887	Charles L. Korzenborn	\$530.00	
3/1/2018	353,695	PMTRX00011416	Purchases	6744	Charles L. Korzenborn	\$530.00	
3/1/2018	354,395	CMTRX00008351	Bank Transaction Entry	IAJ000038959			\$1,630.45
3/5/2018	353,199	PMTRX00011403	Purchases	REFUND CREDIT 03/18		\$3.81	
3/9/2018	353,167	PMVVR00001371	Purchases	REFUND CREDIT 01/18.	Kiger, Michael		\$39.86
3/12/2018	353,298	PMTRX00011406	Purchases	REFUND CREDIT 03/18	Polston, Derrick		
3/16/2018	353,621	PMTRX00011412	Purchases	REFUND CREDIT 03/18	Barzee, Edward	\$680.16	
3/19/2018	353,696	PMTRX00011416	Purchases	REFUND CREDIT 03/18	Drifmeyer, Jeff	\$49.36	
3/21/2018	353,962	PMTRX00011419	Purchases	REFUND CREDIT 03/18	Lonneman, Patrick	\$87.16	
3/21/2018	353,965	PMTRX00011419	Purchases	REFUND CREDIT 03/18	Baldwin, Sharon	\$8.11	
3/21/2018	353,968	PMTRX00011419	Purchases	REFUND CREDIT 03/18	Brummett, Amanda	\$127.09	
3/21/2018	353,969	PMTRX00011419	Purchases	REFUND CREDIT 03/16	Devan-Moss, Sylvia	\$83.85	
3/21/2018	353,970	PMTRX00011419	Purchases	REFUND CREDIT 03/18	Edmondson, Renee	\$9.32	
3/21/2018	353,971	PMTRX00011419	Purchases	REFUND CREDIT 03/18	Eleazarrazar, Anthony	\$105.30	
3/21/2018	353,972	PMTRX00011419	Purchases	REFUND CREDIT 03/18	Ewing, Pat	\$56.44	
3/21/2018	353,973	PMTRX00011419	Purchases	REFUND CREDIT 03/18	Farrell, Scott	\$1.61	
3/21/2018	353,974	PMTRX00011419	Purchases	REFUND CREDIT 03/18	Gibson, Daniel	\$33.62	
3/21/2018	353,975	PMTRX00011419	Purchases	REFUND CREDIT 03/18	Gulla, Jeffrey	\$61.70	
3/21/2018	353,976	PMTRX00011419	Purchases	REFUND CREDIT 03/18	Hoffmeier, Tiffany	\$10.37	
3/21/2018	353,977	PMTRX00011419	Purchases	REFUND CREDIT 03/18	Hollingsworth, Tina	\$52.88	
3/21/2018	353,978	PMTRX00011419	Purchases	REFUND CREDIT 03/18	Hoskinds, Natasha	\$7.21	
3/21/2018	353,979	PMTRX00011419	Purchases	REFUND CREDIT 03/18	Hunt, Alissa	\$16.19	
3/21/2018	353,980	PMTRX00011419	Purchases	REFUND CREDIT 03/18	Keller, Rhonda	\$63.82	
3/21/2018	353,981	PMTRX00011419	Purchases	REFUND CREDIT 03/18	Klosterman, Stacy	\$71.44	
3/21/2018	353,982	PMTRX00011419	Purchases	REFUND CREDIT 03/18	Kranjcevic, Thomas	\$15.02	
3/21/2018	353,983	PMTRX00011419	Purchases	REFUND CREDIT 03/18	Larusch, Kimberly	\$73.03	
3/21/2018	353,985	PMTRX00011419	Purchases	REFUND CREDIT 03/18	Martin, Bernadette	\$27.92	
3/21/2018	353,986	PMTRX00011419	Purchases	REFUND CREDIT 03/18	Ramey, Shannon	\$14.04	
3/21/2018	353,987	PMTRX00011419	Purchases	REFUND CREDIT 03/18	Scott, Don	\$34.43	
3/21/2018	353,988	PMTRX00011419	Purchases	REFUND CREDIT 03/18	Specht, Bob	\$59.50	
3/21/2018	353,990	PMTRX00011419	Purchases	REFUND CREDIT 03/18	Taulbee, Matthew	\$126.22	
3/21/2018	353,991	PMTRX00011419	Purchases	REFUND CREDIT 03/18	Townsend, Randy	\$126.14	
3/21/2018	353,992	PMTRX00011419	Purchases	REFUND CREDIT 03/18	Trumbull, Ruth	\$40.08	
3/21/2018	353,993	PMTRX00011419	Purchases	REFUND CREDIT 03/18	Turner, Daniel	\$126.65	
3/21/2018	354,481	PMTRX00011426	Purchases	REFUND CREDIT 03/18.	Williams, Anna	\$126.67	
3/21/2018	361,056	GLTRX00046844		REFUND CREDIT 03/18.	Taulbee, Matthew	\$27.29	\$1,478.65
3/23/2018	353,779	CMTRX00008338	Bank Transaction Entry	DAJ000038846		\$0.02	
3/27/2018	354,439	PMTRX00011426	Purchases	REFUND CREDIT 03/18	McMullen, Mac	\$1,296.00	
3/28/2018	354,048	PMVVR00001374	Purchases	REFUND CREDIT 02/18	Ooten, Tina		\$75.09
3/28/2018	361,074	GLTRX00046846					\$2,731.15

4/4/2018	354,318	CMTRX00008348	Bank Transaction Entry	DAJ000038927		\$0.10	
4/5/2018	354,529	PMTRX00011429	Purchases	REFUND CREDIT 04/18	Cornett, Hansford	\$275.53	
4/6/2018	354,820	PMTRX00011438	Purchases	REFUND CREDIT 04/18	Chance, Lee	\$127.13	
4/6/2018	354,821	PMTRX00011438	Purchases	REFUND CREDIT 04/18	Chance, Lee	\$159.22	
4/6/2018	354,822	PMTRX00011438	Purchases	REFUND CREDIT 04/18	Garcia, Nolberto	\$41.16	
4/6/2018	354,823	PMTRX00011438	Purchases	REFUND CREDIT 04/18	Gastenveld, Joseph	\$1.43	
4/6/2018	354,824	PMTRX00011438	Purchases	REFUND CREDIT 04/18	Grizovic, Martin	\$71.67	
4/6/2018	354,825	PMTRX00011438	Purchases	REFUND CREDIT 04/18	Hammond, David	\$100.90	
4/6/2018	354,826	PMTRX00011438	Purchases	REFUND CREDIT 04/18	Hennessey, Brian	\$5.22	
4/6/2018	354,827	PMTRX00011438	Purchases	REFUND CREDIT 04/18	Muck Properties, LLC	\$12.39	
4/6/2018	354,828	PMTRX00011438	Purchases	REFUND CREDIT 04/18	Necessary, Ben	\$69.10	
4/6/2018	354,829	PMTRX00011438	Purchases	REFUND CREDIT 04/18	Patton, Morgan	\$34.88	
4/6/2018	354,830	PMTRX00011438	Purchases	REFUND CREDIT 04/18	Roser, Christopher	\$53.91	
4/6/2018	354,831	PMTRX00011438	Purchases	REFUND CREDIT 04/18	Smith, Mitchell	\$92.74	
4/6/2018	354,832	PMTRX00011438	Purchases	REFUND CREDIT 04/18	Sodaro, Deven	\$4.62	
4/6/2018	354,833	PMTRX00011438	Purchases	REFUND CREDIT 04/18	Taylor, Elizabeth	\$11.68	
4/6/2018	354,834	PMTRX00011438	Purchases	REFUND CREDIT 04/18	Thomas, Allison	\$2.10	
4/6/2018	354,835	PMTRX00011438	Purchases	REFUND CREDIT 04/18	Thoroughbred LLC	\$125.87	
4/6/2018	354,836	PMTRX00011438	Purchases	REFUND CREDIT 04/18	Westbrook, Miranda	\$71.49	
4/6/2018	354,837	PMTRX00011438	Purchases	REFUND CREDIT 04/18	Williams, Michael	\$43.29	
4/6/2018	354,838	PMTRX00011438	Purchases	REFUND CREDIT 04/18	Woollum, Rex	\$91.76	
4/6/2018	361,057	GLTRX00046844					\$961.34
4/11/2018	354,839	PMTRX00011438	Purchases	REFUND CREDIT 04/18	Cade, Brett	\$1,493.97	
4/11/2018	354,840	PMTRX00011438	Purchases	REFUND CREDIT 04/18	Wesley, Robin	\$540.45	
4/12/2018	354,982	CMTRX00008361	Bank Transaction Entry	RCT000039028		\$10.00	
System:	DETAILED TRIAL B 9/24/2018	12:01:21 PM	Page:	356	User Date:	9/24/2018	User ID: skampsen
N Ky Water District							
4/17/2018	355,407	PMTRX00011453	Purchases	REFUND CREDIT 04/18	Gabel, Richard	\$158.80	
4/24/2018	355,617	CMTRX00008371	Bank Transaction Entry	RCT000039092		\$20.00	
4/25/2018	355,321	CMTRX00008369	Bank Transaction Entry	DAJ000039076			\$0.02
4/26/2018	355,548	PMTRX00011456	Purchases	REFUND CREDIT 04/18	Aker, Octavian	\$15.59	
4/26/2018	355,549	PMTRX00011456	Purchases	REFUND CREDIT 04/18	Allender, Jerry	\$59.34	
4/26/2018	355,550	PMTRX00011456	Purchases	REFUND CREDIT 04/18	Bellis, Mac	\$28.02	
4/26/2018	355,551	PMTRX00011456	Purchases	REFUND CREDIT 04/18	Boardman, Michelle	\$47.59	
4/26/2018	355,552	PMTRX00011456	Purchases	REFUND CREDIT 04/18	Champagne, Amber	\$43.03	
4/26/2018	355,553	PMTRX00011456	Purchases	REFUND CREDIT 04/18	Finnell, Robert	\$75.55	
4/26/2018	355,554	PMTRX00011456	Purchases	REFUND CREDIT 04/18	Gilligan, Kelli	\$6.53	
4/26/2018	355,555	PMTRX00011456	Purchases	REFUND CREDIT 04/18	Hamblin, Karissa	\$37.25	
4/26/2018	355,556	PMTRX00011456	Purchases	REFUND CREDIT 04/18	Harper, Mitzi	\$22.40	
4/26/2018	355,557	PMTRX00011456	Purchases	REFUND CREDIT 04/18	Hensley, Loretta	\$42.27	
4/26/2018	355,558	PMTRX00011456	Purchases	REFUND CREDIT 04/18	Hodge, Ruby	\$96.35	
4/26/2018	355,559	PMTRX00011456	Purchases	REFUND CREDIT 04/18	Isaac, Mallory	\$23.05	
4/26/2018	355,560	PMTRX00011456	Purchases	REFUND CREDIT 04/18	Kleem, Kevin	\$58.57	
4/26/2018	355,561	PMTRX00011456	Purchases	REFUND CREDIT 04/18	Mann, Odell	\$40.50	
4/26/2018	355,562	PMTRX00011456	Purchases	REFUND CREDIT 04/18	Martin, David	\$36.45	
4/26/2018	355,563	PMTRX00011456	Purchases	REFUND CREDIT 04/18	Morrison, Maureen	\$110.01	
4/26/2018	355,564	PMTRX00011456	Purchases	REFUND CREDIT 04/18	Nienaber-Chalfant, Josephine	\$126.72	
4/26/2018	355,565	PMTRX00011456	Purchases	REFUND CREDIT 04/18	Pauley, Adam	\$56.88	
4/26/2018	355,566	PMTRX00011456	Purchases	REFUND CREDIT 04/18	Smith, Michelle	\$65.25	
4/26/2018	355,567	PMTRX00011456	Purchases	REFUND CREDIT 04/18	Sutterfield, Jeff	\$47.76	
4/26/2018	355,568	PMTRX00011456	Purchases	REFUND CREDIT 04/18	Wadsworth, Lindsay	\$126.80	
4/26/2018	355,569	PMTRX00011456	Purchases	REFUND CREDIT 04/18	Watt, Chad	\$46.00	
4/26/2018	355,570	PMTRX00011456	Purchases	REFUND CREDIT 04/18	Wolfe, Christopher	\$87.80	
4/26/2018	355,571	PMTRX00011456	Purchases	REFUND CREDIT 04/18	Younger, Ruby	\$61.56	
4/26/2018	355,747	PMTRX00011460	Purchases	REFUND CREDIT 04/18	C Banks Properties	\$126.94	
4/26/2018	355,748	PMTRX00011460	Purchases	REFUND CREDIT 04/18	C Banks Properties	\$193.60	
4/26/2018	355,829	PMTRX00011461	Purchases	REFUND CREDIT 04/18	Murphy, Michael	\$127.15	
4/26/2018	355,830	PMTRX00011461	Purchases	REFUND CREDIT 04/18	Murphy, Michael	\$8.04	
4/26/2018	361,058	GLTRX00046844					\$1,296.16

4/27/2018	355,783	PMTRX00011460	Purchases	REFUND CREDIT 04/18	Gastright, Chris	\$2,572.96		
4/27/2018	361,075	GLTRX00046846					\$5,721.77	
5/1/2018	355,764	PMTRX00011460	Purchases	REFUND CREDIT 04/18	Crowley, Michele	\$77.98		
5/17/2018	356,389	PMTRX00011475	Purchases	REFUND CREDIT 05/18	King, Robert	\$108.44		
5/21/2018	356,682	PMTRX00011481	Purchases	REFUND CREDIT 05/18	White, Kevin	\$480.96		
5/23/2018	356,581	PMTRX00011480	Purchases	REFUND CREDIT 05/18	Chu, Johnny	\$728.13		
5/23/2018	356,597	PMTRX00011480	Purchases	REFUND CREDIT 05/18	Deangelis, Jamie	\$725.01		
5/25/2018	356,767	PMTRX00011484	Purchases	REFUND CREDIT 05/18	Anderson, James	\$74.82		
5/25/2018	356,770	PMTRX00011484	Purchases	REFUND CREDIT 05/18	Bay, Tabbatha	\$2.06		
5/25/2018	356,771	PMTRX00011484	Purchases	REFUND CREDIT 05/18	Beck, Eric	\$127.35		
5/25/2018	356,772	PMTRX00011484	Purchases	REFUND CREDIT 05/18	Birindelli, Jay	\$11.76		
5/25/2018	356,774	PMTRX00011484	Purchases	REFUND CREDIT 05/18	Burnett, Tom	\$90.42		
5/25/2018	356,775	PMTRX00011484	Purchases	REFUND CREDIT 05/18	Cloud, B	\$92.50		
5/25/2018	356,776	PMTRX00011484	Purchases	REFUND CREDIT 05/18	Cotton, Zach	\$78.47		
5/25/2018	356,777	PMTRX00011484	Purchases	REFUND CREDIT 05/18	Cross, Sarah	\$87.49		
5/25/2018	356,778	PMTRX00011484	Purchases	REFUND CREDIT 05/18	Dockery, Shannon	\$51.09		
5/25/2018	356,779	PMTRX00011484	Purchases	REFUND CREDIT 05/18	Edmonson, Carl	\$23.04		
5/25/2018	356,780	PMTRX00011484	Purchases	REFUND CREDIT 05/18	Fogelman, Paula	\$57.29		
5/25/2018	356,782	PMTRX00011484	Purchases	REFUND CREDIT 05/18	Gossett, Tiffany	\$6.73		
5/25/2018	356,783	PMTRX00011484	Purchases	REFUND CREDIT 05/18	Hermann, Daniel	\$13.41		
5/25/2018	356,785	PMTRX00011484	Purchases	REFUND CREDIT 05/18	Hill, Dallas	\$48.18		
5/25/2018	356,788	PMTRX00011484	Purchases	REFUND CREDIT 05/18	Johnson, Betty	\$47.06		
5/25/2018	356,789	PMTRX00011484	Purchases	REFUND CREDIT 05/18	Klein, Ben	\$64.61		
5/25/2018	356,790	PMTRX00011484	Purchases	REFUND CREDIT 05/18	Ly Lo	\$7.07		
5/25/2018	356,792	PMTRX00011484	Purchases	REFUND CREDIT 05/18	Mitchusson, Tim	\$104.04		
5/25/2018	356,793	PMTRX00011484	Purchases	REFUND CREDIT 05/18	Neimeister, Tara	\$16.19		
5/25/2018	356,794	PMTRX00011484	Purchases	REFUND CREDIT 04/18	Piercefield, Ramona	\$89.66		
5/25/2018	356,795	PMTRX00011484	Purchases	REFUND CREDIT 05/18	Poole, Denzel	\$50.33		
5/25/2018	356,801	PMTRX00011484	Purchases	REFUND CREDIT 05/18	Wilmink, Krista	\$57.70		
5/25/2018	356,940	CMTRX00008401	Bank Transaction Entry	RCT000039319			\$530.00	
5/25/2018	361,059	GLTRX00046844					\$1,150.94	
5/25/2018	361,060	GLTRX00046844					\$50.33	
5/29/2018	356,766	PMTRX00011484	Purchases	DAMAGES 05/18	Lord, Marilyn	\$75.00		
5/29/2018	356,811	PMTRX00011485	Purchases	REFUND CREDIT 05/18	Brown, Mark	\$170.22		
5/29/2018	361,076	GLTRX00046846					\$2,290.74	
6/1/2018	358,087	PMTRX00011516	Purchases	REFUND CREDIT 03/18.	Drifmeyer, Jeff	\$49.36		
6/4/2018	357,019	CMTRX00008405	Bank Transaction Entry	DAJ000039344			\$0.03	
6/5/2018	357,109	PMVVR00001382	Purchases	REFUND CREDIT 05/18	Johnson, Betty		\$47.06	
6/5/2018	357,277	PMTRX00011495	Purchases	REFUND CREDIT 06/18	Kucharski, Sarah	\$211.48		
6/5/2018	357,324	PMTRX00011497	Purchases	REFUND CREDIT 06/18	Snodgrass, Susan	\$134.64		
6/5/2018	357,551	CMTRX00008410	Bank Transaction Entry	RCT000039414		\$17.25		
6/6/2018	357,558	CMTRX00008411	Bank Transaction Entry	RCT000039421			\$2.00	
System:	DETAILED TRIAL B 9/24/2018	12:01:21 PM	Page:	357	User Date:	9/24/2018	User ID:	skampsen
N Ky Water District								
6/7/2018	358,873	CMTRX00008435	Bank Transaction Entry	IAJ000039597			\$20.26	
6/11/2018	357,580	CMTRX00008414	Bank Transaction Entry	RCT000039443		\$5.98		
6/15/2018	357,877	CMTRX00008419	Bank Transaction Entry	RCT000039474		\$20.00		
6/15/2018	358,490	PMTRX00011526	Purchases	REFUND CREDIT 06/18	Ketola, Harold	\$188.12		
6/18/2018	358,441	PMTRX00011526	Purchases	REFUND CREDIT 06/18	Barry, Susan	\$60.78		
6/19/2018	357,930	PMTRX00011513	Purchases	REFUND CREDIT 06/18	Baker, Ami	\$29.69		
6/19/2018	357,932	PMTRX00011513	Purchases	REFUND CREDIT 06/18	Bias, Richard	\$6.79		
6/19/2018	357,955	PMTRX00011513	Purchases	REFUND CREDIT 06/18	Coman, Jean	\$24.57		
6/19/2018	357,976	PMTRX00011514	Purchases	REFUND CREDIT 06/18	Grischy, Gregory	\$125.15		
6/19/2018	357,979	PMTRX00011514	Purchases	REFUND CREDIT 06/18	Hammons, Mike	\$62.89		
6/19/2018	357,982	PMTRX00011514	Purchases	REFUND CREDIT 06/18	Hilgefert, Alexandra	\$93.20		
6/19/2018	357,985	PMTRX00011514	Purchases	REFUND CREDIT 06/18	Huff, Walter	\$69.56		
6/19/2018	357,992	PMTRX00011515	Purchases	REFUND CREDIT 06/18	Johnson, Ian	\$87.97		
6/19/2018	358,003	PMTRX00011515	Purchases	REFUND CREDIT 06/18	Lucas, Chelsea	\$31.98		
6/19/2018	358,006	PMTRX00011515	Purchases	REFUND CREDIT 06/18	Mattingly, Cheryl	\$24.40		

6/19/2018	358,042	PMTRX00011516	Purchases	REFUND CREDIT 06/18	Phillips, Tamara	\$22.00		
6/19/2018	358,044	PMTRX00011516	Purchases	REFUND CREDIT 06/18	Rahschulte, Steve	\$7.53		
6/19/2018	358,045	PMTRX00011516	Purchases	REFUND CREDIT 06/18	Reyes, Juan	\$73.39		
6/19/2018	358,056	PMTRX00011516	Purchases	REFUND CREDIT 06/18	Schaffner, Samuel	\$127.60		
6/19/2018	358,058	PMTRX00011516	Purchases	REFUND CREDIT 06/18	Shields, Shawn	\$101.40		
6/19/2018	358,059	PMTRX00011516	Purchases	REFUND CREDIT 06/18	Skyler, Ashleigh	\$9.65		
6/19/2018	358,065	PMTRX00011516	Purchases	REFUND CREDIT 06/18	Tanner, Charles	\$127.52		
6/19/2018	358,066	PMTRX00011516	Purchases	REFUND CREDIT 06/18	Tatum, Steve	\$98.15		
6/19/2018	358,070	PMTRX00011516	Purchases	REFUND CREDIT 06/18	Turner, Lonnie	\$8.37		
6/19/2018	358,074	PMTRX00011516	Purchases	REFUND CREDIT 06/18	Weyman, Brad	\$89.40		
6/19/2018	358,078	PMTRX00011516	Purchases	REFUND CREDIT 06/18	Wolfe, Aasta	\$37.72		
6/19/2018	361,061	GLTRX00046844						\$1,258.93
6/20/2018	357,890	GLTRX00046422				\$399.85		
6/20/2018	357,891	CMTRX00008421	Bank Transaction Entry	DAJ000039483				\$0.01
6/20/2018	357,918	GLTRX00046423						\$2,663.31
6/21/2018	358,027	GLTRX00046426						\$23,900.00
6/21/2018	359,114	GLTRX00046596				\$23,900.00		
6/22/2018	358,023	PMVVR00001384	Purchases	REFUND CREDIT 03/18	Drifmeyer, Jeff			\$49.36
6/25/2018	358,403	PMTRX00011524	Purchases	REFUND CREDIT 06/18	Nehex, John Sr.	\$349.10		
6/27/2018	358,260	CMTRX00008428	Bank Transaction Entry	DAJ000039531				\$0.01
6/29/2018	358,452	PMTRX00011526	Purchases	REFUND CREDIT 06/18	Clegg, Jeffrey	\$101.22		
6/29/2018	358,460	PMTRX00011526	Purchases	REFUND CREDIT 06/18	Foundray, Jodi	\$30.24		
6/29/2018	358,461	PMTRX00011526	Purchases	REFUND CREDIT 06/18	Freeland, Jamie	\$18.77		
6/29/2018	358,487	PMTRX00011526	Purchases	REFUND CREDIT 06/18	Illg, Walter	\$66.47		
6/29/2018	358,681	PMTRX00011529	Purchases	REFUND CREDIT 06/18	Schmitz, Mindy	\$73.18		
6/29/2018	361,062	GLTRX00046844						\$216.70
6/29/2018	361,077	GLTRX00046846						\$1,066.66

Totals:				Account:	675-8080-079	Net Change	Ending Balance		
Description:				Arbitrage Rebate Penalty / Interest		\$6,280.50	\$6,280.50	\$63,047.56	\$56,767.06
Account:	675-8080-079			Description:	Beginning Balance:	\$0.00			
Trx Date	Jrnl No.	Orig. Audit Trail	Distribution Reference		Orig. Master Number	Orig. Master Name	Debit	Credit	
6/30/2018	358,998	GLTRX00046580					\$51,318.00		

Totals:				Account:	675-8080-079	Net Change	Ending Balance		
Description:				Taxes Other Than Income Taxes (Fica) -		\$51,318.00	\$51,318.00	\$51,318.00	\$0.00
Account:	699-3000-001			Description:	Beginning Balance:	\$0.00			
Trx Date	Jrnl No.	Orig. Audit Trail	Distribution Reference		Orig. Master Number	Orig. Master Name	Debit	Credit	
1/1/2018	350,098	GLREV00045444						\$1,101.43	
1/31/2018	350,716	GLTRX00045517					\$3,030.84		
1/31/2018	350,716	GLTRX00045517					\$708.82		
1/31/2018	351,498	GLTRX00045619					\$1,373.74		
2/1/2018	351,498	GLREV00045619						\$1,373.74	
2/28/2018	352,145	GLTRX00045726					\$2,796.89		
2/28/2018	352,145	GLTRX00045726					\$654.16		
2/28/2018	352,991	GLTRX00045859					\$1,377.81		
3/1/2018	352,991	GLREV00045859						\$1,377.81	
3/27/2018	353,960	GLTRX00045949					\$3,517.28		
3/27/2018	353,960	GLTRX00045949					\$822.65		
3/31/2018	354,286	GLTRX00045993					\$899.78		
4/1/2018	354,286	GLREV00045993						\$899.78	
4/30/2018	355,342	GLTRX00046110					\$2,869.51		
4/30/2018	355,342	GLTRX00046110					\$671.10		
4/30/2018	355,973	GLTRX00046191					\$1,089.09		
5/1/2018	355,973	GLREV00046191						\$1,089.09	
5/31/2018	356,535	GLTRX00046242					\$2,913.12		

System:	DETAILED TRIAL B	9/24/2018	12:01:21 PM	Page:	358	User Date:	9/24/2018	User ID:	skampsen
N Ky Water District									
5/31/2018	356,535	GLTRX00046242					\$681.29		
5/31/2018	357,113	GLTRX00046328					\$1,526.55		
6/1/2018	357,113	GLREV00046328						\$1,526.55	

6/30/2018	358,256	GLTRX00046469							\$3,704.46
6/30/2018	358,256	GLTRX00046469							\$866.36
6/30/2018	358,836	GLTRX00046547							\$905.84

Account: 699-3000-002			Totals:	Account: 699-3000-001	Net Change	Ending Balance			
Trx Date			Description:	Taxes Other Than Income Taxes(Fica) -	\$23,040.89	\$23,040.89	\$30,409.29	\$7,368.40	
Jrnl No.			Distribution Reference	Beginning Balance:	\$0.00				
Orig. Audit Trail				Orig. Master Number	Orig. Master Name		Debit	Credit	
1/1/2018	350,098	GLREV00045444						\$109.30	
1/31/2018	350,716	GLTRX00045517					\$450.38		
1/31/2018	350,716	GLTRX00045517					\$105.33		
1/31/2018	351,498	GLTRX00045619					\$152.40		
2/1/2018	351,498	GLREV00045619						\$152.40	
2/28/2018	352,145	GLTRX00045726					\$376.72		
2/28/2018	352,145	GLTRX00045726					\$88.11		
2/28/2018	352,991	GLTRX00045859					\$256.69		
3/1/2018	352,991	GLREV00045859						\$256.69	
3/27/2018	353,960	GLTRX00045949					\$578.81		
3/27/2018	353,960	GLTRX00045949					\$135.39		
3/31/2018	354,286	GLTRX00045993					\$234.45		
4/1/2018	354,286	GLREV00045993						\$234.45	
4/30/2018	355,342	GLTRX00046110					\$584.05		
4/30/2018	355,342	GLTRX00046110					\$136.61		
4/30/2018	355,973	GLTRX00046191					\$197.02		
5/1/2018	355,973	GLREV00046191						\$197.02	
5/31/2018	356,535	GLTRX00046242					\$513.73		
5/31/2018	356,535	GLTRX00046242					\$120.16		
5/31/2018	357,113	GLTRX00046328					\$264.81		
6/1/2018	357,113	GLREV00046328						\$264.81	
6/30/2018	358,256	GLTRX00046469					\$585.34		
6/30/2018	358,256	GLTRX00046469					\$136.89		
6/30/2018	358,836	GLTRX00046547					\$125.54		

Account: 699-3000-003			Totals:	Account: 699-3000-002	Net Change	Ending Balance			
Trx Date			Description:	Taxes Other Than Income Taxes - Lab	\$3,827.76	\$3,827.76	\$5,042.43	\$1,214.67	
Jrnl No.			Distribution Reference	Beginning Balance:	\$0.00				
Orig. Audit Trail				Orig. Master Number	Orig. Master Name		Debit	Credit	
1/1/2018	350,098	GLREV00045444						\$851.12	
1/31/2018	350,716	GLTRX00045517					\$2,500.38		
1/31/2018	350,716	GLTRX00045517					\$584.75		
1/31/2018	351,498	GLTRX00045619					\$1,208.55		
2/1/2018	351,498	GLREV00045619						\$1,208.55	
2/28/2018	352,145	GLTRX00045726					\$2,482.44		
2/28/2018	352,145	GLTRX00045726					\$580.55		
2/28/2018	352,991	GLTRX00045859					\$1,213.50		
3/1/2018	352,991	GLREV00045859						\$1,213.50	
3/27/2018	353,960	GLTRX00045949					\$3,125.89		
3/27/2018	353,960	GLTRX00045949					\$731.05		
3/31/2018	354,286	GLTRX00045993					\$761.01		
4/1/2018	354,286	GLREV00045993						\$761.01	
4/30/2018	355,342	GLTRX00046110					\$2,464.38		
4/30/2018	355,342	GLTRX00046110					\$576.33		
4/30/2018	355,973	GLTRX00046191					\$980.24		
5/1/2018	355,973	GLREV00046191						\$980.24	
5/31/2018	356,535	GLTRX00046242					\$2,521.00		
5/31/2018	356,535	GLTRX00046242					\$589.56		
5/31/2018	357,113	GLTRX00046328					\$1,347.74		
6/1/2018	357,113	GLREV00046328						\$1,347.74	
6/30/2018	358,256	GLTRX00046469					\$3,202.19		
6/30/2018	358,256	GLTRX00046469					\$748.88		
6/30/2018	358,836	GLTRX00046547					\$794.66		





5/31/2018	356,535	GLTRX00046242							\$1,023.72	
5/31/2018	356,535	GLTRX00046242							\$239.40	
5/31/2018	356,535	GLTRX00046242							\$884.07	
5/31/2018	356,535	GLTRX00046242							\$206.76	
5/31/2018	357,113	GLTRX00046328							\$1,044.95	
6/1/2018	357,113	GLREV00046328								\$1,044.95
6/30/2018	358,256	GLTRX00046469							\$1,285.00	
6/30/2018	358,256	GLTRX00046469							\$300.50	
6/30/2018	358,256	GLTRX00046469							\$1,361.24	
6/30/2018	358,256	GLTRX00046469							\$318.36	
6/30/2018	358,836	GLTRX00046547							\$766.01	

Account:	699-4000-020	Totals:	Account:	699-4000-001	Net Change	Ending Balance			
Trx Date	Jrnl No.	Orig. Audit Trail	Description:	Taxes Other Than Income Taxes - Inst.	Beginning Balance:	\$16,041.81	\$16,041.81	\$20,972.57	\$4,930.76
1/1/2018	350,098	GLREV00045444	Distribution Reference	Orig. Master Number	\$0.00				
1/31/2018	350,716	GLTRX00045517			Orig. Master Name			Debit	Credit
System:	DETAILED TRIAL B	9/24/2018	12:01:21 PM	Page:	360	User Date:	9/24/2018	User ID:	skampsen

N Ky Water District										
1/31/2018	350,716	GLTRX00045517							\$297.04	
1/31/2018	351,498	GLTRX00045619							\$581.53	
2/1/2018	351,498	GLREV00045619								\$581.53
2/28/2018	352,145	GLTRX00045726							\$1,177.36	
2/28/2018	352,145	GLTRX00045726							\$275.34	
2/28/2018	352,991	GLTRX00045859							\$603.13	
3/1/2018	352,991	GLREV00045859								\$603.13
3/27/2018	353,960	GLTRX00045949							\$1,492.26	
3/27/2018	353,960	GLTRX00045949							\$348.99	
3/31/2018	354,286	GLTRX00045993							\$347.03	
4/1/2018	354,286	GLREV00045993								\$347.03
4/30/2018	355,342	GLTRX00046110							\$1,157.55	
4/30/2018	355,342	GLTRX00046110							\$270.73	
4/30/2018	355,973	GLTRX00046191							\$450.76	
5/1/2018	355,973	GLREV00046191								\$450.76
5/31/2018	356,535	GLTRX00046242							\$1,143.73	
5/31/2018	356,535	GLTRX00046242							\$267.48	
5/31/2018	357,113	GLTRX00046328							\$621.80	
6/1/2018	357,113	GLREV00046328								\$621.80
6/30/2018	358,256	GLTRX00046469							\$1,433.10	
6/30/2018	358,256	GLTRX00046469							\$335.15	
6/30/2018	358,836	GLTRX00046547							\$310.03	

Account:	699-5000-030	Totals:	Account:	699-4000-020	Net Change	Ending Balance			
Trx Date	Jrnl No.	Orig. Audit Trail	Description:	FICA Engineering	Beginning Balance:	\$9,317.55	\$9,317.55	\$12,383.03	\$3,065.48
1/1/2018	350,098	GLREV00045444	Distribution Reference	Orig. Master Number	\$0.00				
1/31/2018	350,716	GLTRX00045517			Orig. Master Name			Debit	Credit
1/31/2018	350,716	GLTRX00045517						\$2,597.38	
1/31/2018	350,716	GLTRX00045517						\$607.47	
1/31/2018	350,716	GLTRX00045517						\$356.22	
1/31/2018	350,716	GLTRX00045517						\$83.31	
1/31/2018	350,716	GLTRX00045517						\$1,398.84	
1/31/2018	350,716	GLTRX00045517						\$327.15	
1/31/2018	350,716	GLTRX00045517						\$21.73	
1/31/2018	350,716	GLTRX00045517						\$5.08	
1/31/2018	350,716	GLTRX00045517						\$218.62	
1/31/2018	350,716	GLTRX00045517						\$51.12	
1/31/2018	351,498	GLTRX00045619						\$1,796.08	
2/1/2018	351,498	GLREV00045619							\$1,796.08
2/28/2018	352,145	GLTRX00045726						\$1,539.27	

2/28/2018	352,145	GLTRX00045726					\$359.97	
2/28/2018	352,145	GLTRX00045726					\$354.49	
2/28/2018	352,145	GLTRX00045726					\$82.89	
2/28/2018	352,145	GLTRX00045726					\$1,410.00	
2/28/2018	352,145	GLTRX00045726					\$329.76	
2/28/2018	352,145	GLTRX00045726					\$38.53	
2/28/2018	352,145	GLTRX00045726					\$9.03	
2/28/2018	352,145	GLTRX00045726					\$391.09	
2/28/2018	352,145	GLTRX00045726					\$91.49	
2/28/2018	352,991	GLTRX00045859					\$1,893.89	
3/1/2018	352,991	GLREV00045859						\$1,893.89
3/27/2018	353,960	GLTRX00045949					\$2,044.48	
3/27/2018	353,960	GLTRX00045949					\$478.14	
3/27/2018	353,960	GLTRX00045949					\$447.42	
3/27/2018	353,960	GLTRX00045949					\$104.63	
3/27/2018	353,960	GLTRX00045949					\$1,762.50	
3/27/2018	353,960	GLTRX00045949					\$412.20	
3/27/2018	353,960	GLTRX00045949					\$20.13	
3/27/2018	353,960	GLTRX00045949					\$4.72	
3/27/2018	353,960	GLTRX00045949					\$625.50	
3/27/2018	353,960	GLTRX00045949					\$146.30	
3/31/2018	354,286	GLTRX00045993					\$1,213.50	
4/1/2018	354,286	GLREV00045993						\$1,213.50
4/30/2018	355,342	GLTRX00046110					\$1,532.30	
4/30/2018	355,342	GLTRX00046110					\$358.40	
4/30/2018	355,342	GLTRX00046110					\$350.80	
4/30/2018	355,342	GLTRX00046110					\$82.04	
4/30/2018	355,342	GLTRX00046110					\$1,407.21	
4/30/2018	355,342	GLTRX00046110					\$329.10	
4/30/2018	355,342	GLTRX00046110					\$58.78	
4/30/2018	355,342	GLTRX00046110					\$13.73	
4/30/2018	355,342	GLTRX00046110					\$556.66	
System:	DETAILED TRIAL B 9/24/2018		12:01:21 PM	Page:	361	User Date:	9/24/2018	User ID: skampsen
N Ky Water District								
4/30/2018	355,342	GLTRX00046110					\$130.17	
4/30/2018	355,973	GLTRX00046191					\$1,537.24	
5/1/2018	355,973	GLREV00046191						\$1,537.24
5/31/2018	356,535	GLTRX00046242					\$1,495.26	
5/31/2018	356,535	GLTRX00046242					\$349.71	
5/31/2018	356,535	GLTRX00046242					\$351.04	
5/31/2018	356,535	GLTRX00046242					\$82.09	
5/31/2018	356,535	GLTRX00046242					\$1,406.28	
5/31/2018	356,535	GLTRX00046242					\$328.88	
5/31/2018	356,535	GLTRX00046242					\$67.07	
5/31/2018	356,535	GLTRX00046242					\$15.70	
5/31/2018	356,535	GLTRX00046242					\$555.41	
5/31/2018	356,535	GLTRX00046242					\$129.88	
5/31/2018	357,113	GLTRX00046328					\$2,128.79	
6/1/2018	357,113	GLREV00046328						\$2,128.79
6/30/2018	358,256	GLTRX00046469					\$1,895.84	
6/30/2018	358,256	GLTRX00046469					\$443.37	
6/30/2018	358,256	GLTRX00046469					\$333.75	
6/30/2018	358,256	GLTRX00046469					\$78.06	
6/30/2018	358,256	GLTRX00046469					\$1,757.85	
6/30/2018	358,256	GLTRX00046469					\$411.10	
6/30/2018	358,256	GLTRX00046469					\$97.13	
6/30/2018	358,256	GLTRX00046469					\$22.72	
6/30/2018	358,256	GLTRX00046469					\$622.99	
6/30/2018	358,256	GLTRX00046469					\$145.72	



1/31/2018	350,716	GLTRX00045517	\$10,209.99	
1/31/2018	350,716	GLTRX00045517	\$2,387.75	
1/31/2018	350,716	GLTRX00045517	\$106.32	
1/31/2018	350,716	GLTRX00045517	\$24.86	
1/31/2018	350,716	GLTRX00045517	\$117.70	
1/31/2018	350,716	GLTRX00045517	\$27.50	
1/31/2018	350,716	GLTRX00045517	\$714.00	
1/31/2018	350,716	GLTRX00045517	\$166.98	
1/31/2018	351,498	GLTRX00045619	\$4,508.47	
2/1/2018	351,498	GLREV00045619		\$4,508.47
2/28/2018	352,145	GLTRX00045726	\$177.94	
2/28/2018	352,145	GLTRX00045726	\$41.62	
2/28/2018	352,145	GLTRX00045726	\$7,410.44	
2/28/2018	352,145	GLTRX00045726	\$1,733.05	
2/28/2018	352,145	GLTRX00045726	\$163.24	
2/28/2018	352,145	GLTRX00045726	\$38.19	
2/28/2018	352,145	GLTRX00045726	\$265.69	
2/28/2018	352,145	GLTRX00045726	\$62.13	
2/28/2018	352,145	GLTRX00045726	\$719.20	
2/28/2018	352,145	GLTRX00045726	\$168.20	
2/28/2018	352,991	GLTRX00045859	\$3,968.82	
3/1/2018	352,991	GLREV00045859		\$3,968.82
3/27/2018	353,960	GLTRX00045949	\$213.18	
3/27/2018	353,960	GLTRX00045949	\$49.86	
3/27/2018	353,960	GLTRX00045949	\$8,711.87	
3/27/2018	353,960	GLTRX00045949	\$2,037.46	
3/27/2018	353,960	GLTRX00045949	\$76.74	
3/27/2018	353,960	GLTRX00045949	\$17.94	
3/27/2018	353,960	GLTRX00045949	\$378.80	
3/27/2018	353,960	GLTRX00045949	\$88.62	
3/27/2018	353,960	GLTRX00045949	\$899.00	
3/27/2018	353,960	GLTRX00045949	\$210.25	
3/31/2018	354,286	GLTRX00045993	\$2,357.64	
4/1/2018	354,286	GLREV00045993		\$2,357.64
4/30/2018	355,342	GLTRX00046110	\$175.19	
4/30/2018	355,342	GLTRX00046110	\$40.97	
4/30/2018	355,342	GLTRX00046110	\$6,107.30	
4/30/2018	355,342	GLTRX00046110	\$1,428.32	
4/30/2018	355,342	GLTRX00046110	\$122.40	
4/30/2018	355,342	GLTRX00046110	\$28.64	
4/30/2018	355,342	GLTRX00046110	\$475.37	
4/30/2018	355,342	GLTRX00046110	\$111.20	
4/30/2018	355,342	GLTRX00046110	\$719.20	
4/30/2018	355,342	GLTRX00046110	\$168.20	
4/30/2018	355,973	GLTRX00046191	\$3,281.21	
5/1/2018	355,973	GLREV00046191		\$3,281.21
5/31/2018	356,535	GLTRX00046242	\$175.19	
5/31/2018	356,535	GLTRX00046242	\$40.97	
5/31/2018	356,535	GLTRX00046242	\$6,444.51	
5/31/2018	356,535	GLTRX00046242	\$1,507.22	
5/31/2018	356,535	GLTRX00046242	\$250.31	
5/31/2018	356,535	GLTRX00046242	\$58.54	
5/31/2018	356,535	GLTRX00046242	\$407.92	
5/31/2018	356,535	GLTRX00046242	\$95.39	
5/31/2018	356,535	GLTRX00046242	\$719.20	
5/31/2018	356,535	GLTRX00046242	\$168.20	
5/31/2018	357,113	GLTRX00046328	\$4,218.81	
6/1/2018	357,113	GLREV00046328		\$4,218.81
6/30/2018	358,256	GLTRX00046469	\$205.32	

System: DETAILED TRIAL B 9/24/2018 12:01:21 PM Page: 363 User Date: 9/24/2018 User ID: skampsen

N Ky Water District

6/30/2018	358,256	GLTRX00046469				\$48.02	
6/30/2018	358,256	GLTRX00046469				\$8,620.34	
6/30/2018	358,256	GLTRX00046469				\$2,016.07	
6/30/2018	358,256	GLTRX00046469				\$255.61	
6/30/2018	358,256	GLTRX00046469				\$59.80	
6/30/2018	358,256	GLTRX00046469				\$299.21	
6/30/2018	358,256	GLTRX00046469				\$70.00	
6/30/2018	358,256	GLTRX00046469				\$899.00	
6/30/2018	358,256	GLTRX00046469				\$210.25	
6/30/2018	358,836	GLTRX00046547				\$2,334.45	

Totals:			Account:	699-6000-031	Net Change	Ending Balance		
Description:			Taxes Other Than Income Taxes(FICA) - Beginning Balance:		\$67,954.49	\$67,954.49	\$90,054.27	\$22,099.78
Account:	699-7000-050		Distribution Reference		Orig. Master Number	Orig. Master Name	Debit	Credit
Trx Date	Jrnl No.	Orig. Audit Trail						
1/1/2018	350,098	GLREV00045444						\$77.88
1/31/2018	350,716	GLTRX00045517					\$230.85	
1/31/2018	350,716	GLTRX00045517					\$53.99	
1/31/2018	351,498	GLTRX00045619					\$107.77	
2/1/2018	351,498	GLREV00045619						\$107.77
2/28/2018	352,145	GLTRX00045726					\$222.32	
2/28/2018	352,145	GLTRX00045726					\$52.00	
2/28/2018	352,991	GLTRX00045859					\$107.77	
3/1/2018	352,991	GLREV00045859						\$107.77
3/27/2018	353,960	GLTRX00045949					\$277.90	
3/27/2018	353,960	GLTRX00045949					\$65.00	
3/31/2018	354,286	GLTRX00045993					\$68.58	
4/1/2018	354,286	GLREV00045993						\$68.58
4/30/2018	355,342	GLTRX00046110					\$222.32	
4/30/2018	355,342	GLTRX00046110					\$52.00	
4/30/2018	355,973	GLTRX00046191					\$88.17	
5/1/2018	355,973	GLREV00046191						\$88.17
5/31/2018	356,535	GLTRX00046242					\$222.32	
5/31/2018	356,535	GLTRX00046242					\$52.00	
5/31/2018	357,113	GLTRX00046328					\$117.57	
6/1/2018	357,113	GLREV00046328						\$117.57
6/30/2018	358,256	GLTRX00046469					\$277.90	
6/30/2018	358,256	GLTRX00046469					\$65.00	
6/30/2018	358,836	GLTRX00046547					\$68.58	

Totals:			Account:	699-7000-050	Net Change	Ending Balance		
Description:			Taxes Other Than Income Taxes(FICA) - Beginning Balance:		\$1,784.30	\$1,784.30	\$2,352.04	\$567.74
Account:	699-7000-051		Distribution Reference		Orig. Master Number	Orig. Master Name	Debit	Credit
Trx Date	Jrnl No.	Orig. Audit Trail						
1/1/2018	350,098	GLREV00045444						\$833.71
1/31/2018	350,716	GLTRX00045517					\$2,849.85	
1/31/2018	350,716	GLTRX00045517					\$666.52	
1/31/2018	351,498	GLTRX00045619					\$936.52	
2/1/2018	351,498	GLREV00045619						\$936.52
2/28/2018	352,145	GLTRX00045726					\$1,960.54	
2/28/2018	352,145	GLTRX00045726					\$458.53	
2/28/2018	352,991	GLTRX00045859					\$1,065.55	
3/1/2018	352,991	GLREV00045859						\$1,065.55
3/27/2018	353,960	GLTRX00045949					\$2,610.66	
3/27/2018	353,960	GLTRX00045949					\$610.57	
3/31/2018	354,286	GLTRX00045993					\$597.13	
4/1/2018	354,286	GLREV00045993						\$597.13
4/30/2018	355,342	GLTRX00046110					\$1,910.73	
4/30/2018	355,342	GLTRX00046110					\$446.87	

4/30/2018	355,973	GLTRX00046191						\$772.72	
5/1/2018	355,973	GLREV00046191							\$772.72
5/31/2018	356,535	GLTRX00046242						\$1,924.49	
5/31/2018	356,535	GLTRX00046242						\$450.07	
5/31/2018	357,113	GLTRX00046328						\$1,079.02	
6/1/2018	357,113	GLREV00046328							\$1,079.02
6/30/2018	358,256	GLTRX00046469						\$2,688.15	
6/30/2018	358,256	GLTRX00046469						\$628.65	
6/30/2018	358,836	GLTRX00046547						\$691.45	

System:	DETAILED TRIAL B 9/24/2018	Totals:	Account:	699-7000-051	Net Change	Ending Balance			
		12:01:21 PM	Page:	364	\$17,063.37	\$17,063.37	\$22,348.02	\$5,284.65	
N Ky Water District					User Date:	9/24/2018	User ID:	skampsen	

Account:	699-7000-052		Description:	Taxes Other Than Income Tax(FICA) - At Beginning Balance:	\$0.00				
Trx Date	Jrnl No.	Orig. Audit Trail	Distribution Reference	Orig. Master Number	Orig. Master Name		Debit	Credit	
1/1/2018	350,098	GLREV00045444						\$736.87	
1/31/2018	350,716	GLTRX00045517					\$2,068.34		
1/31/2018	350,716	GLTRX00045517					\$483.71		
1/31/2018	351,498	GLTRX00045619					\$1,004.02		
2/1/2018	351,498	GLREV00045619						\$1,004.02	
2/28/2018	352,145	GLTRX00045726					\$2,072.43		
2/28/2018	352,145	GLTRX00045726					\$484.69		
2/28/2018	352,991	GLTRX00045859					\$1,064.69		
3/1/2018	352,991	GLREV00045859						\$1,064.69	
3/27/2018	353,960	GLTRX00045949					\$2,640.95		
3/27/2018	353,960	GLTRX00045949					\$617.67		
3/31/2018	354,286	GLTRX00045993					\$656.47		
4/1/2018	354,286	GLREV00045993						\$656.47	
4/30/2018	355,342	GLTRX00046110					\$2,140.92		
4/30/2018	355,342	GLTRX00046110					\$500.72		
4/30/2018	355,973	GLTRX00046191					\$841.14		
5/1/2018	355,973	GLREV00046191						\$841.14	
5/31/2018	356,535	GLTRX00046242					\$2,132.49		
5/31/2018	356,535	GLTRX00046242					\$498.73		
5/31/2018	357,113	GLTRX00046328					\$1,133.56		
6/1/2018	357,113	GLREV00046328						\$1,133.56	
6/30/2018	358,256	GLTRX00046469					\$2,671.11		
6/30/2018	358,256	GLTRX00046469					\$624.69		
6/30/2018	358,836	GLTRX00046547					\$670.10		

Account:	699-7000-056	Totals:	Account:	699-7000-052	Net Change	Ending Balance			
		Description:	FICA - Meter Shop	Beginning Balance:	\$16,869.68	\$16,869.68	\$22,306.43	\$5,436.75	
Trx Date	Jrnl No.	Orig. Audit Trail	Distribution Reference	Orig. Master Number	Orig. Master Name		Debit	Credit	

1/1/2018	350,098	GLREV00045444						\$545.25	
1/31/2018	350,716	GLTRX00045517					\$1,506.44		
1/31/2018	350,716	GLTRX00045517					\$352.32		
1/31/2018	351,498	GLTRX00045619					\$549.14		
2/1/2018	351,498	GLREV00045619						\$549.14	
2/28/2018	352,145	GLTRX00045726					\$1,147.28		
2/28/2018	352,145	GLTRX00045726					\$268.30		
2/28/2018	352,991	GLTRX00045859					\$559.76		
3/1/2018	352,991	GLREV00045859						\$559.76	
3/27/2018	353,960	GLTRX00045949					\$1,528.11		
3/27/2018	353,960	GLTRX00045949					\$357.37		
3/31/2018	354,286	GLTRX00045993					\$390.79		
4/1/2018	354,286	GLREV00045993						\$390.79	
4/30/2018	355,342	GLTRX00046110					\$1,266.88		
4/30/2018	355,342	GLTRX00046110					\$296.28		
4/30/2018	355,973	GLTRX00046191					\$461.96		

5/1/2018	355,973	GLREV00046191							\$461.96
5/31/2018	356,535	GLTRX00046242					\$1,207.76		
5/31/2018	356,535	GLTRX00046242					\$282.45		
5/31/2018	357,113	GLTRX00046328					\$669.93		
6/1/2018	357,113	GLREV00046328							\$669.93
6/30/2018	358,256	GLTRX00046469					\$1,503.10		
6/30/2018	358,256	GLTRX00046469					\$351.53		
6/30/2018	358,836	GLTRX00046547					\$341.13		

Account:	699-8000-072	Totals:	Account:	699-7000-056	Net Change	Ending Balance			
Trx Date	Jrnl No.	Description:	Taxes Other Than Income Taxes(FICA) -	Beginning Balance:	\$9,863.70	\$9,863.70	\$13,040.53	\$3,176.83	
	Orig. Audit Trail	Distribution Reference		Orig. Master Number	\$0.00				
				Orig. Master Name			Debit	Credit	

1/1/2018	350,098	GLREV00045444							\$538.96
1/31/2018	350,716	GLTRX00045517					\$1,610.42		
1/31/2018	350,716	GLTRX00045517					\$376.62		
1/31/2018	351,498	GLTRX00045619					\$757.82		
2/1/2018	351,498	GLREV00045619							\$757.82
2/28/2018	352,145	GLTRX00045726					\$1,665.34		
2/28/2018	352,145	GLTRX00045726					\$389.49		
2/28/2018	352,991	GLTRX00045859					\$778.47		
3/1/2018	352,991	GLREV00045859							\$778.47
3/27/2018	353,960	GLTRX00045949					\$2,060.99		

System:	DETAILED TRIAL B	9/24/2018	12:01:21 PM	Page:	365	User Date:	9/24/2018	User ID:	skampsen
---------	------------------	-----------	-------------	-------	-----	------------	-----------	----------	----------

N Ky Water District									
3/27/2018	353,960	GLTRX00045949					\$482.03		
3/31/2018	354,286	GLTRX00045993					\$488.84		
4/1/2018	354,286	GLREV00045993							\$488.84
4/30/2018	355,342	GLTRX00046110					\$1,659.71		
4/30/2018	355,342	GLTRX00046110					\$388.18		
4/30/2018	355,973	GLTRX00046191					\$542.74		
5/1/2018	355,973	GLREV00046191							\$542.74
5/31/2018	356,535	GLTRX00046242					\$1,428.04		
5/31/2018	356,535	GLTRX00046242					\$333.99		
5/31/2018	357,113	GLTRX00046328					\$686.19		
6/1/2018	357,113	GLREV00046328							\$686.19
6/30/2018	358,256	GLTRX00046469					\$799.43		
6/30/2018	358,256	GLTRX00046469					\$453.71		
6/30/2018	358,836	GLTRX00046547					\$89.95		

Account:	699-8000-074	Totals:	Account:	699-8000-072	Net Change	Ending Balance			
Trx Date	Jrnl No.	Description:	Taxes Other Than Income Taxes(FICA) -	Beginning Balance:	\$11,198.94	\$11,198.94	\$14,991.96	\$3,793.02	
	Orig. Audit Trail	Distribution Reference		Orig. Master Number	\$0.00				
				Orig. Master Name			Debit	Credit	

1/1/2018	350,098	GLREV00045444							\$547.41
1/31/2018	350,716	GLTRX00045517					\$1,517.47		
1/31/2018	350,716	GLTRX00045517					\$354.93		
1/31/2018	351,498	GLTRX00045619					\$725.63		
2/1/2018	351,498	GLREV00045619							\$725.63
2/28/2018	352,145	GLTRX00045726					\$1,496.81		
2/28/2018	352,145	GLTRX00045726					\$350.10		
2/28/2018	352,991	GLTRX00045859					\$723.72		
3/1/2018	352,991	GLREV00045859							\$723.72
3/27/2018	353,960	GLTRX00045949					\$2,108.82		
3/27/2018	353,960	GLTRX00045949					\$493.24		
3/31/2018	354,286	GLTRX00045993					\$568.18		
4/1/2018	354,286	GLREV00045993							\$568.18
4/30/2018	355,342	GLTRX00046110					\$1,842.55		
4/30/2018	355,342	GLTRX00046110					\$430.98		
4/30/2018	355,973	GLTRX00046191					\$723.19		
5/1/2018	355,973	GLREV00046191							\$723.19



5/31/2018	356,535	GLTRX00046242						\$1,824.24	
5/31/2018	356,535	GLTRX00046242						\$426.68	
5/31/2018	357,113	GLTRX00046328						\$962.43	
6/1/2018	357,113	GLREV00046328							\$962.43
6/30/2018	358,256	GLTRX00046469						\$2,277.71	
6/30/2018	358,256	GLTRX00046469						\$532.75	
6/30/2018	358,836	GLTRX00046547						\$584.43	

Account:	699-8000-076	Totals:	Account:	699-8000-074	Net Change	Ending Balance			
		Description:	Taxes Other Than Income Taxes(FICA) -	Beginning Balance:	\$13,693.30	\$13,693.30	\$17,943.86	\$4,250.56	

Trx Date	Jrnl No.	Orig. Audit Trail	Description Reference	Orig. Master Number	Orig. Master Name	Debit	Credit
1/1/2018	350,098	GLREV00045444					\$32.79
1/31/2018	350,716	GLTRX00045517				\$186.00	
1/31/2018	350,716	GLTRX00045517				\$43.50	
1/31/2018	351,498	GLTRX00045619				\$131.14	
2/1/2018	351,498	GLREV00045619					\$131.14
2/28/2018	352,145	GLTRX00045726				\$186.00	
2/28/2018	352,145	GLTRX00045726				\$43.50	
2/28/2018	352,991	GLTRX00045859				\$131.14	
3/1/2018	352,991	GLREV00045859					\$131.14
3/27/2018	353,960	GLTRX00045949				\$186.00	
3/27/2018	353,960	GLTRX00045949				\$43.50	
4/30/2018	355,342	GLTRX00046110				\$186.00	
4/30/2018	355,342	GLTRX00046110				\$43.50	
4/30/2018	355,973	GLTRX00046191				\$65.57	
5/1/2018	355,973	GLREV00046191					\$65.57
5/31/2018	356,535	GLTRX00046242				\$186.00	
5/31/2018	356,535	GLTRX00046242				\$43.50	
5/31/2018	357,113	GLTRX00046328				\$163.93	
6/1/2018	357,113	GLREV00046328					\$163.93
6/30/2018	358,256	GLTRX00046469				\$186.00	
6/30/2018	358,256	GLTRX00046469				\$43.50	

System:	DETAILED TRIAL B 9/24/2018	12:01:21 PM	Page:	366	User Date:	9/24/2018	User ID:	skampsen
---------	----------------------------	-------------	-------	-----	------------	-----------	----------	----------

Account:	699-8000-078	Totals:	Account:	699-8000-076	Net Change	Ending Balance			
		Description:	FICA Taxes - HR/Info Systems	Beginning Balance:	\$1,344.21	\$1,344.21	\$1,868.78	\$524.57	

Trx Date	Jrnl No.	Orig. Audit Trail	Description Reference	Orig. Master Number	Orig. Master Name	Debit	Credit
1/1/2018	350,098	GLREV00045444					\$1,050.23
1/31/2018	350,716	GLTRX00045517				\$3,033.91	
1/31/2018	350,716	GLTRX00045517				\$709.58	
1/31/2018	351,498	GLTRX00045619				\$1,500.57	
2/1/2018	351,498	GLREV00045619					\$1,500.57
2/28/2018	352,145	GLTRX00045726				\$3,088.85	
2/28/2018	352,145	GLTRX00045726				\$722.43	
2/28/2018	352,991	GLTRX00045859				\$1,498.37	
3/1/2018	352,991	GLREV00045859					\$1,498.37
3/27/2018	353,960	GLTRX00045949				\$3,968.16	
3/27/2018	353,960	GLTRX00045949				\$928.09	
3/31/2018	354,286	GLTRX00045993				\$1,023.79	
4/1/2018	354,286	GLREV00045993					\$1,023.79
4/30/2018	355,342	GLTRX00046110				\$3,283.48	
4/30/2018	355,342	GLTRX00046110				\$767.96	
4/30/2018	355,973	GLTRX00046191				\$1,299.69	
5/1/2018	355,973	GLREV00046191					\$1,299.69
5/31/2018	356,535	GLTRX00046242				\$3,234.42	
5/31/2018	356,535	GLTRX00046242				\$756.48	
5/31/2018	357,113	GLTRX00046328				\$1,707.37	
6/1/2018	357,113	GLREV00046328					\$1,707.37

6/30/2018	358,256	GLTRX00046469						\$4,074.77	
6/30/2018	358,256	GLTRX00046469						\$953.02	
6/30/2018	358,836	GLTRX00046547						\$975.66	
Accounts	Beginning Balance	Net Change	Totals:	Account:	699-8000-078	Net Change	Ending Balance		
Grand Totals:	694	(\$2,338,973.02)	Ending Balance	Debit	Credit	\$25,446.58	\$25,446.58	\$33,526.60	\$8,080.02
			\$2,338,973.02	\$0.00	\$184,267,953.76	\$181,928,980.74			

Q6a. For each cash account that Northern Kentucky District used during the test year, provide a cash disbursements ledger that lists all checks in chronological order and details the date paid, check number, vendor, and amount.

A6a. Refer to file NKWD\_PSCDR1\_6\_ChecksExcel\_101218.

Q6b. Provide the cash disbursement ledgers requested in Item 6.a. in Microsoft Excel spreadsheet format with all formulas intact and unprotected and with all columns and rows accessible.

A6b. Refer to file NKWD\_PSCDR1\_6\_ChecksExcel\_101218.

**Northern Kentucky Water District  
Operations & Maintenance  
Check Register  
July 1, 2017 through June 30, 2018**

<b>Ck#</b>	<b>Ck Date</b>	<b>Vendor</b>	<b>Ck Amount</b>	<b>Description</b>
90739	7/5/2017	Kentucky State Treasurer	\$ 5,744.95	Employee Withholding
90740	7/7/2017	Abraxis, LLC	815.00	Lab Supplies
90741	7/7/2017	Around the Clock Answering Service	542.50	Monthly Answering Service
90742	7/7/2017	Arts Rental Equipment & Supply	620.00	Forklift Rental
90743	7/7/2017	AWWA	83.00	Membership Renewal
90744	7/7/2017	Taylor Benton	758.07	Refund credit balance on Account
90745	7/7/2017	BestOne, Tire & Service of Mid America, Inc.	191.53	Tires
90746	7/7/2017	Bowling's Enterprise	100.00	Work to Fleet Vehicle
90747	7/7/2017	Brighton Truck Service	582.10	Work to Fleet vehicle
90748	7/7/2017	Jennifer Cahill	50.00	Refund credit balance on Account
90749	7/7/2017	CDW Government Inc.	515.45	Computer Supplies
90750	7/7/2017	Cincinnati Bell	1,649.10	Telephone Services
90751	7/7/2017	Cincinnati Bell	647.78	Facility Access Charge
90752	7/7/2017	Cintas #315	56.30	Facility Supplies
90753	7/7/2017	City of Cold Spring	243.00	Storm Sewer Charges
90754	7/7/2017	Kim Clemons	1,423.58	Reimbursement for HR Conference
90755	7/7/2017	Crescent Springs Hardware	78.97	Tools for Trucks
90756	7/7/2017	Cullen Brothers LLC	750.00	Refund New Service Installation
90757	7/7/2017	Susan Davis	400.79	Refund credit balance on Account
90758	7/7/2017	G. Dixon & Associates Inc.	18,900.00	Topsoil Restoration
90759	7/7/2017	Dove Data Products, Inc.	160.00	Toner
90760	7/7/2017	Duke Energy	9,073.58	Gas & Electric Charges at Various Locations
90761	7/7/2017	E & H Integrated Systems	196.25	Service Call
90762	7/7/2017	Fisher Scientific	1,692.07	Lab Supplies
90763	7/7/2017	Fortiline, Inc.	3,370.75	Service Saddles, Dressers, & Hydrant Parts
90764	7/7/2017	Harper Oil Products Inc.	386.21	Grease
90765	7/7/2017	HD Supply Waterworks, Ltd	14,546.25	Angle Valves, Service Saddles, Adjusters
90766	7/7/2017	Nathan Hodges	3,134.15	Tuition Reimbursement
90767	7/7/2017	Hydraflo, Inc.	325.00	Hardware
90768	7/7/2017	Ideal Supplies Inc.	110.00	Backfill for Holes from Main Breaks
90769	7/7/2017	Kemira Water Solutions, Inc.	5,023.20	Ferric Sulfate, removes mud from Water
90770	7/7/2017	KOI Enterprises, Inc.	270.69	Stock Parts for Fleet Vehicles
90771	7/7/2017	Kentucky State Treasurer	105,017.31	Tax Liability
90772	7/7/2017	Len Riegler Blacktop, Inc.	6,933.30	Milling & Paving Restoration
90773	7/7/2017	Mark Lloyd	15.00	Refund Lab Payment
90774	7/7/2017	Lowe's	102.61	Tools for Maintenance
90775	7/7/2017	Lykins Oil Company	1,103.14	Diesel fuel
90776	7/7/2017	Dan Martin	58.83	Refund credit balance on Account
90777	7/7/2017	Next Gen Cabling, Inc.	4,283.10	Cabling for VOIP Phone System
90778	7/7/2017	Owen Electric Cooperative Inc.	48.36	Electric Charges
90779	7/7/2017	Colleen Medert-Petty Cash	73.00	Petty Cash for June
90780	7/7/2017	Pension Corporation of America	4,898.82	Flex Spending for July
90781	7/7/2017	Plant Trolley, Inc., The	177.12	Monthly Charges
90782	7/7/2017	Pridestaff Financial	1,156.00	Temporary Services
90783	7/7/2017	RUMPKE	60.00	Monthly Charges
90784	7/7/2017	Charles Ryder	45.30	Refund credit balance on Account
90785	7/7/2017	Sanitation District No. 1	2,549.60	Blowoff Flushing
90786	7/7/2017	Sanitation District No. 1	15.62	Sewer & Storm water Charges
90787	7/7/2017	Jeff Schuchter	238.08	Mileage Reimbursement
90788	7/7/2017	Southeastern Equipment Co Inc.	494.61	Parts for Fleet Vehicles
90789	7/7/2017	Staples Advantage	34.78	Office Supplies
90790	7/7/2017	Stoll Keenon Ogden PLLC	54.40	Professional Services
90791	7/7/2017	Bob Sumerel Tire Co., Inc.	3,657.86	Work to Fleet vehicles
90792	7/7/2017	Time Warner Cable	244.11	Monthly Charges
90793	7/7/2017	Travelers	111,568.50	3rd Quarter Premium
90794	7/7/2017	Viking Supply, Inc.	4,668.05	Pressure Tubing, Tools for Tapping Mainlines, Repair Clamps
90795	7/7/2017	E. H. Wachs Company	683.03	Cable assembly
90796	7/7/2017	Waste Resource Management Inc.	1,465.92	Sludge Removal
90797	7/7/2017	West Bend Mutual Insurance Co.	102.00	Bond Renewal
90798	7/7/2017	Wex Bank	14,456.49	Gas Purchases for June 2017
90799	7/7/2017	World at Work	265.00	Member Renewal
90800	7/7/2017	Wylar, Jeff	14.32	Parts for Fleet Vehicles
90801	7/11/2017	Kentucky State Treasurer	5,694.95	Employee Withholding
90802	7/14/2017	A-1 Electric Motor Service	402.25	Electrical Supplies
90803	7/14/2017	Arts Rental Equipment & Supply	3,287.00	Skid Steer & Loader Rental, Tools for Trucks
90804	7/14/2017	A & S Electric Supply, Inc.	59.06	Electrical Supplies
90805	7/14/2017	Badger Meter, Inc.	81.00	Monthly Charges
90806	7/14/2017	B C Engineering Co	1,169.00	Repair Kits for Maintenance

**Northern Kentucky Water District  
Operations & Maintenance  
Check Register  
July 1, 2017 through June 30, 2018**

<b>Ck#</b>	<b>Ck Date</b>	<b>Vendor</b>	<b>Ck Amount</b>	<b>Description</b>
90807	7/14/2017	BestOne, Tire & Service of Mid America, Inc.	146.65	Tires
90808	7/14/2017	Best Way Disposal	644.50	Monthly Charges
90809	7/14/2017	Blue Chip Express & Courier Service	200.00	Monthly Courier Service
90810	7/14/2017	Boone-Kenton Lumber Supply Co.	1,085.00	Lumber
90811	7/14/2017	Bray Trucking Inc.	6,574.90	Aggregate Materials
90812	7/14/2017	Burgess & Niple	1,926.61	Antenna Management
90813	7/14/2017	Business Courier	100.00	Subscription Renewal
90814	7/14/2017	Bushelman, Rita	36.65	Refund credit balance on Account
90815	7/14/2017	CDW Government Inc.	1,597.23	Computer Supplies & Maintenance Agreement
90816	7/14/2017	Cincinnati Bell	9,567.76	Telephone Services
90817	7/14/2017	Cintas #315	1,396.08	Facility Supplies
90818	7/14/2017	City of Edgewood	265.00	Encroachment Permits
90819	7/14/2017	Crescent Springs Hardware	410.99	Tools for Trucks
90820	7/14/2017	Crone's Auto Body Inc.	665.33	Damages
90821	7/14/2017	Donley Concrete Cutting	650.00	Water Pit Opening
90822	7/14/2017	Doud, Beth	25.00	Refund Credit balance on Account
90823	7/14/2017	Dove Data Products, Inc.	398.00	Toner
90824	7/14/2017	Duke Energy	42,291.19	Gas & Electric Services for Various Properties
90825	7/14/2017	EDI, Inc.	3,000.00	2nd Qtr Maintenance
90826	7/14/2017	Erlanger Post Office	314.00	Renewal for PO Box 18640
90827	7/14/2017	Fastenal Company	19.02	Assorted Hardware, Tools for Trucks
90828	7/14/2017	Fedders Feed Co., J. H.	67.95	Seed and Straw for Restoration
90829	7/14/2017	Fifth Third Bank-Visa	9,795.77	June Visa Purchases
90830	7/14/2017	Florence Winwater Works	9,062.48	Meter Vaults, Traffic Repair Kits, Valves
90831	7/14/2017	Flynn Metering Systems	542.89	Repair Kit for Maintenance
90832	7/14/2017	Fortiline, Inc.	1,357.25	Gaskets & O-Rings
90833	7/14/2017	Graybar Electric Co Inc.	326.21	Tools for Maintenance
90834	7/14/2017	Hall's Paving & Sealing, Inc.	1,833.60	Asphalt Restoration due to Maintenance of Mains
90835	7/14/2017	Hamilton Wiping Cloth Co.	381.15	Shop Supplies
90836	7/14/2017	Harp, Mark	194.47	Refund credit balance on Account
90837	7/14/2017	HD Supply Waterworks, Ltd	236.20	Tees
90838	7/14/2017	Ideal Supplies Inc.	4,510.00	Concrete for Restoration & Backfill for Holes from Main Breaks
90839	7/14/2017	Jacks Glass Inc.	124.95	Parts for Fleet Vehicles
90840	7/14/2017	Janell Inc.	17.92	Concrete Supplies for Restoration
90841	7/14/2017	Johnson Electric Supply Co., The	34.00	Electrical Supplies
90842	7/14/2017	Kemira Water Solutions, Inc.	4,967.04	Ferric Sulfate, Removes Solids in Water
90843	7/14/2017	KOI Enterprises, Inc.	210.96	Parts for Fleet Vehicles
90844	7/14/2017	Layne Christensen Company	1,600.00	2nd Qtr Vibration Test
90845	7/14/2017	Literature Fulfillment Services	18,716.23	Mailing of Bills and Notices for June
90846	7/14/2017	Lowe's	303.91	Tools for Trucks, Supplies for Maintenance & Sludge
90847	7/14/2017	Lykins Oil Company	1,899.35	Diesel Fuel
90848	7/14/2017	Microsoft	200.51	Monthly Charges
90849	7/14/2017	Mobilcomm Inc.	963.00	Scada Radio Antenna Rental
90850	7/14/2017	Mosaic	7,266.58	HFS, Fluoride for drinking water
90851	7/14/2017	Owen Electric Cooperative Inc.	14,761.00	Electric Charges
90852	7/14/2017	Res/Comm Security Systems Inc.	306.00	Central Station Monitoring
90853	7/14/2017	Richie Trucking	1,625.00	Monthly Dumping Site
90854	7/14/2017	R & M Welding Products Inc.	284.35	Cylinders for Welding
90855	7/14/2017	Rodney Miles Body Shop	3,500.00	Damages to Fleet Vehicles
90856	7/14/2017	RUMPKE	83.37	monthly charges
90857	7/14/2017	Sanitation District No. 1	37.80	Sewer & Stormwater Charges
90858	7/14/2017	Seiter Farms Inc.	125.00	Seed and Straw for Restoration
90859	7/14/2017	Southern States	141.78	Seed and Straw
90860	7/14/2017	Sterling Materials, LLC	843.41	Trial Service at Reservoir
90861	7/14/2017	Sumerel Tire Co., Inc., Bob	503.01	Work to Fleet Vehicles
90862	7/14/2017	The Cincinnati Air	4,660.00	Relocate HVAC Controls
90863	7/14/2017	Trane U.S., Inc.	4,000.80	HVAC Repair
90864	7/14/2017	United Way of Greater Cincinnati	1,397.79	2nd QTR Contributions
90865	7/14/2017	Univar USA Inc.	18,727.62	Sodium Hypo- Kills Germs; Caustic Soda- Taste & Odor
90866	7/14/2017	Verizon Wireless	7,721.99	Monthly Charges
90867	7/14/2017	Vivial	620.15	Monthly Charges
90868	7/14/2017	Waste Resource Management Inc.	400.64	Sludge Removal
90869	7/14/2017	Wildman Corporate Apparel	74.00	Uniforms
90870	7/14/2017	Wright, Jennifer	176.82	Refund credit balance on Account
90871	7/18/2017	KY State Treasurer	5,694.95	Employee Withholding
90872	7/20/2017	Abraxis, LLC	1,205.00	Lab Supplies
90873	7/20/2017	AccuStandard, Inc.	882.11	Lab Supplies
90874	7/20/2017	AMTEC	1,200.00	Professional Services

**Northern Kentucky Water District  
Operations & Maintenance  
Check Register  
July 1, 2017 through June 30, 2018**

<b>Ck#</b>	<b>Ck Date</b>	<b>Vendor</b>	<b>Ck Amount</b>	<b>Description</b>
90875	7/20/2017	Analytical Services Inc	532.00	Lab Sample Test
90876	7/20/2017	The Appraisal Company	900.00	Appraisal Report
90877	7/20/2017	Arts Rental Equipment & Supply	570.00	Excavator Rental
90878	7/20/2017	Badger Daylighting Corp.	995.00	Hydrovac Excavation
90879	7/20/2017	BestOne, Tire & Service of Mid America, Inc.	87.43	Maintenance on Fleet Vehicles
90880	7/20/2017	R. P. Biederman Co., Inc.	81.00	Monthly Charges
90881	7/20/2017	CDW Government Inc.	1,024.96	Computer Supplies
90882	7/20/2017	Century 21 Garner Prop	13.62	Refund Credit
90883	7/20/2017	CE Power Solutions, LLC	28,865.00	High Voltage Inspection
90884	7/20/2017	Cincinnati Bell	900.62	Telephone Service
90885	7/20/2017	Cincinnati State College	598.00	Training
90886	7/20/2017	Combined Public Comm.	782.33	Aqua Dr. Electric
90887	7/20/2017	Crescent Springs Hardware	61.28	Tools for Trucks
90888	7/20/2017	Matthew Dirheimer	34.51	Travel For Training
90889	7/20/2017	Dons Garage Inc	371.00	Maintenance on Fleet Vehicles
90890	7/20/2017	Duke Energy	82,619.24	Gas & Electric for Various NKWD Locations
90891	7/20/2017	Fastenal Company	887.23	Assorted Hardware
90892	7/20/2017	Fisher Scientific	289.86	Lab Supplies
90893	7/20/2017	Florence Winwater Works	5,673.60	PVC for Meter Pits
90894	7/20/2017	Flynn Metering Systems	399.74	Parts for Maintenance
90895	7/20/2017	Fortiline, Inc.	3,471.87	Flanged Pipes
90896	7/20/2017	Gannett Fleming Companies, Inc.	2,817.50	Rate Design Study
90897	7/20/2017	Grainger	248.88	Ball Valves
90898	7/20/2017	Hach Company	2,173.19	Lab Supplies
90899	7/20/2017	Hall's Paving & Sealing, Inc.	3,481.65	Asphalt Restoration Due to Maintenance of Mains
90900	7/20/2017	HD Supply Waterworks, Ltd	14,248.00	Copper, Corporation Swivels
90901	7/20/2017	Hughes, PSC., John N.	11,550.00	Professional Services
90902	7/20/2017	Human Resource Profile Inc	45.00	Background Checks
90903	7/20/2017	Humana Dental Ins. Co.	1,027.50	Dental Insurance for August
90904	7/20/2017	Janell Inc.	215.70	Concrete Supplies
90905	7/20/2017	The Johnson Electric Supply Co.	160.98	Parts for Maintenance
90906	7/20/2017	Kampsen, Stacey	995.83	Continuing Education, CPA License, Mileage Reimbursement
90907	7/20/2017	Richard G. Kemper Inc	128.88	Parts for Maintenance
90908	7/20/2017	Kemira Water Solutions, Inc.	10,333.61	Ferric Sulfate, Removes Solids
90909	7/20/2017	KOI Enterprises, Inc	35.41	Parts for Fleet Vehicles
90910	7/20/2017	Kentucky FluidAir	15.89	Parts for Maintenance
90911	7/20/2017	Klingenbergs - Covington	35.49	Parts for Maintenance
90912	7/20/2017	Kramer, Amy	80.25	Mileage Reimbursement
90913	7/20/2017	Lawn Systems, Inc.	11,998.00	Monthly Charges
90914	7/20/2017	Len Riegler Blacktop, Inc.	7,646.10	Milling & Paving
90915	7/20/2017	Lincoln National Life Insurance Co.	5,640.94	Life Insurance for August
90916	7/20/2017	Lowe's	824.81	Parts for Maintenance
90917	7/20/2017	Lykins Oil Company	1,473.60	Diesel Fuel
90918	7/20/2017	Mark's Garage	804.72	Maintenance on Fleet Vehicles
90919	7/20/2017	Matheson Tri-Gas, Inc.	189.75	Lab Supplies
90920	7/20/2017	Microsoft	14.72	Service Call
90921	7/20/2017	Mills Fence Co., Inc.	1,485.00	Service Call
90922	7/20/2017	Minuteman/Design Press	457.00	Deposit Stubs, Letterhead
90923	7/20/2017	Mine Safety Appliances Co. LLC	463.82	Safety Supplies
90924	7/20/2017	Mobilcomm Inc.	506.63	Service Call
90925	7/20/2017	Morris, Jessica	169.10	Refund Credit
90926	7/20/2017	Mower Express, Inc.	35.92	Parts for Maintenance
90927	7/20/2017	Ohio Valley Gasket	1,471.66	Gaskets
90928	7/20/2017	Orr Safety Corporation	1,379.69	Safety Supplies
90929	7/20/2017	Owen Electric Cooperative Inc	99.64	Woeste Rd
90930	7/20/2017	Phenova	1,809.75	Lab Supplies
90931	7/20/2017	Pridestaff Financial	2,448.00	Temporary in HR
90932	7/20/2017	Randy's Rugged Wear	2,089.93	Safety Shoes
90933	7/20/2017	Raynmaster Lawn Sprinklers	84.00	Service Call
90934	7/20/2017	RNK Environmental Inc	303.00	Pickup & Disposal of HAA Waste
90935	7/20/2017	Sanitation District No. 1	302.03	Sanitation & Stormwater Charges
90936	7/20/2017	Sigma-Aldrich Inc	146.56	Lab Supplies
90937	7/20/2017	Silco Fire Protection Co	647.00	Service Call
90938	7/20/2017	Specialized Plumbing Parts Supply	33.97	Plumbing Supplies
90939	7/20/2017	Staffmark	756.00	Temporary Custodial FTTP
90940	7/20/2017	St. Elizabeth Business Health	831.00	Drug Screening
90941	7/20/2017	St. Elizabeth Medical Center	962.50	EAP 3rd Qtr
90942	7/20/2017	Sterling Materials, LLC	14,970.07	GEO Tube Removal

**Northern Kentucky Water District  
Operations & Maintenance  
Check Register  
July 1, 2017 through June 30, 2018**

<b>Ck#</b>	<b>Ck Date</b>	<b>Vendor</b>	<b>Ck Amount</b>	<b>Description</b>
90943	7/20/2017	Stoll Keenon Ogden PLLC	4,120.90	2017 Rate Case
90944	7/20/2017	Supply Post Business Products	63.90	Office Supplies
90945	7/20/2017	Time Warner Cable	110.00	Monthly Charges
90946	7/20/2017	Trauth Homes Inc	750.00	Refund Water Service Contract 37034
90947	7/20/2017	Ultra Scientific Analytical Solutions	555.76	Lab Supplies
90948	7/20/2017	Univar USA Inc.	2,641.78	Sodium Hypochlorite
90949	7/20/2017	United Rentals	538.50	Parts for Shoring Equipment
90950	7/20/2017	United Healthcare Insurance	261,239.20	Healthcare for August
90951	7/20/2017	United Window Cleaning Co., Inc.	40.00	Cleaning Lobby Windows
90952	7/20/2017	USALCO	12,166.12	DelPac 2020, Removes Solids
90953	7/20/2017	US Bank Equipment Finance	1,076.70	Copier Maintenance
90954	7/20/2017	Utility Sales Agency	1,101.10	Valve Boxes
90955	7/20/2017	Vertical Systems Elevator	256.79	Monthly Service
90956	7/20/2017	Wagner, Douglas	613.45	ACE Conference Reimbursement
90957	7/20/2017	Wessel Lawncare & Landscaping	2,543.36	Monthly Service
90958	7/20/2017	Wilder Winnelson	35.34	Parts for Maintenance
90959	7/20/2017	Wildman Corporate Apparel	69.54	Uniforms
90960	7/21/2017	Bowling, Derek	119.52	Uniform Reimbursement
90961	7/21/2017	Murphy, Brad	476.13	Travel Reimbursement
90962	7/24/2017	Kentucky State Treasurer	5,584.95	Employee Withholding
90963	7/28/2017	4 Seasons Grounds Management	176.50	Landscaping
90964	7/28/2017	ADS Environmental Services	750.00	Emergency Leak Detection
90965	7/28/2017	Affordable Window-N-Glass	330.00	Facility Maintenance
90966	7/28/2017	A-One Pallet Distributing Inc.	205.50	Pallets
90967	7/28/2017	Arc American	173.80	Refund Fire Hydrant Deposit
90968	7/28/2017	Arts Rental Equipment & Supply	1,038.35	Arrow Board Rental, Tools, Supplies
90969	7/28/2017	Beach, Mark	29.95	Refund Deposit
90970	7/28/2017	Bergeson, Cole	195.99	Refund Fire Hydrant Deposit
90971	7/28/2017	Bluegrass Paving	29,077.31	Milling & Paving
90972	7/28/2017	Brantley, Tatesha	17.52	Refund Deposit
90973	7/28/2017	Burge, Jachole	33.73	Refund Deposit
90974	7/28/2017	Cain, Brendan	19.47	Refund Deposit
90975	7/28/2017	Carlotta, Italia	15.21	Refund Deposit
90976	7/28/2017	CBT Company	191.70	Battery Assembly
90977	7/28/2017	CDW Government Inc.	1,310.20	Computer Supplies
90978	7/28/2017	Cheek, Jason	60.90	Refund Deposit
90979	7/28/2017	Cincinnati Bell	4,498.85	Telephone Service
90980	7/28/2017	Cincinnati Bell Any Distance	126.77	Telephone Service
90981	7/28/2017	Cintas #315	1,902.63	Facility Supplies
90982	7/28/2017	Crescent Springs Hardware	63.94	Tools for Trucks
90983	7/28/2017	Data Strategy	1,950.40	Annual Maintenance
90984	7/28/2017	Davey Tree Expert Co., The	4,320.00	Removal of Dead Trees - CF
90985	7/28/2017	Dixon Engineering, Inc.	12,086.75	Tank Painting
90986	7/28/2017	Duke Energy	29,973.83	Gas & Electric for Various NKWD Locations
90987	7/28/2017	Eilerman, Kim	39.18	Refund Deposit
90988	7/28/2017	Environmental Resource Assoc	136.68	Lab Supplies
90989	7/28/2017	Evans Landscaping	345.86	Refund Fire Hydrant Deposit
90990	7/28/2017	Farris, Carole	93.41	Refund Deposit
90991	7/28/2017	Federal Express	48.59	Courier Service
90992	7/28/2017	Ferguson Waterworks	333.00	Fire Hydrant Plugs
90993	7/28/2017	Fisher Scientific	1,134.46	Lab Supplies
90994	7/28/2017	Florence Hardware & Industrial Supply	95.98	Tools for Distribution
90995	7/28/2017	Fortiline, Inc.	316.56	Marking Paint
90996	7/28/2017	Frommeyer, David	48.20	Refund Deposit
90997	7/28/2017	Geiger, Patrick	110.39	Refund Fire Hydrant Deposit
90998	7/28/2017	Ghantous, Brenda	72.72	Refund Deposit
90999	7/28/2017	Groneck, Chris	102.26	Refund Deposit
91000	7/28/2017	Hall's Paving & Sealing, Inc.	1,674.85	Asphalt Restoration due to Maintenance of Mains
91001	7/28/2017	HDR Engineering, Inc.	1,913.00	Storage Tank Improvements
91002	7/28/2017	HD Supply Waterworks, Ltd	20,289.58	Valves, Copper Setters
91003	7/28/2017	VOID	-	Void
91004	7/28/2017	Ideal Supplies Inc	4,607.50	Low Strength Fill
91005	7/28/2017	Industrial Wire Rope Supply Co Inc	380.00	Galvanized Cord
91006	7/28/2017	Jenkins, Jas	86.95	Refund Deposit
91007	7/28/2017	Kaeff, Kayla	2.15	Refund Deposit
91008	7/28/2017	Lambert Brothers LLC	525.50	Fleet Vehicle Maintenance
91009	7/28/2017	Lang, Tim	397.90	Refund Fire Hydrant Deposit
91010	7/28/2017	Lee, Paulette	211.65	Refund Deposit

**Northern Kentucky Water District  
Operations & Maintenance  
Check Register  
July 1, 2017 through June 30, 2018**

<b>Ck#</b>	<b>Ck Date</b>	<b>Vendor</b>	<b>Ck Amount</b>	<b>Description</b>
91011	7/28/2017	Len Riegler Blacktop, Inc.	347.18	Refund Fire Hydrant Deposit
91012	7/28/2017	Lincoln National Life Insurance Co.	857.45	August Coverage
91013	7/28/2017	Lowe's	284.05	Supplies for Instrumentation
91014	7/28/2017	Lucity, Inc	21,656.81	Annual Maintenance
91015	7/28/2017	Marine Solutions Inc.	7,950.00	Sediment Removal
91016	7/28/2017	McCarthy, Elizabeth	80.30	Refund Deposit
91017	7/28/2017	VOID	-	Void
91018	7/28/2017	No Ky Public Works Association	8.00	Monthly Meeting
91019	7/28/2017	Nussbaum, Daniel	96.79	Refund Deposit
91020	7/28/2017	Owen Electric Cooperative Inc	33.65	Short Cut Road
91021	7/28/2017	Pease, Emma	63.91	Refund Deposit
91022	7/28/2017	Planning & Development Service of Kenton County	36,456.20	GIS Annual Support
91023	7/28/2017	Renchen, Ruby	47.18	Refund Deposit
91024	7/28/2017	Robinson Pipe Cleaning Co.	15.44	Refund Fire Hydrant Deposit
91025	7/28/2017	Rodney Miles Body Shop	219.62	Fleet Vehicle Maintenance
91026	7/28/2017	Sanitation District No. 1	4,858.72	June Blowoff Flushing
91027	7/28/2017	Settle, Gayle	20.23	Refund Deposit
91028	7/28/2017	Simmons, Jeremy	38.73	Refund Deposit
91029	7/28/2017	Sizemore, Scott	47.74	Refund Fire Hydrant Deposit
91030	7/28/2017	Smith Kendra	131.27	Refund Fire Hydrant Deposit
91031	7/28/2017	Smith Katherine	118.74	Refund Fire Hydrant Deposit
91032	7/28/2017	Smith, Art	42.70	Refund Deposit
91033	7/28/2017	SP Construction	12.03	Refund Fire Hydrant Deposit
91034	7/28/2017	Spicer, Sarah	125.42	Refund Deposit
91035	7/28/2017	Staples Advantage	222.77	Office Supplies
91036	7/28/2017	SWS Environmental	130.00	Refund Fire Hydrant Deposit
91037	7/28/2017	Table Rock Construction	190.00	Refund Fire Hydrant Deposit
91038	7/28/2017	Tele-Vac Environmental	362.77	Refund Fire Hydrant Deposit
91039	7/28/2017	Timmers, Thomas	31.53	Refund Deposit
91040	7/28/2017	Tischner, Mark	44.52	Travel Reimbursement
91041	7/28/2017	TrinSoft, LLC	182.50	Service Call
91042	7/28/2017	TVC Communications	1,611.63	Supplies for Distribution
91043	7/28/2017	Univar USA Inc.	5,280.00	Activated Carbon
91044	7/28/2017	Verizon Wireless	150.10	Monthly Charge
91045	7/28/2017	Viking Supply, Inc	4,685.10	Repair Clamps
91046	7/28/2017	Wiehe, Kevin	2.57	Refund Deposit
91047	7/28/2017	Wildhaber, Jason	53.22	Refund Deposit
91048	7/31/2017	Kentucky State Treasurer	5,584.95	Employee Withholding
91049	8/4/2017	A-1 Electric Motor Service	142.08	A/C Parts for CF
91050	8/4/2017	Advanced Underground Inc.	1,400.00	Underground Boring
91051	8/4/2017	Around the Clock Answering Service	534.00	Answering Service
91052	8/4/2017	Arts Rental Equipment & Supply	852.32	Arrow Board & Skid Steer Rental
91053	8/4/2017	A & S Electric Supply, Inc.	129.41	Fuses
91054	8/4/2017	AWWA	787.00	Membership Renewals
91055	8/4/2017	Battery Neighbor LLC	255.60	Batteries
91056	8/4/2017	BestOne, Tire & Service of Mid America, Inc.	2,189.96	Fleet Vehicle Maintenance
91057	8/4/2017	Black Box Corp of Pennsylvania	545.31	Parts for Security
91058	8/4/2017	BL Anderson Co. Inc.	3,089.05	Spare Parts for Sodium Hypo Pumps FTTP
91059	8/4/2017	Blue Chip Express & Courier Service	230.00	Courier Service
91060	8/4/2017	Bobcat Enterprises, Inc.	6,497.50	Fleet Vehicle Maintenance
91061	8/4/2017	Boone-Kenton Lumber Supply Co.	87.28	Lumber
91062	8/4/2017	Bray Truck & Parts	1,419.95	Fleet Vehicle Maintenance
91063	8/4/2017	Buckeye Power Sales Co., Inc	2,305.27	Generator Maintenance
91064	8/4/2017	VOID	-	Void
91065	8/4/2017	Calorplast USA	1,943.45	Screens for MPTP Clearwell
91066	8/4/2017	Cincinnati Bell	1,645.33	Telephone Service
91067	8/4/2017	Cincinnati Bell	647.78	Telephone Service
91068	8/4/2017	Cintas #315	2,132.46	Facility Supplies
91069	8/4/2017	Core Consulting Group	3,000.00	Management Training
91070	8/4/2017	Crawford Insurance	3,054.00	Bond Coverage
91071	8/4/2017	Crescent Springs Hardware	46.73	Marking Paint
91072	8/4/2017	Creech, Kevin	350.00	Water Service Contract Refund
91073	8/4/2017	Dons Garage Inc	4,321.84	Fleet Vehicle Maintenance
91074	8/4/2017	Duke Energy	35,067.86	Gas & Electric for Various NKWD Locations
91075	8/4/2017	Employers Resource Association	2,000.00	Surveys
91076	8/4/2017	Environmental Resource Assoc	99.62	Lab Supplies
91077	8/4/2017	Environmental Laboratories, Inc.	65.00	Lab Supplies
91078	8/4/2017	EST Analytical	298.30	Lab Supplies



**Northern Kentucky Water District  
Operations & Maintenance  
Check Register  
July 1, 2017 through June 30, 2018**

<b>Ck#</b>	<b>Ck Date</b>	<b>Vendor</b>	<b>Ck Amount</b>	<b>Description</b>
91079	8/4/2017	EyeMed	1,291.14	Eye Insurance
91080	8/4/2017	Fastenal Company	302.36	Parts for Maintenance
91081	8/4/2017	25 Faxcomm Supplies Inc	59.78	Janitorial Supplies
91082	8/4/2017	Federal Express	40.62	Courier Service
91083	8/4/2017	Fisher Scientific	1,471.97	Lab Supplies
91084	8/4/2017	Florence Winwater Works	5,747.41	Gate Valves, Service Saddles
91085	8/4/2017	Fuller Ford	386.94	Fleet Vehicle Maintenance
91086	8/4/2017	Geotechnology Inc.	8,249.67	Sludge Evaluation
91087	8/4/2017	Gleason Electric Inc	765.00	Installed Data Line - CF
91088	8/4/2017	Grainger	291.59	Tools for Trucks
91089	8/4/2017	Hach Company	301.26	Lab Supplies
91090	8/4/2017	Hall's Paving & Sealing, Inc.	2,710.40	Asphalt Restoration due to Maintenance of Mains
91091	8/4/2017	Harper Oil Products Inc	406.13	Oil
91092	8/4/2017	HD Supply Waterworks, Ltd	6,793.00	Corporation Stops
91093	8/4/2017	Hensley Plumbing Inc., Mike	250.00	Service Call
91094	8/4/2017	Hillyard Kentucky	1,087.70	Janitorial Supplies
91095	8/4/2017	Human Resource Profile Inc	50.00	Background Checks
91096	8/4/2017	Ideal Supplies Inc	9,388.75	Low Strength Fill
91097	8/4/2017	IDEXX Distribution, Inc.	3,499.37	Lab Supplies
91098	8/4/2017	Internal Revenue Service Center	801,434.00	Arbitrage Payment
91099	8/4/2017	Jacks Glass Inc	196.73	Fleet Vehicle Maintenance
91100	8/4/2017	Johnstone Supply	9.20	A/C Parts for CF
91101	8/4/2017	Kaman Fluid Power	74.96	Parts for Maintenance
91102	8/4/2017	Kemira Water Solutions, Inc.	10,411.52	Kemira Sulfate
91103	8/4/2017	KOI Enterprises, Inc	391.92	Fleet Vehicle Supplies
91104	8/4/2017	Kiemle-Hankins	12,700.00	Motor Repair
91105	8/4/2017	Len Riegler Blacktop, Inc.	24,156.00	Milling & Paving
91106	8/4/2017	Literature Fulfillment Services	15,625.35	Printing of Bills and Notices
91107	8/4/2017	Lowe's	678.11	Parts for Maintenance
91108	8/4/2017	Lykins Oil Company	9,016.30	Diesel Fuel
91109	8/4/2017	Mark's Garage	1,426.61	Fleet Vehicle Maintenance
91110	8/4/2017	Matheson Tri-Gas, Inc.	1,178.49	Nitrogen for Lab
91111	8/4/2017	Modern Office Methods Inc	1,740.04	Copier Maintenance
91112	8/4/2017	NetGain Technologies	400.00	Service Call
91113	8/4/2017	Next Gen Cabling, Inc.	534.25	Service Call
91114	8/4/2017	Owen Electric Cooperative Inc	53.52	Pendleton Co Meter Pit
91115	8/4/2017	Colleen Medert-Petty Cash	33.50	Petty Cash Reimbursement
91116	8/4/2017	Pension Corporation of America	4,894.32	August Flex Spend
91117	8/4/2017	Plant Trolley, Inc., The	177.12	Monthly Service
91118	8/4/2017	Pridestaff Financial	2,720.00	Temporary in HR
91119	8/4/2017	Randy's Rugged Wear	1,243.72	Uniforms
91120	8/4/2017	Red Wing Shoes	169.99	Safety Shoes
91121	8/4/2017	Res/Comm Security Systems Inc.	270.00	Quarterly Monitoring
91122	8/4/2017	Richards Electric Supply Inc.	23.80	Electrical Supplies
91123	8/4/2017	RUMPKE	554.16	Monthly Service
91124	8/4/2017	Sanitation District No. 1	2,509.87	Sanitation
91125	8/4/2017	Jeff Schuchter	187.25	Mileage Reimbursement
91126	8/4/2017	Scientific Equipment Service, Inc.	409.00	Service Call
91127	8/4/2017	Sigma-Aldrich Inc	586.25	Sodium Sulfate
91128	8/4/2017	Southeastern Equipment Co Inc	2,130.84	Fleet Vehicle Maintenance
91129	8/4/2017	Staples Advantage	791.83	Office Supplies
91130	8/4/2017	Supply Post Business Products	45.99	Office Supplies
91131	8/4/2017	Taylor, Arnold	270.00	Copies Purchased The History of Water Supply
91132	8/4/2017	Time Warner Cable	244.11	Monthly Service
91133	8/4/2017	Trane U.S., Inc.	1,603.00	Annual Maintenance
91134	8/4/2017	Truck and Trailer Supply	114.04	Fleet Vehicle Maintenance
91135	8/4/2017	Univar USA Inc.	9,521.22	Sodium Hypochlorite
91136	8/4/2017	United Healthcare Insurance	5.71	Health Care Assessment
91137	8/4/2017	USA Bluebook	229.34	Water Test Gauge
91138	8/4/2017	USALCO	17,206.76	DelPac
91139	8/4/2017	Verizon Wireless	150.10	Monthly Service
91140	8/4/2017	Viking Supply, Inc	3,744.20	Couplings
91141	8/4/2017	Vivial	620.15	Monthly Service
91142	8/4/2017	Waste Resource Management Inc.	3,304.96	Disposal of Water Treatment Residuals
91143	8/4/2017	Wex Bank	13,159.12	July Fuel Purchases
91144	8/4/2017	Wilder Winnelson	28.91	Tools for Trucks
91145	8/4/2017	Wyler, Jeff	53.75	Fleet Vehicle Supplies
91146	8/7/2017	Jolly Property Rescue	7,680.12	Water Extraction - Covington

**Northern Kentucky Water District  
Operations & Maintenance  
Check Register  
July 1, 2017 through June 30, 2018**

<b>Ck#</b>	<b>Ck Date</b>	<b>Vendor</b>	<b>Ck Amount</b>	<b>Description</b>
91147	8/7/2017	Kentucky State Treasurer	5,584.95	Employee Withholding
91148	8/9/2017	Calgon Carbon Corporation	269,729.00	GAC
91149	8/15/2017	Abco Safety	394.85	Safety Supplies
91150	8/15/2017	Arts Rental Equipment & Supply	115.00	Tools for trucks
91151	8/15/2017	Badger Meter, Inc	81.00	Monthly Charges
91152	8/15/2017	Best Way Disposal	647.80	Monthly Charges
91153	8/15/2017	Boschert, Kathryn	126.20	Refund Deposit
91154	8/15/2017	Bray Trucking Inc.	7,375.93	Aggregate Materials
91155	8/15/2017	CDW Government Inc.	678.56	Computer Supplies
91156	8/15/2017	Chick, Nathan	30.79	Refund Credit Balance
91157	8/15/2017	Cincinnati Bell	9,308.54	Telephone Service
91158	8/15/2017	Chloe, Jay	106.88	Refund Deposit
91159	8/15/2017	Crescent Springs Hardware	49.28	Adapters, Ball Valves for Meter Shop
91160	8/15/2017	Davisson, Mary	85.59	Refund Credit Balance
91161	8/15/2017	DeLeon, Miriam Tomas	25.33	Refund Deposit
91162	8/15/2017	Duke Energy	42,536.55	Gas & Electric for Various NKWD Locations
91163	8/15/2017	Dupont Inc	222.00	Service to Customers Service
91164	8/15/2017	Eisner, Zachary	56.79	Refund Deposit
91165	8/15/2017	Enquirer Media	561.38	Advertisements
91166	8/15/2017	Fifth Third Bank-Visa	4,008.81	Visa Purchases for July 2017
91167	8/15/2017	Flach, Amy	54.92	Refund Deposit
91168	8/15/2017	Gemmer & Sons, Inc.	12,699.90	Repair Water Main to Fidelity
91169	8/15/2017	Hall's Paving & Sealing, Inc.	5,318.80	Asphalt Restoration due to Maintenance of Mains
91170	8/15/2017	Hedrick, Robert	69.20	Refund Deposit
91171	8/15/2017	Hillyard Kentucky	193.74	Janitorial Supplies
91172	8/15/2017	Hufnagel, Tyler	64.82	Refund Deposit
91173	8/15/2017	Industrial Wire Rope Supply Co Inc	180.36	Safety Supplies
91174	8/15/2017	KEMI	4,820.74	Disability Insurance Premium
91175	8/15/2017	Kemira Water Solutions, Inc.	5,132.72	Ferric Sulfate, Removes Solids
91176	8/15/2017	Klocke, William	63.92	Refund Deposit
91177	8/15/2017	Laughlin, Steven	111.86	Refund Deposit
91178	8/15/2017	Lowe's	325.81	Parts for Customer service
91179	8/15/2017	Mailender Inc.	368.70	Kitchen & Janitorial Supplies
91180	8/15/2017	McKinney, Damian	106.17	Refund Deposit
91181	8/15/2017	MONY	2,653.00	Disability Insurance
91182	8/15/2017	Ohio Valley Gasket	3,010.77	Gaskets
91183	8/15/2017	Orr Safety Corporation	2,086.09	Safety Supplies
91184	8/15/2017	Colleen Medert-Petty Cash	173.25	Petty Cash Reimbursement
91185	8/15/2017	VOID	-	Void
91186	8/15/2017	Pridestaff Financial	1,360.00	Temporary Service in HR
91187	8/15/2017	Pritchard, Jean	750.00	Refund WSC 36962
91188	8/15/2017	Richie Trucking	1,625.00	Monthly Dumping
91189	8/15/2017	RUMPKE	83.37	Monthly Charges
91190	8/15/2017	SafetyWear	179.36	Safety Supplies
91191	8/15/2017	Schnurr, Fran	41.62	Refund Deposit
91192	8/15/2017	Sholar, Rex	3,100.00	Damages
91193	8/15/2017	SHRM	199.00	Member Renewal
91194	8/15/2017	Southern States	79.06	Seed and Straw for Restoration
91195	8/15/2017	Staples Advantage	62.28	Office Supplies
91196	8/15/2017	Stem, James	54.65	Refund Credit Balance
91197	8/15/2017	Stephenson, Mark	25.08	Refund Deposit
91198	8/15/2017	Verizon Wireless	7,461.26	Monthly Charges
91199	8/15/2017	Virginia Donohue Trust	42.85	Refund Credit Balance
91200	8/15/2017	Vogelpohl Fire Equipment, Inc.	399.00	Hose Materials
91201	8/15/2017	VonLehman & Company Inc.	650.00	Form 5500 Annual Return
91202	8/15/2017	Wildman Corporate Apparel	33.44	Uniforms
91203	8/15/2017	Willmoth-Miller, Amber	52.16	Refund Deposit
91204	8/15/2017	Kentucky State Treasurer	5,534.95	Employee Withholding
91205	8/18/2017	ACE Exterminating Co. / Dawn	261.10	Annual Service - FTTP
91206	8/18/2017	Aluminum Chemical Specialties	8,823.66	ACS 2000, Removes Solids
91207	8/18/2017	Arts Rental Equipment & Supply	2,621.65	Skid Steer Rental, Concrete Spreader
91208	8/18/2017	Badger Meter, Inc	14,119.53	Meters for L'Oreal (NKWD will be reimbursed)
91209	8/18/2017	BestOne, Tire & Service of Mid America, Inc.	379.64	Maintenance on Fleet Vehicles
91210	8/18/2017	Bray Truck & Parts	126.50	Maintenance on Fleet Vehicles
91211	8/18/2017	Cains Customs Inc.	250.00	Parts for Maintenance
91212	8/18/2017	CDW Government Inc.	71.51	Computer Supplies
91213	8/18/2017	Gulf Coast Bank	29,762.10	Potassium Permanganate
91214	8/18/2017	Cincinnati Bell	1,158.72	Telephone Services

**Northern Kentucky Water District  
Operations & Maintenance  
Check Register  
July 1, 2017 through June 30, 2018**

<b>Ck#</b>	<b>Ck Date</b>	<b>Vendor</b>	<b>Ck Amount</b>	<b>Description</b>
91215	8/18/2017	Cintas #315	688.78	Facility Supplies
91216	8/18/2017	Crescent Springs Hardware	509.77	Tools for Trucks
91217	8/18/2017	Data Strategy	221.62	Computer Supplies
91218	8/18/2017	DeBra-Kuempel	5,472.70	Service Call - TMTP
91219	8/18/2017	Dons Garage Inc	2,054.45	Maintenance on Fleet Vehicles
91220	8/18/2017	Dove Data Products, Inc.	243.00	Toner
91221	8/18/2017	Duke Energy	74,495.33	Gas & Electric Charges for Various NKWD Locations
91222	8/18/2017	E & H Integrated Systems	162.00	Service Call
91223	8/18/2017	Environmental Resource Associates	136.68	Lab Supplies
91224	8/18/2017	Environmental Laboratories, Inc.	130.00	Lab Supplies
91225	8/18/2017	Fastenal Company	52.54	Tools for Maintenance
91226	8/18/2017	Fedders Feed Co., J. H.	417.50	Straw
91227	8/18/2017	Federal Express	79.69	Transportation Charges
91228	8/18/2017	Ferguson Waterworks	714.50	Compression Tees
91229	8/18/2017	Flaig Welding Co Inc	30.00	Fabrication
91230	8/18/2017	Florence Winwater Works	7,841.40	Service Saddles, Repair Clamps
91231	8/18/2017	Fortiline, Inc.	1,359.95	Pressure Regulators
91232	8/18/2017	Grainger	1,199.96	Sludge Valves
91233	8/18/2017	Greater Comfort Heating & Air	225.00	Service Call
91234	8/18/2017	Hach Company	4,389.51	Lab Supplies
91235	8/18/2017	HD Supply Waterworks, Ltd	6,318.82	Curb Stops, Meter Covers
91236	8/18/2017	Humana Dental Ins. Co.	993.25	Dental Insurance for Sept
91237	8/18/2017	Ideal Supplies Inc	8,552.99	Low Strength Fill
91238	8/18/2017	Jacks Glass Inc	69.95	Parts for Fleet Vehicle
91239	8/18/2017	Kelley's Auto Body & Trim Shop, Inc.	250.00	Maintenance on Fleet Vehicles
91240	8/18/2017	Kemira Water Solutions, Inc.	20,362.04	Ferric Sulfate, Removes Solids
91241	8/18/2017	KOI Enterprises, Inc	517.70	Parts for Fleet Vehicles
91242	8/18/2017	Lawn Systems, Inc.	5,999.00	Monthly Charges
91243	8/18/2017	Len Riegler Blacktop, Inc.	2,409.25	Milling & Paving
91244	8/18/2017	Lincoln National Life Insurance Co.	5,467.19	Life Insurance for Sept
91245	8/18/2017	Lowe's	563.09	Basin & Sludge Supplies
91246	8/18/2017	Lykins Oil Company	882.42	Diesel Fuel
91247	8/18/2017	Matheson Tri-Gas, Inc.	2,276.01	Lab Supplies
91248	8/18/2017	Microsoft	187.57	Service Call
91249	8/18/2017	Minuteman/Design Press	380.00	Business Cards, Envelopes
91250	8/18/2017	Neiswander, Joe	126.00	Refund Deposit
91251	8/18/2017	OFFICETEAM, Specialized Admin. Staffing	1,108.80	Temporary Service in Customer Service
91252	8/18/2017	Ohio Valley Gasket	98.75	Gaskets
91253	8/18/2017	Overhead Door Co of Northern KY	240.00	Service Call
91254	8/18/2017	Owen Electric Cooperative Inc	15,733.80	Richardson & Banklick
91255	8/18/2017	PerkinElmer	7,572.00	AutoSampler Annual Maintenance
91256	8/18/2017	Pitney Bowes Inc.	220.98	Supplies for Postage Machine
91257	8/18/2017	Pridestaff Financial	1,360.00	Temporary Services in HR
91258	8/18/2017	Provident Life & Accident Ins.	577.75	Disability Insurance
91259	8/18/2017	Rawdon Myers Inc	2,510.00	Valves
91260	8/18/2017	RNK Environmental Inc	288.00	Pickup & Disposal of HAA Waste
91261	8/18/2017	Sanitation District No. 1	774.29	Sanitation & Stormwater
91262	8/18/2017	Silver Grove Motors, Inc.	85.00	Towing
91263	8/18/2017	Spring Grove Sheet Metal	3,215.00	Fabrication
91264	8/18/2017	Staples Advantage	318.79	Office Supplies
91265	8/18/2017	St. Elizabeth Business Health	654.00	Physicals & Drug Screens
91266	8/18/2017	Taylor Brothers Excavating	70.00	Topsoil
91267	8/18/2017	Thatcher Chemical of Florida Inc	9,016.80	Copper Sulfate
91268	8/18/2017	Thermo Electron NA LLC	527.00	Lab Supplies
91269	8/18/2017	TPF Inc	325.44	Service Call
91270	8/18/2017	TrinSoft, LLC	42.50	Service Call
91271	8/18/2017	Truck and Trailer Supply	760.14	Parts for Fleet Vehicles
91272	8/18/2017	Univar USA Inc.	20,778.69	Sodium Hypochlorite
91273	8/18/2017	United Healthcare Insurance	258,197.92	Healthcare for Sept
91274	8/18/2017	USALCO	17,376.68	DelPac 2020 Removes Solids
91275	8/18/2017	US Bank Equipment Finance	1,076.70	Lease on Copiers
91276	8/18/2017	Vertical Systems Elevator	256.79	Monthly Charges
91277	8/18/2017	Viking Supply, Inc	8,892.23	Compression Couplings
91278	8/18/2017	Waste Resource Management Inc.	2,400.64	Sludge Dumpsters
91279	8/18/2017	VOID	-	Void
91280	8/18/2017	Wildman Corporate Apparel	314.42	Uniforms
91281	8/22/2017	Kentucky State Treasurer	5,619.95	Employee Withholding
91282	8/25/2017	Abco Safety	20.65	Safety Supplies

**Northern Kentucky Water District  
Operations & Maintenance  
Check Register  
July 1, 2017 through June 30, 2018**

<b>Ck#</b>	<b>Ck Date</b>	<b>Vendor</b>	<b>Ck Amount</b>	<b>Description</b>
91283	8/25/2017	Abraxis, LLC	1,591.00	Lab Supplies
91284	8/25/2017	Adams, Charles	42.81	Refund Deposit
91285	8/25/2017	Aramark	64.10	Uniforms
91286	8/25/2017	Arts Rental Equipment & Supply	160.00	Skid Steer Rental
91287	8/25/2017	AWWA	83.00	Membership Renewal
91288	8/25/2017	Baker Corp.	710.00	Shoring Fluid
91289	8/25/2017	Baker, Teresa	91.51	Refund Deposit
91290	8/25/2017	B C Engineering Co	873.00	Supplies for Pumping
91291	8/25/2017	Becknell-Coghill Inc	25,020.00	New Services
91292	8/25/2017	BL Anderson Co. Inc.	564.20	Tubing
91293	8/25/2017	Burgess & Niple	304.21	Antenna Inventory
91294	8/25/2017	Childers, Crystal	20.84	Refund Deposit
91295	8/25/2017	Cincinnati Bell	2,366.63	Telephone Services
91296	8/25/2017	Cintas #315	1,213.85	Facility Supplies
91297	8/25/2017	Clean Harbors Environmental Services	1,845.00	Hydrovac Excavation
91298	8/25/2017	Crescent Springs Hardware	26.01	Parts for Fleet Vehicles
91299	8/25/2017	Dameron, Jay	126.42	Refund Deposit
91300	8/25/2017	Document Destruction	140.00	Document Destruction
91301	8/25/2017	Dove Data Products, Inc.	462.00	Toner
91302	8/25/2017	Duke Energy	27,935.92	Gas & Electric Charges for Various NKWD Locations
91303	8/25/2017	Dupont Inc	358.63	Service Call
91304	8/25/2017	Eckstein Roofing Co.	380.00	Service call
91305	8/25/2017	Elfers, John Jr	139.96	Uniforms
91306	8/25/2017	VOID	-	Void
91307	8/25/2017	Fisher Scientific	5,987.90	Lab Supplies
91308	8/25/2017	Florence Winwater Works	3,399.95	Meter Boxes
91309	8/25/2017	Flynn Metering Systems	300.84	Valves
91310	8/25/2017	Freyler, Emil	4.07	Refund Deposit
91311	8/25/2017	Gibson BioScience	93.93	Lab Supplies
91312	8/25/2017	Gleason Electric Inc	541.50	Service Call for Dayton Tower
91313	8/25/2017	Grainger	474.60	Pressure Gauge
91314	8/25/2017	Hach Company	876.05	Lab Supplies
91315	8/25/2017	Haggard, Jeffrey	131.02	Refund Credit Balance
91316	8/25/2017	Hall's Paving & Sealing, Inc.	9,659.75	Asphalt Restoration due to Maintenance of Mains
91317	8/25/2017	Harrington Industrial Plastics	56.06	Parts for Maintenance
91318	8/25/2017	Hartman, Amy	46.65	Refund Deposit
91319	8/25/2017	HD Supply Waterworks, Ltd	3,517.90	Corporation Stops
91320	8/25/2017	Himes, Andrew	70.12	Refund Deposit
91321	8/25/2017	Human Resource Profile Inc	50.00	Background Check
91322	8/25/2017	Ideal Supplies Inc	3,303.75	Low Strength Fill
91323	8/25/2017	Jerauld, Stacy	102.19	Refund Deposit
91324	8/25/2017	Jones, Sandra	105.97	Refund Credit Balance
91325	8/25/2017	Kalin, Shannon	58.59	Refund Deposit
91326	8/25/2017	Kemira Water Solutions, Inc.	10,349.85	Ferric Sulfate, Removes Solid
91327	8/25/2017	KOI Enterprises, Inc	250.10	Parts for Fleet Vehicles
91328	8/25/2017	Kenney, Kathy	1,000.00	Refund Credit Balance
91329	8/25/2017	King, Natassia	65.82	Refund Deposit
91330	8/25/2017	Kirby, William	16.51	Refund Deposit
91331	8/25/2017	Len Riegler Blacktop, Inc.	3,940.50	Milling & Paving
91332	8/25/2017	VOID	-	Void
91333	8/25/2017	Lowe's	441.16	Parts for Maintenance
91334	8/25/2017	Lykins Oil Company	1,495.04	Diesel Fuel
91335	8/25/2017	McFall, Raymond	126.42	Refund Deposit
91336	8/25/2017	Mine Safety Appliances Co. LLC	464.94	Safety Supplies
91337	8/25/2017	Mower Express, Inc.	117.17	Parts for Maintenance
91338	8/25/2017	NetGain Technologies	300.00	Service Call
91339	8/25/2017	OFFICETEAM, Specialized Admin. Staffing	791.60	Temporary in Customer Service
91340	8/25/2017	O'Reilly Auto Parts	399.99	Parts for Fleet Vehicles
91341	8/25/2017	Orr Safety Corporation	648.53	Safety Supplies
91342	8/25/2017	Owen Electric Cooperative Inc	116.83	Woeste Rd
91343	8/25/2017	Pacific Interpreters	18.85	Interpreting Services
91344	8/25/2017	Lori Simpson / Petty Cash	90.42	Petty Cash Reimbursement
91345	8/25/2017	Pridestaff Financial	1,360.00	Temporary in HR
91346	8/25/2017	Randy's Rugged Wear	1,443.97	Safety Shoes
91347	8/25/2017	Reynolds, Jared	19.62	Refund Deposit
91348	8/25/2017	R & M Welding Products Inc	687.18	Welding Supplies
91349	8/25/2017	Sanitation District No. 1	4,083.62	Sanitation & Stormwater
91350	8/25/2017	Shields, Jordan	36.03	Refund Deposit

**Northern Kentucky Water District  
Operations & Maintenance  
Check Register  
July 1, 2017 through June 30, 2018**

<b>Ck#</b>	<b>Ck Date</b>	<b>Vendor</b>	<b>Ck Amount</b>	<b>Description</b>
91351	8/25/2017	Smith, Blake	30.87	Refund Deposit
91352	8/25/2017	Southeastern Equipment Co Inc	17.95	Parts for Fleet Vehicles
91353	8/25/2017	Southern States	142.58	Seed and Straw
91354	8/25/2017	Staples Advantage	863.68	Office Supplies
91355	8/25/2017	Steinke, Paige	400.00	Refund WSC 37326
91356	8/25/2017	Stoll Keenon Ogden PLLC	578.80	Professional Services
91357	8/25/2017	Time Warner Cable	110.00	Monthly Charges
91358	8/25/2017	TrinSoft, LLC	212.50	Service Call
91359	8/25/2017	Turner, Patricia	52.51	Refund Deposit
91360	8/25/2017	Univar USA Inc.	2,640.61	Sodium Hypochlorite
91361	8/25/2017	United Window Cleaning Co., Inc.	40.00	Lobby Windows CF
91362	8/25/2017	Van Gessel, Winni	50.76	Refund Deposit
91363	8/25/2017	Viking Supply, Inc	923.90	Plugs
91364	8/25/2017	Wessel Lawncare & Landscaping	2,543.36	Monthly Charges
91365	8/25/2017	VOID	-	Printer Error
91366	8/25/2017	VOID	-	Printer Error
91367	8/25/2017	VOID	-	Printer Error
91368	8/25/2017	VOID	-	Printer Error
91369	8/25/2017	Wesley, Robin	972.98	Refund Credit Balance
91370	8/25/2017	Wilder Winnelson	686.65	Valves
91371	8/25/2017	Williams, David	62.53	Refund Deposit
91372	8/25/2017	Willette, Shane	8.65	Refund Deposit
91373	8/28/2017	Kentucky State Treasurer	5,619.95	Employee Withholding
91374	8/30/2017	Kentucky State Treasurer	52.88	Tax Due for Check Run
91375	8/31/2017	Ace-Tex Enterprises, Inc.	386.15	Shop Supplies
91376	8/31/2017	Agilent Technologies	386.90	Lab Supplies
91377	8/31/2017	Arts Rental Equipment & Supply	485.00	Forklift Rental
91378	8/31/2017	A & S Electric Supply, Inc.	465.77	Electrical Supplies
91379	8/31/2017	B C Engineering Co	374.85	Repair Kits
91380	8/31/2017	BestOne, Tire & Service of Mid America, Inc.	3,635.00	Fleet Vehicle Maintenance
91381	8/31/2017	Brandenburg, Lisa	500.48	Refund Credit balance
91382	8/31/2017	CDW Government Inc.	85.69	Computer Supplies
91383	8/31/2017	Cincinnati Bell	2,270.93	Telephone Service
91384	8/31/2017	Cincinnati Bell Any Distance	127.08	Telephone Services
91385	8/31/2017	Cintas #315	2,132.46	Facilities Supplies
91386	8/31/2017	Colina, Maria	60.00	Refund Credit balance
91387	8/31/2017	Core & Main	14,897.75	Angle Valves
91388	8/31/2017	Cundiff, Joel	102.56	Uniforms
91389	8/31/2017	Dons Garage Inc	1,844.67	Fleet Vehicle Maintenance
91390	8/31/2017	Dove Data Products, Inc.	225.00	Toner
91391	8/31/2017	Duke Energy	28,597.07	Gas & Electric for Various NKWD Locations
91392	8/31/2017	E & H Integrated Systems	475.00	Service Call
91393	8/31/2017	Enquirer Media	869.38	Advertisements
91394	8/31/2017	Fastenal Company	1,701.39	Wire Connectors
91395	8/31/2017	Filtrous	322.67	Lab Supplies
91396	8/31/2017	Fisher Scientific	189.39	Lab Supplies
91397	8/31/2017	Florence Winwater Works	599.00	Couplings
91398	8/31/2017	Garrard, Troy	150.43	Refund Credit balance
91399	8/31/2017	General Foundries, Inc.	437.50	Valve Boxes
91400	8/31/2017	Hach Company	1,426.08	Lab Supplies
91401	8/31/2017	HD Supply Waterworks, Ltd	14,373.00	Meter Covers
91402	8/31/2017	Hodges, Nathan	2,570.90	Tuition Reimbursement
91403	8/31/2017	KOI Enterprises, Inc	82.85	Parts for Fleet Vehicles
91404	8/31/2017	Line-X of Southern Ohio	160.00	Parts for Fleet Vehicles
91405	8/31/2017	Lowe's	112.38	Parts for Maintenance
91406	8/31/2017	Minuteman/Design Press	345.00	Envelopes
91407	8/31/2017	Mobilcomm Inc.	1,419.70	Scada Radio Antenna Rental
91408	8/31/2017	OFFICETEAM, Specialized Admin. Staffing	475.20	Temporary Services in Customer Service
91409	8/31/2017	Owen Electric Cooperative Inc	33.49	Short Cut Rd
91410	8/31/2017	Pilot Lumber	9.88	Maintenance Supplies
91411	8/31/2017	Plant Trolley, Inc., The	177.12	Monthly Charges
91412	8/31/2017	Pollard Water	1,610.24	Geophone's
91413	8/31/2017	R & M Welding Products Inc	565.33	Welding Supplies
91414	8/31/2017	RUMPKE	120.00	Monthly Charges
91415	8/31/2017	Sanitation District No. 1	15.62	Stormwater Charges
91416	8/31/2017	Scientific Equipment Service, Inc.	1,474.00	Service Call
91417	8/31/2017	Specialized Plumbing Parts Supply	21.10	Parts for Maintenance
91418	8/31/2017	Staples Advantage	84.44	Office Supplies

**Northern Kentucky Water District  
Operations & Maintenance  
Check Register  
July 1, 2017 through June 30, 2018**

<b>Ck#</b>	<b>Ck Date</b>	<b>Vendor</b>	<b>Ck Amount</b>	<b>Description</b>
91419	8/31/2017	Thermo Electron NA LLC	193.43	Lab Supplies
91420	8/31/2017	Time Warner Cable	248.19	Monthly Charges
91421	8/31/2017	Townsend, Rick	72.09	Refund Credit balance
91422	8/31/2017	Univar USA Inc.	9,281.32	Sodium Hypochlorite
91423	8/31/2017	USALCO	5,786.72	DelPac 2020, Removes Solids
91424	8/31/2017	Viking Supply, Inc	3,382.20	Valve Boxes, Repair Clamps
91425	8/31/2017	Wessel Lawncare & Landscaping	500.00	Service Call
91426	8/31/2017	Williams, Jacob	85.00	Refund CDL License
91427	9/5/2017	Kentucky State Treasurer	5,619.95	Employee Withholding
91428	9/7/2017	Kentucky Retirement Systems	2,460.51	Actuarial Cost
91429	9/8/2017	A-1 Electric Motor Service	740.13	Hypo A/C Repairs FTTP
91430	9/8/2017	ADI	193.25	Parts for Security
91431	9/8/2017	Agilent Technologies	901.78	Lab Supplies
91432	9/8/2017	Around the Clock Answering Service	519.00	Answering Service
91433	9/8/2017	Badger Daylighting Corp.	2,685.00	Hydrovac Excavation
91434	9/8/2017	Blue Chip Express & Courier Service	230.00	Courier Charges for BB&T
91435	9/8/2017	Boone-Kenton Lumber Supply Co.	16.59	Lumber
91436	9/8/2017	Bray Trucking Inc.	8,018.69	Aggregate Materials
91437	9/8/2017	Bryant, Chris	744.19	Mileage Reimbursement
91438	9/8/2017	CA Advance	242.77	Fire Hydrant Deposit Refund
91439	9/8/2017	Cincinnati Bell	9,821.71	Telephone Service
91440	9/8/2017	Cincinnati Bell	648.50	Facility Access Charges
91441	9/8/2017	City of Southgate	150.00	Right of Way Charges
91442	9/8/2017	Cottingham True Value	567.92	Stihl Parts for Distribution
91443	9/8/2017	Crescent Springs Hardware	450.43	Tools for Trucks
91444	9/8/2017	Dixon Engineering, Inc.	8,966.25	Tank Painting
91445	9/8/2017	DRT Construction, Inc	185.20	Refund Fire Hydrant Deposit
91446	9/8/2017	Duke Energy	45,623.98	Gas & Electric for Various NKWD Locations
91447	9/8/2017	EyeMed	1,156.60	Vision Insurance
91448	9/8/2017	Fisher Scientific	2,440.02	Lab Supplies
91449	9/8/2017	Florence Winwater Works	13,051.03	Meter Boxes
91450	9/8/2017	Fortiline, Inc.	2,946.25	Air Relief Valves, Meter Plugs
91451	9/8/2017	Grainger	99.11	Tools for Maintenance
91452	9/8/2017	Greko Supply Company	531.00	Supplies for Maintenance
91453	9/8/2017	Hach Company	684.68	Instrumentation Tools
91454	9/8/2017	Hall's Paving & Sealing, Inc.	7,396.00	Asphalt Restoration due to Maintenance of Mains
91455	9/8/2017	Human Resource Profile Inc	50.00	Background Check
91456	9/8/2017	Ideal Supplies Inc	4,912.50	Low Strength Fill
91457	9/8/2017	IDEXX Distribution, Inc.	3,542.81	Lab Supplies
91458	9/8/2017	Johnson Electric Supply Co., The	218.54	Electrical Supplies
91459	9/8/2017	KEMI	4,820.74	3rd Workers Comp Installment
91460	9/8/2017	Kemira Water Solutions, Inc.	5,048.31	Ferric Sulfate, Removes Solids
91461	9/8/2017	KOI Enterprises, Inc	161.63	Parts for Fleet
91462	9/8/2017	Klingenbergs - Covington	13.48	Tools for Maintenance
91463	9/8/2017	Konkright, Darlene	127.09	Refund Fire Hydrant Deposit
91464	9/8/2017	Lang, Tim	210.40	Refund Fire Hydrant Deposit
91465	9/8/2017	Lawn Systems, Inc.	5,999.00	Monthly Charges
91466	9/8/2017	Len Riegler Blacktop, Inc.	405.99	Refund Fire Hydrant Deposit
91467	9/8/2017	Lincoln National Life Insurance Co.	853.23	Life Insurance for September
91468	9/8/2017	Literature Fulfillment Services	14,010.50	Mailing of Bills & Notices
91469	9/8/2017	Lowe's	670.15	Tools for Trucks, Parts for Maintenance
91470	9/8/2017	Lucas Pools	290.69	Refund Fire Hydrant Deposit
91471	9/8/2017	Matheson Tri-Gas, Inc.	208.73	Lab Supplies
91472	9/8/2017	Microsoft	168.17	Monthly Charges
91473	9/8/2017	Miller Pipeline	78.01	Refund Fire Hydrant Deposit
91474	9/8/2017	OFFICETEAM, Specialized Admin. Staffing	814.28	Temporary Services in Customer Service
91475	9/8/2017	Owen Electric Cooperative Inc	55.05	Pendleton Co Meter Pit
91476	9/8/2017	Colleen Medert-Petty Cash	48.00	Petty Cash
91477	9/8/2017	Pension Corporation of America	5,754.81	Flex Spending for September
91478	9/8/2017	Pridestaff Financial	2,720.00	Temporary Services in HR
91479	9/8/2017	Rexnord Industries LLC	191.28	Parts for Customer Service
91480	9/8/2017	Richie Trucking	1,625.00	Monthly Disposal Fee
91481	9/8/2017	R & M Welding Products Inc	130.09	Welding Supplies
91482	9/8/2017	RNK Environmental Inc	378.00	Pickup & Disposal of HAA Waste
91483	9/8/2017	Sanitation District No. 1	3,748.58	Blowoff Flushing for July
91484	9/8/2017	Sanitation District No. 1	142.13	Stormwater Charges
91485	9/8/2017	Jeff Schuchter	90.42	Mileage Reimbursement
91486	9/8/2017	Southern States	90.56	Seed & Straw

**Northern Kentucky Water District  
Operations & Maintenance  
Check Register  
July 1, 2017 through June 30, 2018**

<b>Ck#</b>	<b>Ck Date</b>	<b>Vendor</b>	<b>Ck Amount</b>	<b>Description</b>
91487	9/8/2017	Table Rock Construction	30.40	Refund Fire Hydrant Deposit
91488	9/8/2017	Tele-Vac Environmental	146.39	Refund Fire Hydrant Deposit
91489	9/8/2017	ThyssenKrupp Elevator	255.09	Maintenance on Elevators
91490	9/8/2017	Univar USA Inc.	2,781.10	Sodium Hypochlorite
91491	9/8/2017	United Healthcare Insurance	5.68	Monthly Assessment
91492	9/8/2017	Uniforms Manufacturing Inc.	209.25	Uniforms
91493	9/8/2017	USALCO	5,796.16	DelPac
91494	9/8/2017	Verizon Wireless	7,625.40	Monthly Charges
91495	9/8/2017	Viking Supply, Inc	11,895.50	Repair Clamps, Couplings
91496	9/8/2017	Vivial	620.15	Monthly Charges
91497	9/8/2017	Waste Resource Management Inc.	1,318.08	Sludge Removal
91498	9/8/2017	Wessel Lawncare & Landscaping	2,543.36	Monthly Charges
91499	9/8/2017	Wex Bank	15,925.03	Gas Purchases for August
91500	9/8/2017	Wildman Corporate Apparel	516.82	Uniforms
91501	9/8/2017	WRC Inc.	130.00	Refund Fire Hydrant Deposit
91502	9/8/2017	VOID	-	Void
91503	9/11/2017	Cangioni, Carole	779.63	Refund Credit on Account
91504	9/11/2017	Bardo, Rob or Meg	8,000.00	Damages
91505	9/12/2017	Chisenhall, Doris or Kristie	8,000.00	Damages
91506	9/12/2017	VOID	-	Void
91507	9/12/2017	Kentucky State Treasurer	5,583.13	Employee Withholding
91508	9/13/2017	Gerdas, Yvette	900.00	Over Payment on Account
91509	9/16/2017	A-1 Electric Motor Service	211.58	Electrical Supplies
91510	9/16/2017	Analytical Services Inc	874.00	Lab Supplies
91511	9/16/2017	A & S Electric Supply, Inc.	585.10	Electrical Supplies
91512	9/16/2017	Badger Meter, Inc	81.00	Monthly Charges
91513	9/16/2017	Bardo, Rob or Meg	333.27	Damage Reimbursement
91514	9/16/2017	B C Engineering Co	276.02	Repair Kits
91515	9/16/2017	Best Way Disposal	705.01	Monthly Charges
91516	9/16/2017	Blevins, Adam	92.19	Refund Deposit
91517	9/16/2017	Carroll, Amber	12.56	Refund Deposit
91518	9/16/2017	CCP Industries Inc.	400.27	Shop Supplies
91519	9/16/2017	CDW Government Inc.	81.95	Computer Supplies
91520	9/16/2017	Chase Environmental Group	70.00	Test Analysis
91521	9/16/2017	Chisenhall, Doris or Kristie	333.27	Damages
91522	9/16/2017	Cincinnati Bell	493.02	Telephone Service
91523	9/16/2017	Cintas #315	1,914.87	Facility Supplies
91524	9/16/2017	Clear Edge Filtration	1,734.25	Bottom Belts for Sludge Press FTTP
91525	9/16/2017	Cline, Joan	66.74	Refund Deposit
91526	9/16/2017	Combined Public Comm.	1,341.27	Electric Charges
91527	9/16/2017	Core & Main	132.00	Corporation Swivels
91528	9/16/2017	Crescent Springs Hardware	123.50	Tools for Trucks
91529	9/16/2017	Dons Garage Inc	3,126.07	Work Performed on Fleet Vehicle's
91530	9/16/2017	Duke Energy	75,836.91	Gas & Electric for Various NKWD Locations
91531	9/16/2017	Edwards, Ian	125.56	Refund Deposit
91532	9/16/2017	Ellison, Ryan	39.75	Refund Deposit
91533	9/16/2017	Environmental Resource Associates	549.92	Lab Supplies
91534	9/16/2017	Fangmeyer Jr., David	76.45	Refund Deposit
91535	9/16/2017	Fastenal Company	1,237.43	Assorted Hardware
91536	9/16/2017	Fedders Feed Co., J. H.	42.95	Seed and Straw for Restoration
91537	9/16/2017	VOID	-	Void
91538	9/16/2017	Fisher Scientific	3,609.21	Lab Supplies
91539	9/16/2017	Flaughner, Justin	89.00	Reimburse CDL License/Test
91540	9/16/2017	Florence Hardware & Industrial Supply	57.34	Tools for Meter Shop
91541	9/16/2017	Florence Winwater Works	5,373.20	Gaskets
91542	9/16/2017	Flynn Metering Systems	235.29	Valve
91543	9/16/2017	Fortiline, Inc.	1,672.00	Brass Pipes
91544	9/16/2017	Gemmer & Sons, Inc.	10,861.07	Main Repair on Grandview
91545	9/16/2017	GPS Hospitality Partners LLC	43.06	Refund Credit Balance
91546	9/16/2017	Greater Comfort Heating & Air	1,745.00	Preventative Maintenance
91547	9/16/2017	Hach Company	345.59	Lab Supplies
91548	9/16/2017	Hall's Paving & Sealing, Inc.	2,244.80	Asphalt Restoration due to Maintenance of Mains
91549	9/16/2017	Henn Plumbing Inc.	260.00	Service Call
91550	9/16/2017	Hewlett-Packard	450.00	Computer Supplies
91551	9/16/2017	Holland, Brandon	14.00	Refund Deposit
91552	9/16/2017	Hoop, Kenneth	68.08	Refund Deposit
91553	9/16/2017	Hughes, PSC., John N.	8,300.00	Professional Services
91554	9/16/2017	Ideal Supplies Inc	10,827.50	Low Strength Fill

**Northern Kentucky Water District  
Operations & Maintenance  
Check Register  
July 1, 2017 through June 30, 2018**

<b>Ck#</b>	<b>Ck Date</b>	<b>Vendor</b>	<b>Ck Amount</b>	<b>Description</b>
91555	9/16/2017	Jolly Plumbing	175.00	Service Call
91556	9/16/2017	Kemira Water Solutions, Inc.	5,022.34	Ferric Sulfate, Removes Solids
91557	9/16/2017	KOI Enterprises, Inc	541.58	Parts for Fleet Vehicles
91558	9/16/2017	Kiefer, Catherine	72.97	Refund Deposit
91559	9/16/2017	Knew Day LLC	113.67	Refund Deposit
91560	9/16/2017	Kramer, Tom	125.42	Refund Deposit
91561	9/16/2017	Linville, Steven	125.80	Refund Deposit
91562	9/16/2017	Lowe's	66.20	Maintenance Supplies
91563	9/16/2017	Lykins Oil Company	2,410.54	Diesel Fuel
91564	9/16/2017	Mailender Inc.	393.81	Kitchen & Janitorial Supplies
91565	9/16/2017	Mark's Garage	1,478.32	Work Performed on Fleet Vehicle's
91566	9/16/2017	Mills Fence Co., Inc.	1,450.00	Service call
91567	9/16/2017	Millipore Corporation	1,394.36	Lab Supplies
91568	9/16/2017	Morgan, Stephanie	46.48	Refund Deposit
91569	9/16/2017	Murray, Dirk	107.39	Refund Deposit
91570	9/16/2017	OFFICETEAM, Specialized Admin. Staffing	636.97	Temporary Service in Customer Service
91571	9/16/2017	Owen Electric Cooperative Inc	16,711.46	Richardson Rd & Banklick
91572	9/16/2017	Parr, Heather	16.63	Refund Deposit
91573	9/16/2017	Pitney Bowes Inc.	765.12	Lease Charges on Mail Machine
91574	9/16/2017	Ramler, Brian	22.09	Refund Deposit
91575	9/16/2017	Riser, Lois	96.12	Refund Deposit
91576	9/16/2017	R & M Welding Products Inc	320.48	Welding Supplies
91577	9/16/2017	Rodriguez, Oscar	32.42	Refund Deposit
91578	9/16/2017	RUMPKE	83.37	Monthly Charges
91579	9/16/2017	Sanitation District No. 1	218.91	Sanitation & Stormwater
91580	9/16/2017	Shell, Walter	49.79	Refund Deposit
91581	9/16/2017	Simon, Lisa	5.36	Refund Deposit
91582	9/16/2017	Smith, Steve	125.60	Refund Deposit
91583	9/16/2017	Southeastern Equipment Co Inc	611.32	Work Performed on Fleet Vehicle's
91584	9/16/2017	Staples Advantage	179.53	Office Supplies
91585	9/16/2017	Tilden, Amanda	17.81	Refund Deposit
91586	9/16/2017	Trotter, Bucky	49.81	Refund Deposit
91587	9/16/2017	Univar USA Inc.	11,650.32	Sodium Hypochlorite, Caustic Soda
91588	9/16/2017	USALCO	5,708.84	DelPac 2020, Removes Solids
91589	9/16/2017	Vertical Systems Elevator	256.79	Monthly Charges
91590	9/16/2017	Viking Supply, Inc	6,679.43	DI Pipe
91591	9/16/2017	Visionary Holdings LLC	117.87	Refund Deposit
91592	9/16/2017	VonLehman & Company Inc.	150.00	Professional Services
91593	9/16/2017	Watson, Kyle	44.59	Refund Deposit
91594	9/18/2017	Kentucky State Treasurer	5,583.13	Employee Withholding
91595	9/21/2017	A-1 Electric Motor Service	862.90	Electrical Supplies
91596	9/21/2017	ADS Environmental Services	750.00	Emergency Leak Detection
91597	9/21/2017	Appalachian States Analytical, LLC	4,652.80	Lab Tests
91598	9/21/2017	Badger Daylighting Corp.	1,260.00	Hydrovac Excavation
91599	9/21/2017	Bennett, Cecil	22.10	Refund Deposit
91600	9/21/2017	Brehm, Joe	500.00	Refund credit balance
91601	9/21/2017	Calgon Carbon Corporation	4,749.20	Replacement Lamp for FTTP UV
91602	9/21/2017	CBT Company	2,376.53	Replacement Parts for FTTP Sludge
91603	9/21/2017	CE Power Solutions, LLC	1,520.00	Oil for Transformers
91604	9/21/2017	Cincinnati Bell	3,196.77	Telephone Service
91605	9/21/2017	Cintas #315	680.08	Facility Supplies
91606	9/21/2017	Core & Main	11,536.20	Corporation Stops
91607	9/21/2017	Crescent Springs Hardware	34.99	Tools for Trucks
91608	9/21/2017	Duke Energy	2,449.98	Gas & electric charges for Various NKWD Locations
91609	9/21/2017	E & H Integrated Systems	315.00	Service call
91610	9/21/2017	Equipment Depot	110.31	Service call
91611	9/21/2017	VOID	-	Void
91612	9/21/2017	Fisher Scientific	662.29	Lab Supplies
91613	9/21/2017	Flynn Metering Systems	1,470.80	Replacement Chemical Metering Pump
91614	9/21/2017	Fortiline, Inc.	9,306.71	O-Rings, Adapters, Valves
91615	9/21/2017	Gannett Fleming Companies, Inc.	1,680.00	Rate Design Study
91616	9/21/2017	Gleason Electric Inc	70.00	Service call
91617	9/21/2017	Hillyard Kentucky	163.90	Janitorial Supplies
91618	9/21/2017	Humana Dental Ins. Co.	931.60	Dental Insurance for October
91619	9/21/2017	Ideal Supplies Inc	1,800.00	Low Strength Fill
91620	9/21/2017	Kemira Water Solutions, Inc.	5,035.32	Ferric Sulfate, Removes Solids
91621	9/21/2017	KOI Enterprises, Inc	13.33	Parts for Fleet Vehicles
91622	9/21/2017	Lowe's	639.12	Parts for Maintenance



**Northern Kentucky Water District  
Operations & Maintenance  
Check Register  
July 1, 2017 through June 30, 2018**

<b>Ck#</b>	<b>Ck Date</b>	<b>Vendor</b>	<b>Ck Amount</b>	<b>Description</b>
91623	9/21/2017	Lykins Oil Company	1,866.57	Diesel Fuel
91624	9/21/2017	Matheson Tri-Gas, Inc.	876.67	Lab Supplies
91625	9/21/2017	Mills Fence Co., Inc.	2,080.00	Service Call
91626	9/21/2017	Minuteman/Design Press	520.00	Door Hangers
91627	9/21/2017	NexGen Building Supply	2,511.60	Krylon Blue Marking Paint
91628	9/21/2017	Oberjohn, Karen	99.11	Refund Credit balance
91629	9/21/2017	OFFICETEAM, Specialized Admin. Staffing	792.89	Temporary Service in Customer Service
91630	9/21/2017	Otis Elevator Company	2,783.47	FTTP Elevator Emergency Return Battery
91631	9/21/2017	Owen Electric Cooperative Inc	77.65	Woeste Rd
91632	9/21/2017	Phenova	136.80	Lab Supplies
91633	9/21/2017	Pridestaff Financial	1,360.00	Temporary Service in HR
91634	9/21/2017	Process Pump & Seal, Inc.	3,074.31	Seals
91635	9/21/2017	R & M Welding Products Inc	27.89	Welding Supplies
91636	9/21/2017	Sanitation District No. 1	176.60	Sanitation & Storm Water Charges
91637	9/21/2017	Southern States	74.61	Seed and Straw
91638	9/21/2017	Staples Advantage	864.91	Office Supplies
91639	9/21/2017	St. Elizabeth Business Health	622.00	Clinical Services
91640	9/21/2017	Thatcher Chemical of Florida Inc	10,608.00	Copper Sulfate, Removes Solids
91641	9/21/2017	Time Warner Cable	110.00	Monthly Charges
91642	9/21/2017	United Window Cleaning Co., Inc.	40.00	Facility Maintenance
91643	9/21/2017	US Bank Equipment Finance	1,184.37	Lease on Copiers
91644	9/21/2017	Viking Supply, Inc	1,264.75	Repair Clamps
91645	9/21/2017	Waste Resource Management Inc.	2,260.16	Disposal of Treatment Plant Residual
91646	9/21/2017	Wildman Corporate Apparel	98.96	Uniforms
91647	9/21/2017	Wilhelm-Olsen, Helen	107.99	Refund Deposit
91648	9/26/2017	Fifth Third Bank-Visa	1,212.65	Visa Charges for August
91649	9/26/2017	Kentucky State Treasurer	5,633.13	Employee Withholding
91650	9/29/2017	Abco Safety	241.76	Safety Supplies
91651	9/29/2017	AFM Demolition	32.77	Refund Fire Hydrant Deposit
91652	9/29/2017	American Red Cross	27.00	Safety Training
91653	9/29/2017	Analytical Services Inc	437.00	Lab Test
91654	9/29/2017	Arts Rental Equipment & Supply	493.76	Skid Steer Rental
91655	9/29/2017	AWWA	664.00	Member Renewal
91656	9/29/2017	Battery Neighbor LLC	204.00	Batteries
91657	9/29/2017	BestOne, Tire & Service of Mid America, Inc.	417.52	Work Performed on Fleet Vehicles
91658	9/29/2017	CA Advance	121.59	Refund Fire Hydrant Deposit
91659	9/29/2017	CDW Government Inc.	314.06	Computer Supplies
91660	9/29/2017	Cincinnati Bell	2,324.26	Telephone Services
91661	9/29/2017	Cincinnati Bell Any Distance	100.33	Long Distance Charges
91662	9/29/2017	Cincinnati Bell	1,472.91	Damages
91663	9/29/2017	Cincinnati State College	598.00	Safety Training
91664	9/29/2017	Crescent Springs Hardware	48.95	Tools for Trucks
91665	9/29/2017	Dons Garage Inc	2,862.38	Work Performed on Fleet Vehicles
91666	9/29/2017	Dove Data Products, Inc.	527.00	Toner
91667	9/29/2017	Duke Energy	51,016.90	Electric & Gas Service at Various NKWD Locations
91668	9/29/2017	E & H Integrated Systems	4,037.57	Annual Maintenance
91669	9/29/2017	Electric Motor Technologies LLC	5,250.00	Service Call
91670	9/29/2017	Environmental Resource Associates	206.97	Lab Supplies
91671	9/29/2017	Equipment Depot	446.13	Service Call
91672	9/29/2017	Erlanger Window Cleaning	4,100.00	Facility Maintenance
91673	9/29/2017	Fairway Crossing Condos	234.00	Damages to Irrigation System
91674	9/29/2017	Fastech Alarms & Telecommunication	623.97	Work on Security Alarms
91675	9/29/2017	Fisher Scientific	271.46	Lab Supplies
91676	9/29/2017	Flaig Welding Co Inc	149.50	MPTP Filter Hatch Lid
91677	9/29/2017	General Foundries, Inc.	700.00	Riser Ring
91678	9/29/2017	Glass, Steve	99.06	Uniforms
91679	9/29/2017	Goetz Matt	220.00	Refund Fire Hydrant Deposit
91680	9/29/2017	Grainger	51.48	Tools
91681	9/29/2017	Greater Comfort Heating & Air	960.00	Preventive Maintenance
91682	9/29/2017	Hach Company	1,231.29	Lab Supplies
91683	9/29/2017	HDR Engineering, Inc.	1,259.17	Storage Tank Improvements
91684	9/29/2017	Henn Plumbing Inc.	250.00	Service to Customer's Service
91685	9/29/2017	JD Power Systems	137.61	Parts for Maintenance
91686	9/29/2017	Kaman Fluid Power	500.00	Service Call
91687	9/29/2017	Kennys Collision Center	1,055.14	Work Performed on Fleet Vehicles
91688	9/29/2017	KOI Enterprises, Inc	1,138.94	Stock Supplies for Fleet Vehicles
91689	9/29/2017	Kent Refrigeration Company	855.35	Service Call
91690	9/29/2017	Len Riegler Blacktop, Inc.	312.03	Refund Fire Hydrant Refund

**Northern Kentucky Water District  
Operations & Maintenance  
Check Register  
July 1, 2017 through June 30, 2018**

<b>Ck#</b>	<b>Ck Date</b>	<b>Vendor</b>	<b>Ck Amount</b>	<b>Description</b>
91691	9/29/2017	Lincoln National Life Insurance Co.	5,395.27	Life Insurance for October
91692	9/29/2017	Lowe's	997.54	Maintenance Supplies
91693	9/29/2017	Lucas Pools	3.60	Refund Fire Hydrant Deposit
91694	9/29/2017	Lykins Oil Company	1,310.98	Diesel Fuel
91695	9/29/2017	Mainstrasse Village Assoc.	200.79	Refund Fire Hydrant Deposit
91696	9/29/2017	Mark's Garage	398.61	Work Performed on Fleet Vehicles
91697	9/29/2017	Matheson Tri-Gas, Inc.	677.36	Lab Supplies
91698	9/29/2017	Microsoft	6,468.00	Annual Maintenance
91699	9/29/2017	Miller Pipeline	415.44	Refund Fire Hydrant Deposit
91700	9/29/2017	Minuteman/Design Press	531.50	Business Cards, Letterhead
91701	9/29/2017	Mine Safety Appliances Co. LLC	463.84	Safety Supplies
91702	9/29/2017	Mobilcomm Inc.	963.00	Scada Radio Antenna Rental
91703	9/29/2017	Mower Express, Inc.	80.00	Service Call
91704	9/29/2017	North Star Painting Co Inc	275.20	Refund Fire Hydrant Deposit
91705	9/29/2017	OFFICETEAM, Specialized Admin. Staffing	152.46	Temporary Service in Customer Service
91706	9/29/2017	O'Reilly Auto Parts	239.99	Parts for Fleet Vehicles
91707	9/29/2017	O'Rourke Wrecking Co	585.00	Refund Fire Hydrant Deposit
91708	9/29/2017	Orr Safety Corporation	1,001.82	Safety Supplies
91709	9/29/2017	Owen Electric Cooperative Inc	35.47	Short Cut Road
91710	9/29/2017	Polydyne, Inc.	3,344.00	Clarifloc, Thickens Sludge
91711	9/29/2017	Pridestaff Financial	2,176.00	Temporary Service in HR
91712	9/29/2017	Randy's Rugged Wear	1,094.97	Safety Shoes
91713	9/29/2017	R & M Welding Products Inc	27.89	Welding Supplies
91714	9/29/2017	Safeguard Business Systems	284.25	Checks & Deposit Tickets
91715	9/29/2017	SafetyWear	211.42	Safety Glasses
91716	9/29/2017	Sanitation District No. 1	698.21	Sewer & Stormwater Charges
91717	9/29/2017	Sigma-Aldrich Inc	51.77	Lab Supplies
91718	9/29/2017	Southeastern Equipment Co Inc	3,245.43	Work Performed on Fleet Vehicles
91719	9/29/2017	Sumerel Tire Co., Inc., Bob	1,019.13	Work Performed on Fleet Vehicles
91720	9/29/2017	Supply Post Business Products	94.92	Office Supplies
91721	9/29/2017	SWS Environmental	298.37	Refund Fire Hydrant Deposit
91722	9/29/2017	Tele-Vac Environmental	146.39	Refund Fire Hydrant Deposit
91723	9/29/2017	Univar USA Inc.	16,084.15	Sodium Hypochlorite
91724	9/29/2017	United Healthcare Insurance	241,503.39	Health Insurance for October
91725	9/29/2017	USALCO	5,904.72	DelPac 2020, Removes solids
91726	9/29/2017	Wildman Corporate Apparel	2,501.19	Uniforms
91727	9/29/2017	Wiseway Supply	3,993.99	Generator Relay
91728	10/3/2017	Kentucky State Treasurer	5,633.13	Employee Withholding
91729	10/3/2017	Airport Towing	165.00	Towing
91730	10/3/2017	Arts Rental Equipment & Supply	808.30	Forklift Rental
91731	10/5/2017	Battery Neighbor LLC	494.64	Batteries
91732	10/5/2017	B C Engineering Co	564.00	Repair Kits for Maintenance
91733	10/5/2017	Becknell-Coghill Inc	28,410.00	New Services July 2017
91734	10/5/2017	Bosley, Tyler	97.04	Refund Deposit
91735	10/5/2017	Brewer, Dan	93.12	Refund Deposit
91736	10/5/2017	Browning, Brennan	120.00	KWVOA Conference
91737	10/5/2017	Calderon, Michael	86.06	Refund Deposit
91738	10/5/2017	CDW Government Inc.	995.91	Annual Maintenance
91739	10/5/2017	Cincinnati Bell	1,725.36	Telephone Service
91740	10/5/2017	Cintas #315	2,097.10	Facility Supplies
91741	10/5/2017	City of Edgewood	240.00	Permits
91742	10/5/2017	Continental Technologies, LLC	750.00	Refund New Service 37360
91743	10/5/2017	Cornerstone Controls, Inc.	474.80	Rebuild Kits for Maintenance
91744	10/5/2017	Core & Main	1,525.00	Service Saddles
91745	10/5/2017	Crescent Springs Hardware	257.38	Repair to Equipment
91746	10/5/2017	Daniels, Bradley	29.73	Refund Deposit
91747	10/5/2017	Dell Financial Services	5,038.79	Annual Lease VM Ware
91748	10/5/2017	Duke Energy	8,149.88	Gas & Electric For Various NKWD Locations
91749	10/5/2017	Electric Motor Technologies LLC	8,950.00	Recondition Dudley Motor
91750	10/5/2017	EyeMed	1,219.36	Vision Insurance for October
91751	10/5/2017	Ferguson Waterworks	370.00	Repair Clamps
91752	10/5/2017	Fisher Scientific	2,425.25	Lab Supplies
91753	10/5/2017	Florence Winwater Works	5,758.75	Repair Clamps, Valve Boxes
91754	10/5/2017	Foltz, Nicholas	45.15	Refund Deposit
91755	10/5/2017	Fulmer, Jessica	75.34	Refund Deposit
91756	10/5/2017	Gaylor, Vedra	114.90	Refund Deposit
91757	10/5/2017	Glahn, Craig	74.35	Refund Deposit
91758	10/5/2017	Grainger	767.36	Parts for Maintenance

**Northern Kentucky Water District  
Operations & Maintenance  
Check Register  
July 1, 2017 through June 30, 2018**

<b>Ck#</b>	<b>Ck Date</b>	<b>Vendor</b>	<b>Ck Amount</b>	<b>Description</b>
91759	10/5/2017	Groneck, John	126.15	Refund Deposit
91760	10/5/2017	Habitat for Humanity	750.00	Refund New Service 37386
91761	10/5/2017	Harper Oil Products Inc	1,710.43	Hydraulic Fluid
91762	10/5/2017	Hensley Plumbing Inc., Mike	230.00	Service Call - TMTP
91763	10/5/2017	Hudson, Carl	115.29	Refund Deposit
91764	10/5/2017	Human Resource Profile Inc	200.00	Background Check
91765	10/5/2017	Ideal Supplies Inc	3,092.50	Low Strength Fill
91766	10/5/2017	IDEXX Distribution, Inc.	2,118.96	Lab Supplies
91767	10/5/2017	Isabel, Mark	13.15	Refund Deposit
91768	10/5/2017	Jones & Simpson	41.90	Refund Deposit
91769	10/5/2017	Keidel Supply	828.39	Parts for Maintenance
91770	10/5/2017	Kemper Inc Richard G	130.29	Parts for Maintenance
91771	10/5/2017	Kemira Water Solutions, Inc.	4,983.38	Ferric Sulfate, Removes Mud
91772	10/5/2017	KOI Enterprises, Inc	21.52	Dredge Parts
91773	10/5/2017	Kruger Inc	968.19	MPTP Actiflow Parts
91774	10/5/2017	Kummer, Dilts & Collins PLLC	500.00	Johns Hill Rd Property
91775	10/5/2017	KWVOA	60.00	Conference Registration
91776	10/5/2017	Layne Christensen Company	1,600.00	3rd Qtr Vibration Test
91777	10/5/2017	Lincoln National Life Insurance Co.	914.66	Life Insurance
91778	10/5/2017	Lowe's	157.56	Parts for Maintenance
91779	10/5/2017	Lykins Oil Company	1,258.39	Diesel Fuel
91780	10/5/2017	Matheson Tri-Gas, Inc.	208.73	Argon for Lab
91781	10/5/2017	Moore, Michael	126.32	Refund Deposit
91782	10/5/2017	Ovivo USA, LLC	4,030.00	Parts for Sludge
91783	10/5/2017	Owen Electric Cooperative Inc	46.64	Pendleton Co Meter Pit
91784	10/5/2017	Colleen Medert-Petty Cash	51.51	Petty Cash
91785	10/5/2017	Pension Corporation of America	4,630.48	Flex Spending for October
91786	10/5/2017	Matt Piccirillo	120.00	KWVOA Conference
91787	10/5/2017	Pilot Lumber	4.37	Parts for Maintenance
91788	10/5/2017	Pirtek Reading Road	5,672.43	Parts for Fleet Vehicles
91789	10/5/2017	Plant Trolley, Inc., The	177.12	Monthly Charges
91790	10/5/2017	Richie Trucking	1,625.00	Monthly Dump Disposal
91791	10/5/2017	R & M Welding Products Inc	145.99	Welding Supplies
91792	10/5/2017	RNK Environmental Inc	555.00	Pickup & Disposal of HAA Waste
91793	10/5/2017	RUMPKE	120.00	Monthly Charges
91794	10/5/2017	Rust, Scott	750.00	Water Service Contract Refund
91795	10/5/2017	Sanitation District No. 1	85.17	Sewer & StormWater Charges
91796	10/5/2017	Jeff Schuchter	285.16	Mileage Reimbursement
91797	10/5/2017	Schreiber, Stanley	81.93	Refund Deposit
91798	10/5/2017	Shelton, Michelle	61.56	Refund Deposit
91799	10/5/2017	Southern States	205.90	Seed & Straw
91800	10/5/2017	Time Warner Cable	248.19	Monthly Charges
91801	10/5/2017	Travelers	110,143.30	Quarterly Premium
91802	10/5/2017	Trane U.S., Inc.	810.00	Parts for Maintenance
91803	10/5/2017	USALCO	5,789.08	DelPac 2020, Removes Solids
91804	10/5/2017	Verizon Wireless	7,381.98	Monthly Charges
91805	10/5/2017	Viking Supply, Inc	847.50	Valve Box Rings
91806	10/5/2017	Warren, Uriah	126.15	Refund Deposit
91807	10/5/2017	Wessel Lawncare & Landscaping	2,543.36	Monthly Charges
91808	10/5/2017	Wex Bank	14,208.45	Gas Purchases for Sept 2017
91809	10/5/2017	Wilder Winnelson	27.32	Parts for Maintenance
91810	10/5/2017	Wildman Corporate Apparel	455.50	Uniforms
91811	10/5/2017	Wolfe, Lenny	40.47	Refund Deposit
91812	10/5/2017	Zins Plumbing LLC	19,900.00	Sewer Line Repair 622 West 12th St
91813	10/6/2017	Kentucky State Treasurer	6,586.44	Employee Withholding
91814	10/11/2017	Kentucky State Treasurer	5,527.83	Employee Withholding
91815	10/13/2017	Abco Safety	269.81	Safety Supplies
91816	10/13/2017	ADS Environmental Services	600.00	Emergency Leak Detection
91817	10/13/2017	Allied Supply Co	206.64	Parts for Maintenance
91818	10/13/2017	Around the Clock Answering Service	537.00	Answering Service
91819	10/13/2017	Arts Rental Equipment & Supply	104.50	Tools for trucks
91820	10/13/2017	Badger Meter, Inc	2,309.76	Annual Service
91821	10/13/2017	Battery Neighbor LLC	135.00	Batteries
91822	10/13/2017	Best Way Disposal	706.26	Monthly Charges
91823	10/13/2017	Biederman Co., Inc., R.P.	81.00	Fire Alarm Monitoring
91824	10/13/2017	Blue Chip Express & Courier Service	190.00	Courier Service BB&T
91825	10/13/2017	Bonded Lock Service LLC	454.50	Parts for Maintenance
91826	10/13/2017	Bray Trucking Inc.	5,725.87	Aggregate Materials

**Northern Kentucky Water District  
Operations & Maintenance  
Check Register  
July 1, 2017 through June 30, 2018**

<b>Ck#</b>	<b>Ck Date</b>	<b>Vendor</b>	<b>Ck Amount</b>	<b>Description</b>
91827	10/13/2017	Bray Truck & Parts	1,889.16	Fleet Vehicle Maintenance
91828	10/13/2017	Castleman, Paul	500.00	Refund Credit Balance
91829	10/13/2017	Cincinnati Bell	7,979.26	Telephone Service
91830	10/13/2017	Cincinnati Bell	647.78	Telephone Service
91831	10/13/2017	Cincinnati Ready Mix Concrete	1,292.44	Concrete for Restoration
91832	10/13/2017	City of Southgate	150.00	Permits
91833	10/13/2017	Combined Public Comm.	496.01	Aqua Drive Electric
91834	10/13/2017	Composite Industrial Group	150.00	Service call
91835	10/13/2017	Core & Main	123.75	Meter Yokes
91836	10/13/2017	Cottingham True Value	39.99	Tools for Trucks
91837	10/13/2017	Crescent Springs Hardware	162.10	Supplies for Distribution
91838	10/13/2017	Dons Garage Inc	1,070.66	Fleet Vehicle Maintenance
91839	10/13/2017	Duke Energy	38,103.07	Gas & Electric for Various NKWD Locations
91840	10/13/2017	Emery, Dallas	184.95	Uniform Reimbursement
91841	10/13/2017	Environmental Resource Associates	274.43	Lab Supplies
91842	10/13/2017	Fastenal Company	451.65	Assorted Hardware
91843	10/13/2017	Fastech Alarms & telecommunication Service	743.21	Maintenance on Alarm
91844	10/13/2017	Fedders Feed Co., J. H.	127.70	Seed and Straw
91845	10/13/2017	Federal Express	41.81	Transportation Charges
91846	10/13/2017	Ferguson Waterworks	1,539.00	Meter Yoke Bars, Compression Tees
91847	10/13/2017	VOID	-	Void
91848	10/13/2017	Fisher Scientific	943.72	Lab Supplies
91849	10/13/2017	Florence Winwater Works	3,600.70	Repair Clamps, Valve Box Extensions
91850	10/13/2017	Flynn Metering Systems	776.92	Repair Kit
91851	10/13/2017	Fortiline, Inc.	3,264.92	Meter Keys, Compression Tees
91852	10/13/2017	Grainger	60.34	Actuator Parts
91853	10/13/2017	Hach Company	1,532.51	Lab Supplies
91854	10/13/2017	Hall's Paving & Sealing, Inc.	5,188.25	Asphalt Restoration due to Maintenance of Mains
91855	10/13/2017	Herald Cory	22.63	Refund Credit
91856	10/13/2017	Hillyard Kentucky	1,257.08	Janitorial Supplies
91857	10/13/2017	Ideal Supplies Inc	4,257.50	Low Strength Fill
91858	10/13/2017	Jolly Plumbing	1,843.50	Damages
91859	10/13/2017	KEMI	4,820.74	Monthly Premium
91860	10/13/2017	Kemira Water Solutions, Inc.	5,002.86	Ferric Sulfate, Removes Solids
91861	10/13/2017	KOI Enterprises, Inc	505.72	Parts for Fleet Vehicles
91862	10/13/2017	Lawn Systems, Inc.	5,999.00	Monthly Landscaping
91863	10/13/2017	Len Riegler Blacktop, Inc.	8,699.60	Milling & Paving
91864	10/13/2017	Lincoln National Life Insurance Co.	5,642.66	Life Insurance for November
91865	10/13/2017	Literature Fulfillment Services	18,209.03	Mailing of Bills/Notices Sept
91866	10/13/2017	Lowe's	696.36	Parts for Maintenance & FTTP
91867	10/13/2017	Lykins Oil Company	1,138.04	Diesel Fuel
91868	10/13/2017	Mark's Garage	3,201.76	Fleet Vehicle Maintenance
91869	10/13/2017	Microsoft	196.15	Monthly Charges
91870	10/13/2017	Minuteman/Design Press	88.00	Paper Stock
91871	10/13/2017	Mobilcomm Inc.	963.00	Scada Radio Antenna Rental
91872	10/13/2017	OFFICETEAM, Specialized Admin. Staffing	629.37	Temporary Service in Customer Service
91873	10/13/2017	O'Reilly Auto Parts	118.90	Parts for Fleet Vehicles
91874	10/13/2017	Orr Safety Corporation	1,483.84	Safety Supplies
91875	10/13/2017	Owen Electric Cooperative Inc	13,842.04	Richardson Rd & Banklick
91876	10/13/2017	Perch Security	6,000.00	Annual Service
91877	10/13/2017	Pilot Lumber	29.24	Tools for Trucks
91878	10/13/2017	Pirtek Reading Road	164.34	Parts for Equipment
91879	10/13/2017	Pitney Bowes Inc.	3,000.00	Postage on Mail Machine
91880	10/13/2017	Pridestaff Financial	2,720.00	Temporary Service in HR
91881	10/13/2017	Process Pump & Seal, Inc.	1,386.61	Hose for Carbon Feed
91882	10/13/2017	Reis Concrete Products Inc	534.00	Concrete for Restoration
91883	10/13/2017	Res/Comm Security Systems Inc.	306.00	Central Station Monitoring
91884	10/13/2017	Richie, Eric	52.00	Reimburse CDL
91885	10/13/2017	R & M Welding Products Inc	312.24	Lease on Welding Cylinders
91886	10/13/2017	RUMPKE	83.37	Monthly Charges
91887	10/13/2017	Sanitation District No. 1	4,484.27	Blowoff Flushing
91888	10/13/2017	Sanitation District No. 1	191.15	Sanitation & Storm Water Charges
91889	10/13/2017	Seal Analytical, Inc.	341.20	Lab Supplies
91890	10/13/2017	Shannon Chemical Corporation	13,686.08	Corrosion Inhibitor
91891	10/13/2017	Shirden's Carpet Cleaning Service	1,140.00	Facility Maintenance
91892	10/13/2017	Southeastern Equipment Co Inc	985.45	Fleet Vehicle Maintenance
91893	10/13/2017	Specialized Plumbing Parts Supply	9.00	Parts for Plumbing
91894	10/13/2017	St. Elizabeth Medical Center	962.50	4th Quarter EAP Program

**Northern Kentucky Water District  
Operations & Maintenance  
Check Register  
July 1, 2017 through June 30, 2018**

<b>Ck#</b>	<b>Ck Date</b>	<b>Vendor</b>	<b>Ck Amount</b>	<b>Description</b>
91895	10/13/2017	Sumerel Tire Co., Inc., Bob	2,034.46	Fleet Vehicle Maintenance
91896	10/13/2017	Taylor Brothers Excavating	305.00	Topsoil for Restoration
91897	10/13/2017	The Thaman Rubber Co.	852.72	Rollers for Sludge Conveyor
91898	10/13/2017	Thomson Reuters	75.00	Fixed Asset Software
91899	10/13/2017	Thomson Reuters	395.00	Fixed Asset Renewal
91900	10/13/2017	Travelers	938.27	Damages
91901	10/13/2017	TrinSoft, LLC	85.00	Service call
91902	10/13/2017	Univar USA Inc.	2,779.87	Sodium Hypochlorite, Kills Germs in Water
91903	10/13/2017	United Healthcare Insurance	261,670.32	November Health Insurance
91904	10/13/2017	USALCO	5,800.88	DelPac 2020, Removes Solids
91905	10/13/2017	Verizon Wireless	150.10	Monthly Charges
91906	10/13/2017	Vertical Systems Elevator	256.79	Routine Maintenance
91907	10/13/2017	Viking Supply, Inc	1,907.80	Repair Clamps
91908	10/13/2017	Vivial	630.80	Monthly Charges
91909	10/13/2017	Waste Resource Management Inc.	4,658.24	Sludge Removal
91910	10/13/2017	Wildman Corporate Apparel	321.50	Uniforms
91911	10/16/2017	Kentucky State Treasurer	5,565.31	Employee Withholding
91912	10/16/2017	United Way of Greater Cincinnati	1,387.79	3rd Qtr Contributions
91913	10/18/2017	Fifth Third Visa	2,939.28	September Visa Purchases
91914	10/20/2017	A & A Lawncare & Landscaping	495.00	Restoration from Main Break
91915	10/20/2017	Abel, Jason	59.30	Refund Deposit
91916	10/20/2017	Ace-Tex Enterprises, Inc.	391.15	Shop Supplies
91917	10/20/2017	American Ground Water Trust	530.00	Workshop Registration
91918	10/20/2017	Badger Daylighting Corp.	895.00	Hydrovac Excavation
91919	10/20/2017	Battery Neighbor LLC	387.84	Batteries
91920	10/20/2017	BestOne, Tire & Service of Mid America, Inc.	486.33	Fleet Vehicle Maintenance
91921	10/20/2017	Brown, Autumn	46.76	Refund Deposit
91922	10/20/2017	Cahill, Michael	88.96	Refund Deposit
91923	10/20/2017	Callen, Wilburn	70.61	Refund Deposit
91924	10/20/2017	CDW Government Inc.	520.03	Computer Supplies
91925	10/20/2017	Cincinnati Bell	899.67	Telephone Service
91926	10/20/2017	Cintas #315	1,582.20	Facility Supplies
91927	10/20/2017	Core & Main	22,308.00	Angle Valves, Service Saddles
91928	10/20/2017	Crescent Springs Hardware	63.92	Tools for trucks
91929	10/20/2017	Crux Vinyl Graphics	889.04	Vehicle Logos
91930	10/20/2017	Dons Garage Inc	828.93	Fleet Vehicle Maintenance
91931	10/20/2017	Duke Energy	97,671.21	Gas & Electric Charges for Various NKWD Locations
91932	10/20/2017	Employers Resource Association	942.00	Membership Dues
91933	10/20/2017	Environmental Laboratories, Inc.	128.00	Lab Supplies
91934	10/20/2017	Federal Express	40.05	Transportation Charges
91935	10/20/2017	Fisher Scientific	289.86	Lab Supplies
91936	10/20/2017	Flaig Welding Co Inc	8,549.50	Fabrication for Equipment
91937	10/20/2017	Florence Winwater Works	13,632.10	Pressure Regulators, Fire Hydrants
91938	10/20/2017	Flynn Metering Systems	177.00	Supplies for Maintenance
91939	10/20/2017	Fortiline, Inc.	2,413.25	Valves Keys, Curb Box Cleaner
91940	10/20/2017	Grainger	584.39	Parts for Distribution
91941	10/20/2017	Greater Comfort Heating & Air	2,891.08	Heat Exchanger Repair - CF
91942	10/20/2017	Hall's Paving & Sealing, Inc.	12,333.92	Asphalt Restoration due to Main Breaks
91943	10/20/2017	Hall, Linda	37.34	Refund Deposit
91944	10/20/2017	Harper Oil Products Inc	1,450.36	Grease & Oil for Maintenance
91945	10/20/2017	HDR Engineering, Inc.	599.32	Dudley 1080 Tank Painting
91946	10/20/2017	Higgins, Mathew	59.16	Refund Deposit
91947	10/20/2017	Hopkins, Tad	125.98	Refund Deposit
91948	10/20/2017	Humana Dental Ins. Co.	1,041.20	Dental Insurance for November
91949	10/20/2017	Ideal Supplies Inc	10,105.00	Low Strength Fill
91950	10/20/2017	Industrial Wire Rope Supply Co Inc	2,862.56	Wire Rope Clips
91951	10/20/2017	Janell Inc.	6.72	Concrete Supplies for Restoration
91952	10/20/2017	Jerauld, Stacy	67.17	Refund Deposit
91953	10/20/2017	Kemira Water Solutions, Inc.	5,389.19	Ferric Sulfate, Removes Dirt
91954	10/20/2017	KOI Enterprises, Inc	507.42	Supplies for Fleet Vehicles
91955	10/20/2017	Kinney, Alvis	27.65	Refund Deposit
91956	10/20/2017	Lowe's	148.14	Parts for Maintenance
91957	10/20/2017	Luken, Matt	125.58	Refund Deposit
91958	10/20/2017	Lykins Oil Company	1,388.00	Diesel Fuel
91959	10/20/2017	Mailender Inc.	277.13	Kitchen & Janitorial Supplies
91960	10/20/2017	Mark's Garage	746.79	Fleet Vehicle Maintenance
91961	10/20/2017	Marine Solutions Inc.	9,800.00	Fall Inspection of Intakes
91962	10/20/2017	VOID	-	Void

**Northern Kentucky Water District  
Operations & Maintenance  
Check Register  
July 1, 2017 through June 30, 2018**

<b>Ck#</b>	<b>Ck Date</b>	<b>Vendor</b>	<b>Ck Amount</b>	<b>Description</b>
91963	10/20/2017	McKenzie, Michelle	80.91	Uniform Reimbursement
91964	10/20/2017	Minuteman/Design Press	345.00	Window Envelopes
91965	10/20/2017	Moore, Shelia	90.84	Refund Deposit
91966	10/20/2017	Mower Express, Inc.	1,563.84	Pumps
91967	10/20/2017	Myers, Justin	59.74	Refund Deposit
91968	10/20/2017	OFFICETEAM, Specialized Admin. Staffing	814.19	Temporary Service in Customer Service
91969	10/20/2017	Ohio Valley Gasket	188.90	Gaskets
91970	10/20/2017	Pacific Interpreters	24.65	Over the Phone Interpreting
91971	10/20/2017	Passport Health	164.00	Flu Shots
91972	10/20/2017	Peet, Margaret	82.71	Refund Deposit
91973	10/20/2017	Pirtek Reading Road	1,254.40	Fleet Vehicle Maintenance
91974	10/20/2017	Randy's Rugged Wear	6,445.21	Uniforms
91975	10/20/2017	Robinson, Tonya	36.35	Refund Deposit
91976	10/20/2017	Safety Shoe Distributors	136.99	Safety Shoes
91977	10/20/2017	Sanitation District No. 1	343.13	Sewer & Storm Water Charges
91978	10/20/2017	Southeastern Equipment Co Inc	3,778.41	Supplies for Fleet Vehicles
91979	10/20/2017	Southern States	149.10	Seed and Straw for Restoration
91980	10/20/2017	Staples Advantage	474.61	Office Supplies
91981	10/20/2017	Sumerel Tire Co., Inc., Bob	2,853.39	Fleet Vehicle Maintenance
91982	10/20/2017	Taylor Brothers Excavating	55.00	Topsoil for Restoration
91983	10/20/2017	Thompson-Lang, Tracy	66.16	Refund Deposit
91984	10/20/2017	Time Warner Cable	110.00	Monthly Charges
91985	10/20/2017	Truck and Trailer Supply	549.60	Supplies for Fleet Vehicles
91986	10/20/2017	Turner, Seth	95.85	Refund Deposit
91987	10/20/2017	Univar USA Inc.	8,335.28	Sodium Hypochlorite
91988	10/20/2017	United Window Cleaning Co., Inc.	40.00	Lobby Windows & Doors CF
91989	10/20/2017	USALCO	5,852.80	DelPac 2020
91990	10/20/2017	US Bank Equipment Finance	1,076.70	Copier Maintenance
91991	10/20/2017	Viking Supply, Inc	6,803.70	Traffic Repair Kits, Couplings
91992	10/20/2017	Viox & Viox Inc.	2,495.00	Professional Services
91993	10/20/2017	Wildman Corporate Apparel	255.36	Uniforms
91994	10/20/2017	Wright, Jonathan	68.24	Refund Deposit
91995	10/20/2017	Young, Paula	125.26	Refund Deposit
91996	10/24/2017	Gannett Fleming Companies, Inc.	3,605.00	Rate Design Study
91997	10/24/2017	Kentucky State Treasurer	5,546.20	Employee Withholding
91998	10/27/2017	4 Seasons Grounds Management	105.99	Refund Fire Hydrant Deposit
91999	10/27/2017	A & A Safety, Inc	1,752.00	Safety Supplies
92000	10/27/2017	Ace Auto Accessories	375.00	Parts for Fleet Vehicles
92001	10/27/2017	Appalachian States Analytical, LLC	307.80	Lab Test
92002	10/27/2017	Arts Rental Equipment & Supply	108.00	Propane
92003	10/27/2017	Bonded Lock Service LLC	1,757.41	Padlocks for Meter Pits
92004	10/27/2017	Bray Truck & Parts	379.95	Fleet Vehicle Maintenance
92005	10/27/2017	CA Advance	355.59	Refund Fire Hydrant Deposit
92006	10/27/2017	CDW Government Inc.	7,542.07	Computer Supplies
92007	10/27/2017	Cincinnati Bell	4,474.16	Telephone Service
92008	10/27/2017	City of Ft. Thomas	316.00	Annual Waste Collection
92009	10/27/2017	Consolidated Pipe & Supply Co Inc.	775.00	Adaptors
92010	10/27/2017	Core & Main	17,761.00	Meter Covers
92011	10/27/2017	Crescent Springs Hardware	205.58	Tools for trucks
92012	10/27/2017	Dons Garage Inc	418.91	Fleet Vehicle Maintenance
92013	10/27/2017	Duke Energy	45,148.56	Gas & Electric for Various NKWD Locations
92014	10/27/2017	Environmental Laboratories, Inc.	61.00	Lab Supplies
92015	10/27/2017	Fastech Alarms & Telecommunication	75.00	Service Call
92016	10/27/2017	Fisher Scientific	915.62	Lab Supplies
92017	10/27/2017	Fortiline, Inc.	3,359.00	Rings & Couplings
92018	10/27/2017	Garnett-Gray, Robin	148.78	Refund Credit Balance
92019	10/27/2017	Geotechnology Inc.	900.00	Professional Services
92020	10/27/2017	Grainger	25.46	Parts for Operators
92021	10/27/2017	Graybar Electric Co Inc	426.46	Parts for Maintenance
92022	10/27/2017	Greater Comfort Heating & Air	800.00	Preventative Maintenance
92023	10/27/2017	Hall's Paving & Sealing, Inc.	5,791.50	Asphalt Restoration due to Maintenance of Mains
92024	10/27/2017	Harper Oil Products Inc	259.37	Oil
92025	10/27/2017	Horizon Brothers Painting	259,075.62	Tank Painting for Dudley 1080
92026	10/27/2017	Industrial Wire Rope Supply Co Inc	1,664.50	Chain Connectors
92027	10/27/2017	Kautzman, Mike	1,100.00	Damages
92028	10/27/2017	Kennys Collision Center	1,000.00	Damages
92029	10/27/2017	Kentucky Rural Water Assoc	1,700.00	Membership Renewal
92030	10/27/2017	Kentucky State Treasurer	1,200.00	Lab Certification

**Northern Kentucky Water District  
Operations & Maintenance  
Check Register  
July 1, 2017 through June 30, 2018**

<b>Ck#</b>	<b>Ck Date</b>	<b>Vendor</b>	<b>Ck Amount</b>	<b>Description</b>
92031	10/27/2017	Len Riegler Blacktop, Inc.	335.20	Refund Fire Hydrant Deposit
92032	10/27/2017	Lowe's	368.77	Parts for Maintenance
92033	10/27/2017	Lykins Oil Company	3,116.70	Diesel fuel
92034	10/27/2017	Medert, Colleen	185.71	Mileage Reimbursement
92035	10/27/2017	Medical Properties/Crestview Hills	1,886.89	Refund Credit Balance
92036	10/27/2017	Michels and Sons Inc., Paul	165.99	Refund Fire Hydrant Refund
92037	10/27/2017	Murray, David	197.09	Refund Credit balance
92038	10/27/2017	North Star Painting Co Inc	197.18	Refund Fire Hydrant Deposit
92039	10/27/2017	OFFICETEAM, Specialized Admin. Staffing	799.20	Temporary in Customer Service
92040	10/27/2017	O'Reilly Auto Parts	61.60	Fleet Vehicle Supplies
92041	10/27/2017	Orr Safety Corporation	1,276.06	Safety Supplies
92042	10/27/2017	Owen Electric Cooperative Inc	86.44	Woeste Rd
92043	10/27/2017	Pelco	591.23	Parts for Maintenance
92044	10/27/2017	Pitney Bowes Inc.	389.04	Service Agreement on Mail Opener
92045	10/27/2017	Planning & Development Service of Kenton Co	48.99	Symposium
92046	10/27/2017	Plasters, Tara	71.11	Refund Credit balance
92047	10/27/2017	Quinn Electric Corp.	305.00	Damages
92048	10/27/2017	Raynmaster Lawn Sprinklers	595.00	Winterize System
92049	10/27/2017	Rosemount Inc.	4,784.53	Instrumentation Supplies
92050	10/27/2017	Roto-Rooter	341.00	Damages
92051	10/27/2017	Shirden's Carpet Cleaning Service	1,420.00	Facility Maintenance
92052	10/27/2017	Smith, Adam	50.00	Reimburse CDL License
92053	10/27/2017	Staples Advantage	243.68	Office Supplies
92054	10/27/2017	St. Elizabeth Business Health	710.00	Clinical Services
92055	10/27/2017	Sumerel Tire Co., Inc., Bob	3,373.06	Fleet Vehicle Maintenance
92056	10/27/2017	Supply Post Business Products	423.24	Office Supplies
92057	10/27/2017	TrinSoft, LLC	42.50	Service Call
92058	10/27/2017	Univar USA Inc.	2,780.49	Sodium Hypochlorite
92059	10/27/2017	USALCO	5,687.60	DelPac 2020
92060	10/27/2017	Viking Supply, Inc	5,409.50	Brass Rings, Compression
92061	10/27/2017	Wildman Corporate Apparel	233.55	Uniforms
92062	10/27/2017	Wiseway Supply	3,804.86	Motor Relay for Pumping
92063	10/30/2017	Kentucky State Treasurer	5,586.20	Employee Withholding
92064	11/2/2017	Kentucky State Treasurer	663.06	Employee Withholding
92065	11/3/2017	A-1 Electric Motor Service	460.88	Electrical Supplies
92066	11/3/2017	Abraxis, LLC	1,063.00	Lab Supplies
92067	11/3/2017	Analytical Services Inc	1,800.00	Lab Test
92068	11/3/2017	Arts Rental Equipment & Supply	31.00	Propane
92069	11/3/2017	BestOne, Tire & Service of Mid America, Inc.	336.50	Maintenance on Fleet Vehicles
92070	11/3/2017	Bray Truck & Parts	2,064.00	Maintenance on Fleet Vehicles
92071	11/3/2017	Buckeye Power Sales Co., Inc	2,804.30	Maintenance on US 27 Pump
92072	11/3/2017	Burgess & Niple	6,400.00	Antenna Assessment
92073	11/3/2017	CDW Government Inc.	219.51	Computer Supplies
92074	11/3/2017	Chemrite, Inc.	29,762.10	Potassium Permanganate
92075	11/3/2017	Cincinnati Bell	1,542.53	Telephone Service
92076	11/3/2017	Cincinnati Bell Any Distance	100.25	Long Distance
92077	11/3/2017	Cintas #315	1,534.60	Facility Maintenance
92078	11/3/2017	Core & Main	603.00	Meter Covers, Corp Stops
92079	11/3/2017	Cottingham True Value	49.96	Parts for Meter Shop
92080	11/3/2017	Crescent Springs Hardware	17.97	Spray Paint
92081	11/3/2017	Dons Garage Inc	1,131.07	Maintenance on Fleet Vehicles
92082	11/3/2017	Dove Data Products, Inc.	340.00	Toner
92083	11/3/2017	Duke Energy	7,699.06	Gas & Electric Charges for Various NKWD Locations
92084	11/3/2017	E & H Integrated Systems	230.50	Service call
92085	11/3/2017	Equipment Depot	90.50	Equipment Maintenance
92086	11/3/2017	EyeMed	1,330.00	Vision Insurance for November
92087	11/3/2017	Fastenal Company	1,532.26	Clamps
92088	11/3/2017	Fastech Alarms & Telecommunication	75.00	Service call
92089	11/3/2017	Federal Express	41.10	Transportation Charges
92090	11/3/2017	Ferguson Waterworks	3,897.00	Couplings, Gaskets
92091	11/3/2017	Fisher Scientific	45.41	Lab Supplies
92092	11/3/2017	Fischer, Eric	91.49	Mileage Reimbursement
92093	11/3/2017	Florence Winnelson Co	2,180.00	Soft Copper Tube
92094	11/3/2017	Florence Winwater Works	18,118.25	Gate Valves, Meter Yokes
92095	11/3/2017	Fortiline, Inc.	2,713.96	Hydrant Oil, Air Relief Valves
92096	11/3/2017	Fouser Environmental Services	550.00	Training
92097	11/3/2017	Frost Brown Todd LLC	62,991.19	Legal Expense January-September
92098	11/3/2017	General Foundries, Inc.	875.00	Riser Ring

**Northern Kentucky Water District  
Operations & Maintenance  
Check Register  
July 1, 2017 through June 30, 2018**

<b>Ck#</b>	<b>Ck Date</b>	<b>Vendor</b>	<b>Ck Amount</b>	<b>Description</b>
92099	11/3/2017	GetGo, Inc	1,320.00	Annual Maintenance
92100	11/3/2017	Grainger	196.65	Clamps
92101	11/3/2017	Hach Company	1,754.29	Lab Supplies
92102	11/3/2017	Hall's Paving & Sealing, Inc.	6,316.84	Asphalt Restoration due to Maintenance of Mains
92103	11/3/2017	Harper Oil Products Inc	1,430.57	Grease
92104	11/3/2017	Human Resource Profile Inc	128.00	Background Check
92105	11/3/2017	Ideal Supplies Inc	4,097.50	Low Strength Fill
92106	11/3/2017	Imbus Roofing Co. Inc.	722.60	Roof Repair
92107	11/3/2017	Kemper Inc Richard G	322.62	Parts for Maintenance
92108	11/3/2017	KEMI	200.00	OSHA Training Certification
92109	11/3/2017	Kemira Water Solutions, Inc.	4,827.55	Ferric Sulfate
92110	11/3/2017	Kens Crescent Springs Service	315.00	Fleet Towing
92111	11/3/2017	KOI Enterprises, Inc	85.32	Parts for Fleet Vehicles
92112	11/3/2017	Len Riegler Blacktop, Inc.	24,069.00	Milling & Paving
92113	11/3/2017	Lincoln National Life Insurance Co.	710.35	Life Insurance for November
92114	11/3/2017	Lowe's	460.75	Supplies for FTTP Basin Repairs
92115	11/3/2017	Matheson Tri-Gas, Inc.	808.96	Argon Gas for Lab
92116	11/3/2017	Minuteman/Design Press	325.00	Letterhead
92117	11/3/2017	Mobilcomm Inc.	1,635.00	Scada Radio Antenna Rental
92118	11/3/2017	New Net Technologies LLC	5,999.00	Annual Maintenance
92119	11/3/2017	Orr Safety Corporation	1,881.94	Safety Supplies
92120	11/3/2017	Owen Electric Cooperative Inc	68.19	Electric Charges
92121	11/3/2017	Colleen Medert-Petty Cash	127.00	Petty Cash
92122	11/3/2017	Pension Corporation of America	4,629.98	Flex Spending for November
92123	11/3/2017	Phillips Supply Co	226.33	Parts for Maintenance
92124	11/3/2017	Plant Trolley, Inc., The	177.12	Monthly Charges
92125	11/3/2017	Pridestaff Financial	2,720.00	Temporary in HR
92126	11/3/2017	Randy's Rugged Wear	1,679.94	Safety Shoes
92127	11/3/2017	RNK Environmental Inc	286.00	Pickup & Disposal of HAA Waste
92128	11/3/2017	RUMPKE	120.00	Monthly Charges
92129	11/3/2017	Sanitation District No. 1	4,661.48	Blowoff Flushing
92130	11/3/2017	Sanitation District No. 1	2,424.33	Sewer & Storm Water Charges
92131	11/3/2017	Schmidt Plumbing Inc. E. C.	4,029.00	Service Line Installation
92132	11/3/2017	Sigma-Aldrich Inc	141.00	Lab Supplies
92133	11/3/2017	Silco Fire Protection Co	3,617.75	Fire Extinguisher inspection
92134	11/3/2017	Staples Advantage	179.65	Office Supplies
92135	11/3/2017	Thatcher Chemical of Florida Inc	17,680.00	Copper Sulfate
92136	11/3/2017	Time Warner Cable	248.18	Monthly Charges
92137	11/3/2017	TrinSoft, LLC	2,624.00	Annual Maintenance
92138	11/3/2017	UK Income Tax Seminar	325.00	Continuing Education
92139	11/3/2017	Univar USA Inc.	1,360.00	Sodium Hypochlorite
92140	11/3/2017	USA Bluebook	229.57	Supplies for Operators
92141	11/3/2017	USALCO	11,670.20	DelPac 2020
92142	11/3/2017	U.S. Crane, Inc.	1,800.00	Annual Inspection
92143	11/3/2017	Verizon Wireless	150.10	Monthly Charges
92144	11/3/2017	Viking Supply, Inc	2,232.50	Couplings
92145	11/3/2017	Wessel Lawncare & Landscaping	2,543.36	Monthly Charges
92146	11/3/2017	Wildman Corporate Apparel	160.12	Uniforms
92147	11/6/2017	Morgeson Jr., Mark	302.49	Refund Credit Balance
92148	11/6/2017	Jeff Schuchter	128.40	Reimburse Mileage
92149	11/6/2017	Slade, Mark	60.00	Reimburse CDL
92150	11/7/2017	Kentucky State Treasurer	5,586.20	Employee Withholding
92151	11/9/2017	Arts Rental Equipment & Supply	13.44	2 Cycle Oil
92152	11/9/2017	A & S Electric Supply, Inc.	17.78	Electrical Supplies
92153	11/9/2017	Automationdirect.com.	2,319.00	Parts for Maintenance
92154	11/9/2017	Badger Daylighting Corp.	1,675.00	Hydrovac Excavation
92155	11/9/2017	B C Engineering Co	437.10	Cla-Val repair kits
92156	11/9/2017	Best Way Disposal	650.26	Monthly Charges
92157	11/9/2017	Blue Chip Express & Courier Service	200.00	Monthly Courier Service
92158	11/9/2017	Bray Trucking Inc.	6,746.95	Aggregate Materials
92159	11/9/2017	Bray Truck & Parts	1,231.99	Maintenance on Fleet Vehicles
92160	11/9/2017	Bruck, Ronald M	50.00	Reimburse CDL
92161	11/9/2017	Budget Door of Cincinnati, Inc.	1,198.00	Service Call
92162	11/9/2017	Calgon Carbon Corporation	432,757.00	GAC
92163	11/9/2017	CBT Company	194.66	Parts for Security
92164	11/9/2017	Cincinnati Bell	245.26	Telephone Service
92165	11/9/2017	City of Cold Spring	300.00	Permits
92166	11/9/2017	CPI International	639.89	Lab Supplies



**Northern Kentucky Water District  
Operations & Maintenance  
Check Register  
July 1, 2017 through June 30, 2018**

<b>Ck#</b>	<b>Ck Date</b>	<b>Vendor</b>	<b>Ck Amount</b>	<b>Description</b>
92167	11/9/2017	Crescent Springs Hardware	230.20	Tools & Supplies for Distribution
92168	11/9/2017	Dons Garage Inc	115.00	Maintenance on Fleet Vehicles
92169	11/9/2017	Duke Energy	43,794.75	Gas & Electric for Various NKWD Locations
92170	11/9/2017	E & H Integrated Systems	700.75	Service Call
92171	11/9/2017	Electric Motor Technologies LLC	435.00	Service Call
92172	11/9/2017	Emery, Dallas	85.00	CDL Reimbursement
92173	11/9/2017	Environmental Laboratories, Inc.	140.00	Lab Supplies
92174	11/9/2017	Fastenal Company	533.78	Material for Maintenance
92175	11/9/2017	Flaig Welding Co Inc	1,129.37	Welding Service
92176	11/9/2017	Franzen, TJ	27.50	Reimburse CDL
92177	11/9/2017	Gould Metal Works	225.00	Fabrication Service
92178	11/9/2017	Grainger	415.39	Parts for Maintenance
92179	11/9/2017	Hach Company	124.29	Lab Materials
92180	11/9/2017	Harper Oil Products Inc	386.13	Diesel fuel
92181	11/9/2017	High Purity Standards	164.81	Lab Supplies
92182	11/9/2017	Hillyard Kentucky	87.72	Janitorial Supplies
92183	11/9/2017	Ideal Supplies Inc	4,342.50	Low Strength Fill
92184	11/9/2017	IDEXX Distribution, Inc.	3,419.32	Lab Materials
92185	11/9/2017	Independence Lumber & Supply	4.97	Lumber
92186	11/9/2017	Janell Inc.	156.89	Concrete Supplies
92187	11/9/2017	Kaffenbarger Truck Eqpt. Co.	328.23	Maintenance on Fleet Vehicles
92188	11/9/2017	Kemira Water Solutions, Inc.	4,957.41	Ferric Sulfate
92189	11/9/2017	KOI Enterprises, Inc	18.40	Parts for Fleet Vehicles
92190	11/9/2017	Klingenbergs - Covington	10.50	Concrete Supplies
92191	11/9/2017	Kramer, Amy	117.00	Reimburse KSPE Renewal
92192	11/9/2017	Lawn Systems, Inc.	5,999.00	Monthly Charges
92193	11/9/2017	Literature Fulfillment Services	15,386.98	Mailing of Bills & Notices
92194	11/9/2017	Lowe's	448.80	Supplies for FTTP Feed Pump
92195	11/9/2017	Lykins Oil Company	2,239.67	Diesel fuel
92196	11/9/2017	Mailender Inc.	834.45	Paper Stock
92197	11/9/2017	Mark's Garage	1,099.20	Maintenance on Fleet Vehicles
92198	11/9/2017	Matheson Tri-Gas, Inc.	1,417.43	Lab Supplies
92199	11/9/2017	McFarland, Kathleen	141.52	Refund Credit Balance
92200	11/9/2017	Microsoft	182.15	Service Call
92201	11/9/2017	Midwest Bottle Gas Dist. Inc	350.98	Propane
92202	11/9/2017	OFFICETEAM, Specialized Admin. Staffing	1,598.40	Temporary Service in Customer Service
92203	11/9/2017	Pirtek Reading Road	528.38	Parts for Equipment
92204	11/9/2017	Pridestaff Financial	1,354.56	Temporary Service in HR
92205	11/9/2017	Project Resources Group, Inc.	3,803.04	Damages
92206	11/9/2017	Res/Comm Security Systems Inc.	216.00	Central Station Monitoring
92207	11/9/2017	Richie Trucking	1,625.00	Monthly Dumping
92208	11/9/2017	RUMPKE	10.00	Monthly Charges
92209	11/9/2017	Sanitation District No. 1	55.94	Sewer & Stormwater Service
92210	11/9/2017	Seiter, Megan	82.20	Refund credit balance
92211	11/9/2017	Silver Grove Motors, Inc.	75.00	Towing
92212	11/9/2017	Southeastern Equipment Co Inc	1,181.10	Parts for Fleet Vehicles
92213	11/9/2017	Specialized Plumbing Parts Supply	29.45	Plumbing Supplies
92214	11/9/2017	Staples Advantage	166.45	Office Supplies
92215	11/9/2017	Sumerel Tire Co., Inc., Bob	187.90	Maintenance on Fleet Vehicles
92216	11/9/2017	Thermo Electron NA LLC	4,764.71	Lab Supplies
92217	11/9/2017	Univar USA Inc.	18,613.85	Sodium Hypochlorite
92218	11/9/2017	United Healthcare Insurance	5.65	Monthly Healthcare Assessment
92219	11/9/2017	USALCO	5,925.96	DelPac 2020
92220	11/9/2017	Utility Sales Agency	1,101.00	Valve Boxes
92221	11/9/2017	Verizon Wireless	7,725.53	Monthly Charges
92222	11/9/2017	Viking Supply, Inc	198.30	Service Saddles
92223	11/9/2017	Vivial	630.80	Monthly Charges
92224	11/9/2017	Wex Bank	16,202.49	Monthly Gas purchases
92225	11/9/2017	Wildman Corporate Apparel	9.95	Uniforms
92226	11/9/2017	Zimmerman, Joseph	396.95	Refund Credit balance
92227	11/15/2017	VOID	-	Void
92228	11/15/2017	Kentucky State Treasurer	5,596.20	Employee Withholding
92229	11/16/2017	Fifth Third	2,464.14	Visa Purchases for October
92230	11/17/2017	A-1 Electric Motor Service	272.49	Electrical Supplies
92231	11/17/2017	A & A Safety, Inc	731.70	Tool Repair
92232	11/17/2017	A & B Deburring Co.	130.01	Parts for Meter Shop
92233	11/17/2017	Armstrong, Tamra	900.00	Refund Water Service Contract
92234	11/17/2017	Arts Rental Equipment & Supply	99.75	Concrete Supplies

**Northern Kentucky Water District  
Operations & Maintenance  
Check Register  
July 1, 2017 through June 30, 2018**

<b>Ck#</b>	<b>Ck Date</b>	<b>Vendor</b>	<b>Ck Amount</b>	<b>Description</b>
92235	11/17/2017	Badger Daylighting Corp.	2,475.00	Hydrovac Excavation
92236	11/17/2017	Badger Meter, Inc	81.00	Monthly Charges
92237	11/17/2017	VOID	-	reissued 3/2018
92238	11/17/2017	B C Engineering Co	489.00	Repair Kits for Maintenance
92239	11/17/2017	Becknell-Coghill Inc	14,184.98	New Service Installation for September
92240	11/17/2017	BestOne, Tire & Service of Mid America, Inc.	255.57	Fleet Vehicle Maintenance
92241	11/17/2017	Boden, Deanna	309.23	Mileage Reimbursement
92242	11/17/2017	Bray Truck & Parts	235.41	Parts for Fleet
92243	11/17/2017	Bramlage, Emily	59.71	Refund Deposit
92244	11/17/2017	Buckeye Power Sales Co., Inc	13,020.00	Generator Service
92245	11/17/2017	Canfield, Sheryl	88.55	Refund Deposit
92246	11/17/2017	Caudill, Michelle	12.70	Refund Deposit
92247	11/17/2017	CBT Company	1,014.68	Parts for Maintenance
92248	11/17/2017	CDW Government Inc.	542.78	Computer supplies
92249	11/17/2017	Cincinnati Bell	10,070.88	Telephone Service
92250	11/17/2017	Cincinnati Bell	647.78	Facility Access
92251	11/17/2017	Cintas #315	1,553.64	Facility Supplies
92252	11/17/2017	Clear Edge Filtration	1,711.25	Belts for FTTP Sludge
92253	11/17/2017	Cook, Sherril	20.33	Mileage Reimbursement
92254	11/17/2017	Core & Main	31,857.25	Corp Stops, Meter Covers
92255	11/17/2017	Crescent Springs Hardware	120.93	Supplies for Distribution
92256	11/17/2017	Data Strategy	549.10	Service Agreement
92257	11/17/2017	Dennis, Justen	88.60	Mileage Reimbursement
92258	11/17/2017	Dixon Engineering, Inc.	2,500.00	Dayton Tank Inspection
92259	11/17/2017	Dons Garage Inc	1,359.40	Fleet Vehicle Maintenance
92260	11/17/2017	Dreiling, Noelle	2.52	Refund Deposit
92261	11/17/2017	Duke Energy	63,421.82	Gas & Electric for Various NKWD Locations
92262	11/17/2017	Dupont Inc	130.00	Damages
92263	11/17/2017	Durham, Chris	77.26	Refund Deposit
92264	11/17/2017	Essenmacher, Dan	64.51	Refund Credit Balance
92265	11/17/2017	Ethos Laboratories	2,305.16	Repair from Damages
92266	11/17/2017	Fastenal Company	143.85	Assorted Hardware
92267	11/17/2017	Federal Express	87.03	Transportation Charges
92268	11/17/2017	Ferguson Waterworks	949.05	Couplings, Gaskets
92269	11/17/2017	Fields, Keith	13.85	Refund Deposit
92270	11/17/2017	Fisher Scientific	3,156.01	Lab Supplies
92271	11/17/2017	Flaig Welding Co Inc	330.00	Welding Service
92272	11/17/2017	Florence Winwater Works	3,506.93	Meter Boxes
92273	11/17/2017	Fortiline, Inc.	1,870.00	Air Relief Valves
92274	11/17/2017	Ganesh, Santosh	750.00	Refund Water Service Contract
92275	11/17/2017	General Foundries, Inc.	700.00	Riser Ring
92276	11/17/2017	Grainger	1,368.06	Parts for Maintenance
92277	11/17/2017	Greater Comfort Heating & Air	225.00	Service Call
92278	11/17/2017	Hall's Paving & Sealing, Inc.	5,616.85	Asphalt Restoration due to Maintenance of Mains
92279	11/17/2017	Hall Jr., Robert	52.11	Refund Deposit
92280	11/17/2017	Hartman, Brian	30.87	Refund Deposit
92281	11/17/2017	Hillyard Kentucky	678.28	Facility Supplies
92282	11/17/2017	Ideal Supplies Inc	6,240.00	Low Strength Fill
92283	11/17/2017	Indiana Safety & Supply Co.	232.20	Safety Supplies
92284	11/17/2017	Ison, Samantha	47.78	Refund Deposit
92285	11/17/2017	Johnson Electric Supply Co., The	317.28	Electrical Supplies
92286	11/17/2017	Justice, Raenon	3.61	Refund Deposit
92287	11/17/2017	Kampsen, Stacey	124.12	Mileage for Training
92288	11/17/2017	Kemper Inc Richard G	46.92	Parts for Maintenance
92289	11/17/2017	KEMI	3,362.76	Monthly Premium
92290	11/17/2017	Kemira Water Solutions, Inc.	4,908.71	Ferric Sulfate
92291	11/17/2017	KOI Enterprises, Inc	661.16	Parts for Fleet Vehicles
92292	11/17/2017	Kentucky FluidAir	38.20	Parts for Maintenance
92293	11/17/2017	Kinnett, Alice	53.78	Refund Deposit
92294	11/17/2017	Klingenbergs - Covington	9.47	Tools for Maintenance
92295	11/17/2017	Knew Day LLC	91.02	Refund Deposit
92296	11/17/2017	Koester, Kenneth	29.35	Refund Deposit
92297	11/17/2017	Lahrman, Paul	98.82	Refund Deposit
92298	11/17/2017	Len Riegler Blacktop, Inc.	18,431.60	Milling and Paving
92299	11/17/2017	Lowe's	1,420.75	Supplies for MPTP Sump Pump, FTTP Basin
92300	11/17/2017	Lykins Oil Company	1,584.32	Diesel Fuel
92301	11/17/2017	Mayhaus, Colleen	77.09	Refund Credit Balance
92302	11/17/2017	McClure, Meggan	34.73	Refund Deposit

**Northern Kentucky Water District  
Operations & Maintenance  
Check Register  
July 1, 2017 through June 30, 2018**

<b>Ck#</b>	<b>Ck Date</b>	<b>Vendor</b>	<b>Ck Amount</b>	<b>Description</b>
92303	11/17/2017	McElveen, Allison	150.43	Refund Credit Balance
92304	11/17/2017	McFall, Raymond	96.00	Refund Deposit
92305	11/17/2017	Minuteman/Design Press	520.00	Paper Stock
92306	11/17/2017	Mine Safety Appliances Co. LLC	515.00	Safety Supplies
92307	11/17/2017	Newman, Lawrence	9.78	Refund Credit Balance
92308	11/17/2017	Oden, Ruth	44.50	Refund Deposit
92309	11/17/2017	Orr Safety Corporation	1,163.85	Safety Supplies
92310	11/17/2017	Owen Electric Cooperative Inc	11,113.70	Richardson Rd & Banklick
92311	11/17/2017	Pridestaff Financial	1,360.00	Temporary Service in HR
92312	11/17/2017	Provident Life & Accident Ins.	577.75	Disability Insurance
92313	11/17/2017	Reckers, Stephen	979.89	Refund Credit Balance
92314	11/17/2017	Res/Comm Security Systems Inc.	54.00	Central Station Monitoring
92315	11/17/2017	Rizzo, Justin	74.63	Refund Deposit
92316	11/17/2017	R & M Welding Products Inc	293.63	Welding Tank Rental
92317	11/17/2017	Roehm, Tim	125.97	Refund Deposit
92318	11/17/2017	Roller, Michael	64.76	Refund Deposit
92319	11/17/2017	RUMPKE	73.37	Monthly Charges
92320	11/17/2017	Safeguard Business Systems	132.85	Check Stock
92321	11/17/2017	SafetyWear	71.91	Safety Supplies
92322	11/17/2017	Sanitation District No. 1	4,304.04	Sanitation & Stormwater
92323	11/17/2017	Seiter Farms Inc.	200.00	Seed and Straw
92324	11/17/2017	Sigma-Aldrich Inc	144.78	Lab Supplies
92325	11/17/2017	Smiddy, Diana	72.33	Refund Deposit
92326	11/17/2017	Southeastern Equipment Co Inc	7.53	Parts for Fleet Vehicles
92327	11/17/2017	Southern States	12.07	Seed and Straw for restoration
92328	11/17/2017	Staples Advantage	859.08	Office Supplies
92329	11/17/2017	Sumerel Tire Co., Inc., Bob	1,540.93	Fleet Vehicle Maintenance
92330	11/17/2017	Temco Inc.	860.50	Parts for Maintenance
92331	11/17/2017	Ultra Scientific Analytical Solutions	680.41	Lab Supplies
92332	11/17/2017	USA Bluebook	234.08	Operator Supplies
92333	11/17/2017	USALCO	5,937.76	DelPac 2020
92334	11/17/2017	US Bank Equipment Finance	1,076.70	Lease on Copiers
92335	11/17/2017	Vertical Systems Elevator	256.79	Routine Maintenance
92336	11/17/2017	Victory Battery Co.	795.80	Batteries
92337	11/17/2017	Viking Supply, Inc	1,998.30	Service Saddles
92338	11/17/2017	Visse, Craig	28.39	Refund Credit Balance
92339	11/17/2017	Waste Resource Management Inc.	12,445.76	Sludge Removal
92340	11/17/2017	Wood, Katherine	64.00	Refund Deposit
92341	11/21/2017	Kentucky State Treasurer	5,631.20	Employee Withholding
92342	11/28/2017	A Catered Affair	75.00	Employee Meeting
92343	11/28/2017	AccuStandard, Inc.	921.15	Lab Supplies
92344	11/28/2017	Accelerated Technology Lab Inc	495.00	LED Training
92345	11/28/2017	Around the Clock Answering Service	463.50	Answering Service
92346	11/28/2017	Arts Rental Equipment & Supply	23.50	Marking Paint
92347	11/28/2017	A & S Electric Supply, Inc.	110.70	Electrical Supplies
92348	11/28/2017	B C Engineering Co	325.60	Parts for Maintenance
92349	11/28/2017	Bellm, Jennifer	24.40	Mileage Reimbursement
92350	11/28/2017	Cincinnati Bell	2,368.72	Telephone Service
92351	11/28/2017	Cintas #315	845.82	Facility Supplies
92352	11/28/2017	Core & Main	360.00	Reducers
92353	11/28/2017	Crescent Springs Hardware	19.99	Drill Bits
92354	11/28/2017	CT Consultants	3,900.00	Martha Lane Collins Water Main Easement
92355	11/28/2017	Duke Energy	23,297.62	Gas & Electric Charges For Various NKWD Locations
92356	11/28/2017	E & H Integrated Systems	504.50	Service Call
92357	11/28/2017	Fastenal Company	154.43	Tools for Meter Shop
92358	11/28/2017	Florence Hardware & Industrial Supply	71.42	Tools for Trucks
92359	11/28/2017	Fortiline, Inc.	395.00	Lid Rings
92360	11/28/2017	Geotechnology Inc.	1,335.00	Service Monitoring
92361	11/28/2017	Grainger	2,096.03	Parts for Maintenance
92362	11/28/2017	Greko Supply Company	934.00	Parts for Maintenance
92363	11/28/2017	Hach Company	940.00	Reagent
92364	11/28/2017	Hall's Paving & Sealing, Inc.	3,636.60	Asphalt Restoration due to Maintenance of Mains
92365	11/28/2017	Humana Dental Ins. Co.	1,000.10	Dental Coverage for December
92366	11/28/2017	Ideal Supplies Inc	275.00	Low Strength Fill
92367	11/28/2017	Kemira Water Solutions, Inc.	4,967.15	Ferric Sulfate
92368	11/28/2017	Kentucky Society of Professional Engineers	665.10	Member Renewals
92369	11/28/2017	Lincoln National Life Insurance Co.	5,501.28	Life Insurance for December
92370	11/28/2017	Lunsford Custom Homes	750.00	WSC Refund

**Northern Kentucky Water District  
Operations & Maintenance  
Check Register  
July 1, 2017 through June 30, 2018**

<b>Ck#</b>	<b>Ck Date</b>	<b>Vendor</b>	<b>Ck Amount</b>	<b>Description</b>
92371	11/28/2017	Lykins Oil Company	1,406.36	Diesel Fuel
92372	11/28/2017	Minuteman/Design Press	345.00	Envelopes
92373	11/28/2017	No Ky Public Works Association	8.00	Monthly Meeting
92374	11/28/2017	Owen Electric Cooperative Inc	111.94	Woeste Rd
92375	11/28/2017	Pirtek Reading Road	1,267.80	Repair to Tools
92376	11/28/2017	Pridestaff Financial	2,720.00	Temporary Service in HR
92377	11/28/2017	Quinn Electric Corp.	475.00	Repair from Damages
92378	11/28/2017	Randy's Rugged Wear	3,572.55	Uniforms
92379	11/28/2017	R & M Welding Products Inc	64.59	Welding Supplies
92380	11/28/2017	Rye Engineering PLC	26,325.00	Leak Detection Services
92381	11/28/2017	Sanitation District No. 1	31.75	Sewer & Storm Water Charges
92382	11/28/2017	St. Elizabeth Business Health	454.00	Clinical Services
92383	11/28/2017	Supply Post Business Products	135.18	Office Supplies
92384	11/28/2017	Time Warner Cable	110.00	Monthly Charges
92385	11/28/2017	Trane U.S., Inc.	2,010.00	Service Call
92386	11/28/2017	Univar USA Inc.	6,265.87	Activated Carbon
92387	11/28/2017	United Healthcare Insurance	255,128.21	Health Insurance for December
92388	11/28/2017	VOID	-	Void
92389	11/28/2017	Viking Supply, Inc	4,682.24	Valve Boxes
92390	11/29/2017	Kentucky State Treasurer	5,631.20	Employee Withholding
92391	12/1/2017	AccuStandard, Inc.	221.36	Lab Supplies
92392	12/1/2017	ADI	131.02	Parts for Maintenance
92393	12/1/2017	Around the Clock Answering Service	537.50	Answering Service
92394	12/1/2017	Arts Rental Equipment & Supply	30.80	Parts for Maintenance
92395	12/1/2017	A & S Electric Supply, Inc.	112.00	Electrical Supplies
92396	12/1/2017	Bray Truck & Parts	599.27	Fleet Vehicle Maintenance
92397	12/1/2017	Brett Construction	237.97	Refund Fire Hydrant Deposit
92398	12/1/2017	Browning, Brennan	103.79	Mileage Reimbursement
92399	12/1/2017	CA Advance	291.98	Refund Fire Hydrant Deposit
92400	12/1/2017	CDW Government Inc.	1,874.67	Computer Supplies
92401	12/1/2017	Cincinnati Bell	2,226.29	Telephone Service
92402	12/1/2017	Cincinnati Bell Any Distance	130.32	Long Distance
92403	12/1/2017	Daniel, Lisa	192.42	Refund Credit
92404	12/1/2017	Destefano, Natalie	87.21	Refund Credit
92405	12/1/2017	Dons Garage Inc	1,381.78	Fleet Vehicle Maintenance
92406	12/1/2017	Duke Energy	21,978.18	Gas & Electric for Various NKWD Locations
92407	12/1/2017	E & H Integrated Systems	367.50	Service Call
92408	12/1/2017	Eaton Asphalt Paving Co. Inc.	200.79	Refund Fire Hydrant Deposit
92409	12/1/2017	Enviro Core Inc.	65.20	Refund Fire Hydrant Deposit
92410	12/1/2017	Eppert, Dale	380.89	Refund Credit
92411	12/1/2017	EyeMed	1,271.50	Vision Insurance for Dec
92412	12/1/2017	Fastenal Company	115.09	Assorted Hardware
92413	12/1/2017	Federal Express	47.74	Transportation Charges
92414	12/1/2017	VOID	-	Void
92415	12/1/2017	Franks, David	131.77	Refund Credit
92416	12/1/2017	Grainger	427.80	Supplies for Instrumentation
92417	12/1/2017	Human Resource Profile Inc	50.00	Background Check
92418	12/1/2017	Ideal Supplies Inc	6,022.50	Low Strength Fill
92419	12/1/2017	Janell Inc.	172.18	Concrete Supplies for Restoration
92420	12/1/2017	Johnson Doppler Lumber	2,083.00	Lumber
92421	12/1/2017	KOI Enterprises, Inc	317.63	Parts for Fleet Vehicles
92422	12/1/2017	Kentucky State Treasurer	100.00	Electric License Renewal
92423	12/1/2017	Len Riegler Blacktop, Inc.	367.58	Refund Fire Hydrant Deposit
92424	12/1/2017	Lincoln National Life Insurance Co.	766.39	Life Insurance Coverage
92425	12/1/2017	Lowe's	817.50	Parts for Maintenance
92426	12/1/2017	Lucas Pools	68.62	Refund Fire Hydrant Deposit
92427	12/1/2017	Mattingly, Emily	145.37	Refund Credit
92428	12/1/2017	Miller Pipeline	771.77	Refund Fire Hydrant Deposit
92429	12/1/2017	Murphy Tractor & Equipment Co.	409.47	Parts for Fleet Vehicles
92430	12/1/2017	Next Gen Cabling, Inc.	5,633.68	Cabling for FTTP
92431	12/1/2017	Orr, Darryl	85.11	Refund Credit
92432	12/1/2017	Owen Electric Cooperative Inc	33.85	Short Cut Road
92433	12/1/2017	Colleen Medert-Petty Cash	50.00	Petty Cash for Nov 2017
92434	12/1/2017	Pension Corporation of America	5,610.85	Flex Spending for December
92435	12/1/2017	Plant Trolley, Inc., The	177.12	Monthly Charges
92436	12/1/2017	PLP Properties	124.31	Refund Credit
92437	12/1/2017	Pridestaff Financial	1,360.00	Temporary Service in HR
92438	12/1/2017	Prus Construction	185.33	Refund Fire Hydrant Deposit

**Northern Kentucky Water District  
Operations & Maintenance  
Check Register  
July 1, 2017 through June 30, 2018**

<b>Ck#</b>	<b>Ck Date</b>	<b>Vendor</b>	<b>Ck Amount</b>	<b>Description</b>
92439	12/1/2017	R & M Welding Products Inc	27.89	Welding Supplies
92440	12/1/2017	Southeastern Equipment Co Inc	540.97	Fleet Vehicle Maintenance
92441	12/1/2017	Southern States	152.28	Seed and Straw for Restoration
92442	12/1/2017	Staples Advantage	968.08	Office Supplies
92443	12/1/2017	Stoll Keenon Ogden PLLC	598.40	Professional Services
92444	12/1/2017	Studer, Tom	100.00	Continuing Education for D. Brinkman
92445	12/1/2017	Sumerel Tire Co., Inc., Bob	2,497.93	Fleet Vehicle Maintenance
92446	12/1/2017	Temco Inc.	627.31	Parts for Maintenance
92447	12/1/2017	Univar USA Inc.	5,570.23	Sodium Hypochlorite
92448	12/1/2017	The UPS Store	10.20	Transportation Charges
92449	12/1/2017	USA Bluebook	369.61	Supplies for Operators
92450	12/1/2017	USALCO	5,807.96	DelPac 2020
92451	12/1/2017	Viking Supply, Inc	712.60	Repair Clamps
92452	12/1/2017	Waste Resource Management Inc.	4,696.64	Sludge Removal
92453	12/1/2017	Wessel Lawncare & Landscaping	2,543.36	Monthly Charges
92454	12/1/2017	Wildman Corporate Apparel	23.96	Uniforms
92455	12/1/2017	Wiseway Supply	3,804.86	Motor Relay
92456	12/1/2017	Zep Sales & Service	834.51	Meter Shop Supplies
92457	12/11/2017	US Department of Agriculture	6,790.00	Principal USDA Loan
92458	12/5/2017	Kentucky League of Cities	1,800.64	Unemployment
92459	12/5/2017	Kentucky State Treasurer	5,631.20	Employee Withholding
92460	12/8/2017	A-1 Electric Motor Service	112.30	Electrical Supplies
92461	12/8/2017	AMWA	7,674.00	2018 Member Renewal
92462	12/8/2017	A & S Electric Supply, Inc.	36.52	PVC for TMTP
92463	12/8/2017	Badger Meter, Inc	11,941.92	Service renewal
92464	12/8/2017	Best Western Plus Hotel	1,202.00	Laserfiche Training
92465	12/8/2017	Blue Chip Express & Courier Service	190.00	BB&T Courier
92466	12/8/2017	Boone-Kenton Lumber Supply Co.	78.14	Lumber
92467	12/8/2017	Bray Trucking Inc.	7,341.08	Aggregate Material
92468	12/8/2017	CBT Company	580.95	Part for Maintenance
92469	12/8/2017	CDW Government Inc.	62.77	Computer Supplies
92470	12/8/2017	Cincinnati Bell	1,691.17	Telephone Services
92471	12/8/2017	Crescent Springs Hardware	280.11	Tools for trucks
92472	12/8/2017	CyberScout, LLC	8,000.00	Consulting Services
92473	12/8/2017	Dinsmore & Shohl LLP	11,084.36	Professional Services USDA Bond
92474	12/8/2017	Dove Data Products, Inc.	180.00	Toner
92475	12/8/2017	Duke Energy	10,756.07	Gas & Electric for Various NKWD Locations
92476	12/8/2017	Ehrhardt, Janet	48.35	Refund Credit Balance
92477	12/8/2017	Eppendorf North America, Inc.	730.51	Parts for Lab
92478	12/8/2017	Fairway Crossing Condos	185.00	Damages
92479	12/8/2017	Fastech Alarms & Telecommunication	1,983.68	Security Materials
92480	12/8/2017	Fisher Scientific	771.18	Lab Supplies
92481	12/8/2017	Florence Winwater Works	6,215.80	Repair Clamps, Meter Boxes
92482	12/8/2017	Fortiline, Inc.	1,712.80	Brass Service Saddles
92483	12/8/2017	Grainger	634.01	Supplies for Instrumentation
92484	12/8/2017	Graybar Electric Co Inc	142.27	Electrical Supplies
92485	12/8/2017	Greater Comfort Heating & Air	1,189.83	Service Call
92486	12/8/2017	Horizon Brothers Painting	305,889.38	Tank Painting Dudley 1080
92487	12/8/2017	Ideal Supplies Inc	3,487.50	Low Strength Fill
92488	12/8/2017	Johnson Electric Supply Co., The	7.29	Electrical Supplies
92489	12/8/2017	Keaton Real Estate Services, LLC	500.00	Appraisal
92490	12/8/2017	Kemper Inc Richard G	23.16	Parts for Maintenance
92491	12/8/2017	Kemira Water Solutions, Inc.	5,116.48	Ferric Sulfate, Removes Solids
92492	12/8/2017	Kentucky State Treasurer	100.00	State Elevator Inspection
92493	12/8/2017	Klingenbergs - Covington	41.59	Parts for Maintenance
92494	12/8/2017	Kramer, Tim	2,950.00	LawnCare Water Towers
92495	12/8/2017	Kubiak, Kevin	100.00	Refund Credit Balance
92496	12/8/2017	Literature Fulfillment Services	11,481.85	Printing & Mailing of Bills & Notices
92497	12/8/2017	Lowe's	2,070.97	Field Service & FTTP Supplies
92498	12/8/2017	Lykins Oil Company	8,455.61	Diesel Fuel
92499	12/8/2017	Marimon, James	58.27	Refund Credit Balance
92500	12/8/2017	Marmo, Maria	250.00	Laserfiche Training
92501	12/8/2017	Matteoli, Sean	60.96	Refund Deposit
92502	12/8/2017	Miller, Jason	52.00	Reimburse CDL License
92503	12/8/2017	Mobilcomm Inc.	1,678.00	Scada Radio Antenna Rental
92504	12/8/2017	No Ky Chamber of Commerce	1,612.00	2018 Annual Renewal
92505	12/8/2017	Orr Safety Corporation	198.92	Safety Supplies
92506	12/8/2017	Owen Electric Cooperative Inc	123.26	Electric Service

**Northern Kentucky Water District  
Operations & Maintenance  
Check Register  
July 1, 2017 through June 30, 2018**

<b>Ck#</b>	<b>Ck Date</b>	<b>Vendor</b>	<b>Ck Amount</b>	<b>Description</b>
92507	12/8/2017	Pacific Interpreters	40.60	Interpreter Service
92508	12/8/2017	Patron Graphics	236.08	Office Supplies
92509	12/8/2017	Peoples Trophies & Signs	15.00	Uniforms
92510	12/8/2017	Polydyne, Inc.	3,344.00	Clarifloc
92511	12/8/2017	Pridestaff Financial	816.00	Temporary Service in HR
92512	12/8/2017	Richie Trucking	1,625.00	Monthly Dumping
92513	12/8/2017	R & M Welding Products Inc	284.35	Monthly Cylinder Rental
92514	12/8/2017	RUMPKÉ	120.00	Monthly Charges
92515	12/8/2017	Sakaki, Duke	9.17	Refund Credit Balance
92516	12/8/2017	Sanitation District No. 1	4,870.91	Blowoff Flushing
92517	12/8/2017	Sanitation District No. 1	157.75	Sewer & Storm Water Charges
92518	12/8/2017	Schawe, Eddie	50.00	CDL Reimbursement
92519	12/8/2017	Schaner's Wastewater Products Inc	2,460.10	Operator Supplies
92520	12/8/2017	Silco Fire Protection Co	4,905.00	Fire Alarm Inspection
92521	12/8/2017	Smith, Melanie	250.00	Bond Certificate Printing
92522	12/8/2017	Southeastern Equipment Co Inc	2,118.35	Fleet Vehicle Maintenance
92523	12/8/2017	Southern States	742.00	Seed and Straw
92524	12/8/2017	Staples Advantage	628.82	Office Supplies
92525	12/8/2017	Supply Post Business Products	97.68	Office Supplies
92526	12/8/2017	ThyssenKrupp Elevator	255.09	Elevator inspection
92527	12/8/2017	Time Warner Cable	248.18	Monthly Charges
92528	12/8/2017	Trane U.S., Inc.	1,317.00	Service call
92529	12/8/2017	United Healthcare Insurance	5.69	Assessment
92530	12/8/2017	USALCO	5,959.00	DelPac 2020
92531	12/8/2017	Verizon Wireless	7,706.99	Monthly Charges
92532	12/8/2017	Vivial	630.80	Monthly Charges
92533	12/8/2017	Water ISAC	1,999.00	Member Renewal
92534	12/8/2017	Wex Bank	15,176.61	Monthly Charges
92535	12/8/2017	Wildman Corporate Apparel	108.06	Uniforms
92536	12/12/2017	Kentucky State Treasurer	5,631.20	Employee Withholding
92537	12/12/2017	Riley, Clint	61.00	Reimburse CDL License
92538	12/13/2017	Loschiavo, Matt	60.00	CDL Reimbursement
92539	12/13/2017	Fifth Third Bank Visa	4,466.70	Credit Card Charges for November
92540	12/15/2017	A-1 Electric Motor Service	591.32	Parts for Maintenance
92541	12/15/2017	ACE Exterminating Co. / Dawn	2,229.64	Annual Exterminating
92542	12/15/2017	Ace-Tex Enterprises, Inc.	391.15	Shop Supplies
92543	12/15/2017	Advanced Glazing Contractors LLC	6,551.00	Replace Doors FTTP Filter Building
92544	12/15/2017	Alford, Virgil	84.87	Refund Deposit
92545	12/15/2017	Allegree, Katherine	106.01	Refund Deposit
92546	12/15/2017	Armstrong, Lori	66.67	Refund Deposit
92547	12/15/2017	Arts Rental Equipment & Supply	1,779.72	Forklift Rental
92548	12/15/2017	Auchter, James	117.28	Refund Deposit
92549	12/15/2017	Best Way Disposal	710.03	Monthly Charges
92550	12/15/2017	Bluegrass Electrical Consultants, Inc.	1,245.56	Repair Damages
92551	12/15/2017	Bray Truck & Parts	4,009.66	Fleet Vehicle Maintenance
92552	12/15/2017	Bryant, Chris	494.88	Reimburse Mileage
92553	12/15/2017	VOID	-	Void
92554	12/15/2017	Byrd, Brian	86.72	Refund Deposit
92555	12/15/2017	VOID	-	Void
92556	12/15/2017	CE Power Solutions, LLC	4,740.00	Replace Circuit Breaker
92557	12/15/2017	Childs, Mark	2,340.00	Tuition Reimbursement
92558	12/15/2017	Cincinnati Bell	14,275.23	Telephone Service
92559	12/15/2017	Cincinnati Bell	648.98	Facility Access Service
92560	12/15/2017	Clay Smokey	325.64	Refund credit balance
92561	12/15/2017	Core & Main	15,919.50	Repair Clamps, Corporation Stops
92562	12/15/2017	Cox, June	97.68	Refund Deposit
92563	12/15/2017	Crescent Springs Hardware	51.63	Tools for trucks
92564	12/15/2017	Davis, Joellen	53.11	Refund Deposit
92565	12/15/2017	Deatherage, Michelle	34.93	Refund Deposit
92566	12/15/2017	DeBra-Kuempel	3,776.00	Service Call
92567	12/15/2017	Delaney & Associates Inc	5,114.00	Maintenance
92568	12/15/2017	Document Destruction	395.00	Document Destruction
92569	12/15/2017	Dons Garage Inc	418.19	Fleet Vehicle Maintenance
92570	12/15/2017	Drushal, Micah	83.16	Refund Deposit
92571	12/15/2017	Dugan, Emily	70.49	Refund Deposit
92572	12/15/2017	Duke Energy	119,768.68	Gas & Electric Service at Various NKWD Locations
92573	12/15/2017	Electric Motor Technologies LLC	14,035.00	Maintenance
92574	12/15/2017	EST Analytical	219.69	Lab Supplies

**Northern Kentucky Water District  
Operations & Maintenance  
Check Register  
July 1, 2017 through June 30, 2018**

<b>Ck#</b>	<b>Ck Date</b>	<b>Vendor</b>	<b>Ck Amount</b>	<b>Description</b>
92575	12/15/2017	Evans, Deborah	32.91	Refund Deposit
92576	12/15/2017	Fastenal Company	588.50	Assorted Hardware
92577	12/15/2017	Fein, Mark	4.36	Refund Deposit
92578	12/15/2017	Fenner, Patrick	62.43	Refund Deposit
92579	12/15/2017	Foegle, Paul	101.60	Refund Deposit
92580	12/15/2017	Fortiline, Inc.	4,524.75	Valve Keys, Brass Pipes
92581	12/15/2017	Ford, Kenny	437.10	Mileage Reimbursement
92582	12/15/2017	Gamble, Cody	30.93	Refund Deposit
92583	12/15/2017	Glutz, Shawn	103.24	Refund Deposit
92584	12/15/2017	Goldstein, Connie	71.40	Refund Deposit
92585	12/15/2017	Grainger	72.28	Couplings
92586	12/15/2017	Greater Comfort Heating & Air	1,395.28	Service Call
92587	12/15/2017	Griffin Contracting & Restoration	89.33	Refund Deposit
92588	12/15/2017	Hach Company	120.30	Operator Supplies
92589	12/15/2017	Hall's Paving & Sealing, Inc.	11,622.25	Asphalt Restoration due to Maintenance of Mains
92590	12/15/2017	Hassloch, Beth	14.44	Refund Deposit
92591	12/15/2017	Hissong, Michael	66.79	Refund Deposit
92592	12/15/2017	VOID	-	Void
92593	12/15/2017	Ideal Supplies Inc	7,954.75	Low Strength Fill
92594	12/15/2017	IDEXX Distribution, Inc.	4,802.04	Lab Supplies
92595	12/15/2017	Kemper Inc Richard G	111.97	Parts for Maintenance
92596	12/15/2017	KEMI	4,814.96	6th Installment
92597	12/15/2017	KOI Enterprises, Inc	360.44	Parts for Fleet Vehicles
92598	12/15/2017	Kentucky State Treasurer	100.00	Annual Inspection
92599	12/15/2017	Kentucky State Treasurer	500.00	SPGE Registration 2018
92600	12/15/2017	Knowlton, Ford	52.19	Refund Deposit
92601	12/15/2017	Lowe's	678.04	Operator Supplies, Parts for Maintenance
92602	12/15/2017	Lykins Oil Company	3,213.66	Diesel Fuel
92603	12/15/2017	Maddin, Tanya	38.50	Refund Deposit
92604	12/15/2017	Mailender Inc.	353.57	Kitchen & Janitorial Supplies
92605	12/15/2017	Matheson Tri-Gas, Inc.	208.73	Lab Supplies
92606	12/15/2017	Mays, Joshua	33.82	Refund Deposit
92607	12/15/2017	Microsoft	183.12	Monthly Charges
92608	12/15/2017	Miele Inc.	524.48	Lab Supplies
92609	12/15/2017	Miller, Erik	33.82	Refund Deposit
92610	12/15/2017	Miller, Rick	78.27	Refund Deposit
92611	12/15/2017	Montgomery, Shelby	130.04	Refund Deposit
92612	12/15/2017	Moore, Melvin	126.98	Refund Credit Balance
92613	12/15/2017	NetGain Technologies	650.00	Service Call
92614	12/15/2017	Noonchester, Judith	29.88	Refund Deposit
92615	12/15/2017	OFFICETEAM, Specialized Admin. Staffing	799.20	Temporary Service in Customer Service
92616	12/15/2017	Owen Electric Cooperative Inc	13,237.70	Richardson Rd & Banklick
92617	12/15/2017	Pardo, Miguel	61.48	Refund Deposit
92618	12/15/2017	Passport Health	388.00	Clinical Services
92619	12/15/2017	Paul, Jennifer	99.96	Refund Deposit
92620	12/15/2017	Pirtek Reading Road	2,375.53	Replace Valve for Hoist Operator
92621	12/15/2017	Randy's Rugged Wear	1,179.99	Safety Shoes
92622	12/15/2017	R & M Welding Products Inc	63.97	Welding supplies
92623	12/15/2017	RNK Environmental Inc	238.50	Pickup & Disposal of HAA Waste
92624	12/15/2017	RUMPKE	83.37	Monthly Charges
92625	12/15/2017	Sanitation District No. 1	184.21	Sewer & Stormwater Charges
92626	12/15/2017	Sears, Joyce	64.01	Refund Deposit
92627	12/15/2017	Sharpshair, Melissa	40.04	Refund Deposit
92628	12/15/2017	Smith, Robert	24.88	Refund Deposit
92629	12/15/2017	Starnes, Christine	1.32	Refund Deposit
92630	12/15/2017	Sumerel Tire Co., Inc., Bob	899.97	Fleet Vehicle Maintenance
92631	12/15/2017	Taylor, William	96.73	Refund Deposit
92632	12/15/2017	Teasdale Fenton	7,696.92	Restoration
92633	12/15/2017	Travelers	2,000.00	Damages Deductible
92634	12/15/2017	Trenkamp, Holly	44.98	Refund Deposit
92635	12/15/2017	Univar USA Inc.	2,782.95	Sodium Hypochlorite
92636	12/15/2017	United Window Cleaning Co., Inc.	40.00	Facility Maintenance
92637	12/15/2017	USA Bluebook	405.53	Operator Supplies
92638	12/15/2017	USALCO	5,699.40	DelPac 2020
92639	12/15/2017	US Plastic Corp	243.32	Operator Supplies
92640	12/15/2017	Vertical Systems Elevator	369.63	Monthly Charges
92641	12/15/2017	Verhoeven, Peiter	62.00	Refund Deposit
92642	12/15/2017	Viking Supply, Inc	1,794.65	Couplings

**Northern Kentucky Water District  
Operations & Maintenance  
Check Register  
July 1, 2017 through June 30, 2018**

<b>Ck#</b>	<b>Ck Date</b>	<b>Vendor</b>	<b>Ck Amount</b>	<b>Description</b>
92643	12/15/2017	Voelker, Steve	74.77	Refund Deposit
92644	12/15/2017	Vogelpohl Fire Equipment, Inc.	1,984.58	Fire Hydrant Materials
92645	12/15/2017	VonLehman & Company Inc.	1,000.00	Parity Debt Certificate
92646	12/15/2017	Wagner Mary Carol	337.34	Travel Reimbursement
92647	12/15/2017	Wessel Lawncare & Landscaping	1,900.00	Snow Removal
92648	12/15/2017	Winkler, John	11.31	Refund Deposit
92649	12/19/2017	Kentucky State Treasurer	5,261.20	Employee Withholding
92650	12/21/2017	Arts Rental Equipment & Supply	423.25	Parts for Maintenance, Tools for Trucks
92651	12/21/2017	AWWA	9,559.00	Membership Renewal
92652	12/21/2017	Berling Engineering, PLLC., James W	425.00	Professional Services
92653	12/21/2017	Bonded Lock Service LLC	532.00	Parts for Security, Service Call
92654	12/21/2017	CBT Company	11,535.51	Replacement Drive Assembly for Basin 4
92655	12/21/2017	Cincinnati Bell	3,199.32	Telephone Services
92656	12/21/2017	Cintas #315	3,096.63	Facility Supplies
92657	12/21/2017	Core & Main	311.75	1" Flare Copper
92658	12/21/2017	Crawford Insurance	1,298.00	Annual Bond
92659	12/21/2017	Desert Diamond Industries, LLC	3,675.00	14" Diamond Blades
92660	12/21/2017	Dixon Engineering, Inc.	5,500.00	Tank Painting
92661	12/21/2017	Duke Energy	7,245.73	Gas & Electric Charges at Various Facilities
92662	12/21/2017	VOID	-	Void
92663	12/21/2017	Eppendorf North America, Inc.	481.14	Lab Supplies
92664	12/21/2017	Fastenal Company	296.60	Assorted Hardware
92665	12/21/2017	Federal Express	41.81	Transportation Charges
92666	12/21/2017	VOID	-	Void
92667	12/21/2017	Flashlight Outlet	2,574.01	LED Flashlights
92668	12/21/2017	Florence Winwater Works	884.80	Hydrant Parts, Yoke Bars, Backflow Preventers
92669	12/21/2017	Fortiline, Inc.	300.00	Brass Pipe
92670	12/21/2017	Gleason Electric Inc.	673.01	Service Call
92671	12/21/2017	Grainger	203.92	Maintenance supplies
92672	12/21/2017	Greater Comfort Heating & Air	1,229.62	Service Call
92673	12/21/2017	GRW Engineers, Inc.	1,400.00	Professional Services
92674	12/21/2017	VOID	-	Void
92675	12/21/2017	Hall's Paving & Sealing, Inc.	2,217.60	Asphalt restoration due to Maintenance of Mains
92676	12/21/2017	Hughes, PSC., John N.	7,175.00	Professional Services
92677	12/21/2017	Human Resource Profile Inc.	100.00	Background checks
92678	12/21/2017	VOID	-	Void
92679	12/21/2017	Industrial Wire Rope Supply Co Inc.	72.68	Slings
92680	12/21/2017	Kampsen, Stacey	23.01	Mileage Reimbursement
92681	12/21/2017	Kemira Water Solutions, Inc.	4,976.88	Ferric Sulfate
92682	12/21/2017	KOI Enterprises, Inc.	258.04	Batteries & Parts for Fleet
92683	12/21/2017	VOID	-	Void
92684	12/21/2017	VOID	-	Void
92685	12/21/2017	Lowe's	801.81	Parts for Maintenance, Safety Supplies, Tools for Trucks
92686	12/21/2017	Lykins Oil Company	1,318.14	Diesel Fuel
92687	12/21/2017	Mailender Inc.	294.74	Kitchen & Janitorial supplies
92688	12/21/2017	Matheson Tri-Gas, Inc.	1,982.40	Lab Supplies
92689	12/21/2017	Mayhaus, Colleen	126.27	Refund credit balance
92690	12/21/2017	VOID	-	Void
92691	12/21/2017	Miele Inc.	706.00	Lab Supplies
92692	12/21/2017	VOID	-	Void
92693	12/21/2017	National Water Services, LLC	2,525.00	Pump Removal & Inspection
92694	12/21/2017	Orr Safety Corporation	569.05	Safety Supplies
92695	12/21/2017	VOID	-	Void
92696	12/21/2017	Pollard Water	477.81	Blade Kit & Tubing Cutters
92697	12/21/2017	Pridestaff Financial	2,720.00	Temporary Service
92698	12/21/2017	Rechtin, Lindsey	218.07	Mileage Reimbursement
92699	12/21/2017	R & M Welding Products Inc.	971.17	Welding Supplies
92700	12/21/2017	Rye Engineering PLC	32,175.00	Leak Detection Services
92701	12/21/2017	Sanitation District No. 1	195.04	Sewer & Stormwater Charges
92702	12/21/2017	Jeff Schuchter	137.50	Mileage Reimbursement
92703	12/21/2017	Sigma-Aldrich Inc.	75.01	Lab Supplies
92704	12/21/2017	Staples Advantage	208.28	Office Supplies
92705	12/21/2017	Stoll Keenon Ogden PLLC	393.04	Professional Services
92706	12/21/2017	Sumerel Tire Co., Inc., Bob	638.43	Work to Fleet Vehicles
92707	12/21/2017	Thermo Electron NA LLC	1,028.88	Lab Supplies
92708	12/21/2017	Thomson Reuters	144.00	Service call
92709	12/21/2017	VOID	-	Void
92710	12/21/2017	TrinSoft, LLC	85.00	Service Call



**Northern Kentucky Water District  
Operations & Maintenance  
Check Register  
July 1, 2017 through June 30, 2018**

<b>Ck#</b>	<b>Ck Date</b>	<b>Vendor</b>	<b>Ck Amount</b>	<b>Description</b>
92711	12/21/2017	VOID	-	Void
92712	12/21/2017	United Healthcare Insurance	264,338.46	Health insurance for Jan 2018
92713	12/21/2017	USA Bluebook	819.48	Operator Supplies
92714	12/21/2017	USALCO	5,725.36	DelPac 2020
92715	12/21/2017	US Bank Equipment Finance	1,169.26	Lease on Copiers
92716	12/21/2017	Viking Supply, Inc.	4,966.30	Repair Clamps, Wheeler Rex
92717	12/21/2017	Wessel Lawncare & Landscaping	700.00	Tree Removal
92718	12/21/2017	VOID	-	Void
92719	12/27/2017	VOID	-	Void
92720	12/27/2017	Ky State Treasurer	5,370.81	Employee Withholding
92721	1/2/2018	A-1 Electric Motor Service	164.84	Parts for Maintenance
92722	1/2/2018	Agilent Technologies	448.00	Parts for Lab
92723	1/2/2018	AllMax Software, Inc.	3,635.00	Annual Maintenance
92724	1/2/2018	American Academy	200.00	Member Renewal
92725	1/2/2018	Battery Neighbor LLC	138.24	Batteries
92726	1/2/2018	VOID	-	Void
92727	1/2/2018	Boden, Deanna	78.11	Mileage Reimbursement
92728	1/2/2018	Buckeye Power Sales Co., Inc	342.88	Service Call
92729	1/2/2018	CBT Company	972.67	Ball Bearings
92730	1/2/2018	Cincinnati Bell	2,296.66	Telephone Service
92731	1/2/2018	Cincinnati Bell Any Distance	94.52	Long Distance Service
92732	1/2/2018	City of Southgate	50.00	Permits
92733	1/2/2018	Clemons, Kim	327.03	Mileage Reimbursement
92734	1/2/2018	Core & Main	9,025.00	Angle Valves, Meter Covers
92735	1/2/2018	Crescent Springs Hardware	37.59	Tools for trucks
92736	1/2/2018	Derek Inc.	240.40	Refund Fire Hydrant deposit
92737	1/2/2018	Duke Energy	42,420.03	Gas & Electric for Various NKWD Locations
92738	1/2/2018	Eppendorf North America, Inc.	245.99	Lab Supplies
92739	1/2/2018	EST Analytical	4,570.00	Annual Maintenance
92740	1/2/2018	Fastenal Company	14.40	Parts for Maintenance
92741	1/2/2018	Fisher Scientific	288.05	Lab Supplies
92742	1/2/2018	Florence Winwater Works	7,278.50	Fire Hydrants
92743	1/2/2018	Franzen, TJ	112.44	Uniform Reimbursement
92744	1/2/2018	Grainger	515.96	Parts for Maintenance
92745	1/2/2018	Greater Comfort Heating & Air	913.92	Service Call
92746	1/2/2018	Hall Contracting of Ky Inc.	320.79	Fire Hydrant Deposit Refund
92747	1/2/2018	Harper Oil Products Inc	4,009.03	Hydraulic Fluid
92748	1/2/2018	Henn Plumbing Inc.	367.60	Service Call
92749	1/2/2018	VOID	-	Void
92750	1/2/2018	Humana Dental Ins. Co.	1,073.10	Dental Insurance for Jan 18
92751	1/2/2018	Ideal Supplies Inc	120.00	Low Strength Fill
92752	1/2/2018	Joshua One LLC	200.79	Refund Fire Hydrant Deposit
92753	1/2/2018	KOI Enterprises, Inc	262.30	Parts for Fleet Vehicles
92754	1/2/2018	Leak Eliminators	111.98	Refund Fire Hydrant Deposit
92755	1/2/2018	Len Riegler Blacktop, Inc.	37.09	Refund Fire Hydrant Deposit
92756	1/2/2018	Lykins Oil Company	2,533.06	Diesel Fuel
92757	1/2/2018	Miller Pipeline	947.74	Refund Fire Hydrant Deposit
92758	1/2/2018	Minuteman/Design Press	132.00	Deposit Stubs
92759	1/2/2018	VOID	-	Void
92760	1/2/2018	OFFICETEAM, Specialized Admin. Staffing	4,913.94	Temporary in CS
92761	1/2/2018	Owen Electric Cooperative Inc	93.12	Electric Charges
92762	1/2/2018	Pacific Interpreters	13.05	Interpreter Services
92763	1/2/2018	Pitney Bowes Inc.	765.12	Lease on Mail Machine
92764	1/2/2018	Pitney Bowes Inc.	3,000.00	Postage Meter Refill
92765	1/2/2018	Postmaster Covington Ky	910.00	Business Reply Postage
92766	1/2/2018	Pratt, Co Henry	332.43	Parts for Maintenance
92767	1/2/2018	Pridestaff Financial	1,360.00	Temporary Service in HR
92768	1/2/2018	Rawdon Myers Inc	2,130.00	Motors for Actuators
92769	1/2/2018	Red Wing Shoes	169.99	Safety Shoes
92770	1/2/2018	Sanitation District No. 1	444.53	Sewer & Storm Water Charges
92771	1/2/2018	Security Fence Group, Inc.	1,320.00	Gate Repair Bromley Water Tower
92772	1/2/2018	Sigma-Aldrich Inc	1,302.99	Lab Supplies
92773	1/2/2018	Staples Advantage	54.00	Office Supplies
92774	1/2/2018	St. Elizabeth Business Health	779.00	Clinical Services
92775	1/2/2018	Temco Inc.	164.26	Parts for Maintenance
92776	1/2/2018	Trane U.S., Inc.	939.00	Maintenance FTTP Lab HVAC
92777	1/2/2018	TWC Concrete	117.97	Refund Fire Hydrant Deposit
92778	1/2/2018	Unistrut Cincinnati	748.10	FTTP Chemical Line Injection

**Northern Kentucky Water District  
Operations & Maintenance  
Check Register  
July 1, 2017 through June 30, 2018**

<b>Ck#</b>	<b>Ck Date</b>	<b>Vendor</b>	<b>Ck Amount</b>	<b>Description</b>
92779	1/2/2018	USALCO	5,878.76	DelPac
92780	1/2/2018	US Bank Equipment Finance	79.50	Copier Maintenance
92781	1/2/2018	Viking Supply, Inc	500.05	Repair Clamps
92782	1/2/2018	Waste Resource Management Inc.	3,549.76	Sludge Removal
92783	1/2/2018	Wildman Corporate Apparel	282.88	Uniforms
92784	1/4/2018	Kentucky State Treasurer	5,771.20	Employee Withholding
92785	1/4/2018	United Way of Greater Cincinnati	1,387.79	United Way Contributions 4th qtr 2017
92786	1/4/2018	Kentucky League of Cities	1,856.23	Unemployment
92787	1/8/2018	Abraxis, LLC	1,903.00	Lab Supplies
92788	1/8/2018	Advanced Utility Systems	117,374.09	CIS Infinity Annual Maintenance
92789	1/8/2018	Arts Rental Equipment & Supply	178.99	Tools for trucks
92790	1/8/2018	Badger Meter, Inc	78.00	Meter Parts
92791	1/8/2018	Battery Neighbor LLC	406.32	Batteries
92792	1/8/2018	Blue Chip Express & Courier Service	210.00	Monthly Courier
92793	1/8/2018	Calloway Cleaning & Restoration	12,649.12	Restoration Services from Damages
92794	1/8/2018	CDW Government Inc.	1,816.14	Annual Maintenance
92795	1/8/2018	Cincinnati Bell	1,688.84	Telephone Service
92796	1/8/2018	City of Cold Spring	486.00	Fees
92797	1/8/2018	Clean Harbors Env. Services	1,717.50	Hydrovac Excavation
92798	1/8/2018	Cottingham True Value	580.68	Maintenance Supplies
92799	1/8/2018	Crescent Springs Hardware	10.15	Tools for Trucks
92800	1/8/2018	Dove Data Products, Inc.	505.00	Toner
92801	1/8/2018	Duke Energy	13,035.99	Gas & Electric for Various NKWD Locations
92802	1/8/2018	E & H Integrated Systems	513.75	Service Call
92803	1/8/2018	Eckstein Roofing Co.	13,400.00	Roof Repair at CF
92804	1/8/2018	EMD Millipore Corp	902.00	Lab Supplies
92805	1/8/2018	Environmental Laboratories, Inc.	75.00	Lab Supplies
92806	1/8/2018	EST Analytical	55.31	Lab Supplies
92807	1/8/2018	Fastenal Company	14.32	Supplies for FTTP Basin
92808	1/8/2018	Fisher Scientific	1,330.42	Lab Supplies
92809	1/8/2018	Georges Truck Center Inc	223.40	Fleet Vehicle Maintenance
92810	1/8/2018	Greko Supply Company	44.00	Maintenance Supplies
92811	1/8/2018	Hach Company	2,506.85	Lab Supplies
92812	1/8/2018	Herald Cory	144.42	Refund Credit Balance
92813	1/8/2018	Ideal Supplies Inc	2,864.25	Low Strength Fill
92814	1/8/2018	IDEXX Distribution, Inc.	3,499.37	Lab Supplies
92815	1/8/2018	Janell Inc.	34.60	Concrete Supplies for Restoration
92816	1/8/2018	Johnson Electric Supply Co., The	70.22	Electrical Supplies
92817	1/8/2018	Kemper Inc Richard G	13.99	Parts for Sludge
92818	1/8/2018	Kemira Water Solutions, Inc.	5,210.63	Ferric Sulfate
92819	1/8/2018	Kens Crescent Springs Service	55.00	Towing
92820	1/8/2018	Klingenberg's - Covington	21.99	Parts for Maintenance
92821	1/8/2018	Len Riegler Blacktop, Inc.	4,217.40	Milling and Paving
92822	1/8/2018	Literature Fulfillment Services	18,839.63	Printing & Mailing of Bills/Notices
92823	1/8/2018	Lowe's	1,050.38	Tools for Distribution, Supplies for Lab Sink Repairs
92824	1/8/2018	Matheson Tri-Gas, Inc.	208.73	Lab Supplies
92825	1/8/2018	McGrath, William D	12.31	Mileage Reimbursements
92826	1/8/2018	Medert, Colleen	28.39	Mileage Reimbursement
92827	1/8/2018	Murphy Tractor & Equipment Co.	175.50	Work On fleet Vehicle
92828	1/8/2018	Next Gen Cabling, Inc.	777.11	Service Call
92829	1/8/2018	Overhead Door Co of Northern KY	358.00	Service Call
92830	1/8/2018	Ovivo USA, LLC	620.37	Parts for Sludge
92831	1/8/2018	Owen Electric Cooperative Inc	228.61	Electric Charges
92832	1/8/2018	Phenova	863.54	Lab Supplies
92833	1/8/2018	Mary C. Wagner / Petty Cash	287.36	Petty Cash
92834	1/8/2018	Res/Comm Security Systems Inc.	306.00	Central Station Monitoring
92835	1/8/2018	Restek Corporation	1,327.84	Lab Supplies
92836	1/8/2018	R & M Welding Products Inc	32.50	Welding Supplies
92837	1/8/2018	RNK Environmental Inc	715.00	Lab Supplies
92838	1/8/2018	RUMPK	120.00	Monthly Charges
92839	1/8/2018	Sanitation District No. 1	2,051.66	Blowoff Flushing
92840	1/8/2018	Sanitation District No. 1	328.10	Stormwater Charges
92841	1/8/2018	Security Fence Group, Inc.	1,090.00	Fence Repair at TMTP
92842	1/8/2018	Smeller, Casey	531.87	Refund Credit Balance
92843	1/8/2018	Southeastern Equipment Co Inc	1,031.57	Parts for Fleet Vehicles
92844	1/8/2018	Southern States	19.95	Seed and straw
92845	1/8/2018	Staples Advantage	50.34	Office Supplies
92846	1/8/2018	Temco Inc.	514.71	Parts for Maintenance

**Northern Kentucky Water District  
Operations & Maintenance  
Check Register  
July 1, 2017 through June 30, 2018**

<b>Ck#</b>	<b>Ck Date</b>	<b>Vendor</b>	<b>Ck Amount</b>	<b>Description</b>
92847	1/8/2018	The Thaman Rubber Co.	976.00	Service call
92848	1/8/2018	Thermo Electron NA LLC	29.20	Lab Supplies
92849	1/8/2018	Time Warner Cable	248.18	Monthly Charges
92850	1/8/2018	Turner, Lance	1,014.61	Refund credit balance
92851	1/8/2018	Univar USA Inc.	8,873.14	Fluoride
92852	1/8/2018	United Healthcare Insurance	5.68	Monthly Assessment
92853	1/8/2018	United Window Cleaning Co., Inc.	40.00	Facility Maintenance
92854	1/8/2018	USA Bluebook	1,961.61	Aupplies for FTTP Potassium Feed
92855	1/8/2018	Verizon Wireless	7,797.74	Monthly Charges
92856	1/8/2018	Vogelpohl Fire Equipment, Inc.	874.00	Hoses
92857	1/8/2018	Wagner, Mary Carol	617.65	Travel Reimbursement
92858	1/8/2018	Wessel Lawncare & Landscaping	795.00	Snow Removal
92859	1/8/2018	Wex Bank	13,436.35	Gas Purchases for Dec 2017
92860	1/8/2018	Wilder Winnelson	552.69	Parts for Maintenance
92861	1/8/2018	Woeste, Ben	144.75	Uniform Reimbursement
92862	1/9/2018	Univar USA Inc.	2,781.10	Sodium Hypo
92863	1/9/2018	Kentucky State Treasurer	5,711.20	Employee Withholding
92864	1/10/2018	Blevins, Ronald	50.00	Reissue Reimbursement
92865	1/10/2018	Hodges, Nathan	2,628.00	Reissue Reimbursement
92866	1/10/2018	Moor, Johnathan	1,921.95	Mileage Reimbursement
92867	1/10/2018	Environmental Laboratories, Inc.	57.00	Lab Supplies
92868	1/10/2018	Lincoln National Life Insurance Co.	5,501.66	Life Insurance
92869	1/10/2018	Hach Company	1,109.14	Lab Supplies
92870	1/12/2018	Abco Safety	553.07	Safety Supplies
92871	1/12/2018	Around the Clock Answering Service	610.00	Answering Service
92872	1/12/2018	Arts Rental Equipment & Supply	304.26	Tools for trucks
92873	1/12/2018	Badger Daylighting Corp.	3,945.00	Hydrovac Excavation
92874	1/12/2018	Battery Neighbor LLC	236.00	Safety Supplies
92875	1/12/2018	Best Way Disposal	710.03	Monthly Charges
92876	1/12/2018	BL Anderson Co. Inc.	518.39	Leak Detector
92877	1/12/2018	Boone-Kenton Lumber Supply Co.	1,235.00	Lumber
92878	1/12/2018	Bray Trucking Inc.	5,593.22	Aggregate Materials
92879	1/12/2018	Bray Truck & Parts	2,745.71	Fleet Vehicle Maintenance
92880	1/12/2018	CBT Company	3,224.25	Replace Gearbox for FTTP Sludge
92881	1/12/2018	Cincinnati Bell	7,745.26	Telephone Service
92882	1/12/2018	Cintas #315	1,855.71	Facility Supplies
92883	1/12/2018	City of Villa Hills	3,779.80	Milling and Paving
92884	1/12/2018	Core & Main	16,135.50	Meter Covers
92885	1/12/2018	Crawford Insurance	102.00	Bond Renewal
92886	1/12/2018	Crescent Springs Hardware	775.00	Meter Shop Supplies
92887	1/12/2018	Dons Garage Inc	2,382.45	Fleet Vehicle Maintenance
92888	1/12/2018	Duke Energy	59,829.59	Gas & Electric for Various NKWD Locations
92889	1/12/2018	Environmental Resource Assoc	398.87	Lab Supplies
92890	1/12/2018	EyeMed	1,236.14	Vision Insurance
92891	1/12/2018	Fastech Alarms & Telecommunication Services	1,365.85	Alarm Maintenance
92892	1/12/2018	Federal Express	99.05	Transportation Charges
92893	1/12/2018	Fifth Third Bank-Visa	2,710.34	Monthly Visa Purchases
92894	1/12/2018	Fisher Scientific	1,912.67	Lab Supplies
92895	1/12/2018	Flashlight Outlet	619.31	Flashlights
92896	1/12/2018	Florence Winwater Works	13,580.08	Pressure Regulators, Fire Hydrants
92897	1/12/2018	Fortiline, Inc.	305.80	Valve Keys
92898	1/12/2018	Grainger	992.87	Supplies for Pumping
92899	1/12/2018	Graybar Electric Co Inc	1,011.95	Electrical Supplies
92900	1/12/2018	Greko Supply Company	424.10	Hand Cleaner
92901	1/12/2018	Hach Company	192.89	Reagent Sets for Operators
92902	1/12/2018	Hall's Paving & Sealing, Inc.	8,210.35	Asphalt Restoration
92903	1/12/2018	Hillyard Kentucky	414.66	Janitorial Supplies
92904	1/12/2018	Ideal Supplies Inc	6,625.00	Low Strength Fill
92905	1/12/2018	IDEXX Distribution, Inc.	2,189.26	Lab Supplies
92906	1/12/2018	Jude's Custom Exhaust Auto Repair & Towing	150.00	Towing
92907	1/12/2018	KEMI	4,814.96	Permium Installment
92908	1/12/2018	KOI Enterprises, Inc	349.19	Fleet Vehicle Supplies
92909	1/12/2018	K E Rose Company	1,141.00	Fleet Vehicle Maintenance
92910	1/12/2018	KWVOA	1,760.00	Operator Membership
92911	1/12/2018	Len Riegler Blacktop, Inc.	38,381.50	Milling and Paving
92912	1/12/2018	Lincoln National Life Insurance Co.	802.51	Life Insurance
92913	1/12/2018	Lowe's	1,384.72	Parts for Maintenance
92914	1/12/2018	Lykins Oil Company	3,179.55	Diesel Fuel

**Northern Kentucky Water District  
Operations & Maintenance  
Check Register  
July 1, 2017 through June 30, 2018**

<b>Ck#</b>	<b>Ck Date</b>	<b>Vendor</b>	<b>Ck Amount</b>	<b>Description</b>
92915	1/12/2018	Mark's Garage	1,548.79	Fleet Vehicle Maintenance
92916	1/12/2018	Matheson Tri-Gas, Inc.	587.41	Lab Supplies
92917	1/12/2018	Midwest Bottle Gas Dist. Inc	1,970.10	Propane
92918	1/12/2018	Minuteman/Design Press	670.00	Paper Stock
92919	1/12/2018	Mobilcomm Inc.	963.00	Scada Radio Antenna Rental
92920	1/12/2018	Municipal & Contractors Sealing Products	11,877.50	Insulation for Frozen Meters
92921	1/12/2018	Murphy Tractor & Equipment Co.	7,204.24	Fleet Vehicle Maintenance
92922	1/12/2018	Northern Kentucky Machine	165.00	Repair Hub
92923	1/12/2018	OFFICETEAM, Specialized Admin. Staffing	798.72	Temporary Service in Customer Service
92924	1/12/2018	Orr Safety Corporation	1,507.90	Safety Supplies
92925	1/12/2018	Pension Corporation of America	4,775.34	Flex Spending for Jan 18
92926	1/12/2018	Peters, Dan	89.00	Reimburse DOT Physical
92927	1/12/2018	Pridestaff Financial	878.22	Temporary Service in HR
92928	1/12/2018	Randy's Rugged Wear	2,098.93	Safety Shoes
92929	1/12/2018	Reis Concrete Products Inc	1,440.00	Aggregate Materials
92930	1/12/2018	Richie Trucking	1,625.00	Monthly Dumping
92931	1/12/2018	R & M Welding Products Inc	293.63	Tank Rental
92932	1/12/2018	Safeguard Business Systems	398.81	Check Stock
92933	1/12/2018	Sanitation District No. 1	56.12	Sewer & Storm Water Charges
92934	1/12/2018	Staples Advantage	156.33	Office Supplies
92935	1/12/2018	Sumerel Tire Co., Inc., Bob	2,831.69	Fleet Vehicle Maintenance
92936	1/12/2018	Travelers	5,000.00	Damages
92937	1/12/2018	Travelers	167.00	Premium Adjustment
92938	1/12/2018	Trane U.S., Inc.	1,244.39	HVAC Repair
92939	1/12/2018	TrinSoft, LLC	42.50	Service call
92940	1/12/2018	TVC Communications	341.25	Adhesive
92941	1/12/2018	Univar USA Inc.	2,775.55	Sodium Hypochlorite
92942	1/12/2018	USALCO	5,713.56	DelPac 2020
92943	1/12/2018	Verizon Wireless	150.10	Monthly Charges
92944	1/12/2018	VOID	-	Void
92945	1/12/2018	Viking Supply, Inc	3,535.61	Repair Clamps
92946	1/12/2018	Wagner Mary Carol	2,191.83	Travel Reimbursement
92947	1/12/2018	Wessel Lawncare & Landscaping	2,920.00	Snow Removal
92948	1/12/2018	Wilder Winnelson	552.69	Parts for Maintenance
92949	1/12/2018	Wyler, Jeff	17.90	Parts for Fleet Vehicles
92950	1/16/2018	Hodges, Nathan	12.00	Reimbursement
92951	1/16/2018	Hoffman, Jeremy	94.88	Uniform Reimbursement
92952	1/16/2018	Williams, Jacob	50.00	Reimburse CDL
92953	1/16/2018	Fischer, Eric	225.00	Fouser Training
92954	1/17/2018	Kuhn, Michael	550.00	Damages
92955	1/17/2018	Kentucky State Treasurer	5,681.20	Employee Withholding
92956	1/19/2018	Flynn, Michael	76.47	Uniform Reimbursement
92957	1/22/2018	ACE Exterminating Co. / Dawn	2,906.89	Annual Service
92958	1/22/2018	Ace-Tex Enterprises, Inc.	394.45	Shop Supplies
92959	1/22/2018	Arts Rental Equipment & Supply	1,139.04	Supplies for Distribution
92960	1/22/2018	Baumgardner, Ashley	131.82	Reimburse Credit Balance
92961	1/22/2018	Becknell-Coghill Inc	31,260.00	New Services for August
92962	1/22/2018	Biederman Co., Inc., R.P.	81.00	Quarterly Fire Alarm Monitoring
92963	1/22/2018	Bobcat Enterprises, Inc.	3,001.37	Maintenance on Fleet Vehicles
92964	1/22/2018	Bonded Lock Service LLC	312.00	Service Call
92965	1/22/2018	Bradford, Jennifer	126.44	Refund Credit Balance
92966	1/22/2018	Calgon Carbon UV Tech, LLC	6,906.47	UV Lamps
92967	1/22/2018	Chain, Ray	126.64	Refund Deposit
92968	1/22/2018	Cincinnati Bell	1,160.25	Telephone Service
92969	1/22/2018	Cintas #315	569.29	Facility Supplies
92970	1/22/2018	Core & Main	6,008.00	Corporation Stops, Meter Lids
92971	1/22/2018	Crescent Springs Hardware	121.61	Tools for Trucks
92972	1/22/2018	Crux Vinyl Graphics	1,150.80	Fleet Supplies
92973	1/22/2018	Document Destruction	140.00	Document Destruction
92974	1/22/2018	Duke Energy	47,422.57	Gas & Electric for Various NKWD Locations
92975	1/22/2018	Dzurilla, David	88.87	Refund Deposit
92976	1/22/2018	Ellerman, Paige	228.32	Refund Credit Balance
92977	1/22/2018	Enquirer Media	647.45	Advertisement
92978	1/22/2018	Environmental Resource Assoc	966.86	Lab Supplies
92979	1/22/2018	Fastenal Company	680.04	Meter Shop Supplies
92980	1/22/2018	Federal Express	7.98	Transportation Charges
92981	1/22/2018	Ferguson Waterworks	1,460.50	Supplies for Meter Lids
92982	1/22/2018	Fisher Scientific	490.61	Lab supplies

**Northern Kentucky Water District  
Operations & Maintenance  
Check Register  
July 1, 2017 through June 30, 2018**

<b>Ck#</b>	<b>Ck Date</b>	<b>Vendor</b>	<b>Ck Amount</b>	<b>Description</b>
92983	1/22/2018	Flashlight Outlet	550.96	Tools for Trucks
92984	1/22/2018	Florence Winwater Works	9,072.38	Repair Clamps, Meter Yokes
92985	1/22/2018	Flynn Metering Systems	1,969.34	Repair Kit
92986	1/22/2018	Fortiline, Inc.	3,184.56	Meter Keys, Curb Stop Cleaner
92987	1/22/2018	Frost Brown Todd LLC	7,552.00	Legal Services
92988	1/22/2018	Gabel, Richard	375.92	Refund Credit Balance
92989	1/22/2018	Grainger	54.40	Parts for Maintenance
92990	1/22/2018	Hach Company	1,234.33	Lab Supplies
92991	1/22/2018	Harper Oil Products Inc	1,943.10	Oil
92992	1/22/2018	Henn Plumbing Inc.	170.00	Service Call
92993	1/22/2018	Hoida, Tracy	64.17	Refund Credit Balance
92994	1/22/2018	Hydro Controls, Inc.	756.48	Parts for Maintenance
92995	1/22/2018	Ideal Supplies Inc	9,830.10	Low Strength Fill
92996	1/22/2018	Johnson Electric Supply Co., The	123.82	Electrical Supplies
92997	1/22/2018	Kaffenbarger Truck Eqpt. Co.	1,321.54	Maintenance on Fleet Vehicles
92998	1/22/2018	Kemira Water Solutions, Inc.	5,064.54	Ferric Sulfate
92999	1/22/2018	Kens Crescent Springs Service	265.00	Towing
93000	1/22/2018	KOI Enterprises, Inc	679.64	Parts for Fleet Vehicles
93001	1/22/2018	KWVWOA	360.00	Member Renewal
93002	1/22/2018	Lowe's	784.74	Supplies for Dudley Heater Repair
93003	1/22/2018	Lykins Oil Company	1,949.77	Diesel Fuel
93004	1/22/2018	McVay, Roy	91.85	Refund Deposit
93005	1/22/2018	Microsoft	184.21	Monthly Charges
93006	1/22/2018	Midwest Bottle Gas Dist. Inc	360.74	Propane
93007	1/22/2018	Middleton, Thomas	72.35	Refund Deposit
93008	1/22/2018	Mills Fence Co., Inc.	1,490.00	Fence Repair
93009	1/22/2018	Minuteman/Design Press	88.00	Paper Stock
93010	1/22/2018	Nielander, Jennie	280.00	Refund Credit balance
93011	1/22/2018	NKCCMA	180.00	Member Renewal
93012	1/22/2018	OFFICETEAM, Specialized Admin. Staffing	1,909.61	Temporary Service in Customer Service
93013	1/22/2018	Orr Safety Corporation	176.39	Safety Supplies
93014	1/22/2018	Owen Electric Cooperative Inc	14,532.87	Electric Charges
93015	1/22/2018	Parker, Rebecca	28.20	Refund Deposit
93016	1/22/2018	Phenova	657.75	Lab Supplies
93017	1/22/2018	Matt Piccirillo	265.96	Mileage Reimbursement
93018	1/22/2018	Plant Trolley, Inc., The	177.12	Monthly Charges
93019	1/22/2018	Precision Contracting Inc.	70.56	Refund Deposit
93020	1/22/2018	Pridestaff Financial	1,963.50	Temporary Service in HR
93021	1/22/2018	RUMPKE	85.57	Monthly Charges
93022	1/22/2018	Russell, Eric	49.08	Refund Deposit
93023	1/22/2018	Sanitation District No. 1	155.74	Monthly Charges
93024	1/22/2018	Sanchez, Stephanie	2.08	Refund Deposit
93025	1/22/2018	Specialized Plumbing Parts Supply	23.02	Plumbing Supplies for Lab
93026	1/22/2018	Staples Advantage	52.99	Office Supplies
93027	1/22/2018	St. Elizabeth Medical Center	962.50	1st Quarter EAP Program
93028	1/22/2018	Supply Post Business Products	86.95	Office Supplies
93029	1/22/2018	TrinSoft, LLC	340.00	Service Call
93030	1/22/2018	Tubesing, Kate	100.88	Refund Deposit
93031	1/22/2018	Univar USA Inc.	2,779.87	Sodium Hypochlorite
93032	1/22/2018	United Healthcare Insurance	258,068.12	Healthcare for February 18
93033	1/22/2018	USALCO	11,670.20	DelPac 2020
93034	1/22/2018	US Bank Equipment Finance	1,708.56	Lease on Copiers
93035	1/22/2018	Verizon Wireless	1,200.00	GPS Units
93036	1/22/2018	Vertical Systems Elevator	369.63	Monthly Charges
93037	1/22/2018	Viking Supply, Inc	562.40	MJ Bend
93038	1/22/2018	Vivial	630.80	Monthly Charges
93039	1/22/2018	Waste Resource Management Inc.	4,968.64	Sludge Removal
93040	1/22/2018	Wessel Lawncare & Landscaping	5,915.00	Snow Removal
93041	1/22/2018	Wilder Winnelson	485.00	Valves
93042	1/22/2018	Wildman Corporate Apparel	406.24	Uniforms
93043	1/23/2018	Kentucky State Treasurer	5,633.38	Employee Withholding
93044	1/29/2018	Kentucky State Treasurer	5,691.38	Employee Withholding
93045	1/30/2018	A-1 Electric Motor Service	70.00	Electrical Supplies
93046	1/30/2018	Agilent Technologies	543.00	Lab Supplies
93047	1/30/2018	Arts Rental Equipment & Supply	272.25	Supplies for Distribution
93048	1/30/2018	Badger Daylighting Corp.	945.00	Hydrovac Excavation
93049	1/30/2018	Becknell-Coghill Inc	2,465.00	W 5th Street Meters
93050	1/30/2018	BL Anderson Co. Inc.	3,841.88	Marprene Element

**Northern Kentucky Water District  
Operations & Maintenance  
Check Register  
July 1, 2017 through June 30, 2018**

<b>Ck#</b>	<b>Ck Date</b>	<b>Vendor</b>	<b>Ck Amount</b>	<b>Description</b>
93051	1/30/2018	Bonded Lock Service LLC	105.79	Padlock for MPTP
93052	1/30/2018	Boone Steel LLC	136.53	Parts for Maintenance
93053	1/30/2018	Brown, Kelli	30.00	Reimbursement
93054	1/30/2018	CDW Government Inc.	214.06	Computer Supplies
93055	1/30/2018	Chemrite, Inc.	14,881.05	Potassium Permanganate
93056	1/30/2018	Cincinnati Bell	2,370.28	Telephone Service
93057	1/30/2018	City of Taylor Mill	203.98	Annual Waste Collection
93058	1/30/2018	City of Edgewood	240.00	Permits
93059	1/30/2018	Cottingham True Value	2,402.40	Pumps
93060	1/30/2018	Crescent Springs Hardware	160.83	Equipment Repair
93061	1/30/2018	Dons Garage Inc	1,138.22	Maintenance to Fleet Vehicles
93062	1/30/2018	Dove Data Products, Inc.	320.00	Toner
93063	1/30/2018	Duke Energy	25,212.97	Gas & Electric for Various NKWD Locations
93064	1/30/2018	Fastenal Company	1,375.44	Assorted Hardware
93065	1/30/2018	Federal Express	43.70	Transportation Charges
93066	1/30/2018	Flaig Welding Co Inc	719.05	Welding Service
93067	1/30/2018	Florence Winwater Works	33.67	Packing Tape
93068	1/30/2018	Gosney, David	43.88	Uniform Reimbursement
93069	1/30/2018	Grainger	566.16	Parts for Maintenance
93070	1/30/2018	Graybar Electric Co Inc	115.72	Parts for Maintenance
93071	1/30/2018	Harper Oil Products Inc	179.70	Fluid for Equipment
93072	1/30/2018	Humana Dental Ins. Co.	979.05	Dental Coverage for Feb
93073	1/30/2018	Ideal Supplies Inc	1,679.00	Low Strength Fill
93074	1/30/2018	Kemper Inc Richard G	328.80	Couplings, Adapters for FTTP & MPTP
93075	1/30/2018	Kemira Water Solutions, Inc.	10,021.95	Ferric Sulfate
93076	1/30/2018	Kens Crescent Springs Service	930.89	Towing, Maintenance to Fleet Vehicles
93077	1/30/2018	KWVWA	360.00	Conference
93078	1/30/2018	Lincoln National Life Insurance Co.	5,176.79	Life Insurance
93079	1/30/2018	LogMein Inc.	2,300.00	Annual Maintenance
93080	1/30/2018	Mailender Inc.	742.95	Kitchen & Janitorial Supplies
93081	1/30/2018	Matheson Tri-Gas, Inc.	938.24	Lab Supplies
93082	1/30/2018	Millipore Corporation	2,451.01	Lab supplies
93083	1/30/2018	Moor, Johnathan	12.00	Refund
93084	1/30/2018	Morris, Linda	94.27	Refund Credit Balance
93085	1/30/2018	No Ky Public Works Association	20.00	Member Renewal
93086	1/30/2018	OFFICETEAM, Specialized Admin. Staffing	1,440.56	Temporary in Customer Service
93087	1/30/2018	Ohio Valley Gasket	1,490.65	Gaskets
93088	1/30/2018	Orr Safety Corporation	2,414.43	Safety Supplies
93089	1/30/2018	Owen Electric Cooperative Inc	474.19	Electric Charges
93090	1/30/2018	Pacific Interpreters	8.70	Interpreting Service
93091	1/30/2018	Pilot Lumber	26.68	Corrugated Pipe
93092	1/30/2018	Pirtek Reading Road	1,093.44	Assorted Hardware
93093	1/30/2018	Pitney Bowes Inc.	407.97	Supplies for Mail Machine
93094	1/30/2018	Quality Signs & Service Co., Inc.	666.25	Service Call
93095	1/30/2018	Randy's Rugged Wear	2,194.63	Uniforms
93096	1/30/2018	Restek Corporation	222.74	Lab Supplies
93097	1/30/2018	R & M Welding Products Inc	236.41	Supplies for Maintenance
93098	1/30/2018	SafetyWear	628.59	Safety Supplies
93099	1/30/2018	Sanitation District No. 1	187.39	Sewer & Storm Water Charges
93100	1/30/2018	Scientific Notebook Co.	706.63	Lab Supplies
93101	1/30/2018	Seal Analytical, Inc.	417.35	Lab Supplies
93102	1/30/2018	Seiter Farms Inc.	100.00	Seed and Straw for Restoration
93103	1/30/2018	Staples Advantage	86.16	Office Supplies
93104	1/30/2018	St. Elizabeth Business Health	498.00	Clinical Service
93105	1/30/2018	Sumerel Tire Co., Inc., Bob	881.86	Maintenance to Fleet Vehicles
93106	1/30/2018	Time Warner Cable	245.00	Monthly Charges
93107	1/30/2018	Trane U.S., Inc.	1,196.00	HVAC Repair at Lab
93108	1/30/2018	Univar USA Inc.	15,020.05	Sodium Hypochlorite
93109	1/30/2018	USALCO	5,723.00	DelPac 2020
93110	1/30/2018	Valley Asphalt Corporation	2,278.00	Asphalt for Restoration
93111	1/30/2018	Viking Supply, Inc	5,981.65	Couplings, Repair Clamps
93112	1/30/2018	Vogelpohl Fire Equipment, Inc.	38.90	Hydrant Parts
93113	1/30/2018	Wessel Lawncare & Landscaping	4,005.00	Snow Removal
93114	1/30/2018	Wildman Corporate Apparel	105.00	Uniforms
93115	1/30/2018	Young, Jason	152.64	Uniforms
93116	1/30/2018	Zoho Corporation	2,995.00	Annual Maintenance
93117	1/30/2018	Bachman, Diana	3,806.55	Refund Credit Balance
93118	2/5/2018	A-1 Electric Motor Service	602.38	Parts for Maintenance

**Northern Kentucky Water District  
Operations & Maintenance  
Check Register  
July 1, 2017 through June 30, 2018**

<b>Ck#</b>	<b>Ck Date</b>	<b>Vendor</b>	<b>Ck Amount</b>	<b>Description</b>
93119	2/5/2018	A & A Safety, Inc	1,108.49	Repair to Equipment
93120	2/5/2018	Agilent Technologies	3,069.36	Annual Maintenance
93121	2/5/2018	Arts Rental Equipment & Supply	2,205.59	Supplies for MPTP Actiflo Water Line & Distribution
93122	2/5/2018	A & S Electric Supply, Inc.	70.99	Electrical Supplies
93123	2/5/2018	Auxter, Valerie	126.63	Refund Deposit
93124	2/5/2018	Ayyeka Inc.	55.00	Adapter
93125	2/5/2018	Baehr, Emily	10.80	Refund Deposit
93126	2/5/2018	Baker Corp.	2,805.00	Safety Training
93127	2/5/2018	B C Engineering Co	590.00	Maintenance Repair Kit
93128	2/5/2018	BestOne, Tire & Service of Mid America, Inc.	1,081.78	Fleet Vehicle Maintenance
93129	2/5/2018	Blue Tide Partners	75.60	Refund Deposit
93130	2/5/2018	Bonded Lock Service LLC	43.98	Security Supplies
93131	2/5/2018	Boone-Kenton Lumber Supply Co.	1,555.72	Plywood
93132	2/5/2018	Bray Truck & Parts	339.65	Fleet Vehicle Maintenance
93133	2/5/2018	CA Advance	315.69	Refund Fire Hydrant Rental
93134	2/5/2018	Cain, Lisa	115.88	Refund Deposit
93135	2/5/2018	CDW Government Inc.	420.73	Computer Supplies
93136	2/5/2018	Cincinnati Bell	3,228.05	Telephone Service
93137	2/5/2018	Cincinnati Bell	1,299.64	Facility Access Service
93138	2/5/2018	Cincinnati Bell Any Distance	96.44	Long Distance
93139	2/5/2018	Cintas #315	1,584.46	Facility Supplies
93140	2/5/2018	Clemons, Kim	12.00	Meeting Parking
93141	2/5/2018	Cornerstone Controls, Inc.	421.42	Maintenance Kit
93142	2/5/2018	Core & Main	1,070.00	Curb Stops
93143	2/5/2018	Corbin, Sharlene	3.17	Refund Deposit
93144	2/5/2018	Crescent Springs Hardware	30.97	Tools for Trucks
93145	2/5/2018	Matthew Dirheimer	53.00	CDL Reimbursement
93146	2/5/2018	DLT Solutions, LLC	1,664.68	Annual Maintenance
93147	2/5/2018	Dons Garage Inc	1,346.94	Fleet Vehicle Maintenance
93148	2/5/2018	Duke Energy	25,860.34	Gas & Electric for Various NKWD Locations
93149	2/5/2018	Dun & Bradstreet Credibility Corp.	1,399.00	Credibility Review
93150	2/5/2018	Elfers, John Jr	169.74	Uniforms
93151	2/5/2018	Environmental Laboratories, Inc.	42.00	Lab Supplies
93152	2/5/2018	EyeMed	1,193.48	Vision Insurance for 02/18
93153	2/5/2018	Fastech Alarms & Telecommunication	693.62	Security Supplies
93154	2/5/2018	Ferguson Waterworks	370.00	Repair Clamps
93155	2/5/2018	Fisher Scientific	2,359.40	Lab Supplies
93156	2/5/2018	Fischer, Eric	102.01	Lab Analyst Training
93157	2/5/2018	Florence Winwater Works	3,472.08	Gaskets
93158	2/5/2018	Gleason Electric Inc	283.50	Maintenance on Sump Pump
93159	2/5/2018	Gould, Lawrence	119.22	Refund Credit Balance
93160	2/5/2018	Grainger	1,139.40	Parts for Maintenance
93161	2/5/2018	Graybar Electric Co Inc	507.76	Electrical Hardware
93162	2/5/2018	Hach Company	1,313.42	Lab Supplies
93163	2/5/2018	Hall's Paving & Sealing, Inc.	4,047.29	Asphalt Restoration
93164	2/5/2018	Halcomb, Damian	1,250.00	Repair to Equipment
93165	2/5/2018	Harper Oil Products Inc	200.25	Grease
93166	2/5/2018	Harrington Industrial Plastics	763.28	Parts for Maintenance
93167	2/5/2018	Hydro Controls, Inc.	756.48	Pump Supplies
93168	2/5/2018	Ideal Supplies Inc	6,345.75	Low Strength Fill
93169	2/5/2018	Ionna, Michael	34.47	Refund Deposit
93170	2/5/2018	Jacoby, Karl	108.35	Refund Deposit
93171	2/5/2018	Kemper Inc Richard G	198.83	PVC Couplings
93172	2/5/2018	Kemira Water Solutions, Inc.	10,512.16	Ferric Sulfate
93173	2/5/2018	KOI Enterprises, Inc	379.11	Supplies for Fleet Vehicles
93174	2/5/2018	Kentucky State Treasurer	4,000.00	Lab Certifications
93175	2/5/2018	Lincoln National Life Insurance Co.	775.81	Life Insurance
93176	2/5/2018	Literature Fulfillment Services	11,078.11	Mailing of Bills & Notices
93177	2/5/2018	Lowe's	900.15	Supplies for ORPS 2
93178	2/5/2018	Lykins Oil Company	10,739.85	Diesel Fuel
93179	2/5/2018	Mailender Inc.	190.92	Facility Supplies
93180	2/5/2018	Matheson Tri-Gas, Inc.	411.76	Lab Supplies
93181	2/5/2018	Merrell, Robyn	56.06	Refund Deposit
93182	2/5/2018	Minuteman/Design Press	46.00	Business Cards
93183	2/5/2018	Moore, Sandra	126.59	Refund Deposit
93184	2/5/2018	Moster, Thomas	64.94	Refund Deposit
93185	2/5/2018	OFFICETEAM, Specialized Admin. Staffing	2,375.25	Temporary Service in Customer Service
93186	2/5/2018	Opp, Patricia	86.76	Refund Deposit

**Northern Kentucky Water District  
Operations & Maintenance  
Check Register  
July 1, 2017 through June 30, 2018**

<b>Ck#</b>	<b>Ck Date</b>	<b>Vendor</b>	<b>Ck Amount</b>	<b>Description</b>
93187	2/5/2018	Orr Safety Corporation	2,472.53	Safety Supplies
93188	2/5/2018	Otis Elevator Company	1,555.56	Elevator Maintenance
93189	2/5/2018	Owen Electric Cooperative Inc	408.92	Electric Charges
93190	2/5/2018	Colleen Medert-Petty Cash	115.00	Petty Cash
93191	2/5/2018	Phenova	785.18	Lab Supplies
93192	2/5/2018	VOID	-	Void
93193	2/5/2018	Pridestaff Financial	2,155.94	Temporary Service in HR
93194	2/5/2018	Process Pump & Seal, Inc.	200.00	Pump Parts
93195	2/5/2018	Res/Comm Security Systems Inc.	270.00	Central Station Monitoring
93196	2/5/2018	Riddle, David	51.46	Refund Deposit
93197	2/5/2018	RNK Environmental Inc	491.00	Pickup & Disposal of HAA Waste
93198	2/5/2018	Roark, Mary	87.74	Refund Deposit
93199	2/5/2018	RUMPKE	547.76	Monthly Charges
93200	2/5/2018	SafetyWear	173.46	Safety Supplies
93201	2/5/2018	Sanitation District No. 1	1,783.16	Blowoff Flushing
93202	2/5/2018	Sanitation District No. 1	2,417.39	Sewer & Storm Water Charges
93203	2/5/2018	Shannon Chemical Corporation	13,491.52	Corrosion Inhibitor
93204	2/5/2018	Shaw, Shawn	3.96	Refund Deposit
93205	2/5/2018	Sholler, Erin	125.43	Refund Deposit
93206	2/5/2018	Sigma-Aldrich Inc	289.55	Lab Supplies
93207	2/5/2018	Southern States	74.61	Seed and straw
93208	2/5/2018	Bill Speier	222.58	Mileage & License Reimbursement
93209	2/5/2018	Staples Advantage	187.10	Office Supplies
93210	2/5/2018	Sumerel Tire Co., Inc., Bob	1,572.22	Fleet Vehicle Maintenance
93211	2/5/2018	Taylor Brothers Excavating	210.40	Refund Fire Hydrant Deposit
93212	2/5/2018	VOID	-	Void
93213	2/5/2018	Towels, James	60.74	Refund Deposit
93214	2/5/2018	Univar USA Inc.	2,781.10	Sodium Hypochlorite
93215	2/5/2018	United Window Cleaning Co., Inc.	40.00	Facility Maintenance
93216	2/5/2018	USALCO	5,907.08	DelPac 2020
93217	2/5/2018	Viking Supply, Inc	4,098.60	Couplings, Repair Clamps
93218	2/5/2018	Wilder Winnelson	49.33	Tools for trucks
93219	2/5/2018	Wilson, Laverne	31.43	Refund Deposit
93220	2/7/2018	Kentucky State Treasurer	5,706.38	Employee Withholding
93221	2/12/2018	Advanced Utility Systems	700.00	Deposits
93222	2/12/2018	Arts Rental Equipment & Supply	205.20	Tools for Trucks
93223	2/12/2018	AWWA	166.00	Member Renewal
93224	2/12/2018	Batoray, Inc.	157.08	Tools for Trucks
93225	2/12/2018	Best Way Disposal	679.44	Monthly Charges
93226	2/12/2018	BL Anderson Co. Inc.	3,790.33	Spare Parts for Pumps
93227	2/12/2018	Bray Trucking Inc.	71.06	Topsoil
93228	2/12/2018	Browning, Brennan	92.08	Uniform Reimbursement
93229	2/12/2018	Cincinnati Bell	10,505.90	Telephone Service
93230	2/12/2018	City of Ft. Thomas	615.00	Street Permits
93231	2/12/2018	Colvin, Robert D	60.00	Reimburse CDL
93232	2/12/2018	Crescent Springs Hardware	846.18	Supplies for Distribution
93233	2/12/2018	Duke Energy	41,581.80	Gas & Electric for Various NKWD Locations
93234	2/12/2018	Emerson's Bakery	145.20	Employee Meeting
93235	2/12/2018	Enquirer Media	533.83	Advertisements
93236	2/12/2018	Environmental Resource Associates	294.38	Lab Supplies
93237	2/12/2018	Federal Express	44.24	Transportation Charges
93238	2/12/2018	Fifth Third Bank-Visa	2,922.43	Visa Purchases for Jan 18
93239	2/12/2018	Fisher Scientific	1,229.80	Lab Supplies
93240	2/12/2018	Florence Winwater Works	28,620.80	Fire Hydrants
93241	2/12/2018	Fortiline, Inc.	3,553.50	Lugs, Air Relief Valves
93242	2/12/2018	Hach Company	333.50	Lab Supplies
93243	2/12/2018	Ideal Supplies Inc	4,639.17	Low Strength Fill
93244	2/12/2018	Inman, Kristen	255.92	Refund Credit balance
93245	2/12/2018	Kathman, David	131.77	Refund Credit balance
93246	2/12/2018	Dave Keller	126.09	Safety Shoes
93247	2/12/2018	KEMI	4,814.96	Premium Installment
93248	2/12/2018	Kemira Water Solutions, Inc.	4,993.12	Ferric Sulfate
93249	2/12/2018	Kens Crescent Springs Service	378.00	Towing
93250	2/12/2018	KOI Enterprises, Inc	48.72	Parts for Fleet
93251	2/12/2018	KY/TN Water Professionals Conference	350.00	KY/TN Water Conference
93252	2/12/2018	Lowe's	1,279.01	Parts for Operators & Field Service
93253	2/12/2018	Mark's Garage	155.39	Maintenance to Fleet Vehicles
93254	2/12/2018	Marine Solutions Inc.	2,900.00	Intake Inspection



**Northern Kentucky Water District  
Operations & Maintenance  
Check Register  
July 1, 2017 through June 30, 2018**

<b>Ck#</b>	<b>Ck Date</b>	<b>Vendor</b>	<b>Ck Amount</b>	<b>Description</b>
93255	2/12/2018	Matheson Tri-Gas, Inc.	1,500.73	Lab Supplies
93256	2/12/2018	McKenzie, Michelle	12.21	Mileage Reimbursement
93257	2/12/2018	Microsoft	61.46	Monthly Charges
93258	2/12/2018	Minuteman/Design Press	210.00	Paper Stock
93259	2/12/2018	OFFICETEAM, Specialized Admin. Staffing	1,575.28	Temporary Service in Customer Service
93260	2/12/2018	Pension Corporation of America	4,911.42	Flex Spending for February 18
93261	2/12/2018	Phenova	1,663.95	Lab Supplies
93262	2/12/2018	Pirtek Reading Road	740.64	Maintenance to Fleet Vehicles
93263	2/12/2018	Plant Trolley, Inc., The	177.12	Monthly Charges
93264	2/12/2018	VOID	-	Void
93265	2/12/2018	Pridestaff Financial	1,343.00	Temporary Service in H/R
93266	2/12/2018	Process Pump & Seal, Inc.	2,013.15	Pump Seals
93267	2/12/2018	Prowellness Chiropractic	197.19	Refund Credit balance
93268	2/12/2018	Restek Corporation	280.45	Lab Supplies
93269	2/12/2018	Richie Trucking	1,625.00	Monthly Dumping Fee
93270	2/12/2018	R & M Welding Products Inc	370.07	Welding Supplies
93271	2/12/2018	RUMPKE	10.00	Monthly Charges
93272	2/12/2018	VOID	-	Void
93273	2/12/2018	Sanitation District No. 1	54.43	Sewer & Stormwater Charges
93274	2/12/2018	Specialized Plumbing Parts Supply	39.00	Plumbing Supplies
93275	2/12/2018	Sumerel Tire Co., Inc., Bob	19.81	Maintenance to Fleet Vehicles
93276	2/12/2018	Thompson Company, The Henry P.	3,504.90	Hose Pump Connectors
93277	2/12/2018	Time Warner Cable	248.11	Monthly Charges
93278	2/12/2018	Travelers	5,000.00	Deductible Invoice
93279	2/12/2018	TrinSoft, LLC	345.00	Service Call
93280	2/12/2018	Ultra Scientific Analytical Solutions	358.24	Lab Supplies
93281	2/12/2018	Univar USA Inc.	2,778.63	Sodium Hypochlorite
93282	2/12/2018	United Healthcare Insurance	5.70	Assessment
93283	2/12/2018	USA Bluebook	359.71	Operator Supplies
93284	2/12/2018	USALCO	5,959.00	DelPac 2020
93285	2/12/2018	Verizon Wireless	7,720.76	Monthly Charges
93286	2/12/2018	Verizon Wireless	11,869.00	GPS Units
93287	2/12/2018	Vertical Systems Elevator	369.63	Monthly Charges
93288	2/12/2018	Viking Supply, Inc	3,435.65	Adapters, Repair Clamps
93289	2/12/2018	Vivial	630.80	Monthly Charges
93290	2/12/2018	Wagner, Pauldon E	750.00	Refund New Service
93291	2/12/2018	Waste Resource Management Inc.	2,324.80	Sludge Removal
93292	2/12/2018	Wessel Lawncare & Landscaping	2,815.00	Snow Removal
93293	2/12/2018	Wex Bank	19,606.55	January Gas Purchases
93294	2/12/2018	Wylar, Jeff	273.58	Parts for Fleet Vehicles
93295	2/12/2018	Fisher Scientific	708.37	Lab Supplies
93296	2/12/2018	Wesco Receivables Corp	521.11	Parts for Maintenance
93297	2/12/2018	Kentucky State Treasurer	5,728.38	Employee Withholding
93298	2/13/2018	VOID	-	Void
93299	2/13/2018	Bud's J & M Service	562.07	Maintenance to Fleet Vehicles
93300	2/13/2018	Drinouache, Michael	150.83	Damages
93301	2/13/2018	Prudential	859.82	Life Insurance
93302	2/13/2018	Sanitation District No. 1	37.00	Tappers License
93303	2/13/2018	Travelers	121,608.00	First Qtr 2018 Premium
93304	2/14/2018	A Catered Affair	1,238.50	Employee Meeting
93305	2/19/2018	Kentucky State Treasurer	5,776.88	Employee Withholding
93306	2/19/2018	A & A Safety, Inc	150.00	Repair to Equipment
93307	2/19/2018	ACE Exterminating Co. / Dawn	458.10	Sentricon Renewal
93308	2/19/2018	Around the Clock Answering Service	2,142.50	Answering Service
93309	2/19/2018	Arts Rental Equipment & Supply	6,173.81	Street Plates, Dump Truck Rental
93310	2/19/2018	AWWA	249.00	Member Renewal
93311	2/19/2018	Black Box Corp of Pennsylvania	162.80	Security Supplies
93312	2/19/2018	Blue Chip Express & Courier Service	190.00	BB&T Courier
93313	2/19/2018	Boone-Kenton Lumber Supply Co.	431.40	Lumber
93314	2/19/2018	Bray Trucking Inc.	14,609.67	Aggregate
93315	2/19/2018	Bray Truck & Parts	2,915.85	Maintenance on Fleet Vehicles
93316	2/19/2018	Buckeye Power Sales Co., Inc	788.00	Service Call
93317	2/19/2018	CDW Government Inc.	5,478.54	Annual Maintenance
93318	2/19/2018	Cincinnati Bell	883.52	Telephone Service
93319	2/19/2018	Clear Edge Filtration	2,049.42	Belts for Sludge Press
93320	2/19/2018	Consolidated Pipe & Supply Co Inc.	375.75	Hex Bushings
93321	2/19/2018	Cope, Nicholas	107.98	Refund Credit Balance
93322	2/19/2018	Cornerstone Controls, Inc.	456.86	Pump Repair Kits

**Northern Kentucky Water District  
Operations & Maintenance  
Check Register  
July 1, 2017 through June 30, 2018**

<b>Ck#</b>	<b>Ck Date</b>	<b>Vendor</b>	<b>Ck Amount</b>	<b>Description</b>
93323	2/19/2018	Core & Main	3,510.50	Corporation Stops
93324	2/19/2018	Crane 1 Services, Inc.	722.50	Service Call for Crane
93325	2/19/2018	Crescent Springs Hardware	386.66	Tools for Trucks
93326	2/19/2018	DeZurik, Inc.	690.00	Pump Parts
93327	2/19/2018	Dons Garage Inc	3,384.29	Maintenance on Fleet Vehicles
93328	2/19/2018	Duke Energy	99,747.63	Gas & Electric for Various NKWD Locations
93329	2/19/2018	Dupont Inc	140.50	Service call for Damages
93330	2/19/2018	Emery, Thelma	80.66	Damages
93331	2/19/2018	Employers Resource Association	3,000.00	Benefit Survey
93332	2/19/2018	Environmental Laboratories, Inc.	42.00	Lab Supplies
93333	2/19/2018	Equipment Depot	56.75	Maintenance on Equipment
93334	2/19/2018	Fastenal Company	436.67	Assorted Hardware
93335	2/19/2018	Ferguson Waterworks	783.00	Waterous Stem Couplers
93336	2/19/2018	Fisher Scientific	2,506.00	Lab Supplies
93337	2/19/2018	Flaig Welding Co Inc	165.00	Welding Services
93338	2/19/2018	Florence Winwater Works	902.35	PVC, Repair Clamps
93339	2/19/2018	Fortiline, Inc.	318.00	Curb Stop Wrenches
93340	2/19/2018	Gemmer & Sons, Inc.	2,991.00	Frozen Meter Service
93341	2/19/2018	Grainger	845.38	Parts for Maintenance
93342	2/19/2018	Greater Comfort Heating & Air	891.82	Service Call
93343	2/19/2018	Hach Company	288.00	Lab Supplies
93344	2/19/2018	Hall's Paving & Sealing, Inc.	16,003.75	Asphalt Restoration due to Maintenance of Mains
93345	2/19/2018	HDR Engineering, Inc.	679.00	Tank Painting
93346	2/19/2018	Hillyard Kentucky	35.42	Janitorial Supplies
93347	2/19/2018	Human Resource Profile Inc	100.00	Background check
93348	2/19/2018	Ideal Supplies Inc	6,558.05	Low Strength Fill
93349	2/19/2018	Jacks Glass Inc	232.30	Service to Fleet Vehicle
93350	2/19/2018	Johnson Electric Supply Co., The	111.88	Electrical Supplies
93351	2/19/2018	Jolly Plumbing	227.50	Service Call from Damages
93352	2/19/2018	Kemira Water Solutions, Inc.	4,967.15	Ferric Sulfate
93353	2/19/2018	Kens Crescent Springs Service	175.00	Towing Charge
93354	2/19/2018	KOI Enterprises, Inc	406.89	Parts for Fleet Vehicles
93355	2/19/2018	Kentucky FluidAir	65.82	Lab Supplies
93356	2/19/2018	KPHRA	150.00	Membership Renewal
93357	2/19/2018	KWWOA	40.00	Membership
93358	2/19/2018	Lawn Systems, Inc.	5,999.00	Monthly Charges
93359	2/19/2018	Lowe's	274.70	Parts for Maintenance
93360	2/19/2018	Lykins Oil Company	3,146.27	Diesel Fuel
93361	2/19/2018	Marine Solutions Inc.	7,950.00	Intake Cleaning
93362	2/19/2018	Midwest Bottle Gas Dist. Inc	631.96	Propane
93363	2/19/2018	OFFICETEAM, Specialized Admin. Staffing	1,585.25	Temporary Service in Customer Service
93364	2/19/2018	Ohio Valley Gasket	1,001.23	Gaskets
93365	2/19/2018	OpenDNS Inc.	7,623.00	Annual Maintenance
93366	2/19/2018	Open Text Inc.	1,830.00	Annual Maintenance
93367	2/19/2018	O'Reilly Auto Parts	13.68	Parts for Fleet Vehicles
93368	2/19/2018	Ovivo USA, LLC	640.00	Sludge Press Repairs
93369	2/19/2018	Owen Electric Cooperative Inc	13,174.03	Electrical charges
93370	2/19/2018	Pollard Water	111.18	Headset
93371	2/19/2018	Pridestaff Financial	1,147.50	Temporary Service in H/R
93372	2/19/2018	Provident Life & Accident Ins.	577.75	Disability Insurance
93373	2/19/2018	Pump Pro's	408.50	Parts for Pumping
93374	2/19/2018	Randy's Rugged Wear	1,592.96	Safety Shoes
93375	2/19/2018	Red Wing Shoes	127.49	Safety Shoes
93376	2/19/2018	R & M Welding Products Inc	330.93	Welding Supplies
93377	2/19/2018	RUMPKE	75.57	Monthly Charges
93378	2/19/2018	Sanitation District No. 1	5,243.06	Service Call from Damages
93379	2/19/2018	Sanitation District No. 1	4,071.35	Sewer & Storm Water Charges
93380	2/19/2018	Jeff Schuchter	151.84	Mileage Reimbursement
93381	2/19/2018	Security Fence Group, Inc.	340.00	Gate Repair
93382	2/19/2018	Sheriff Mike Janson	280.00	911 Fee
93383	2/19/2018	Southeastern Equipment Co Inc	1,250.39	Maintenance for Fleet Vehicles
93384	2/19/2018	Specialized Plumbing Parts Supply	4.47	Plumbing Supplies
93385	2/19/2018	Staples Advantage	504.20	Office Supplies
93386	2/19/2018	St. Elizabeth Business Health	1,060.00	Clinical Services
93387	2/19/2018	Sumerel Tire Co., Inc., Bob	147.99	Maintenance for Fleet Vehicles
93388	2/19/2018	Thompson Pipe Group	12,547.86	Adaptors
93389	2/19/2018	Trophy Awards Mfg., Inc.	111.50	Office Supplies
93390	2/19/2018	Ultra Scientific Analytical Solutions	18.90	Lab Supplies

**Northern Kentucky Water District  
Operations & Maintenance  
Check Register  
July 1, 2017 through June 30, 2018**

<b>Ck#</b>	<b>Ck Date</b>	<b>Vendor</b>	<b>Ck Amount</b>	<b>Description</b>
93391	2/19/2018	Univar USA Inc.	2,792.83	Sodium Hypochlorite
93392	2/19/2018	United Healthcare Insurance	264,865.94	Health Insurance
93393	2/19/2018	USALCO	5,949.56	DelPac 2020
93394	2/19/2018	US Bank Equipment Finance	1,737.18	Lease on Copiers
93395	2/19/2018	Verizon Wireless	150.10	Monthly Charges
93396	2/19/2018	VonLehman & Company Inc.	2,640.00	2017 Audit
93397	2/19/2018	Wessel Lawncare & Landscaping	2,395.00	Snow Removal
93398	2/19/2018	Wiseway Supply	93,900.00	Copper
93399	2/19/2018	Xylem	831.51	Lab Supplies
93400	2/21/2018	Pirtek Reading Road	1,565.15	Pump Parts
93401	2/22/2018	VOID	-	Void
93402	2/22/2018	Becknell-Coghill Inc	110,140.00	New Services
93403	2/26/2018	A & A Safety, Inc	6,250.00	Reflective Cones
93404	2/26/2018	Appalachian States Analytical, LLC	927.00	Lab Supplies
93405	2/26/2018	Aqua Metrology Systems Ltd.	17,950.00	Annual Maintenance
93406	2/26/2018	Arts Rental Equipment & Supply	1,056.77	Forklift Rental, Tools for Trucks
93407	2/26/2018	AWWA	1,063.00	AWWA Conference, Member Renewal
93408	2/26/2018	Blackburn Manufacturing Company	2,332.80	Marking Paint
93409	2/26/2018	Bray Truck & Parts	370.04	Generator Repairs
93410	2/26/2018	Buckeye Power Sales Co., Inc	426.20	Service Call
93411	2/26/2018	Bud's J & M Service	851.11	Fleet Vehicle Maintenance
93412	2/26/2018	CBT Company	48.56	Parts for Maintenance
93413	2/26/2018	CDW Government Inc.	1,092.16	Computer Supplies
93414	2/26/2018	Cincinnati Bell	3,141.00	Telephone Service
93415	2/26/2018	Cintas #315	2,989.92	Facility Supplies
93416	2/26/2018	Consolidated Pipe & Supply Co Inc.	1,038.85	Washers, O Rings
93417	2/26/2018	Cornerstone Controls, Inc.	610.12	Parts for Pumping
93418	2/26/2018	Crescent Springs Hardware	221.60	Yellow Paint
93419	2/26/2018	Dons Garage Inc	449.18	Fleet Vehicle Maintenance
93420	2/26/2018	Duke Energy	38,182.74	Gas & Electric Charges
93421	2/26/2018	E-ISG Asset Intelligence LLC	3,389.00	Annual Maintenance
93422	2/26/2018	Environmental Resource Associates	200.33	Lab Supplies
93423	2/26/2018	Fastenal Company	70.14	Assorted Hardware
93424	2/26/2018	Fastech Alarms &	389.39	Service Call
93425	2/26/2018	Ferguson Waterworks	438.45	Repair Clamps
93426	2/26/2018	Flaig Welding Co Inc	870.00	Valve Keys
93427	2/26/2018	Fortiline, Inc.	2,835.69	Pressure Regulators
93428	2/26/2018	Fouser Environmental Services	310.00	Lab Test
93429	2/26/2018	Grainger	186.11	Parts for Maintenance
93430	2/26/2018	Graybar Electric Co Inc	1,000.24	Parts for Security
93431	2/26/2018	Greater Comfort Heating & Air	5,669.95	HVAC Preventative Maintenance
93432	2/26/2018	Harper Oil Products Inc	95.00	Maintenance Supplies
93433	2/26/2018	Harrington Industrial Plastics	216.80	PVC Pipes for Stock
93434	2/26/2018	Hillyard Kentucky	809.38	Janitorial Supplies
93435	2/26/2018	Ideal Supplies Inc	4,182.00	Low Strength Fill
93436	2/26/2018	ITsavvy LLC	1,393.28	Headsets
93437	2/26/2018	Kemira Water Solutions, Inc.	4,928.19	Ferric Sulfate
93438	2/26/2018	KOI Enterprises, Inc	64.02	Parts for Fleet Vehicles
93439	2/26/2018	Lowe's	365.82	Parts for Maintenance
93440	2/26/2018	Mailender Inc.	87.42	Kitchen & Janitorial Supplies
93441	2/26/2018	Marston Technical Service Inc.	1,968.60	Service call
93442	2/26/2018	Millipore Corporation	1,275.42	Service Call
93443	2/26/2018	Minuteman/Design Press	762.00	Paper Stock
93444	2/26/2018	Mobilcomm Inc.	963.00	Scada Radio Antenna Rental
93445	2/26/2018	Northern Kentucky Machine	500.00	Motor Parts
93446	2/26/2018	OFFICETEAM, Specialized Admin. Staffing	1,261.24	Temporary Service in Customer Service
93447	2/26/2018	Ovivo USA, LLC	465.59	Parts for Maintenance
93448	2/26/2018	Owen Electric Cooperative Inc	843.77	Electric Charges
93449	2/26/2018	Pilot Lumber	5.49	Concrete
93450	2/26/2018	Safeguard Business Systems	48.49	Deposit Tickets
93451	2/26/2018	Sanitation District No. 1	31.75	Sewer & Storm Water Charges
93452	2/26/2018	Jeff Schuchter	93.14	Reimburse Travel
93453	2/26/2018	Southern States	37.97	Seed and Straw
93454	2/26/2018	Sumerel Tire Co., Inc., Bob	892.96	Fleet Vehicle Maintenance
93455	2/26/2018	Time Warner Cable	110.00	Monthly Charges
93456	2/26/2018	Trane U.S., Inc.	632.00	Service Call
93457	2/26/2018	Univar USA Inc.	2,774.93	Sodium Hypochlorite
93458	2/26/2018	United Window Cleaning Co., Inc.	40.00	Facility Maintenance

**Northern Kentucky Water District  
Operations & Maintenance  
Check Register  
July 1, 2017 through June 30, 2018**

<b>Ck#</b>	<b>Ck Date</b>	<b>Vendor</b>	<b>Ck Amount</b>	<b>Description</b>
93459	2/26/2018	Victory Janitorial Service, Inc.	1,400.00	Facility Maintenance
93460	2/26/2018	Viking Supply, Inc	5,505.50	Gaskets, Butterfly Valves
93461	2/26/2018	Wessel Lawncare & Landscaping	945.00	Snow Removal
93462	2/26/2018	Wildman Corporate Apparel	425.72	Uniforms
93463	2/26/2018	Kentucky State Treasurer	5,776.88	Employee Withholding
93464	2/27/2018	Safe Ship NKY	615.17	Shipping Service
93465	3/5/2018	Abco Safety	698.80	Safety Supplies
93466	3/5/2018	ACE Exterminating Co. / Dawn	415.35	Annual Service
93467	3/5/2018	Ace-Tex Enterprises, Inc.	394.45	Shop Supplies
93468	3/5/2018	Around the Clock Answering Service	733.00	Answering Service
93469	3/5/2018	Arts Rental Equipment & Supply	6,199.25	Track Loader Rental, Excavator Rental
93470	3/5/2018	A & S Electric Supply, Inc.	267.12	Electrical Supplies
93471	3/5/2018	Ashley, John	85.53	Refund Deposit
93472	3/5/2018	Badger Meter, Inc	78.00	Monthly Service
93473	3/5/2018	Battery Neighbor LLC	471.60	Batteries
93474	3/5/2018	Bauman, Robert	1,100.00	Refund New Service
93475	3/5/2018	Belser, Tonya	126.96	Refund Deposit
93476	3/5/2018	George E. Booth, Inc.	67.60	Parts for Maintenance
93477	3/5/2018	CA Advance	15.44	Refund Fire Hydrant Deposit
93478	3/5/2018	Cains Customs Inc.	500.00	Tank Inspection
93479	3/5/2018	CBTS	196.40	Phone Supplies
93480	3/5/2018	CDW Government Inc.	170.56	Computer Supplies
93481	3/5/2018	Cincinnati Bell	2,210.83	Telephone Service
93482	3/5/2018	Cincinnati Bell	655.21	Facility Access Service
93483	3/5/2018	Cincinnati Bell Any Distance	115.84	Long Distance
93484	3/5/2018	Cincinnati State College	598.00	OSHA Training
93485	3/5/2018	Consolidated Pipe & Supply Co Inc.	434.07	Socket Clamps
93486	3/5/2018	Core & Main	549.90	Meter Adapters
93487	3/5/2018	Coyle, Ron	114.31	Refund Deposit
93488	3/5/2018	Crescent Springs Hardware	136.55	Tools for Truck
93489	3/5/2018	Daniels, Amy	36.48	Refund Deposit
93490	3/5/2018	Denton, Lucinda	19.73	Refund Deposit
93491	3/5/2018	DeZurik, Inc.	912.00	Maintenance Supplies
93492	3/5/2018	Dons Garage Inc	2,522.44	Maintenance on Fleet Vehicles
93493	3/5/2018	Dove Data Products, Inc.	960.00	Toner
93494	3/5/2018	Duke Energy	25,988.80	Gas & Electric for Various NKWD Locations
93495	3/5/2018	E & H Integrated Systems	68.50	Service Call
93496	3/5/2018	Enquirer Media	2,376.46	Advertisement
93497	3/5/2018	EyeMed	1,210.62	Vision Insurance
93498	3/5/2018	Fastenal Company	3,181.09	Assorted Hardware
93499	3/5/2018	Fastech Alarms & Telecommunication	2,835.05	Alarm Service Call
93500	3/5/2018	Federal Express	93.65	Transportation Charges
93501	3/5/2018	Field, Charlotte	266.23	Refund Credit Balance
93502	3/5/2018	Fisher, Jerry	61.19	Refund Deposit
93503	3/5/2018	Flaig Welding Co Inc	25.00	Part for Fleet Vehicle
93504	3/5/2018	Florence Winwater Works	5,838.37	Pressure Regulators
93505	3/5/2018	Fricke, Cody	33.07	Refund Deposit
93506	3/5/2018	Graybar Electric Co Inc	727.60	Parts for Security
93507	3/5/2018	Greater Comfort Heating & Air	877.82	Service call
93508	3/5/2018	Hach Company	974.56	Operator Supplies
93509	3/5/2018	Hall's Paving & Sealing, Inc.	11,824.60	Asphalt Restoration due to Maintenance of Mains
93510	3/5/2018	Hampton, David	131.77	Refund Credit Balance
93511	3/5/2018	VOID	-	Void
93512	3/5/2018	Hodges, Nathan	2,790.00	Tuition Reimbursement
93513	3/5/2018	Human Resource Profile Inc	150.00	Background Checks
93514	3/5/2018	Humana Dental Ins. Co.	1,058.40	Dental Insurance 03/18
93515	3/5/2018	Ideal Supplies Inc	290.00	Backfill for Holes from Main B
93516	3/5/2018	Idealstor	656.00	Annual maintenance
93517	3/5/2018	Jacks Glass Inc	210.43	Fleet Vehicle Maintenance
93518	3/5/2018	Jack Doheny Companies, Inc.	2,440.55	Service on Equipment
93519	3/5/2018	Johnson Electric Supply Co., The	365.59	Electric Charges
93520	3/5/2018	Jolly Plumbing	225.00	Service Call
93521	3/5/2018	Kemper Inc Richard G	12.35	Parts for Maintenance
93522	3/5/2018	Kemira Water Solutions, Inc.	9,995.97	Ferric Sulfate
93523	3/5/2018	KOI Enterprises, Inc	462.88	Parts for Fleet Vehicles
93524	3/5/2018	Kentucky Chamber of Commerce	135.95	Federal Postings for Facility
93525	3/5/2018	K E Rose Company	732.70	Parts for Fleet Vehicles
93526	3/5/2018	KWVOA	1,080.00	Member Renewal

**Northern Kentucky Water District  
Operations & Maintenance  
Check Register  
July 1, 2017 through June 30, 2018**

<b>Ck#</b>	<b>Ck Date</b>	<b>Vendor</b>	<b>Ck Amount</b>	<b>Description</b>
93527	3/5/2018	LabtronX, Inc	637.13	Lab supplies
93528	3/5/2018	Leighton, Shawn	15.07	Refund Deposit
93529	3/5/2018	Lincoln National Life Insurance Co.	6,752.70	Life insurance
93530	3/5/2018	Lowe's	1,628.31	Supplies for Tank Cleaning & Maintenance
93531	3/5/2018	Lukacevic, Cynthia	126.68	Refund Deposit
93532	3/5/2018	Lykins Oil Company	4,735.20	Diesel Fuel
93533	3/5/2018	Lynn, Jamie	40.38	Refund Deposit
93534	3/5/2018	Matheson Tri-Gas, Inc.	1,149.00	Lab Supplies
93535	3/5/2018	Merman, Eric	126.22	Refund Deposit
93536	3/5/2018	Midwest Bottle Gas Dist. Inc	1,068.23	Propane
93537	3/5/2018	OFFICETEAM, Specialized Admin. Staffing	798.00	Temporary Service in Customer Service
93538	3/5/2018	Ohio Valley Gasket	43.33	Gaskets
93539	3/5/2018	VOID	-	Void
93540	3/5/2018	O'Reilly Auto Parts	16.35	Parts for Fleet Vehicles
93541	3/5/2018	Orr Safety Corporation	3,399.33	Safety Supplies
93542	3/5/2018	Owen Electric Cooperative Inc	382.51	Electric Charges
93543	3/5/2018	Pacific Interpreters	24.65	Interpreter Service
93544	3/5/2018	Colleen Medert-Petty Cash	71.68	Petty Cash
93545	3/5/2018	Planning & Development Service of Kenton County	3,851.66	Link GIS
93546	3/5/2018	Powell, Kimberly	77.98	Refund Deposit
93547	3/5/2018	Pridestaff Financial	2,368.78	Temporary Service in HR
93548	3/5/2018	Randy's Rugged Wear	2,469.35	Safety Shoes
93549	3/5/2018	Red Wing Shoes	127.49	Safety Shoes
93550	3/5/2018	Richie Trucking	1,625.00	Monthly Dumping Fee
93551	3/5/2018	R & M Welding Products Inc	76.98	Welding Supplies
93552	3/5/2018	RUMPKKE	120.00	Monthly Charges
93553	3/5/2018	Safety Shoe Distributors	130.99	Safety Shoes
93554	3/5/2018	Sanitation District No. 1	2,610.14	Blowoff Flushing
93555	3/5/2018	Sanitation District No. 1	15.62	Sewer & Stormwater Charges
93556	3/5/2018	Jeff Schuchter	129.21	Leadership Program
93557	3/5/2018	Seal Analytical, Inc.	665.00	Lab Supplies
93558	3/5/2018	Simpson, Lori	51.36	Reimburse Uniforms
93559	3/5/2018	Southern States	19.55	Seed and Straw
93560	3/5/2018	Specialized Plumbing Parts Supply	9.90	Plumbing Supplies
93561	3/5/2018	Spencer, Dustin	51.85	Refund Deposit
93562	3/5/2018	Spring Grove Sheet Metal	3,106.00	Fabrication Service
93563	3/5/2018	Staples Advantage	140.88	Office Supplies
93564	3/5/2018	Staley, Gerald	587.37	Refund Credit Balance
93565	3/5/2018	Sumerel Tire Co., Inc., Bob	98.97	Fleet Vehicle Maintenance
93566	3/5/2018	Time Warner Cable	248.26	Monthly Charges
93567	3/5/2018	TrinSoft, LLC	1,147.50	Service Call
93568	3/5/2018	Truck and Trailer Supply	18.96	Parts for Fleet Vehicles
93569	3/5/2018	Univar USA Inc.	5,386.22	Sodium Hypochlorite
93570	3/5/2018	United Healthcare Insurance	5.90	Monthly Assessment
93571	3/5/2018	USA Bluebook	561.06	Parts for Operators
93572	3/5/2018	USALCO	5,713.56	DelPac 2020
93573	3/5/2018	Victory Janitorial Service, Inc.	555.00	Facility Maintenance
93574	3/5/2018	Viking Supply, Inc	2,533.50	Repair Clamps, Butterfly Valves
93575	3/5/2018	Werner, Jennifer	88.89	Refund Deposit
93576	3/5/2018	Wex Bank	13,056.80	Gas Purchases for February
93577	3/5/2018	Wilder Winnelson	226.31	Parts for Maintenance
93578	3/5/2018	Wildman Corporate Apparel	724.77	Uniforms
93579	3/5/2018	Xylem	3.68	Refund Fire Hydrant Deposit
93580	3/6/2018	Kentucky State Treasurer	5,795.38	Employee Withholding
93581	3/12/2018	AccuStandard, Inc.	944.53	Lab Supplies
93582	3/12/2018	American Red Cross	27.00	Training
93583	3/12/2018	Arc Document Solutions, LLC	97.64	Plotter Paper
93584	3/12/2018	Arts Rental Equipment & Supply	2,257.75	Excavator Rental, Street Plates
93585	3/12/2018	Badger Meter, Inc	78.00	Monthly Service Charge
93586	3/12/2018	BestOne, Tire & Service of Mid America, Inc.	238.89	Fleet Vehicle Maintenance
93587	3/12/2018	Best Way Disposal	733.24	Monthly Charges
93588	3/12/2018	BL Anderson Co. Inc.	788.16	Parts for Maintenance
93589	3/12/2018	Boone-Kenton Lumber Supply Co.	53.00	Lumber
93590	3/12/2018	Bray Trucking Inc.	4,635.47	Aggregate Materials
93591	3/12/2018	Bray Truck & Parts	2,678.26	Fleet Vehicle Maintenance
93592	3/12/2018	Butler Lawn Care & Landscaping	300.00	Tree Removal
93593	3/12/2018	Cincinnati Bell	1,671.53	Telephone Service
93594	3/12/2018	Complete Recovery Services, Inc.	69.86	Payment Recovery

**Northern Kentucky Water District  
Operations & Maintenance  
Check Register  
July 1, 2017 through June 30, 2018**

<b>Ck#</b>	<b>Ck Date</b>	<b>Vendor</b>	<b>Ck Amount</b>	<b>Description</b>
93595	3/12/2018	Crescent Springs Hardware	434.81	Supplies for Meter Shop
93596	3/12/2018	Duke Energy	63,810.79	Gas & electric charges
93597	3/12/2018	Electric Motor Technologies LLC	12,812.00	Recondition Motor for US 27
93598	3/12/2018	Environmental Laboratories, Inc.	75.00	Lab Supplies
93599	3/12/2018	Fisher Scientific	719.56	Lab Supplies
93600	3/12/2018	Grainger	376.00	Supplies for FTTP Press
93601	3/12/2018	Greko Supply Company	309.50	Janitorial Supplies
93602	3/12/2018	Hach Company	1,149.71	Reagent Set
93603	3/12/2018	Hall's Paving & Sealing, Inc.	3,024.99	Asphalt Restoration due to Maintenance of Mains
93604	3/12/2018	Harrington Industrial Plastics	319.07	Assorted Hardware
93605	3/12/2018	HMB Inc.	7,387.00	Annual Service
93606	3/12/2018	Ideal Supplies Inc	5,444.00	Low Strength Fill
93607	3/12/2018	Jacks Glass Inc	265.20	Fleet Vehicle Maintenance
93608	3/12/2018	Janell Inc.	84.50	Supplies for Concrete Restoration
93609	3/12/2018	Johnson Electric Supply Co., The	145.69	Electric Supplies
93610	3/12/2018	Jolly Plumbing	569.63	Service Call - FTTP
93611	3/12/2018	Kemper Inc Richard G	97.50	Parts for Maintenance
93612	3/12/2018	KEMI	4,814.96	Disability Insurance
93613	3/12/2018	Kemira Water Solutions, Inc.	4,811.31	Ferric Sulfate, Removes dirt
93614	3/12/2018	KOI Enterprises, Inc	162.57	Parts for Fleet Vehicles
93615	3/12/2018	Kiger, Michael	3.81	Refund Credit Balance
93616	3/12/2018	Literature Fulfillment Services	15,755.42	Mailing of Bills/Notices
93617	3/12/2018	Loth-The Office Experts	453.33	Service Call
93618	3/12/2018	Lowe's	238.08	Parts for Maintenance
93619	3/12/2018	Lykins Oil Company	12,546.65	Diesel Fuel
93620	3/12/2018	Mailender Inc.	335.35	Kitchen & Janitorial Supplies
93621	3/12/2018	Marston Technical Service Inc.	13.83	Lab Supplies
93622	3/12/2018	Mark's Garage	972.79	Fleet Vehicle Maintenance
93623	3/12/2018	Matheson Tri-Gas, Inc.	1,149.79	Lab Supplies
93624	3/12/2018	Northern KY Bar Association	185.00	Annual Dues
93625	3/12/2018	O'Reilly Auto Parts	19.09	Parts for Fleet Vehicles
93626	3/12/2018	Pension Corporation of America	6,021.90	Flex Spend
93627	3/12/2018	Plant Trolley, Inc., The	177.12	Monthly Charges
93628	3/12/2018	Pridestaff Financial	1,411.00	Temporary Service in H/R
93629	3/12/2018	Pump Pro's	3,873.36	Controller for Ferric Pump
93630	3/12/2018	Restek Corporation	1,224.70	Lab Supplies
93631	3/12/2018	R & M Welding Products Inc	265.79	Welding Supplies
93632	3/12/2018	RNK Environmental Inc	292.00	Pickup & Disposal of HAA Waste
93633	3/12/2018	RUMPKE	84.89	Monthly Charges
93634	3/12/2018	Sanitation District No. 1	340.22	Sewer & Storm Water Charges
93635	3/12/2018	Staples Advantage	209.66	Office Supplies
93636	3/12/2018	Sumerel Tire Co., Inc., Bob	1,545.69	Fleet Vehicle Maintenance
93637	3/12/2018	Tate Builders Supply, LLC	362.00	Restoration Supplies from Main Breaks
93638	3/12/2018	Travelers	940.10	Damages
93639	3/12/2018	Trane U.S., Inc.	2,808.00	Service call
93640	3/12/2018	TrinSoft, LLC	170.00	Service Call
93641	3/12/2018	Univar USA Inc.	10,265.69	Sodium Hypo
93642	3/12/2018	USA Bluebook	417.45	Parts for Customer Service
93643	3/12/2018	USALCO	5,862.24	DelPac 2020
93644	3/12/2018	Vivial	630.80	Monthly Charges
93645	3/12/2018	Waste Resource Management Inc.	2,492.80	Sludge Removal
93646	3/12/2018	Wildman Corporate Apparel	666.48	Uniforms
93647	3/12/2018	Kentucky State Treasurer	5,755.35	Employee Withholding
93648	3/13/2018	Fifth Third Bank-Visa	7,400.63	Visa Purchases
93649	3/13/2018	Garrard, John	126.99	Mileage Reimbursement
93650	3/16/2018	Action Sewer Service	500.00	Plumbing Services at CF
93651	3/16/2018	A & S Electric Supply, Inc.	116.45	Electrical Supplies
93652	3/16/2018	AWWA	211.00	Dues for J. Moor
93653	3/16/2018	Barzee, Edward	680.16	Refund Credit
93654	3/16/2018	Be Creative Catering	1,583.50	Water Utility Training
93655	3/16/2018	VOID	-	Void
93656	3/16/2018	Bray Truck & Parts	2,046.52	Fleet Vehicle Maintenance
93657	3/16/2018	Brighton Truck Service	475.29	Fleet Vehicle Maintenance
93658	3/16/2018	Butler Lawn Care & Landscaping	300.00	Tree Removal at CF
93659	3/16/2018	CDW Government Inc.	944.73	Computer Supplies
93660	3/16/2018	Cincinnati Bell	10,128.14	Telephone Service
93661	3/16/2018	Cintas #315	2,157.95	Facility Supplies
93662	3/16/2018	Climaxx Motorsports	629.49	Fleet Vehicle Maintenance

**Northern Kentucky Water District  
Operations & Maintenance  
Check Register  
July 1, 2017 through June 30, 2018**

<b>Ck#</b>	<b>Ck Date</b>	<b>Vendor</b>	<b>Ck Amount</b>	<b>Description</b>
93663	3/16/2018	Core & Main	16,794.32	Meter Setters, Service Saddles
93664	3/16/2018	Crescent Springs Hardware	53.95	Tools for Trucks
93665	3/16/2018	Data Strategy	80.75	Computer Supplies
93666	3/16/2018	Dons Garage Inc	760.72	Fleet Vehicle Maintenance
93667	3/16/2018	Duke Energy	38,061.29	Gas & Electric for Various NKWD Locations
93668	3/16/2018	Enquirer Media	3,424.31	Advertisements
93669	3/16/2018	Fisher Scientific	289.09	Lab Supplies
93670	3/16/2018	Flaig Welding Co Inc	145.26	Welding Services for ORPS 1
93671	3/16/2018	Florence Winwater Works	31,147.08	Fire Hydrants, Meter Box Extensions
93672	3/16/2018	Fortiline, Inc.	1,627.50	Meter Couplings
93673	3/16/2018	Garrard, John	36.00	Conference Reimbursement
93674	3/16/2018	The Geiler Company	5,184.97	Backflow Testing
93675	3/16/2018	Genter, Devin	65.70	Uniform Reimbursement
93676	3/16/2018	Grainger	488.23	Supplies for TMTP
93677	3/16/2018	Hillyard Kentucky	68.70	Facility Supplies
93678	3/16/2018	Ideal Supplies Inc	3,449.00	Low Strength Fill
93679	3/16/2018	JD Power Systems	182.38	Supplies for Pumping
93680	3/16/2018	Kemira Water Solutions, Inc.	5,145.70	Ferric Sulfate
93681	3/16/2018	KOI Enterprises, Inc	186.00	Fleet Vehicle Supplies
93682	3/16/2018	Lowe's	818.88	Supplies for Instrumentation & Pumping
93683	3/16/2018	Lykins Oil Company	624.96	Diesel Fuel
93684	3/16/2018	Microsoft	174.64	Monthly Charges
93685	3/16/2018	Minuteman/Design Press	325.00	Letterhead
93686	3/16/2018	Mobilcomm Inc.	963.00	Scada Radio Antenna Rental
93687	3/16/2018	NetGain Technologies	100.00	Service Call
93688	3/16/2018	Next Gen Cabling, Inc.	639.37	Service Call
93689	3/16/2018	OFFICETEAM, Specialized Admin. Staffing	798.00	Temporary Service in Customer Service
93690	3/16/2018	Otto Printing Co	265.00	No Parking Signs
93691	3/16/2018	Owen Electric Cooperative Inc	12,410.15	Richardson Rd & Banklick Electric Charges
93692	3/16/2018	Pitney Bowes Inc.	765.12	Monthly Lease
93693	3/16/2018	Pollard Water	2,309.07	Pulling Grips
93694	3/16/2018	Project Resources Group, Inc.	2,921.72	Damages
93695	3/16/2018	Randy's Rugged Wear	1,847.96	Safety Shoes
93696	3/16/2018	RUMPKE	10.00	Monthly Charges
93697	3/16/2018	Sanitation District No. 1	248.87	Stormwater Charges
93698	3/16/2018	Security Fence Group, Inc.	648.00	Gate Repair at Aqua & Dudley
93699	3/16/2018	Southern States	177.00	Seed
93700	3/16/2018	SP Construction	195.80	Fire Hydrant Refund
93701	3/16/2018	Specialized Plumbing Parts Supply	53.29	Plumbing Supplies
93702	3/16/2018	Staples Advantage	126.25	Office Supplies
93703	3/16/2018	Sumerel Tire Co., Inc., Bob	934.22	Fleet Vehicle Maintenance
93704	3/16/2018	Thomson Reuters	24.00	Service Call
93705	3/16/2018	ThyssenKrupp Elevator	263.46	Monthly Maintenance
93706	3/16/2018	Univar USA Inc.	8,767.80	Sodium Hypochlorite
93707	3/16/2018	United Healthcare Insurance	284,595.94	Monthly Insurance
93708	3/16/2018	US Bank Equipment Finance	1,708.56	Copier Maintenance
93709	3/16/2018	Verizon Wireless	9,074.45	Cell Phone Monthly Charges
93710	3/16/2018	Verizon Wireless	2,716.72	GPS Monthly Charges
93711	3/16/2018	Vertical Systems Elevator	59.00	Safety Filing CF Elevator
93712	3/16/2018	Viking Supply, Inc	4,143.05	Valve Boxes
93713	3/16/2018	Wildman Corporate Apparel	305.45	Uniforms
93714	3/21/2018	Kentucky State Treasurer	5,755.35	Employee Withholding
93715	3/23/2018	Flynn, Tara	35.16	Mileage Reimbursement
93716	3/26/2018	Aramark	46.00	Uniforms
93717	3/26/2018	Arts Rental Equipment & Supply	656.34	Skid Steer Rental
93718	3/26/2018	Battery Neighbor LLC	207.36	Batteries
93719	3/26/2018	Becknell-Coghill Inc	11,202.50	New Services Jan 2018
93720	3/26/2018	Blackburn Manufacturing Company	292.74	Water Line Marking Supplies
93721	3/26/2018	Blue Chip Express & Courier Service	210.00	BB&T Courier Service
93722	3/26/2018	Bray Trucking Inc.	4,266.33	Aggregate Materials
93723	3/26/2018	CBT Company	1,275.92	Parts for Maintenance
93724	3/26/2018	CDW Government Inc.	276.70	Computer Supplies
93725	3/26/2018	Chemrite, Inc.	14,881.05	Potassium Permanganate
93726	3/26/2018	Cincinnati Bell	3,190.82	Telephone Service
93727	3/26/2018	Clear Edge Filtration	2,858.23	Replacement Belts for Sludge Press
93728	3/26/2018	Climaxx Motorsports	1,480.47	Fleet Vehicle Maintenance
93729	3/26/2018	Core & Main	20,606.63	Monitor Lids & Rings
93730	3/26/2018	Crescent Springs Hardware	321.22	Tools for Trucks

**Northern Kentucky Water District  
Operations & Maintenance  
Check Register  
July 1, 2017 through June 30, 2018**

<b>Ck#</b>	<b>Ck Date</b>	<b>Vendor</b>	<b>Ck Amount</b>	<b>Description</b>
93731	3/26/2018	Document Destruction	320.00	Document Shredding
93732	3/26/2018	Dons Garage Inc	509.71	Fleet Vehicle Maintenance
93733	3/26/2018	VOID	-	Void
93734	3/26/2018	Duke Energy	23,256.25	Gas & Electric for Various NKWD Locations
93735	3/26/2018	Enquirer Media	537.13	Advertisement
93736	3/26/2018	Environmental Resource Associates	438.78	Lab Supplies
93737	3/26/2018	Federal Express	52.86	Transportation Charges
93738	3/26/2018	Fisher Scientific	2,084.28	Lab Supplies
93739	3/26/2018	Florence Winwater Works	4,887.10	Meter Vaults
93740	3/26/2018	Fortiline, Inc.	247.20	Flaring Tools
93741	3/26/2018	General Foundries, Inc.	875.00	Riser Rings
93742	3/26/2018	Grainger	2,469.08	Parts for Maintenance
93743	3/26/2018	Graybar Electric Co Inc	1,171.74	Maintenance Supplies
93744	3/26/2018	Hach Company	2,637.51	Lab Supplies
93745	3/26/2018	Hall's Paving & Sealing, Inc.	8,291.42	Asphalt Restoration due to Maintenance of Mains
93746	3/26/2018	High Purity Standards	84.07	Lab Supplies
93747	3/26/2018	Humana Dental Ins. Co.	1,102.50	Dental Insurance
93748	3/26/2018	Ideal Supplies Inc	6,034.73	Low Strength Fill
93749	3/26/2018	Janell Inc.	43.20	Concrete Supplies
93750	3/26/2018	VOID	-	Void - Printer Error
93751	3/26/2018	VOID	-	Void - Printer Error
93752	3/26/2018	VOID	-	Void - Printer Error
93753	3/26/2018	VOID	-	Void - Printer Error
93754	3/26/2018	VOID	-	Void - Printer Error
93755	3/26/2018	VOID	-	Void - Printer Error
93756	3/26/2018	VOID	-	Void - Printer Error
93757	3/26/2018	VOID	-	Void - Printer Error
93758	3/26/2018	VOID	-	Void - Printer Error
93759	3/26/2018	VOID	-	Void - Printer Error
93760	3/26/2018	VOID	-	Void - Printer Error
93761	3/26/2018	VOID	-	Void - Printer Error
93762	3/26/2018	VOID	-	Void - Printer Error
93763	3/26/2018	VOID	-	Void - Printer Error
93764	3/26/2018	VOID	-	Void - Printer Error
93765	3/26/2018	VOID	-	Void - Printer Error
93766	3/26/2018	VOID	-	Void - Printer Error
93767	3/26/2018	VOID	-	Void - Printer Error
93768	3/26/2018	VOID	-	Void - Printer Error
93769	3/26/2018	VOID	-	Void - Printer Error
93770	3/26/2018	VOID	-	Void - Printer Error
93771	3/26/2018	VOID	-	Void - Printer Error
93772	3/26/2018	VOID	-	Void - Printer Error
93773	3/26/2018	VOID	-	Void - Printer Error
93774	3/26/2018	VOID	-	Void - Printer Error
93775	3/26/2018	VOID	-	Void - Printer Error
93776	3/26/2018	VOID	-	Void - Printer Error
93777	3/26/2018	VOID	-	Void - Printer Error
93778	3/26/2018	VOID	-	Void - Printer Error
93779	3/26/2018	VOID	-	Void - Printer Error
93780	3/26/2018	VOID	-	Void - Printer Error
93781	3/26/2018	VOID	-	Void - Printer Error
93782	3/26/2018	VOID	-	Void - Printer Error
93783	3/26/2018	VOID	-	Void - Printer Error
93784	3/26/2018	VOID	-	Void - Printer Error
93785	3/26/2018	VOID	-	Void - Printer Error
93786	3/26/2018	VOID	-	Void - Printer Error
93787	3/26/2018	VOID	-	Void - Printer Error
93788	3/26/2018	VOID	-	Void - Printer Error
93789	3/26/2018	VOID	-	Void - Printer Error
93790	3/26/2018	Johnson Electric Supply Co., The	165.33	Electrical Supplies
93791	3/26/2018	Keidel Supply	361.32	Maintenance Supplies
93792	3/26/2018	Kenton County Clerk	675.00	Records Access
93793	3/26/2018	KOI Enterprises, Inc	336.66	Parts for Fleet Vehicles
93794	3/26/2018	Charles L. Korzenborn	10,070.00	911 Fees
93795	3/26/2018	Layne Christensen Company	19,044.00	Repair TMTP Pump #2
93796	3/26/2018	Lonneman, Patrick	87.16	Refund Credit Balance
93797	3/26/2018	Lowe's	2,037.08	Maintenance Supplies
93798	3/26/2018	Lykins Oil Company	2,285.35	Diesel Fuel



**Northern Kentucky Water District  
Operations & Maintenance  
Check Register  
July 1, 2017 through June 30, 2018**

<b>Ck#</b>	<b>Ck Date</b>	<b>Vendor</b>	<b>Ck Amount</b>	<b>Description</b>
93799	3/26/2018	Murphy, Brad	2,504.85	Safety Conference Reimbursement
93800	3/26/2018	No Ky Public Works Association	30.00	Member Renewal
93801	3/26/2018	OFFICETEAM, Specialized Admin. Staffing	638.40	Temporary Service in Customer Service
93802	3/26/2018	O'Reilly Auto Parts	20.48	Parts for Fleet Vehicles
93803	3/26/2018	Orr Safety Corporation	1,395.46	Safety Supplies
93804	3/26/2018	Owen Electric Cooperative Inc	323.43	Electric Charges
93805	3/26/2018	Pilot Lumber	11.49	Supplies for Crews
93806	3/26/2018	Polydyne, Inc.	3,344.00	Clarifloc
93807	3/26/2018	Pridestaff Financial	1,372.75	Temporary Service in H/R
93808	3/26/2018	Restek Corporation	317.75	Lab Supplies
93809	3/26/2018	Reynolds, Tyler	71.53	Uniform Reimbursement
93810	3/26/2018	R & M Welding Products Inc	23.70	Welding Supplies
93811	3/26/2018	RNK Environmental Inc	4,775.00	Pickup & Disposal of HAA Waste
93812	3/26/2018	Sanitation District No. 1	55.94	Sanitation & Storm Water Charge
93813	3/26/2018	SAP America, Inc	3,632.90	Annual Maintenance
93814	3/26/2018	Seal Analytical, Inc.	4,295.00	Annual Maintenance
93815	3/26/2018	Southeastern Equipment Co Inc	273.70	Parts for Fleet Vehicles
93816	3/26/2018	Staples Advantage	262.03	Office Supplies
93817	3/26/2018	Sumerel Tire Co., Inc., Bob	396.90	Fleet Vehicle Maintenance
93818	3/26/2018	Thatcher Chemical of Florida Inc	10,608.00	Copper Sulfate
93819	3/26/2018	Thermo Electron NA LLC	2,326.27	Lab Supplies
93820	3/26/2018	Time Warner Cable	110.00	Monthly Charges
93821	3/26/2018	Tri-State Plastics, Inc.	164.85	Parts for Maintenance
93822	3/26/2018	TrinSoft, LLC	255.00	Service Call
93823	3/26/2018	Univar USA Inc.	2,779.87	Sodium Hypochlorite
93824	3/26/2018	USA Bluebook	170.43	Operator Supplies
93825	3/26/2018	USALCO	5,732.44	DelPac 2020
93826	3/26/2018	Viking Supply, Inc	2,158.75	Pipe Tape, PVC
93827	3/26/2018	VonLehman & Company Inc.	14,700.00	Auditing Service
93828	3/26/2018	Wessel Lawncare & Landscaping	2,205.00	Snow Removal
93829	3/26/2018	Wildman Corporate Apparel	179.34	Uniforms
93830	3/27/2018	Kentucky State Treasurer	5,765.35	Employee Withholding
93831	3/29/2018	Arts Rental Equipment & Supply	506.25	Lift Rental, Tools for Trucks
93832	3/29/2018	Baldwin, Sharon	8.11	Refund Deposit
93833	3/29/2018	B & B Riverboats	141.63	Refund Fire Hydrant Deposit
93834	3/29/2018	Bellevue Board Of Ed	18.71	Refund Fire Hydrant Deposit
93835	3/29/2018	Boden, Deanna	115.54	Mileage Reimbursement
93836	3/29/2018	Bowling, Derek	71.76	Uniforms
93837	3/29/2018	Bray Truck & Parts	1,095.52	Fleet Vehicle Maintenance
93838	3/29/2018	Brummett, Amanda	127.09	Refund Deposit
93839	3/29/2018	Butler Lawn Care & Landscaping	900.00	Annual Tree Maintenance
93840	3/29/2018	Carrera Construction	175.59	Refund Fire Hydrant Deposit
93841	3/29/2018	CBT Company	22.37	Materials for Maintenance
93842	3/29/2018	Champion Cleaning	272.91	Refund Fire Hydrant Deposit
93843	3/29/2018	Cincinnati Bell	441.45	Telephone Service
93844	3/29/2018	Cincinnati Bell Any Distance	65.32	Long Distance
93845	3/29/2018	Cintas #315	1,584.46	Facility Supplies
93846	3/29/2018	Core & Main	19,543.80	Valves
93847	3/29/2018	Crescent Springs Hardware	235.56	Supplies for Distribution
93848	3/29/2018	Desert Diamond Industries, LLC	3,675.00	Safety Blades
93849	3/29/2018	Devan-Moss, Sylvia	83.85	Refund Deposit
93850	3/29/2018	Duke Energy	18,161.43	Gas & Electric for Various NKWD Locations
93851	3/29/2018	Edmondson, Renee	9.32	Refund Deposit
93852	3/29/2018	Electric Motor Technologies LLC	1,648.00	Parts for Maintenance
93853	3/29/2018	Eleazarraz, Anthony	105.30	Refund Deposit
93854	3/29/2018	Environmental Laboratories, Inc.	75.00	Lab Test
93855	3/29/2018	Equipment Depot	81.75	Maintenance on Equipment
93856	3/29/2018	Ewing, Pat	56.44	Refund Deposit
93857	3/29/2018	Farrell, Scott	1.61	Refund Deposit
93858	3/29/2018	Federal Express	53.26	Transportation Charges
93859	3/29/2018	Filtrous	509.12	Lab Supplies
93860	3/29/2018	Florence Winwater Works	34,466.25	Meter Vaults, Valve Lids
93861	3/29/2018	Fortiline, Inc.	1,562.25	Pressure Regulators
93862	3/29/2018	Frost Brown Todd LLC	6,563.20	Legal Services
93863	3/29/2018	Gibson, Daniel	33.62	Refund Deposit
93864	3/29/2018	Grainger	424.46	Parts for Maintenance
93865	3/29/2018	Gulla, Jeffrey	61.70	Refund Deposit
93866	3/29/2018	Hall's Paving & Sealing, Inc.	8,449.46	Asphalt Restoration due to Maintenance of Mains

**Northern Kentucky Water District  
Operations & Maintenance  
Check Register  
July 1, 2017 through June 30, 2018**

<b>Ck#</b>	<b>Ck Date</b>	<b>Vendor</b>	<b>Ck Amount</b>	<b>Description</b>
93867	3/29/2018	Harper Oil Products Inc	4,456.20	Synthetic Oil
93868	3/29/2018	Hoffmeier, Tiffany	10.37	Refund Deposit
93869	3/29/2018	Hollingsworth, Tina	52.88	Refund Deposit
93870	3/29/2018	Hoskinds, Natasha	7.21	Refund Deposit
93871	3/29/2018	Hunt, Alissa	16.19	Refund Deposit
93872	3/29/2018	Ideal Supplies Inc	2,140.00	Low Strength Fill
93873	3/29/2018	Janell Inc.	159.20	Concrete Restoration Material
93874	3/29/2018	Johnson Electric Supply Co., The	42.46	Electrical Supplies
93875	3/29/2018	Kampsen, Stacey	55.38	Training
93876	3/29/2018	Keller, Rhonda	63.82	Refund Deposit
93877	3/29/2018	Kemira Water Solutions, Inc.	5,038.57	Ferric Sulfate
93878	3/29/2018	KOI Enterprises, Inc	261.78	Supplies for Fleet Vehicles
93879	3/29/2018	Key Blue Prints Inc.	778.00	Toner
93880	3/29/2018	Klosterman, Stacy	71.44	Refund Deposit
93881	3/29/2018	Kranjcevic, Thomas	15.02	Refund Deposit
93882	3/29/2018	KW Mechanical, Inc.	4,032.00	Damages
93883	3/29/2018	Larusch, Kimberly	73.03	Refund Deposit
93884	3/29/2018	Lowe's	238.62	Parts for Maintenance
93885	3/29/2018	Lunsford Custom Homes	750.00	Refund New Service Contract
93886	3/29/2018	Lykins Oil Company	864.61	Diesel Fuel
93887	3/29/2018	Martin, Bernadette	27.92	Refund Deposit
93888	3/29/2018	Matheson Tri-Gas, Inc.	666.29	Lab Supplies
93889	3/29/2018	Minuteman/Design Press	46.00	Paper Stock
93890	3/29/2018	Murphy Tractor & Equipment Co.	151.33	Fleet Vehicle Maintenance
93891	3/29/2018	M & W Excavation	152.77	Refund Fire Hydrant Deposit
93892	3/29/2018	Next Gen Cabling, Inc.	2,030.01	Cable
93893	3/29/2018	Orr Safety Corporation	1,755.42	Safety Supplies
93894	3/29/2018	Owen Electric Cooperative Inc	105.06	Electric Charges
93895	3/29/2018	Pilot Lumber	7.94	Restoration Material
93896	3/29/2018	Project Resources Group, Inc.	788.19	Damages
93897	3/29/2018	Ramey, Shannon	14.04	Refund Deposit
93898	3/29/2018	Rechtin, Lindsey	186.64	Mileage Reimbursement
93899	3/29/2018	Sanitation District No. 1	1,890.56	Blowoff Flushing
93900	3/29/2018	Sanitation District No. 1	703.08	Sewer & Stormwater Charges
93901	3/29/2018	Scott, Don	34.43	Refund Deposit
93902	3/29/2018	Southern States	199.99	Seed and Straw
93903	3/29/2018	Specht, Bob	59.50	Refund Deposit
93904	3/29/2018	Staples Advantage	164.02	Office Supplies
93905	3/29/2018	Sumerel Tire Co., Inc., Bob	189.95	Fleet Vehicle Maintenance
93906	3/29/2018	Taulbee, Matthew	126.22	Refund Deposit
93907	3/29/2018	Tele-Vac Environmental	65.20	Refund Fire Hydrant Deposit
93908	3/29/2018	Tool House Inc.	257.00	Tools for Trucks
93909	3/29/2018	Townsend, Randy	126.14	Refund Deposit
93910	3/29/2018	TrinSoft, LLC	85.00	Service Call
93911	3/29/2018	Trumbull, Ruth	40.08	Refund Deposit
93912	3/29/2018	Turner, Daniel	126.65	Refund Deposit
93913	3/29/2018	USALCO	5,706.48	DelPac 2020
93914	3/29/2018	Viking Supply, Inc	2,409.00	Valves
93915	3/29/2018	Vogelpohl Fire Equipment, Inc.	664.43	Hydrant Hoses
93916	3/29/2018	Waste Resource Management Inc.	4,905.60	Disposal of Treatment Plant Residual
93917	3/29/2018	Wessel Lawncare & Landscaping	1,810.00	Snow Removal
93918	3/29/2018	Wildman Corporate Apparel	421.82	Uniforms
93919	3/29/2018	Williams, Anna	126.67	Refund Deposit
93920	4/2/2018	Kentucky State Treasurer	5,856.13	Employee Withholding
93921	4/9/2018	Abraxis, LLC	1,735.00	Lab Supplies
93922	4/9/2018	Arts Rental Equipment & Supply	1,136.54	Forklift Rental, Street Plates
93923	4/9/2018	Batoray, Inc.	212.45	Batteries
93924	4/9/2018	Battery Neighbor LLC	236.00	Batteries
93925	4/9/2018	BestOne, Tire & Service of Mid America, Inc.	686.06	Fleet Vehicle Maintenance
93926	4/9/2018	Blue Chip Express & Courier Service	210.00	BB&T Courier
93927	4/9/2018	Boone-Kenton Lumber Supply Co.	1,793.22	Lumber
93928	4/9/2018	Bray Trucking Inc.	999.11	Top Soil
93929	4/9/2018	Brighton Truck Service	534.28	Fleet Vehicle Maintenance
93930	4/9/2018	Bryant, Chris	1,245.00	Tuition Reimbursement
93931	4/9/2018	CDW Government Inc.	711.72	Computer Supplies
93932	4/9/2018	CE Power Solutions, LLC	500.00	Service Call
93933	4/9/2018	Cincinnati Bell	1,898.65	Telephone Service
93934	4/9/2018	Cincinnati Bell	654.49	Facility Access

**Northern Kentucky Water District  
Operations & Maintenance  
Check Register  
July 1, 2017 through June 30, 2018**

<b>Ck#</b>	<b>Ck Date</b>	<b>Vendor</b>	<b>Ck Amount</b>	<b>Description</b>
93935	4/9/2018	City of Cold Spring	243.00	Storm Water Charges
93936	4/9/2018	City of Southgate	250.00	Street Permits
93937	4/9/2018	Colvin, Robert D	59.97	Uniform Reimbursement
93938	4/9/2018	Cornett, Hansford	275.53	Refund Credit balance
93939	4/9/2018	Dons Garage Inc	639.53	Fleet Vehicle Maintenance
93940	4/9/2018	Duke Energy	14,415.31	Gas & Electric Charges
93941	4/9/2018	EyeMed	1,357.56	Vision Insurance
93942	4/9/2018	Fifth Third Bank-Visa	6,754.69	Visa Purchases for March
93943	4/9/2018	Fisher Scientific	1,138.58	Lab Supplies
93944	4/9/2018	Fortiline, Inc.	2,183.04	Compression Couplings
93945	4/9/2018	Gleason Electric Inc	246.25	Service call
93946	4/9/2018	Greater Comfort Heating & Air	3,448.33	Service Call
93947	4/9/2018	Hach Company	1,003.02	Maintenance Supplies
93948	4/9/2018	Hall's Paving & Sealing, Inc.	8,472.88	Asphalt Restoration due to Maintenance of Mains
93949	4/9/2018	Hillyard Kentucky	738.14	Janitorial Supplies
93950	4/9/2018	Human Resource Profile Inc	50.00	Background Check
93951	4/9/2018	Ideal Supplies Inc	4,136.75	Low Strength Fill
93952	4/9/2018	Industrial Wire Rope Supply Co Inc	2,268.00	Grab Hooks
93953	4/9/2018	Industrial Controls Distributors	752.76	Maintenance Supplies
93954	4/9/2018	ITsavvy LLC	219.54	IT Supplies
93955	4/9/2018	J.D. Gould, Co, Inc.	373.35	Valves
93956	4/9/2018	K E Rose Company	830.00	Fleet Vehicle Maintenance
93957	4/9/2018	Layne Christensen Company	3,975.00	Service Call - TMTP Pump #2
93958	4/9/2018	Lincoln National Life Insurance Co.	6,582.44	Life Insurance
93959	4/9/2018	Lowe's	1,135.52	Maintenance & Shop Supplies
93960	4/9/2018	Lykins Oil Company	1,228.11	Diesel Fuel
93961	4/9/2018	McMullen, Mac	1,296.00	Refund Credit Balance
93962	4/9/2018	Midwest Bottle Gas Dist. Inc	683.79	Propane
93963	4/9/2018	Minuteman/Design Press	206.00	Paper Stock
93964	4/9/2018	Mobilcomm Inc.	963.00	Scada Radio Antenna Rental
93965	4/9/2018	National Safety Council	305.35	Subscription Renewal
93966	4/9/2018	Next Gen Cabling, Inc.	798.91	Service Call
93967	4/9/2018	OFFICETEAM, Specialized Admin. Staffing	648.38	Temporary Services In Customer Service
93968	4/9/2018	Orr Safety Corporation	1,626.81	Safety Supplies
93969	4/9/2018	Owen Electric Cooperative Inc	225.95	Electric Charges
93970	4/9/2018	Pacific Interpreters	46.40	Interpreters
93971	4/9/2018	Colleen Medert-Petty Cash	86.56	Petty Cash
93972	4/9/2018	Pension Corporation of America	4,931.92	Flex Spend
93973	4/9/2018	Pirtek Reading Road	1,111.35	Parts for Fleet Vehicles
93974	4/9/2018	Plant Trolley, Inc., The	177.12	Monthly Charges
93975	4/9/2018	Randy's Rugged Wear	3,322.31	Uniforms
93976	4/9/2018	Reis Concrete Products Inc	190.00	Concrete for Restoration
93977	4/9/2018	Res/Comm Security Systems Inc.	306.00	Central Station Monitoring
93978	4/9/2018	R & M Welding Products Inc	293.63	Lease on Tanks
93979	4/9/2018	RNK Environmental Inc	365.00	Pickup & Disposal of Waste
93980	4/9/2018	RUMPKE	120.00	Monthly Charges
93981	4/9/2018	Sanitation District No. 1	124.48	Sewer & Storm Water Charges
93982	4/9/2018	Seal Analytical, Inc.	690.00	Lab Supplies
93983	4/9/2018	Security Fence Group, Inc.	321.00	Fence Repair
93984	4/9/2018	Shirden's Carpet Cleaning Service	3,355.00	Facility Maintenance
93985	4/9/2018	Specialized Plumbing Parts Supply	118.00	Plumbing Parts
93986	4/9/2018	Staples Advantage	65.58	Office Supplies
93987	4/9/2018	St. Elizabeth Business Health	962.50	EAP 2nd Qtr
93988	4/9/2018	Sumerel Tire Co., Inc., Bob	2,843.47	Fleet Vehicle Maintenance
93989	4/9/2018	Taulbee, Matthew	27.29	Refund Credit balance
93990	4/9/2018	Thermo Electron NA LLC	235.41	Lab Supplies
93991	4/9/2018	Time Warner Cable	248.18	Monthly Charges
93992	4/9/2018	Tool House Inc.	851.34	Tools for Trucks
93993	4/9/2018	Travelers	109,610.50	Insurance Premium
93994	4/9/2018	Tri-State Plastics, Inc.	147.00	Gaskets for Day Tanks
93995	4/9/2018	TrinSoft, LLC	212.50	Monthly Charges
93996	4/9/2018	USALCO	5,892.92	DelPac 2020
93997	4/9/2018	Verizon Wireless	1,822.00	Monthly Charges
93998	4/9/2018	Verizon Wireless	8,535.35	Monthly Charges
93999	4/9/2018	Vertical Systems Elevator	369.63	Monthly Charges
94000	4/9/2018	Viking Supply, Inc	2,182.50	DI Pipe
94001	4/9/2018	Vogelpohl Fire Equipment, Inc.	536.04	Parts for Hoses
94002	4/9/2018	Wex Bank	15,228.20	Monthly Gas Purchases

**Northern Kentucky Water District  
Operations & Maintenance  
Check Register  
July 1, 2017 through June 30, 2018**

<b>Ck#</b>	<b>Ck Date</b>	<b>Vendor</b>	<b>Ck Amount</b>	<b>Description</b>
94003	4/9/2018	Pelican Products	20.00	Return Postage for Warranty
94004	4/9/2018	Fastenal Company	1,365.60	Shop Supplies
94005	4/9/2018	Fastech Alarms & Telecommunication	231.17	Service Call
94006	4/9/2018	Pelican Products	20.00	Return Postage for Warranty
94007	4/9/2018	Kentucky State Treasurer	5,856.13	Employee Withholding
94008	4/9/2018	United Way of Greater Cincinnati	954.08	1st QTR 2018
94009	4/13/2018	Kentucky League of Cities	1,845.71	Unemployment 1st qtr 18
94010	4/16/2018	Applied Industrial Tech, Inc.	1,163.94	Parts for Maintenance
94011	4/16/2018	Around the Clock Answering Service	460.50	Answering Service
94012	4/16/2018	Arts Rental Equipment & Supply	621.30	Street Plate Rental
94013	4/16/2018	Badger Meter, Inc	63.00	Monthly Charges
94014	4/16/2018	Best Way Disposal	731.92	Monthly Service
94015	4/16/2018	Bonded Lock Service LLC	5.99	Keys
94016	4/16/2018	Bray Trucking Inc.	2,151.66	Fill Sand
94017	4/16/2018	Bray Truck & Parts	181.46	Fleet Vehicle Maintenance
94018	4/16/2018	Browning, Brennan	26.36	KWVOA Reimbursement
94019	4/16/2018	Cade, Brett	1,493.97	Refund Credit Balance
94020	4/16/2018	Calloway Cleaning & Restoration	12,869.55	Restoration from Damages
94021	4/16/2018	CDW Government Inc.	457.90	Computer Supplies
94022	4/16/2018	Chance, Lee	286.35	Refund Credit Balance
94023	4/16/2018	Cincinnati Bell	12,111.22	Telephone Charges
94024	4/16/2018	Cincinnati Bell	1,816.25	Telephone Charges
94025	4/16/2018	Crescent Springs Hardware	65.95	Tools for trucks
94026	4/16/2018	Duke Energy	48,380.07	Gas & Electric Charges
94027	4/16/2018	Electric Motor Technologies LLC	16,920.00	Repair Motor for ORPS 1
94028	4/16/2018	Enquirer Media	547.68	Advertisements
94029	4/16/2018	Environmental Resource Associates	677.23	Lab Supplies
94030	4/16/2018	Fedders Feed Co., J. H.	88.85	Seed and straw
94031	4/16/2018	Federal Express	21.44	Transportation Charges
94032	4/16/2018	Fisher Scientific	800.93	Lab Supplies
94033	4/16/2018	Florence Winwater Works	5,595.00	Pressure Regulators
94034	4/16/2018	Garcia, Nolberto	41.16	Refund Deposit
94035	4/16/2018	Gastenveld, Joseph	1.43	Refund Deposit
94036	4/16/2018	Grainger	40.93	Hydrant Wrench
94037	4/16/2018	Graybar Electric Co Inc	63.63	Electrical Supplies for Instrumentation
94038	4/16/2018	Grizovic, Martin	71.67	Refund Deposit
94039	4/16/2018	Hach Company	310.47	Maintenance Supplies
94040	4/16/2018	Hall's Paving & Sealing, Inc.	4,391.36	Asphalt Restoration due from Maintenance of Mains
94041	4/16/2018	Hammond, David	100.90	Refund Deposit
94042	4/16/2018	Harrington Industrial Plastics	1,217.50	PVC for TMTP
94043	4/16/2018	Hennessey, Brian	5.22	Refund Deposit
94044	4/16/2018	Hodges, Nathan	21.60	KWVOA Reimbursement
94045	4/16/2018	Johnson Doppler Lumber	777.00	Lumber
94046	4/16/2018	KEMI	4,814.95	Worker Comp Premium
94047	4/16/2018	Literature Fulfillment Services	17,497.61	Mailing of Bills/Notices
94048	4/16/2018	Lowe's	103.39	Maintenance Supplies
94049	4/16/2018	Lucity, Inc	450.00	Professional Services
94050	4/16/2018	Lykins Oil Company	1,277.98	Diesel Fuel
94051	4/16/2018	Mark's Garage	1,646.23	Fleet Vehicle Maintenance
94052	4/16/2018	Microsoft	178.19	Monthly Charges
94053	4/16/2018	MSC Industrial Supply Co. Inc.	15.42	Parts for Maintenance
94054	4/16/2018	Muck Properties, LLC	12.39	Refund Deposit
94055	4/16/2018	Necessary, Ben	69.10	Refund Deposit
94056	4/16/2018	OFFICETEAM, Specialized Admin. Staffing	638.40	Temporary Service in Customer Service
94057	4/16/2018	Office Depot, Inc.	60.29	Office Supplies
94058	4/16/2018	Owen Electric Cooperative Inc	14,391.12	Electric Charges
94059	4/16/2018	Patton, Morgan	34.88	Refund Deposit
94060	4/16/2018	Planning & Development Service of Kenton Co.	4,441.78	GIS Maintenance
94061	4/16/2018	Rawdon Myers Inc	450.00	Raw Water Actuator Repair FTTP
94062	4/16/2018	Richie Trucking	1,625.00	Monthly Dumping
94063	4/16/2018	R & M Welding Products Inc	130.36	Welding Supplies
94064	4/16/2018	Roser, Christopher	53.91	Refund Deposit
94065	4/16/2018	RUMPKE	94.80	Monthly Charges
94066	4/16/2018	Sanitation District No. 1	40.50	Sewer & StormWater Charges
94067	4/16/2018	Jeff Schuchter	797.86	Mileage Reimbursement
94068	4/16/2018	Seiter Farms Inc.	125.00	Seed and Straw
94069	4/16/2018	Simpson, Lori	82.18	Mileage Reimbursement
94070	4/16/2018	Smith, Mitchell	92.74	Refund Deposit

**Northern Kentucky Water District  
Operations & Maintenance  
Check Register  
July 1, 2017 through June 30, 2018**

<b>Ck#</b>	<b>Ck Date</b>	<b>Vendor</b>	<b>Ck Amount</b>	<b>Description</b>
94071	4/16/2018	Sodaro, Deven	4.62	Refund Deposit
94072	4/16/2018	Specialized Plumbing Parts Supply	57.00	Plumbing Supplies
94073	4/16/2018	Staples Advantage	147.69	Office Supplies
94074	4/16/2018	Sumerel Tire Co., Inc., Bob	67.99	Fleet Vehicle Maintenance
94075	4/16/2018	Taylor, Elizabeth	11.68	Refund Deposit
94076	4/16/2018	Thermo Electron NA LLC	2,900.00	Annual Maintenance
94077	4/16/2018	Thomas, Allison	2.10	Refund Deposit
94078	4/16/2018	Thoroughbred LLC	125.87	Refund Deposit
94079	4/16/2018	Travelers	2,500.00	Deductible
94080	4/16/2018	Trane U.S., Inc.	1,799.00	Service Call
94081	4/16/2018	Univar USA Inc.	5,570.23	Sodium Hypochlorite
94082	4/16/2018	USALCO	6,036.88	DelPac 2020
94083	4/16/2018	Vertical Systems Elevator	369.63	Monthly Charges
94084	4/16/2018	Viking Supply, Inc	604.50	Repair Clamps
94085	4/16/2018	Vivial	630.80	Monthly Charges
94086	4/16/2018	Wachs Company, E. H.	395.40	Tools for Trucks
94087	4/16/2018	Wesley, Robin	540.45	Refund Credit Balance
94088	4/16/2018	Westbrook, Miranda	71.49	Refund Deposit
94089	4/16/2018	Wildman Corporate Apparel	73.20	Uniforms
94090	4/16/2018	Williams, Michael	43.29	Refund Deposit
94091	4/16/2018	Woollum, Rex	91.76	Refund Deposit
94092	4/16/2018	Young, Jason	190.79	Safety Shoes
94093	4/16/2018	Kentucky State Treasurer	5,856.13	Employee Withholding
94094	4/23/2018	AMTEC	1,200.00	Rebate Review
94095	4/23/2018	Arts Rental Equipment & Supply	23.50	Rental Supplies
94096	4/23/2018	AWWA	211.00	Member Renewal
94097	4/23/2018	Batoray, Inc.	190.00	Batteries
94098	4/23/2018	Becknell-Coghill Inc	9,735.00	New Services
94099	4/23/2018	BestOne, Tire & Service of Mid America, Inc.	2,887.74	Fleet Vehicle Maintenance
94100	4/23/2018	Biederman Co., Inc., R.P.	81.00	Quarterly Fire Alarm Monitoring
94101	4/23/2018	George E. Booth Co. Inc.	501.70	Chlorine Sensor
94102	4/23/2018	VOID	-	Void
94103	4/23/2018	Butler Lawn Care & Landscaping	3,790.00	Mowing Treatment Plants
94104	4/23/2018	CDW Government Inc.	1,592.40	Computer Supplies
94105	4/23/2018	Cincinnati Bell	899.52	Telephone Service
94106	4/23/2018	Cincinnati Bell	1,260.47	Monthly Charges
94107	4/23/2018	Core & Main	1,290.00	Angle Valves
94108	4/23/2018	Couch, Chris	50.00	Training
94109	4/23/2018	Crescent Springs Hardware	227.93	Supplies for Distribution
94110	4/23/2018	Delaney, Steve	50.00	Training
94111	4/23/2018	Dimension Machine Co. Inc.	890.00	Pumping Supplies
94112	4/23/2018	Matthew Dirheimer	8.00	Training
94113	4/23/2018	Dons Garage Inc	2,961.69	Fleet Vehicle Maintenance
94114	4/23/2018	Duke Energy	81,441.85	Gas & Electric for Various NKWD Locations
94115	4/23/2018	Eckstein Roofing Co.	700.00	Service Call - FTTP
94116	4/23/2018	Enquirer Media	249.08	Advertisements
94117	4/23/2018	Fastenal Company	505.77	Tools for Trucks
94118	4/23/2018	Fastech Alarms & Telecommunication	677.48	Service Call
94119	4/23/2018	Federal Express	16.49	Transportation Charges
94120	4/23/2018	Fisher Scientific	769.72	Lab Supplies
94121	4/23/2018	Flashlight Outlet	442.46	Batteries
94122	4/23/2018	Florence Winwater Works	957.16	Repair Clamps
94123	4/23/2018	Glass, Steve	79.58	Mileage Reimbursement
94124	4/23/2018	Greater Comfort Heating & Air	1,037.05	Service Call
94125	4/23/2018	Hach Company	1,149.71	Reagent Set
94126	4/23/2018	Hall's Paving & Sealing, Inc.	9,530.72	Asphalt Restoration due to Maintenance of Mains
94127	4/23/2018	HDR Engineering, Inc.	11,041.20	Tank Painting
94128	4/23/2018	Ideal Supplies Inc	9,286.50	Low Strength Fill
94129	4/23/2018	IDEXX Distribution, Inc.	6,240.47	Lab Supplies
94130	4/23/2018	Industrial Wire Rope Supply Co Inc	296.06	Rope Clips
94131	4/23/2018	Janell Inc.	48.00	Concrete Supplies
94132	4/23/2018	The Johnson Electric Supply Co.	373.70	Electric Supplies
94133	4/23/2018	Johnson Doppler Lumber	710.40	Lumber
94134	4/23/2018	Jolly Plumbing	3,524.57	Service Call - FTTP
94135	4/23/2018	Kemira Water Solutions, Inc.	4,921.69	Ferric Sulfate, Removes Solids
94136	4/23/2018	Kens Crescent Springs Service	550.00	Towing
94137	4/23/2018	KOI Enterprises, Inc	280.31	Supplies for Fleet Vehicles
94138	4/23/2018	KY/TN Water Professionals Conference	2,800.00	WPC Registration

**Northern Kentucky Water District  
Operations & Maintenance  
Check Register  
July 1, 2017 through June 30, 2018**

<b>Ck#</b>	<b>Ck Date</b>	<b>Vendor</b>	<b>Ck Amount</b>	<b>Description</b>
94139	4/23/2018	Key Blue Prints Inc.	175.00	Plotter Repair
94140	4/23/2018	King, Gerald	13.92	Reimburse for Materials
94141	4/23/2018	Lowe's	404.79	Maintenance Supplies
94142	4/23/2018	Lykins Oil Company	1,754.14	Diesel Fuel
94143	4/23/2018	Matheson Tri-Gas, Inc.	208.73	Lab Supplies
94144	4/23/2018	Minuteman/Design Press	440.00	Business Card Master
94145	4/23/2018	OFFICETEAM, Specialized Admin. Staffing	2,064.71	Temporary Service in Customer Service
94146	4/23/2018	Office Depot, Inc.	1,063.17	Office Supplies
94147	4/23/2018	Orr Safety Corporation	2,034.03	Safety Supplies
94148	4/23/2018	Owen Electric Cooperative Inc	278.25	Electric Charges
94149	4/23/2018	Randy's Rugged Wear	1,348.98	Safety Shoes
94150	4/23/2018	Red Wing Shoes	199.74	Safety Shoes
94151	4/23/2018	Rexnord Industries LLC	350.71	Supplies for Field Service
94152	4/23/2018	Sanitation District No. 1	376.39	Sewer & Storm Water Charges
94153	4/23/2018	Silco Fire Protection Co	440.00	Service Call
94154	4/23/2018	Southern States	88.56	Seed and Straw
94155	4/23/2018	Rodney Sparks	27.19	Training
94156	4/23/2018	Staples Advantage	148.36	Office Supplies
94157	4/23/2018	St. Elizabeth Business Health	971.00	Clinical Services
94158	4/23/2018	Sumerel Tire Co., Inc., Bob	203.49	Fleet Vehicle Maintenance
94159	4/23/2018	Supply Post Business Products	80.70	Office Supplies
94160	4/23/2018	Time Warner Cable	110.00	Monthly Charges
94161	4/23/2018	Truck and Trailer Supply	13.76	Parts for Fleet
94162	4/23/2018	Univar USA Inc.	20,296.89	Sodium Hypochlorite, & Caustic Soda
94163	4/23/2018	United Healthcare Insurance	267,682.02	Health Insurance for May
94164	4/23/2018	United Window Cleaning Co., Inc.	1,510.00	Facility Maintenance
94165	4/23/2018	USA Bluebook	527.79	Operator & Service Supplies
94166	4/23/2018	US Bank Equipment Finance	1,708.56	Lease on Copiers
94167	4/23/2018	Viking Supply, Inc	3,510.95	Gaskets, Repair Clamps
94168	4/23/2018	VonLehman & Company Inc.	560.00	Audit 2017
94169	4/23/2018	Wendling Printing Company	961.00	Water Quality Report
94170	4/23/2018	West Bend Mutual Insurance Co.	102.00	Bond Renewal
94171	4/23/2018	Kentucky State Treasurer	5,844.27	Employee Withholding
94172	4/27/2018	A-1 Electric Motor Service	245.60	Electric Supplies
94173	4/27/2018	ACE Exterminating Co.	117.00	Service Call
94174	4/27/2018	Arts Rental Equipment & Supply	97.50	Tools for trucks
94175	4/27/2018	A & S Electric Supply, Inc.	135.70	Fuses for Pumping
94176	4/27/2018	B C Engineering Co	685.79	Repair Kits for Maintenance
94177	4/27/2018	Behrens, Nick	107.96	Uniforms
94178	4/27/2018	BestOne, Tire & Service of Mid America, Inc.	672.81	Fleet Vehicle Maintenance
94179	4/27/2018	Bonded Lock Service LLC	30.85	Maintenance Supplies
94180	4/27/2018	Bruck, Ronald M	128.78	Reimburse Safety Supplies
94181	4/27/2018	Bryant, Chris	590.00	Tuition Reimbursement
94182	4/27/2018	Butler Lawn Care & Landscaping	900.00	Lawncare - FTTP
94183	4/27/2018	CDW Government Inc.	318.21	Computer Supplies
94184	4/27/2018	Cincinnati Bell	5,377.46	Telephone Service
94185	4/27/2018	Cintas #315	3,291.91	Facility Supplies
94186	4/27/2018	Core & Main	141.75	Meter Yokes
94187	4/27/2018	Crescent Springs Hardware	87.89	Tools for trucks
94188	4/27/2018	Cutter Construction INC	750.00	Refund Water Service Contract
94189	4/27/2018	Dimension Machine Co. Inc.	690.00	Maintenance Supplies
94190	4/27/2018	Dons Garage Inc	212.63	Fleet Vehicle Maintenance
94191	4/27/2018	Duke Energy	22,354.88	Gas & Electric Charges
94192	4/27/2018	ESRI Inc.	15,389.73	Annual GIS Maintenance
94193	4/27/2018	Fastenal Company	188.52	Supplies for Meter Shop
94194	4/27/2018	Ferguson Waterworks	162.30	Meter Yoke Bars
94195	4/27/2018	Fisher Scientific	999.64	Lab Supplies
94196	4/27/2018	Florence Winwater Works	25,736.20	Meter Vaults
94197	4/27/2018	Frost Brown Todd LLC	300.00	Professional Services
94198	4/27/2018	Gabel, Richard	158.80	Refund Credit Balance
94199	4/27/2018	Geotechnology Inc.	2,056.88	Professional Consulting
94200	4/27/2018	Glenwood Electric Inc.	1,843.68	Service Call
94201	4/27/2018	Grainger	394.88	Tools for FTTP
94202	4/27/2018	Graybar Electric Co Inc	36.95	Electrical Supplies - Instrumentation
94203	4/27/2018	Hillyard Kentucky	565.61	Janitorial Supplies
94204	4/27/2018	VOID	-	Void
94205	4/27/2018	Ideal Supplies Inc	192.50	Backfill for Holes from Main Breaks
94206	4/27/2018	The Johnson Electric Supply Co.	77.41	Electrical Supplies

**Northern Kentucky Water District  
Operations & Maintenance  
Check Register  
July 1, 2017 through June 30, 2018**

<b>Ck#</b>	<b>Ck Date</b>	<b>Vendor</b>	<b>Ck Amount</b>	<b>Description</b>
94207	4/27/2018	Jolly Plumbing	185.00	Damages
94208	4/27/2018	Kemira Water Solutions, Inc.	5,142.46	Ferric Sulfate
94209	4/27/2018	KOI Enterprises, Inc	340.84	Parts for Fleet Vehicles
94210	4/27/2018	Lincoln National Life Insurance Co.	5,610.62	Life Insurance
94211	4/27/2018	Lippert Joseph M	63.96	Uniforms
94212	4/27/2018	Lowe's	860.32	Maintenance Supplies
94213	4/27/2018	Lykins Oil Company	2,531.88	Diesel Fuel
94214	4/27/2018	Matheson Tri-Gas, Inc.	971.08	Lab Supplies
94215	4/27/2018	McGrath, William D	11.55	Mileage Reimbursement
94216	4/27/2018	Office Depot, Inc.	220.10	Office Supplies
94217	4/27/2018	O'Reilly Auto Parts	49.99	Parts for Fleet Vehicles
94218	4/27/2018	Rawdon Myers Inc	785.00	Parts for Maintenance
94219	4/27/2018	Restek Corporation	356.53	Lab supplies
94220	4/27/2018	R & M Welding Products Inc	268.42	Welding Supplies
94221	4/27/2018	Sanitation District No. 1	3,882.83	Blow off Flushing
94222	4/27/2018	Sanitation District No. 1	2,464.23	Sewer & Storm Water Charges
94223	4/27/2018	Seton Identification	57.21	Pipe Marking - ORPS 2
94224	4/27/2018	Southeastern Equipment Co Inc	1,364.70	Fleet Vehicle Maintenance
94225	4/27/2018	Rodney Sparks	11.68	Reimburse for Materials
94226	4/27/2018	Sumerel Tire Co., Inc., Bob	171.02	Fleet Vehicle Maintenance
94227	4/27/2018	Taylor Brothers Excavating	70.00	Topsoil
94228	4/27/2018	Tri-State Plastics, Inc.	229.44	Tools for Trucks
94229	4/27/2018	Univar USA Inc.	2,789.74	Sodium Hypochlorite
94230	4/27/2018	USALCO	5,928.32	DelPac 2020
94231	4/27/2018	Utility Sales Agency	880.80	Valve Box
94232	4/27/2018	Verizon Wireless	1,805.00	Monthly Charges
94233	4/27/2018	Viking Supply, Inc	1,725.50	Gaskets
94234	4/30/2018	Aker, Octavian	15.59	Refund Deposit
94235	4/30/2018	Allender, Jerry	59.34	Refund Deposit
94236	4/30/2018	Bellis, Mac	28.02	Refund Deposit
94237	4/30/2018	Boardman, Michelle	47.59	Refund Deposit
94238	4/30/2018	Champagne, Amber	43.03	Refund Deposit
94239	4/30/2018	Finnell, Robert	75.55	Refund Deposit
94240	4/30/2018	Gilligan, Kelli	6.53	Refund Deposit
94241	4/30/2018	Hamblin, Karissa	37.25	Refund Deposit
94242	4/30/2018	Harper, Mitzi	22.40	Refund Deposit
94243	4/30/2018	Hensley, Loretta	42.27	Refund Deposit
94244	4/30/2018	Hodge, Ruby	96.35	Refund Deposit
94245	4/30/2018	Humana Dental Ins. Co.	1,073.10	Dental Insurance
94246	4/30/2018	Isaac, Mallory	23.05	Refund Deposit
94247	4/30/2018	Kleem, Kevin	58.57	Refund Deposit
94248	4/30/2018	Mann, Odell	40.50	Refund Deposit
94249	4/30/2018	Martin, David	36.45	Refund Deposit
94250	4/30/2018	Morrison, Maureen	110.01	Refund Deposit
94251	4/30/2018	Nienaber-Chalfant, Josephine	126.72	Refund Deposit
94252	4/30/2018	Pauley, Adam	56.88	Refund Deposit
94253	4/30/2018	Smith, Michelle	65.25	Refund Deposit
94254	4/30/2018	Sutterfield, Jeff	47.76	Refund Deposit
94255	4/30/2018	Wadsworth, Lindsay	126.80	Refund Deposit
94256	4/30/2018	Watt, Chad	46.00	Refund Deposit
94257	4/30/2018	Wolfe, Christopher	87.80	Refund Deposit
94258	4/30/2018	Younger, Ruby	61.56	Refund Deposit
94259	4/30/2018	Kentucky State Treasurer	5,999.27	Employee Withholding
94260	5/1/2018	S. R. Layne Repair LLC	950.00	Fleet Vehicle Maintenance
94261	5/8/2018	American Hydroseeding	59.50	Reimburse Fire Hydrant Deposit
94262	5/8/2018	Arlinghaus Builders, LLC	45.99	Reimburse Fire Hydrant Deposit
94263	5/8/2018	Around the Clock Answering Service	473.50	Answering Service
94264	5/8/2018	B C Engineering Co	329.10	Repair Kits for Maintenance
94265	5/8/2018	Becknell-Coghill Inc	25,380.00	New Services for March
94266	5/8/2018	BestOne, Tire & Service of Mid America, Inc.	1,485.62	Fleet Vehicle Maintenance
94267	5/8/2018	Bray Trucking Inc.	3,062.88	Aggregate
94268	5/8/2018	Butler Lawn Care & Landscaping	2,745.03	Lawn care
94269	5/8/2018	Calgon Carbon Corporation	307.31	Sensors
94270	5/8/2018	Carrera Construction	45.99	Refund Fire Hydrant Deposit
94271	5/8/2018	Carrroll, John or Bertha	1,376.32	Damages
94272	5/8/2018	C Banks Properties	320.54	Refund Credit Balance
94273	5/8/2018	CE Power Solutions, LLC	2,000.00	Maintenance Rental
94274	5/8/2018	Chase Environmental Group	105.00	Lab Tests

**Northern Kentucky Water District  
Operations & Maintenance  
Check Register  
July 1, 2017 through June 30, 2018**

<b>Ck#</b>	<b>Ck Date</b>	<b>Vendor</b>	<b>Ck Amount</b>	<b>Description</b>
94275	5/8/2018	Cincinnati Bell	1,557.28	Telephone Service
94276	5/8/2018	Cincinnati Bell	65.08	Long Distance Telephone
94277	5/8/2018	Cornerstone Controls, Inc.	134.78	Maintenance Supplies
94278	5/8/2018	Core & Main	3,045.50	Service Saddles
94279	5/8/2018	Cottingham True Value	44.99	Tools for Trucks
94280	5/8/2018	Crescent Springs Hardware	493.41	Repair to Equipment
94281	5/8/2018	Crowley, Michele	77.98	Refund Credit Balance
94282	5/8/2018	Dad's Bobcat Services, LLC	3,690.00	Restoration
94283	5/8/2018	Duke Energy	32,745.56	Gas & Electric Charges for Various NKWD Locations
94284	5/8/2018	EyeMed	1,240.10	Vision Insurance
94285	5/8/2018	Fastenal Company	20.17	Parts for Maintenance
94286	5/8/2018	Federal Express	99.41	Transportation Expense
94287	5/8/2018	Fifth Third Bank-Visa	6,025.04	Visa Purchases for April
94288	5/8/2018	Fisher Scientific	208.51	Lab Supplies
94289	5/8/2018	Florence Winwater Works	1,781.19	Meter Yokes
94290	5/8/2018	Gastright, Chris	2,572.96	Refund Credit Balance
94291	5/8/2018	Glass, Steve	11.08	Training Refund
94292	5/8/2018	Grainger	631.16	Maintenance Supplies
94293	5/8/2018	Graybar Electric Co Inc	467.08	Parts for Maintenance
94294	5/8/2018	Greko Supply Company	375.85	Janitorial Supplies
94295	5/8/2018	Hach Company	1,279.17	Supplies for Operators
94296	5/8/2018	Hall's Paving & Sealing, Inc.	9,454.59	Asphalt Restoration due to Main Breaks
94297	5/8/2018	Ideal Supplies Inc	7,495.00	Low Strength Fill
94298	5/8/2018	Industrial Wire Rope Supply Co Inc	702.84	Safety Supplies
94299	5/8/2018	Johnson Electric Supply Co., The	339.62	Electric Supplies
94300	5/8/2018	Kemira Water Solutions, Inc.	5,239.85	Ferric Sulfate
94301	5/8/2018	Literature Fulfillment Services	10,814.09	Printing of Bills & Notices
94302	5/8/2018	Lowe's	965.81	Supplies for CF & Distribution
94303	5/8/2018	Lucas Pools	76.97	Fire Hydrant Deposit Refund
94304	5/8/2018	Mailender Inc.	974.00	Office & Janitorial Supplies
94305	5/8/2018	Mark's Garage	1,350.89	Fleet Vehicle Maintenance
94306	5/8/2018	Matheson Tri-Gas, Inc.	662.48	Lab Supplies
94307	5/8/2018	Mattingly, Alex	149.88	Mileage Reimbursement
94308	5/8/2018	Minuteman/Design Press	1,074.00	Paper Stock
94309	5/8/2018	Murphy, Michael	135.19	Refund Deposit
94310	5/8/2018	NetGain Technologies	100.00	Service Call
94311	5/8/2018	OFFICETEAM, Specialized Admin. Staffing	3,049.62	Temporary Service in Customer Service
94312	5/8/2018	Office Depot, Inc.	209.56	Office Supplies
94313	5/8/2018	Ohio Valley Gasket	312.51	Parts for Maintenance
94314	5/8/2018	Orr Safety Corporation	678.08	Safety Supplies
94315	5/8/2018	Owen Electric Cooperative Inc	200.99	Electric Charges
94316	5/8/2018	Pension Corporation of America	4,924.92	Flex Spending for May
94317	5/8/2018	Pinkham, Lohri	31.03	Refund Fire Hydrant Deposit
94318	5/8/2018	Pitney Bowes Inc.	3,000.00	Postage Refill
94319	5/8/2018	Planning & Development Service of Kenton County	25,000.00	GIS - Kenton Co.
94320	5/8/2018	Raynmaster Lawn Sprinklers	614.00	Service Call
94321	5/8/2018	Res/Comm Security Systems Inc.	270.00	Central Station Monitoring
94322	5/8/2018	Richie Trucking	1,625.00	Monthly Dumping Fee
94323	5/8/2018	R & M Fence & Construction	2,350.00	Gate Repair - TMTP
94324	5/8/2018	R & M Welding Products Inc	484.25	Cylinder Safety Caps
94325	5/8/2018	RUMPKE	558.82	Monthly Charges
94326	5/8/2018	Safeguard Business Systems	233.58	Checks
94327	5/8/2018	SafetyWear	393.83	Safety Glasses
94328	5/8/2018	Sanitation District No. 1	15.62	Stormwater Charges
94329	5/8/2018	Jeff Schuchter	250.10	Travel Reimbursement - KSPE Convention
94330	5/8/2018	Security Fence Group, Inc.	268.00	Gate Repair - CF
94331	5/8/2018	Skillpath Seminars	349.00	All Access membership
94332	5/8/2018	Sumerel Tire Co., Inc., Bob	204.07	Fleet Vehicle Maintenance
94333	5/8/2018	SWS Environmental	215.20	Refund Fire Hydrant Deposit
94334	5/8/2018	Time Warner Cable	248.18	Monthly Charges
94335	5/8/2018	USALCO	5,989.68	DelPac 2020
94336	5/8/2018	Valor LLC	258.59	Parts for Pumping
94337	5/8/2018	Waste Resource Management Inc.	4,617.92	Disposal of Residual Solids
94338	5/8/2018	Wex Bank	14,820.83	Gas Purchases
94339	5/8/2018	Wildman Corporate Apparel	87.96	Uniforms
94340	5/8/2018	Kentucky State Treasurer	5,999.27	Employee Withholding
94341	5/14/2018	Absolute Standards Inc.	415.00	Lab Supplies
94342	5/14/2018	ACE Exterminating Co. / Dawn	147.00	Service call



**Northern Kentucky Water District  
Operations & Maintenance  
Check Register  
July 1, 2017 through June 30, 2018**

<b>Ck#</b>	<b>Ck Date</b>	<b>Vendor</b>	<b>Ck Amount</b>	<b>Description</b>
94343	5/14/2018	Ace-Tex Enterprises, Inc.	394.45	Shop Rags
94344	5/14/2018	Arts Rental Equipment & Supply	2,777.00	Skid Steer & Loader Rental
94345	5/14/2018	Badger Meter, Inc	63.00	Monthly Charges
94346	5/14/2018	BestOne, Tire & Service of Mid America, Inc.	389.44	Fleet Vehicle Maintenance
94347	5/14/2018	Best Way Disposal	684.55	Monthly Charges
94348	5/14/2018	Blue Chip Express & Courier Service	220.00	BB&T Courier
94349	5/14/2018	Boone-Kenton Lumber Supply Co.	1,555.72	Lumber
94350	5/14/2018	Bray Trucking Inc.	2,759.18	Aggregate Materials
94351	5/14/2018	Bray Truck & Parts	2,042.64	Fleet Vehicle Maintenance
94352	5/14/2018	Carlisle, Tom	142.60	Refund New Service
94353	5/14/2018	CBT Company	1,242.00	Memory Card for PLC
94354	5/14/2018	Chemrite, Inc.	14,881.05	Potassium Permanganate
94355	5/14/2018	Cincinnati Bell	10,373.16	Telephone Service
94356	5/14/2018	Cincinnati Bell	647.78	Facility Access Charges
94357	5/14/2018	Cintas #315	2,003.63	Facility Supplies
94358	5/14/2018	Consolidated Pipe & Supply Co Inc.	418.75	Valve Boxes
94359	5/14/2018	Core & Main	996.25	Angle Valves
94360	5/14/2018	Crescent Springs Hardware	110.64	Water Pump Parts
94361	5/14/2018	CSX Transportation Inc.	507.96	Right of Way Access
94362	5/14/2018	Duke Energy	48,850.50	Gas & Electric for Various NKWD Locations
94363	5/14/2018	Dupont Inc	225.00	Damages
94364	5/14/2018	Enquirer Media	1,567.45	Advertisements
94365	5/14/2018	Environmental Resource Assoc	133.83	Lab Supplies
94366	5/14/2018	Environmental Laboratories, Inc.	65.00	Lab Supplies
94367	5/14/2018	Fedders Feed Co., J. H.	3.35	Seed and Straw for Restoration
94368	5/14/2018	Flaig Welding Co Inc	360.00	Welding Service
94369	5/14/2018	Florence Winwater Works	1,881.06	Hydrant Parts
94370	5/14/2018	Fortiline, Inc.	2,158.00	Air Release Valves
94371	5/14/2018	Glenwood Elec Inc.	1,651.23	Service Call- FTTP Filter Building
94372	5/14/2018	Grainger	385.77	Parts for Maintenance
94373	5/14/2018	Graybar Electric Co Inc	357.45	Parts for Maintenance
94374	5/14/2018	Greater Comfort Heating & Air	2,290.00	Preventative Maintenance
94375	5/14/2018	Hach Company	752.39	Operator Supplies
94376	5/14/2018	Hall's Paving & Sealing, Inc.	3,732.85	Asphalt Restoration due to Maintenance of Mains
94377	5/14/2018	Hydraflo, Inc.	789.80	Parts for Hydraflo
94378	5/14/2018	Hydro Controls, Inc.	608.68	Seal Kit
94379	5/14/2018	Ideal Supplies Inc	3,048.05	Low Strength Fill
94380	5/14/2018	Janell Inc.	75.89	Restoration Supplies
94381	5/14/2018	J K Meurer Corp.	55,076.25	Milling & Paving Restoration
94382	5/14/2018	Johnson Electric Supply Co., The	200.19	Electric charges
94383	5/14/2018	Kens Crescent Springs Service	375.00	Towing
94384	5/14/2018	KOI Enterprises, Inc	105.80	Fleet Supplies
94385	5/14/2018	Lincoln National Life Insurance Co.	841.78	Life insurance
94386	5/14/2018	Lowe's	328.58	Operator Supplies
94387	5/14/2018	Lykins Oil Company	2,781.65	Diesel Fuel
94388	5/14/2018	Mailender Inc.	151.41	Kitchen & Janitorial Supplies
94389	5/14/2018	Minuteman/Design Press	535.00	Door Hangers
94390	5/14/2018	Mobilcomm Inc.	963.00	Scada Radio Antenna Tower Rent
94391	5/14/2018	Moor, Johnathan	257.07	Mileage Reimbursement
94392	5/14/2018	Northern KY Baptist Church	7,000.00	Damages
94393	5/14/2018	OFFICETEAM, Specialized Admin. Staffing	1,414.19	Temporary Service in Customer Service
94394	5/14/2018	Office Depot, Inc.	60.29	Office Supplies
94395	5/14/2018	Owen Electric Cooperative Inc	15,704.37	Electric Charges
94396	5/14/2018	Paymentus Group, Inc.	18,363.87	Payment Transaction Fees
94397	5/14/2018	Phenova	84.65	Lab Supplies
94398	5/14/2018	Pilot Lumber	57.38	Restoration Materials
94399	5/14/2018	Plant Trolley, Inc., The	177.12	Monthly Charges
94400	5/14/2018	Pollard Water	1,514.75	Tube Cutters, Pulling Grips
94401	5/14/2018	Randy's Rugged Wear	769.99	Safety Shoes
94402	5/14/2018	RNK Environmental Inc	350.00	Pickup & Disposal of Waste
94403	5/14/2018	RUMPKE	863.90	Monthly Charges
94404	5/14/2018	Sanitation District No. 1	724.19	Sewer & Stormwater Charges
94405	5/14/2018	Silver Grove Motors, Inc.	150.00	Towing
94406	5/14/2018	Southern States	289.21	Restoration Supplies
94407	5/14/2018	Staples Advantage	181.36	Office Supplies
94408	5/14/2018	Sumerel Tire Co., Inc., Bob	661.12	Fleet Vehicle Maintenance
94409	5/14/2018	Taylor Brothers Excavating	130.00	Topsoil for Restoration
94410	5/14/2018	Travelers	2,725.00	Deductible for Damages

**Northern Kentucky Water District  
Operations & Maintenance  
Check Register  
July 1, 2017 through June 30, 2018**

<b>Ck#</b>	<b>Ck Date</b>	<b>Vendor</b>	<b>Ck Amount</b>	<b>Description</b>
94411	5/14/2018	Tremco/Weatherproofing	3,600.00	Service Call
94412	5/14/2018	Univar USA Inc.	2,779.25	Sodium Hypochlorite
94413	5/14/2018	United Window Cleaning Co., Inc.	40.00	Facility Maintenance
94414	5/14/2018	USA Bluebook	199.88	Curb Box Keys
94415	5/14/2018	USALCO	4,875.76	DelPac 2020
94416	5/14/2018	VAG USA LLC	422.64	Valve Solenoid
94417	5/14/2018	Verizon Wireless	150.10	Monthly Charges
94418	5/14/2018	Vertical Systems Elevator	369.63	Routine Maintenance
94419	5/14/2018	Viking Supply, Inc	345.00	Parts for Maintenance
94420	5/14/2018	Vivial	630.80	Monthly Charges
94421	5/14/2018	Vogelpohl Fire Equipment, Inc.	185.22	Fire Hydrant Supplies
94422	5/14/2018	Wendling Printing Company	443.00	Water Quality Report
94423	5/14/2018	Wildman Corporate Apparel	247.89	Uniforms
94424	5/14/2018	Kentucky State Treasurer	6,369.27	Employee Withholding
94425	5/21/2018	Accelerated Technology Lab Inc	13,219.35	Annual Maintenance Renewal
94426	5/21/2018	Arts Rental Equipment & Supply	31.95	Meter Shop Supplies
94427	5/21/2018	AWWA Research Foundation	25,908.53	Annual Utility Membership
94428	5/21/2018	BissNuss Inc	172.00	Pumping Parts
94429	5/21/2018	Bray Truck & Parts	453.30	Fleet Vehicle Supplies
94430	5/21/2018	Brighton Truck Service	1,223.82	Fleet Vehicle Maintenance
94431	5/21/2018	Bryant, Chris	1,835.00	Tuition Reimbursement
94432	5/21/2018	Bud's J & M Service	1,211.32	Fleet Vehicle Maintenance
94433	5/21/2018	CDW Government Inc.	1,752.90	Computer Supplies
94434	5/21/2018	Cincinnati Bell	1,159.24	Telephone Service
94435	5/21/2018	VOID	-	Void
94436	5/21/2018	Core & Main	957.31	Corporation Swivels
94437	5/21/2018	Crescent Springs Hardware	5.50	Parts for Maintenance
94438	5/21/2018	Duke Energy	83,434.17	Gas & Electric for Various NKWD Locations
94439	5/21/2018	Dun & Bradstreet Credibility Corp.	1,099.00	Credit Builder
94440	5/21/2018	EST Analytical	1,130.00	Annual Maintenance Renewal
94441	5/21/2018	Federal Express	81.68	Transportation Charges
94442	5/21/2018	Ferguson Waterworks	316.80	Couplings
94443	5/21/2018	Flashlight Outlet	524.94	Safety Supplies
94444	5/21/2018	Florence Winwater Works	3,744.00	Meter Boxes
94445	5/21/2018	Graybar Electric Co Inc	964.50	Supplies for Maintenance
94446	5/21/2018	Hach Company	1,677.64	Reagent Sets
94447	5/21/2018	Human Resource Profile Inc	50.00	Background check
94448	5/21/2018	Ideal Supplies Inc	3,223.75	Low Strength Fill
94449	5/21/2018	Kaman Fluid Power	1,025.97	Parts for Maintenance
94450	5/21/2018	Kemira Water Solutions, Inc.	5,239.85	Ferric Sulfate
94451	5/21/2018	King, Robert	108.44	Refund Credit Balance
94452	5/21/2018	Lincoln National Life Insurance Co.	5,632.14	Life Insurance
94453	5/21/2018	Lowe's	363.42	Supplies for FTTP
94454	5/21/2018	Lucity, Inc	4,936.60	Strategic Work Management Assessment
94455	5/21/2018	Microsoft	204.40	Service Call
94456	5/21/2018	Minuteman/Design Press	378.00	Business Cards
94457	5/21/2018	Mine Safety Appliances Co. LLC	479.72	02 Sensor for FTTP GAC
94458	5/21/2018	Municipal Attorneys Assoc. of KY	100.00	Membership Fee
94459	5/21/2018	NKCCMA	120.00	Salary Survey
94460	5/21/2018	OFFICETEAM, Specialized Admin. Staffing	708.23	Temporary Service in Customer Service
94461	5/21/2018	Office Depot, Inc.	330.00	Office Supplies
94462	5/21/2018	Prudential Financial	3,146.18	Life Insurance
94463	5/21/2018	Randy's Rugged Wear	2,783.51	Safety Shoes
94464	5/21/2018	Sanitation District No. 1	4,385.36	Sanitation - Stormwater Charges
94465	5/21/2018	Jeff Schuchter	61.04	Mileage Reimbursement
94466	5/21/2018	St. Elizabeth Business Health	1,107.00	Clinical Services
94467	5/21/2018	Straight Edge Construction LLC	3,800.00	Concrete Restoration
94468	5/21/2018	Sumerel Tire Co., Inc., Bob	1,287.68	Fleet Vehicle Maintenance
94469	5/21/2018	Supply Post Business Products	38.97	Office Supplies
94470	5/21/2018	Temco Inc.	620.27	Maintenance Supplies
94471	5/21/2018	Test Gauge & Backflow Supply	2,652.00	Registration for Backflow Certification
94472	5/21/2018	Univar USA Inc.	2,862.95	Sodium Hypochlorite
94473	5/21/2018	United Healthcare Insurance	270,874.67	Health Insurance
94474	5/21/2018	US Bank Equipment Finance	1,708.56	Lease on Copiers
94475	5/21/2018	Valor LLC	72.01	Maintenance supplies
94476	5/21/2018	Verizon Wireless	8,218.67	Monthly Charges
94477	5/21/2018	Viking Supply, Inc	1,700.00	Valve Box Rings
94478	5/21/2018	Wildman Corporate Apparel	96.40	Uniforms

**Northern Kentucky Water District  
Operations & Maintenance  
Check Register  
July 1, 2017 through June 30, 2018**

<b>Ck#</b>	<b>Ck Date</b>	<b>Vendor</b>	<b>Ck Amount</b>	<b>Description</b>
94479	5/21/2018	Kentucky State Treasurer	6,289.27	Employee Withholding
94480	5/21/2018	Flynn, Michael	52.00	CDL Reimbursement
94481	5/29/2018	Abraxis, LLC	2,125.00	Lab Supplies
94482	5/29/2018	ADS Environmental Services	700.00	Emergency Leak Detection
94483	5/29/2018	AMTEC	400.00	Professional Services
94484	5/29/2018	Arts Rental Equipment & Supply	251.01	Tools for Trucks
94485	5/29/2018	A T R Distributing Co. Inc.	6,000.00	Training - N. Hodges & D. Brinkman
94486	5/29/2018	Battery Neighbor LLC	345.60	Batteries
94487	5/29/2018	Behrens, Nick	1,501.42	Tuition Reimbursement
94488	5/29/2018	Bullitt Co. Belting & Supply	1,180.90	Rollers for FTTP Sludge Conveyor
94489	5/29/2018	Buttermilk Enterprises	750.00	Refund New Service
94490	5/29/2018	Chu, Johnny	728.13	Refund credit balance
94491	5/29/2018	Cincinnati Bell	1,805.60	Telephone Service
94492	5/29/2018	Cincinnati Bell	3,082.98	Monthly VOIP
94493	5/29/2018	Clark, Jacob	26.00	Reimburse CDL License
94494	5/29/2018	Clear Edge Filtration	2,049.47	Replacement Belts for FTTP Sludge
94495	5/29/2018	Core & Main	19,264.46	Service Saddles, Couplings
94496	5/29/2018	Crane 1 Services, Inc.	1,871.00	Service Call
94497	5/29/2018	Crescent Springs Hardware	62.23	Supplies for Distribution
94498	5/29/2018	Deangelis, Jamie	725.01	Refund Credit balance
94499	5/29/2018	G. Dixon & Associates Inc.	14,800.00	Topsoil Restoration due to Maintenance of Mains
94500	5/29/2018	Dons Garage Inc	1,956.41	Fleet Vehicle Maintenance
94501	5/29/2018	Duke Energy	23,288.92	Gas & Electric Charges
94502	5/29/2018	Environmental Laboratories, Inc.	50.00	Lab supplies
94503	5/29/2018	Fastenal Company	1,519.89	Assorted Hardware
94504	5/29/2018	Federal Express	53.52	Transportation Charges
94505	5/29/2018	Fisher Scientific	3,657.03	Lab Supplies
94506	5/29/2018	Gannett Fleming Companies, Inc.	6,160.00	Rate Consultants
94507	5/29/2018	Glenwood Elec Inc.	1,138.25	Service to Independence Water Tower
94508	5/29/2018	Greater Comfort Heating & Air	600.00	Preventative Maintenance
94509	5/29/2018	Hach Company	161.58	Operator Supplies
94510	5/29/2018	Hall's Paving & Sealing, Inc.	2,723.40	Asphalt Restoration due to Maintenance of Mains
94511	5/29/2018	Humana Dental Ins. Co.	1,058.40	Dental Insurance
94512	5/29/2018	Ideal Supplies Inc	5,052.25	Low Strength Fill
94513	5/29/2018	IDEXX Distribution, Inc.	935.59	Lab Supplies
94514	5/29/2018	Johnson Electric Supply Co., The	69.04	Electrical Supplies
94515	5/29/2018	KOI Enterprises, Inc	256.08	Supplies for Fleet Vehicles
94516	5/29/2018	Lincoln National Life Insurance Co.	879.38	Life Insurance
94517	5/29/2018	Lowe's	8.04	Tools for Maintenance
94518	5/29/2018	Lykins Oil Company	2,395.02	Diesel fuel
94519	5/29/2018	Mailender Inc.	277.36	Office Supplies
94520	5/29/2018	Minuteman/Design Press	670.00	Paper Stock
94521	5/29/2018	OFFICETEAM, Specialized Admin. Staffing	798.00	Temporary Service in Customer Service
94522	5/29/2018	Office Depot, Inc.	486.30	Office Supplies
94523	5/29/2018	Orr Safety Corporation	192.25	Safety Supplies
94524	5/29/2018	Owen Electric Cooperative Inc	172.17	Electric Charges
94525	5/29/2018	Provident Life & Accident Ins.	577.75	Disability Insurance
94526	5/29/2018	Richie Trucking	1,625.00	Monthly Dumping
94527	5/29/2018	R & M Welding Products Inc	746.76	Welding Supplies
94528	5/29/2018	Sanitation District No. 1	31.75	Sewer & StormWater Charges
94529	5/29/2018	Shannon Chemical Corporation	13,400.32	Chemicals
94530	5/29/2018	Silco Fire Protection Co	395.00	Service Call
94531	5/29/2018	Simpson, Lori	6.63	Training
94532	5/29/2018	Simon, Chad	52.00	CDL License
94533	5/29/2018	Skyline Development	1,100.00	Refund New Service Fee
94534	5/29/2018	Taylor Brothers Excavating	30.00	Topsoil Restoration
94535	5/29/2018	Temco Inc.	620.27	Maintenance Supplies
94536	5/29/2018	Time Warner Cable	125.00	Monthly Charges
94537	5/29/2018	Univar USA Inc.	2,784.19	Sodium Hypochlorite
94538	5/29/2018	USA Bluebook	805.79	Operator Supplies
94539	5/29/2018	USALCO	5,904.72	DelPac 2020
94540	5/29/2018	Viking Supply, Inc	5,116.75	Repair Clamps, Couplings
94541	5/29/2018	Waste Resource Management Inc.	4,932.16	Sludge Removal
94542	5/29/2018	White, Kevin	480.96	Credit Refund
94543	5/29/2018	Wilder Winnelson	353.33	Tools for Maintenance
94544	5/29/2018	Wildman Corporate Apparel	332.19	Uniforms
94545	5/29/2018	Kentucky State Treasurer	6,309.27	Employee Withholding
94546	5/29/2018	Project Resources Group, Inc.	807.01	Damages Claim

**Northern Kentucky Water District  
Operations & Maintenance  
Check Register  
July 1, 2017 through June 30, 2018**

<b>Ck#</b>	<b>Ck Date</b>	<b>Vendor</b>	<b>Ck Amount</b>	<b>Description</b>
94547	5/29/2018	Lord, Marilyn	75.00	Damages Claim
94548	6/4/2018	Kentucky State Treasurer	6,309.27	Employee Withholding
94549	6/5/2018	AE Door & Window Sales	8,946.00	Replace Doors
94550	6/5/2018	Anderson, James	74.82	Refund Deposit
94551	6/5/2018	A & S Electric Supply, Inc.	300.54	Electrical Supplies
94552	6/5/2018	Bay, Tabbatha	2.06	Refund Deposit
94553	6/5/2018	Beck, Eric	127.35	Refund Deposit
94554	6/5/2018	BestOne, Tire & Service of Mid America, Inc.	1,372.20	Fleet Vehicle Maintenance
94555	6/5/2018	Birindelli, Jay	11.76	Refund Deposit
94556	6/5/2018	BL Anderson Co. Inc.	2,689.63	Replacement Parts FTTP Sodium Hypo
94557	6/5/2018	Bray Trucking Inc.	3,294.49	Topsoil
94558	6/5/2018	Brown, Mark	170.22	Refund Credit Balance
94559	6/5/2018	Buckeye Power Sales Co., Inc	2,522.00	Generator Service
94560	6/5/2018	Burnett, Tom	90.42	Refund Deposit
94561	6/5/2018	CDW Government Inc.	1,022.74	Computer Supplies
94562	6/5/2018	CE Power Solutions, LLC	1,000.00	Monthly Rental
94563	6/5/2018	Cincinnati Bell	528.38	Telephone Service
94564	6/5/2018	Cincinnati Bell	648.02	Facility Access Service
94565	6/5/2018	Cincinnati Bell	65.12	Long Distance
94566	6/5/2018	Cloud, B	92.50	Refund Deposit
94567	6/5/2018	Concrete Coring Inc	250.00	Concrete Drilling
94568	6/5/2018	Core & Main	17,527.60	Service Saddles
94569	6/5/2018	Cottingham True Value	68.93	Parts for Maintenance
94570	6/5/2018	Cotton, Zach	78.47	Refund Deposit
94571	6/5/2018	Crescent Springs Hardware	59.98	Tools for Trucks
94572	6/5/2018	Cross, Sarah	87.49	Refund Deposit
94573	6/5/2018	Data Strategy	1,962.65	Maintenance Renewal
94574	6/5/2018	Dockery, Shannon	51.09	Refund Deposit
94575	6/5/2018	Dons Garage Inc	2,850.35	Fleet Vehicle Maintenance
94576	6/5/2018	Duke Energy	25,790.15	Gas & Electric Charges
94577	6/5/2018	Edmonson, Carl	23.04	Refund Deposit
94578	6/5/2018	Fastenal Company	600.39	Assorted hardware
94579	6/5/2018	Federal Express	61.55	Transportation Charges
94580	6/5/2018	Fisher Scientific	26.81	Lab Supplies
94581	6/5/2018	Florence Winwater Works	185.34	Die Sets
94582	6/5/2018	Fogelman, Paula	57.29	Refund Deposit
94583	6/5/2018	Fortiline, Inc.	152.00	Valves
94584	6/5/2018	Gossett, Tiffany	6.73	Refund Deposit
94585	6/5/2018	Grainger	389.80	Tools for Trucks
94586	6/5/2018	Graybar Electric Co Inc	41.00	Parts for Maintenance
94587	6/5/2018	Greko Supply Company	448.00	Janitorial Supplies
94588	6/5/2018	Hall's Paving & Sealing, Inc.	3,809.60	Asphalt Restoration due to Maintenance of Mains
94589	6/5/2018	Hermann, Daniel	13.41	Refund Deposit
94590	6/5/2018	Heritage Bank	845.50	Visa Purchases for May
94591	6/5/2018	Hillyard Kentucky	560.60	Janitorial Supplies
94592	6/5/2018	Hill, Dallas	48.18	Refund Deposit
94593	6/5/2018	Hodges, Nathan	2,767.90	Tuition Reimbursement
94594	6/5/2018	IDEXX Distribution, Inc.	3,613.73	Lab Supplies
94595	6/5/2018	Johnson Electric Supply Co., The	35.00	Maintenance Supplies
94596	6/5/2018	VOID	-	Void
94597	6/5/2018	Kampsen, Stacey	113.36	Mileage Reimbursement
94598	6/5/2018	Kemira Water Solutions, Inc.	5,317.77	Ferric Sulfate
94599	6/5/2018	Klein, Ben	64.61	Refund Deposit
94600	6/5/2018	Lowe's	126.81	Tools for Trucks
94601	6/5/2018	Lunsford Custom Homes	750.00	Refund New Service
94602	6/5/2018	Ly Lo	7.07	Refund Deposit
94603	6/5/2018	Mailender Inc.	103.71	Safety Supplies
94604	6/5/2018	Mitchusson, Tim	104.04	Refund Deposit
94605	6/5/2018	Neimeister, Tara	16.19	Refund Deposit
94606	6/5/2018	OFFICETEAM, Specialized Admin. Staffing	798.00	Temporary Service in Customer Service
94607	6/5/2018	Office Depot, Inc.	61.78	Office Supplies
94608	6/5/2018	Ohio Valley Gasket	2,112.02	Gaskets
94609	6/5/2018	Owen Electric Cooperative Inc	32.69	Electric Charges
94610	6/5/2018	Colleen Medert-Petty Cash	109.74	Petty Cash
94611	6/5/2018	Piercefield, Ramona	89.66	Refund Deposit
94612	6/5/2018	Plant Trolley, Inc., The	177.12	Monthly Charges
94613	6/5/2018	Poole, Denzel	50.33	Refund Deposit
94614	6/5/2018	Sanitation District No. 1	15.62	Sewer & Stormwater Charges

**Northern Kentucky Water District  
Operations & Maintenance  
Check Register  
July 1, 2017 through June 30, 2018**

<b>Ck#</b>	<b>Ck Date</b>	<b>Vendor</b>	<b>Ck Amount</b>	<b>Description</b>
94615	6/5/2018	Schlothauer, David or Nancy	575.00	Damages
94616	6/5/2018	Simpson, Lori	164.59	Mileage Reimbursement
94617	6/5/2018	Southern States	93.06	Seed & Straw
94618	6/5/2018	Sumerel Tire Co., Inc., Bob	1,301.72	Fleet Vehicle Maintenance
94619	6/5/2018	Thermo Electron NA LLC	7,078.67	Annual Maintenance
94620	6/5/2018	Tri-State Plastics, Inc.	132.00	Gaskets
94621	6/5/2018	Univar USA Inc.	12,052.38	Sodium Hypochlorite
94622	6/5/2018	Verizon Wireless	1,805.00	Monthly Charges
94623	6/5/2018	Wildman Corporate Apparel	59.96	Uniforms
94624	6/5/2018	Wilmink, Krista	57.70	Refund Deposit
94625	6/12/2018	Kentucky State Treasurer	6,279.27	Employee Withholding
94626	6/12/2018	Around the Clock Answering Service	493.50	Answering Service
94627	6/12/2018	Arts Rental Equipment & Supply	52.29	Tools for Trucks
94628	6/12/2018	A & S Electric Supply, Inc.	54.00	Electrical Supplies
94629	6/12/2018	Badger Daylighting Corp.	1,630.00	Hydrovac Excavation
94630	6/12/2018	Badger Meter, Inc	69.00	Monthly Charges
94631	6/12/2018	Blood Hound, Inc	300.00	Locating Services
94632	6/12/2018	Bonded Lock Service LLC	216.36	Security Supplies
94633	6/12/2018	George E. Booth, Inc.	606.91	Parts for Maintenance
94634	6/12/2018	Bray Trucking Inc.	4,335.41	Aggregate material
94635	6/12/2018	Bray Truck & Parts	1,053.64	Fleet Vehicle Maintenance
94636	6/12/2018	Buckeye Power Sales Co., Inc	2,312.58	Service call
94637	6/12/2018	Bullitt Co. Belting & Supply	326.74	Parts for Maintenance
94638	6/12/2018	Butler Lawn Care & Landscaping	5,020.00	Lawn care
94639	6/12/2018	CBTS	167.00	Phone Supplies
94640	6/12/2018	CDW Government Inc.	57.45	Computer Supplies
94641	6/12/2018	Cincinnati Bell	1,718.70	Telephone Service
94642	6/12/2018	Cintas #315	3,313.32	Facility Supplies
94643	6/12/2018	Cobalt Civil	653.80	Refund Fire Hydrant Deposit
94644	6/12/2018	Core & Main	9,108.36	Service Saddles
94645	6/12/2018	Correlated Products, Inc.	542.96	Parts for Maintenance
94646	6/12/2018	CPI International	153.00	Lab Supplies
94647	6/12/2018	Crescent Springs Hardware	160.37	Tools for Trucks
94648	6/12/2018	DeBra-Kuempel	653.60	Service Call
94649	6/12/2018	Dennison, Deanna	35.21	Refund Fire Hydrant Deposit
94650	6/12/2018	Document Destruction	140.00	Document Shredding
94651	6/12/2018	Dons Garage Inc	468.92	Fleet Vehicle Maintenance
94652	6/12/2018	DreamWorld Printing	293.00	Supplies for Tapping Team
94653	6/12/2018	Duke Energy	47,511.69	Gas & Electric for Various NKWD Locations
94654	6/12/2018	Employers Resource Association	350.00	Professional Services
94655	6/12/2018	Environmental Resource Assoc	267.78	Lab Supplies
94656	6/12/2018	Evans Landscaping	448.39	Refund Fire Hydrant Deposit
94657	6/12/2018	EyeMed	1,247.46	Vision Insurance for June
94658	6/12/2018	Fastenal Company	116.33	Tools for Trucks
94659	6/12/2018	Ferguson Waterworks	5,283.18	Valve Boxes
94660	6/12/2018	Fifth Third Bank-Visa	1,980.97	Monthly Visa Purchases
94661	6/12/2018	Fisher Scientific	1,686.28	Lab Supplies
94662	6/12/2018	Florence Winwater Works	22,237.76	Corporation Stops, Valves
94663	6/12/2018	Flynn, Jason	750.00	Refund New Service Install
94664	6/12/2018	Fortiline, Inc.	285.00	Valves
94665	6/12/2018	Geo Science Consultants	220.00	Refund Fire Hydrant Rental
94666	6/12/2018	Goettle, Richard	499.62	Refund Fire Hydrant Rental
94667	6/12/2018	Grainger	48.96	Tools for Trucks
94668	6/12/2018	Graybar Electric Co Inc	247.06	Parts for Maintenance
94669	6/12/2018	Greater Comfort Heating & Air	525.00	Service Call
94670	6/12/2018	Hach Company	627.89	Lab Supplies
94671	6/12/2018	Hall's Paving & Sealing, Inc.	5,875.63	Asphalt Restoration due to Maintenance of Mains
94672	6/12/2018	Harrington Industrial Plastics	28.08	Maintenance Supplies
94673	6/12/2018	Ideal Supplies Inc	3,475.75	Low Strength Fill
94674	6/12/2018	Janell Inc.	133.90	Concrete Supplies
94675	6/12/2018	Johnson Electric Supply Co., The	160.13	Electrical Supplies
94676	6/12/2018	Kelly, Keith	1,523.50	Damages
94677	6/12/2018	KEMI	12,809.35	Premium Installment
94678	6/12/2018	Klingenberg's - Covington	39.92	Maintenance Supplies
94679	6/12/2018	Krallman, Phil	113.80	Refund Fire Hydrant Deposit
94680	6/12/2018	Kucharski, Sarah	211.48	Refund Credit Balance
94681	6/12/2018	Len Riegler Blacktop, Inc.	187.86	Refund Fire Hydrant Deposit
94682	6/12/2018	LexisNexis	95.00	Monthly Charges

**Northern Kentucky Water District  
Operations & Maintenance  
Check Register  
July 1, 2017 through June 30, 2018**

<b>Ck#</b>	<b>Ck Date</b>	<b>Vendor</b>	<b>Ck Amount</b>	<b>Description</b>
94683	6/12/2018	Literature Fulfillment Services	14,038.56	Mailing of Bills/Notices
94684	6/12/2018	Lonkard Construction	291.83	Refund Fire Hydrant Deposit
94685	6/12/2018	Lowe's	866.49	Parts for Maintenance
94686	6/12/2018	Lykins Oil Company	7,803.78	Diesel Fuel
94687	6/12/2018	Mainstrasse Village Assoc.	191.19	Refund Fire Hydrant Deposit
94688	6/12/2018	Mark's Garage	262.91	Fleet Vehicle Maintenance
94689	6/12/2018	Matheson Tri-Gas, Inc.	904.09	Lab Supplies
94690	6/12/2018	Mattingly, Alex	387.84	Mileage Reimbursement
94691	6/12/2018	Meyers, Tracy	171.98	Refund Fire Hydrant
94692	6/12/2018	Miller Pipeline	260.39	Refund Fire Hydrant
94693	6/12/2018	Mobilcomm Inc.	963.00	Scada Radio Antenna Rental
94694	6/12/2018	No Ky Chamber of Commerce	30.00	Member Meeting
94695	6/12/2018	Office Depot, Inc.	330.56	Office Supplies
94696	6/12/2018	Ohio Bureau of Workers Compensation	120.00	Workers Comp
94697	6/12/2018	O'Reilly Auto Parts	49.99	Fleet Parts
94698	6/12/2018	Orr Safety Corporation	356.73	Safety Supplies
94699	6/12/2018	Otis Elevator Company	686.70	Service call
94700	6/12/2018	Owen Electric Cooperative Inc	33.65	Electric Charges
94701	6/12/2018	Pension Corporation of America	6,071.90	June Flex Spending
94702	6/12/2018	Pirtek Reading Road	442.44	Fleet Supplies
94703	6/12/2018	Prus Construction	295.33	Refund Fire Hydrant Deposit
94704	6/12/2018	Raziano, Lisa	43.56	Refund Fire Hydrant Deposit
94705	6/12/2018	R & M Welding Products Inc	293.63	Welding Supplies
94706	6/12/2018	RNK Environmental Inc	390.00	Pickup & Disposal of HAA Waste
94707	6/12/2018	RUMPKE	549.27	Monthly Charges
94708	6/12/2018	Kyle Ryan	150.00	Engineering License
94709	6/12/2018	Sanitation District No. 1	4,086.89	Blowoff Flushing
94710	6/12/2018	Sanitation District No. 1	142.13	Sanitation Charges
94711	6/12/2018	Jeff Schuchter	117.18	Mileage Reimbursement
94712	6/12/2018	Snodgrass, Susan	134.64	Refund Deposit
94713	6/12/2018	Staples Advantage	55.83	Office Supplies
94714	6/12/2018	Stoll Keenon Ogden PLLC	331.50	Professional Services
94715	6/12/2018	Sugar Shack's Water	35.21	Refund Fire Hydrant Deposit
94716	6/12/2018	Sumerel Tire Co., Inc., Bob	266.38	Fleet Vehicle Maintenance
94717	6/12/2018	SWS Environmental	72.38	Refund Fire Hydrant Deposit
94718	6/12/2018	Time Warner Cable	249.65	Monthly Charges
94719	6/12/2018	TrinSoft, LLC	85.00	Service Call
94720	6/12/2018	Truck and Trailer Supply	215.01	Tools for Trucks
94721	6/12/2018	Ultra Scientific Analytical Solutions	560.31	Lab Supplies
94722	6/12/2018	Univar USA Inc.	2,765.06	Chemicals for Water Treatment
94723	6/12/2018	United Window Cleaning Co., Inc.	40.00	Facility Maintenance
94724	6/12/2018	USALCO	5,921.24	Chemicals for Water Treatment
94725	6/12/2018	Valor LLC	532.98	Parts for Maintenance
94726	6/12/2018	Verizon Wireless	8,324.13	Monthly Charges
94727	6/12/2018	Viking Supply, Inc	938.70	Repair Clamps
94728	6/12/2018	Waste Resource Management Inc.	2,149.44	Sludge Removal
94729	6/12/2018	Wex Bank	17,131.93	Gas Purchases
94730	6/12/2018	Wilhelm, FA	206.78	Fire Hydrant Refund
94731	6/12/2018	Wylar, Jeff	54.51	Supplies for Fleet Vehicles
94732	6/18/2018	Kentucky State Treasurer	6,279.27	Employee Withholding
94733	6/18/2018	Abraxis, LLC	1,678.00	Lab Supplies
94734	6/18/2018	ALS Group USA, Corp.	150.00	Lab Tests
94735	6/18/2018	Arts Rental Equipment & Supply	101.40	Equipment Rental
94736	6/18/2018	Augur, Michael	26.00	CDL Reimbursement
94737	6/18/2018	AWWA	621.00	Membership Renewal
94738	6/18/2018	B C Engineering Co	334.65	Repair Kit for Maintenance
94739	6/18/2018	BL Anderson Co. Inc.	404.24	MPTP Hypo Supplies
94740	6/18/2018	Blue Chip Express & Courier Service	210.00	Courier Service
94741	6/18/2018	Bobcat Enterprises, Inc.	145.21	Fleet Vehicle Maintenance
94742	6/18/2018	Bray Truck & Parts	239.72	Fleet Vehicle Maintenance
94743	6/18/2018	Cains Customs Inc.	675.00	TMTP Tank Inspections
94744	6/18/2018	Chemrite, Inc.	23,809.68	Potassium Permanganate
94745	6/18/2018	Cincinnati Bell	10,437.25	Telephone Service
94746	6/18/2018	Cintas #315	496.44	Facility Supplies
94747	6/18/2018	City of Taylor Mill	50,000.00	Final Installment
94748	6/18/2018	Clemons, Kim	254.52	Mileage Reimbursement
94749	6/18/2018	Cottingham True Value	4.47	Parts for Maintenance
94750	6/18/2018	Crescent Springs Hardware	11.97	Tools for trucks

**Northern Kentucky Water District  
Operations & Maintenance  
Check Register  
July 1, 2017 through June 30, 2018**

<b>Ck#</b>	<b>Ck Date</b>	<b>Vendor</b>	<b>Ck Amount</b>	<b>Description</b>
94751	6/18/2018	Documents Online, Inc.	6,140.00	Annual Maintenance
94752	6/18/2018	Dons Garage Inc	2,947.63	Fleet Vehicle Maintenance
94753	6/18/2018	Duke Energy	174,600.59	Gas & Electric Charges for Various NKWD Locations
94754	6/18/2018	Edgewood Electric Inc	295.00	Service Call
94755	6/18/2018	Electrical Certification, Inc	5,750.00	Replace Main Breaker Dudley
94756	6/18/2018	Environmental Resource Assoc	269.19	Lab Supplies
94757	6/18/2018	Fastech Alarms & Telecommunication Service	264.06	Service Call
94758	6/18/2018	Fedders Feed Co., J. H.	13.90	Seed and Straw
94759	6/18/2018	Fisher Scientific	3,029.44	Lab Supplies
94760	6/18/2018	Fouser Environmental Services	140.00	Lab Tests
94761	6/18/2018	Grainger	621.16	Parts for Maintenance
94762	6/18/2018	Greater Comfort Heating & Air	1,967.31	Service Call
94763	6/18/2018	Hach Company	1,355.32	Operator Supplies
94764	6/18/2018	Hall's Paving & Sealing, Inc.	4,626.46	Asphalt Restoration from Maintenance of Mains
94765	6/18/2018	Ideal Supplies Inc	2,020.50	Backfill for Holes from Main Breaks
94766	6/18/2018	Janell Inc.	180.87	Concrete Supplies for Restoration
94767	6/18/2018	J K Meurer Corp.	45,408.75	Milling & Paving
94768	6/18/2018	Johnson Electric Supply Co., The	490.11	Electrical Supplies
94769	6/18/2018	Jolly Plumbing	2,683.74	Service Call
94770	6/18/2018	Kaman Fluid Power	3,342.10	Parts for Maintenance
94771	6/18/2018	Kemira Water Solutions, Inc.	4,937.93	Ferric Sulfate
94772	6/18/2018	Kens Crescent Springs Service	87.00	Towing
94773	6/18/2018	KOI Enterprises, Inc	497.01	Fleet Vehicle Supplies
94774	6/18/2018	Kentucky State Treasurer	600.00	Renewal for GC Detector
94775	6/18/2018	Lincoln National Life Insurance Co.	5,435.39	Life Insurance
94776	6/18/2018	Lowe's	2,477.91	Supplies for Pumping & Maintenance
94777	6/18/2018	Lykins Oil Company	1,739.73	Diesel Fuel
94778	6/18/2018	Manly Brothers, Inc	3,745.50	Chemicals for Water Treatment
94779	6/18/2018	Microsoft	197.82	Service Call
94780	6/18/2018	Millipore Corporation	859.09	UV Lamps
94781	6/18/2018	NetGain Technologies	5,600.00	Onsite Support
94782	6/18/2018	Newark Element14	438.83	Parts for Maintenance
94783	6/18/2018	OFFICETEAM, Specialized Admin. Staffing	2,581.22	Temporary Service for Customer Service
94784	6/18/2018	Owen Electric Cooperative Inc	14,319.14	Electric Charges
94785	6/18/2018	Paymentus Group, Inc.	17,617.71	Payment Processing
94786	6/18/2018	Matt Piccirillo	227.27	Mileage Reimbursement
94787	6/18/2018	Pitney Bowes Inc.	765.12	Lease on Postage Machine
94788	6/18/2018	Rodney Miles Body Shop	4,620.00	Remove & Install New Bed Liner
94789	6/18/2018	RUMPKE	598.54	Monthly Charges
94790	6/18/2018	Safeguard Business Systems	1,291.88	New Check Stock for Heritage
94791	6/18/2018	Scientific Equipment Service, Inc.	660.00	Service Call for Repair
94792	6/18/2018	Sigma-Aldrich Inc	96.60	Lab Supplies
94793	6/18/2018	St. Elizabeth Business Health	756.00	Clinical Services
94794	6/18/2018	Sumerel Tire Co., Inc., Bob	1,373.64	Fleet Service
94795	6/18/2018	Thompson Company, The Henry P.	14,208.43	Ballasts for TMTP UV
94796	6/18/2018	ThyssenKrupp Elevator	263.46	Elevator Service
94797	6/18/2018	Trivaco	1,014.64	Replacement Switch
94798	6/18/2018	TrinSoft, LLC	340.00	Service Call
94799	6/18/2018	Truck and Trailer Supply	21.00	Fleet Vehicle Supplies
94800	6/18/2018	Univar USA Inc.	5,536.90	Sodium Hypochlorite
94801	6/18/2018	United Healthcare Insurance	263,215.82	Health Insurance
94802	6/18/2018	United Window Cleaning Co., Inc.	37.20	Facility Maintenance
94803	6/18/2018	US Bank Equipment Finance	1,879.42	Monthly Lease Charges
94804	6/18/2018	Valor LLC	185.22	Parts for Maintenance
94805	6/18/2018	Vertical Systems Elevator	369.63	Monthly Charges
94806	6/18/2018	Viking Supply, Inc	11,853.00	Stems, O-Rings, Repair Clamps
94807	6/18/2018	Vivial	630.80	Monthly Charges
94808	6/18/2018	Steve Vogelpohl	99.19	Mileage Reimbursement
94809	6/18/2018	Wildman Corporate Apparel	90.70	Uniforms
94810	6/25/2018	Abco Safety	156.00	Safety Supplies
94811	6/25/2018	ADS Environmental Services	2,625.00	Emergency Leak Detection
94812	6/25/2018	AE Door & Window Sales	8,933.00	Replacement Door
94813	6/25/2018	Airport Towing	193.00	Towing
94814	6/25/2018	All Safe Industries, Inc.	2,301.80	Safety Supplies
94815	6/25/2018	Arts Rental Equipment & Supply	123.55	Restoration Supplies
94816	6/25/2018	A & S Electric Supply, Inc.	558.49	Electrical Supplies
94817	6/25/2018	AWWA	83.00	Membership Renewal
94818	6/25/2018	Baker, Ami	29.69	Refund Deposit

**Northern Kentucky Water District  
Operations & Maintenance  
Check Register  
July 1, 2017 through June 30, 2018**

<b>Ck#</b>	<b>Ck Date</b>	<b>Vendor</b>	<b>Ck Amount</b>	<b>Description</b>
94819	6/25/2018	Becknell-Coghill Inc	41,824.99	New Services for April
94820	6/25/2018	Bias, Richard	6.79	Refund Deposit
94821	6/25/2018	Dan Brinkman	100.00	Training WPC
94822	6/25/2018	CBT Company	246.64	Parts for Maintenance
94823	6/25/2018	Cincinnati Bell	2,641.20	Telephone Service
94824	6/25/2018	Cincinnati Bell	3,033.43	Telephone services
94825	6/25/2018	Cintas #315	1,550.92	Facility Maintenance
94826	6/25/2018	Coman, Jean	24.57	Refund Deposit
94827	6/25/2018	Consolidated Pipe & Supply Co Inc.	5,255.65	Expansion Rings
94828	6/25/2018	Cottingham True Value	27.65	Tools for Trucks
94829	6/25/2018	DanSon - Aegis Protective Services	605.64	Service Call
94830	6/25/2018	DeZurik, Inc.	246.00	Maintenance Supplies
94831	6/25/2018	Dons Garage Inc	203.14	Fleet Vehicle Maintenance
94832	6/25/2018	Drifmeyer, Jeff	49.36	Refund Credit
94833	6/25/2018	Duke Energy	2,224.28	Gas & Electric for Various NKWD Locations
94834	6/25/2018	Federal Express	39.59	Transportation Charges
94835	6/25/2018	Ferguson Waterworks	6,560.09	Valve Box Extensions, Couplings
94836	6/25/2018	Florence Winwater Works	3,778.56	Meter Boxes
94837	6/25/2018	Gilco	868.76	Parts for Maintenance
94838	6/25/2018	Glass, Steve	100.00	Training WPC
94839	6/25/2018	Glenwood Elec Inc.	981.90	Service Call
94840	6/25/2018	Grainger	478.67	Maintenance Supplies
94841	6/25/2018	Graybar Electric Co Inc	672.66	Parts for Maintenance
94842	6/25/2018	Greater Comfort Heating & Air	646.00	Service Call
94843	6/25/2018	Gripshover, Rob	71.52	Travel Reimbursement
94844	6/25/2018	Grischy, Gregory	125.15	Refund Deposit
94845	6/25/2018	Hach Company	1,149.71	Reagent Set
94846	6/25/2018	Hall's Paving & Sealing, Inc.	4,824.34	Asphalt Restoration due to Maintenance of Mains
94847	6/25/2018	Hammons, Mike	62.89	Refund Deposit
94848	6/25/2018	Harrington Industrial Plastics	266.72	Parts for Maintenance
94849	6/25/2018	Hilgefort, Alexandra	93.20	Refund Deposit
94850	6/25/2018	Hinman, Warren	100.00	Training WPC
94851	6/25/2018	Hodges, Nathan	100.00	Training WPC
94852	6/25/2018	Huff, Walter	69.56	Refund Deposit
94853	6/25/2018	Humana Dental Ins. Co.	1,006.95	Dental Insurance
94854	6/25/2018	Ideal Supplies Inc	3,100.00	Low Strength Fill
94855	6/25/2018	Johnson, Ian	87.97	Refund Deposit
94856	6/25/2018	Keaton Real Estate Services, LLC	300.00	Appraisal Review
94857	6/25/2018	Keahon, Tom	180.00	Operator Training
94858	6/25/2018	Kent Refrigeration Company	138.96	Service Call
94859	6/25/2018	King, Gerald	100.00	Training WPC
94860	6/25/2018	KWWOA	60.00	Membership
94861	6/25/2018	L.C. United Painting Co., Inc.	245,180.00	Dayton Tank Painting
94862	6/25/2018	Lowe's	181.20	Operator Supplies
94863	6/25/2018	Lucas, Chelsea	31.98	Refund Deposit
94864	6/25/2018	Lykins Oil Company	2,072.12	Diesel Fuel
94865	6/25/2018	Mailender Inc.	190.92	Safety Supplies
94866	6/25/2018	Mattingly, Cheryl	24.40	Refund Deposit
94867	6/25/2018	Mills, Jarrod C.	564.19	Travel Reimbursement
94868	6/25/2018	Minuteman/Design Press	138.50	Business Cards
94869	6/25/2018	Mower Express, Inc.	126.08	Service on Pump
94870	6/25/2018	No Ky Public Works Association	205.00	Meeting
94871	6/25/2018	Office Depot, Inc.	636.00	Toner
94872	6/25/2018	Orr Safety Corporation	1,802.50	Safety Supplies
94873	6/25/2018	Overhead Door Co of Northern KY	438.00	Service Call
94874	6/25/2018	Owen Electric Cooperative Inc	79.38	Electric Charges
94875	6/25/2018	Phillips, Tamara	22.00	Refund Deposit
94876	6/25/2018	Process Pump & Seal, Inc.	3,482.22	Seals
94877	6/25/2018	Pro Transmission	237.40	Fleet Vehicle Maintenance
94878	6/25/2018	Rahschulte, Steve	7.53	Refund Deposit
94879	6/25/2018	Reyes, Juan	73.39	Refund Deposit
94880	6/25/2018	Richie Trucking	1,625.00	Monthly Dumping
94881	6/25/2018	RUMPKE	10.00	Monthly Charges
94882	6/25/2018	SafetyWear	139.15	Safety Supplies
94883	6/25/2018	Sanitation District No. 1	1,020.53	Sanitation-Stormwater
94884	6/25/2018	Jeff Schuchter	150.00	Engineering license Renewal
94885	6/25/2018	Schaffner, Samuel	127.60	Refund Deposit
94886	6/25/2018	Security Fence Group, Inc.	310.00	Service Call



**Northern Kentucky Water District  
Operations & Maintenance  
Check Register  
July 1, 2017 through June 30, 2018**

<b>Ck#</b>	<b>Ck Date</b>	<b>Vendor</b>	<b>Ck Amount</b>	<b>Description</b>
94887	6/25/2018	Shields, Shawn	101.40	Refund Deposit
94888	6/25/2018	Skylar, Ashleigh	9.65	Refund Deposit
94889	6/25/2018	Southeastern Equipment Co Inc	2,212.01	Fleet Vehicle Maintenance
94890	6/25/2018	Southern States	91.10	Seed and Straw for Restoration
94891	6/25/2018	Bill Speier	100.00	Training WPC
94892	6/25/2018	St. Elizabeth Business Health	646.00	Clinical Services
94893	6/25/2018	Tanner, Charles	127.52	Refund Deposit
94894	6/25/2018	Tatum, Steve	98.15	Refund Deposit
94895	6/25/2018	Taylor Brothers Excavating	220.00	Topsoil for Restoration
94896	6/25/2018	Thatcher Chemical of Florida Inc	10,608.00	Copper Sulfate
94897	6/25/2018	Time Warner Cable	125.00	Monthly Charges
94898	6/25/2018	Travelers	2,725.00	Damages
94899	6/25/2018	Turner, Lonnie	8.37	Refund Deposit
94900	6/25/2018	United Electric Co. Inc	6,861.00	Trenching & Conduit at Rossford Tank
94901	6/25/2018	Viking Supply, Inc	11,334.75	Gate Valves, Repair Clamps
94902	6/25/2018	Wagner Mary Carol	100.00	Training WPC
94903	6/25/2018	Weyman, Brad	89.40	Refund Deposit
94904	6/25/2018	Wilder Winnelson	37.89	Parts for Maintenance
94905	6/25/2018	Wildman Corporate Apparel	210.00	Uniforms
94906	6/25/2018	Wolfe, Aasta	37.72	Refund Deposit
94907	6/25/2018	Kentucky State Treasurer	6,279.27	Employee Withholding
94908	6/29/2018	United Way of Greater Cincinnati	951.08	2nd Qtr. 2018
<b>Total Checks O &amp; M</b>			<b><u>\$ 16,332,358.81</u></b>	

**Northern Kentucky Water District  
Improvement, Replacement, & Repair  
Check Register  
July 1, 2017 thru June 30, 2018**

<b>Ck#</b>	<b>Ck Date</b>	<b>Vendor</b>	<b>Ck Amount</b>	<b>Description</b>
10124	7/6/2017	Loth-The Office Experts	\$ 2,611.18	Replacement Chairs for Customer Service
10125	7/7/2017	CBTS	31,210.16	VOIP Phone System Handsets
10126	7/19/2017	Building Crafts Inc.	4,346.83	Licking River Traveling Screen
10127	7/19/2017	Endress & Hauser, Inc.	6,739.62	MPTP Flow Meters
10128	7/19/2017	VOID	-	Void
10129	7/19/2017	J.H. Fedders Feed & Seed	115.70	Lumley Tank
10130	7/19/2017	K.O.I. Precast Concrete, Inc	652.00	Lumley Tank
10131	7/20/2017	Badger Meter, Inc.	110,773.15	Various Meters
10132	7/20/2017	Enquirer Media	1,234.41	Invitation to Bid Sub M
10133	7/26/2017	CDW Government Inc.	1,309.97	2 Lenovo Thinkpads
10134	7/26/2017	McCluskey Chevrolet	83,337.00	Three 2017 Chevrolet Colorado's
10135	7/28/2017	Data Strategy	7,949.42	HPE StoreOnce
10136	7/28/2017	Kentucky State Treasurer	66.00	Fee for Hazardous Waste
10137	8/3/2017	The Henry P Thompson Co	9,500.00	Chlorine Sensor
10138	8/17/2017	Hach Company	5,809.42	SC200 Controller
10139	8/17/2017	Gilco	4,169.07	Insertion Meg Meter
10140	8/17/2017	CDW Government Inc.	3,707.19	Panasonic Toughbook
10141	8/17/2017	McCluskey Chevrolet	61,224.00	Two 2017 Chevy Vans
10142	8/17/2017	EST Analytical	16,116.00	Centurion Water Purge
10143	8/18/2017	Art's Rental Equipment & Supply	3,800.00	Arrow Sign Board
10144	8/24/2017	LINE-X of Southern Ohio	1,969.00	Bed Liner For Vehicle 304
10145	8/24/2017	CT Consultants	97.00	Chruch & Faye Water Main
10146	9/1/2017	Swiss Caps	1,425.00	Cap for Truck 272
10147	9/11/2017	Dell Marketing L.P.	4,380.00	6 Optiplex Computers
10148	9/11/2017	Trivaco	3,500.94	Pressure Transmitter
10149	9/11/2017	McCluskey Chevrolet	41,384.00	2017 Silverado 2500
10150	9/11/2017	CDW Government Inc.	979.88	Computer
10151	9/15/2017	Smith & Brown Contractors, Inc	102,046.63	Sub District M
10152	9/15/2017	Xylem Water Solutions USA Inc	7,888.00	Submersible Pump
10153	9/15/2017	Fischer Scientific	4,026.12	Analytical Balance
10154	9/21/2017	CDW Government Inc.	3,108.29	One Lenovo Thinkpad, 2 APC Smart UPS
10155	9/21/2017	A&S Electric Supply Inc.	39,114.21	CF Light Fixtures
10156	9/28/2017	EST Analytical	3,134.00	Chiller
10157	9/28/2017	BL Anderson Co. Inc.	15,555.93	Peristaltic Pump
10158	10/5/2017	CDW Government Inc.	707.74	Lenovo Thinkpad
10159	10/5/2017	Bain Enterprises	7,650.00	Shoring Equipment
10160	10/6/2017	Hach Company	9,241.69	Spectrophotometer
10161	10/12/2017	Smith & Brown Contractors, Inc	164,966.58	Sub District M
10162	10/12/2017	Southeastern Equipment Co Inc.	96,340.00	Backhoe
10163	10/19/2017	EST Analytical	16,058.60	Gas Chromatograph
10164	10/26/2017	Caldwell Tanks, Inc.	164,194.93	Lumley Tank
10165	10/26/2017	CT Consultants	520.00	Church & Faye Water Main
10166	10/26/2017	HDR Engineering, Inc.	2,624.77	SCADA
10167	10/27/2017	HDR Engineering, Inc.	2,530.00	ORPS 1 Starter Replacement
10168	10/27/2017	CDW Government Inc.	687.21	Lenovo E570
10169	11/2/2017	Smith & Brown Contractors, Inc	186,278.29	Sub District M
10170	11/2/2017	Delaney & Associates Inc.	14,895.00	Flowserve Pump
10171	11/2/2017	CBT Company	3,719.62	Powerflex Drive
10172	11/2/2017	Graybar Electric Co. Inc	2,965.78	Solar Panels
10173	11/9/2017	Hayes Instrument Co Inc.	4,068.00	Locators
10174	11/9/2017	Gleason Electric, Inc.	4,677.00	New Service Aqua
10175	11/16/2017	Schneider Electric Systems USA Inc	7,138.77	Cell Transmitter
10176	11/16/2017	Gemmer & Sons Inc.	4,259.00	Install Flow Meter
10177	11/16/2017	Data Strategy	827.35	Cisco Catalyst
10178	11/29/2017	Fuller Ford	76,403.00	2017 Ford F550

**Northern Kentucky Water District  
Improvement, Replacement, & Repair  
Check Register  
July 1, 2017 thru June 30, 2018**

<b>Ck#</b>	<b>Ck Date</b>	<b>Vendor</b>	<b>Ck Amount</b>	<b>Description</b>
10179	12/1/2017	Badger Meter, Inc.	292,835.50	Various Meters
10180	12/1/2017	Gleason Electric, Inc.	8,342.00	CF Fixtures
10181	12/1/2017	Fischer Scientific	6,131.84	Furnace
10182	12/1/2017	R & M Fence & Construction	4,790.00	Aqua Gate
10183	12/1/2017	Graybar Electric Co. Inc	13,131.32	Network Power
10184	12/1/2017	Digital Control Co.	5,792.33	Bubbler Pump
10185	12/1/2017	Florence Winwater Works Co.	11,416.55	Flushing Devices
10186	12/1/2017	HDR Engineering, Inc.	3,650.09	ORPS1 Pump Starter
10187	12/8/2017	HDR Engineering, Inc.	4,070.88	Sub District M
10188	12/8/2017	Ditch Witch Mid-States	9,078.60	Piercing Tools
10189	12/15/2017	Badger Meter, Inc.	35,595.00	Meters
10190	12/15/2017	Miele Inc.	12,011.50	Lab Washer
10191	12/15/2017	Rawdon Myers Inc	2,230.00	Valve
10192	12/15/2017	BL Anderson Co. Inc.	7,789.53	Peristaltic Pump
10193	12/15/2017	B C Engineering Co.	9,429.00	Valve
10194	12/15/2017	FYDA Freightliner Cincinnati Inc	109,312.00	Dump Truck
10195	12/21/2017	Fisher Scientific	1,994.41	PH Meter
10196	12/21/2017	Smith & Brown Contractors, Inc.	177,201.29	Sub M
10197	1/11/2018	Anixter	1,170.50	200 Watt
10198	1/11/2018	Aegis Protective Services	4,815.56	DSX Devon Tank
10199	1/11/2018	HDR Engineering	630.00	SCADA
10200	1/19/2018	CDW Government Inc.	80.79	4GB Memory
10201	1/19/2018	Endress & Hauser, Inc.	11,936.47	Chlorine Analyzer
10202	1/19/2018	HDR Engineering, Inc.	2,530.00	ORPS1 Pump Starter
10203	1/19/2018	Smith & Brown Contractors, Inc	85,900.77	Sub District M
10204	1/19/2018	ORR Safety	4,250.00	Air Monitors
10205	1/30/2018	The Henry P Thompson Co	45,560.00	Peristaltic Pumps
10206	1/30/2018	Siemens Industry, Inc.	3,250.80	Multi Ranger
10207	2/1/2018	Geotechnology	718.25	Sub District M
10208	2/1/2018	CDW Government Inc.	9,130.21	HP Color Printer, Panasonic Toughbook
10209	2/1/2018	Vivax Metrotech	3,632.74	Line Locator
10210	2/8/2018	Smith & Brown Contractors, Inc	54,849.60	Sub District M
10211	2/8/2018	E.S.R.I. Inc.	9,000.00	ArcGIS License
10212	2/9/2018	Hrezo Engineering, Inc	960.00	E 17th Eastern Ave
10213	2/22/2018	Kenton Co. Fiscal Court	64,925.75	Latonia Lakes
10214	2/22/2018	Magna Engineers	21,940.00	Standby Generator
10215	2/22/2018	Consolidated Pipe & Supply Co	1,099.00	Hot Shot Pipe
10216	2/22/2018	Bain Enterprises	15,300.00	Smartshore
10217	2/22/2018	CDW Government Inc.	4,999.98	Panasonic Toughbook
10218	2/22/2018	Magikist LTD	2,744.22	Jet De-Icer
10219	2/22/2018	Badger Meter, Inc.	353,555.00	Various Meters
10220	3/1/2018	Pollard Water	831.17	Locator
10221	3/1/2018	Waltz Business Solutions	9,977.14	Canon Plotter
10222	3/1/2018	Graybar Electric Co. Inc	4,231.96	Bugler Alarm
10223	3/1/2018	National Business Furniture	2,350.00	Fire Proof File Cabinet
10224	3/1/2018	Rosemount Inc.	11,895.68	Upgrade Bugler Alarms
10225	3/9/2018	Fisher Scientific	2,069.18	PH Meter
10226	3/15/2018	HDR Engineering, Inc.	923.36	ORPS 1 Starter Replacement
10227	3/15/2015	CDW Government Inc.	1,692.35	Lenovo Thinkpad
10228	3/15/2018	Badger Meter, Inc.	3,007.60	3" Fire Hydrant Meters
10229	4/12/2018	CDW Government Inc.	2,254.19	Auto Cad, Lenovo Thinkpad
10230	4/12/2018	B C Engineering Co.	4,888.00	Black Nylon Tubing
10231	4/12/2018	Graybar Electric Co. Inc	3,022.00	Upgrade Burglar Alarms
10232	4/12/2018	Fisher Scientific	3,944.60	PH Meter MPTP TMTP
10233	4/19/2018	National Business Furniture	2,350.00	Fire Proof Files

**Northern Kentucky Water District  
Improvement, Replacement, & Repair  
Check Register  
July 1, 2017 thru June 30, 2018**

<b>Ck#</b>	<b>Ck Date</b>	<b>Vendor</b>	<b>Ck Amount</b>	<b>Description</b>
10234	4/19/2018	Cornwell Engineering Group, Inc	6,712.42	FFTP Solids
10235	4/19/2018	Smith & Brown Contractors, Inc	141,341.40	Sub District M
10236	4/26/2018	Chesley Associates, Inc.	7,380.13	Flow Meter
10237	5/4/2018	Air Marketing Group LLC	3,045.00	Dehumidifier
10238	5/18/2018	Cornwell Engineering Group, Inc	19,892.50	FFTP Solid Removal
10239	5/18/2018	Enquirer Media	435.80	Invitation to bid
10240	5/18/2018	ITSVVY LLC	3,849.36	6 Dell Optiplex 7050 Computers
10241	5/25/2018	Southeastern Automation, Inc	6,537.58	GE Sensing Model
10242	5/25/2018	FedEX	7.85	Latonia Lakes
10243	5/25/2018	CT Consultants	338.12	Church & Faye
10244	6/1/2018	Kentucky State Treasurer	43,933.88	Ku 9 thru Newport, Ky-9 Reconstruction
10245	6/1/2018	Fastech Alarms & Telecommunication	2,075.30	16 Channel Multiplexer System
10246	6/7/2018	Hach Company	8,089.70	Controller
10247	6/7/2018	Applied Industrial Technologies	5,345.80	Alignment Tool
10248	6/14/2018	Heartland Industrial Solutions LLC	14,700.00	Software
10249	6/14/2018	Advanced Utility Systems	15,000.00	Server Migration
10250	6/14/2018	Smith & Brown Contractors, Inc	94,597.28	Sub District M
10251	6/21/2018	Cornwell Engineering Group, Inc	2,455.63	FFTP Solid Removal
10252	6/21/2018	CBT Company	1,508.40	Controller
10253	6/28/2018	CDW Government Inc.	772.11	APC Smart UPS
10254	6/28/2018	The Henry P Thompson Co.	9,500.00	Amperometric Chlorimeter
10255	6/28/2018	United Electric Co. Inc.	5,239.00	Installation of Flow Meters
<b>Total Checks I, R, &amp; R</b>			<b>\$ 3,218,009.42</b>	

Northern Kentucky Water District  
BAN 2017  
Check Register  
July 1, 2017 thru June 30, 2018

Ck#	Ck Date	Vendor	Ck Amount	Description
4024	7/6/2017	A&S Electric Supply Inc.	\$ 298.70	Clubhouse & Wedgewood, Lincoln Rd, & Perimeter Drive WMR Projects
4025	7/6/2017	ATC Group Services, LLC	779.75	Ohio River Pump Station No. 2 Rehabilitation
4026	7/6/2017	Carrroll Brandstetter Inc.	1,850.00	Abandonment of Water Main on Dudley Rd
4027	7/6/2017	Wade Trim	520.21	Ohio River Pump Station No. 2 Rehab Design & Construction
4028	7/19/2017	Bayer & Becker, Inc.	2,955.00	N. Arlington Water Main
4029	7/19/2017	Enquirer Media	2,468.58	Invitation to bid Lorup Ave & Rigg's Ave
4030	7/19/2017	Smithcorp, Inc.	96,103.10	Perimeter Dr Water Main
4031	7/19/2017	Larry Smith Incorporated	72,113.46	McHenry & Clifton
4032	7/19/2017	Building Crafts Inc.	31,414.58	ORPS 2
4033	7/19/2017	Cardinal Engineering	937.50	Buttermilk Pike Water Main
4034	7/19/2017	Hartman & Smith Const. Co.	96,049.30	Lincoln Ave Water Main
4035	7/19/2017	K & V Cultural Resources	1,653.75	36" Concrete Water Main
4036	7/20/2017	Rose Excavating & Development Inc.	75,310.45	Latonia Ave Water Main
4037	7/20/2017	Gemmer & Sons Inc.	63,335.80	Dudley Rd
4038	7/20/2017	A&S Electric Supply Inc.	198.30	Latonia Ave Water Main
4039	7/20/2017	Enquirer Media	1,139.50	Invitation to Bid
4040	7/28/2017	A&S Electric Supply Inc.	99.78	Brookwood Dr
4041	7/28/2017	Burgess & Niple LTD	4,587.60	MPTP Reservoir
4042	7/28/2017	CT Consultants	1,462.00	Blossom Ln. , Latonia & Lorup Water Mains
4043	8/3/2017	Brandstetter Carroll Inc	2,290.00	Abandonment of Dudley Rd
4044	8/3/2017	KZF Design Inc	6,507.85	Lincoln Ave Water Main Replacement
4045	8/3/2017	Rawdon Myers Inc	11,830.00	ORPS 2
4046	8/3/2017	Rose Excavating & Development Inc.	86,441.58	Lorup Ave Water Main
4047	8/3/2017	Smithcorp, Inc.	61,510.12	Perimeter Dr PH 1
4048	8/10/2017	A&S Electric Supply Inc.	198.30	Edgewood Water Main Replacement
4049	8/10/2017	Enquirer Media	659.94	Invitation to bid Perimeter2
4050	8/10/2017	Hartman & Smith Const. Co.	18,563.06	Lincoln Ave Water Main Replacement
4051	8/10/2017	Howell Contractors, Inc.	113,891.40	Edgewood Water Main Replacement
4052	8/10/2017	Wade Trim	1,410.00	ORPS2
4053	8/17/2017	A&S Electric Supply Inc.	99.78	Lorup Ave Water Main Replacement
4054	8/17/2017	Cardinal Engineering	812.50	Buttermilk Pike Water Main Replacement
4055	8/17/2017	Bayer & Becker, Inc.	1,980.00	Arlington Rd Water Main Replacement
4056	8/24/2017	CT Consultants	562.00	Hudson, Latonia Ave Water Main Replacement
4057	8/24/2017	Larry Smith Incorporated	8,012.61	McHenry & Clifton Water Main
4058	8/24/2017	Gemmer & Sons Inc.	139,856.00	Brookwood Water Main Replacement
4059	8/24/2017	A&S Electric Supply Inc.	50.20	Edgewood Water Main Replacement
4060	9/1/2017	A&S Electric Supply Inc.	50.20	McKinney & 9th
4061	9/1/2017	CT Consultants	626.00	Blossom, & McKinney Water Mains
4062	9/1/2017	KZF Design Inc	1,090.00	Lincoln Rd
4063	9/8/2017	Building Crafts Inc.	67,805.90	ORPS 2
4064	9/8/2017	Rose Excavating & Development Inc.	70,988.32	Lorup Ave Water Main Replacement
4065	9/8/2017	Viox & Viox Inc.	6,200.25	Birch Ave Water Main Replacement & Erlanger Rd. Phase 2
4066	9/8/2017	Wade Trim	560.00	ORPS 2
4067	9/14/2017	Howell Contractors, Inc.	105,319.80	Blossom Ln Water Main Replacement
4068	9/14/2017	Rose Excavating & Development Inc.	37,959.13	Riggs Ave Water Main Replacement
4069	9/14/2017	Hartman & Smith Const. Co.	121,568.29	Lincoln Ave Water Main Replacement
4070	9/14/2017	JNT Excavating LLC	81,577.63	McKinney St & 9th
4071	9/14/2017	Smithcorp, Inc.	120,326.87	Clubhouse & Wedgewood
4072	9/21/2017	A&S Electric Supply Inc.	154.24	Edgewood Water Main Replacement
4073	9/21/2017	Bayer & Becker, Inc.	315.00	Arlington Rd Water Main Replacement
4074	9/21/2017	Cardinal Engineering	4,781.25	Buttermilk Pike Water Main Replacement
4075	9/21/2017	CT Consultants	789.40	Blossom Water Main Replacement
4076	9/21/2017	Geotechnology	708.90	Blossom Water Main Replacement
4077	9/21/2017	Howell Contractors, Inc.	186,615.90	Edgewood Water Main Replacement
4078	9/21/2017	Nickerson & Tranter	500.00	Echo Pike & Licking Pike
4079	9/21/2017	Wade Trim	2,188.00	ORPS 2
4080	10/5/2017	A&S Electric Supply Inc.	110.18	Edgewood & Riggs Water Main Replacement
4081	10/5/2017	ATC Group Services, LLC	552.00	ORPS 2
4082	10/5/2017	Fettters Clarence or Melinda	105.00	Echo Hills & Licking Pike
4083	10/5/2017	Rose Excavating & Development Inc.	140,319.17	Riggs Ave
4084	10/12/2017	Howell Contractors, Inc.	460,070.10	Blossom & Edgewood Water Main Replacement
4085	10/19/2017	Schmidt Plumbing Contractor, Inc E. C.	7,000.00	McKinney & 9th
4086	10/19/2017	A&S Electric Supply Inc.	55.09	Riggs Ave
4087	10/19/2017	Janell Concrete & Masonry Equip. Inc	15.54	Brookwood Dr Edgewood
4088	10/19/2017	Cardinal Engineering	955.50	Stonehouse Rd
4089	10/19/2017	Geotechnology	654.00	Blossom Ln
4090	10/26/2017	Building Crafts Inc.	116,249.88	ORPS 2
4091	10/26/2017	CT Consultants	845.00	Blossom Ln Water Main Replacement
4092	10/26/2017	Janell Concrete & Masonry Equip. Inc	32.12	Brookwood Dr Water Main Replacement
4093	11/2/2017	CT Consultants	479.35	McKinney & 9th St
4094	11/2/2017	Bayer & Becker, Inc.	1,800.00	Arlington Rd
4095	11/2/2017	Janell Concrete & Masonry Equip. Inc	31.08	Brookwood Dr Edgewood

4096	11/2/2017	Wade Trim	1,138.71	ORPS 2
4097	11/16/2017	A&S Electric Supply Inc.	55.09	Edgewood Water Main Replacement
4098	11/16/2017	Cardinal Engineering	3,898.50	Stonehouse Road
4099	11/16/2017	Enquirer Media	1,243.72	Invitation to Bid
4100	11/16/2017	Howell Contractors, Inc.	193,748.40	Madison Pike Water Main Replacement
4101	11/16/2017	Rose Excavating & Development Inc.	67,886.10	Riggs Ave
4102	11/30/2017	Sanitation District No. 1	530.60	Grading Permit
4103	11/30/2017	ATC Group Services, LLC	301.00	ORPS 2
4104	11/30/2017	Howell Contractors, Inc.	85,972.23	Edgewood Water Main Replacement
4105	11/30/2017	Bayer & Becker, Inc.	490.00	North Arlington
4106	11/30/2017	CT Consultants	4,910.00	Amsterdam Rd
4107	11/30/2017	Burgess & Niple LTD	9,300.00	TMTP Flow Meter
4108	12/7/2017	ATC Group Services, LLC	413.50	ORPS 2
4109	12/7/2017	Richard W. Carr P.E.	5,864.18	Highland Ave Water Main Replacement
4110	12/7/2017	CT Consultants	96.96	Blossom Ln Water Main Replacement
4111	12/7/2017	Erpenbeck Consulting Engineers, Inc	1,600.00	Echo Hill & Licking Pike
4112	12/7/2017	Howell Contractors, Inc.	238,992.37	Blossom Ln Water Main Replacement
4113	12/7/2017	Wade Trim	1,718.00	ORPS 2
4114	12/15/2017	Fortiline Inc.	101.00	Service Insulator
4115	12/15/2017	HDR Engineering, Inc.	1,050.00	SCADA Improvements
4116	12/15/2017	Building Crafts Inc.	240,621.34	ORPS 2
4117	12/15/2017	Rose Excavating & Development Inc.	52,678.60	Riggs Ave Water Main Replacement
4118	12/15/2017	Viox & Viox Inc.	4,862.00	Birch Ave Water Main Replacement
4119	12/20/2017	A&S Electric Supply Inc.	154.24	Perimeter Dr Water Main Replacement
4120	12/20/2017	Campbell Co. Fiscal Court	20,141.00	Blossom Ln Resurfacing
4121	12/20/2017	Cardinal Engineering	3,473.50	Stonehouse Rd Water Main Replacement
4122	12/20/2017	Dugan & Meyers Const. Co.	18,000.00	TMTP Filter press
4123	12/20/2017	Enquirer Media	652.96	Invitation to Bid Services
4124	12/20/2017	Erpenbeck Consulting Engineers, Inc.	367.50	Echo Hills Water Main Replacement
4125	12/20/2017	Geotechnology	130.00	Blossom Ln Water Main Replacement
4126	12/20/2017	Howell Contractors, Inc.	508,028.40	Blossom Ln, Edgewood, and Madison Pk Water Main Replacement
4127	12/20/2017	Smithcorp, Inc.	9,122.80	Perimeter Dr Water Main Replacement
4128	12/20/2017	Viox & Viox Inc.	31,630.00	Edgewood Water Main Replacement
4129	1/11/2018	A&S Electric Supply	55.09	Perimeter Water Main Replacement
4130	1/11/2018	Building Crafts	150,203.08	ORPS 2
4131	1/11/2018	Gemmer & Sons	169,205.40	Perimeter Water Main Replacement
4132	1/11/2018	Wade Trim	1,743.00	ORPS 2
4133	1/19/2018	Howell Contractors, Inc.	390,220.70	Blossom, Edgewood, & Madison Water Mains
4134	1/19/2018	Viox & Viox Inc.	9,070.00	Erlanger Rd Ph II
4135	2/1/2018	Bayer & Becker, Inc.	290.00	N Arlington Water Main
4136	2/1/2018	Cardinal Engineering	11,713.65	Stonehouse Rd
4137	2/1/2018	CT Consultants	1,560.00	Amsterdam Rd Water Main
4138	2/1/2018	Dugan & Meyers Const. Co.	265,437.00	TMTP Filter Press
4139	2/1/2018	KZF Design Inc	492.00	Lincoln Ave Water Main
4140	2/1/2018	Seibert, Gregory or Pamela	2,000.00	Easement
4141	2/8/2018	Wade Trim	3,383.00	ORPS2
4142	2/8/2018	Rose Excavating & Development Inc.	74,083.65	Buttermilk Pike Water Main, TMTP Flow Pit
4143	2/8/2018	Bayer & Becker, Inc.	13,005.00	Ripple Creek & Winters Ln Water Main
4144	2/22/2018	Erpenbeck Consulting Engineers, Inc	6,900.00	Caldwell Dr Water Main
4145	2/22/2018	Viox & Viox Inc.	23,166.25	Madison Pike, Perimeter & Riggs
4146	2/22/2018	Howell Contractors, Inc.	126,824.59	Madison Pike Water Main
4147	2/22/2018	Bayer & Becker, Inc.	5,600.00	Ripple Creek Water Main
4148	2/22/2018	HDR Engineering, Inc.	630.00	SCADA
4149	3/1/2018	Bayer & Becker, Inc.	120.00	N. Arlington Water Main
4150	3/1/2018	Burgess & Niple LTD	8,948.84	MPTP Reservoir
4151	3/1/2018	Cardinal Engineering	1,875.00	Stonehouse Water Main Replacement
4152	3/1/2018	CT Consultants	880.00	Amsterdam Rd Water Main Replacement
4153	3/1/2018	FedEX	29.49	Concrete slip
4154	3/1/2018	Rose Excavating & Development Inc.	40,951.35	Buttermilk Water Main Replacement
4155	3/8/2018	CSX Transportation, Inc	7,035.71	Madison Pike
4156	3/8/2018	Dugan & Meyers Const. Co.	32,814.00	TMTP Filter Press
4157	3/8/2018	Enquirer Media	1,068.92	Invitation to bid Amsterdam & Caldwell
4158	3/8/2018	Otte Enterprises	1,555.00	36" Concrete Water Main
4159	3/8/2018	Wade Trim	608.00	ORPS 2
4160	3/15/2018	Bayer & Becker, Inc.	2,985.00	Winters Lane Water Main
4161	3/15/2018	Enquirer Media	1,037.61	Invitation to bid
4162	3/15/2018	FedEX	48.02	Ripple Creek Water Main
4163	3/15/2018	HDR Engineering, Inc.	79,008.41	SCADA
4164	3/23/2018	Bayer & Becker, Inc.	13,075.00	Ripple Creek & Winters Ln Water Mains
4165	3/23/2018	Building Crafts Inc.	187,575.35	ORPS 2 Final
4166	3/23/2018	Hrezo Engineering, Inc	13,472.42	Amsterdam Rd Water Main Replacement
4167	3/23/2018	Cardinal Engineering	3,060.75	Buttermilk Pike & Stonehouse Rd Water WMR
4168	3/23/2018	ORR Safety	430.48	ORPS 2
4169	3/23/2018	CT Consultants	2,070.00	Amsterdam Rd & Pentland Water Main Replacement
4170	4/6/2018	A&S Electric Supply Inc.	204.12	Buttermilk & Highland Water Main
4171	4/6/2018	Gemmer & Sons Inc.	38,091.25	Perimeter Dr Ph 2
4172	4/6/2018	HDR Engineering, Inc.	3,132.39	SCADA
4173	4/6/2018	Wade Trim	56.00	ORPS 2
4174	4/12/2018	Cardinal Engineering	2,525.75	Buttermilk Pike Water Main
4175	4/12/2018	Dugan & Meyers LLC	192,270.94	TMTP Filter Press

4176	4/12/2018	Rose Excavating & Development Inc.	124,044.39	Buttermilk Pike Water Main
4177	4/12/2018	Smithcorp, Inc.	83,942.10	Highland Ave Water Main
4178	4/19/2018	Bayer & Becker, Inc.	950.00	Ripple Creek Water Main
4179	4/19/2018	Erpenbeck Consulting Engineers, Inc	7,760.00	Echo Hills, Licking Pike Water Main
4180	4/19/2018	Larry Smith Incorporated	69,059.70	Amsterdam Rd Water Main
4181	4/19/2018	ORR Safety	1,087.76	ORPS2
4182	4/19/2018	A&S Electric Supply Inc.	108.00	Birch Ave Water Main
4183	4/19/2018	Enquirer Media	2,141.41	Invitation to Bid
4184	4/26/2018	CT Consultants	5,585.00	Pentland Water Main Replacement
4185	4/26/2018	Bayer & Becker, Inc.	7,165.00	Winters Ln Water Main Replacement
4186	4/26/2018	Hrezo Engineering, Inc	2,719.36	Amsterdam Water Main Replacement
4187	4/26/2018	Cardinal Engineering	1,705.50	Buttermilk Pike & Stonehouse Water Mains
4188	4/26/2018	A&S Electric Supply Inc.	106.08	Brookwood Water Main Replacement
4189	5/4/2018	A&S Electric Supply Inc.	297.41	Brookwood & Buttermilk Water Mains
4190	5/4/2018	Gemmer & Sons Inc.	15,410.35	Perimeter Dr
4191	5/4/2018	Viox & Viox Inc.	3,490.00	Erlanger Rd Ph 3
4192	5/10/2018	Viox & Viox Inc.	1,487.75	Birch Ave Water Main
4193	5/10/2018	Larry Smith Incorporated	59,408.40	Birch Water Main
4194	5/10/2018	Wade Trim	1,426.00	ORPS2
4195	5/10/2018	Dugan & Meyers LLC	180,735.59	TMTP Filter Replacement
4196	5/17/2018	Gemmer & Sons Inc.	94,231.00	Brookwood Dr Water Main
4197	5/17/2018	Enquirer Media	906.34	Invitation to Bid
4198	5/17/2018	A&S Electric Supply Inc.	208.32	Birch Ave
4199	5/17/2018	Rose Excavating & Development Inc.	120,728.65	Buttermilk Pike Water Main
4200	5/25/2018	Bayer & Becker, Inc.	1,800.00	Winters Ln & Ripple Creek Water Main Replacements
4201	5/25/2018	CT Consultants	3,140.00	Alexandria Circle Water Main
4202	5/25/2018	Gemmer & Sons Inc.	90,103.50	Winters Ln Water Main Replacement
4203	5/25/2018	Hrezo Engineering, Inc	1,121.25	Amsterdam Water Main Replacement
4204	5/25/2018	Rose Excavating & Development Inc.	107,922.76	Buttermilk Pike Water Main Replacement
4205	5/25/2018	Larry Smith Incorporated	82,196.30	Amsterdam Water Main Replacement
4206	6/7/2018	Cardinal Engineering	3,706.55	Buttermilk Pike & Stonehouse Water Mains
4207	6/7/2018	HDR Engineering, Inc.	10,833.00	SCADA
4208	6/7/2018	Lonkard Construction Co	106,152.00	Caldwell DR Water Main
4209	6/7/2018	Wade Trim	56.00	ORPS 2
4210	6/14/2018	Howell Contractors, Inc.	203,757.77	Madison Pike
4211	6/21/2018	Bullitt Co. Belting & Supply	10,263.36	FTTP Sludge Press Conveyor Belt & Roller
4212	6/21/2018	Geotechnology	6,999.71	Winters Ln Water Main Replacement
4213	6/21/2018	Dugan & Meyers LLC	72,048.93	TMTP Sludge
4214	6/21/2018	Cardinal Engineering	1,062.50	Stonehouse Rd Water Main Replacement
4215	6/21/2018	Bayer & Becker, Inc.	2,092.50	Ripple Creek & Winters Lane Water Mains
4216	6/21/2018	Larry Smith Incorporated	54,986.92	Birch Dr Water Main Replacement
4217	6/21/2018	A&S Electric Supply Inc.	528.47	Erlanger Rd Ph 2, Ripple Creek, Winters Lane
4218	6/28/2018	HDR Engineering, Inc.	1,659.86	SCADA
4219	6/29/2018	Bayer & Becker, Inc.	220.00	Ripple Creek Water Main Replacement
4220	6/29/2018	CT Consultants	6,226.59	Alexandria Circle & Pentland Water Main Replacement
4221	6/29/2018	Rose Excavating & Development Inc.	102,210.34	Erlanger Rd Water Main Replacement
4222	6/29/2018	Gemmer & Sons Inc.	184,110.48	Winters Ln Water Main Replacement

**Total Checks BAN 2017**

**\$ 7,684,939.60**

**Northern Kentucky Water District**  
**BAN 2011**  
**Check Register**  
**July 1, 2017 thru June 30, 2018**

<b>Ck#</b>	<b>Ck Date</b>	<b>Vendor</b>	<b>Ck Amount</b>	<b>Description</b>
3387	4/19/2018	Enquirer Media	550.36	Invitation to Bid
3388	5/25/2018	A&S Electric Supply	74.83	Edgewood, Dudley Water Main Replacement
3389	6/7/2018	Northeast Ky Excavating Co Inc.	147,961.26	Edgewood, Dudley Water Main Replacement
3390	6/14/2018	Kentucky State Treasurer	45,040.00	Johns Hill Rd Three Mile
3391	6/21/2018	Magna Engineers	9,765.00	FTTP Lab Generator
3392	6/21/2018	A&S Electric Supply Inc.	104.16	Dudley Rd Water Main Replacement
3393	6/28/2018	Viox & Viox Inc.	13,000.00	Edgewood Water Main Replacement
<b>Total Checks Ban 2011</b>			<b>\$ 216,495.61</b>	



Q7. Provide a copy of all audit adjustments made for the test-period financial statements.

A7. See attached for all audit adjustments made for the year ending December 31, 2017, the most recent audited financial statements.

Client: **Northern Kentucky Water District**  
Engagement: **2017 Audit**  
Workpaper: **Adjusting Journal Entries Report**

<u>Account</u>	<u>Description</u>	<u>W/P Ref</u>	<u>Debit</u>	<u>Credit</u>
<b>Adjusting Journal Entries JE # 1</b>		<b>PBC</b>		
PBC to record allowance for doubtful accounts				
670-7000-054	Bad Debt Expense		35,000	
143-0000-000	Allowance for Doubtful Account			35,000
<b>Total</b>			<b>35,000</b>	<b>35,000</b>
<b>Adjusting Journal Entries JE # 3</b>		<b>PBC</b>		
PBC entry to adjust Equity to match prior year financial statements				
675-8000-079	Miscellaneous Expenses		9	
215-0000-000	Unappropriated Fund Balance			9
<b>Total</b>			<b>9</b>	<b>9</b>
<b>Adjusting Journal Entries JE # 4</b>		<b>8102.00</b>		
Entry to record USDA grant revenue and receivable				
142-0004-000	AR Grants		85,901	
142-0004-000	AR Grants		151,328	
474-0016-000	Income- Grant Revenue			237,229
<b>Total</b>			<b>237,229</b>	<b>237,229</b>
<b>Adjusting Journal Entries JE # 6</b>		<b>6001.00</b>		
To reverse out beginning pension balances.				
253-0010-000	Net Unfunded Pension Liability (CERS)		16,504,154	
290-0005-000	Changes in Proportion and Differences Before		239,044	
190-0001-000	Contributions Subseq. to the Measurement Date			559,252
190-0002-000	Difference Between Expected and Actual Earnings			72,053
190-0003-000	Net Difference Between Projected and Actual Earning			1,551,559
190-0004-000	Changes of Assumptions			874,302
190-0005-000	Changes in Proportion and Differences Between Cont			163,318
699-9000-000	Pension Expense			13,522,714
<b>Total</b>			<b>16,743,198</b>	<b>16,743,198</b>
<b>Adjusting Journal Entries JE # 7</b>		<b>6001.00</b>		
To record current year net pension liability, deferred inflows, and deferred outflows related to pension.				
190-0002-000	Difference Between Expected and Actual Earnings		23,275	
190-0003-000	Net Difference Between Projected and Actual Earning		1,486,175	
190-0004-000	Changes of Assumptions		3,462,673	
190-0005-000	Changes in Proportion and Differences Between Cont		55,160	
699-9000-000	Pension Expense		16,030,307	
253-0010-000	Net Unfunded Pension Liability (CERS)			18,765,118
290-0002-000	Difference Between Expected and Actual Experience			476,339
290-0003-000	Net Difference Between Projected and Actual Investment Earnings			1,254,072
290-0005-000	Changes in Proportion and Differences Before			562,061
<b>Total</b>			<b>21,057,590</b>	<b>21,057,590</b>
<b>Adjusting Journal Entries JE # 8</b>		<b>6001.00</b>		
To record contributions after measurement date.				
190-0001-000	Contributions Subseq. to the Measurement Date		559,051	
699-9000-000	Pension Expense			559,051
<b>Total</b>			<b>559,051</b>	<b>559,051</b>

Q8a. Provide the information requested in Appendix A in Microsoft Excel spreadsheet format with all formulas intact and unprotected and with all columns and rows accessible for yearly salary and benefit information for each employee of Northern Kentucky District for the years 2013-2017 (in gross dollars-not hourly or monthly rates).

- (1) Employee number.
- (2) Position title.
- (3) Regular salary or pay.
- (4) Overtime Pay.
- (5) Excess vacation payout.
- (6) Standby/On-Call pay.
- (7) Bonus and incentive pay.
- (8) Any other forms of incentives (may include stock options or forms of deferred compensation).
- (9) Other amounts paid and reported on the employees' W-2 (specify).
- (10) Healthcare benefits cost for employees.
  - (a) Amount paid by the employer.
  - (b) Amount paid by the employee.
- (11) Dental benefits cost for employees.
  - (a) Amount paid by the employer.
  - (b) Amount paid by the employee.
- (12) Vision benefits cost for employees.
  - (a) Amount paid by the employer.
  - (b) Amount paid by the employee.
- (13) Life insurance cost for employees.
  - (a) Amount paid by the employer.
  - (b) Amount paid by the employee.
- (14) Accidental death and disability benefits.
  - (a) Amount paid by the employer.
  - (b) Amount paid by the employee.
- (15) Defined Contribution-401(k) or similar plan cost for employees. Provide the amount paid by the employer.
- (16) Defined Benefits Retirement cost for employees.
  - (a) Amount paid by the employer.
  - (b) Amount paid by the employee.
- (17) Cost of any other benefit available to an employee (specify).

- A8a. Refer to files:  
NKWD\_PSCDR1\_8a\_2013 Salary and Benefits  
NKWD\_PSCDR1\_8a\_2014 Salary and Benefits  
NKWD\_PSCDR1\_8a\_2015 Salary and Benefits  
NKWD\_PSCDR1\_8a\_2016 Salary and Benefits  
NKWD\_PSCDR1\_8a\_2017 Salary and Benefits

The amount of Dental Benefits cost paid by Northern Kentucky District as requested in Q8a. (11)(a) is not available in the format requested by the PSC for the years 2013 and 2015.

- Q8b. Provide all calculations used to develop the percentage of test-period payroll capitalized.

- A8b. Refer to file NKWD\_PSCDR1\_8b\_Test-Period Payroll Capitalized.

Northern Kentucky Water District  
 Case NO: 2018-00291  
 Salary & Benefit Data by Employee

Year => 2017

Employee Number	Title	Regular	Overtime	Excess Vacation Payout	Standby/ On Call	Bonus	Other*	Sub-Total	Health Benefits Cost		Dental Benefits		Vision		Life Insurance		AD&D		401k		Defined Benefit Retirement		Any Other Wage, Salary, Compensation or Benefit Not Listed	Totals		
									Northern	Employee	Northern	Employee	Northern	Employee	Northern	Employee	Northern	Employee	Northern	Employee	Northern	Employee		Northern	Employee	
																										Northern
30060	Distribution Foreman	60,621.78	4,174.05	1,179.60	262.50	-	294.92	66,532.85	28,559.92	4,553.12	3,325.20	-	-	245.00	169.74	-	397.12	-	-	-	12,370.39	3,267.19	-	111,355.22	8,065.31	
40150	Account Services Representative	44,907.12	429.10	1,010.08	-	-	1,580.00	47,926.30	10,347.96	-	187.20	-	-	96.48	124.20	-	292.80	-	-	-	8,877.76	2,345.84	-	67,756.22	2,442.32	
20075	Plant Foreman	60,142.64	3,883.44	1,156.80	4,843.00	-	-	70,025.88	16,970.96	1,655.68	82.20	-	-	176.80	168.36	446.68	392.52	-	-	-	13,037.82	3,442.92	-	100,677.74	5,722.08	
60482	Distribution Fieldman	25,293.13	4,131.25	-	398.25	-	436.80	30,259.43	21,682.62	3,152.16	377.65	-	-	116.28	76.59	-	180.63	-	-	-	5,669.85	1,506.84	-	58,246.77	4,775.28	
60572	Mapping Technician	24,695.11	196.66	-	-	-	-	24,891.77	7,760.97	-	2,420.55	-	-	66.30	70.38	-	161.82	-	-	-	4,732.45	1,493.65	-	40,037.94	1,559.95	
60523	Distribution Fieldman	35,259.36	4,911.30	-	571.25	-	385.20	41,127.11	28,559.92	4,553.12	666.20	-	-	-	99.36	-	232.32	-	-	-	7,787.56	2,056.40	-	78,472.47	6,609.52	
60573	HR Administrative Assistant	21,464.41	-	-	-	-	-	21,464.41	6,036.31	-	114.95	-	-	-	59.57	24.49	137.13	-	-	-	4,099.50	1,287.74	-	31,911.87	1,312.23	
60514	Plant Operator	25,356.51	1,191.13	-	-	-	-	26,547.64	6,036.31	-	47.95	-	-	100.13	64.40	-	149.10	-	-	-	4,808.40	1,538.07	-	37,653.80	1,638.20	
60540	Distribution Fieldman	34,913.57	4,761.48	-	483.00	-	618.05	40,776.10	24,678.36	3,605.88	82.20	-	-	-	99.36	297.78	231.00	-	-	-	7,722.45	2,446.60	-	73,589.47	6,350.26	
60496	Instrumentation Tech	50,283.15	5,157.87	-	1,192.50	-	-	56,633.52	29,159.92	3,953.12	1,562.70	-	-	-	140.76	-	327.60	-	-	-	10,722.68	3,518.25	-	98,547.18	7,471.37	
40250	Engineering Technician	53,327.82	731.06	1,026.00	-	-	-	55,084.88	28,559.92	4,553.12	1,289.20	-	-	-	149.04	-	348.24	-	-	-	10,233.92	2,702.65	-	95,665.20	7,255.77	
60508	Computer Support Tech	50,328.98	3,958.37	581.04	-	-	-	54,868.39	16,970.96	1,655.68	1,349.10	-	-	105.26	140.76	-	328.68	-	-	-	10,273.80	3,257.07	-	83,931.69	5,018.01	
60532	Account Services Team Lead - Call	34,662.81	1,625.80	-	-	-	-	36,288.61	16,970.96	1,655.68	1,446.20	-	-	176.80	96.60	43.68	224.52	-	-	-	6,881.34	2,177.25	-	61,908.23	4,053.41	
60564	Customer Service Field Representative	30,022.64	3,342.90	-	996.00	-	816.43	35,177.97	10,347.96	-	310.80	-	-	-	86.02	-	197.78	-	-	-	6,481.86	1,860.95	-	52,602.39	1,860.95	
60520	Plant Operator	36,760.28	3,000.39	730.80	-	-	-	40,491.47	10,347.96	-	3,628.90	-	-	-	105.80	-	244.16	-	-	-	7,593.25	2,407.68	-	62,411.54	2,407.68	
30100	Distribution Fieldman	51,590.06	1,871.59	993.20	165.25	-	1,872.08	56,492.18	28,559.92	4,553.12	2,438.10	-	-	260.00	143.52	-	336.84	-	-	-	10,503.04	2,774.67	-	98,473.60	7,587.79	
40260	Information Services Manager	109,584.75	-	2,105.64	-	-	-	111,690.39	18,461.21	2,028.07	293.70	-	-	167.96	303.60	-	710.26	-	-	-	20,713.64	5,471.00	-	152,172.80	7,667.03	
60553	Staff Engineer	42,065.81	-	-	-	-	2,842.71	44,908.52	22,417.53	2,279.67	376.20	-	-	-	146.28	-	341.16	-	-	-	7,937.46	2,523.79	-	76,127.15	4,803.46	
60518	Instrumentation Tech	35,884.00	1,346.28	-	1,982.50	-	-	39,212.78	28,559.92	4,553.12	2,370.20	-	-	260.00	99.36	-	234.00	-	-	-	7,420.45	2,352.61	-	77,896.71	7,165.73	
60588	Distribution Fieldman	635.60	71.51	-	-	-	-	707.11	-	-	-	-	-	-	0.31	-	-	-	-	-	135.62	42.43	-	842.73	42.74	
60545	HR Manager	89,670.65	-	862.10	-	-	-	90,532.74	12,534.40	573.12	1,931.70	-	-	119.00	248.40	42.64	584.52	-	-	-	16,961.37	4,480.00	-	122,793.13	5,214.76	
30225	Distribution Fieldman	51,391.98	4,851.20	-	630.25	-	935.12	57,808.55	11,976.54	-	314.70	-	-	-	143.52	-	336.84	-	-	-	10,940.76	2,890.00	-	81,520.91	2,890.00	
40330	Engineering/Distribution Clerk	39,792.21	151.09	-	-	-	-	39,943.30	10,347.96	-	2,183.80	-	-	88.40	113.16	546.53	262.08	-	-	-	6,012.08	1,997.17	-	60,412.08	2,632.10	
20378	Pump Mechanic	42,491.20	1,913.10	-	1,657.50	-	-	46,061.80	28,559.92	4,553.12	952.20	-	-	-	118.22	66.00	276.18	-	-	-	8,720.75	2,303.13	-	84,689.07	6,922.25	
10131	Distribution Fieldman	32,631.21	7,979.81	-	1,067.50	-	791.80	42,470.32	10,347.96	-	82.20	-	-	88.40	93.84	-	215.76	-	-	-	8,048.68	2,548.26	-	61,258.76	2,636.66	
40350	Building & Grounds Tech	39,290.00	-	-	-	-	-	39,290.00	16,970.96	1,655.68	82.20	-	-	-	110.40	164.84	256.68	-	-	-	7,437.61	1,964.50	-	64,147.85	3,785.02	
60566	Distribution Fieldman	28,443.13	7,192.34	-	443.25	-	794.52	36,873.24	9,485.63	-	75.35	-	-	-	78.20	13.95	179.80	-	-	-	6,995.22	2,212.45	-	53,687.44	2,226.40	
60528	Meter Shop Fieldman	35,896.79	1,477.46	-	78.50	-	43.23	37,495.98	10,347.96	-	900.20	-	-	-	98.90	-	233.20	-	-	-	7,099.83	2,249.88	-	56,176.07	2,249.88	
60494	Pump Mechanic	40,962.43	1,194.12	-	1,421.00	-	-	43,577.55	28,559.92	4,553.12	187.20	-	-	260.00	112.70	-	265.82	-	-	-	8,248.97	2,178.91	-	80,952.16	6,992.03	
40400	Plant Operator	49,653.20	4,077.75	920.00	-	-	-	54,650.95	29,294.92	3,818.12	214.20	-	-	-	132.48	-	312.00	-	-	-	10,173.94	2,686.56	-	94,778.49	6,504.68	
40405	Database Administrator	78,669.77	-	1,510.38	-	-	2,351.20	82,531.35	16,970.96	1,655.68	293.70	-	-	186.39	218.04	-	512.28	-	-	-	15,315.95	4,047.05	-	115,842.28	5,889.12	
60487	Plant Operator	41,731.61	5,279.93	778.00	125.50	-	-	47,915.04	10,347.96	-	374.70	-	-	-	117.30	-	272.76	-	-	-	8,925.93	2,356.85	-	67,953.69	2,356.85	
60525	Meter Shop Fieldman	35,426.40	1,443.51	-	-	-	-	36,869.91	10,347.96	-	82.20	-	-	88.40	99.36	-	231.36	-	-	-	6,980.55	2,212.33	-	54,611.34	2,300.73	
20450	Pump Mechanic	55,509.98	1,873.20	1,099.67	-	-	-	58,482.85	29,582.72	3,530.32	1,867.10	-	-	167.96	154.10	-	361.15	-	-	-	10,859.97	2,868.20	-	101,307.89	6,566.48	
60549	Distribution Fieldman	34,201.13	4,146.91	-	461.08	-	165.32	38,974.44	16,970.96	1,655.68	338.20	-	-	88.40	96.60	-	224.52	-	-	-	7,377.76	2,338.43	-	63,982.48	4,082.51	
60585	Distribution Fieldman	7,587.48	1,930.69	-	180.00	-	39.73	9,737.90	2,586.99	-	20.55	-	-	20.40	15.64	3.72	35.96	-	-	-	1,867.73	584.29	-	14,264.77	608.41	
30325	Maintenance Supervisor	97,025.24	-	-	-	-	-	97,025.24	19,302.89	1,186.39	351.35	-	-	158.27	207.00	-	488.28	-	-	-	13,279.78	3,510.66	-	130,654.54	4,855.32	
60548	Plant Operator	40,209.93	1,529.19	752.80	-	-	-	42,491.92	10,347.96	-	562.20	-	-	-	115.23	-	266.87	-	-	-	7,892.62	2,504.34	-	61,676.80	2,504.34	
60578	Distribution Fieldman	15,174.96	3,307.14	-	237.25	-	79.46	18,798.81	5,173.98	-	41.10	-	-	-	39.10	-	89.90	-	-	-	3,605.61	1,127.95	-	27,748.50	1,127.95	
60465	Engineering/Distribution Clerk	34,152.03	345.03	657.20	-	-	-	35,154.26	10,347.96	-	2,399.12	-	-	-	96.60	320.84	223.08	-	-	-	6,529.54	1,724.85	-	54,750.56	2,045.69	
40435	Distribution Foreman	54,119.85	2,653.64	1,083.20	-	-	132.18	57,988.87	-	-	-	-	-	-	150.19	-	352.02	-	-	-	10,777.91	2,845.11	-	69,268.99	2,845.11	
40640	Accounting Technician	41,780.82	896.51	804.00	-	-	-	43,481.33	28,559.92	4,553.12	2,218.30	-	-	-	115.92	-	272.64	-	-	-	8,080.77	2,133.83	-	82,728.88	6,686.95	
60569	Network / CIS Administrator	56,571.18	-	-	-	-	923.20	57,494.38	-	-	-	-	-	-	153.18	-	359.55	-	-	-	10,920.66	3,447.62	-	68,927.77	3,447.62	
60583	Distribution Fieldman	7,468.31	1,763.78	-	96.25	-	158.91	9,487.25	2,586.99	-	20.55	-	-	20.40	15.64	-	35.96	-	-	-	1,819.65	569.25	-	13,966.04	589.65	
30350	Inspector I	58,751.94	6,483.41	1,270.04	-	-	-	66,505.39	16,970.96	1,655.68	684.20	-	-	-	162.84	-	383.28	-	-	-	12,349.46	3,260.52	-	97,056.13	4,916.20	
60529	Distribution Fieldman	35,839.55	8,912.28	-	766.25	-	638.75	46,156.83	28,559.92	4,553.12	82.20	-	-	260.00	101.43	337.48	236.82	-	-	-	8,744.13	2,307.85	-	83,881.33	7,458.45	
60577	Lab Assistant Co-Op	7,497.00	-	-	-	-	-	7,497.00	-	-	-	-	-	-	-	-	-	-	-	-	-	-	-	-	7,497.00	-
60484	Plant Operator	43,261.20	5,270.49	-	-	-	-	48,531.69	10,347.96	-	349.20	-	-	88.40	115.92	-	267.72	-	-	-	9,185.93	2,911.95	-	68,798.42	3,000.35	
30415	Distribution Fieldman	33,577.56	1,685.33	-	311.25	-	1,878.11	37,452.25	10,704.01	1,248.07	543.85	-	-	-	8											

Employee Number	Title	Regular	Overtime	Excess Vacation Payout	Standby/ On Call	Bonus	Other*	Sub-Total	Health Benefits Cost		Dental Benefits		Vision		Life Insurance		AD&D		401k		Defined Benefit Retirement		Any Other Wage, Salary, Compensation or Benefit Not Listed	Totals		
									Northern	Employee	Northern	Employee	Northern	Employee	Northern	Employee	Northern	Employee	Northern	Employee	Northern	Employee		Northern	Employee	Northern
60488	Account Services Representative	32,925.60	136.42	-	-	-	-	33,062.02	28,559.92	4,553.12	536.70	-	-	176.80	91.08	162.76	214.92	-	-	-	-	6,258.71	1,653.11	-	68,723.35	6,545.79
40810	Equipment Serviceman	51,649.04	1,024.24	-	1,556.00	-	1,539.60	55,768.88	28,559.92	4,553.12	874.00	-	-	260.00	143.52	-	336.84	-	-	-	-	10,554.31	2,788.35	-	96,237.47	7,601.47
30630	Distribution Fieldman	50,107.25	1,147.84	-	316.50	-	-	51,571.59	18,461.21	2,028.07	369.20	-	-	167.96	140.76	-	327.12	-	-	-	-	9,761.63	2,578.43	-	80,631.51	4,774.46
60552	Distribution Fieldman	33,200.89	12,227.18	-	1,446.50	-	1,414.31	48,288.88	28,559.92	4,553.12	1,688.20	-	-	260.00	96.60	337.48	225.74	-	-	-	-	9,140.34	2,897.27	-	87,999.68	8,047.87
10130	President/CEO	272,017.38	-	5,203.95	-	-	18,042.02	295,263.35	18,461.21	2,028.07	509.20	-	-	167.96	402.50	-	922.30	4,842.02	-	-	-	51,841.17	13,333.61	-	367,399.73	20,371.66
40645	Engineering Clerk	39,411.25	2,387.04	900.74	-	-	-	42,699.03	16,970.96	1,655.68	3,842.20	-	-	176.80	110.40	-	257.28	-	-	-	-	7,911.32	2,089.93	-	71,791.19	3,922.41
60457	Meter Shop Lead	48,164.14	1,875.23	-	-	-	59.48	50,098.85	28,559.92	4,553.12	82.20	-	-	260.00	134.78	380.64	314.05	-	-	-	-	9,489.84	2,504.94	-	88,679.64	7,698.70
40655	Scanner	29,629.21	1,725.49	-	-	-	1,836.00	33,190.70	10,347.96	-	643.70	-	-	88.40	91.08	-	102.36	-	-	-	-	5,935.82	1,567.77	-	50,311.62	1,656.17
30635	Inventory Specialist	51,677.85	3,501.07	993.20	-	-	1,810.00	57,982.12	18,461.21	2,028.07	2,166.60	-	-	167.96	71.76	-	325.92	-	-	-	-	10,778.78	2,847.83	-	89,786.39	5,043.86
60582	Plant Operator	8,341.64	343.44	-	-	-	-	8,685.08	2,586.99	-	20.55	-	-	55.00	18.40	25.74	43.14	-	-	-	-	1,665.78	521.09	-	13,019.94	601.83
60558	Part time Lab Analyst (Seasonal Position)	12,596.50	-	-	-	-	-	12,596.50	-	-	-	-	-	-	-	-	-	-	-	-	-	-	-	-	12,596.50	-
60471	Administrative Assistant	48,972.80	2,470.25	-	-	-	-	51,443.05	16,970.96	1,655.68	1,125.40	-	-	176.80	138.00	319.39	319.92	-	-	-	-	9,733.66	2,572.15	-	79,730.99	4,724.02
30715	Distribution Supervisor	66,843.29	-	-	-	-	-	66,843.29	28,559.92	4,553.12	82.20	-	-	-	184.92	-	435.84	-	-	-	-	12,647.96	3,340.68	-	108,754.13	7,893.80
60486	Inspector	36,232.96	548.45	696.40	-	-	-	37,477.81	18,461.21	2,028.07	382.20	-	-	167.96	102.12	-	236.52	-	-	-	-	6,962.71	-	-	63,622.57	2,196.03
30700	Customer Service Foreman	16,499.97	92.67	-	-	-	-	16,592.64	13,611.18	191.04	84.85	-	-	30.00	15.18	-	35.53	-	-	-	-	1,277.15	341.86	-	19,366.53	562.90
60459	Distribution Crew Leader	48,008.92	3,351.00	-	294.75	-	188.90	51,843.57	29,339.92	3,773.12	659.20	-	-	-	135.70	380.64	317.23	-	-	-	-	9,805.73	2,592.19	-	92,101.35	6,745.95
60580	Plant Operator U (3rd)	10,768.72	905.91	-	-	-	-	11,674.63	6,166.76	663.00	27.40	-	-	54.91	31.28	109.83	71.92	-	-	-	-	2,239.20	700.53	-	20,211.19	1,528.27
60559	Acting Engineering Manager-Operations	55,628.14	-	-	-	-	-	55,628.14	27,799.24	4,261.82	618.60	-	-	167.96	153.64	-	361.45	-	-	-	-	10,531.60	3,337.34	-	95,092.67	7,767.12
40750	Customer Service Field Representative	51,662.07	6,192.16	1,112.07	1,488.75	-	1,810.00	62,265.05	10,347.96	-	2,048.70	-	-	-	143.52	-	336.84	-	-	-	-	11,571.26	3,056.89	-	86,713.33	3,056.89
20875	Safety Coordinator	78,586.02	-	1,510.38	-	-	2,060.00	82,156.40	28,559.92	4,553.12	3,017.70	-	-	-	218.04	87.88	512.28	-	-	-	-	15,251.31	4,029.75	-	129,715.65	8,670.75
30825	Engineering Technician	48,712.32	246.01	562.32	-	-	-	49,520.65	28,559.92	4,553.12	822.63	-	-	-	134.78	-	316.62	-	-	-	-	9,267.60	2,447.89	-	88,622.20	7,001.01
40850	Account Services Team Lead - Billing	59,435.09	13,960.98	1,142.00	-	-	2,059.20	76,597.27	18,461.21	2,028.07	2,489.50	-	-	193.86	165.60	177.32	387.48	-	-	-	-	14,272.18	3,770.27	-	112,373.24	6,169.52
60537	Customer Service Field Representative	35,135.60	3,495.27	-	1,382.00	-	-	40,012.87	10,347.96	-	909.70	-	-	88.40	99.36	-	229.68	-	-	-	-	7,574.72	2,400.77	-	59,174.29	2,489.17
60560	Customer Service Foreman	42,758.00	2,671.96	-	790.25	-	-	46,220.21	28,559.92	4,553.12	1,251.00	-	-	-	116.84	112.57	273.78	-	-	-	-	8,749.40	2,773.26	-	85,171.15	7,438.95
60542	Account Services Representative	30,122.41	222.81	-	-	-	-	30,345.22	10,347.96	-	1,128.20	-	-	88.40	85.56	-	197.04	-	-	-	-	5,744.43	1,820.86	-	47,848.41	1,909.26
20900	Maintenance Manager	79,804.49	-	-	-	-	-	79,804.49	10,704.01	1,248.07	1,429.25	-	-	103.36	141.68	-	333.34	-	-	-	-	9,855.24	2,626.07	-	102,268.01	3,977.50
40900	Customer Service Field Representative	51,655.51	7,467.96	1,221.81	1,490.50	-	478.80	62,314.58	10,347.96	-	82.20	-	-	-	143.52	-	336.84	-	-	-	-	11,555.82	3,053.17	-	84,780.92	3,053.17
60555	Instrumentation Tech	9,287.55	243.00	-	507.00	-	-	10,037.55	3,449.32	-	27.40	-	-	-	31.28	-	73.16	-	-	-	-	1,875.04	602.26	-	15,493.75	602.26
20910	Chemistry Supervisor	78,387.41	-	1,507.45	-	-	-	79,894.86	16,970.96	1,655.68	4,228.06	-	-	88.40	218.04	577.72	511.56	-	-	-	-	14,829.23	3,916.70	-	116,652.71	6,238.50
30835	Distribution Foreman	60,713.73	1,074.57	-	32.00	-	73.10	61,893.40	16,970.96	1,655.68	288.20	-	-	-	168.36	330.52	396.72	-	-	-	-	11,715.47	3,094.05	-	91,433.11	5,080.25
60516	Distribution Fieldman	35,816.77	3,643.92	-	483.00	-	129.69	40,073.38	10,347.96	-	82.20	-	-	-	99.36	-	234.48	-	-	-	-	7,588.22	2,404.47	-	58,425.60	2,404.47
60519	Building & Grounds Lead	27,812.44	173.97	-	-	-	-	27,986.41	12,372.45	1,287.07	344.90	-	-	106.59	75.44	102.96	175.04	-	-	-	-	4,821.62	1,539.97	-	45,775.86	3,036.59
20925	Plant Supervisor	66,884.00	-	1,286.37	-	-	-	68,170.37	18,461.21	2,028.07	446.70	-	-	-	184.92	-	436.20	-	-	-	-	12,655.50	3,342.76	-	100,354.90	5,370.83
20930	Chemist	60,018.37	-	-	-	-	7,125.11	67,143.48	16,970.96	1,655.68	82.20	-	-	176.80	190.44	-	445.68	-	-	-	-	11,758.09	3,101.52	-	96,590.85	4,934.00
60517	VP Finance & Support Services	103,165.41	-	2,149.72	-	-	4,238.57	109,553.70	28,559.92	4,553.12	463.80	-	-	167.96	309.12	41.07	729.00	-	-	-	-	19,498.26	6,186.68	-	159,113.80	10,948.83
41010	Account Services Lead	29,871.15	1,811.63	-	-	-	-	31,682.78	10,899.01	1,053.07	946.75	-	-	87.21	78.66	-	184.08	-	-	-	-	5,812.28	1,554.32	-	49,603.56	2,694.60
60538	Equipment Serviceman	35,302.00	776.84	-	1,620.00	-	-	37,698.84	28,559.92	4,553.12	82.20	-	-	260.00	99.36	-	230.76	-	-	-	-	7,138.48	2,261.85	-	73,809.56	7,074.97
41125	CAD Tech	45,547.23	197.19	876.40	-	-	-	46,620.82	10,347.96	-	82.20	-	-	88.40	126.96	-	297.36	-	-	-	-	8,658.88	2,287.22	-	66,134.18	2,375.62
60526	Distribution Fieldman	34,886.23	6,596.66	-	576.50	-	519.43	42,578.82	10,347.96	-	386.40	-	-	-	99.36	-	231.36	-	-	-	-	8,061.29	2,554.71	-	61,705.19	2,554.71
60581	Building & Grounds Tech II	8,120.00	206.63	-	-	-	-	8,326.63	4,210.90	445.76	20.55	-	-	47.60	21.39	-	49.26	-	-	-	-	1,597.02	416.33	-	14,225.75	909.69
60584	Distribution Fieldman	7,460.36	798.49	-	112.50	-	39.73	8,411.08	2,586.99	-	1,143.15	-	-	20.40	15.64	-	35.96	-	-	-	-	1,613.25	504.69	-	13,806.07	525.09
40975	Account Services Representative	38,961.06	130.86	-	-	-	-	39,091.92	18,461.21	2,028.07	789.70	-	-	167.96	113.16	-	263.16	-	-	-	-	7,396.80	1,954.59	-	66,115.95	4,150.62
60493	Distribution Fieldman	35,876.09	6,040.03	-	495.75	-	1,002.31	43,414.18	10,347.96	-	1,132.50	-	-	-	102.12	-	240.84	-	-	-	-	8,223.39	2,170.78	-	63,460.99	2,170.78
60500	Engineering Manager	83,953.41	-	1,634.62	-	-	-	85,588.03	28,559.92	4,553.12	1,125.20	-	-	-	232.99	26.00	544.77	-	-	-	-	15,888.27	5,035.15	-	131,939.18	9,614.27
41160	Inspector I	53,470.53	2,004.51	-	-	-	-	55,475.04	15,319.33	1,755.07	68.50	-	-	-	119.60	-	277.40	-	-	-	-	8,598.24	2,276.22	-	79,858.11	4,031.29
60551	HR Finance Coordinator	7,269.03	-	-	-	-	-	7,269.03	1,724.66	-	13.70	-	-	-	10.20	28.06	68.22	65.94	-	-	-	1,213.67	-	-	10,315.06	78.42
41225	Distribution Crew Leader	51,267.86	9,512.52	-	411.25	-	504.70	61,696.33	28,559.92	4,553.12	169.30	-	-	260.00	144.21	-	337.02	-	-	-	-	11,688.84	3,084.62	-	102,595.62	7,897.74
41250	Distribution/Special Project Manager	88,976.33	-	1,708.19	-	-	-	90,684.52	28,559.92	4,553.12	5,756.90	-	-	260.00	245.64	20										

Year => 2017

Employee Number	Title	Regular	Overtime	Excess Vacation Payout	Standby/ On Call	Bonus	Other*	Sub-Total	Health Benefits Cost		Dental Benefits		Vision		Life Insurance		AD&D		401k	Defined Benefit Retirement		Any Other Wage, Salary, Compensation or Benefit Not Listed	Totals		
									Northern	Employee	Northern	Employee	Northern	Employee	Northern	Employee	Northern	Employee	Northern	Employee	Northern		Employee	Northern	Employee
60530	Equip. Service	35,815.23	2,219.19	-	1,606.00	-	-	39,640.42	28,559.92	4,553.12	2,948.50	-	-	260.00	99.36	202.28	233.88	-	-	-	7,509.17	2,378.32	-	78,991.25	7,393.72
60571	Customer Service Field Representative	25,424.00	1,781.74	-	799.50	-	-	28,005.24	7,760.97	-	237.15	-	-	-	70.38	12.40	161.82	-	-	-	5,321.55	1,680.42	-	41,557.11	1,692.82
<b>Total Amount</b>		<b>\$ 7,360,971.12</b>	<b>\$ 379,432.83</b>	<b>\$ 61,527.59</b>	<b>\$ 54,163.08</b>	<b>\$ -</b>	<b>\$ 112,876.36</b>	<b>\$ 7,968,970.98</b>	<b>\$ 2,796,066.30</b>	<b>\$ 318,911.11</b>	<b>\$ 154,469.29</b>	<b>\$ -</b>	<b>\$ -</b>	<b>\$ 15,352.68</b>	<b>\$ 19,966.76</b>	<b>\$ 10,574.15</b>	<b>\$ 46,727.73</b>	<b>\$ 4,842.02</b>	<b>\$ -</b>	<b>\$ 1,463,685.64</b>	<b>\$ 406,483.20</b>	<b>\$ -</b>	<b>\$ 12,449,886.70</b>	<b>\$ 756,163.16</b>	

\* Other includes Third Party Sick, Auto Allowance, Bump Pay, Disability Insurance, Insurance Waiver,

Northern Kentucky Water District  
Case NO: 2018-00291  
Salary & Benefit Data by Employee

Year => 2016

Employee Number	Title	Regular	Overtime	Excess Vacation Payout	Standby/ On Call	Bonus	Other*	Sub-Total	Health Benefits Cost		Dental Benefits		Vision		Life Insurance		AD&D		401k	Defined Benefit Retirement		Any Other Wage, Salary, Compensation or Benefit Not Listed	Totals		
									Northern	Employee	Northern	Employee	Northern	Employee	Northern	Employee	Northern	Employee		Northern	Employee		Northern	Employee	Northern
40258	Mapping Tech	35,696.17	3,726.64	-	-	-	-	39,422.81	23,402.28	2,166.30	216.35	-	-	-	-	104.88	-	245.28	-	-	6,709.11	1,884.08	-	70,100.71	4,050.38
30060	Distribution Crew Leader	55,393.01	13,317.54	-	444.00	-	949.57	70,104.12	26,968.92	4,299.36	317.20	-	-	-	-	157.32	-	368.16	-	-	12,496.17	3,505.10	-	110,411.89	7,804.46
40150	Account Services Representative	44,907.29	2,129.35	1,057.83	-	-	1,459.48	49,553.95	9,771.48	-	82.20	-	-	68.46	124.20	-	-	292.80	-	-	8,679.23	2,424.82	-	68,503.86	2,493.28
20075	Plant Foreman	58,099.94	7,999.85	1,117.60	4,066.50	-	-	71,283.89	16,023.80	1,565.20	82.20	-	-	23.10	162.84	28.65	-	379.44	-	-	12,539.56	3,508.08	-	100,471.73	5,125.03
60482	Distribution Fieldman	35,457.20	8,514.92	-	722.25	-	611.40	45,305.77	26,968.92	4,299.36	601.20	-	-	-	99.36	-	-	233.52	-	-	8,113.92	2,265.33	-	81,322.69	6,564.69
60523	Distribution Fieldman	34,430.87	3,328.02	-	492.50	-	124.65	38,376.04	9,771.48	-	595.20	-	-	-	96.60	-	-	225.72	-	-	6,861.27	1,918.82	-	55,926.31	1,918.82
60514	Plant Operator	39,200.44	2,346.60	-	-	-	-	41,547.04	9,771.48	-	82.20	-	-	12.18	104.88	-	-	242.67	-	-	7,444.12	2,492.80	-	59,192.39	2,504.98
60540	Distribution Fieldman	33,075.48	9,094.36	-	1,200.75	-	1,272.04	44,642.63	26,968.92	4,299.36	414.20	-	-	-	96.60	20.22	-	224.16	-	-	8,005.12	2,678.60	-	80,351.63	6,998.18
10160	VP Finance/CFO	22,438.73	-	-	-	-	-	22,438.73	-	-	-	-	-	-	-	-	-	-	-	-	486.53	142.59	-	22,925.26	142.59
60496	Instrumentation Tech	48,712.64	9,647.42	937.20	1,787.00	-	-	61,084.26	27,358.92	3,909.36	959.70	-	-	-	135.24	-	-	317.88	-	-	10,729.71	3,608.80	-	100,585.71	7,518.16
40250	Engineering Technician	51,771.33	597.60	14.48	-	-	-	52,383.41	26,968.92	4,299.36	953.20	-	-	-	143.52	-	-	337.80	-	-	9,374.94	2,618.33	-	90,161.79	6,917.69
60508	Computer Support Tech	48,928.74	1,057.50	-	-	-	-	49,986.24	16,023.80	1,565.20	82.20	-	-	129.92	135.24	-	-	318.84	-	-	8,951.37	2,999.19	-	75,497.69	4,694.31
60536	Building & Grounds Tech	23,392.77	193.86	-	-	-	-	23,586.63	8,142.90	-	68.50	-	-	-	69.00	-	-	162.40	-	-	4,154.66	1,409.99	-	36,184.09	1,409.99
60532	Account Services Representative	29,896.96	118.64	287.60	-	-	-	30,303.20	16,023.80	1,565.20	2,706.10	-	-	12.18	82.80	2.81	-	195.12	-	-	5,373.21	1,800.87	-	54,684.23	3,381.06
60520	Plant Operator	34,958.80	3,304.23	675.20	-	-	-	38,938.23	10,569.51	-	143.40	-	-	-	99.36	-	-	229.32	-	-	6,840.62	2,295.76	-	56,820.44	2,295.76
30100	Distribution Fieldman	51,650.79	204.84	993.20	37.00	-	1,678.51	54,564.34	26,968.92	4,299.36	2,461.80	-	-	-	143.52	-	-	336.84	-	-	9,577.12	2,678.48	-	94,052.54	6,977.84
40260	Information Services Manager	105,880.63	-	2,034.44	-	-	-	107,915.07	17,432.68	1,915.16	563.70	-	-	24.29	276.00	-	-	687.36	-	-	18,941.24	5,290.45	-	145,816.05	7,229.90
60553	Staff Engineer	50,376.18	-	-	-	-	-	50,376.18	17,432.68	1,915.16	904.10	-	-	-	140.76	-	-	326.52	-	-	9,020.79	3,022.52	-	78,201.03	4,937.68
40270	Customer Service Field Representative	4,338.32	-	-	-	-	-	4,338.32	-	-	-	-	-	-	-	-	-	-	-	-	119.28	73.65	-	4,457.60	73.65
60518	Instrumentation Tech	35,012.80	7,824.53	-	2,116.50	-	-	44,953.83	21,475.64	2,953.00	1,051.20	-	-	36.26	99.36	-	-	228.72	-	-	7,996.87	2,697.33	-	75,805.62	5,686.59
60545	HR Manager	86,647.25	-	1,665.79	-	-	-	88,313.04	16,023.80	1,565.20	3,467.00	-	-	23.10	240.12	2.73	-	564.84	-	-	15,505.26	4,330.74	-	124,114.06	5,921.77
20375	Distribution Supervisor	85,666.82	-	-	-	-	2,552.58	88,219.40	22,418.98	3,637.92	1,320.50	-	-	-	181.70	-	-	426.90	-	-	12,305.51	3,468.79	-	124,872.99	7,106.71
30225	Distribution Fieldman	50,549.39	6,651.06	-	516.75	-	244.32	57,961.52	12,153.34	810.26	388.20	-	-	-	140.76	-	-	331.44	-	-	10,380.43	2,898.01	-	81,355.69	3,708.27
40330	Engineering/Distribution Clerk	38,940.82	561.94	-	-	-	-	39,502.76	9,771.48	-	509.20	-	-	-	107.64	44.43	-	254.28	-	-	7,069.37	1,975.15	-	57,214.73	2,019.58
20378	Pump Mechanic	41,248.64	4,716.96	-	1,449.00	-	-	47,414.60	26,968.92	4,299.36	3,134.20	-	-	-	115.92	4.08	-	269.28	-	-	8,480.68	2,370.73	-	86,383.60	6,674.17
10131	Distribution Fieldman	9,963.03	2,514.63	-	168.00	-	39.73	12,685.39	3,257.16	-	20.55	-	-	12.18	23.46	-	-	53.94	-	-	2,369.63	761.13	-	18,410.13	773.31
40350	Building & Grounds Tech	38,149.44	82.58	-	-	-	-	38,232.02	16,023.80	1,565.20	160.20	-	-	-	107.64	10.58	-	249.24	-	-	6,843.43	1,911.60	-	61,616.33	3,487.38
60528	Meter Shop Fieldman	34,656.33	1,591.64	-	110.00	-	83.56	36,441.53	9,771.48	-	82.20	-	-	-	96.60	-	-	226.80	-	-	6,523.65	2,186.36	-	53,142.26	2,186.36
60494	Pump Mechanic	39,919.68	5,184.00	-	1,600.50	-	-	46,704.18	27,178.92	4,089.36	572.20	-	-	36.26	110.40	-	-	260.52	-	-	8,353.86	2,335.26	-	83,180.08	6,460.88
40400	Plant Operator	48,119.96	5,222.76	714.56	-	-	-	54,057.28	27,748.92	3,519.36	82.20	-	-	-	129.72	-	-	303.12	-	-	9,537.64	2,667.17	-	91,858.88	6,186.53
40405	Database Administrator	81,132.26	-	-	-	-	-	81,132.26	16,023.80	1,565.20	176.70	-	-	90.93	226.32	-	-	529.20	-	-	14,516.08	4,054.42	-	112,604.36	5,710.55
60487	Plant Operator	41,031.26	6,993.83	788.00	-	-	-	48,813.09	9,771.48	-	190.20	-	-	-	113.16	-	-	267.24	-	-	8,585.39	2,401.28	-	67,740.56	2,401.28
60525	Meter Shop Fieldman	34,555.52	573.41	664.80	-	-	-	35,793.73	9,771.48	-	82.20	-	-	12.18	96.60	-	-	225.72	-	-	6,290.24	2,107.82	-	52,259.97	2,120.00
20450	Pump Mechanic	53,866.00	11,218.93	1,057.66	-	-	-	66,142.59	27,748.92	3,519.36	1,880.10	-	-	-	149.04	-	-	351.36	-	-	11,648.39	3,253.80	-	107,920.40	6,773.16
60549	Distribution Fieldman	32,862.64	4,168.83	-	613.75	-	319.72	37,964.94	17,378.47	1,565.20	225.30	-	-	12.18	98.67	-	-	231.53	-	-	6,798.54	2,277.94	-	62,697.45	3,855.32
30325	Maintenance Supervisor	72,400.36	-	-	-	-	-	72,400.36	18,212.68	1,135.16	82.20	-	-	24.29	201.48	-	-	472.08	-	-	12,950.28	3,617.10	-	104,319.08	4,776.55
60488	Account Services Representative	31,808.66	275.42	-	-	-	-	32,084.08	26,968.92	4,299.36	82.20	-	-	-	88.32	10.42	-	207.60	-	-	5,743.00	1,604.19	-	65,174.12	5,913.97
60548	Plant Operator	36,298.74	3,679.69	640.40	-	-	-	40,618.83	9,771.48	-	709.20	-	-	-	93.84	-	-	217.02	-	-	7,153.34	2,393.29	-	58,563.71	2,393.29
60465	Engineering/Distribution Clerk	32,994.94	2,725.74	253.92	-	-	-	35,974.60	9,771.48	-	82.20	-	-	-	93.84	20.58	-	215.64	-	-	6,391.86	1,786.06	-	52,529.62	1,806.64
40640	Accounting Technician	40,374.09	1,099.74	776.80	-	-	-	42,250.63	19,847.44	2,301.32	2,657.70	-	-	-	113.16	-	-	263.64	-	-	7,425.83	2,073.73	-	72,558.40	4,375.05
40435	Inspector	47,264.38	1,692.78	910.40	-	-	56.90	49,924.46	10,582.20	1,143.80	1,023.00	-	-	-	132.48	-	-	308.88	-	-	8,767.61	2,450.70	-	70,738.63	3,594.50
30350	Inspector	56,977.48	5,760.38	1,204.08	-	-	68.58	64,010.52	16,023.80	1,565.20	82.20	-	-	-	160.08	-	-	372.36	-	-	11,254.57	3,139.79	-	91,903.53	4,704.99
60529	Distribution Fieldman	33,856.94	6,386.33	-	700.75	-	655.70	41,599.72	26,968.92	4,299.36	82.20	-	-	-	96.60	21.61	-	225.24	-	-	7,452.08	2,080.05	-	76,424.76	6,401.02
60484	Plant Operator	41,575.68	5,686.98	574.50	-	-	-	47,837.16	9,771.48	-	388.20	-	-	-	110.40	-	-	259.80	-	-	8,455.28	2,835.78	-	66,822.32	2,8



Year => 2016

Employee Number	Title	Regular	Overtime	Excess Vacation Payout	Standby/ On Call	Bonus	Other*	Sub-Total	Health Benefits Cost		Dental Benefits		Vision		Life Insurance		AD&D		401k		Defined Benefit Retirement		Any Other Wage, Salary, Compensation or Benefit Not Listed	Totals							
									Northern	Employee	Northern	Employee	Northern	Employee	Northern	Employee	Northern	Employee	Northern	Employee	Northern	Employee		Northern	Employee	Northern	Employee	Northern	Employee	Northern	Employee
60457	Meter Shop Crew Leader	43,853.67	3,531.72	867.20	-	-	105.83	48,358.42	26,968.92	4,299.36	82.20	-	-	36.26	122.13	24.39	286.10	-	-	-	-	8,513.44	2,374.58	-	84,331.21	6,734.59					
40655	Scanner	31,830.47	4,309.22	612.40	-	-	-	36,752.09	9,771.48	-	1,616.70	-	-	12.18	88.32	-	99.36	-	-	-	-	6,463.62	1,807.05	-	54,791.57	1,819.23					
30635	Inventory Specialist	51,695.21	3,621.00	993.20	-	-	1,549.39	57,858.80	17,432.68	1,915.16	82.20	-	-	24.29	71.76	-	325.92	-	-	-	-	10,158.52	2,842.01	-	85,929.88	4,781.46					
60558	Part time Lab Analyst (Seasonal Position)	6,464.50	-	-	-	-	-	6,464.50	-	-	-	-	-	-	-	-	-	-	-	-	-	-	-	-	6,464.50	-					
60471	Administrative Assistant	47,317.76	5,787.52	-	-	-	-	53,105.28	16,023.80	1,565.20	982.40	-	-	23.10	132.48	25.97	308.88	-	-	-	-	9,494.47	2,655.25	-	80,047.31	4,269.52					
30700	Customer Service Foreman	63,142.22	1,958.22	1,214.40	441.50	-	-	66,756.34	16,023.80	1,565.20	1,003.20	-	-	36.26	176.64	-	412.20	-	-	-	-	11,736.45	3,276.49	-	96,108.63	4,877.95					
30715	Distribution Foreman	61,763.61	4,657.10	-	-	-	74.28	66,494.99	26,968.92	4,299.36	82.20	-	-	-	171.12	-	402.96	-	-	-	-	11,881.68	3,324.38	-	106,001.87	7,623.74					
60486	Meter Shop Courier	35,136.32	38.03	-	-	-	-	35,174.35	17,432.68	1,915.16	428.20	-	-	24.29	99.36	-	229.68	-	-	-	-	6,296.43	-	-	59,660.70	1,939.45					
60459	Distribution Crew Leader	45,167.79	13,283.43	-	306.00	-	654.00	59,411.22	27,748.92	3,519.36	82.20	-	-	-	127.65	24.39	299.53	-	-	-	-	10,633.81	2,970.60	-	98,303.33	6,514.35					
60559	Staff Engineer	24,924.58	-	-	-	-	-	24,924.58	8,790.00	883.92	248.15	-	-	24.29	62.10	-	146.70	-	-	-	-	4,655.62	1,495.44	-	38,827.15	2,403.65					
30800	Distribution Foreman	76,279.19	38,977.19	-	461.75	-	3,861.98	119,580.11	27,216.96	4,051.32	1,473.60	-	-	116.52	190.44	-	445.68	-	-	-	-	18,894.08	5,302.46	-	167,800.87	9,470.30					
40750	Customer Service Field Representative	51,658.44	6,480.83	1,153.26	1,522.50	-	1,678.51	62,493.54	9,771.48	-	965.40	-	-	-	143.52	-	336.84	-	-	-	-	10,980.12	3,066.68	-	84,690.90	3,066.68					
20875	Safety Coordinator	78,253.18	-	1,504.62	-	-	-	79,757.80	26,968.92	4,299.36	4,342.90	-	-	-	218.04	5.64	510.60	-	-	-	-	14,003.84	3,911.32	-	125,802.10	8,216.32					
30825	Engineering Technician	47,527.38	394.37	548.64	-	-	-	48,470.39	26,968.92	4,299.36	1,270.51	-	-	36.26	132.48	-	310.32	-	-	-	-	8,578.74	2,396.09	-	85,731.36	6,731.71					
60511	Distribution Fieldman	15,460.48	2,380.70	-	193.00	-	171.20	24,924.58	8,826.83	847.09	196.80	-	-	-	57.96	-	135.52	-	-	-	-	3,105.84	1,092.33	-	30,528.33	1,939.42					
40850	Account Services Team Lead - Billing	59,376.46	9,939.35	1,141.60	-	-	-	70,457.41	23,774.89	3,519.91	159.60	-	-	203.91	166.06	11.36	388.92	-	-	-	-	12,420.12	3,464.45	-	107,367.00	7,199.63					
60537	Customer Service Field Representative	34,285.12	2,577.67	-	1,570.75	-	-	38,433.54	9,771.48	-	268.20	-	-	12.18	96.60	-	224.04	-	-	-	-	6,882.73	2,306.11	-	55,676.59	2,318.29					
60560	Customer Service Field Representative	12,712.00	1,489.71	-	733.00	-	-	14,934.71	11,374.85	1,653.60	27.40	-	-	-	31.28	6.34	71.92	-	-	-	-	2,789.80	896.13	-	29,229.96	2,556.07					
60542	Account Services Representative	29,257.61	358.83	-	-	-	-	29,616.44	9,771.48	-	406.20	-	-	12.18	82.80	-	191.16	-	-	-	-	5,302.84	1,777.01	-	45,370.92	1,789.19					
20900	Maintenance Manager	84,799.21	-	1,628.46	-	-	-	86,427.67	17,432.68	1,915.16	652.80	-	-	24.29	234.60	-	552.24	-	-	-	-	15,164.36	4,235.57	-	120,464.35	6,175.02					
40900	Customer Service Field Representative	50,664.43	8,539.24	1,160.65	1,895.50	-	-	62,259.82	9,771.48	-	82.20	-	-	-	140.76	-	330.24	-	-	-	-	10,948.17	3,054.78	-	83,532.67	3,054.78					
60555	Instrumentation Tech	25,979.53	745.69	-	499.50	-	-	27,224.72	8,142.90	-	61.65	-	-	-	70.38	-	161.82	-	-	-	-	4,939.91	1,633.52	-	40,601.38	1,633.52					
20910	Chemistry Supervisor	75,751.41	-	1,456.65	-	-	-	77,208.06	16,023.80	1,565.20	853.20	-	-	-	209.76	37.04	493.92	-	-	-	-	13,556.49	3,786.44	-	108,345.23	5,388.68					
41305	Account Service Lead	20,173.92	664.21	-	-	-	-	20,838.13	4,071.45	-	117.25	-	-	-	54.05	-	125.25	-	-	-	-	3,494.36	1,024.19	-	28,700.49	1,024.19					
30835	Distribution Crew Leader	55,977.34	5,465.21	-	356.00	-	401.70	62,200.25	16,023.80	1,565.20	82.20	-	-	-	156.63	20.58	367.92	-	-	-	-	11,136.30	3,109.87	-	89,967.10	4,695.65					
60516	Distribution Fieldman	34,737.85	3,744.15	-	421.00	-	337.42	39,240.42	9,771.48	-	82.20	-	-	-	99.36	-	229.20	-	-	-	-	7,017.54	2,354.48	-	56,440.20	2,354.48					
60519	Building & Grounds Lead	39,025.62	1,027.67	-	11.50	-	-	40,064.79	12,988.20	773.43	380.30	-	-	24.29	110.40	10.39	254.88	-	-	-	-	7,165.73	2,403.99	-	60,964.30	3,212.10					
20925	Plant Supervisor	64,928.86	-	1,248.77	-	-	-	66,177.63	17,432.68	1,915.16	82.20	-	-	-	179.40	-	423.48	-	-	-	-	11,620.87	3,245.73	-	95,916.26	5,160.89					
20930	Chemist	62,562.04	-	-	-	-	1,342.22	63,904.26	16,144.20	1,444.80	237.90	-	-	23.10	190.44	-	445.68	-	-	-	-	11,472.36	3,193.94	-	92,394.84	4,661.84					
60517	Finance Manager	79,664.74	-	-	-	-	-	79,664.74	26,968.92	4,299.36	435.00	-	-	36.26	219.19	2.65	516.75	-	-	-	-	14,260.24	4,779.16	-	122,064.84	9,117.43					
41010	Account Service Lead	54,533.23	4,030.01	-	-	-	-	58,563.24	17,432.68	1,915.16	566.80	-	-	24.29	151.80	-	355.80	-	-	-	-	10,493.39	2,927.53	-	87,563.71	4,866.98					
60538	Equipment Serviceman	34,451.52	2,684.35	-	1,190.00	-	-	38,325.87	26,968.92	4,299.36	82.20	-	-	36.26	96.60	-	225.00	-	-	-	-	6,854.26	2,299.56	-	72,552.85	6,635.18					
41125	CAD Tech	44,221.78	1,818.60	-	-	-	-	46,040.38	9,771.48	-	82.20	-	-	12.18	124.20	-	288.84	-	-	-	-	8,239.03	2,302.03	-	64,546.13	2,314.21					
60526	Distribution Fieldman	34,277.28	5,855.12	664.40	665.00	-	257.47	41,719.27	9,771.48	-	376.50	-	-	-	96.60	-	225.60	-	-	-	-	7,365.42	2,463.24	-	59,554.87	2,463.24					
40975	Account Services Representative	38,535.18	1,693.39	-	-	-	-	38,704.57	20,412.94	1,915.16	721.20	-	-	24.29	110.40	-	255.60	-	-	-	-	6,923.13	1,935.20	-	67,127.84	3,874.65					
60493	Distribution Fieldman	34,535.93	6,786.97	-	553.50	-	1,265.67	43,142.07	9,771.48	-	3,495.30	-	-	-	99.36	-	233.52	-	-	-	-	7,736.04	2,157.14	-	64,477.77	2,157.14					
41160	Inspector	49,502.84	5,660.94	952.40	-	-	-	56,116.18	17,432.68	1,915.16	82.20	-	-	-	138.00	-	322.92	-	-	-	-	9,866.87	2,758.19	-	83,958.85	4,673.35					
60500	Engineering Supervisor	64,854.68	-	1,248.48	-	-	-	66,103.16	26,968.92	4,299.36	811.20	-	-	-	179.40	1.67	423.36	-	-	-	-	11,609.14	3,890.97	-	106,095.18	8,192.00					
60551	HR/Finance Coordinator	58,499.62	-	1,123.60	-	-	-	59,623.22	10,524.06	-	82.20	-	-	-	161.46	37.89	379.62	-	-	-	-	10,472.32	-	-	81,242.88	37.89					
41225	Distribution Crew Leader	46,415.34	13,360.27	-	482.00	-	1,009.74	61,267.35	26,968.92	4,299.36	316.77	-	-	36.26	132.02	-	308.67	-	-	-	-	10,970.78	3,063.38	-	99,964.51	7,399.00					
41250	Design Eng Supervisor	86,315.86	-	2,031.62	-	-	-	88,347.48	26,968.92	4,299.36	1,330.20	-	-	-	240.12	12.90	562.68	-	-	-	-	15,435.42	4,311.14	-	132,884.82	8,623.40					
60554	Customer Service Field Representative	29,099.27	3,211.13	-	1,786.00	-	-	34,096.40	14,738.65	1,384.60	68.50	-	-	-	78.20	-	179.80	-	-	-	-	6,149.57	2,045.80	-	55,311.12	3,430.40					
21200	Equipment Serviceman Crew Leader	56,544.80	6,403.30	1,332.21	1,730.50</																										

Northern Kentucky Water District  
Case NO: 2018-00291  
Salary & Benefit Data by Employee

Year =>

Employee Number	Title	Regular	Overtime	Excess Vacation Payout	Standby/ On Call	Bonus	Other*	Sub-Total	Health Benefits Cost		Dental Benefits		Vision		Life Insurance		AD&D		401k	Defined Benefit Retirement		Any Other Wage, Salary, Compensation or Benefit Not Listed	Totals	
									Northern	Employee	Northern	Employee	Northern	Employee	Northern	Employee	Northern	Employee	Northern	Employee	Northern		Employee	Northern

Bump Pay, Disability Insurance, Insurance Waiver,

Northern Kentucky Water District  
 Case NO: 2018-00291  
 Salary & Benefit Data by Employee

Year =>

Employee Number	Title	Regular	Overtime	Excess Vacation Payout	Standby/ On Call	Bonus	Other*	Sub-Total	Health Benefits Cost		Dental Benefits		Vision		Life Insurance		AD&D		401k		Defined Benefit Retirement		Any Other Wage, Salary, Compensation or Benefit Not Listed	Totals	
									Northern	Employee	Northern**	Employee	Northern	Employee	Northern	Employee	Northern	Employee	Northern	Employee	Northern	Employee		Northern	Employee
40258	Mapping Tech	37,169.64	3,499.45	-	-	-	-	40,669.09	14,838.75	1,417.29	-	-	88.74	102.12	-	238.20	-	-	-	7,053.86	2,033.47	-	-	62,902.02	3,539.50
30060	Distribution Crew Leader	54,173.95	16,395.35	-	493.50	-	1,639.67	72,702.47	24,932.21	3,966.43	-	-	-	151.80	-	357.24	-	-	-	12,641.31	3,635.15	-	-	110,785.03	7,601.58
40150	Account Services Representative	45,810.40	5,052.09	863.60	-	-	998.40	52,724.49	9,030.96	-	-	-	-	124.20	-	292.80	-	-	-	8,997.74	2,590.92	-	-	71,170.19	2,590.92
20075	Plant Foreman	56,963.83	8,233.84	1,087.60	3,504.00	-	-	69,789.27	14,813.47	1,442.57	-	-	168.30	157.32	-	369.00	-	-	-	11,926.80	3,435.10	-	-	97,055.86	5,045.97
60482	Distribution Fieldman	34,244.08	7,724.64	-	837.25	-	532.57	43,338.54	25,008.62	3,890.02	-	-	-	96.60	-	226.80	-	-	-	7,526.57	2,166.94	-	-	76,197.13	6,056.96
30075	Distribution Fieldman	27,430.28	2,215.83	-	324.25	-	134.70	30,105.06	18,700.88	2,973.10	-	-	-	78.66	-	182.79	-	-	-	5,259.29	1,505.27	-	-	54,326.68	4,478.37
60523	Distribution Fieldman	34,095.84	4,982.74	-	555.25	-	210.34	39,844.17	14,700.39	968.52	-	-	-	93.84	-	219.60	-	-	-	6,919.14	1,992.23	-	-	61,777.14	2,960.75
60514	Plant Operator	36,054.30	2,514.10	-	-	-	-	38,568.40	9,030.96	-	-	-	-	93.84	-	219.60	-	-	-	6,694.79	2,313.99	-	-	54,607.95	2,313.99
60540	Distribution Fieldman	33,841.66	4,791.34	-	1,018.75	-	80.40	39,732.15	24,932.21	3,966.43	-	-	-	100.30	-	235.23	-	-	-	6,895.46	2,383.98	-	-	71,895.35	6,350.41
10160	VP Finance/CFO	144,436.45	-	1,204.40	-	-	1,200.16	146,841.01	-	-	-	-	-	347.76	-	817.32	-	-	-	24,970.53	7,199.93	-	-	172,976.62	7,199.93
60496	Instrumentation Tech	48,209.62	15,314.65	-	1,707.50	-	120.00	65,351.77	25,712.21	3,186.43	-	-	-	132.48	-	308.88	-	-	-	11,578.34	3,987.38	-	-	103,083.68	7,173.81
40250	Engineering Technician	51,236.98	2,447.28	-	-	-	-	53,684.26	24,932.21	3,966.43	-	-	-	140.76	-	328.20	-	-	-	9,315.30	2,683.30	-	-	88,400.73	6,649.73
60508	Computer Support Tech	48,332.40	308.07	-	-	-	-	48,640.47	8,961.44	69.52	-	-	-	132.48	-	309.84	-	-	-	8,442.83	2,918.53	-	-	66,487.06	2,988.05
60536	Building & Grounds Tech	29,358.88	1,131.69	-	-	-	1,200.16	31,690.73	6,020.64	-	-	-	-	80.04	-	187.68	-	-	-	5,496.89	1,901.45	-	-	43,475.98	1,901.45
60532	Account Services Representative	29,243.36	104.72	558.40	-	-	-	29,906.48	14,813.47	1,442.57	-	-	88.74	80.04	-	187.68	-	-	-	5,152.65	1,780.82	-	-	50,140.32	3,312.13
60520	Plant Operator	34,734.00	2,076.26	655.60	-	-	-	37,465.86	16,804.56	1,077.00	-	-	-	96.60	-	222.60	-	-	-	6,388.71	2,208.81	-	-	60,978.33	3,285.81
30100	Distribution Fieldman	52,632.00	1,731.90	993.20	79.50	-	956.80	56,393.40	24,932.21	3,966.43	-	-	-	143.52	-	334.32	-	-	-	9,619.52	2,770.01	-	-	91,422.97	6,736.44
40260	Information Services Manager	105,482.20	-	985.20	-	-	-	106,467.40	16,114.56	1,767.00	-	-	180.31	276.00	-	650.88	-	-	-	18,139.89	5,224.85	-	-	141,648.73	7,172.16
10175	HR Director	78,806.76	-	-	-	-	-	78,806.76	9,764.71	666.20	-	-	-	276.00	-	660.00	-	-	-	11,258.48	3,206.40	-	-	100,765.95	3,872.60
40270	Customer Service Field Representative	46,324.25	4,605.57	-	720.75	-	1,200.16	52,850.73	-	-	-	-	-	126.96	-	296.52	-	-	-	9,178.89	2,642.37	-	-	62,453.10	2,642.37
60518	Instrumentation Tech	34,734.02	10,497.09	-	1,977.00	-	-	47,208.11	14,813.47	1,442.57	-	-	-	96.60	-	222.60	-	-	-	8,190.29	2,832.54	-	-	70,531.07	4,275.11
60545	Human Resource Manager	42,732.44	-	-	-	-	-	42,732.44	8,704.57	778.12	-	-	92.40	122.36	-	289.03	-	-	-	7,308.01	2,136.62	-	-	59,156.41	3,007.14
20375	Distribution Supervisor	80,890.88	-	755.20	-	-	1,289.60	82,934.88	24,932.21	3,966.43	-	-	-	218.04	-	509.16	-	-	-	14,138.56	4,071.33	-	-	122,732.85	8,037.76
30225	Distribution Fieldman	50,028.00	4,138.72	-	527.50	-	237.20	54,931.42	16,114.56	1,767.00	-	-	-	138.00	-	321.96	-	-	-	9,539.91	2,746.62	-	-	81,045.85	4,513.62
40330	Engineering/Distribution Clerk	38,525.20	2,406.59	-	-	-	-	40,931.79	9,030.96	-	-	-	-	104.88	-	246.48	-	-	-	7,105.75	2,046.57	-	-	57,419.86	2,046.57
20378	Pump Mechanic	40,970.88	3,726.83	-	1,541.00	-	-	46,237.91	24,932.21	3,966.43	-	-	-	113.16	-	261.60	-	-	-	8,028.69	2,311.92	-	-	79,573.57	6,278.35
40350	Building & Grounds Tech	37,656.40	1,226.15	-	-	-	-	38,882.55	14,813.47	1,442.57	-	-	-	102.12	-	240.96	-	-	-	6,750.37	1,944.13	-	-	60,789.47	3,386.70
60528	Meter Shop Fieldman	34,290.00	2,329.96	647.20	-	-	-	37,267.16	9,030.96	-	-	-	-	93.84	-	219.60	-	-	-	6,357.22	2,197.13	-	-	52,968.78	2,197.13
60494	Pump Mechanic	39,606.02	5,018.34	-	1,490.50	-	-	46,114.86	25,712.21	3,186.43	-	-	-	107.64	-	253.80	-	-	-	8,006.54	2,305.75	-	-	80,195.05	5,492.18
40400	Plant Operator	47,766.00	3,697.98	867.20	-	-	-	52,331.18	25,712.21	3,186.43	-	-	-	126.96	-	294.36	-	-	-	8,930.88	2,573.23	-	-	87,395.59	5,759.66
40405	Database Administrator	80,779.72	-	755.20	-	-	-	81,534.92	14,813.47	1,442.57	-	-	-	218.04	-	512.28	-	-	-	13,891.60	4,001.12	-	-	110,970.31	5,443.69
60487	Plant Operator	40,554.40	4,387.79	765.20	-	-	-	45,707.39	9,030.96	-	-	-	-	110.40	-	259.44	-	-	-	7,797.20	2,247.15	-	-	62,905.39	2,247.15
60525	Meter Shop Fieldman	34,290.00	1,541.18	647.20	-	-	-	36,478.38	9,030.96	-	-	-	-	93.84	-	219.60	-	-	-	6,217.99	2,149.80	-	-	52,040.77	2,149.80
20450	Pump Mechanic	53,466.52	13,382.24	1,008.40	-	-	-	67,857.16	25,712.21	3,186.43	-	-	-	146.28	-	342.24	-	-	-	11,596.29	3,340.34	-	-	105,654.18	6,526.77
60549	Distribution Fieldman	2,534.46	184.73	-	24.00	-	7.95	2,751.14	-	83.37	-	-	5.22	-	-	-	-	-	-	469.34	165.08	-	-	3,220.48	253.67
30325	Maintenance Supervisor	71,425.63	-	-	-	-	-	71,425.63	16,894.56	987.00	-	-	176.97	195.96	-	457.20	-	-	-	12,398.89	3,571.52	-	-	101,372.24	4,735.49
60531	Instrumentation Tech	28,798.29	1,016.64	-	1,277.00	-	-	31,091.93	25,619.90	3,278.74	-	-	222.74	96.60	-	224.52	-	-	-	5,418.10	1,865.48	-	-	62,451.05	5,366.96
60548	Plant Operator	8,725.47	917.99	-	-	-	-	9,643.46	2,257.74	-	-	-	-	23.46	-	53.94	-	-	-	1,408.58	578.65	-	-	13,387.18	578.65
60465	Engineering/Distribution Clerk	32,657.22	3,524.63	235.00	-	-	-	36,416.85	9,030.96	-	-	-	-	91.08	-	209.52	-	-	-	6,283.24	1,809.12	-	-	52,031.65	1,809.12
40435	Inspector	46,885.46	661.93	886.00	-	-	55.38	48,488.77	14,813.47	1,442.57	-	-	-	129.72	-	300.84	-	-	-	8,263.31	2,380.15	-	-	71,996.11	3,822.72
40640	Accounting Technician	39,942.46	943.74	647.20	-	-	-	41,533.40	14,813.47	1,442.57	-	-	-	110.40	-	255.24	-	-	-	7,077.39	2,039.09	-	-	63,789.90	3,481.66
30350	Inspector	56,615.48	2,276.91	1,065.20	-	-	-	59,957.59	14,813.47	1,442.57	-	-	-	154.56	-	361.32	-	-	-	10,186.29	2,935.30	-	-	85,473.23	4,377.87
60529	Distribution Fieldman	33,657.42	5,823.29	-	553.75	-	483.60	40,518.06	24,932.21	3,966.43	-	-	-	93.84	-	218.88	-	-	-	7,040.05	2,025.90	-	-	72,803.04	5,992.33
60484	Plant Operator	41,260.88	4,431.00	-	-	-	-	45,691.88	9,030.96	-	-	-	-	107.64	-	252.96	-	-	-	7,934.98	2,741.64	-	-	63,018.42	2,741.64
30415	Distribution Fieldman	51,729.33	9,599.97	-	503.00	-	2,071.12	63,903.42	16,114.56	1,767.00	-	-	-	143.52	-	336.84	-	-	-	11,100.16	3,195.24	-	-	91,	

Employee Number	Title	Regular	Overtime	Excess Vacation Payout	Standby/ On Call	Bonus	Other*	Sub-Total	Health Benefits Cost		Dental Benefits		Vision		Life Insurance		AD&D		401k		Defined Benefit Retirement		Any Other Wage, Salary, Compensation or Benefit Not Listed	Totals	
									Northern	Employee	Northern**	Employee	Northern	Employee	Northern	Employee	Northern	Employee	Northern	Employee	Northern	Employee		Northern	Employee
60521	Distribution Fieldman	33,857.17	6,576.50	-	692.00	-	876.89	42,002.56	9,030.96	-	-	-	-	96.37	-	222.03	-	-	-	-	7,294.09	2,520.16	-	58,646.01	2,520.16
40825	Account Services Representative	34,706.48	443.93	-	-	-	-	35,150.41	24,932.21	3,966.43	-	-	-	96.60	-	223.44	-	-	-	-	6,100.75	1,757.56	-	66,503.41	5,723.99
20700	Building & Grounds Lead	30,471.68	520.77	-	-	-	-	30,992.45	16,674.71	2,591.05	-	-	-	118.68	-	277.68	-	-	-	-	4,963.97	1,416.02	-	53,027.49	4,007.07
40805	Distribution Fieldman	51,747.76	7,322.60	-	436.25	-	151.88	59,658.49	24,932.21	3,966.43	-	-	269.17	140.76	-	332.28	-	-	-	-	10,360.32	2,982.94	-	95,424.06	7,218.54
60488	Account Services Representative	31,403.20	144.52	-	-	-	-	31,547.72	24,932.21	3,966.43	-	-	-	85.56	-	201.12	-	-	-	-	5,476.42	1,577.40	-	62,243.03	5,543.83
40810	Equipment Serviceman	52,682.76	2,160.21	-	1,788.50	-	790.40	57,421.87	24,932.21	3,966.43	-	-	-	143.52	-	336.84	-	-	-	-	9,962.14	2,868.58	-	92,796.58	6,835.01
30630	Distribution Fieldman	48,485.20	1,141.14	-	243.50	-	-	49,869.84	16,114.56	1,767.00	-	-	-	132.48	-	310.44	-	-	-	-	8,655.32	2,493.52	-	75,082.64	4,260.52
60552	Distribution Fieldman	1,271.20	363.48	-	14.00	-	-	1,648.68	-	76.41	-	-	-	-	-	-	-	-	-	-	281.26	98.92	-	1,929.94	175.33
10130	President/CEO	264,150.95	-	2,449.60	-	-	16,869.19	283,469.74	23,307.88	3,754.58	-	-	-	687.24	-	965.64	4,084.71	-	-	-	46,570.58	13,419.85	-	355,001.08	21,259.14
60543	Engineering Co-op	7,587.57	-	-	-	-	-	7,587.57	-	-	-	-	-	-	-	-	-	-	-	-	-	-	-	7,587.57	-
40645	Engineering Clk	37,665.80	2,980.42	709.60	-	-	-	41,355.82	14,813.47	1,442.57	-	-	-	102.12	-	240.84	-	-	-	-	7,042.07	2,028.56	-	63,554.32	3,471.13
60457	Meter Shop Crew Leader	40,985.22	3,462.15	767.20	-	-	-	45,214.57	24,932.21	3,966.43	-	-	264.18	110.40	-	7,708.52	2,221.12	-	-	-	7,708.52	2,221.12	-	78,221.90	6,451.73
40655	Scanner	31,462.80	6,200.66	-	-	-	-	37,663.46	14,813.47	1,442.57	-	-	171.47	85.56	-	96.60	-	-	-	-	6,538.34	1,883.17	-	59,197.43	3,497.21
30635	Inventory Specialist	53,337.70	3,358.96	-	-	-	-	56,696.66	16,114.56	1,767.00	-	-	-	71.76	-	323.04	-	-	-	-	9,844.23	2,834.86	-	83,050.25	4,601.86
60471	Administrative Assistant	46,704.80	5,835.16	-	-	-	-	52,539.96	14,813.47	1,442.57	-	-	-	126.96	-	299.04	-	-	-	-	9,124.66	2,627.03	-	76,904.09	4,069.60
60486	Meter Shop Fieldman	34,651.52	135.38	-	-	-	-	34,786.90	16,114.56	1,767.00	-	-	-	96.60	-	222.96	-	-	-	-	6,038.66	-	-	57,259.68	1,767.00
30700	Customer Service Foreman	62,481.80	1,481.37	1,179.20	-	-	-	65,142.37	14,813.47	1,442.57	-	-	269.17	171.12	-	400.20	-	-	-	-	11,108.17	3,198.17	-	91,635.33	4,909.91
30715	Distribution Foreman	60,813.35	5,869.28	-	42.00	-	143.86	66,868.49	24,932.21	3,966.43	-	-	-	165.60	-	390.24	-	-	-	-	11,613.86	3,343.45	-	103,970.40	7,309.88
60459	Distribution Crew Leader	42,222.31	9,287.84	-	564.25	-	734.78	52,809.18	25,712.21	3,186.43	-	-	-	115.92	-	268.92	-	-	-	-	9,179.84	2,640.51	-	88,086.07	5,826.94
30800	Distribution Foreman	69,118.35	41,669.27	1,313.60	164.75	-	2,143.44	114,409.41	24,932.21	3,966.43	-	-	-	190.44	-	445.68	-	-	-	-	19,571.11	5,637.96	-	159,548.85	9,604.39
40750	Customer Service Field Representative	52,753.54	8,966.49	993.20	1,508.00	-	1,164.80	65,386.03	9,030.96	-	-	-	-	143.52	-	335.76	-	-	-	-	11,167.95	3,213.75	-	86,064.22	3,213.75
20875	Safety Coordinator	78,149.65	-	730.40	-	-	-	78,880.05	24,932.21	3,966.43	-	-	-	209.76	-	495.12	-	-	-	-	13,439.23	3,870.83	-	117,956.37	7,837.26
30825	Engineering Technician	47,023.67	449.34	532.56	-	-	-	48,005.57	24,932.21	3,966.43	-	-	-	129.72	-	301.44	-	-	-	-	8,240.58	2,373.60	-	81,609.52	6,340.03
60511	Distribution Fieldman	34,629.59	5,821.30	-	568.75	-	590.01	41,609.65	16,114.56	1,767.00	-	-	-	96.60	-	225.72	-	-	-	-	7,226.72	2,496.60	-	65,273.25	4,263.60
40850	Account Services Team Lead - Billing	58,579.43	9,015.95	829.20	-	-	-	68,424.58	24,932.21	3,966.43	-	-	-	159.62	-	373.44	-	-	-	-	11,730.10	3,379.82	-	105,619.95	7,346.25
60513	Engineering Technician	13,382.20	-	-	-	-	-	13,382.20	2,257.74	-	-	-	-	31.74	-	74.61	-	-	-	-	1,858.15	630.94	-	17,604.44	630.94
60537	Customer Service Field Representative	33,955.60	3,192.27	-	1,578.00	-	-	38,725.87	9,030.96	-	-	-	-	93.84	-	215.76	-	-	-	-	6,727.03	2,323.56	-	54,793.46	2,323.56
60542	Account Services Representative	18,111.11	72.56	-	-	-	-	18,183.67	6,020.64	-	-	-	-	46.69	-	109.48	-	-	-	-	3,122.54	1,091.07	-	27,483.02	1,091.07
20900	Maintenance Manager	84,346.88	-	788.40	-	-	-	85,135.28	16,145.52	1,736.04	-	-	176.97	229.08	-	535.20	-	-	-	-	14,504.66	4,178.01	-	116,549.74	6,091.02
40900	Customer Service Field Representative	50,292.88	10,629.36	947.20	2,153.30	-	-	64,022.74	9,030.96	-	-	-	-	138.00	-	321.48	-	-	-	-	10,932.82	3,148.18	-	84,446.00	3,148.18
20910	Chemistry Supervisor	75,420.42	-	705.20	-	-	-	76,125.62	14,813.47	1,442.57	-	-	-	204.24	-	478.44	-	-	-	-	12,969.72	3,735.90	-	104,591.49	5,178.47
41305	Account Service Lead	45,666.81	1,462.76	-	-	-	-	47,129.57	9,030.96	-	-	-	-	124.20	-	292.32	-	-	-	-	8,179.89	2,356.45	-	64,756.94	2,356.45
20915	Plant Operator	30,089.96	562.95	-	-	-	-	30,652.91	9,344.71	1,086.20	-	-	165.57	121.44	-	282.96	-	-	-	-	4,746.98	1,352.09	-	45,149.00	2,603.86
30835	Distribution Crew Leader	53,949.20	8,942.67	-	426.00	-	1,147.60	64,465.47	14,813.47	1,442.57	-	-	-	151.80	-	353.04	-	-	-	-	11,202.57	3,223.38	-	90,986.35	4,665.95
60516	Distribution Fieldman	34,715.51	4,267.32	-	650.75	-	82.10	39,715.68	9,030.96	-	-	-	-	96.60	-	223.08	-	-	-	-	6,898.50	2,382.99	-	55,964.82	2,382.99
60519	Distribution Fieldman	35,125.03	4,777.05	-	547.75	-	279.05	40,728.88	9,030.96	-	-	-	-	96.60	-	222.60	-	-	-	-	7,074.80	2,443.78	-	57,153.84	2,443.78
20925	Plant Supervisor	64,807.14	-	606.00	-	-	-	65,413.14	17,038.33	1,761.32	-	-	-	176.64	-	411.36	-	-	-	-	11,144.63	3,209.80	-	94,184.10	4,971.12
20930	Chemist	68,924.33	-	-	-	-	-	68,924.33	14,813.47	1,442.57	-	-	-	187.68	-	441.00	-	-	-	-	11,964.63	3,446.19	-	96,331.11	4,888.76
60517	Finance Manager	68,595.20	-	-	-	-	-	68,595.20	24,932.21	3,966.43	-	-	264.18	187.68	-	439.32	-	-	-	-	11,907.41	4,115.82	-	106,061.82	8,346.43
41010	Account Service Lead	53,952.41	3,427.62	-	-	-	-	57,380.03	16,114.56	1,767.00	-	-	-	146.28	-	960.82	-	-	-	-	9,960.82	2,868.96	-	83,946.93	4,635.96
60538	Equipment Serviceman	34,090.00	1,047.12	-	192.00	-	-	35,329.12	24,932.21	3,966.43	-	-	-	93.84	-	215.76	-	-	-	-	6,133.31	2,119.71	-	66,704.24	6,086.14
41125	CAD Operator	43,759.65	1,951.46	826.00	-	-	-	46,537.11	9,030.96	-	-	-	-	118.68	-	280.20	-	-	-	-	7,936.58	2,285.56	-	63,903.53	2,285.56
60526	Distribution Fieldman	33,945.83	5,405.67	-	605.75	-	323.42	40,280.67	9,030.96	-	-	-	-	93.84	-	219.48	-	-	-	-	6,996.05	2,416.87	-	56,621.00	2,416.87
40975	Account Services Representative	38,718.02	41.11	-	-	-	-	38,759.13	-	-	-	-	-	107.64	-	248.16	-	-	-	-	6,728.21	1,937.95	-	45,843.14	1,937.95
60493	Distribution Fieldman	34,766.05	8,428.94	-	564.75	-	667.15	44,426.89	9,030.96	-	-	-	-	96.60	-	226.80	-	-	-	-	7,716.61	2,221.38	-	61,497.86	2,221.38
60500	Staff Engineer	60,815.73	-	575.60	-	-	-	61,391.33	24,932.21	3,966.43	-	-	-	160.08	-	372.24	-	-	-	-	10,454.62	3,614.53	-	97,310.48	7,580.96
41160	Inspector	48,993.60	7,178.76	924.80	-	-	-	57,097.16	17,530.85	2,186.89	-	-	-	135.24	-	313.92	-	-	-	-	9,743.59	2,808.63	-	84,820.76	4,995.52
60551	HR/Finance Corrdinator	3,346.14	-	-	-	-	-	3,346.14	-	-	-	-	-	-	-	-	-	-	-	-	570.85	-	-	3,916.99	-
41225	Distribution Crew Leader	43,220.84	11,811.90	-	428.75	-	1,002.15	56,463.64	24,932.21	3,966.43	-	-	-	118.68	-	277.08	-	-	-	-	9,801.59	2,823.26	-	91,593.20	6,789.69
41250	Design Engineering Supervisor	81,435.99	-	766.80	-	-	-	82,202.79	24,932.21	3,966.43	-	-	-	209.76	-	495.12	-	-	-	-	13,931.94	4,013.81	-	121,771.82	7,980.24
21200	Equipment Serviceman Crew Leader	56,006.60	6,019.20	1,056.00	1,883.50	-	-	64,965.30	24,932.21	3,966.43	-	-	-	151.80	-	358.20	-	-	-	-	11,084.46	3,192.56	-	101,491.97	7,158.99
60535	Distribution Fieldman	33,559.98	10,447																						

Year =>

Employee Number	Title	Regular	Overtime	Excess Vacation Payout	Standby/ On Call	Bonus	Other*	Sub-Total	Health Benefits Cost		Dental Benefits		Vision		Life Insurance		AD&D		401k	Defined Benefit Retirement		Any Other Wage, Salary, Compensation or Benefit Not Listed	Totals	
									Northern	Employee	Northern**	Employee	Northern	Employee	Northern	Employee	Northern	Employee		Northern	Employee		Northern	Employee
41510	Distribution Fieldman	13,749.32	4,011.27	-	161.25	-	211.72	18,133.56	3,677.46	386.55	-	-	-	31.05	-	71.88	-	-	-	2,828.24	800.29	-	24,742.19	1,186.84
21475	Pump Mechanic	53,955.20	1,107.52	-	1,570.50	-	-	56,633.22	24,932.21	3,966.43	-	-	-	146.28	-	345.24	-	-	-	9,831.53	2,831.70	-	91,888.48	6,798.13
31025	Meter Reader	42,932.80	774.96	-	-	-	-	43,707.76	9,030.96	-	-	-	-	118.68	-	275.16	-	-	-	7,585.93	2,185.40	-	60,718.49	2,185.40
31050	Distribution Supervisor	75,171.71	-	702.40	-	-	-	75,874.11	24,932.21	3,966.43	-	-	5.18	204.24	-	476.76	-	-	-	12,927.17	3,723.26	-	114,414.49	7,694.87
41550	Customer Service Supervisor	77,294.41	-	718.40	-	-	-	78,012.81	16,474.56	1,407.00	-	-	-	207.00	-	487.32	-	-	-	13,228.89	3,810.63	-	108,410.58	5,217.63
41560	Inspector	47,517.93	2,778.29	898.00	-	-	56.13	51,250.35	24,932.21	3,966.43	-	-	-	129.72	-	304.68	-	-	-	8,739.11	2,517.61	-	85,356.07	6,484.04
31175	Lead Mechanic	61,421.67	9,802.53	1,159.20	-	-	-	72,383.40	24,932.21	3,966.43	-	-	-	168.36	-	393.48	-	-	-	12,363.61	3,561.18	-	110,241.06	7,527.61
60530	Equipment Serviceman	34,186.05	1,560.65	-	1,603.50	-	-	37,350.20	24,932.21	3,966.43	-	-	-	93.84	-	219.00	-	-	-	6,483.24	2,240.98	-	69,078.49	6,207.41
<b>Total Amount</b>		<b>\$ 7,643,270.43</b>	<b>\$ 599,191.23</b>	<b>\$ 47,598.76</b>	<b>\$ 54,584.30</b>	<b>\$ -</b>	<b>\$ 53,777.89</b>	<b>\$ 8,398,422.61</b>	<b>\$ 2,570,943.65</b>	<b>\$ 298,094.85</b>	<b>\$ 96,121.39</b>	<b>\$ -</b>	<b>\$ -</b>	<b>\$ 5,099.63</b>	<b>\$ 20,668.96</b>	<b>\$ -</b>	<b>\$ 47,851.55</b>	<b>\$ 4,084.71</b>	<b>\$ -</b>	<b>\$ 1,429,844.66</b>	<b>\$ 424,777.75</b>	<b>\$ -</b>	<b>\$ 12,563,852.82</b>	<b>\$ 732,056.94</b>

\* Other includes Third Party Sick, Auto Allowance, Bump Pay, Disability Insurance, Insurance Waiver, Rest Pay and Stipend.

\*\* The amount of Dental Benefit cost paid by Northern Kentucky District is not available in the format requested by the PSC.

Northern Kentucky Water District  
Case NO: 2018-00291  
Salary & Benefit Data by Employee

Year => 2014

Employee Number	Title	Regular	Overtime	Excess Vacation Payout	Standby/ On Call	Bonus	Other*	Sub-Total	Health Benefits Cost		Dental Benefits		Vision		Life Insurance		AD&D		401k	Defined Benefit Retirement		Any Other Wage, Salary, Compensation or Benefit Not Listed	Totals		
									Northern	Employee	Northern	Employee	Northern	Employee	Northern	Employee	Northern	Employee	Northern	Employee	Northern		Employee	Northern	Employee
40258	Mapping Tech	35,614.73	2,881.27	-	15.50	-	42.88	38,554.38	8,215.48	-	54.72	-	-	-	82.08	-	252.00	-	-	-	7,049.21	1,927.72	-	54,207.87	1,927.72
30060	Distribution Crew Leader	51,294.01	18,606.50	-	474.98	-	2,052.80	72,428.29	22,674.08	3,609.65	1,434.72	-	-	-	123.12	-	377.04	-	-	-	13,274.44	3,621.42	-	110,311.69	7,231.07
40150	Account Services Representative	44,698.40	1,746.34	860.00	-	-	-	47,304.74	8,215.48	-	114.72	-	-	-	102.60	-	315.84	-	-	-	8,482.24	2,322.25	-	64,535.62	2,322.25
20075	Plant Foreman	55,073.95	7,922.73	1,059.60	3,261.25	-	-	67,317.53	13,473.72	1,312.59	54.72	-	-	-	127.68	-	389.40	-	-	-	12,094.85	3,312.90	-	93,457.90	4,625.49
10150	Accounting Technician - Part Time	18,076.50	-	-	-	-	-	18,076.50	10,553.49	3,108.75	270.72	-	-	-	114.00	-	21.00	-	-	-	-	-	-	29,035.71	3,108.75
60482	Distribution Fieldman	33,931.95	5,429.07	-	1,310.00	-	40.85	40,711.87	22,674.08	3,609.65	54.72	-	-	-	77.52	-	239.76	-	-	-	7,450.72	2,035.64	-	71,208.67	5,645.29
30075	Distribution Fieldman	34,665.40	4,081.21	-	484.50	-	264.17	39,495.28	22,674.08	3,609.65	866.12	-	-	-	84.36	-	258.84	-	-	-	7,225.43	1,974.80	-	70,604.11	5,584.45
60523	Distribution Fieldman	28,125.30	4,278.46	-	442.00	-	317.82	33,163.58	12,683.70	1,393.20	45.60	-	-	-	64.60	-	194.70	-	-	-	6,034.51	1,676.27	-	52,186.69	3,069.47
60514	Plant Operator	34,699.28	2,259.24	-	-	-	-	36,958.52	8,215.48	-	1,237.92	-	-	-	77.52	-	238.08	-	-	-	6,752.23	2,217.70	-	53,479.75	2,217.70
60540	Distribution Fieldman	3,178.00	71.52	-	105.50	-	-	3,355.02	2,180.20	347.60	50.16	-	-	-	-	-	-	-	-	-	592.83	201.31	-	6,178.21	548.91
10160	VP Finance/CFO	122,716.60	-	2,355.20	-	-	1,200.16	126,271.96	1,200.00	-	851.72	-	-	-	280.44	-	862.80	-	-	-	22,651.69	6,196.02	-	152,118.61	6,196.02
60496	Instrumentation Tech	46,239.60	16,765.01	889.60	2,119.10	-	144.00	66,157.31	22,674.08	2,829.65	578.72	-	-	-	107.16	-	327.00	-	-	-	12,332.33	4,025.74	-	102,176.60	6,855.39
40250	Engineering Technician	49,129.60	1,116.52	945.20	-	-	-	51,191.32	22,674.08	3,609.65	704.32	-	-	-	114.00	-	347.28	-	-	-	9,191.78	2,512.30	-	84,222.78	6,121.95
60508	Computer Support Tech	45,030.02	2,210.35	866.80	-	-	-	48,107.17	22,674.08	3,609.65	882.72	-	-	-	104.88	-	318.48	-	-	-	8,630.68	2,834.50	-	80,718.01	6,444.15
60536	Building & Grounds Tech	9,950.40	596.00	-	-	-	-	10,546.40	2,843.82	-	22.80	-	-	-	22.04	-	67.72	-	-	-	1,863.56	632.81	-	15,366.34	632.81
60532	Account Services Representative	13,059.90	25.91	-	-	-	-	13,085.81	6,218.64	606.72	207.36	-	-	-	27.55	-	84.65	-	-	-	2,312.27	785.18	-	21,936.28	1,391.90
60520	Plant Operator	33,219.60	1,754.55	417.82	-	-	-	35,391.97	14,656.72	1,442.53	1,358.72	-	-	-	77.52	-	233.64	-	-	-	6,386.39	2,098.57	-	58,104.96	3,541.10
30100	Distribution Fieldman	51,106.40	4,425.96	985.60	246.50	-	123.20	56,887.66	22,674.08	3,609.65	3,943.52	-	-	-	118.56	-	362.04	-	-	-	10,227.88	2,795.11	-	94,213.74	6,404.76
40260	Information Services Manager	99,884.04	-	1,919.60	-	-	-	101,803.64	14,656.72	1,607.53	153.12	-	-	173.68	228.00	-	704.64	-	-	-	18,258.50	4,994.20	-	135,804.62	6,775.41
10175	HR Director	101,910.56	-	1,947.60	-	-	-	103,858.16	14,656.72	827.53	619.52	-	-	-	228.00	-	714.48	-	-	-	18,628.96	5,095.35	-	138,705.84	5,922.88
40270	Customer Service Field Representative	44,410.00	6,547.60	341.76	636.05	-	1,200.16	53,135.57	1,200.00	-	54.72	-	-	-	102.60	-	314.04	-	-	-	9,670.56	2,639.54	-	64,477.49	2,639.54
20350	Plant Operator - Part Time	4,340.00	-	-	-	-	-	4,340.00	-	-	-	-	-	-	-	-	-	-	-	-	-	-	-	4,340.00	-
60518	Instrumentation Tech	34,664.23	10,532.46	-	2,530.50	-	-	47,727.19	13,473.72	1,312.59	949.92	-	-	-	77.52	-	233.64	-	-	-	8,717.84	2,863.72	-	71,179.83	4,176.31
20375	Distribution Supervisor	78,094.30	-	1,500.80	-	-	-	79,595.10	22,674.08	3,609.65	577.92	-	-	-	180.12	-	551.16	-	-	-	14,275.25	3,904.82	-	117,853.63	7,514.47
30225	Distribution Fieldman	47,751.02	9,092.35	-	477.88	-	463.82	57,785.07	14,656.72	1,607.53	1,118.72	-	-	-	111.72	-	341.04	-	-	-	10,578.09	2,889.25	-	84,591.36	4,496.78
40330	Engineering/Distribution Clerk	36,943.67	7,100.94	-	-	-	-	44,044.61	12,159.16	983.95	933.92	-	-	-	84.36	-	260.76	-	-	-	8,061.50	2,202.24	-	65,544.31	3,186.19
20378	Pump Mechanic	39,251.20	4,842.72	-	1,688.00	-	-	45,781.92	22,674.08	3,609.65	545.12	-	-	-	91.20	-	277.44	-	-	-	8,363.67	2,289.13	-	77,733.43	5,898.78
40350	Building & Grounds Tech	36,116.00	104.22	-	-	-	-	36,220.22	13,473.72	1,312.59	145.92	-	-	-	84.36	-	255.48	-	-	-	6,620.37	1,811.01	-	56,800.07	3,123.60
60528	Meter Shop Fieldman	25,090.32	2,609.96	-	687.00	-	79.46	28,467.74	6,319.60	-	45.60	-	-	-	58.14	-	175.23	-	-	-	5,149.57	1,708.09	-	40,214.88	1,708.09
60494	Pump Mechanic	35,956.86	3,983.56	-	1,103.50	-	-	41,043.92	22,674.08	2,829.65	54.72	-	-	-	79.80	-	240.96	-	-	-	7,492.27	4,186.83	-	71,585.75	7,016.48
40400	Plant Operator	45,935.44	3,473.32	847.60	-	-	-	50,256.36	22,674.08	2,829.65	173.92	-	-	-	102.60	-	311.64	-	-	-	9,021.20	2,468.42	-	82,539.80	5,298.07
40410	Payroll Specialist - Part Time	12,495.00	-	-	-	-	-	12,495.00	-	299.52	839.52	-	-	-	-	-	-	-	-	-	-	-	-	13,334.52	299.52
40405	Database Administrator	74,850.48	-	1,439.20	-	-	-	76,289.68	13,433.72	1,312.59	113.92	-	-	-	171.00	-	528.60	-	-	-	13,682.51	3,742.42	-	104,219.43	5,055.01
60487	Plant Operator	38,975.60	3,807.74	748.00	-	-	-	43,531.34	8,215.48	-	418.72	-	-	-	88.92	-	274.68	-	-	-	7,818.15	2,139.18	-	60,347.29	2,139.18
60525	Meter Shop Fieldman	28,562.28	709.10	-	-	-	39.73	29,311.11	7,109.55	-	124.56	-	-	-	64.60	-	194.70	-	-	-	5,328.40	1,758.81	-	42,132.92	1,758.81
20450	Pump Mechanic	51,229.60	13,508.88	985.60	-	-	-	65,724.08	22,674.08	2,829.65	277.92	-	-	-	118.56	-	362.04	-	-	-	11,833.29	3,236.94	-	100,989.97	6,066.59
30325	Maintenance Supervisor	68,269.32	-	-	-	-	-	68,269.32	14,656.72	827.53	54.72	-	-	-	157.32	-	481.92	-	-	-	12,479.45	3,413.70	-	96,099.45	4,241.23
60531	Instrumentation Tech	19,345.63	1,255.35	650.00	594.00	-	-	21,844.98	13,081.20	2,085.60	260.72	-	-	-	45.22	-	139.23	-	-	-	3,776.25	1,271.70	-	39,147.60	3,357.30
20500	Pump Mechanic - Part Time	15,200.00	-	-	-	-	-	15,200.00	-	-	-	-	-	-	-	-	-	-	-	-	-	-	-	15,200.00	-
60465	Engineering/Distribution Clerk	31,415.61	1,189.91	-	-	-	-	32,605.52	8,215.48	-	54.72	-	-	-	72.96	-	222.24	-	-	-	5,956.14	1,630.34	-	47,127.06	1,630.34
40435	Inspector	46,013.99	8,225.08	868.80	295.95	-	457.22	55,861.04	13,473.72	1,312.59	1,021.12	-	-	-	109.44	-	335.88	-	-	-	10,082.44	2,749.64	-	80,883.64	4,062.23
40640	Accounting Technician	37,018.02	1,222.26	-	-	-	-	38,240.28	13,473.72	1,312.59	261.92	-	-	-	86.64	-	261.72	-	-	-	6,988.46	1,912.03	-	59,312.74	3,224.62
30350	Inspector	53,868.59	2,704.33	1,212.70	-	64.85	-	57,850.47	13,473.72	1,312.59	54.72	-	-	-	123.12	-	381.00	-	-	-	10,353.19	2,831.87	-	82,236.22	4,144.46
60529	Distribution Fieldman	22,416.83	2,210.72	-	403.25	-	83.43	25,114.23	15,697.44	2,502.72	41.04	-	-	-	51.68	-	155.76	-	-	-	4,522.51	1,255.73	-	45,582.66	3,758.45
60484	Plant Operator	39,123.44	4,197.15	-	-	-	-	43,320.59	8,215.48	-	199.52	-	-	-	77.52	-	239.76	-	-	-	7,910.31	2,599.29	-	59,963.18	2,599.29
20650	Detainee Supervisor	4,400.00	-	-	-	-	-	4,400.00	-	-	-	-	-	-	-	-	-	-	-	-	-	-	-	4,400.00	-
30415	Distribution Fieldman	49,731.59	14,671.15	-	572.70	-	1,681.66	66,657.10	17,740.32	2,340.17	1,804.32	-	-	-	118.56	-	363.48	-	-	-	12,191.15	3,332.85	-	98,874.93	5,673.02
60466	Maintenance Foreman	47,210.42	21,751.74	862.47	-	-	-	69,824.63	22,674.08	3,399.65	190.72	-	-	-	107.16	-	326.40	-	-	-	12,600.08	3,448.14	-	105,723.07	6,847.79
60460	Account Services Representative	23,964.71	-	-	-	-	3,519.00	27,483.71	18,313.68	2,844.93	591.52	-	-	-	70.68	-	218.40	-	-	-	4,398.79	1,195.52	-	51,076.78	4,040.45
60534	Distribution Fieldman	11,202.45	2,401.39	-	177.50	-	119.19	13,900.53	2,483.82	-	22.80	-	-	-	25.84	-	77.88	-	-	-	2,456.21	834.04	-	18,967.08	834.04
60512	Distribution Fieldman	32,5																							

Northern Kentucky Water District  
Case NO: 2018-00291  
Salary & Benefit Data by Employee

Year => 2014

Employee Number	Title	Regular	Overtime	Excess Vacation Payout	Standby/ On Call	Bonus	Other*	Sub-Total	Health Benefits Cost		Dental Benefits		Vision		Life Insurance		AD&D		401k	Defined Benefit Retirement		Any Other Wage, Salary, Compensation or Benefit Not Listed	Totals		
									Northen	Employee	Northen	Employee	Northen	Employee	Northen	Employee	Northen	Employee	Northen	Employee	Northen		Employee	Northen	Employee
40615	Engineering Manager	109,060.48	-	-	-	-	-	109,060.48	13,473.72	1,312.59	1,799.52	-	-	86.84	228.00	-	765.84	-	-	-	19,936.01	5,453.15	-	145,263.57	6,852.58
60521	Distribution Fieldman	32,417.02	9,218.67	-	657.75	-	802.62	43,096.06	8,215.48	-	201.12	-	-	-	77.52	-	233.64	-	-	-	7,845.75	2,585.80	-	59,669.57	2,585.80
40825	Account Services Representative	33,411.69	343.52	-	-	-	-	33,755.21	22,674.08	3,609.65	2,054.72	-	-	-	77.52	-	236.28	-	-	-	6,170.03	1,687.74	-	64,967.84	5,297.39
20700	Building & Grounds Lead	40,135.25	1,704.62	-	-	-	-	41,839.87	22,674.08	3,609.65	294.72	-	-	-	91.20	-	277.44	-	-	-	7,646.49	2,092.00	-	72,823.80	5,701.65
40805	Distribution Fieldman	49,739.53	7,058.99	-	741.00	-	120.06	57,659.58	22,674.08	3,609.65	54.72	-	-	259.48	114.00	-	352.44	-	-	-	10,562.56	2,882.97	-	91,417.38	6,752.10
60488	Account Services Representative	30,020.40	97.50	-	-	-	-	30,117.90	22,674.08	3,609.65	54.72	-	-	-	70.68	-	212.64	-	-	-	5,505.49	1,505.88	-	58,635.51	5,115.53
40810	Equipment Serviceman	51,230.64	4,851.00	-	1,867.00	-	-	57,948.64	22,674.08	3,609.65	673.92	-	-	-	118.56	-	362.04	-	-	-	10,583.33	2,897.47	-	92,360.57	6,507.12
30630	Distribution Fieldman	46,398.18	4,789.31	-	370.75	-	111.86	51,670.10	14,656.72	1,607.53	54.72	-	-	-	107.16	-	328.80	-	-	-	9,456.55	2,583.56	-	76,274.05	4,191.09
20775	Plant Supervisor	34,888.94	-	-	-	-	-	34,888.94	4,360.40	689.81	9.12	-	-	-	27.74	-	84.82	-	-	-	2,600.42	688.34	-	41,971.44	1,378.15
10130	President/CEO	250,967.43	-	4,788.40	-	-	16,699.96	272,455.79	22,674.08	3,609.65	640.32	-	-	106.08	566.39	-	1,025.39	4,007.64	-	-	47,315.19	12,951.43	-	344,677.16	20,674.80
60527	Account Service Representative	9,615.27	77.75	-	-	-	-	9,693.02	7,848.72	1,251.36	410.78	-	-	-	22.04	-	67.72	-	-	-	2,023.45	581.60	-	20,065.73	1,832.96
40645	Engineering Clerk	35,924.80	3,264.60	691.20	-	-	-	39,880.60	13,473.72	1,312.59	269.92	-	-	-	82.08	-	247.68	-	-	-	7,161.35	1,959.50	-	61,115.35	3,272.09
60457	Meter Shop Crew Leader	36,624.09	2,003.61	730.80	-	-	91.36	39,449.86	22,674.08	3,609.65	146.72	-	-	-	82.08	-	253.32	-	-	-	7,067.67	1,935.99	-	69,673.73	5,545.64
40655	Scanner	25,257.72	4,845.86	-	-	-	975.00	31,078.58	12,178.17	1,186.19	1,031.52	-	-	148.99	66.12	-	126.72	-	-	-	5,469.21	1,505.26	-	49,950.32	2,840.44
40675	Meter Shop Fieldman	9,939.80	-	-	-	-	-	9,939.80	-	57.14	-	-	-	-	-	-	-	-	-	-	254.94	67.48	-	10,194.74	124.62
20200	Chemist Supervisor	42,757.52	-	-	-	-	-	42,757.52	13,953.28	2,219.25	431.92	-	-	-	157.32	-	480.72	-	-	-	7,808.18	2,092.00	-	65,588.94	4,311.25
30635	Inventory Specialist	51,143.20	2,998.13	984.00	-	-	-	55,125.33	14,656.72	1,607.53	54.72	-	-	-	59.28	-	350.52	-	-	-	9,895.31	2,707.10	-	80,141.88	4,314.63
60471	Administrative Assistant	44,781.22	5,134.90	-	-	-	-	49,916.12	13,473.72	1,312.59	292.32	-	-	-	102.60	-	316.44	-	-	-	9,136.50	2,495.84	-	73,237.70	3,808.43
30670	Detainee Supervisor	4,224.00	-	-	-	-	-	4,224.00	-	-	-	-	-	-	-	-	-	-	-	-	-	-	-	4,224.00	-
60486	Meter Shop Fieldman	26,414.38	91.41	-	-	-	-	26,505.79	7,046.50	774.00	45.60	-	-	-	38.76	-	117.60	-	-	-	2,850.20	-	-	36,604.45	774.00
30700	Customer Service Foreman	59,930.73	2,809.98	1,152.80	62.50	-	-	63,956.01	13,473.72	1,312.59	54.72	-	-	259.48	136.80	-	423.24	-	-	-	11,495.24	3,140.16	-	89,539.73	4,712.23
30715	Distribution Foreman	57,691.53	7,992.40	-	179.00	-	208.89	66,071.82	22,674.08	3,609.65	1,901.92	-	-	-	132.24	-	408.84	-	-	-	12,107.78	3,303.60	-	103,296.68	6,913.25
60459	Distribution Crew Leader	37,264.24	11,922.44	-	422.50	-	1,344.78	50,953.96	22,674.08	2,829.65	54.72	-	-	-	82.08	-	253.20	-	-	-	9,315.67	2,547.72	-	83,333.71	5,377.37
30800	Distribution Foreman	66,531.72	43,249.42	1,304.00	225.70	-	1,581.10	112,891.94	22,674.08	3,609.65	2,168.32	-	-	-	155.04	-	478.56	-	-	-	20,382.02	5,563.90	-	158,749.96	9,173.55
40750	Customer Service Field Representative	51,413.20	12,068.08	1,156.13	1,652.15	-	-	66,289.56	8,215.48	-	234.72	-	-	-	118.56	-	363.48	-	-	-	11,930.93	3,256.71	-	87,152.73	3,256.71
20875	Safety Coordinator	74,008.78	-	1,439.20	-	-	-	75,447.98	22,674.08	3,609.65	1,654.92	-	-	-	171.00	-	522.84	-	-	-	13,528.62	3,700.31	-	113,999.44	7,309.96
30825	Engineering Technician	45,096.87	553.14	-	-	-	-	45,650.01	22,674.08	3,609.65	805.42	-	-	-	104.88	-	318.96	-	-	-	8,344.71	2,282.46	-	77,898.06	5,892.11
60511	Distribution Fieldman	33,040.38	8,153.50	-	573.70	-	731.27	42,498.85	12,179.32	990.72	273.12	-	-	-	77.52	-	238.68	-	-	-	7,782.38	2,549.93	-	63,049.87	3,540.65
40850	Account Service Lead	55,992.92	5,523.07	1,077.20	-	-	-	62,593.19	22,674.08	3,609.65	1,207.52	-	-	-	129.96	-	395.76	-	-	-	11,247.16	3,075.90	-	98,247.67	6,685.55
60513	Engineering Technician	43,432.80	-	-	-	-	-	43,432.80	8,215.48	-	54.72	-	-	-	100.32	-	306.84	-	-	-	7,939.27	2,606.17	-	60,049.43	2,606.17
60537	Customer Service Field Representative	9,136.75	858.08	-	348.00	-	-	10,342.83	2,369.85	-	99.04	-	-	-	19.38	-	58.41	-	-	-	1,827.58	620.61	-	14,717.09	620.61
20900	Maintenance Manager	77,637.52	-	1,492.80	-	-	-	79,130.32	8,215.48	-	653.92	-	-	-	177.84	-	548.16	-	-	-	14,191.94	3,881.98	-	102,917.66	3,881.98
40900	Customer Service Field Representative	48,131.60	12,422.62	1,145.93	2,086.20	-	-	63,786.35	8,215.48	-	140.32	-	-	-	111.72	-	340.44	-	-	-	11,460.27	3,132.04	-	84,054.58	3,132.04
20910	Chemistry Supervisor	69,418.88	-	1,335.20	-	-	-	70,754.08	13,473.72	1,312.59	635.52	-	-	-	159.60	-	490.32	-	-	-	12,689.51	3,471.10	-	98,202.75	4,783.69
41305	Account Service Lead	43,807.20	1,368.36	-	-	-	-	45,175.56	8,215.48	-	151.52	-	-	-	100.32	-	309.48	-	-	-	8,257.41	2,258.88	-	62,209.77	2,258.88
20915	Plant Operator	42,499.20	1,103.76	-	-	-	-	43,602.96	14,656.72	1,607.53	281.12	-	-	259.48	98.04	-	300.48	-	-	-	7,968.17	2,180.14	-	66,907.49	4,047.15
30835	Distribution Crew Leader	51,478.54	9,113.22	-	446.95	-	1,016.80	62,055.51	13,473.72	1,312.59	54.72	-	-	-	120.84	-	373.32	-	-	-	11,368.44	3,102.78	-	87,446.55	4,415.37
60516	Distribution Fieldman	33,179.05	6,471.87	-	500.35	-	281.75	40,433.02	8,215.48	-	1,409.92	-	-	-	77.52	-	236.40	-	-	-	7,402.54	2,425.96	-	57,774.88	2,425.96
60519	Distribution Fieldman	33,106.29	6,267.93	-	1,377.55	-	120.54	40,872.31	8,215.48	-	173.12	-	-	-	77.52	-	233.64	-	-	-	7,477.37	2,452.36	-	57,049.44	2,452.36
20925	Plant Supervisor	59,836.32	-	1,151.20	-	-	-	60,987.52	13,473.72	1,312.59	54.72	-	-	-	136.80	-	422.76	-	-	-	10,937.89	2,991.66	-	86,013.41	4,304.25
60475	Distribution Clerk	25,791.04	2,695.53	-	-	-	-	28,486.57	6,635.58	-	158.40	-	-	-	58.90	-	178.70	-	-	-	4,940.43	1,341.31	-	40,458.58	1,341.31
20930	Chemist	65,470.31	-	1,271.20	-	-	-	66,741.51	13,473.72	1,312.59	1,389.92	-	-	-	152.76	-	467.16	-	-	-	12,083.90	3,305.27	-	94,308.97	4,617.86
20950	Customer Service Field Representative	7,384.24	-	21.60	-	-	-	7,405.84	-	128.26	-	-	6.68	-	-	-	-	-	-	-	259.02	68.56	-	7,664.86	203.50
60517	Finance Manager	52,874.40	-	-	-	-	5,250.00	58,124.40	12,609.02	1,490.73	326.72	-	-	-	148.20	-	458.88	-	-	-	9,740.98	3,172.56	-	81,408.20	4,663.29
41010	Account Service Lead	51,749.22	2,137.47	-	-	-	-	53,886.69	14,656.72	1,607.53	227.52	-	-	-	118.56	-	365.40	-	-	-	9,846.79	2,694.30	-	79,101.68	4,301.83
60538	Equipment Serviceman	9,534.00	965.33	-	-	-	-	10,499.33	6,540.60	1,042.80	18.24	-	-	-	19.38	-	58.41	-	-	-	1,855.24	629.99	-	18,991.20	1,672.79
41125	CAD Operator	41,977.66	1,499.13	-	-	-	-	43,476.79	8,215.48	-	54.72	-	-	-	95.76	-	296.64	-	-	-	7,950.49	2,173.84	-	60,089.88	2,173.84
60474	Inspector - Part Time	10,410.38	-	-	-	-	-	10,410.38	-	-	-	-	-	-	-	-	-	-	-	-	-	-	-	10,410.38	-
60526	Distribution Fieldman	27,219.59	6,393.85	-	441.25	-	365.49	34,420.18	6,951.56	-	480.00	-	-	-	64.60	-	194.70	-	-	-	6,254.30	2,065.27	-	48,365.34	2,065.27
40975	Account Services Representative	37,237.24	6.72	-	-	-	-	37,243.96	8,215.48	28.57	54.72	-	-	-	86.64	-	263.28	-	-	-	6,808.24	1,862.20	-	52,672.32	1,890.77
21075	Pump Mechanic - Part Time	16,480.00	3																						

Year => 2014

Employee Number	Title	Regular	Overtime	Excess Vacation Payout	Standby/ On Call	Bonus	Other*	Sub-Total	Health Benefits Cost		Dental Benefits		Vision		Life Insurance		AD&D		401k	Defined Benefit Retirement		Any Other Wage, Salary, Compensation or Benefit Not Listed	Totals	
									Northern	Employee	Northern	Employee	Northern	Employee	Northern	Employee	Northern	Employee	Northern	Northern	Employee		Northern	Employee
21450	Lab Manager	98,363.56	-	1,890.40	-	-	-	100,253.96	22,674.08	2,829.65	2,033.92	-	-	259.48	225.72	-	694.20	-	-	17,980.59	4,918.36	-	143,862.47	8,007.49
41510	Distribution Fieldman	42,459.21	5,992.80	-	438.50	-	412.40	49,302.91	22,674.08	2,061.25	1,602.72	-	-	-	98.04	-	302.88	-	-	9,023.72	2,465.17	-	83,004.35	4,526.42
21475	Pump Mechanic	51,897.20	2,676.96	-	1,740.00	-	-	56,314.16	22,674.08	3,609.65	1,504.32	-	-	-	118.56	-	366.48	-	-	10,300.03	2,815.73	-	91,277.63	6,425.38
31025	Meter Reader	41,166.40	777.25	-	-	-	-	41,943.65	8,215.48	-	714.72	-	-	-	95.76	-	291.00	-	-	7,672.05	2,097.19	-	58,932.66	2,097.19
31050	Distribution Supervisor	71,416.84	-	1,373.60	-	-	-	72,790.44	22,674.08	3,609.65	1,466.72	-	-	-	164.16	-	504.36	-	-	13,054.79	3,570.66	-	110,654.55	7,180.31
41550	Customer Service Supervisor	73,045.32	-	1,737.95	-	-	-	74,783.27	14,656.72	1,607.53	257.12	-	-	-	168.72	-	516.00	-	-	13,352.46	3,652.50	-	103,734.29	5,260.03
41560	Inspector	45,582.06	6,914.31	878.00	-	-	54.88	53,429.25	22,674.08	3,609.65	54.72	-	-	-	104.88	-	322.44	-	-	9,593.72	2,627.59	-	86,179.09	6,237.24
31175	Lead Mechanic	58,911.51	9,433.96	-	-	-	-	68,345.47	22,674.08	3,609.65	54.72	-	-	-	134.52	-	416.04	-	-	12,518.28	3,417.27	-	104,143.11	7,026.92
60530	Equipment Serviceman	21,610.50	2,169.04	-	122.00	-	-	23,901.54	14,825.36	2,363.68	258.08	-	-	-	51.68	-	155.76	-	-	3,402.86	1,434.15	-	42,595.28	3,797.83
<b>Total Amount</b>		<b>\$ 7,306,591.81</b>	<b>\$ 711,546.44</b>	<b>\$ 66,205.78</b>	<b>\$ 50,820.04</b>	<b>\$ -</b>	<b>\$ 69,744.23</b>	<b>\$ 8,204,908.30</b>	<b>\$ 2,306,561.87</b>	<b>\$ 276,111.27</b>	<b>\$ 90,412.17</b>	<b>\$ -</b>	<b>\$ -</b>	<b>\$ 2,530.60</b>	<b>\$ 16,622.91</b>	<b>\$ -</b>	<b>\$ 50,010.68</b>	<b>\$ 4,007.64</b>	<b>\$ -</b>	<b>\$ 1,451,430.01</b>	<b>\$ 410,117.08</b>	<b>\$ -</b>	<b>\$ 12,119,945.94</b>	<b>\$ 692,766.59</b>

\* Other includes Third Party Sick, Auto Allowance, Bump Pay, Disability Insurance, Insurance Waiver,



Northern Kentucky Water District  
Case NO: 2018-00291  
Salary & Benefit Data by Employee

Year => 2013

Employee Number	Title	Regular	Overtime	Excess Vacation Payout	Standby/ On Call	Bonus	Other*	Sub-Total	Health Benefits Cost		Dental Benefits**		Vision		Life Insurance		AD&D		401k	Defined Benefit Retirement		Any Other Wage, Salary, Compensation or Benefit Not Listed	Totals		
									Northern	Employee	Northern	Employee	Northern	Employee	Northern	Employee	Northern	Employee		Northern	Employee		Northern	Employee	Northern
40258	Mapping Tech	34,855.45	930.80	-	-	-	-	35,786.25	8,113.95	83.84	-	-	-	-	79.80	-	245.54	-	-	-	6,876.03	1,789.28	-	51,101.57	1,873.12
30060	Distribution Crew Leader	51,239.28	13,867.77	-	545.66	-	762.85	66,415.56	20,921.32	3,330.56	-	-	-	-	120.46	-	366.42	-	-	-	12,765.48	3,320.78	-	100,589.24	6,651.34
40150	Account Services Representative	43,596.80	735.70	878.40	-	-	1,040.00	46,250.90	7,578.84	-	-	-	40.00	100.32	-	307.92	-	-	-	-	8,722.26	2,268.63	-	62,960.24	2,308.63
20075	Plant Foreman	53,693.44	5,103.22	1,072.80	3,103.43	-	-	62,972.89	12,431.49	1,210.59	-	-	40.00	122.74	-	378.14	-	-	-	-	11,897.30	3,095.01	-	87,802.56	4,345.60
10150	Accounting Technician - Part Time	29,303.52	-	-	-	-	-	29,303.52	17,898.38	6,353.50	-	-	-	-	228.00	-	42.00	-	-	-	-	-	-	47,471.90	6,353.50
60482	Distribution Fieldman	33,240.41	3,965.57	-	1,431.46	-	-	38,637.44	20,921.32	3,330.56	-	-	-	77.14	-	234.46	-	-	-	-	7,426.15	1,931.86	-	67,296.51	5,262.42
30075	Distribution Fieldman	36,229.08	3,275.53	-	516.17	-	88.06	40,108.84	20,921.32	3,330.56	-	-	-	83.98	-	258.02	-	-	-	-	7,708.36	2,005.47	-	69,080.52	5,336.03
60514	Plant Operator	30,736.80	1,382.06	-	-	-	-	32,118.86	7,313.99	-	-	-	-	68.97	-	207.90	-	-	-	-	6,160.38	1,927.22	-	45,870.10	1,927.22
10160	VP Finance/CFO	120,031.48	-	2,343.20	-	-	1,200.16	123,574.84	-	-	-	40.00	272.84	-	843.18	-	-	-	-	-	23,300.57	6,061.76	-	147,991.43	6,101.76
60496	Instrumentation Tech	43,477.28	15,234.96	-	2,556.95	-	-	61,269.19	21,701.32	2,550.56	-	-	-	99.94	-	303.50	-	-	-	-	11,770.96	3,676.14	-	95,144.91	6,226.70
40250	Engineering Technician	48,054.42	4,470.28	-	-	-	-	52,524.70	20,921.32	3,330.56	-	-	-	111.34	-	339.00	-	-	-	-	10,107.60	2,626.28	-	84,003.96	5,956.84
60508	Computer Support Tech	42,791.20	812.81	863.20	-	-	-	44,467.21	20,921.32	3,330.56	-	-	40.00	97.66	-	300.86	-	-	-	-	8,378.65	2,616.18	-	74,165.70	5,986.72
60520	Plant Operator	616.80	-	-	-	-	-	616.80	-	28.57	-	-	-	-	-	-	-	-	-	-	116.51	37.01	-	733.31	65.58
30100	Distribution Fieldman	50,001.90	2,449.24	-	263.25	-	1,035.70	53,750.09	20,921.32	3,330.56	-	-	-	115.90	-	353.74	-	-	-	-	10,331.39	2,687.52	-	85,472.44	6,018.08
40260	Information Services Manager	97,312.48	-	1,910.80	-	-	-	99,223.28	13,522.47	1,483.77	-	-	213.68	222.30	-	684.06	-	-	-	-	18,703.94	4,865.52	-	132,355.45	6,562.97
10175	HR Director	99,616.68	-	1,949.60	-	-	-	101,566.28	14,302.47	703.77	-	-	40.00	227.24	-	699.06	-	-	-	-	19,146.20	4,980.86	-	135,941.25	5,724.63
40270	Customer Service Field Representative	43,438.00	4,300.01	-	778.30	-	1,200.16	49,716.47	-	-	-	-	99.94	-	306.02	-	-	-	-	-	9,562.04	2,485.70	-	59,684.47	2,485.70
20350	Plant Operator - Part Time	9,600.00	-	-	-	-	-	9,600.00	-	-	-	-	-	-	-	-	-	-	-	-	-	-	-	9,600.00	-
60518	Instrumentation Tech	1,940.40	-	-	-	-	-	1,940.40	-	69.93	-	-	-	-	-	-	-	-	-	-	366.54	116.43	-	2,306.94	186.36
20375	Distribution Supervisor	74,371.68	-	1,502.80	-	-	-	75,874.48	20,921.32	3,330.56	-	-	40.00	167.58	-	516.76	-	-	-	-	14,292.11	3,718.74	-	111,772.25	7,089.30
30225	Distribution Fieldman	46,874.10	7,089.45	-	524.75	-	283.50	54,771.80	13,522.47	1,483.77	-	-	-	109.06	-	332.22	-	-	-	-	10,257.65	2,738.61	-	79,263.20	4,222.38
40330	Engineering/Distribution Clerk	35,749.40	7,422.09	-	-	-	-	43,171.49	12,431.49	1,210.59	-	-	-	83.98	-	253.84	-	-	-	-	8,290.89	2,158.63	-	64,231.69	3,369.22
20378	Pump Mechanic	36,882.80	9,025.02	-	-	-	-	45,907.82	20,921.32	3,330.56	-	-	-	83.98	-	256.42	-	-	-	-	8,820.16	2,295.39	-	75,989.70	5,625.95
40350	Building & Grounds Tech	35,411.60	153.27	-	-	-	-	35,564.87	18,434.52	2,840.72	-	-	-	81.70	-	249.60	-	-	-	-	6,834.94	1,778.24	-	61,165.63	4,618.96
60494	Pump Mechanic	33,330.42	1,166.19	-	-	-	-	34,496.61	21,701.32	2,550.56	-	-	-	77.14	-	235.06	-	-	-	-	6,631.84	3,859.44	-	63,141.97	6,410.00
40400	Plant Operator	43,395.65	3,900.61	868.80	-	-	-	48,165.06	21,596.32	2,655.56	-	-	40.00	99.94	-	303.62	-	-	-	-	9,091.27	2,364.80	-	79,256.21	5,060.36
40410	Payroll Specialist - Part Time	20,884.50	-	-	-	-	-	20,884.50	-	587.52	-	-	-	-	-	-	-	-	-	-	-	-	-	20,884.50	587.52
20380	Maintenance Manager	72,793.28	-	-	-	-	-	72,793.28	3,157.85	-	-	-	-	85.69	-	264.63	-	-	-	-	7,848.37	2,007.24	-	84,149.82	2,007.24
40405	Database Administrator	73,172.19	-	1,447.60	-	-	-	74,619.79	12,431.49	1,210.59	-	-	40.00	167.20	-	513.08	-	-	-	-	14,063.36	3,658.51	-	101,794.92	4,909.10
60487	Plant Operator	38,496.03	4,569.67	771.60	32.63	-	-	43,869.93	7,578.84	-	-	-	40.00	83.98	-	255.84	-	-	-	-	8,289.12	2,154.89	-	60,077.71	2,194.89
20450	Pump Mechanic	50,119.60	12,815.37	1,004.00	-	-	353.60	64,292.57	21,701.32	2,550.56	-	-	40.00	115.90	-	353.56	-	-	-	-	12,164.68	3,164.48	-	98,628.03	5,755.04
30325	Maintenance Supervisor	65,096.12	-	-	-	-	-	65,096.12	14,302.47	703.77	-	-	-	147.82	-	454.38	-	-	-	-	12,509.78	3,255.04	-	92,510.57	3,958.81
20500	Pump Mechanic - Part Time	19,360.00	-	-	-	-	-	19,360.00	-	-	-	-	-	-	-	-	-	-	-	-	-	-	-	19,360.00	-
60465	Engineering/Distribution Clerk	30,731.26	387.99	-	-	-	-	31,119.25	7,578.84	-	-	-	-	70.68	-	216.66	-	-	-	-	5,980.46	1,555.98	-	44,965.89	1,555.98
40435	Inspector	44,458.29	8,582.38	-	495.50	-	434.94	53,971.11	12,431.49	1,210.59	-	-	-	99.18	-	305.78	-	-	-	-	10,370.12	2,698.56	-	77,177.68	3,909.15
40640	Accounting Technician	36,092.40	1,796.76	-	-	-	-	37,889.16	12,431.49	1,210.59	-	-	-	83.98	-	254.44	-	-	-	-	7,280.35	1,894.43	-	57,939.42	3,105.02
30350	Inspector	52,751.86	1,217.81	1,289.49	-	-	-	55,259.16	12,431.49	1,210.59	-	-	48.90	120.46	-	371.48	-	-	-	-	10,372.46	2,698.42	-	78,555.05	3,957.91
60484	Plant Operator	34,690.32	3,664.02	679.20	-	-	-	39,033.54	7,578.84	-	-	-	40.00	77.14	-	234.46	-	-	-	-	7,372.15	2,301.25	-	54,296.13	2,341.25
20650	Detainee Supervisor	8,272.00	-	-	-	-	-	8,272.00	-	-	-	-	-	-	-	-	-	-	-	-	-	-	-	8,272.00	-
30405	Distribution Supervisor - Part Time	73,512.90	-	-	-	-	-	73,512.90	8,634.16	1,470.79	-	-	-	91.39	-	280.51	-	-	-	-	8,303.87	2,123.71	-	90,822.83	3,594.50
30415	Distribution Fieldman	49,802.65	6,470.95	-	684.68	-	1,531.75	58,490.03	13,522.47	1,483.77	-	-	-	116.28	-	354.12	-	-	-	-	11,245.71	2,924.57	-	83,728.61	4,408.34
60466	Maintenance Foreman	40,751.25	23,011.38	-	1,825.20	-	-	65,587.83	21,701.32	2,550.56	-	-	-	90.82	-	277.00	-	-	-	-	12,606.67	3,279.45	-	100,263.64	5,830.01
60460	Account Services Representative	30,098.26	21.55	-	-	-	-	30,119.81	20,921.32	3,330.56	-	-	-	70.30	-	213.60	-	-	-	-	5,789.72	1,505.98	-	57,114.75	4,836.54
20655	Plant Supervisor	51,380.51	-	-	-	-	-	51,380.51	4,420.99	-	-	-	-	79.04	-	242.88	-	-	-	-	7,004.77	1,802.38	-	63,128.19	1,802.38
60512	Distribution Fieldman	31,865.86	7,655.21	-	432.47	-	232.82	40,186.36	19,139.42	2,408.33	-	-	-	173.68	-	80.85	-	-	-	-	7,718.88	2,411.22	-	67,370.41	4,993.23
20675	Plant Operator	7,399.11	291.60	-	-	-	-	7,690.71	-	26.70	-	-	-	-	-	-	-	-	-	-	323.04	82.62	-	8,013.75	109.32
30425	Meter Shop Fieldman	50,119.63	2,376.89	-	-	-	499.20	52,995.72	12,431.49	1,210.59	-	-	-	115.90	-	353.56	-	-	-	-	10,186.31	2,649.78	-	76,082.98	3,860.37
20660	Building & Grounds Tech	9,823.52	743.51	-	-	-	8,476.00	19,043.03	14,379.57	626.67	-	-	-	65.74	-	178.75	-	-	-	-	2,053.13	528.33	-	35,720.22	1,155.00
40420	Distribution Fieldman	37,180.42	8,478.05	-	463.29	-	682.95	46,804.71	13,522.47	1,483.77	-	-	-	86.64	-	266.58	-	-	-	-	8,993.49	2,340.23	-	69,673.89	3,824.00
60375	Clerk - Part Time	8,190.01	-	-	-	-	-	8,190.01	-	-	-	-	-	-	-	-	-	-	-	-	-	-	-	8,190.01	-
40425	Meter Shop Fieldman	37,619.00	3,306.33	-	303.09	-	136.35	41,364.77	20,921.32	3,330.56	-	-	-	86.64	-	266.12	-	-	-	-	7,949.34	2,068.23	-	70,588.19	5,398.79
10300	VP of Engineering, Production & Distribution	141,579.88	-	3,361.80	-	-	3,390.40	148,332.08	20,921.32	3,330.56	-	-	48.75	323.76	-	955.56	-	-	-	-	27,874.68	7,248.28	-	198,407.40	10,627.59
40450	Construction Supervisor	70,586.9																							

Northern Kentucky Water District  
Case NO: 2018-00291  
Salary & Benefit Data by Employee

Year => 2013

Employee Number	Title	Regular	Overtime	Excess Vacation Payout	Standby/ On Call	Bonus	Other*	Sub-Total	Health Benefits Cost		Dental Benefits**		Vision		Life Insurance		AD&D		401k		Defined Benefit Retirement		Any Other Wage, Salary, Compensation or Benefit Not Listed	Totals	
									Northern	Employee	Northern	Employee	Northern	Employee	Northern	Employee	Northern	Employee	Northern	Employee	Northern	Employee		Northern	Employee
60515	Distribution Fieldman	20,265.74	9,564.42	-	799.48	-	439.48	31,069.12	5,094.66	-	-	-	50.16	-	151.20	-	-	-	-	5,910.69	1,864.16	-	42,275.83	1,864.16	
40615	Engineering Manager	103,949.96	-	-	-	-	-	103,949.96	12,431.49	1,210.59	-	-	86.84	227.24	-	720.70	-	-	-	19,976.35	5,197.42	-	137,305.74	6,494.85	
60521	Distribution Fieldman	616.80	-	-	-	-	-	616.80	-	-	-	-	-	-	-	-	-	-	-	116.51	37.01	-	733.31	37.01	
40825	Account Services Representative	29,730.64	259.41	-	-	-	2,146.00	32,136.05	21,113.71	3,138.17	-	-	75.24	-	230.22	-	5,754.24	1,495.67	-	59,309.46	1,495.67	-	59,309.46	4,633.84	
20700	Building & Grounds Lead	36,886.47	895.45	-	-	-	-	37,781.92	20,921.32	3,330.56	-	-	84.74	-	258.82	-	-	-	-	7,259.35	1,889.09	-	66,306.15	5,219.65	
30620	Meter Resource Foreman	25,196.27	-	-	21.60	-	-	25,217.87	10,591.02	1,534.92	-	-	59.28	-	182.12	-	-	-	-	4,756.38	1,216.46	-	40,806.67	2,751.38	
40805	Distribution Fieldman	48,820.80	4,753.38	-	758.70	-	-	54,332.88	20,921.32	3,330.56	-	-	259.48	111.34	343.88	-	-	-	-	10,440.40	2,716.67	-	86,149.82	6,306.71	
60488	Account Services Representative	29,252.41	10.56	-	-	-	-	29,262.97	20,921.32	3,330.56	-	-	68.02	-	206.18	-	-	-	-	5,624.26	1,463.14	-	56,082.75	4,793.70	
40810	Equipment Serviceman	50,140.35	3,686.89	-	1,350.01	-	270.04	55,447.29	20,921.32	3,330.56	-	-	115.90	-	353.34	-	-	-	-	10,659.66	2,772.33	-	87,497.51	6,102.89	
30630	Distribution Fieldman	45,496.80	4,020.50	-	450.45	-	-	49,967.75	13,522.47	1,483.77	-	-	104.50	-	320.64	-	-	-	-	9,604.87	2,498.44	-	73,520.23	3,982.21	
20775	Plant Supervisor	66,420.81	-	1,646.37	-	-	-	68,067.18	20,921.32	3,330.56	-	-	49.50	152.38	-	466.52	-	-	-	12,763.75	5,534.55	-	102,371.15	8,914.61	
10130	President/CEO	244,078.51	-	4,694.00	-	-	15,599.96	264,372.47	20,921.32	3,330.56	-	-	40.00	549.86	-	1,022.30	4,007.64	-	-	48,599.64	12,646.12	-	335,465.59	20,024.32	
20780	Plant Operator	3,504.80	489.36	-	-	-	-	3,994.16	1,045.13	91.71	-	-	12.68	8.17	-	24.76	-	-	-	672.06	171.88	-	5,744.28	276.27	
40645	Engineering Clerk	35,011.60	1,806.09	713.60	-	-	-	37,531.29	12,478.11	1,163.97	-	-	40.00	81.70	-	246.74	-	-	-	7,075.05	1,840.97	-	57,412.89	3,044.94	
60457	Meter Shop Crew Leader	34,931.60	567.00	-	-	-	-	35,498.60	20,921.32	3,330.56	-	-	79.80	-	245.92	-	-	-	-	6,820.99	1,774.93	-	63,566.63	5,105.49	
40655	Scanner	16,727.42	3,758.07	-	-	-	7,475.00	27,960.49	12,874.38	767.70	-	-	104.61	65.74	-	198.64	-	-	-	3,985.92	1,024.28	-	45,085.17	1,896.59	
40675	Meter Shop Fieldman	50,128.00	54.23	-	-	-	956.80	51,139.03	13,522.47	1,483.77	-	-	116.28	-	354.12	-	-	-	-	9,831.85	2,556.95	-	74,963.75	4,040.72	
20200	Chemist Supervisor	66,518.32	-	-	-	-	-	66,518.32	20,921.32	3,330.56	-	-	152.38	-	468.42	-	-	-	-	12,784.71	3,325.76	-	100,845.15	6,656.32	
30635	Inventory Specialist	49,280.50	2,464.04	-	-	-	-	51,744.54	13,522.47	1,483.77	-	-	75.62	-	343.96	-	-	-	-	9,952.16	2,587.24	-	75,638.75	4,071.01	
60471	Administrative Assistant	43,671.12	1,881.29	-	-	-	-	45,552.41	12,431.49	1,210.59	-	-	99.94	-	307.18	-	-	-	-	8,756.34	2,277.60	-	67,147.36	3,488.19	
30650	Inspector I	49,549.75	2,290.80	-	-	-	-	51,840.55	5,684.13	-	-	-	95.38	-	291.57	-	-	-	-	8,653.48	2,238.83	-	66,565.11	2,238.83	
30670	Detainee Supervisor	8,206.00	-	-	-	-	-	8,206.00	-	-	-	-	-	-	-	-	-	-	-	-	-	-	8,206.00	-	
60486	Meter Shop Fieldman	18,671.26	-	-	-	-	-	18,671.26	15,006.24	-	-	-	-	-	-	-	-	-	-	-	-	-	33,677.50	-	
30700	Customer Service Foreman	58,620.79	338.29	1,167.60	-	-	-	60,126.68	12,431.49	1,210.59	-	-	299.48	134.14	-	412.92	-	-	-	11,331.18	2,948.12	-	84,436.41	4,458.19	
30715	Distribution Foreman	53,703.30	8,304.55	-	447.98	-	258.32	62,714.15	20,921.32	3,330.56	-	-	-	122.74	-	377.86	-	-	-	12,056.39	3,135.71	-	96,192.46	6,466.27	
60459	Distribution Crew Leader	34,690.23	6,634.89	-	355.29	-	345.45	42,025.86	21,701.32	2,550.56	-	-	81.70	-	246.92	-	-	-	-	8,076.88	2,101.27	-	72,132.68	4,651.83	
30800	Distribution Foreman	65,676.32	32,046.99	1,627.56	313.23	-	1,136.80	100,800.90	20,921.32	3,330.56	-	-	49.50	152.38	4,958.66	467.22	-	-	-	19,066.18	4,958.66	-	141,408.00	8,338.72	
40750	Customer Service Field Representative	50,128.00	9,001.40	1,217.35	1,605.65	-	1,206.40	63,158.80	7,578.84	-	-	-	48.50	116.28	-	354.12	-	-	-	11,904.28	3,097.09	-	83,112.32	3,145.59	
20875	Safety Coordinator	72,380.36	-	1,432.00	-	-	-	73,812.36	20,921.32	3,330.56	-	-	82.98	166.06	-	509.66	-	-	-	13,911.42	3,618.94	-	109,320.82	7,032.48	
30825	Engineering Technician	44,104.25	509.09	-	-	-	-	44,613.34	20,921.32	3,330.56	-	-	-	102.22	-	310.94	-	-	-	8,573.23	2,230.66	-	74,521.05	5,561.22	
60511	Distribution Fieldman	31,593.33	6,030.70	-	596.98	-	352.94	38,573.95	7,578.84	-	-	-	75.24	-	228.20	-	-	-	-	7,412.17	2,314.44	-	53,868.40	2,314.44	
40850	Account Service Lead	54,580.96	6,406.93	1,090.00	-	-	-	62,077.89	20,921.32	3,330.56	-	-	40.00	125.02	-	384.16	-	-	-	11,716.78	3,049.41	-	95,225.17	6,419.97	
60513	Engineering Technician	40,860.00	-	-	-	-	-	40,860.00	7,415.85	-	-	-	89.87	-	275.11	-	-	-	-	7,847.86	2,451.50	-	56,488.69	2,451.50	
20900	Maintenance Manager	72,974.72	-	1,494.80	-	-	-	74,469.52	7,578.84	-	-	-	40.00	165.68	-	507.32	-	-	-	14,022.57	3,648.84	-	96,743.93	3,688.84	
40900	Customer Service Field Representative	47,074.40	10,966.56	1,170.18	1,931.86	-	-	61,143.00	7,578.84	-	-	49.50	109.06	-	331.62	-	-	-	-	11,526.68	2,998.65	-	80,689.20	3,048.15	
20910	Chemistry Supervisor	67,905.28	-	-	-	-	-	67,905.28	12,431.51	1,210.57	-	-	-	154.66	-	478.04	-	-	-	13,051.39	3,395.42	-	94,020.88	4,605.99	
41305	Account Service Lead	42,853.61	1,939.98	-	-	-	-	44,793.59	7,578.84	-	-	-	98.04	-	302.00	-	-	-	-	8,610.34	2,239.66	-	61,382.81	2,239.66	
20915	Plant Operator	41,670.40	886.77	-	-	-	-	42,557.17	15,409.49	1,908.16	-	-	259.48	95.76	-	293.60	-	-	-	8,177.10	2,127.85	-	66,533.12	4,295.49	
30835	Distribution Crew Leader	50,944.61	11,010.73	-	546.77	-	745.80	63,247.91	16,665.44	2,310.06	-	-	-	118.18	-	364.14	-	-	-	12,153.65	3,162.42	-	92,549.32	5,472.48	
60516	Distribution Fieldman	20,967.35	1,620.97	-	87.30	-	-	22,675.62	5,094.66	-	-	-	50.16	-	151.20	-	-	-	-	4,316.93	1,360.58	-	32,288.57	1,360.58	
60519	Distribution Fieldman	1,233.60	-	-	-	-	-	1,233.60	-	-	-	-	-	-	-	-	-	-	-	233.02	74.02	-	1,466.62	74.02	
20925	Plant Supervisor	56,291.15	3,496.14	1,162.00	2,097.00	-	-	63,046.29	12,431.49	1,210.59	-	-	40.00	127.30	-	390.88	-	-	-	11,901.28	3,094.20	-	87,897.24	4,344.79	
30860	Meter Shop Lead	46,519.33	1,517.13	-	13.95	-	1,144.00	49,194.41	13,863.44	2,304.48	-	-	88.16	-	271.06	-	-	-	-	8,248.90	2,129.02	-	71,665.97	4,433.50	
60475	Distribution Clerk	29,650.01	224.62	-	-	-	-	29,874.63	7,578.84	-	-	-	68.40	-	208.80	-	-	-	-	5,741.50	1,493.76	-	43,472.17	1,493.76	
20930	Chemist	64,644.00	-	-	-	-	-	64,644.00	12,431.49	1,210.59	-	-	-	147.82	-	455.06	-	-	-	12,424.51	3,232.20	-	90,102.88	4,442.79	
20950	Customer Service Field Representative	50,115.23	2,801.65	-	1,307.25	-	270.40	54,494.53	20,921.32	3,330.56	-	-	173.68	115.90	-	353.34	-	-	-	10,474.77	2,724.74	-	86,359.86	6,228.98	
60517	Finance Manager	11,250.00	-	-	-	-	-	11,250.00	2,687.65	257.13	-	-	-	24.70	-	76.48	-	-	-	2,125.17	675.00	-	16,164.00	932.13	
41010	Account Service Lead	50,604.40	2,272.86	-	-	-	-	52,877.26	13,522.47	1,483.77	-	-	-	115.90	-	356.18	-	-	-	10,164.19	2,643.83	-	77,036.00	4,127.60	
41125	CAD Operator	41,065.22	1,525.70	-	-	-	-	42,590.92	7,578.84	-	-	-	95.38	-	289.48	-	-	-	-	8,183.53	2,129.55	-	58,738.15	2,129.55	
60474	Inspector - Part Time	17,119.88	-	-	-	-	-	17,119.88	-	-	-	-	-	-	-	-	-	-	-	-	-	-	17,119.88	-	
40975	Account Services Representative	36,428.40	52.56	-	-	-	-	36,480.96	-	1,483.77	-	-	-	83.98	-	256.60	-	-	-	7,011.65	1,824.06	-	43,833.19	3,307.83	
21075	Pump Mechanic - Part Time	23,000.00	-	-	-	-	-	23,000.00	-	-	-	-	-	-	-	-	-	-	-	-	-	-	23,000.00	-	
60493	Distribution Fieldman	33,330.40	468.88	-	-	-	-	33,799.28	7,578.84	-	-	-	77.14	-	235.06	-	-	-	-	6,494.88	1,689.96	-	48,185.20	1,689.96	
41150	Account Service Representative	43,586.40	70.74	-	-	-	270.40	43,927.54	13,522.47	1,483.77	-	-	-	100.32	-	307.34	-	-	-						

Year =>

Employee Number	Title	Regular	Overtime	Excess Vacation Payout	Standby/ On Call	Bonus	Other*	Sub-Total	Health Benefits Cost		Dental Benefits**		Vision		Life Insurance		AD&D		401k	Defined Benefit Retirement		Any Other Wage, Salary, Compensation or Benefit Not Listed	Totals		
									Northern	Employee	Northern	Employee	Northern	Employee	Northern	Employee	Northern	Employee	Northern	Northern	Employee		Northern	Employee	
41320	Distribution Crew Leader	45,674.56	12,312.80	-	435.38	-	5,949.55	64,372.29	21,434.36	2,817.52	-	-	387.42	125.02	-	384.46	-	-	-	-	11,362.98	2,944.14	-	97,679.11	6,149.08
60490	Plant Operator	39,994.40	722.51	-	-	-	-	40,716.91	12,431.49	1,210.59	-	-	-	88.54	-	272.14	-	-	-	-	7,826.11	2,035.84	-	61,335.19	3,246.43
21415	Clerk/Receptionist	35,139.21	380.25	854.73	-	-	-	36,374.19	7,578.84	-	-	-	47.75	81.70	-	247.72	-	-	-	-	6,828.19	1,775.98	-	51,110.64	1,823.73
21430	Chemist	59,463.68	-	1,183.60	-	-	-	60,647.28	20,921.32	3,330.56	-	-	40.00	136.42	-	418.60	-	-	-	-	11,428.84	2,973.34	-	93,552.46	6,343.90
60502	Lab Co-op	10,632.45	-	-	-	-	-	10,632.45	-	-	-	-	-	-	-	-	-	-	-	-	-	-	-	10,632.45	-
60464	Plant Operator	39,970.40	1,676.41	-	-	-	-	41,646.81	20,921.32	3,330.56	-	-	-	88.54	-	272.14	-	-	-	-	8,006.35	2,082.32	-	70,935.16	5,412.88
21450	Lab Manager	95,871.62	-	1,882.40	-	-	-	97,754.02	21,701.32	2,550.56	-	-	299.48	218.12	-	673.62	-	-	-	-	18,426.45	4,793.76	-	138,773.53	7,643.80
41510	Distribution Fieldman	41,721.61	5,546.64	846.80	486.94	-	216.85	48,818.84	20,921.32	3,330.56	-	-	40.00	95.76	-	291.00	-	-	-	-	9,223.76	2,398.59	-	79,350.68	5,769.15
21475	Pump Mechanic	50,882.09	1,303.05	-	332.10	-	-	52,517.24	20,921.32	3,330.56	-	-	-	116.28	-	354.00	-	-	-	-	10,089.28	2,625.86	-	83,998.12	5,956.42
31025	Meter Reader	40,254.00	-	-	-	-	-	40,254.00	7,578.84	-	-	-	93.10	-	283.82	-	-	-	-	-	7,736.78	2,012.70	-	55,946.54	2,012.70
31050	Distribution Supervisor	66,522.04	11,536.08	1,378.80	298.37	-	1,754.00	81,489.29	20,921.32	3,330.56	-	-	40.00	152.76	-	467.28	-	-	-	-	15,412.43	4,005.49	-	118,443.08	7,376.05
41550	Customer Service Supervisor	71,442.52	-	1,537.29	-	-	-	72,979.81	13,522.47	1,483.77	-	-	43.50	163.40	-	502.40	-	-	-	-	13,731.10	3,572.36	-	100,899.18	5,099.63
41560	Inspector	44,644.17	3,091.75	786.45	-	-	-	48,522.37	20,921.32	3,330.56	-	-	35.00	102.22	-	314.50	-	-	-	-	9,170.81	2,386.82	-	79,031.22	5,752.38
31175	Lead Mechanic	57,639.49	12,219.94	1,148.40	-	-	998.40	72,006.23	20,921.32	3,330.56	-	-	40.00	132.24	-	404.64	-	-	-	-	13,621.52	3,542.87	-	107,085.95	6,913.43
21550	Operations Manager	61,278.52	-	-	-	-	2,662.40	63,940.92	5,169.35	893.62	-	-	-	57.00	-	191.43	-	-	-	-	6,354.86	1,625.24	-	75,713.56	2,518.86
<b>Total Amount</b>		<b>\$ 7,352,279.46</b>	<b>\$ 539,084.23</b>	<b>\$ 54,671.14</b>	<b>\$ 41,235.35</b>	<b>\$ -</b>	<b>\$ 83,380.71</b>	<b>\$ 8,070,650.89</b>	<b>\$ 2,139,644.02</b>	<b>\$ 264,894.79</b>	<b>\$ 91,880.82</b>	<b>\$ -</b>	<b>\$ -</b>	<b>\$ 4,626.12</b>	<b>\$ 16,347.13</b>	<b>\$ -</b>	<b>\$ 48,822.44</b>	<b>\$ 4,007.64</b>	<b>\$ -</b>	<b>\$ -</b>	<b>\$ 1,467,062.65</b>	<b>\$ 391,607.09</b>	<b>\$ -</b>	<b>\$ 11,834,407.95</b>	<b>\$ 665,135.64</b>

\* Other includes Third Party Sick, Auto Allowance, Bump Pay, Disability Insurance, Insurance Waiver, Rest Pay and Stipend.

\*\* The amount of Dental Benefit cost paid by Northern Kentucky District is not available in the format requested by the PSC.

**Northern Kentucky Water District**  
**Case No. 2018-00291**  
**Total Test-Period Capitalized Wages**

Month	Hourly Amount Capitalized*	Salary Amount Capitalized*	Total
July 2017	10,439.67	-	10,439.67
August 2017	12,887.69	-	12,887.69
September 2017	17,481.09	-	17,481.09
October 2017	15,340.30	-	15,340.30
November 2017	12,989.30	-	12,989.30
December 2017	13,296.63	87,976.18	101,272.81
January 2018	3,934.15	-	3,934.15
February 2018	7,027.58	-	7,027.58
March 2018	11,183.51	-	11,183.51
April 2018	9,953.24	-	9,953.24
May 2018	10,025.51	-	10,025.51
June 2018	11,210.97	60,799.07	72,010.04
<b>Totals</b>	<b>135,769.64</b>	<b>148,775.25</b>	<b>284,544.89</b>

Test-Period Wages	\$ 7,813,803.00
Add Back Test-Period Capitalized Wages	\$ 8,098,347.89

Actual % of Capitalized Wages 07/01/2017-06/30/2018 3.51%

ProForma Wages \$ 9,370,082.83

ProForma Capitalized Labor \$ 329,228.78

\*Amount Capitalized is based on actual time/labor spent working on projects.

Q9. For each item of benefits listed in Item 8.a. above where an employee is required to pay part of the cost, provide a detailed explanation as to how the employee contribution rate was determined.

A9. District employees share in the cost of health insurance coverage. All regular and temporary full-time employees of the District and their dependents are eligible for health care and dental benefits. Such employees are expected to pay twenty percent (20%) of the difference in cost for a single plan and the applicable three-level coverage the employee has chosen. All employees electing single plan coverage are expected to pay 5% of the cost effective January 1, 2019.

Employees pay 100% of their vision insurance.

The District's dental plan is a self-funded plan, therefore there are no premiums. Effective January 1, 2019, all District employees electing dental coverage will be expected to pay a fixed 5% based on Fully Insured Equivalent rates.

Life and AD&D insurance of one-time annual salary is paid by the District. Short and Long term disability is paid by the District. Voluntary life insurance is paid by the employee.

The District is a participant in CERS. The KRS sets the contribution rate for employees. Employees hired on or before 8/31/2008 contribute 5% of gross wages. Employees hired on or after 9/1/2008 contribute 5% of gross wages, plus 1% of gross wages for health coverage in retirement.

Q10. Provide a listing of all health care plan categories, dental plan categories, and vision plan categories available to employees (i.e., single, married no dependents, single parent with dependents, family, etc.). Include the associated employee contribution rates and employer contribution rates of the total premium cost for each category and each plan's deductible(s) amounts.

A10.

Health Care Plan Categories	Employee Contribution Rates	Employer Contribution Rates	In-Network Deductible Amount	Out-of-Network Deductible Amount
		100% (will change to 95% 1/1/19)		
Single	0% (will change to 5% 1/1/19)		\$0.00	\$300.00
Employee + Spouse	9.90%	90.10%	\$0.00	\$600.00
Employee + Dependent	8.89%	91.11%	\$0.00	\$600.00
Family	13.75%	86.25%	\$0.00	\$600.00

Dental Plan Categories	Employee Contribution Rates	Employer Contribution Rates	In-Network Deductible Amount	Out-of-Network Deductible Amount
Single	0.00%	100.00%	\$25 + applicable co-insurance	\$25 + applicable co-insurance
Employee + Spouse	0.00%	100.00%	\$25 + applicable co-insurance	\$25 + applicable co-insurance
Employee + Dependent	0.00%	100.00%	\$25 + applicable co-insurance	\$25 + applicable co-insurance
Family	0.00%	100.00%	\$25 + applicable co-insurance	\$25 + applicable co-insurance

Note: Since the District is self-funded, there are no premiums. Effective 1/1/19, all dental plan categories are expected to be changed to include an employee contribution rate of 5% of the Fully Insured Equivalent rate.

Vision Plan Categories	Employee Contribution Rates	Employer Contribution Rates	In-Network Deductible Amount	Out-of-Network Deductible Amount
Single	100.00%	0.00%	\$0 + varied co-pays	\$0 + varied co-pays
Employee + Spouse	100.00%	0.00%	\$0 + varied co-pays	\$0 + varied co-pays
Employee + Dependent	100.00%	0.00%	\$0 + varied co-pays	\$0 + varied co-pays
Family	100.00%	0.00%	\$0 + varied co-pays	\$0 + varied co-pays

Q11. Provide a listing of all life insurance plan categories available to employees. Include the associated employee contribution rates and employer contribution rates of the total premium cost for each plan category.

A11. The District provides one group life insurance plan that includes accidental death and dismemberment (AD&D). This plan offers three class types.

- Class 1 is Group Life for Executives and provides one times Basic Annual Earnings, rounded to the next higher \$1,000; subject to a maximum of \$250,000. The AD&D provides one times Basic Annual Earnings, rounded to the next higher \$1,000; subject to a maximum of \$250,000.
- Class 2 is Group Life for all other Full-Time Employees excluding Board of Commissioners and provides one times Basic Annual Earnings, rounded to the next higher \$1,000; subject to a maximum of \$100,000. The AD&D provides one times Basic Annual Earnings, rounded to the next higher \$1,000; subject to a maximum of \$100,000.
- Class 3 is Group Life for Board of Commissioners and provides a \$50,000 benefit. The AD&D provides a \$50,000 benefit. The cost of this policy is reimbursed by the Board of Commissioners.

The employer contribution rate is 100% for the group term life insurance and accidental death and dismemberment plan.

The District offers a Voluntary Life and Accidental Death & Dismemberment Insurance plan that is paid 100% by the employee. An employee may elect Employee, Spouse, and Dependent Child Benefit.

Q12a. Identify any employees listed in the response to Item 8.a. who are no longer Northern Kentucky District employees.

A12a. See file NKWD\_PSCDR1\_12ab\_VacatedPositions\_101218 column A.

Q12b. For each employee identified in the response to Item 12.a.:

- (1) If the position has been filled, identify the employee currently in the position, provide the date on which the employee(s) were hired, the actual annualized salary, and the actual benefit information. Identify the salary and employee benefit costs that are included in Northern Kentucky District's pro forma operating expenses.
- (2) If the position is still vacant, state the reason(s) why the position is vacant and whether Northern Kentucky District intends to fill it.
- (3) State the current status of Northern Kentucky District's efforts to fill the position and the anticipated hire date.

A12b.(1) See file NKWD\_PSCDR1\_12ab\_VacatedPositions\_101218

A12b.(2) Vacated positions are listed in file NKWD\_PSCDR1\_12ab\_VacatedPositions\_101218. Positions that were still vacant as of June 30, 2018 are identified as "Vacant XX" in the "Employee Currently in the Position – No." column. Any position that was vacated and also lists a position title along with a "(term'd EE No. XXXXX)" in the "Employee Currently in the Position – Title" column means that the position was vacated twice. In response to Q12a., Northern Kentucky District identified any employees listed in the response to Item 8.a. who are no longer Northern Kentucky District employees by including those employees on this report. Employee #30620, 20775, 21075, 20500, 20350, 30550, 30670, 40410, 10150, 60502, 60474, 60375, 21390, 20650, 60543 were filled with Part Time employees and all part time positions were vacated in 2014. Those positions were not filled, and Northern Kentucky District does not intend to fill those positions. Please see response to Q12b.(3) below for the reason why the vacated positions are still vacant.

A12b.(3) The current status of Northern Kentucky District's efforts to fill the position and the anticipated hire date are:

- a. Employee #31050 vacated the Distribution Supervisor role. Position was under review at June 30, 2018. Position posted and filled.
- b. Employee #41305 vacated the Account Services Lead position. There has been consistent turnover in the Account Service Department which has influenced this position to remain under review. Northern Kentucky Water District intends to fill this position. Anticipated hire date in 2019.



- c. Employee #30610 vacated an Inspector position. This position was filled by Employee #60486; however, that employee took an internal promotion leaving this position vacant.
- d. Employee #60519 vacated the Buildings & Grounds Lead position. This position has been under review and is a posted position. Anticipated hire date is November 2018.
- e. Employee #31175 vacated the Lead Mechanic position. This position was under review on June 30, 2018; however, has since been filled by Employee #60461 as a Buildings, Grounds & Fleet Supervisor.
- f. Employee #60489 vacated the Plant Foreman position. This position was under review on June 30, 2018; however, has since been filled as a Distribution Fieldman.
- g. Employee #60580 vacated the Plant Operator position. This position has been posted. Anticipated hire date of December 2018.
- h. Employee #60518 vacated the Instrumentation Technician position. This position posted on 2/5/2018. Anticipated hire date is in 2019.
- i. Employee #30350 vacated as Inspector. This position was under review on June 30, 2018; however, has since been filled with Employee #41320.
- j. Employee #40975 vacated the Account Service Representative position. A temporary employee has been filling this role. The temporary employee will become a full-time employee in October 2018.
- k. Employee #60587 vacated the Plant Operator position. This is a posted position. Anticipated hire date is December 2018.
- l. Employee #40330 vacated the Administrative Assistant position. This position was under review on June 30, 2018; however, has since been filled with Employee #60593.
- m. Employee #60582 vacated the Plant Operator position. This is a posted position. Anticipated hire date is December 2018.
- n. Employee #60588 vacated the Distribution Fieldman position. This position was filled with Employee #60607 who also vacated the position. The position was again posted. Anticipated hire date is October 2018.
- o. Employee #60552 vacated the Distribution Fieldman position. This position was under review on June 30, 2018; however, has since been filled with Employee #60606.

Q12c. State whether the cost of the position is included in the pro forma salaries and wage expense. If the cost is included, state separately the position costs that are included in the test-period operating expenses (e.g., payroll expenses, payroll capitalized, retirement, payroll taxes, insurance benefits) and the accounts to which each amount was charged.

A12c. See file NKWD\_PSCDR1\_12ab\_VacatedPositions\_101218. All proforma wages were coded to 601-3100-001 wage expense. Proforma capitalized labor was estimated in the aggregate and not on the employee level. See response to Q8b. Proforma capitalized labor was coded to 184-4005-000. Proforma health insurance expense was coded to 604-3400-001. Proforma pension expense was coded to 604-4300-001. Proforma payroll taxes were coded to 699-3000-001.



Employee Number	Job Title	Termination Date	Employee Currently in the Position - No.	Employee Currently in the Position - Title	Date on which the Employee(s) were Hired	Annualized Salary	Actual Benefit Info - Health	Actual Benefit Info - Dental	Actual Benefit Info - Vision	Actual Benefit Info - Life	Salary Costs Included in Proforma	Health Insurance Included in Proforma	Dental Benefits Included in Proforma	Life Insurance Included in Proforma	AD&D Included in Proforma	Retirement Included in Proforma	Total EE Benefit Costs Included in Proforma	Payroll Taxes Included in Proforma
30475	Equipment Serviceman	8/31/2017	60530	Equipment Serviceman	9/18/2017	45,937.06	EE+Family	EE+Family	EE+Family	EE-Only	48,154.52	29,702.40	1,385.33	115.92	268.56	10,343.59	41,815.80	3,683.82
60482	Distribution Fieldman	9/1/2017	60585	Distribution Fieldman	10/2/2017	42,318.12	EE-Only	EE-Only	EE-Only	EE-Only	43,566.62	10,761.92	468.77	99.36	231.48	9,358.11	20,919.64	3,332.85
31175	Lead Mechanic	9/30/2017	Vacant3	Buildings, Grounds, & Fleet Supervisor	#N/A	53,864.00	EE+Family	EE-Only	NONE	EE-Only	55,285.60	29,702.40	468.77	154.56	362.88	11,871.05	42,559.66	4,227.82
41160	Inspector I	10/31/2017	60453	Inspector	2/12/2018	60,788.85	EE+Family	EE+Family	NONE	EE-Only	63,175.60	29,702.40	1,385.33	151.80	358.80	13,570.12	45,168.45	4,832.93
60489	Plant Foreman	11/15/2017	Vacant6	Distribution Fieldman	#N/A	39,455.41	EE-Only	EE-Only	NONE	EE-Only	40,631.91	10,761.92	468.77	96.60	226.80	8,727.73	20,281.82	3,108.34
30325	Maintenance Supervisor	11/30/2017	60466	Maintenance Supervisor	1/28/2018	72,862.77	EE+Family	EE+Family	NONE	EE-Only	76,446.99	29,702.40	1,385.33	201.48	473.64	16,420.81	48,183.66	5,848.19
60580	Plant Operator U (3rd)	12/15/2017	Vacant12	Plant Operator	#N/A	42,624.47	EE-Only	EE-Only	NONE	EE-Only	43,906.58	10,761.92	468.77	113.16	265.68	9,431.13	21,040.66	3,358.85
60525	Meter Shop Fieldman	12/27/2017	60596	Meter Shop Fieldman	3/5/2018	34,715.20	EE+Family	EE+Family	EE-Only	EE-Only	35,755.20	29,702.40	1,385.33	99.36	233.16	7,680.22	39,100.46	2,735.27
30630	Distribution Fieldman	12/29/2017	60592	Distribution Fieldman	2/19/2018	38,449.92	EE1+CHRN	EE1+CHRN	EE1+CHRN	EE-Only	39,575.15	17,649.84	952.81	99.36	228.84	8,500.74	27,431.59	3,027.50
60518	Instrumentation Tech	12/29/2017	Vacant17	Position Posted as Instrumentation Tech	#N/A	44,742.63	EE-Only	EE-Only	NONE	#N/A	46,084.90	10,761.92	468.77	113.16	265.68	9,899.04	21,508.57	3,525.50
30350	Inspector I	12/29/2017	Vacant1	Inspector	#N/A	45,375.27	EE-Only	EE-Only	NONE	#N/A	46,739.75	10,761.92	468.77	121.44	285.12	10,039.70	21,676.95	3,575.59
60576	Customer Service Field Representative	1/9/2018	60590	Customer Service Field Representative	2/19/2018	36,237.66	EE-Only	EE-Only	EE-Only	EE-Only	37,302.60	10,761.92	468.77	99.36	233.16	8,012.60	19,575.81	2,853.65
40875	Account Services Representative	3/1/2018	Vacant21	Filled with Temp Account Service Representative	#N/A	29,328.00	EE-Only	EE-Only	NONE	#N/A	30,201.60	10,761.92	468.77	85.56	200.88	6,487.30	18,004.43	2,310.42
60547	Customer Service Supervisor	3/14/2018	60486	Customer Service Supervisor	6/3/2018	54,873.18	EE+SP	EE+SP	EE+SP	EE-Only	56,490.08	19,199.44	887.15	154.56	362.88	-	20,604.03	4,321.49
60579	Distribution Fieldman	3/16/2018	60568	Distribution Fieldman	6/1/2018	37,246.90	EE-Only	EE-Only	NONE	EE-Only	38,360.03	10,761.92	468.77	99.36	233.28	8,239.73	19,803.06	2,934.54
60587	Plant Operator U (2nd)	4/6/2018	Vacant13	Position Posted as Plant Operator	#N/A	38,794.44	EE-Only	EE-Only	NONE	#N/A	39,961.51	10,761.92	468.77	107.64	252.72	8,583.73	20,174.78	3,057.06
60516	Distribution Fieldman	5/11/2018	60599	Distribution Fieldman	6/18/2018	34,266.96	EE-Only	EE-Only	NONE	EE-Only	35,292.04	10,761.92	468.77	99.36	228.84	7,580.73	19,139.62	2,699.84
60520	Plant Operator	5/17/2018	60598	Plant Operator	6/4/2018	37,362.93	EE-Only	EE-Only	NONE	EE-Only	38,486.94	10,761.92	468.77	107.64	250.08	8,266.99	19,855.40	2,944.25
40330	Engineering/Distribution Clerk	5/31/2018	Vacant19	Administration Assistant	#N/A	38,462.81	EE-Only	EE-Only	NONE	EE-Only	39,619.91	10,761.92	468.77	107.64	252.72	8,510.36	20,101.40	3,030.92
60582	Plant Operator	6/2/2018	Vacant11	Plant Operator	#N/A	42,410.10	EE-Only	EE-Only	NONE	EE-Only	43,685.76	10,761.92	468.77	113.16	265.68	9,383.70	20,993.23	3,341.96
60588	Distribution Fieldman	6/21/2018	Vacant4	Distribution Fieldman	#N/A	39,455.41	EE-Only	EE-Only	NONE	EE-Only	40,631.91	10,761.92	468.77	96.60	226.80	8,727.73	20,281.82	3,108.34
60552	Distribution Fieldman	6/22/2018	Vacant5	Distribution Fieldman	#N/A	39,455.41	EE-Only	EE-Only	NONE	EE-Only	40,631.91	10,761.92	468.77	96.60	226.80	8,727.73	20,281.82	3,108.34

Q13a. Provide the employer retirement contribution rate(s) that were effective during calendar years 2015, 2016, and 2017, including the date each rate became effective.

A13a. The employer retirement contribution rates that were effective during calendar years 2015, 2016, and 2017 were as follows:

January 1 – June 30, 2015	17.67%
July 1 – December 31, 2015	17.06%
January 1 – June 30, 2016	17.06%
July 1 – December 31, 2016	18.68%
January 1 – June 30, 2017	18.68%
July 1 – December 31, 2017	19.18%

The date each rate became effective was as follows:

July 1, 2014	17.67%
July 1, 2015	17.06%
July 1, 2016	18.68%
July 1, 2017	19.18%

Q13b. State whether the Kentucky Retirement System has notified Northern Kentucky District of the employer retirement contribution rate that will be charged in the fiscal year beginning July 1, 2018.


- (1) If Northern Kentucky District has been notified, provide a copy of the notice from the Kentucky Retirement System and the date the rate will become effective.
- (2) If Northern Kentucky District has not been notified, provide a copy of the notice from the Kentucky Retirement System when it is received.

A13b. Northern Kentucky District has been notified of the employer retirement contribution rate that will be charged in the fiscal year beginning July 1, 2018.

A13b.(1) See attached notice from the Kentucky Retirement System. Note that the attached memorandum received from Kentucky Retirement Systems dated December 11, 2017 includes a CERS Nonhazardous employer contribution rate of 28.05%. House Bill 362 passed during the 2018 legislative session which caps CERS employer contribution rate increases up to 12% per year over the prior fiscal year for the period of July 1, 2018 to June 30, 2028. The actual CERS nonhazardous employer contribution rate in effect as of July 1, 2018 is 21.48%. No additional memorandum was received from Kentucky Retirement Systems with an update to the employer contribution amount subsequent

to the passing of House Bill 362. See attached website posting which states the 21.48% contribution rate effective July 1, 2018.

A13b.(2) N/A



## KENTUCKY RETIREMENT SYSTEMS

David L. Eager, Interim Executive Director

Perimeter Park West • 1260 Louisville Road • Frankfort, Kentucky 40601  
kyret.ky.gov • Phone: 502-696-8800 • Fax: 502-696-8822



### MEMORANDUM

**TO:** Agencies Participating in the County Employees Retirement System (CERS)

**FROM:** David L. Eager  
Interim Executive Director

**DATE:** December 11, 2017

**SUBJECT:** Employer Contribution Rates for Fiscal Year 2018-19

The Kentucky Retirement Systems Board of Trustees establishes the CERS employer contribution rates pursuant to KRS 61.565 and 61.702. The most recent actuarial valuations were performed by the Kentucky Retirement Systems' actuary, GRS Retirement Consulting, for the fiscal year ended June 30, 2017. The CERS employer contribution rates were approved by the Kentucky Retirement Systems Board of Trustees and will be in effect on July 1, 2018. The combined rate (pension and insurance), is listed below.

<b>Fiscal Year 2018-2019:</b>	CERS Nonhazardous	28.05%
	CERS Hazardous	47.86%

Please distribute copies of this memorandum to the individuals responsible for your budget.



Kentucky

Retirement  
Systems (/) Login (/Pages/Login.aspx)

Menu

# Contribution Rates

**Contribution Rates**



Each employer is required to contribute at the rate determined by the Board of Trustees to be necessary for the actuarial soundness of KRS as required by law. Employer contributions are paid on creditable compensation earned by each employee eligible for membership in KRS.

## Employee Contributions

All employees meeting the requirements for membership are required to contribute a percentage of their gross wages, referred to as creditable compensation, to KRS.



When mandatory employee contributions are deducted from an employee's check, the contributions are exempt from Federal and State Income Tax withholding. Mandatory employee contributions have been exempt from Federal and State Income Tax withholdings since August 1, 1982. These contributions are tax deferred, which means the contributions are withheld from employees' gross pay before Federal and State Income Tax.

From January 1, 1987 through December 31, 2016, Federal Social Security withholdings were also exempt. This changed January 1, 2017 under a Memorandum of Agreement between the Commonwealth of Kentucky and the Internal Revenue Service

(/Employers/Contribution%20Rate%20Memos/2017WithholdingChanges%20with%20Memoradum.pdf). As of January 1, 2017, employee contributions are deducted after Federal Social Security is withheld.

## Employer Contributions

### KERS & SPRS Employer Contribution Rates

<b>System</b>	<b>Fiscal Year 2017-2018</b>	<b>Fiscal Year 2018-2019</b>
	Effective July 1, 2017	Effective July 1, 2018
KERS Nonhazardous <i>*Reduced Rate</i>	49.47%	49.47%
KERS Nonhazardous <i>Budgeted Rate</i>	49.47%	83.43%
KERS Hazardous	23.70%	36.85%
SPRS	91.24%	146.28%

\*House Bill 265 (<http://www.lrc.ky.gov/record/18RS/HB265.htm>) passed during the 2018 legislative session reduced the employer contribution rate for Regional Mental Health/Mental Retardation Boards, Local and District Health Departments, State Universities, Community Colleges and any other agency eligible to voluntarily cease participating in the KERS. Click here

(/Employers/Linked%20Documents/KERS%20NH%20Agencies\_Reduced%20Employer%20Rate.pdf) to view a list of agencies authorized to pay the reduced KERS Nonhazardous employer contribution rate for fiscal year 2019 (same as fiscal year 2018). Agencies not listed will pay the KERS Nonhazardous budgeted employer contribution rate.

### CERS Employer Contribution Rates

<b>System</b>	<b>Fiscal Year 2017-2018</b>	<b>Fiscal Year 2018-2019</b>
	Effective July 1, 2017	Effective July 1, 2018

<b>System</b>	<b>Fiscal Year 2017-2018</b>	<b>Fiscal Year 2018-2019</b>
CERS Nonhazardous	19.18%	21.48%*
CERS Hazardous	31.55%	35.34%*

\*House Bill 362 (<http://www.lrc.ky.gov/record/18RS/HB362.htm>) passed during the 2018 legislative session caps CERS employer contribution rate increases up to 12% per year over the prior fiscal year for the period of July 1, 2018 to June 30, 2028.

## Historical Contribution Information

### Download

KRS Board Recommended KERS and SPRS Employer Contribution Rates for Fiscal Years 2019 and 2020 superseded in the 2018 Legislative session by House Bill 265 (<https://kyret.ky.gov/Employers/Historical Contribution Rates/Recommended KERS SPRS contribution rates FY19-20.pdf>)

KRS Board Recommended CERS Employer Contribution Rates for Fiscal Year 2019 superseded in the Legislative session by House Bill 362 (<https://kyret.ky.gov/Employers/Historical Contribution Rates/CERS Contribution Rates FY18-19.pdf>)

KERS Nonhazardous Contribution Rates (<https://kyret.ky.gov/Employers/Historical Contribution Rates/KERS Nonhazardous Contribution Rates.pdf>)


KERS Hazardous Contribution Rates (<https://kyret.ky.gov/Employers/Historical Contribution Rates/KERS Hazardous Contribution Rates.pdf>)



SPRS Contribution Rates (<https://kyret.ky.gov/Employers/Historical Contribution Rates/SPRS Contribution Rates.pdf>)

CERS Nonhazardous Contribution Rates (<https://kyret.ky.gov/Employers/Historical Contribution Rates/CERS Nonhazardous Contribution Rates.pdf>)

CERS Hazardous Contribution Rates (<https://kyret.ky.gov/Employers/Historical Contribution Rates/CERS Hazardous Contribution Rates.pdf>)

## Connect With Us

-  (<https://facebook.com/kyretirement>)

-  (<https://twitter.com/KYretire>)
-  (<https://www.youtube.com/channel/UCnKU-T5TFUQ7Wo71PjehwGw>)

Contact (<https://kyret.ky.gov/Contact>) Site Map (<https://kyret.ky.gov/Pages/sitemap.aspx>)

Policies (<http://kentucky.gov/policies/Pages/default.aspx>)

Security (<http://kentucky.gov/policies/Pages/security.aspx>)

Disclaimer (<http://kentucky.gov/policies/Pages/disclaimer.aspx>)

Accessibility (<http://kentucky.gov/policies/Pages/accessibility.aspx>)



© 2017 Commonwealth of Kentucky. All rights reserved.

Kentucky.gov (<http://www.kentucky.gov>)

Q14. Concerning employee fringe benefits:

Q14a. Provide a detailed list of all fringe benefits available to Northern Kentucky District's employees and the cost of each benefit in the test period. Indicate any fringe benefits that are limited to management employees.

A14a. All management and full-time employees receive the following fringe benefits:

	Pro Forma Test Period
Health Insurance	\$3,079,785.28
Dental Insurance	\$ 143,545.84
Life Insurance	\$ 23,495.64
AD&D Insurance	\$ 55,312.80
Defined Benefit Retirement	\$1,989,139.77

The President receives a car allowance of \$1,100 per month, which is included in taxable compensation.

Q14b. Provide comparative cost information for the 12 months preceding the test period and the test period. Explain any changes in fringe benefits occurring over this 24-month period.

A14b.

	Pro Forma Test Period	2017
Health Insurance	\$3,079,785.28	\$2,796,066.30
Dental Insurance	\$ 143,545.84	\$ 154,469.29
Life Insurance	\$ 23,495.64	\$ 19,966.76
AD&D Insurance	\$ 55,312.80	\$ 46,727.73
Defined Benefit Retirement	\$1,989,139.77	\$1,463,685.64

Changes in fringe benefits are due to change in premium rates charged to Northern Kentucky District and change in employee contribution rates.

Q15. Provide the most recent vendor invoice for the following employee insurance coverages:

- a. Health Insurance;
- b. Dental Insurance; and
- c. Life Insurance.

The invoices should list employees individually by name, and state the employee number in the response to Item 8.a.(1). that the employee name corresponds to. If the listing identifies employees by a code number, provide the name for each number.

A15. See attached the most recent health insurance, dental insurance, and life insurance invoices. The names have been redacted for the public version of this application. A confidential version including employee names will be submitted separately with a petition for confidentiality.

UnitedHealthcare Insurance Company  
22561 Network Place  
606731225C0001  
Chicago IL 60673-1225

NKWD\_PSCDR1\_15\_10-12-18  
Rate Case 2018-00291  
Response to Q15  
Witness: Rehtin



Page: 1 of 13

2206473P5N0069801

Northern Kentucky Water District  
██████████  
2835 Crescent Springs Rd  
Erlanger KY 41018

Invoice No: C0045519022  
Invoice Date: Aug 08, 2018  
Customer No: ██████████  
Bill Group: 1



### Consolidated Invoice Summary

Invoice Number	Charge Period	Invoice Type	Amount Due
0045519307	09/01-09/30/2018	Regular	\$260,346.04
0045519313	04/01-08/31/2018	Adjustment	\$179.34
	<b>TOTAL</b>		<b>\$260,525.38</b>

Rate and Amount includes premium expenses and any applicable non-premium expenses. Non-premium expenses are for services payable by you to a third party (e.g., services fees, consulting fees, counselor fees, etc.). Non-premium expenses will only be applicable in some markets for larger clients who have entered into a separate agreement with a vendor and have instructed us to include such expenses on this invoice.

↓ Please Detach and Return the Portion Below with Remittance ↓

UnitedHealthcare Insurance Company  
 22561 Network Place  
 606731225C0001  
 Chicago IL 60673-1225



2206473P5N0069802

Northern Kentucky Water District  
 [REDACTED]  
 2835 Crescent Springs Rd  
 Erlanger KY 41018

Invoice No: 0045519307  
 Invoice Date: Aug 08, 2018  
 Customer No: [REDACTED]  
 Bill Group: 1  
 Coverage Pd: 09/01-09/30/2018  
 Due Date: Sep 01, 2018

**Invoice Summary**

Description	Employee Count	Total Volume (000's)	Rate	Net Amount
KY Choice + 362 MOD All EE's			\$0.00	\$0.00
KY 2016 CH+ PS1 Plan 362 Mod			\$0.00	\$0.00
EE + Family	5		\$2,869.79	\$14,348.95
EE + Spouse	1		\$1,775.73	\$1,775.73
EE +1 or more Children	4		\$1,614.30	\$6,457.20
Employee Only	6		\$896.82	\$5,380.92
Subtotal - KY Choice + 362 MOD All EE's	16		\$0.00	\$27,962.80
KY Choice + DSC MOD All EE's			\$0.00	\$0.00
633-KY 2016 CH+ HMA Plan DSC Mod			\$0.00	\$0.00
EE + Family	48		\$2,869.79	\$137,749.92
EE + Spouse	14		\$1,775.73	\$24,860.22
EE +1 or more Children	21		\$1,614.30	\$33,900.30
Employee Only	40		\$896.82	\$35,872.80
Subtotal - KY Choice + DSC MOD All EE's	123		\$0.00	\$232,383.24
<b>TOTAL</b>	<b>139</b>		<b>\$0.00</b>	<b>\$260,346.04</b>

2206473P5N0069802

Northern Kentucky Water District  
 [REDACTED]  
 2835 Crescent Springs Rd  
 Erlanger KY 41018

Invoice No: 0045519307  
 Invoice Date: Aug 08, 2018  
 Customer No: [REDACTED]  
 Bill Group: 1  
 Coverage Pd: 09/01-09/30/2018  
 Due Date: Sep 01, 2018

Invoice Detail

Name	Plan	ID	Coverage	Volume(000's)	Charge Amount
[REDACTED]	KY 2016 CH+ HMA Plan	DSC Mod	EE+FAMILY	30060	\$2,869.79
[REDACTED]	KY 2016 CH+ HMA Plan	DSC Mod	EE-ONLY	60597	\$896.82
[REDACTED]	KY 2016 CH+ HMA Plan	DSC Mod	EE-ONLY	40150	\$896.82
[REDACTED]	KY 2016 CH+ PS1 Plan	362 Mod	EE1+CHRN	20075	\$1,614.30
[REDACTED]	KY 2016 CH+ HMA Plan	DSC Mod	EE-ONLY	60572	\$896.82
[REDACTED]	KY 2016 CH+ HMA Plan	DSC Mod	EE+FAMILY	60594	\$2,869.79
[REDACTED]	KY 2016 CH+ HMA Plan	DSC Mod	EE+FAMILY	60523	\$2,869.79
[REDACTED]	KY 2016 CH+ PS1 Plan	362 Mod	EE-ONLY	60573	\$896.82
[REDACTED]	KY 2016 CH+ HMA Plan	DSC Mod	EE1+CHRN	60540	\$1,614.30
[REDACTED]	KY 2016 CH+ HMA Plan	DSC Mod	EE+FAMILY	60496	\$2,869.79
[REDACTED]	KY 2016 CH+ HMA Plan	DSC Mod	EE+FAMILY	40250	\$2,869.79
[REDACTED]	KY 2016 CH+ HMA Plan	DSC Mod	EE+FAMILY	60508	\$2,869.79
[REDACTED]	KY 2016 CH+ HMA Plan	DSC Mod	EE-ONLY	60564	\$896.82
[REDACTED]	KY 2016 CH+ HMA Plan	DSC Mod	EE1+CHRN	60532	\$1,614.30
[REDACTED]	KY 2016 CH+ HMA Plan	DSC Mod	EE+FAMILY	30100	\$2,869.79
[REDACTED]	KY 2016 CH+ HMA Plan	DSC Mod	EE+SP	40260	\$1,775.73
[REDACTED]	KY 2016 CH+ PS1 Plan	362 Mod	EE+FAMILY	60553	\$2,869.79
[REDACTED]	KY 2016 CH+ HMA Plan	DSC Mod	EE-ONLY	60545	\$896.82



2206473P5N0069803

Northern Kentucky Water District  
 2835 Crescent Springs Rd  
 Erlanger KY 41018

Invoice No: 0045519307  
 Invoice Date: Aug 08, 2018  
 Customer No: [REDACTED]  
 Bill Group: 1  
 Coverage Pd: 09/01-09/30/2018  
 Due Date: Sep 01, 2018



Invoice Detail

Name	Plan	ID	Coverage	Volume(000's)	Charge Amount
[REDACTED]	KY 2016 CH+ HMA P1an	[REDACTED] DSC Mod	EE-ONLY	30225	\$896.82
[REDACTED]	KY 2016 CH+ HMA P1an	[REDACTED] DSC Mod	EE+FAMILY	20378	\$2,869.79
[REDACTED]	KY 2016 CH+ HMA P1an	[REDACTED] DSC Mod	EE-ONLY	10131	\$896.82
[REDACTED]	KY 2016 CH+ HMA P1an	[REDACTED] DSC Mod	EE1+CHRN	40350	\$1,614.30
[REDACTED]	KY 2016 CH+ HMA P1an	[REDACTED] DSC Mod	EE-ONLY	60566	\$896.82
[REDACTED]	KY 2016 CH+ HMA P1an	[REDACTED] DSC Mod	EE-ONLY	60528	\$896.82
[REDACTED]	KY 2016 CH+ HMA P1an	[REDACTED] DSC Mod	EE+FAMILY	60494	\$2,869.79
[REDACTED]	KY 2016 CH+ HMA P1an	[REDACTED] DSC Mod	EE+FAMILY	40400	\$2,869.79
[REDACTED]	KY 2016 CH+ PS1 P1an	[REDACTED] 362 Mod	EE1+CHRN	40405	\$1,614.30
[REDACTED]	KY 2016 CH+ HMA P1an	[REDACTED] DSC Mod	EE-ONLY	60487	\$896.82
[REDACTED]	KY 2016 CH+ HMA P1an	[REDACTED] DSC Mod	EE+SP	20450	\$1,775.73
[REDACTED]	KY 2016 CH+ HMA P1an	[REDACTED] DSC Mod	EE-ONLY	60585	\$896.82
[REDACTED]	KY 2016 CH+ HMA P1an	[REDACTED] DSC Mod	EE1+CHRN	60549	\$1,614.30
[REDACTED]	KY 2016 CH+ HMA P1an	[REDACTED] DSC Mod	EE-ONLY	60548	\$896.82
[REDACTED]	KY 2016 CH+ HMA P1an	[REDACTED] DSC Mod	EE-ONLY	60578	\$896.82
[REDACTED]	KY 2016 CH+ HMA P1an	[REDACTED] DSC Mod	EE-ONLY	60465	\$896.82
[REDACTED]	KY 2016 CH+ HMA P1an	[REDACTED] DSC Mod	EE+FAMILY	40640	\$2,869.79
[REDACTED]	KY 2016 CH+ HMA P1an	[REDACTED] DSC Mod	EE1+CHRN	60569	\$1,614.30

99

2206473P5N0069803

Northern Kentucky Water District  
 2835 Crescent Springs Rd  
 Erlanger KY 41018

Invoice No: 0045519307  
 Invoice Date: Aug 08, 2018  
 Customer No: [REDACTED]  
 Bill Group: 1  
 Coverage Pd: 09/01-09/30/2018  
 Due Date: Sep 01, 2018

Invoice Detail

Name	Plan	ID	Coverage	Volume(000's)	Charge Amount
[REDACTED]	KY 2016 CH+ HMA P1an DSC Mod	[REDACTED]	EE-ONLY	60583	\$896.82
[REDACTED]	KY 2016 CH+ HMA P1an DSC Mod	[REDACTED]	EE+FAMILY	60529	\$2,869.79
[REDACTED]	KY 2016 CH+ HMA P1an DSC Mod	[REDACTED]	EE-ONLY	60484	\$896.82
[REDACTED]	KY 2016 CH+ HMA P1an DSC Mod	[REDACTED]	EE+FAMILY	60466	\$2,869.79
[REDACTED]	KY 2016 CH+ HMA P1an DSC Mod	[REDACTED]	EE-ONLY	60534	\$896.82
[REDACTED]	KY 2016 CH+ HMA P1an DSC Mod	[REDACTED]	EE+FAMILY	60512	\$2,869.79
[REDACTED]	KY 2016 CH+ HMA P1an DSC Mod	[REDACTED]	EE1+CHRN	30425	\$1,614.30
[REDACTED]	KY 2016 CH+ HMA P1an DSC Mod	[REDACTED]	EE+FAMILY	40425	\$2,869.79
[REDACTED]	KY 2016 CH+ HMA P1an DSC Mod	[REDACTED]	EE1+CHRN	40450	\$1,614.30
[REDACTED]	KY 2016 CH+ HMA P1an DSC Mod	[REDACTED]	EE-ONLY	40460	\$896.82
[REDACTED]	KY 2016 CH+ HMA P1an DSC Mod	[REDACTED]	EE-ONLY	60568	\$896.82
[REDACTED]	KY 2016 CH+ HMA P1an DSC Mod	[REDACTED]	EE+FAMILY	20670	\$2,869.79
[REDACTED]	KY 2016 CH+ HMA P1an DSC Mod	[REDACTED]	EE+FAMILY	60510	\$2,869.79
[REDACTED]	KY 2016 CH+ HMA P1an DSC Mod	[REDACTED]	EE+SP	40515	\$1,775.73
[REDACTED]	KY 2016 CH+ HMA P1an DSC Mod	[REDACTED]	EE+FAMILY	60479	\$2,869.79
[REDACTED]	KY 2016 CH+ HMA P1an DSC Mod	[REDACTED]	EE-ONLY	10132	\$896.82
[REDACTED]	KY 2016 CH+ HMA P1an DSC Mod	[REDACTED]	EE-ONLY	60489	\$896.82
[REDACTED]	KY 2016 CH+ PS1 P1an 362 Mod	[REDACTED]	EE+FAMILY	40520	\$2,869.79

EE#

2206473P5N0069804

Northern Kentucky Water District  
 [REDACTED]  
 2835 Crescent Springs Rd  
 Erlanger KY 41018

Invoice No: 0045519307  
 Invoice Date: Aug 08, 2018  
 Customer No: [REDACTED]  
 Bill Group: 1  
 Coverage Pd: 09/01-09/30/2018  
 Due Date: Sep 01, 2018



Invoice Detail

Name	Plan	ID	Coverage	Volume(000's)	Charge Amount
[REDACTED]	KY 2016 CH+ HMA Plan DSC Mod	[REDACTED]	EE+FAMILY	20678	\$2,869.79
[REDACTED]	KY 2016 CH+ HMA Plan DSC Mod	[REDACTED]	EE-ONLY	60533	\$896.82
[REDACTED]	KY 2016 CH+ HMA Plan DSC Mod	[REDACTED]	EE+FAMILY	60565	\$2,869.79
[REDACTED]	KY 2016 CH+ HMA Plan DSC Mod	[REDACTED]	EE-ONLY	60856	\$896.82
[REDACTED]	KY 2016 CH+ HMA Plan DSC Mod	[REDACTED]	EE-ONLY	60456	\$896.82
[REDACTED]	KY 2016 CH+ HMA Plan DSC Mod	[REDACTED]	EE+FAMILY	60505	\$2,869.79
[REDACTED]	KY 2016 CH+ HMA Plan DSC Mod	[REDACTED]	EE-ONLY	60599	\$896.82
[REDACTED]	KY 2016 CH+ HMA Plan DSC Mod	[REDACTED]	EE1+CHRN	60546	\$1,614.30
[REDACTED]	KY 2016 CH+ PS1 Plan 362 Mod	[REDACTED]	EE1+CHRN	40615	\$1,614.30
[REDACTED]	KY 2016 CH+ HMA Plan DSC Mod	[REDACTED]	EE-ONLY	60521	\$896.82
[REDACTED]	KY 2016 CH+ HMA Plan DSC Mod	[REDACTED]	EE+FAMILY	40825	\$2,869.79
[REDACTED]	KY 2016 CH+ HMA Plan DSC Mod	[REDACTED]	EE1+CHRN	60488	\$1,614.30
[REDACTED]	KY 2016 CH+ HMA Plan DSC Mod	[REDACTED]	EE+FAMILY	40810	\$2,869.79
[REDACTED]	KY 2016 CH+ HMA Plan DSC Mod	[REDACTED]	EE+SP	10130	\$1,775.73
[REDACTED]	KY 2016 CH+ HMA Plan DSC Mod	[REDACTED]	EE1+CHRN	40645	\$1,614.30
[REDACTED]	KY 2016 CH+ HMA Plan DSC Mod	[REDACTED]	EE+FAMILY	60457	\$2,869.79
[REDACTED]	KY 2016 CH+ PS1 Plan 362 Mod	[REDACTED]	EE-ONLY	40655	\$896.82
[REDACTED]	KY 2016 CH+ HMA Plan DSC Mod	[REDACTED]	EE+SP	6595	\$1,775.73

EE#

2206473P5N0069804

Northern Kentucky Water District  
 2835 Crescent Springs Rd  
 Erlanger KY 41018

Invoice No: 0045519307  
 Invoice Date: Aug 08, 2018  
 Customer No: [REDACTED]  
 Bill Group: 1  
 Coverage Pd: 09/01-09/30/2018  
 Due Date: Sep 01, 2018

Invoice Detail

Name	Plan	ID	Coverage	Volume(000's)	Charge Amount
[REDACTED]	KY 2016 CH+ HMA P1an DSC Mod	[REDACTED]	EE-ONLY	60598	\$896.82
[REDACTED]	KY 2016 CH+ HMA P1an DSC Mod	[REDACTED]	EE+SP	30635	\$1,775.73
[REDACTED]	KY 2016 CH+ HMA P1an DSC Mod	[REDACTED]	EE1+CHRN	60471	\$1,614.30
[REDACTED]	KY 2016 CH+ HMA P1an DSC Mod	[REDACTED]	EE+SP	60486	\$1,775.73
[REDACTED]	KY 2016 CH+ HMA P1an DSC Mod	[REDACTED]	EE+FAMILY	30915	\$2,869.79
[REDACTED]	KY 2016 CH+ HMA P1an DSC Mod	[REDACTED]	EE+FAMILY	60459	\$2,869.79
[REDACTED]	KY 2016 CH+ PS1 P1an 362 Mod	[REDACTED]	EE+FAMILY	60559	\$2,869.79
[REDACTED]	KY 2016 CH+ HMA P1an DSC Mod	[REDACTED]	EE-ONLY	40750	\$896.82
[REDACTED]	KY 2016 CH+ HMA P1an DSC Mod	[REDACTED]	EE+FAMILY	20875	\$2,869.79
[REDACTED]	KY 2016 CH+ HMA P1an DSC Mod	[REDACTED]	EE+FAMILY	30825	\$2,869.79
[REDACTED]	KY 2016 CH+ HMA P1an DSC Mod	[REDACTED]	EE+SP	40850	\$1,775.73
[REDACTED]	KY 2016 CH+ HMA P1an DSC Mod	[REDACTED]	EE-ONLY	60537	\$896.82
[REDACTED]	KY 2016 CH+ HMA P1an DSC Mod	[REDACTED]	EE+FAMILY	60560	\$2,869.79
[REDACTED]	KY 2016 CH+ PS1 P1an 362 Mod	[REDACTED]	EE-ONLY	60542	\$896.82
[REDACTED]	KY 2016 CH+ HMA P1an DSC Mod	[REDACTED]	EE-ONLY	40900	\$896.82
[REDACTED]	KY 2016 CH+ PS1 P1an 362 Mod	[REDACTED]	EE1+CHRN	20910	\$1,614.30
[REDACTED]	KY 2016 CH+ HMA P1an DSC Mod	[REDACTED]	EE1+CHRN	30835	\$1,614.30
[REDACTED]	KY 2016 CH+ HMA P1an DSC Mod	[REDACTED]	EE+SP	20925	\$1,775.73

2206473P5N0069805

Northern Kentucky Water District  
 2835 Crescent Springs Rd  
 Erlanger KY 41018

Invoice No: 0045519307  
 Invoice Date: Aug 08, 2018  
 Customer No: [REDACTED]  
 Bill Group: 1  
 Coverage Pd: 09/01-09/30/2018  
 Due Date: Sep 01, 2018



Invoice Detail

Name	Plan	ID	Coverage	Volume(000's)	Charge Amount
[REDACTED]	KY 2016 CH+ HMA Plan DSC Mod	[REDACTED]	EE1+CHRN	20930	\$1,614.30
[REDACTED]	KY 2016 CH+ HMA Plan DSC Mod	[REDACTED]	EE+FAMILY	60517	\$2,869.79
[REDACTED]	KY 2016 CH+ HMA Plan DSC Mod	[REDACTED]	EE+FAMILY	60530	\$2,869.79
[REDACTED]	KY 2016 CH+ HMA Plan DSC Mod	[REDACTED]	EE-ONLY	41125	\$896.82
[REDACTED]	KY 2016 CH+ HMA Plan DSC Mod	[REDACTED]	EE-ONLY	60526	\$896.82
[REDACTED]	KY 2016 CH+ HMA Plan DSC Mod	[REDACTED]	EE1+CHRN	60581	\$1,614.30
[REDACTED]	KY 2016 CH+ HMA Plan DSC Mod	[REDACTED]	EE-ONLY	60584	\$896.82
[REDACTED]	KY 2016 CH+ HMA Plan DSC Mod	[REDACTED]	EE-ONLY	60493	\$896.82
[REDACTED]	KY 2016 CH+ HMA Plan DSC Mod	[REDACTED]	EE+FAMILY	60500	\$2,869.79
[REDACTED]	KY 2016 CH+ HMA Plan DSC Mod	[REDACTED]	EE+FAMILY	41225	\$2,869.79
[REDACTED]	KY 2016 CH+ HMA Plan DSC Mod	[REDACTED]	EE+FAMILY	41250	\$2,869.79
[REDACTED]	KY 2016 CH+ HMA Plan DSC Mod	[REDACTED]	EE+FAMILY	60554	\$2,869.79
[REDACTED]	KY 2016 CH+ HMA Plan DSC Mod	[REDACTED]	EE1+CHRN	60592	\$1,614.30
[REDACTED]	KY 2016 CH+ HMA Plan DSC Mod	[REDACTED]	EE1+CHRN	21200	\$1,614.30
[REDACTED]	KY 2016 CH+ HMA Plan DSC Mod	[REDACTED]	EE-ONLY	60503	\$896.82
[REDACTED]	KY 2016 CH+ HMA Plan DSC Mod	[REDACTED]	EE+FAMILY	60455	\$2,869.79
[REDACTED]	KY 2016 CH+ HMA Plan DSC Mod	[REDACTED]	EE+FAMILY	60453	\$2,869.79
[REDACTED]	KY 2016 CH+ HMA Plan DSC Mod	[REDACTED]	EE1+CHRN	20760	\$1,614.30

EE#

2206473P5N0069805

Northern Kentucky Water District  
 2835 Crescent Springs Rd  
 Erlanger KY 41018

Invoice No: 0045519307  
 Invoice Date: Aug 08, 2018  
 Customer No: [REDACTED]  
 Bill Group: 1  
 Coverage Pd: 09/01-09/30/2018  
 Due Date: Sep 01, 2018

Invoice Detail

Name	Plan	ID	Coverage	Volume(000's)	Charge Amount
[REDACTED]	KY 2016 CH+ HMA P1an	[REDACTED] DSC Mod	EE+FAMILY	60550	\$2,869.79
[REDACTED]	KY 2016 CH+ PS1 P1an	[REDACTED] 362 Mod	EE-ONLY	60601	\$896.82
[REDACTED]	KY 2016 CH+ HMA P1an	[REDACTED] DSC Mod	EE+FAMILY	60461	\$2,869.79
[REDACTED]	KY 2016 CH+ HMA P1an	[REDACTED] DSC Mod	EE1+CHRN	60473	\$1,614.30
[REDACTED]	KY 2016 CH+ HMA P1an	[REDACTED] DSC Mod	EE+SP	60593	\$1,775.73
[REDACTED]	KY 2016 CH+ HMA P1an	[REDACTED] DSC Mod	EE+SP	60567	\$1,775.73
[REDACTED]	KY 2016 CH+ HMA P1an	[REDACTED] DSC Mod	EE+FAMILY	30900	\$2,869.79
[REDACTED]	KY 2016 CH+ HMA P1an	[REDACTED] DSC Mod	EE1+CHRN	60481	\$1,614.30
[REDACTED]	KY 2016 CH+ HMA P1an	[REDACTED] DSC Mod	EE+SP	60478	\$1,775.73
[REDACTED]	KY 2016 CH+ PS1 P1an	[REDACTED] 362 Mod	EE+SP	21375	\$1,775.73
[REDACTED]	KY 2016 CH+ HMA P1an	[REDACTED] DSC Mod	EE+FAMILY	60541	\$2,869.79
[REDACTED]	KY 2016 CH+ HMA P1an	[REDACTED] DSC Mod	EE+SP	21380	\$1,775.73
[REDACTED]	KY 2016 CH+ PS1 P1an	[REDACTED] 362 Mod	EE-ONLY	30975	\$896.82
[REDACTED]	KY 2016 CH+ HMA P1an	[REDACTED] DSC Mod	EE+FAMILY	41320	\$2,869.79
[REDACTED]	KY 2016 CH+ HMA P1an	[REDACTED] DSC Mod	EE1+CHRN	60490	\$1,614.30
[REDACTED]	KY 2016 CH+ HMA P1an	[REDACTED] DSC Mod	EE-ONLY	21415	\$896.82
[REDACTED]	KY 2016 CH+ PS1 P1an	[REDACTED] 362 Mod	EE+FAMILY	21430	\$2,869.79
[REDACTED]	KY 2016 CH+ HMA P1an	[REDACTED] DSC Mod	EE+FAMILY	60464	\$2,869.79

EE#

2206473P5N0069806

Northern Kentucky Water District  
 2835 Crescent Springs Rd  
 Erlanger KY 41018

Invoice No: 0045519307  
 Invoice Date: Aug 08, 2018  
 Customer No: [REDACTED]  
 Bill Group: 1  
 Coverage Pd: 09/01-09/30/2018  
 Due Date: Sep 01, 2018



Invoice Detail

EE#

Name	Plan	ID	Coverage	Volume(000's)	Charge Amount
[REDACTED]	KY 2016 CH+ PS1 Plan 362 Mod	[REDACTED]	EE+FAMILY	60596	\$2,869.79
[REDACTED]	KY 2016 CH+ HMA Plan DSC Mod	[REDACTED]	EE-ONLY	60544	\$896.82
[REDACTED]	KY 2016 CH+ HMA Plan DSC Mod	[REDACTED]	EE+SP	51500	\$1,775.73
[REDACTED]	KY 2016 CH+ HMA Plan DSC Mod	[REDACTED]	EE+FAMILY	21450	\$2,869.79
[REDACTED]	KY 2016 CH+ HMA Plan DSC Mod	[REDACTED]	EE+FAMILY	21475	\$2,869.79
[REDACTED]	KY 2016 CH+ PS1 Plan 362 Mod	[REDACTED]	EE-ONLY	31025	\$896.82
[REDACTED]	KY 2016 CH+ HMA Plan DSC Mod	[REDACTED]	EE+FAMILY	41560	\$2,869.79
[REDACTED]	KY 2016 CH+ HMA Plan DSC Mod	[REDACTED]	EE+FAMILY	60570	\$2,869.79
[REDACTED]	KY 2016 CH+ HMA Plan DSC Mod	[REDACTED]	EE1+CHRN	60575	\$1,614.30
[REDACTED]	KY 2016 CH+ HMA Plan DSC Mod	[REDACTED]	EE-ONLY	60589	\$896.82
[REDACTED]	KY 2016 CH+ HMA Plan DSC Mod	[REDACTED]	EE-ONLY	60590	\$896.82
[REDACTED]	KY 2016 CH+ HMA Plan DSC Mod	[REDACTED]	EE+FAMILY	60530	\$2,869.79
[REDACTED]	KY 2016 CH+ HMA Plan DSC Mod	[REDACTED]	EE-ONLY	60571	\$896.82
			<b>TOTAL</b>		<b>\$260,346.04</b>

PLEASE VISIT EMPLOYER ESERVICES AT WWW.EMPLOYERESERVICES.COM TO perform real-time eligibility transactions, view and pay your invoices, request ID cards and more!

Employee and dependent information contained in this report is based on the most current information provided by the Employer, acting as Plan Sponsor and/or Plan Administrator (the organization which established the employee welfare plan for its employees) to the Company (a division of UnitedHealth Group contractually administering claims on behalf of the Employer). Changes to employees and dependent information are the responsibility of the Employer, acting as Plan Sponsor and/or Plan Administrator, and must be submitted to the Company on a timely basis. Please do not submit employee changes by noting them on this invoice. This address is used for payment purposes only and written instructions sent to this address will not be processed.

2206473P5N0069806

Northern Kentucky Water District  
██████████  
2835 Crescent Springs Rd  
Erlanger KY 41018

Invoice No: 0045519307  
Invoice Date: Aug 08, 2018  
Customer No: ██████████  
Bill Group: 1  
Coverage Pd: 09/01-09/30/2018  
Due Date: Sep 01, 2018

**Invoice Detail**

Name	Plan	ID	Coverage	Volume(000's)	Charge Amount
------	------	----	----------	---------------	---------------

Applicable to Employers with Enrollees residing in Texas: Employers are responsible for premiums on Enrollees who are no longer eligible for group coverage until the end of the month in which you notify UnitedHealthcare of the Enrollee's termination. UnitedHealthcare's preferred method for notification of termination of coverage is through Employer eServices at [www.employereservices.com](http://www.employereservices.com).

Please contact your Billing/Accounts Receivable Representative if you have any questions. Thank you.

This invoice covers eligibility charges from the following entities:  
UnitedHealthcare Insurance Company  
UnitedHealthcare of Ohio, Inc.



UnitedHealthcare Insurance Company  
22561 Network Place  
606731225C0001  
Chicago IL 60673-1225



Page: 12 of 13

2206473P5N0069807

Northern Kentucky Water District  
██████████  
2835 Crescent Springs Rd  
Erlanger KY 41018

Invoice No: 0045519313  
Invoice Date: Aug 08, 2018  
Customer No: ██████████  
Bill Group: 1  
Coverage Pd: 04/01-08/31/2018  
Due Date: Sep 01, 2018

### Adjustment Invoice Summary

Description	Invoice Period	Employee Count	Total Volume (000's)	Net Amount
KY Choice + 362 MOD All EE's	07/01/2018-08/31/2018			\$0.00
KY 2014 CH+ PS1 Plan 362 Mod	07/01/2018-08/31/2018	2		\$0.00
<b>Subtotal - KY Choice + 362 MOD All EE's</b>	<b>07/01/2018-08/31/2018</b>	<b>2</b>		<b>\$0.00</b>
KY Choice + DSC MOD All EE's	06/01/2018-08/31/2018			\$0.00
NKY 2014 CH+ HMA Plan DSC Mod	06/01/2018-08/31/2018	3		\$179.34
<b>Subtotal - KY Choice + DSC MOD All EE's</b>	<b>06/01/2018-08/31/2018</b>	<b>3</b>		<b>\$179.34</b>
	<b>TOTAL 06/01/2018-08/31/2018</b>	<b>5</b>		<b>\$179.34</b>

2206473P5N0069807

Northern Kentucky Water District  
 [REDACTED]  
 2835 Crescent Springs Rd  
 Erlanger KY 41018

Invoice No: 0045519313  
 Invoice Date: Aug 08, 2018  
 Customer No: [REDACTED]  
 Bill Group: 1  
 Coverage Pd: 04/01-08/31/2018  
 Due Date: Sep 01, 2018

Adjustment Invoice Detail

Name	Charge Period	Plan	ID	Coverage	Volume(000's)	Status	Charge Amount
[REDACTED]	06/01-06/24/2018	KY 2016 CH+ HMA Plan DSC Mod	[REDACTED]	EE+FAMILY	60588	Chg	\$-2,869.79
[REDACTED]	06/01-06/21/2018	KY 2016 CH+ HMA Plan DSC Mod	[REDACTED]	EE+FAMILY		Chg	\$2,869.79
[REDACTED]	06/22-06/24/2018	KY 2016 CH+ HMA Plan DSC Mod	[REDACTED]	EE+FAMILY		Chg	\$0.00
[REDACTED]	06/18-06/30/2018	KY 2016 CH+ HMA Plan DSC Mod	[REDACTED]	EE-ONLY	60599	Add	\$0.00
[REDACTED]	07/01-07/31/2018	KY 2016 CH+ HMA Plan DSC Mod	[REDACTED]	EE-ONLY		Add	\$896.82
[REDACTED]	08/01-08/31/2018	KY 2016 CH+ HMA Plan DSC Mod	[REDACTED]	EE-ONLY		Add	\$896.82
[REDACTED]	08/01-08/31/2018	KY 2016 CH+ HMA Plan DSC Mod	[REDACTED]	EE1+CHRN	60574	Trm	\$-1,614.30
[REDACTED]	08/01-08/31/2018	KY 2016 CH+ PS1 Plan 362 Mod	[REDACTED]	EE-ONLY	60522	Trm	\$ -896.82
[REDACTED]	07/23-07/31/2018	KY 2016 CH+ PS1 Plan 362 Mod	[REDACTED]	EE-ONLY	60601	Add	\$0.00
[REDACTED]	08/01-08/31/2018	KY 2016 CH+ PS1 Plan 362 Mod	[REDACTED]	EE-ONLY		Add	\$896.82
<b>TOTAL</b>							<b>\$179.34</b>

EE#

PLEASE VISIT EMPLOYER ESERVICES AT WWW.EMPLOYERESERVICES.COM TO perform real-time eligibility transactions, view and pay your invoices, request ID cards and more!

Employee and dependent information contained in this report is based on the most current information provided by the Employer, acting as Plan Sponsor and/or Plan Administrator (the organization which established the employee welfare plan for its employees) to the Company (a division of UnitedHealth Group contractually administering claims on behalf of the Employer). Changes to employees and dependent information are the responsibility of the Employer, acting as Plan Sponsor and/or Plan Administrator, and must be submitted to the Company on a timely basis. Please do not submit employee changes by noting them on this invoice. This address is used for payment purposes only and written instructions sent to this address will not be processed.

Applicable to Employers with Enrollees residing in Texas: Employers are responsible for premiums on Enrollees who are no longer eligible for group coverage until the end of the month in which you notify UnitedHealthcare of the Enrollee's termination. UnitedHealthcare's preferred method for notification of termination of coverage is through Employer eServices at www.employereservices.com.

Please contact your Billing/Accounts Receivable Representative if you have any questions. Thank you.

This invoice covers eligibility charges from the following entities:  
 UnitedHealthcare Insurance Company  
 UnitedHealthcare of Ohio, Inc.



NKWD\_PSCDR1\_15\_10-12-18  
Rate Case 2018-00291  
Response to Q15  
Witness: Rehtin

## Invoice

For coverage in September 2018

### NORTHERN KY WATER DISTRICT

Billing ID  
[REDACTED]

Invoice number - Invoice date  
350859256 - August 16, 2018

Billing Contact  
1-800-232-2006  
TEAM 1 BILLING UNIT

Payment due  
September 1, 2018

HBSGAFPLETHBSG114A0816201823560001938  
NORTHERN KY WATER DISTRICT  
[REDACTED]  
2835 CRESCENT SPRINGS ROAD  
ERLANGER, KY 41018

## Invoice Summary

Amount due from last invoice	\$1,036.35
Total payments received	-\$1,036.35
Amount past due	\$0.00
Premiums this period	\$1,036.35
Member adjustments	\$0.00
Fees and other adjustments	\$0.00
Please pay total amount due	\$1,036.35

Improving the overall wellness of your employees may improve their health, reduce illness, and reduce absences. You can learn more about the wellness programs available to your employees by visiting [Humana.com](http://Humana.com) and selecting "Employers," then "Products & Services," and choosing "Wellness Solutions."

Did you know you can exchange private, secure e-mail with Humana through the Communication Center on the employer portal at [Humana.com](http://Humana.com)?

continued ►

### Payments

Your payment is due on the first of the month. If you pay by manual check, be sure to complete the following steps so that your payments are posted automatically to your account.

1. Write your Billing ID on your check.
2. Fill out all information on the remittance stub.
3. Put your check and remittance stub in the envelope provided.

Payments received after the end of your grace period will cause the account to automatically terminate and result in a disruption of coverage for your employees. If your policy terminates, request for reinstatement may be made. Reinstatements are at our discretion. Reinstatement fees may apply.

### Humana's Employer Self-Service Center

You can log in anytime to your Self-Service Center to receive personalized information and tools to help you manage your employees' benefits. To register, go to the "Employers" section on Humana.com, click "Register Today."

Through Humana.com you can:

- View your monthly statement and make a premium payment;
- Complete daily enrollment maintenance tasks like adding a new employee, changing coverage, and terminating an employee's benefits;
- Enjoy features that simplify plan administration, such as links to eligibility information.

### Paper Enrollment Submissions

Please ensure that all paper enrollment submissions are completed thoroughly, including group names and numbers associated with your account. Mail your enrollment forms to the following address:

Humana Inc.  
P.O. Box 14209  
Lexington, Kentucky 40512-4209

There may be a delay in updates on your invoice due to timing and processing. Please continue to pay the "Total Amount Due" to save time and money on reconciliation efforts. Please ensure all adjustments are accurately reflected on your invoice. If not, please contact your Billing Representative.

# Group Summary

## Payments

Date	Description	Amount	Balance
	Amount due from last invoice		\$1,036.35
Aug 6	Payment received (thank you)	-\$1,036.35	\$0.00
	Amount past due		\$0.00

## Premiums by Product Type

Product type	QTY	Employee (EVIP)	QTY	Employee Plus Spouse (ESP)	QTY	Employee Plus Children (ECH)	QTY	Family (FAM)	Total
Dental	49	\$360.15	11	\$80.85	23	\$169.05	58	\$426.30	\$1,036.35
Total	49	\$360.15	11	\$80.85	23	\$169.05	58	\$426.30	\$1,036.35

## Premiums by Plan Type

Plan type	QTY	Employee (EVIP)	QTY	Employee Plus Spouse (ESP)	QTY	Employee Plus Children (ECH)	QTY	Family (FAM)	Total
DPO	49	\$360.15	11	\$80.85	23	\$169.05	58	\$426.30	\$1,036.35
Total	49	\$360.15	11	\$80.85	23	\$169.05	58	\$426.30	\$1,036.35

## Self Funded Plan Summary

	QTY	Employee (EVIP)	QTY	Employee Plus Spouse (ESP)	QTY	Employee Plus Children (ECH)	QTY	Family (FAM)	Total
ASD	49	\$360.15	11	\$80.85	23	\$169.05	58	\$426.30	\$1,036.35
Adjustments	4	\$14.70	0	\$0.00	2	-\$14.70	0	\$0.00	\$0.00
Total	53	\$374.85	11	\$80.85	25	\$154.35	58	\$426.30	\$1,036.35

## Self Funded Plan Detail

### NORTHERN KENTUCKY WATER DISTRI - NORTHERN KY WATER DISTRICT ACTIV

	QTY	Employee (EVIP)	QTY	Employee Plus Spouse (ESP)	QTY	Employee Plus Children (ECH)	QTY	Family (FAM)	Total
ASD	47	\$345.45	10	\$73.50	23	\$169.05	58	\$426.30	\$1,014.30
Adjustments	4	\$14.70	0	\$0.00	2	-\$14.70	0	\$0.00	\$0.00
Total	51	\$360.15	10	\$73.50	25	\$154.35	58	\$426.30	\$1,014.30



Questions about your invoice? Call your Billing Representative at 1-800-232-2006. Don't forget, you can pay your invoice online at Humana.com.

NORTHERN KENTUCKY WATER DISTRI - NORTHERN KY WATER DISTRICT COBRA

	Employee Plan		Employee Plan		Employee Plan		Employee Plan		Total
	QTY	AMOUNT	QTY	AMOUNT	QTY	AMOUNT	QTY	AMOUNT	
ASD	2	\$14.70	1	\$7.35	0	\$0.00	0	\$0.00	\$22.05
Adjustments	0	\$0.00	0	\$0.00	0	\$0.00	0	\$0.00	\$0.00
<b>Total</b>	<b>2</b>	<b>\$14.70</b>	<b>1</b>	<b>\$7.35</b>	<b>0</b>	<b>\$0.00</b>	<b>0</b>	<b>\$0.00</b>	<b>\$22.05</b>

Plan Type Legend	
ASD	DENTAL ASO
DPO	DENTAL PPO



Questions about your invoice? Call your Billing Representative at 1-800-232-2006. Don't forget, you can pay your invoice online at [Humana.com](http://Humana.com).

Employee Detail:  
NORTHERN KY WATER DISTRICT

NORTHERN KENTUCKY WATER DISTRICT - NORTHERN KY WATER DISTRICT ACTIV

Member Name	Member ID Number	Plan	Type	Premium			Total Premium
				Medical	Dental	ESH Specialty	
[REDACTED]	[REDACTED]	DPO	FAM	\$7.35		30060	\$7.35
[REDACTED]	[REDACTED]	DPO	EMP	\$7.35		60597	\$7.35
[REDACTED]	[REDACTED]	DPO	EMP	\$7.35		40150	\$7.35
[REDACTED]	[REDACTED]	DPO	ECH	\$7.35		20075	\$7.35
[REDACTED]	[REDACTED]	DPO	EMP	\$7.35		60572	\$7.35
[REDACTED]	[REDACTED]	DPO	FAM	\$7.35		60594	\$7.35
[REDACTED]	[REDACTED]	DPO	FAM	\$7.35		60523	\$7.35
[REDACTED]	[REDACTED]	DPO	EMP	\$7.35		60573	\$7.35
[REDACTED]	[REDACTED]	DPO	ECH	\$7.35		60540	\$7.35
[REDACTED]	[REDACTED]	DPO	FAM	\$7.35		60496	\$7.35
[REDACTED]	[REDACTED]	DPO	FAM	\$7.35		40250	\$7.35
[REDACTED]	[REDACTED]	DPO	FAM	\$7.35		60508	\$7.35
[REDACTED]	[REDACTED]	DPO	EMP	\$7.35		60564	\$7.35
[REDACTED]	[REDACTED]	DPO	ECH	\$7.35		60532	\$7.35
[REDACTED]	[REDACTED]	DPO	FAM	\$7.35		30100	\$7.35
[REDACTED]	[REDACTED]	DPO	ESP	\$7.35		40260	\$7.35
[REDACTED]	[REDACTED]	DPO	FAM	\$7.35		60553	\$7.35
[REDACTED]	[REDACTED]	DPO	EMP	\$7.35		60545	\$7.35
[REDACTED]	[REDACTED]	DPO	EMP	\$7.35		30225	\$7.35
[REDACTED]	[REDACTED]	DPO	FAM	\$7.35		20378	\$7.35
[REDACTED]	[REDACTED]	DPO	EMP	\$7.35		10131	\$7.35
[REDACTED]	[REDACTED]	DPO	ECH	\$7.35		40350	\$7.35
[REDACTED]	[REDACTED]	DPO	EMP	\$7.35		60566	\$7.35
[REDACTED]	[REDACTED]	DPO	EMP	\$7.35		60528	\$7.35
[REDACTED]	[REDACTED]	DPO	FAM	\$7.35		60494	\$7.35
[REDACTED]	[REDACTED]	DPO	FAM	\$7.35		40400	\$7.35
[REDACTED]	[REDACTED]	DPO	ECH	\$7.35		40405	\$7.35
[REDACTED]	[REDACTED]	DPO	EMP	\$7.35		60487	\$7.35
[REDACTED]	[REDACTED]	DPO	FAM	\$7.35		20450	\$7.35
[REDACTED]	[REDACTED]	DPO	EMP	\$7.35		60585	\$7.35
[REDACTED]	[REDACTED]	DPO	ECH	\$7.35		60549	\$7.35
[REDACTED]	[REDACTED]	DPO	EMP	\$7.35		60548	\$7.35
[REDACTED]	[REDACTED]	DPO	EMP	\$7.35		60578	\$7.35
[REDACTED]	[REDACTED]	DPO	EMP	\$7.35		60465	\$7.35



Questions about your invoice? Call your Billing Representative at 1-800-232-2006. Don't forget, you can pay your invoice online at Humana.com.

NORTHERN KENTUCKY WATER DISTRICT - NORTHERN KY WATER DISTRICT ACTIV (Continued)

Member Name	Member ID Number	Plan	Type	Premium			Total Premium
				Medical	Dental	EE# Specialty	
[REDACTED]	[REDACTED]	DPO	FAM		\$7.35	40640	\$7.35
[REDACTED]	[REDACTED]	DPO	ECH		\$7.35	60569	\$7.35
[REDACTED]	[REDACTED]	DPO	EMP		\$7.35	60583	\$7.35
[REDACTED]	[REDACTED]	DPO	FAM		\$7.35	60529	\$7.35
[REDACTED]	[REDACTED]	DPO	EMP		\$7.35	60484	\$7.35
[REDACTED]	[REDACTED]	DPO	FAM		\$7.35	60466	\$7.35
[REDACTED]	[REDACTED]	DPO	EMP		\$7.35	60534	\$7.35
[REDACTED]	[REDACTED]	DPO	FAM		\$7.35	60512	\$7.35
[REDACTED]	[REDACTED]	DPO	ECH		\$7.35	30425	\$7.35
[REDACTED]	[REDACTED]	DPO	FAM		\$7.35	40425	\$7.35
[REDACTED]	[REDACTED]	DPO	ECH		\$7.35	40450	\$7.35
[REDACTED]	[REDACTED]	DPO	EMP		\$7.35	40460	\$7.35
[REDACTED]	[REDACTED]	DPO	EMP		\$7.35	60568	\$7.35
[REDACTED]	[REDACTED]	DPO	FAM		\$7.35	20670	\$7.35
[REDACTED]	[REDACTED]	DPO	FAM		\$7.35	60510	\$7.35
[REDACTED]	[REDACTED]	DPO	ESP		\$7.35	40515	\$7.35
[REDACTED]	[REDACTED]	DPO	FAM		\$7.35	60479	\$7.35
[REDACTED]	[REDACTED]	DPO	EMP		\$7.35	10132	\$7.35
[REDACTED]	[REDACTED]	DPO	FAM		\$7.35	40520	\$7.35
[REDACTED]	[REDACTED]	DPO	FAM		\$7.35	20678	\$7.35
[REDACTED]	[REDACTED]	DPO	EMP		\$7.35	60533	\$7.35
[REDACTED]	[REDACTED]	DPO	FAM		\$7.35	60565	\$7.35
[REDACTED]	[REDACTED]	DPO	EMP		\$7.35	60856	\$7.35
[REDACTED]	[REDACTED]	DPO	EMP		\$7.35	60456	\$7.35
[REDACTED]	[REDACTED]	DPO	FAM		\$7.35	60505	\$7.35
[REDACTED]	[REDACTED]	DPO	EMP		\$7.35	60599 ✓	\$7.35
[REDACTED]	[REDACTED]	DPO	EMP		\$7.35		\$7.35
[REDACTED]	[REDACTED]	DPO	EMP		\$7.35		\$7.35
NEW ENROLLMENT: 08/01/2018	[REDACTED]	DPO	EMP		\$7.35		\$7.35
NEW ENROLLMENT: 07/01/2018	[REDACTED]	DPO	EMP		\$7.35		\$7.35
TERMINATION: 08/01/2018	[REDACTED]	DPO	ECH		-\$7.35	60574 ✓	-\$7.35
TERMINATION: 07/01/2018	[REDACTED]	DPO	ECH		-\$7.35		-\$7.35
[REDACTED]	[REDACTED]	DPO	ECH		\$7.35	60546	\$7.35
[REDACTED]	[REDACTED]	DPO	EMP		-\$7.35	60522 ✓	-\$7.35
TERMINATION: 08/01/2018	[REDACTED]	DPO	EMP		-\$7.35		-\$7.35
[REDACTED]	[REDACTED]	DPO	ECH		\$7.35	40615	\$7.35
[REDACTED]	[REDACTED]	DPO	EMP		\$7.35	60521	\$7.35
[REDACTED]	[REDACTED]	DPO	FAM		\$7.35	40825	\$7.35
[REDACTED]	[REDACTED]	DPO	ECH		\$7.35	60488	\$7.35

27.00 ✓  
 -14.70 ✓  
 -7.35 ✓



Questions about your invoice? Call your Billing Representative at 1-800-232-2006. Don't forget, you can pay your invoice online at Humana.com.



## NORTHERN KENTUCKY WATER DISTRICT - NORTHERN KY WATER DISTRICT ACTIV (Continued)

Member Name	Member ID Number	Plan	Type	Premium			Total Premium
				Medical	Dental	Specialty	
[REDACTED]	[REDACTED]	DPO	FAM		\$7.35	40810	\$7.35
[REDACTED]	[REDACTED]	DPO	FAM		\$7.35	10130	\$7.35
[REDACTED]	[REDACTED]	DPO	ECH		\$7.35	40645	\$7.35
[REDACTED]	[REDACTED]	DPO	FAM		\$7.35	60457	\$7.35
[REDACTED]	[REDACTED]	DPO	EMP		\$7.35	40655	\$7.35
[REDACTED]	[REDACTED]	DPO	ESP		\$7.35	6595	\$7.35
[REDACTED]	[REDACTED]	DPO	EMP		\$7.35	60598	\$7.35
[REDACTED]	[REDACTED]	DPO	ESP		\$7.35	30635	\$7.35
[REDACTED]	[REDACTED]	DPO	ECH		\$7.35	60471	\$7.35
[REDACTED]	[REDACTED]	DPO	ESP		\$7.35	60486	\$7.35
[REDACTED]	[REDACTED]	DPO	FAM		\$7.35	30715	\$7.35
[REDACTED]	[REDACTED]	DPO	FAM		\$7.35	60459	\$7.35
[REDACTED]	[REDACTED]	DPO	FAM		\$7.35	60559	\$7.35
[REDACTED]	[REDACTED]	DPO	EMP		\$7.35	40750	\$7.35
[REDACTED]	[REDACTED]	DPO	FAM		\$7.35	20875	\$7.35
[REDACTED]	[REDACTED]	DPO	FAM		\$7.35	30825	\$7.35
[REDACTED]	[REDACTED]	DPO	FAM		\$7.35	40850	\$7.35
[REDACTED]	[REDACTED]	DPO	EMP		\$7.35	60537	\$7.35
[REDACTED]	[REDACTED]	DPO	FAM		\$7.35	60560	\$7.35
[REDACTED]	[REDACTED]	DPO	EMP		\$7.35	60542	\$7.35
[REDACTED]	[REDACTED]	DPO	EMP		\$7.35	40900	\$7.35
[REDACTED]	[REDACTED]	DPO	FAM		\$7.35	20910	\$7.35
[REDACTED]	[REDACTED]	DPO	ECH		\$7.35	30835	\$7.35
[REDACTED]	[REDACTED]	DPO	ESP		\$7.35	20925	\$7.35
[REDACTED]	[REDACTED]	DPO	ECH		\$7.35	20930	\$7.35
[REDACTED]	[REDACTED]	DPO	FAM		\$7.35	60517	\$7.35
[REDACTED]	[REDACTED]	DPO	FAM		\$7.35	60538	\$7.35
[REDACTED]	[REDACTED]	DPO	EMP		\$7.35	41125	\$7.35
[REDACTED]	[REDACTED]	DPO	EMP		\$7.35	60526	\$7.35
[REDACTED]	[REDACTED]	DPO	ECH		\$7.35	60581	\$7.35
[REDACTED]	[REDACTED]	DPO	EMP		\$7.35	60584	\$7.35
[REDACTED]	[REDACTED]	DPO	EMP		\$7.35	60493	\$7.35
[REDACTED]	[REDACTED]	DPO	FAM		\$7.35	60500	\$7.35
[REDACTED]	[REDACTED]	DPO	FAM		\$7.35	41225	\$7.35
[REDACTED]	[REDACTED]	DPO	FAM		\$7.35	41250	\$7.35
[REDACTED]	[REDACTED]	DPO	FAM		\$7.35	60554	\$7.35
[REDACTED]	[REDACTED]	DPO	ECH		\$7.35	60592	\$7.35

[REDACTED] - NORTHERN KENTUCKY WATER DISTRICT - NORTHERN KY WATER DISTRICT ACTIV (Continued)

Member Name	Member ID Number	Plan	Type	Premium			
				Medical	Dental	FFB Specialty	Total Premium
[REDACTED]	[REDACTED]	DPO	ECH		\$7.35	21200	\$7.35
[REDACTED]	[REDACTED]	DPO	EMP		\$7.35	60503	\$7.35
[REDACTED]	[REDACTED]	DPO	FAM		\$7.35	60455	\$7.35
[REDACTED]	[REDACTED]	DPO	FAM		\$7.35	60453	\$7.35
[REDACTED]	[REDACTED]	DPO	ECH		\$7.35	20760	\$7.35
[REDACTED]	[REDACTED]	DPO	FAM		\$7.35	60550	\$7.35
[REDACTED]	[REDACTED]	DPO	EMP		\$7.35	60601	\$7.35
[REDACTED]	[REDACTED]	DPO	EMP		\$7.35		\$7.35
[REDACTED]	[REDACTED]	DPO	FAM		\$7.35	60461	\$7.35
[REDACTED]	[REDACTED]	DPO	EMP		\$7.35	60473	\$7.35
[REDACTED]	[REDACTED]	DPO	ESP		\$7.35	60593	\$7.35
[REDACTED]	[REDACTED]	DPO	FAM		\$7.35	60567	\$7.35
[REDACTED]	[REDACTED]	DPO	FAM		\$7.35	30900	\$7.35
[REDACTED]	[REDACTED]	DPO	ECH		\$7.35	60481	\$7.35
[REDACTED]	[REDACTED]	DPO	ESP		\$7.35	60478	\$7.35
[REDACTED]	[REDACTED]	DPO	EMP		\$7.35	21375	\$7.35
[REDACTED]	[REDACTED]	DPO	FAM		\$7.35	60541	\$7.35
[REDACTED]	[REDACTED]	DPO	ESP		\$7.35	21380	\$7.35
[REDACTED]	[REDACTED]	DPO	EMP		\$7.35	30975	\$7.35
[REDACTED]	[REDACTED]	DPO	FAM		\$7.35	41320	\$7.35
[REDACTED]	[REDACTED]	DPO	ECH		\$7.35	60490	\$7.35
[REDACTED]	[REDACTED]	DPO	EMP		\$7.35	21415	\$7.35
[REDACTED]	[REDACTED]	DPO	FAM		\$7.35	21430	\$7.35
[REDACTED]	[REDACTED]	DPO	FAM		\$7.35	60464	\$7.35
[REDACTED]	[REDACTED]	DPO	FAM		\$7.35	60596	\$7.35
[REDACTED]	[REDACTED]	DPO	EMP		\$7.35	60544	\$7.35
[REDACTED]	[REDACTED]	DPO	ESP		\$7.35	51500	\$7.35
[REDACTED]	[REDACTED]	DPO	FAM		\$7.35	21450	\$7.35
[REDACTED]	[REDACTED]	DPO	FAM		\$7.35	21475	\$7.35
[REDACTED]	[REDACTED]	DPO	EMP		\$7.35	31025	\$7.35
[REDACTED]	[REDACTED]	DPO	FAM		\$7.35	41560	\$7.35
[REDACTED]	[REDACTED]	DPO	FAM		\$7.35	60570	\$7.35
[REDACTED]	[REDACTED]	DPO	ECH		\$7.35	60575	\$7.35
[REDACTED]	[REDACTED]	DPO	EMP		\$7.35	60589	\$7.35
[REDACTED]	[REDACTED]	DPO	EMP		\$7.35	60590	\$7.35
[REDACTED]	[REDACTED]	DPO	FAM		\$7.35	60530	\$7.35
[REDACTED]	[REDACTED]	DPO	EMP		\$7.35	60571	\$7.35

14.7



Questions about your invoice? Call your Billing Representative at 1-800-232-2006. Don't forget, you can pay your invoice online at Humana.com.

► Premiums by Plan Type

Plan type	QTY	Employee (EMP)	QTY	Employee Plus Spouse (ESP)	QTY	Employee Plus Children (ECH)	QTY	Family (FAM)	Total
DPO	47	\$345.45	10	\$73.50	23	\$169.05	58	\$426.30	\$1,014.30
Totals	47	\$345.45	10	\$73.50	23	\$169.05	58	\$426.30	\$1,014.30

► Self Funded Plan Detail

	QTY	Employee (EMP)	QTY	Employee Plus Spouse (ESP)	QTY	Employee Plus Children (ECH)	QTY	Family (FAM)	Total
ASD	47	\$345.45	10	\$73.50	23	\$169.05	58	\$426.30	\$1,014.30
Adjustments	4	\$14.70	0	\$0.00	2	-\$14.70	0	\$0.00	\$0.00
Totals	51	\$360.15	10	\$73.50	25	\$154.35	58	\$426.30	\$1,014.30



Questions about your invoice? Call your Billing Representative at 1-800-232-2006. Don't forget, you can pay your invoice online at Humana.com.

Employee Detail:  
NORTHERN KY WATER DISTRICT

[REDACTED] NORTHERN KENTUCKY WATER DISTRICT - NORTHERN KY WATER DISTRICT COBRA

Member Name	Member ID Number	Plan	Type	Premium			Total Premium
				Medical	Dental	Specialty	
[REDACTED]	± [REDACTED]	DPO	EMP		\$7.35		\$7.35
[REDACTED]	± [REDACTED]	DPO	EMP		\$7.35		\$7.35
[REDACTED]	[REDACTED]	DPO	ESP		\$7.35		\$7.35

► Premiums by Plan Type

Plan Type	Employee		Employee Plus		Employee Plus Children		Family (COBRA)		Total
	Count	Amount	Count	Amount	Count	Amount	Count	Amount	
DPO	2	\$14.70	1	\$7.35	0	\$0.00	0	\$0.00	\$22.05
Totals	2	\$14.70	1	\$7.35	0	\$0.00	0	\$0.00	\$22.05

► Self Funded Plan Detail

Plan Type	Employee		Employee Plus		Employee Plus Children		Family (COBRA)		Total
	Count	Amount	Count	Amount	Count	Amount	Count	Amount	
ASD	2	\$14.70	1	\$7.35	0	\$0.00	0	\$0.00	\$22.05
Adjustments	0	\$0.00	0	\$0.00	0	\$0.00	0	\$0.00	\$0.00
Totals	2	\$14.70	1	\$7.35	0	\$0.00	0	\$0.00	\$22.05

± Cobra Coverage    "    State Continuation Coverage    ž    State Continuation with Subsidy



Questions about your invoice? Call your Billing Representative at 1-800-232-2006. Don't forget, you can pay your invoice online at Humana.com.

NKWD\_PSCDR1\_15\_10-12-18  
Rate Case 2018-00291  
Response to Q15  
Witness: Rehtin



BILLING SUMMARY

The Lincoln National Life Insurance Company  
P.O. Box 0821  
Carol Stream IL 60132-0821

Account#: ~~XXXXXXXXXXXX~~  
Amount Due: \$11,389.42  
Prem Due By: 09/01/2018  
Coverage: 09/01/2018-09/30/2018  
Amount Enclosed: \_\_\_\_\_

\*\*\*\*\* PLEASE PAY AS BILLED. \*\*\*\*\*

023358 LFPC0ED2 100000  
GR-AD

~~XXXXXXXXXXXX~~  
Northern Kentucky Water District  
2835 Crescent Springs Road  
Erlanger KY 41018



000000001183880777 0633284 001138942 09012018 2

01-SEP-20

(Please remove and return top portion with your check made payable to The Lincoln National Life Insurance Company)

Previous Billed Balance	\$5,875.03
Premium Processed	\$ .00
Beginning Balance	\$5,875.03
Current Period Premium	\$5,631.21
Current Period Adjustments	-\$116.82
Current Billed Balance	\$5,514.39
<b>Total Amount Due</b>	<b>\$11,389.42</b>

PREMIUM PAYMENT INSTRUCTIONS

Your premium is due in our office on or before the due date listed on your premium statement.

To ensure proper credit on your account, please return **ONLY** the payment coupon and your payment in the envelope enclosed with your statement. Please Pay As Billed.

Please **do not** submit enrollment changes with your premium payment

Use the Adjustment Report to make any of the following changes: termination, class, billing location, salary changes (if benefit is salary based), etc.

The following type of changes need a Group Change Form completed and returned before the change can be processed: name, beneficiary, marital status, or change in dependent coverages

These forms and enrollment forms must be received at least 10 days prior to the next bill's draw date for the change to be reflected. Please fax forms to: 877-573-6177 or visit our website:

[www.lincoln4benefits.com](http://www.lincoln4benefits.com)

If you have any questions, please call your Client Service Representative at 800-423-2765.

The Lincoln National Life Insurance Company

00023358 LFPC0ED2 00001077

The Lincoln National Life Insurance Company  
 P.O. Box 0821  
 Carol Stream IL 60132-0821  
 800-423-2765

BILLING DETAIL

Attn: [REDACTED]  
 Northern Kentucky Water District  
 2835 Crescent Springs Road  
 Erlanger KY 41018

Account# [REDACTED]  
 Reference# [REDACTED]  
 LIFE Policy# [REDACTED]  
 LIFE Policy# [REDACTED]  
 LTD Policy# [REDACTED]

Premium Due By: 09/01/2018

Bill Print Date: 08/10/2018  
 Coverage Period: 09/01/2018 - 09/30/2018

Current Premium:

EE#

CERT NO.	NAME	LI VOLUME	LIFE	AD+D	WI	LTD				TOTAL
[REDACTED]	[REDACTED]	64000	14.72	2.24	14.39	18.13		30060		49.48
[REDACTED]	[REDACTED]	35000	8.05	1.23	7.66	9.65		60597		26.59
[REDACTED]	[REDACTED]	47000	10.81	1.65	10.57	13.32		40150		36.35
[REDACTED]	[REDACTED]	62000	14.26	2.17	13.94	17.57		20075		47.94
[REDACTED]	[REDACTED]	34000	7.82	1.19	7.64	9.63		60572		26.28
[REDACTED]	[REDACTED]	40000	9.20	1.40	8.81	11.11		60594		30.52
[REDACTED]	[REDACTED]	38000	8.74	1.33	8.50	10.71		60523		29.28
[REDACTED]	[REDACTED]	40000	9.20	1.40	8.81	11.11		60573		30.52
[REDACTED]	[REDACTED]	45000	10.35	1.58	10.08	12.71		60540		34.72
[REDACTED]	[REDACTED]	52000	11.96	1.82	11.70	14.73		60496		40.21
[REDACTED]	[REDACTED]	55000	12.65	1.93	12.38	15.58		40250		42.54
[REDACTED]	[REDACTED]	52000	11.96	1.82	11.70	14.73		60508		40.21
[REDACTED]	[REDACTED]	36000	8.28	1.26	8.03	10.11		60564		27.68
[REDACTED]	[REDACTED]	45000	10.35	1.58	9.95	12.53		60532		34.41
[REDACTED]	[REDACTED]	56000	12.88	1.96	12.38	15.60		20100		42.82
[REDACTED]	[REDACTED]	117000	26.91	4.10	26.27	33.07		40260		90.35
[REDACTED]	[REDACTED]	63000	14.49	2.21	14.04	17.67		60553		48.41
[REDACTED]	[REDACTED]	96000	22.08	3.36	21.51	27.08		60545		74.03
[REDACTED]	[REDACTED]	55000	12.65	1.93	12.32	15.53		30225		42.43
[REDACTED]	[REDACTED]	44000	10.12	1.54	9.91	12.47		20378		34.04
[REDACTED]	[REDACTED]	36000	8.28	1.26	8.00	10.07		10131		27.61
[REDACTED]	[REDACTED]	41000	9.43	1.44	9.22	11.62		40350		31.71
[REDACTED]	[REDACTED]	35000	8.05	1.23	7.86	9.89		60566		27.03
[REDACTED]	[REDACTED]	38000	8.74	1.33	8.54	10.77		60528		29.38
[REDACTED]	[REDACTED]	45000	10.35	1.58	9.96	12.54		60494		34.43
[REDACTED]	[REDACTED]	52000	11.96	1.82	11.58	14.59		40400		39.95
[REDACTED]	[REDACTED]	82000	18.86	2.87	18.29	23.03		40405		63.05
[REDACTED]	[REDACTED]	42000	9.66	1.47	9.46	11.90		60487		32.49
[REDACTED]	[REDACTED]	57000	13.11	2.00	12.83	16.15		20450		44.09
[REDACTED]	[REDACTED]	35000	8.05	1.23	7.76	9.76		60585		26.80

Continued on next page

LIFE-Life. AD+D-AD&D. WI-Weekly Income. LTD-LTD.  
 \*SC-Salary Change TC-Term Coverage



EEH

CERT NO.	NAME	LI VOLUME	LIFE	AD+D	WI	LTD				TOTAL
		37000	8.51	1.30	8.17	10.29		60549		28.27
		43000	9.89	1.51	9.67	12.18		60548		33.25
		35000	8.05	1.23	7.76	9.76		60578		26.80
		40000	9.20	1.40	8.81	11.11		60465		30.52
		62000	14.26	2.17	13.85	17.43		40435		47.71
		44000	10.12	1.54	9.91	12.47		40640		34.04
		76000	17.48	2.66	17.10	21.53		60569		58.77
		35000	8.05	1.23	7.76	9.76		60583		26.80
		45000	10.35	1.58	9.95	12.53		60529		34.41
		45000	10.35	1.58	9.95	12.53		60484		34.41
		69000	15.87	2.42	15.44	19.45		60466		53.18
		38000	8.74	1.33	8.42	10.61		60534		29.10
		45000	10.35	1.58	9.96	12.54		60512		34.43
		54000	12.42	1.89	12.15	15.30		30425		41.76
		43000	9.89	1.51	9.67	12.18		40425		33.25
		81000	18.63	2.84	18.23	22.95		40450		62.65
		48000	11.04	1.68	10.80	13.60		40460		37.12
		35000	8.05	1.23	7.82	9.85		60568		26.95
		53000	12.19	1.86	11.88	14.96		30670		40.89
		61000	14.03	2.14	13.67	17.22		60510		47.06
		53000	12.19	1.86	11.76	14.81		40515		40.62
		47000	10.81	1.65	10.37	13.06		60479		35.89
		36000	8.28	1.26	8.00	10.06		10132		27.60
		61000	14.03	2.14	13.73	17.28		40520		47.18
		47000	10.81	1.65	10.39	13.09		20678		35.94
		54000	12.42	1.89	12.07	15.20		60533		41.58
		80000	18.40	2.80	17.92	22.58		60565		61.70
		38000	8.74	1.33	8.40	10.58		60856		29.05
		47000	10.81	1.65	10.41	13.11		60456		35.98
		46000	10.58	1.61	10.26	12.92		60505		35.37
		35000	8.05	1.23	7.66	9.65		60599		26.59
		62000	14.26	2.17	13.94	17.57		60546		47.94
		32000	7.36	1.12	7.20	9.07		60522		24.75
		140000	32.20	4.90	29.25	39.63		40615		105.98
		45000	10.35	1.58	9.95	12.53		60521		34.41
		38000	8.74	1.33	8.54	10.77		40825		29.38
		34000	7.82	1.19	7.64	9.63		60488		26.28
		54000	12.42	1.89	12.15	15.30		40810		41.76
		125000	28.75	4.38	29.25	42.50		10130		104.88
		50000	11.50	1.75				60451		13.25
		43000	9.89	1.51	9.54	12.00		40645		32.94
		55000	12.65	1.93	12.17	15.31		60457		42.06
		40000	9.20	1.40	8.81	Waived		40655		19.41
		78000	17.94	2.73	17.36	21.85		65915		59.88

Continued on next page

LIFE-Life. AD+D-AD&D. WI-Weekly Income. LTD-LTD.  
\*SC-Salary Change TC-Term Coverage

Account# ~~XXXXXXXXXX~~

The Lincoln National Life Insurance Company  
BILLING DETAIL

EE#

CERT NO.	NAME	LI VOLUME	LIFE	AD+D	WI	LTD					TOTAL
		34000	7.82	1.19	7.43	9.36			60598		25.80
		18900	4.35	0.66	12.15	15.30			30635		32.46
		53000	12.19	1.86	11.76	14.80			60471		40.61
		54000	12.42	1.89	12.07	15.20			60486		41.58
		69000	15.87	2.42	15.52	19.55			30715		53.36
		48000	11.04	1.68	10.76	13.55			60459		37.03
		69000	15.87	2.42	15.52	19.55			60559		53.36
		54000	12.42	1.89	12.15	15.30			40750		41.76
		81000	18.63	2.84	18.23	22.95			20875		62.65
		51000	11.73	1.79	11.47	14.45			30825		39.44
		62000	14.26	2.17	13.94	17.57			40850		47.94
		38000	8.74	1.33	8.52	10.73			60527		29.32
		53000	12.19	1.86	11.86	14.92			60560		40.83
		33000	7.59	1.16	7.29	9.19			60542		25.23
		54000	12.42	1.89	12.15	15.30			40900		41.76
		82000	18.86	2.87	18.45	23.23			20910		63.41
		66000	15.18	2.31	14.86	18.70			30835		51.05
		69000	15.87	2.42	15.52	19.55			20925		53.36
		71000	16.33	2.49	15.97	20.12			20930		54.91
		120000	27.60	4.20	26.81	33.76			60517		92.37
		40000	9.20	1.40	8.81	11.11			60530		30.52
		49000	11.27	1.72	10.88	13.70			41125		37.57
		38000	8.74	1.33	8.46	10.66			60526		29.19
		34000	7.82	1.19	7.64	9.63			60581		26.28
		35000	8.05	1.23	7.76	9.76			60584		26.80
		40000	9.20	1.40	8.81	11.10			60493		30.51
		91000	20.93	3.19	20.24	25.50			60500		69.86
		55000	12.65	1.93	12.38	15.58			41225		42.54
		95000	21.85	3.33	21.20	26.70			41250		73.08
		37000	8.51	1.30	8.19	10.31			60554		28.31
		35000	8.05	1.23	7.66	9.65			60592		26.59
		60000	13.80	2.10	13.49	17.00			21200		46.39
		54000	12.42	1.89	12.07	15.20			60503		41.58
		91000	20.93	3.19	20.24	25.50			60455		69.86
		53000	12.19	1.86	11.93	15.02			60453		41.00
		54000	12.42	1.89	12.15	15.30			20760		41.76
		37000	8.51	1.30	8.25	10.38			60550		28.44
		45000	10.35	1.58	9.98	12.56			60461		34.47
		54000	12.42	1.89	12.07	15.20			60473		41.58
		31000	7.13	1.09	6.92	8.72			60593		23.86
		31000	7.13	1.09	6.94	8.73			60567		23.89
		53000	12.19	1.86	11.93	15.02			30900		41.00
		17500	4.03	0.61					50600		4.64
		47000	10.81	1.65	10.49	13.21			60481		36.16

Continued on next page

LIFE-Life. AD+D-AD&D. WI-Weekly Income. LTD-LTD.  
\*SC-Salary Change TC-Term Coverage





EEA

CERT NO.	NAME	LI VOLUME	LIFE	AD+D	WI	LTD					TOTAL
[REDACTED]	[REDACTED]	67000	15.41	2.35	15.07	18.98			60478		51.81
[REDACTED]	[REDACTED]	66000	15.18	2.31	14.86	18.70			21375		51.05
[REDACTED]	[REDACTED]	32000	7.36	1.12	7.20	9.07			60541		24.75
[REDACTED]	[REDACTED]	59000	13.57	2.07	13.28	16.72			21380		45.64
[REDACTED]	[REDACTED]	47000	10.81	1.65	10.57	13.32			30975		36.35
[REDACTED]	[REDACTED]	62000	14.26	2.17	13.86	17.47			41320		47.76
[REDACTED]	[REDACTED]	47000	10.81	1.65	10.49	13.21			60490		36.16
[REDACTED]	[REDACTED]	43000	9.89	1.51	9.67	12.18			21415		33.25
[REDACTED]	[REDACTED]	70000	16.10	2.45	15.76	19.83			21430		54.14
[REDACTED]	[REDACTED]	46000	10.58	1.61	10.32	12.98			60464		35.49
[REDACTED]	[REDACTED]	35000	8.05	1.23	7.82	9.84			60596		26.94
[REDACTED]	[REDACTED]	33000	7.59	1.16	7.29	9.19			60544		25.23
[REDACTED]	[REDACTED]	50000	11.50	1.75					57500		13.25
[REDACTED]	[REDACTED]	115000	26.45	4.03	25.88	32.58			21450		88.94
[REDACTED]	[REDACTED]	58000	13.34	2.03	13.05	16.43			21475		44.85
[REDACTED]	[REDACTED]	47000	10.81	1.65	10.57	13.32			31025		36.35
[REDACTED]	[REDACTED]	54000	12.42	1.89	12.15	15.30			41560		41.76
[REDACTED]	[REDACTED]	36000	8.28	1.26	7.98	10.05			60570		27.57
[REDACTED]	[REDACTED]	35000	8.05	1.23	7.78	9.79			60575		26.85
[REDACTED]	[REDACTED]	35000	8.05	1.23	7.78	9.79			60589		26.85
[REDACTED]	[REDACTED]	35000	8.05	1.23	7.82	9.84			60590		26.94
[REDACTED]	[REDACTED]	40000	9.20	1.40	8.81	11.10			60530		30.51
[REDACTED]	[REDACTED]	36000	8.28	1.26	7.96	10.02			60591		27.52
Totals		7372400	1695.66	258.39	1628.72	2048.44					5631.21

total number of lives: 141

TOTAL CURRENT PREMIUM \$5,631.21

Current Adjustments:

CERT NO.	NAME	ADJ DATE	LIFE	AD+D	WI	LTD				TOTAL	*REASON
[REDACTED]	[REDACTED]	07/18	-26.22	-3.98	-39.16	-60.64			60548	-130.00	SC
[REDACTED]	[REDACTED]	08/18	-8.28	-1.26	-7.90	-9.96			60574	-27.40	TC
[REDACTED]	[REDACTED]	07/18	-1.84	-0.28	-1.94	-2.44			60590	-6.50	SC
[REDACTED]	[REDACTED]	07/18	13.80	2.10	13.80	17.38			60559	47.08	SC
Totals			-22.54	-3.42	-35.20	-55.66				-116.82	

TOTAL CURRENT ADJUSTMENTS -\$116.82

LIFE-Life. AD+D-AD&D. WI-Weekly Income. LTD-LTD.  
SC-Salary Change TC-Term Coverage

Account# ~~XXXXXXXXXX~~The Lincoln National Life Insurance Company  
BILLING DETAIL

Page : 5

CURRENT BILL TOTAL

\$5,514.39

Notice: This bill reflects changes, payments, and adjustments made prior to this bill's generation date of 08/10/2018.

Just a friendly reminder that payment for the prior amount due has not been received. If premium is not received by the end of the grace period, you have told us to cancel your policy. To keep this valuable policy in force, we urge you to send your payment now.

Please call our Customer Service Area at 800-423-2765 if you have questions.

01-SEP-2018

LIFE-Life. AD+D-AD&amp;D. WI-Weekly Income. LTD-LTD.

\*SC-Salary Change TC-Term Coverage



Q16a. Provide a schedule that details all test-period expenditures related to the current proceeding along with a copy of vendor invoices. The schedule should state the nature and amount of each charge. The invoices should contain detailed description of the services, the amount of time billed for each service, and the hourly billing rate. Identify the account number and title to which each amount was charged.

A16a.

Northern Kentucky Water District						
Schedule of Rate Case Expenses						
Date	Vendor	Description	Hourly Rate	Account Charged	Account Descrip.	Amount Charged
3/19/2018	Gannett Fleming Valuation and Rate Consultants, LLC	Cost of Service Study	\$105 - \$175	186-0012-000	PSC Rate Case 2018	\$2,905.00
4/13/2018	Gannett Fleming Valuation and Rate Consultants, LLC	Cost of Service Study	\$105 - \$175	186-0012-000	PSC Rate Case 2018	\$1,102.50
5/23/2018	Gannett Fleming Valuation and Rate Consultants, LLC	Cost of Service Study	\$105 - \$175	186-0012-000	PSC Rate Case 2018	\$2,152.50
7/23/2018	Gannett Fleming Valuation and Rate Consultants, LLC	Cost of Service Study	\$105 - \$175	186-0012-000	PSC Rate Case 2018	\$402.50
8/20/2018	Gannett Fleming Valuation and Rate Consultants, LLC	Cost of Service Study	\$105 - \$175	186-0012-000	PSC Rate Case 2018	\$1,347.50
9/21/2018	Gannett Fleming Valuation and Rate Consultants, LLC	Cost of Service Study	\$105 - \$175	186-0012-000	PSC Rate Case 2018	\$3,377.50
	<b>Total Cost to Date</b>					<b>\$11,287.50</b>

See attached copies of vendor invoices.

Q16b. Provide the anticipated total cost of the case upon completion. The projected amount should be detailed by type of service and vendor, with supporting documentation for each.

A16b. Gannett Fleming (Cost of Service Study) \$25,000  
 John N. Hughes, PSC (Legal Counsel) \$22,000

Cost estimates based on cost per vendor based on the 2015 rate case.

Q16c. Provide a monthly update of the schedule requested in Item 13.a. showing all of the costs incurred as of that date. Include the supporting detailed vendor invoices as requested in Item 13.a.

A16c. NKWD assumes this question should refer to Q16a. given that question 13a. references employer retirement contribution rates that were effective during calendar years 2015, 2016 and 2017 that will not change monthly. NKWD will send monthly updates of the schedule requested in Q16a. no later than the second Friday of each month, beginning with November 9<sup>th</sup> as the next due date of the schedule requested.



Excellence Delivered As Promised

# INVOICE

## Gannett Fleming Valuation and Rate Consultants, LLC

Northern Kentucky Water District  
Attn: Lindsey Rehtin, CPA, VP-Finance & Support Services  
2835 Crescent Springs Road  
Erlanger, KY 41018

**ACH/EFT Payment Information:**  
ABA: 031312738  
Account No.: 5003165655  
Account Name: Gannett Fleming

**Check Payment Information:**  
Gannett Fleming Valuation and Rate Consultants, LLC  
PO Box 829160  
Philadelphia, PA 19182-9160

**Project:** 062516  
**Invoice No:** 062516\*3191  
**Invoice Date:** March 19, 2018

**Federal EIN:** 46-4413705  
**Send Remit Info:** AccountsReceivable@gfnet.com

**Invoice Period: February 3, 2018 through March 2, 2018**

**Project Manager :** Constance E. Heppenstall cheppenstall@gfnet.com **610 650-8101**

Bill Analysis and Cost of Service Allocation and Rate Design Studies

### Summary of Current Charges

Phase 000	- BILL ANALYSIS/COSTALLOC&RATEDESIGN	\$ 2,905.00
	Total Charges	\$ 2,905.00
	<b>Total Due This Invoice .....</b>	<b>\$2,905.00</b>

ENT'D MAY 25 2018

VENDOR # Gan 02 VOUCHER # \_\_\_\_\_  
ACCT # \_\_\_\_\_ AMT \_\_\_\_\_  
ACCT # \_\_\_\_\_ AMT \_\_\_\_\_  
ACCT # 186002000 AMT 2905.00  
ACCT # \_\_\_\_\_ AMT \_\_\_\_\_  
P.O. MATCHED TO INVOICE \_\_\_\_\_  
RR MATCHED TO INVOICE \_\_\_\_\_  
RE-CALCULATE \_\_\_\_\_  
PAID MAY 29 2018



Excellence Delivered As Promised

Project: 062516  
Invoice No: 062516\*3191  
Invoice Date: March 19, 2018

**Gannett Fleming Valuation and Rate Consultants, LLC**

Phase 000 -- Bill Analysis/CostAlloc&RateDesign

**Labor Costs**

<u>Labor Classification</u>	<u>Hours</u>	<u>Rate</u>	<u>Amount</u>
Associate Analyst	12.00	\$ 140.00	\$ 1,680.00
Constance E. Heppenstall	7.00	175.00	1,225.00
			<hr/>
	<b>Total Labor Costs</b>		<b>\$ 2,905.00</b>
	<b>Total Phase -- 000</b>		<hr/> <b>\$ 2,905.00</b>



# INVOICE

*Excellence Delivered As Promised*

## Gannett Fleming Valuation and Rate Consultants, LLC

Northern Kentucky Water District  
Attn: Lindsey Rehtin, CPA, VP-Finance & Support Services  
2835 Crescent Springs Road  
Erlanger, KY 41018

**ACH/EFT Payment Information:**

ABA: 031312738  
Account No.: 5003165655  
Account Name: Gannett Fleming

**Check Payment Information:**

Gannett Fleming Valuation and Rate Consultants, LLC  
PO Box 829160  
Philadelphia, PA 19182-9160

Project: 062516  
Invoice No: 062516\*3250  
Invoice Date: April 13, 2018

Federal EIN: 46-4413705  
Send Remit Info: AccountsReivable@gfnet.com

**Invoice Period: March 3, 2018 through March 30, 2018**

**Project Manager : Constance E. Heppenstall cheppenstall@gfnet.com 610 650-8101**

Bill Analysis and Cost of Service Allocation and Rate Design Studies

### Summary of Current Charges

Phase 000	- BILL ANALYSIS/COSTALLOC & RATE DESIGN	\$	1,102.50
	Total Charges		\$ 1,102.50
	<b>Total Due This Invoice .....</b>		<b>\$1,102.50</b>

ENT'D MAY 25 2018

VENDOR # Gannett Fleming VOUCHER # \_\_\_\_\_  
 ACCT # \_\_\_\_\_ AMT \_\_\_\_\_  
 ACCT # \_\_\_\_\_ AMT \_\_\_\_\_  
 ACCT # 100000 AMT 1102.50  
 ACCT # \_\_\_\_\_ AMT \_\_\_\_\_  
 P.O. MATCHED TO INVOICE JK  
 RR MATCHED TO INVOICE \_\_\_\_\_  
 RE-CALCULATED \_\_\_\_\_  
 PAID MAY 29 2018



*Excellence Delivered As Promised*

Project: 062516  
Invoice No: 062516\*3250  
Invoice Date: April 13, 2018

**Gannett Fleming Valuation and Rate Consultants, LLC**

---

Phase 000 -- Bill Analysis/CostAlloc&RateDesign

**Labor Costs**

<u>Labor Classification</u>	<u>Hours</u>	<u>Rate</u>	<u>Amount</u>
Constance E. Heppenstall	6.00	\$ 175.00	\$ 1,050.00
Support Staff	0.50	105.00	52.50
			<hr/>
	<b>Total Labor Costs</b>		<b>\$ 1,102.50</b>
	<b>Total Phase -- 000</b>		<hr/> <b>\$ 1,102.50</b>



# INVOICE

Excellence Delivered As Promised

## Gannett Fleming Valuation and Rate Consultants, LLC

Northern Kentucky Water District  
Attn: Lindsey Rehtin, CPA, VP-Finance & Support Services  
2835 Crescent Springs Road  
Erlanger, KY 41018

**ACH/EFT Payment Information:**

ABA: 031312738  
Account No.: 5003165655  
Account Name: Gannett Fleming

**Check Payment Information:**

Gannett Fleming Valuation and Rate Consultants, LLC  
PO Box 829160  
Philadelphia, PA 19182-9160

**Project:** 062516  
**Invoice No:** 062516\*3354  
**Invoice Date:** May 23, 2018

**Federal EIN:** 46-4413705  
**Send Remit Info:** AccountsReceivable@gfnet.com

**Invoice Period:** March 31, 2018 through April 27, 2018

**Project Manager :** Constance E. Heppenstall cheppenstall@gfnet.com **610 650-8101**

Bill Analysis and Cost of Service Allocation and Rate Design Studies

### Summary of Current Charges

Phase 000	- BILL ANALYSIS/COST ALLOC & RATE DESIGN	\$	2,152.50
	Total Charges		<u>\$ 2,152.50</u>
	<b>Total Due This Invoice .....</b>		<b>\$2,152.50</b>

ENT'D MAY 25 2018

VENDOR # Gan VOUCHER # \_\_\_\_\_  
ACCT # \_\_\_\_\_ AMT \_\_\_\_\_  
ACCT # \_\_\_\_\_ AMT \_\_\_\_\_  
ACCT # 1861012100 AMT 2152.50  
ACCT # \_\_\_\_\_ AMT \_\_\_\_\_  
P.O. MATCHED TO INVOICE \_\_\_\_\_  
RR MATCHED TO INVOICE \_\_\_\_\_  
RE-CALCULATE INVOICE \_\_\_\_\_  
PAID MAY 29 2018





Excellence Delivered As Promised

Project: 062516  
Invoice No: 062516\*3354  
Invoice Date: May 23, 2018

**Gannett Fleming Valuation and Rate Consultants, LLC**

Phase 000 -- Bill Analysis/CostAlloc&RateDesign

<b>Labor Costs</b>			
<u>Labor Classification</u>	<u>Hours</u>	<u>Rate</u>	<u>Amount</u>
Constance E. Heppenstall	12.00	\$ 175.00	\$ 2,100.00
Support Staff	0.50	105.00	52.50
			<hr/>
	<b>Total Labor Costs</b>		<b>\$ 2,152.50</b>
	<b>Total Phase -- 000</b>		<b>\$ 2,152.50</b>



Excellence Delivered As Promised

# INVOICE

## Gannett Fleming Valuation and Rate Consultants, LLC

Northern Kentucky Water District  
Attn: Lindsey Rehtin, CPA, VP-Finance & Support Services  
2835 Crescent Springs Road  
Erlanger, KY 41018

ACH/EFT Payment Information:  
ABA: 031312738  
Account No.: 5003165655  
Account Name: Gannett Fleming

Check Payment Information:  
Gannett Fleming Valuation and Rate Consultants, LLC  
PO Box 829160  
Philadelphia, PA 19182-9160

Project: 062516  
Invoice No: 062516\*3493  
Invoice Date: July 23, 2018

Federal EIN: 46-4413705  
Send Remit Info: AccountsReivable@gfnet.com

Invoice Period: May 26, 2018 through June 29, 2018

Project Manager : Constance E. Heppenstall cheppenstall@gfnet.com

610 650-8101

Bill Analysis and Cost of Service Allocation and Rate Design Studies

### Summary of Current Charges

Phase 000	- BILL ANALYSIS/COST ALLOC & RATE DESIGN	\$	402.50
	Total Charges		<u>\$ 402.50</u>
	<b>Total Due This Invoice .....</b>		<b>\$402.50</b>

ENT'D JUL 26 2018

VENDOR # Gan 002 VOUCHER # \_\_\_\_\_  
 ACCT # \_\_\_\_\_ AMT \_\_\_\_\_  
 ACCT # \_\_\_\_\_ AMT \_\_\_\_\_  
 ACCT # 186 002 000 AMT 402.50  
 ACCT # \_\_\_\_\_ AMT \_\_\_\_\_  
 E.S. MATCHED TO INVOICE \_\_\_\_\_  
 R.R. MATCHED TO INVOICE \_\_\_\_\_  
 RE-CALCULATE INVOICE \_\_\_\_\_

PAID JUL 27 2018



**Gannett Fleming Valuation and Rate Consultants, LLC**

---

Phase 000 -- Bill Analysis/CostAlloc&RateDesign

**Labor Costs**

<u>Labor Classification</u>	<u>Hours</u>	<u>Rate</u>	<u>Amount</u>
Constance E. Heppenstall	2.00	\$ 175.00	\$ 350.00
Support Staff	0.50	105.00	52.50
			<hr/>
	<b>Total Labor Costs</b>		<b>\$ 402.50</b>
	<b>Total Phase -- 000</b>		<hr/> <b>\$ 402.50</b>



Excellence Delivered As Promised

# INVOICE

## Gannett Fleming Valuation and Rate Consultants, LLC

Northern Kentucky Water District  
Attn: Lindsey Rehtin, CPA, VP-Finance & Support Services  
2835 Crescent Springs Road  
Erlanger, KY 41018

ACH/EFT Payment Information:  
ABA: 031312738  
Account No.: 5003165655  
Account Name: Gannett Fleming

Check Payment Information:  
Gannett Fleming Valuation and Rate Consultants, LLC  
PO Box 829160  
Philadelphia, PA 19182-9160

Project: 062516  
Invoice No: 062516\*3665  
Invoice Date: August 20, 2018

Federal EIN: 46-4413705  
Send Remit Info: AccountsReceivable@gfnet.com

Invoice Period: June 30, 2018 through August 3, 2018

Project Manager : Constance E. Heppenstall cheppenstall@gfnet.com 610 650-8101

Bill Analysis and Cost of Service Allocation and Rate Design Studies

### Summary of Current Charges

Phase 000	- BILL ANALYSIS/COST ALLOC & RATE DESIGN	\$	1,347.50
	Total Charges		\$ 1,347.50
	<b>Total Due This Invoice .....</b>		<b>\$1,347.50</b>

ENT'D AUG 22 2018

VENDOR # Gan VOUCHER # \_\_\_\_\_  
 ACCT # \_\_\_\_\_ AMT \_\_\_\_\_  
 ACCT # \_\_\_\_\_ AMT \_\_\_\_\_  
 ACCT # 186 AMT 1347.50  
 ACCT # \_\_\_\_\_ AMT \_\_\_\_\_  
 P.O. MATCHED TO INVOICE \_\_\_\_\_  
 RR MATCHED TO INVOICE \_\_\_\_\_  
 RE-CALCULATE INVOICE \_\_\_\_\_

PAID AUG 28 2018



*Excellence Delivered As Promised*

Project: 062516  
Invoice No: 062516\*3665  
Invoice Date: August 20, 2018

**Gannett Fleming Valuation and Rate Consultants, LLC**

---

Phase 000 -- Bill Analysis/CostAlloc&RateDesign

**Labor Costs**

<u>Labor Classification</u>	<u>Hours</u>	<u>Rate</u>	<u>Amount</u>
Associate Analyst	8.00	\$ 140.00	\$ 1,120.00
Constance E. Heppenstall	1.00	175.00	175.00
Support Staff	0.50	105.00	52.50
<b>Total Labor Costs</b>			<b>\$ 1,347.50</b>
<b>Total Phase -- 000</b>			<b>\$ 1,347.50</b>



Excellence Delivered As Promised

# INVOICE

## Gannett Fleming Valuation and Rate Consultants, LLC

Northern Kentucky Water District  
Attn: Lindsey Rehtin, CPA, VP-Finance & Support Services  
2835 Crescent Springs Road  
Erlanger, KY 41018

**ACH/EFT Payment Information:**  
ABA: 031312738  
Account No.: 5003165655  
Account Name: Gannett Fleming

**Check Payment Information:**  
Gannett Fleming Valuation and Rate Consultants, LLC  
PO Box 829160  
Philadelphia, PA 19182-9160

**Project:** 062516  
**Invoice No:** 062516\*3760  
**Invoice Date:** September 21, 2018

**Federal EIN:** 46-4413705  
**Send Remit Info:** AccountsReceivable@gfnet.com

**Invoice Period:** August 4, 2018 through August 31, 2018

**Project Manager :** Constance E. Heppenstall cheppenstall@gfnet.com **610 650-8101**

Bill Analysis and Cost of Service Allocation and Rate Design Studies

### Summary of Current Charges

Phase 000	- BILL ANALYSIS/COST ALLOC & RATE DESIGN	\$	3,377.50
	Total Charges		<u>\$ 3,377.50</u>
	<b>Total Due This Invoice .....</b>		<b>\$3,377.50</b>

ENT'D OCT 01 2018

VENDOR # Gannett Fleming VOUCHER # \_\_\_\_\_  
ACCT # \_\_\_\_\_ AMT \_\_\_\_\_  
ACCT # \_\_\_\_\_ AMT \_\_\_\_\_  
ACCT # 1860012000 AMT 3377.50  
ACCT # \_\_\_\_\_ AMT \_\_\_\_\_  
P.O. MATCHED TO INVOICE \_\_\_\_\_  
RR MATCHED TO INVOICE \_\_\_\_\_  
RE-CALCULATE INVOICE \_\_\_\_\_

PAID OCT 02 2018



Excellence Delivered As Promised

Project: 062516  
Invoice No: 062516\*3760  
Invoice Date: September 21, 2018

**Gannett Fleming Valuation and Rate Consultants, LLC**

---

Phase 000 -- Bill Analysis/CostAlloc&RateDesign

**Labor Costs**

<u>Labor Classification</u>	<u>Hours</u>	<u>Rate</u>	<u>Amount</u>
Associate Analyst	2.50	\$ 140.00	\$ 350.00
Constance E. Heppenstall	17.00	175.00	2,975.00
Support Staff	0.50	105.00	52.50
			<hr/>
	<b>Total Labor Costs</b>		<b>\$ 3,377.50</b>
	<b>Total Phase -- 000</b>		<b>\$ 3,377.50</b>

- Q17. For each debt of Northern Kentucky District that is currently outstanding or was outstanding during the test period, provide a description of the use of the borrowed funds and a current amortization schedule that includes the entire life of the loan or bond and that details the payment amounts, principal retirements, interest payments, interest rates, and outstanding balances.

A17.

	<b>Description of the Use of Borrowed Funds</b>	<b>Current Amortization Schedule that Includes Entire Life of Loan/Bond &amp; Details Pmt. Amounts, Prin. Retirements, Int. Pmts. &amp; Outstanding Balances</b>	
<b>Series</b>	<b>Case No. Reference</b>	<b>Int. Pmts. &amp; Outstanding Balances</b>	<b>Case No. Reference/Interest Rate</b>
USDA 2000	See PSC Case No. 2000-00329	See PSC Case 2018-00291 Rate Application, Exhibit D	See PSC Case No. 2000-00329
Bond 2011	See PSC Case No. 2010-00094	See PSC Case 2018-00291 Rate Application, Exhibit D	See PSC Case No. 2010-00094
Bond 2012	Refinance of Prior Bond Issues; See PSC Case No. 2012-00113	See PSC Case 2018-00291 Rate Application, Exhibit D	See PSC Case No. 2012-00113
Bond 2013A	See PSC Case No. 2012-00072	See PSC Case 2018-00291 Rate Application, Exhibit D	See PSC Case No. 2012-00072
Bond 2013B	Refinance of Prior Bond Issues; See PSC Case No. 2013-00202	See PSC Case 2018-00291 Rate Application, Exhibit D	See PSC Case No. 2013-00202
Bond 2014A	See PSC Case No. 2014-00150	See PSC Case 2018-00291 Rate Application, Exhibit D	See PSC Case No. 2014-00150
Bond 2014B	Refinance Prior Bond Issues; See PSC Case No. 2014-00282	See PSC Case 2018-00291 Rate Application, Exhibit D	See PSC Case No. 2014-00282
Bond 2016A	Refinance Prior Bond Issues; See PSC Case No. 2016-00272	See PSC Case 2018-00291 Rate Application, Exhibit D	See PSC Case No. 2016-00272
Bond 2018	See PSC Case No. 2018-00291	See PSC Case 2018-00291 Rate Application, Exhibit D	Pending PSC Approval
KIA F-08-07	See PSC Case No. 2008-00188	See PSC Case 2018-00291 Rate Application, Exhibit D	1% + Administration Service Fee 0.25%
KIA F-09-02	See PSC Case No. 2010-00093	See PSC Case 2018-00291 Rate Application, Exhibit D	2% + Administration Service Fee 0.25%
KIA F-13-012	See PSC Case No. 2014-00151	See PSC Case 2018-00291 Rate Application, Exhibit D	1.75% + Administration Service Fee 0.25%
KIA F-14-015	See PSC Case No. 2015-00108	See PSC Case 2018-00291 Rate Application, Exhibit D	1.75% + Administration Service Fee 0.25%
KIA F-15-011	See PSC Case No. 2015-00295	See PSC Case 2018-00291 Rate Application, Exhibit D	1.75% + Administration Service Fee 0.25%
KIA F-16-027	See PSC Case No. 2018-00316	See PSC Case 2018-00291 Rate Application, Exhibit D	1.75% + Administration Service Fee 0.25%
KIA B-15-003	See PSC Case No. 2016-00147	See PSC Case 2018-00291 Rate Application, Exhibit D	0.75% + Administration Service Fee 0.20%



Q18. Complete the following table:

A18.

Table 1: Sub-District Surcharge Detail					
Title	Original Surcharge	8/31/2018 Customer Level	2016 Surcharge	2017 Surcharge	Annual Collections
Sub-District A	\$ 24.34	-	\$ 7.71	\$7.58 (Jan-Mar); \$1.23 (Apr); \$0 (May-Dec)	\$ 16,071
Sub-District B	\$ 24.00	307	\$ 13.21	\$ 13.12	\$ 47,676
Sub-District C	\$ 22.65	1,188	\$ 12.20	\$ 11.85	\$ 163,847
Sub-District D	\$ 30.00	170	\$ 30.00	\$ 30.00	\$ 60,158
Sub-District E	\$ 30.00	198	\$ 30.00	\$ 30.00	\$ 70,024
Sub-District F	\$ 30.00	83	\$ 20.65	\$ 19.22	\$ 17,268
Sub-District G	\$ 30.00	163	\$ 24.46	\$ 23.47	\$ 43,433
Sub-District H	\$ 30.00	99	\$ 30.00	\$ 30.00	\$ 31,225
Sub-District I	\$ 30.00	24	\$ 30.00	\$ 30.00	\$ 7,924
Sub-District K	\$ 30.00	102	\$ 8.00	\$ 7.41	\$ 8,722
Sub-District M	\$ 30.00	62	\$ 30.00	\$ 30.00	\$ 18,753
Sub-District R	\$ 27.50	222	\$ 19.00	\$ 19.62	\$ 51,337
Sub-District RF	\$ 30.00	30	\$ 23.00	\$ 23.77	\$ 8,537
Sub-District RL	\$ 62.00	89	\$ 24.29	\$ 24.84	\$ 26,482
Total		2,737			\$ 571,457

Q19. Complete the Statement of Disclosure of Related Party Transactions Form that is attached to this request as Appendix B.

A19. See attached signed Statement of Disclosure of Related Party Transactions Form. Note that HVAC preventative maintenance services were competitively bid on May 23, 2017. Greater Comfort was the low bidder out of eight (8) bidding contractors, and an agreement was executed on July 1, 2017 for a one year period with the option to renew for two additional, one year terms. The President of Greater Comfort Heating & Air is a sibling of an administrative assistant of the District. The District employee was not a part of the procurement process.

Appendix B

**STATEMENT OF DISCLOSURE OF RELATED PARTY TRANSACTIONS**


We swear or affirm that the information set forth below represents all transactions occurring within the past five years between Northern Kentucky Water District and related parties. For the purpose of this statement, "related party transactions" include all payments made directly to or on behalf of: 1) current employees other than their regular wages and benefits; 2) current members of Northern Kentucky Water District's Board of Commissioners other than their salaries and benefits; 3) former employees and board members; 4) family members<sup>1</sup> of any current or former employee or commissioner of Northern Kentucky Water District; or 5) a business enterprise in which a current or former employee, current or former commissioner; a family member of a current or former employee or commissioner.

Name of Related Party (Individual or Business)	Type of Service Provided By Related Party	Amount of Compensation
Greater Comfort Heating & Air	HVAC maintenance, inspection, and repairs (publicly bid)	\$79,037.33


Check this box if Northern Kentucky Water District has no related party transactions.

Check box if additional transactions are listed on the supplemental page.

Clyde Cunningham  
Chairman (Print Name)

  
(Signature)

Row Louian  
President (Print Name)

  
(Signature)

<sup>1</sup> "Family Member" means any person who is the spouse, parent, sibling, child, mother-in-law, father-in-law, son-in-law, daughter-in-law, grandparent, or grandchild of a commissioner or water district employee; or is a dependent for tax purposes of the commissioner, water district employee, or the commissioner's or employee's spouse; or who is a member of the commissioner's or water district employee's household.

Appendix B

COMMONWEALTH OF KENTUCKY

COUNTY OF KENTON

Subscribed and sworn to before me by CLYDE CUNNINGHAM  
(Name of Chairman of Board of Commissioners)

this 10TH day of OCTOBER, 2018.

*Colleen Kelly Medert*

NOTARY PUBLIC #577360  
State at-Large



COMMONWEALTH OF KENTUCKY

COUNTY OF KENTON

Subscribed and sworn to before me by RON LOVAN  
(Name of President)

this 5TH day of OCTOBER, 2018.

*Colleen Kelly Medert*

NOTARY PUBLIC #577360  
State at-Large





Q20. Provide an electronic version of the cost-of-service study filed with Northern Kentucky District's application in Microsoft Excel spreadsheet format with all formulas intact and unprotected and with all columns and rows accessible.

A20. Refer to files:  
- NKWD\_PSCDR1\_Q20\_COS\_Excel  
- NKWD\_PSCDR1\_Q20\_Rev\_Excel

NORTHERN KENTUCKY WATER DISTRICT

COMPARISON OF COST OF SERVICE WITH REVENUES UNDER PRESENT AND PROPOSED RATES - STEP 2  
FOR THE TEST YEAR ENDED JUNE 30, 2018

Customer Classification	Cost of Service		Revenues, Present Rates		Revenues, Step 2 Rates		Step 2 Increase	
	Amount (Schedule B)	Percent	Amount	Percent	Amount	Percent	Amount	Percent Increase
	(1)	(2)	(3)	(4)	(5)	(6)	(7)	(8)
Residential	\$ 36,627,836	61.2%	\$ 33,270,968	62.0%	\$ 36,993,616	61.8%	\$ 3,722,648	11.2%
Commercial/Multi-Family	13,978,222	23.4%	12,413,183	23.2%	13,909,465	23.3%	1,496,282	12.1%
Industrial	4,747,060	7.9%	4,012,843	7.5%	4,525,744	7.6%	512,901	12.8%
Public Authority	2,690,820	4.5%	2,357,052	4.4%	2,658,414	4.4%	301,362	12.8%
Wholesale	1,776,293	3.0%	1,555,163	2.9%	1,735,810	2.9%	180,647	11.6%
Total Sales	59,820,232	<u>100.0%</u>	53,609,209	<u>100.0%</u>	59,823,048	<u>100.0%</u>	6,213,839	11.6%
Bulk Water Sales	66,563		63,224		66,563		3,339	5.3%
Total Sales with Bulk Water	59,886,794		53,672,433		59,889,611		\$ 6,217,178	11.6%
Other Revenues	3,609,595		3,546,371		3,609,595		63,224	1.8%
Total	<u>\$ 63,496,389</u>		<u>\$ 57,155,580</u>		<u>\$ 63,499,206</u>		\$ 6,217,178	10.9%

NORTHERN KENTUCKY WATER DISTRICT

COST OF SERVICE FOR THE TWELVE MONTHS ENDED JUNE 30, 2018, ALLOCATED TO CUSTOMER CLASSIFICATIONS

Account No.	Account (1)	Factor Ref. (2)	Cost of Service (3)	Residential (4)	Commercial (5)	Industrial (6)	Public Authorities (7)	Wholesale Customers (8)	Fire Protection (9)
<b>OPERATION AND MAINTENANCE EXPENSES</b>									
<b>Source of Supply Operations</b>									
615.1	Purchased Power	1	722,570	352,108	198,418	83,168	43,354	40,897	4,624
620.1	General Expense	2	0	-	-	-	-	-	-
635.1	Contractual Service	2	2,692	1,376	717	292	152	144	11
	<b>Total Operations</b>		<b>725,262</b>	<b>353,485</b>	<b>199,134</b>	<b>83,460</b>	<b>43,507</b>	<b>41,041</b>	<b>4,635</b>
<b>Maintenance</b>									
620.2	Materials and Supplies	2	0	-	-	-	-	-	-
635.2	Contractual Service	2	0	-	-	-	-	-	-
	<b>Total Maintenance</b>		<b>0</b>	<b>0</b>	<b>0</b>	<b>0</b>	<b>0</b>	<b>0</b>	<b>0</b>
	<b>Total Source of Supply</b>		<b>725,262</b>	<b>353,485</b>	<b>199,134</b>	<b>83,460</b>	<b>43,507</b>	<b>41,041</b>	<b>4,635</b>
<b>Water Treatment Operations</b>									
601.3	Labor	2	998,231	510,395	265,729	108,308	56,500	53,306	3,993
601.3	Labor - Lab	2	564,416	288,586	150,248	61,239	31,946	30,140	2,258
615.3	Purchased Power	1	424,845	207,027	116,662	48,900	25,491	24,046	2,719
616.3	Gas	1	74,607	36,356	20,487	8,587	4,476	4,223	477
618.3	Chemicals	1	2,362,037	1,151,020	648,615	271,870	141,722	133,691	15,117
620.3	Materials and Supplies	2	252,161	128,930	67,125	27,359	14,272	13,465	1,009
631.3	Contractual Services - Engineering	2	0	-	-	-	-	-	-
633.3	Contractual Services	2	0	-	-	-	-	-	-
635.3	Contractual Services - Sludge	1	92,680	45,163	25,450	10,667	5,561	5,246	593
635.3	Contractual Services - Laboratory	2	101,513	51,904	27,023	11,014	5,746	5,421	406
635.3	Contractual Services - Other	2	151,233	77,325	40,258	16,409	8,560	8,076	605
650.3	Transportation Expense	2	44,151	22,574	11,753	4,790	2,499	2,358	177
	<b>Total Operations</b>		<b>5,065,873</b>	<b>2,519,281</b>	<b>1,373,350</b>	<b>569,145</b>	<b>296,773</b>	<b>279,971</b>	<b>27,353</b>
<b>Maintenance</b>									
601.4	Labor	2	777,876	397,728	207,071	84,400	44,028	41,539	3,112
620.4	Materials and Supplies	2	185,119	94,651	49,279	20,085	10,478	9,885	740
635.4	Contractual Services - Other	2	275,473	140,849	73,331	29,889	15,592	14,710	1,102
650.4	Transportation Expense	2	0	-	-	-	-	-	-
	<b>Total Maintenance</b>		<b>1,238,468</b>	<b>633,229</b>	<b>329,680</b>	<b>134,374</b>	<b>70,097</b>	<b>66,134</b>	<b>4,954</b>
	<b>Total Water Treatment</b>		<b>6,304,341</b>	<b>3,152,510</b>	<b>1,703,031</b>	<b>703,519</b>	<b>366,870</b>	<b>346,105</b>	<b>32,307</b>
<b>Transmission and Distribution Operations</b>									
601.5	Labor	6	1,218,217	543,569	264,597	95,021	49,581	14,131	251,318
615.5	Purchased Power	1	1,061,310	517,176	291,436	122,157	63,679	60,070	6,792
616.5	Gas	6	3,545	1,582	770	277	144	41	731
620.5	Materials and Supplies	6	140,444	62,666	30,504	10,955	5,716	1,629	28,974



NORTHERN KENTUCKY WATER DISTRICT

COST OF SERVICE FOR THE TWELVE MONTHS ENDED JUNE 30, 2018, ALLOCATED TO CUSTOMER CLASSIFICATIONS

Account No.	Account	Factor Ref.	Cost of Service	Residential	Commercial	Industrial	Public Authorities	Wholesale Customers	Fire Protection
(1)	(2)	(3)	(4)	(5)	(6)	(7)	(8)	(9)	
631.5	Contractual Services - Engineering	6	6,125	2,733	1,330	478	249	71	1,264
633.5	Contractual Services	6	14,919	6,657	3,240	1,164	607	173	3,078
635.5	Contractual Services - Other	6	68,415	30,527	14,860	5,336	2,784	794	14,114
650.5	Transportation Expense	6	34,681	15,475	7,533	2,705	1,412	402	7,155
	<b>Total Operations</b>		<b>2,547,656</b>	<b>1,180,384</b>	<b>614,270</b>	<b>238,092</b>	<b>124,173</b>	<b>77,312</b>	<b>313,426</b>
	<b>Maintenance</b>								
601.6	Labor	11	699,490	323,095	134,792	45,047	24,552	8,534	163,471
601.6	Labor - Mains	6	1,714,103	764,833	372,303	133,700	69,764	19,884	353,619
601.6	Labor - Services	9	63,050	53,668	7,969	347	1,034	32	-
601.6	Labor - Hydrants	7	35,015	-	-	-	-	-	35,015
620.6	Materials and Supplies - Mains	6	599,185	267,356	130,143	46,736	24,387	6,951	123,612
620.6	Materials and Supplies - Services	9	283,512	241,325	35,836	1,559	4,650	142	-
620.6	Materials and Supplies - Meters	8	0	-	-	-	-	-	-
620.6	Materials and Supplies - Hydrants	7	170,194	-	-	-	-	-	170,194
620.6	Materials and Supplies - Storage Facilities	5	0	-	-	-	-	-	-
620.6	Materials and Supplies	11	55,053	25,429	10,609	3,545	1,932	672	12,866
631.6	Contractual Services - Engineering	11	2,895	1,337	558	186	102	35	677
635.6	Contractual Services - Other	11	227,296	104,988	43,800	14,638	7,978	2,773	53,119
635.6	Water Tower Painting Write-off	5	452,732	181,862	86,336	29,382	15,348	14,442	125,361
635.6	Contractual Services - Water Towers	5	5,116	2,055	976	332	173	163	1,417
635.6	Contractual Services - Mains	6	492,793	219,884	107,035	38,438	20,057	5,716	101,663
635.6	Contractual Services - Services	9	82,613	70,320	10,442	454	1,355	41	-
642.6	Rental	11	8,031	3,710	1,548	517	282	98	1,877
650.6	Transportation Expense	11	334,826	154,656	64,521	21,563	11,752	4,085	78,249
	<b>Total Maintenance</b>		<b>5,225,904</b>	<b>2,414,519</b>	<b>1,006,867</b>	<b>336,446</b>	<b>183,365</b>	<b>63,567</b>	<b>1,221,140</b>
	<b>Total Transmission and Distribution</b>		<b>7,773,560</b>	<b>3,594,903</b>	<b>1,621,137</b>	<b>574,538</b>	<b>307,538</b>	<b>140,879</b>	<b>1,534,565</b>
	<b>Customer Accounting</b>								
601.7	Labor - Meter Reading	12	47,718	44,216	3,160	60	273	9	-
601.7	Labor - Meter Shop	8	301,182	246,397	45,629	2,620	6,234	301	-
601.7	Labor Field Service	8	521,933	426,993	79,073	4,541	10,804	522	-
601.7	Labor - Account Service	12	583,018	540,230	38,613	729	3,335	111	-
620.7	Materials and Supplies	12	114,959	106,522	7,614	144	658	22	-
620.7	Postage	12	162,668	150,730	10,774	203	930	31	-
633.7	Contractual Services - Customer Service	12	0	-	-	-	-	-	-
633.7	Legal Fees	12	4,337	4,019	287	5	25	1	-
635.7	Contractual Services - Meter Reading	12	16,168	14,981	1,071	20	92	3	-
635.7	Contractual Services - Bill Printing/Mailing	12	30,783	28,524	2,039	38	176	6	-
635.7	Contractual Services - Collections	12	22,840	21,164	1,513	29	131	4	-
635.7	Contractual Services - Credit Card Processing	12	216,065	200,208	14,310	270	1,236	41	-
635.7	Contractual Services - Lock Box Processing	12	40,830	37,833	2,704	51	234	8	-
635.7	Contractual Services - Other	12	66,538	61,655	4,407	83	381	13	-
650.7	Transportation Expense	12	103,028	95,467	6,824	129	589	20	-
	<b>Total Customer Accounting</b>		<b>2,232,067</b>	<b>1,978,939</b>	<b>218,017</b>	<b>8,922</b>	<b>25,098</b>	<b>1,091</b>	<b>0</b>

NORTHERN KENTUCKY WATER DISTRICT

COST OF SERVICE FOR THE TWELVE MONTHS ENDED JUNE 30, 2018, ALLOCATED TO CUSTOMER CLASSIFICATIONS

Account No.	Account	Factor Ref.	Cost of Service	Residential	Commercial	Industrial	Public Authorities	Wholesale Customers	Fire Protection
	(1)	(2)	(3)	(4)	(5)	(6)	(7)	(8)	(9)
	<b>Administrative and General</b>								
601.8	Labor	14	1,516,605	835,195	300,895	101,764	56,569	32,152	190,031
604.0	Employee Benefits	16	5,290,880	2,912,101	1,094,154	373,007	207,403	117,458	586,759
615.8	Utilities	14	105,242	57,957	20,880	7,062	3,926	2,231	13,187
620.8	Materials and Supplies	14	89,649	49,370	17,786	6,015	3,344	1,901	11,233
631.8	Contractual Services - Engineering	14	0	-	-	-	-	-	-
632.8	Contract Service Accounting/Audit	14	19,200	10,573	3,809	1,288	716	407	2,406
633.8	Legal Fees	14	163,594	90,091	32,457	10,977	6,102	3,468	20,498
634.8	Contractual Fees	14	5,470	3,012	1,085	367	204	116	685
635.8	Contractual Services - HR/Infor Systems	16	268,617	147,847	55,550	18,937	10,530	5,963	29,790
635.8	Contractual Services	14	789,513	434,785	156,639	52,976	29,449	16,738	98,926
642.8	Rental Expense	14	0	-	-	-	-	-	-
650.8	Transportation Expense	14	4,559	2,511	905	306	170	97	571
656.0	Vehicle Insurance	14	56,669	31,208	11,243	3,802	2,114	1,201	7,101
657.0	General Liability Insurance	14	396,543	218,376	78,674	26,608	14,791	8,407	49,687
658.0	Workers Comp Insurance	16	57,158	31,460	11,820	4,030	2,241	1,269	6,339
659.0	Other Insurance	14	49,688	27,363	9,858	3,334	1,853	1,053	6,226
660.0	Advertising Expense	14	12,718	7,004	2,523	853	474	270	1,594
667.0	PSC Expense- Rate Case Expense	19	23,090	12,021	4,981	1,796	979	679	2,635
670.0	Bad Debt Expense	12	331,191	306,885	21,935	414	1,894	63	-
	Deposit Interest Expense	12	14,475	13,413	959	18	83	3	-
675.0	Miscellaneous Expense	14	77,279	42,558	15,332	5,185	2,883	1,638	9,683
	<b>Total Administrative and General</b>		<b>9,272,141</b>	<b>5,233,727</b>	<b>1,841,485</b>	<b>618,742</b>	<b>345,724</b>	<b>195,113</b>	<b>1,037,349</b>
	<b>Total Operation &amp; Maintenance Expenses</b>		<b>26,307,371</b>	<b>14,313,564</b>	<b>5,582,804</b>	<b>1,989,181</b>	<b>1,088,737</b>	<b>724,229</b>	<b>2,608,857</b>

NORTHERN KENTUCKY WATER DISTRICT

COST OF SERVICE FOR THE TWELVE MONTHS ENDED JUNE 30, 2018, ALLOCATED TO CUSTOMER CLASSIFICATIONS

Account No.	Account	Factor Ref.	Cost of Service	Residential	Commercial	Industrial	Public Authorities	Wholesale Customers	Fire Protection
(1)	(2)	(3)	(4)	(5)	(6)	(7)	(8)	(9)	
<b>DEPRECIATION EXPENSE</b>									
304.1	Power and Pumping Structures - Intake	2	448,692	229,416	119,442	48,683	25,396	23,960	1,795
304.2	Water Treatment Plant	2	2,241,564	1,146,112	596,704	243,210	126,873	119,700	8,966
304.3	Pumping Structures	3	293,442	127,295	66,318	27,055	14,085	13,293	45,396
304.4	Office Buildings	14	216,174	119,047	42,889	14,505	8,063	4,583	27,087
304.5	Other Structures	14	1,461	805	290	98	54	31	183
304.6	Structures - Water Treatment	2	151,565	77,495	40,346	16,445	8,579	8,094	606
306.0	Lake, River and Other Intakes	2	25,212	12,891	6,711	2,735	1,427	1,346	101
309.0	Supply Mains	2	58,466	29,893	15,564	6,344	3,309	3,122	234
310.1	Back Up Generator ORPS	3	73,914	32,064	16,705	6,815	3,548	3,348	11,435
310.0	Power Generation Equipment	3	65,747	28,521	14,859	6,062	3,156	2,978	10,171
311.1	Pumping Equipment	3	187,070	81,151	42,278	17,248	8,979	8,474	28,940
311.2	Pumping Equipment	3	28,610	12,411	6,466	2,638	1,373	1,296	4,426
311.3	Pumping Equipment	3	145,278	63,022	32,833	13,395	6,973	6,581	22,475
320.1	Purification System	2	948,799	485,121	252,570	102,945	53,702	50,666	3,795
320.2	Purification System - Equipment	2	10,865	5,555	2,892	1,179	615	580	43
330.1	Distribution Reservoirs and Standpipes	5	302,513	121,519	57,689	19,633	10,255	9,650	83,766
330.3	Distribution Reservoirs and Standpipes - Taylor Mill	5	2,069	831	395	134	70	66	573
331.1	Mains and Accessories - 10" and larger	3	1,557,062	675,454	351,896	143,561	74,739	70,535	240,878
331.1	Mains and Accessories - Less than 10"	4	1,838,189	828,104	393,556	134,372	70,219	-	411,938
331.2	Mains and Accessories - 10" and larger	3	49,035	21,271	11,082	4,521	2,354	2,221	7,586
331.2	Mains and Accessories - Less than 10"	4	57,888	26,078	12,394	4,232	2,211	-	12,973
331.3	Mains and Accessories - 10" and larger	3	18,630	8,082	4,210	1,718	894	844	2,882
331.3	Mains and Accessories - Less than 10"	4	21,993	9,908	4,709	1,608	840	-	4,929
333.1	Services	9	773,112	658,073	97,721	4,252	12,679	387	-
333.2	Services - Taylor Mill	9	9,750	8,299	1,232	54	160	5	-
334.1	Meters	8	780,673	638,668	118,272	6,792	16,160	781	-
334.2	Meters	8	162	133	25	1	3	0	-
335.1	Fire Hydrants	7	242,803	-	-	-	-	-	242,803
335.3	Fire Hydrants - Taylor Mill	7	4,167	-	-	-	-	-	4,167
339.1	Miscellaneous Equipment	14	21,411	11,791	4,248	1,437	799	454	2,683
339.2	Miscellaneous Equipment	14	0	-	-	-	-	-	-
340.1	Office Furniture and Equipment	14	218,345	120,242	43,320	14,651	8,144	4,629	27,359
340.2	Office Furniture and Equipment	14	1,027	566	204	69	38	22	129
341.1	Transportation Equipment	14	340,266	187,384	67,509	22,832	12,692	7,214	42,635
343.1	Tools, Shop and Garage Equipment	14	21,638	11,916	4,293	1,452	807	459	2,711
344.1	Laboratory Equipment	2	35,625	18,215	9,483	3,865	2,016	1,902	143
345.1	Power Operated Equipment	14	35,157	19,361	6,975	2,359	1,311	745	4,405
346.1	Communication Equipment	14	317,409	174,797	62,974	21,298	11,839	6,729	39,771
346.2	Communication Equipment	14	0	-	-	-	-	-	-
347.1	Miscellaneous Equipment	14	234	129	46	16	9	5	29
<b>Total Depreciation Expense</b>			<b>11,546,013</b>	<b>5,991,620</b>	<b>2,509,099</b>	<b>898,211</b>	<b>494,374</b>	<b>354,700</b>	<b>1,298,010</b>

NORTHERN KENTUCKY WATER DISTRICT

COST OF SERVICE FOR THE TWELVE MONTHS ENDED JUNE 30, 2018, ALLOCATED TO CUSTOMER CLASSIFICATIONS

Account No.	Account (1)	Factor Ref. (2)	Cost of Service (3)	Residential (4)	Commercial (5)	Industrial (6)	Public Authorities (7)	Wholesale Customers (8)	Fire Protection (9)
	Amort of Acq. Adj.	18	201,120	99,595	44,025	16,150	8,729	6,235	26,387
	Amortization of Sludge Removal	1	281,961	137,399	77,426	32,454	16,918	15,959	1,805
	Debt Service	18	20,291,603	10,048,402	4,441,832	1,629,416	880,656	629,040	2,662,258
	Debt Service Coverage	18	4,058,321	2,009,680	888,366	325,883	176,131	125,808	532,452
	Total Debt Service Requirements		24,349,923	12,058,082	5,330,198	1,955,299	1,056,787	754,848	3,194,710
	<b>Taxes Other Than Income</b>								
	Utility Reg Assessment Fee	19	105,017	54,672	22,652	8,170	4,453	3,087	11,982
	Employment Taxes	16	704,984	388,023	145,791	49,701	27,635	15,651	78,183
	<b>Total Taxes, Other Than Income</b>		810,001	442,695	168,443	57,872	32,088	18,738	90,165
	<b>Total Cost of Service</b>		63,496,389	33,042,954	13,711,996	4,949,166	2,697,631	1,874,708	7,219,933
	<b>Less: Other Water Revenues</b>								
	Penalties	19	840,036	437,323	181,196	65,355	35,618	24,697	95,848
	Surcharge Revenues	18	558,094	276,368	122,167	44,815	24,221	17,301	73,222
	Turn On Fees	8	375,205	306,955	56,844	3,264	7,767	375	-
	Rent	19	414,392	215,732	89,384	32,240	17,570	12,183	47,282
	Lab Test Fees	2	31,929	16,325	8,499	3,464	1,807	1,705	128
	Material Sold	14	81,410	44,832	16,152	5,463	3,037	1,726	10,201
	Bulk Water Sales	19	66,563	34,652	14,358	5,179	2,822	1,957	7,595
	Interest Earnings	19	1,245,942	648,637	268,750	96,934	52,828	36,631	142,162
	Miscellaneous Revenue	19	62,587	32,583	13,500	4,869	2,654	1,840	7,141
	<b>Total Other Water Revenues</b>		3,676,157	2,013,409	770,849	261,583	148,323	98,415	383,578
	<b>Total Cost of Service Related to Sales of Water</b>		\$ 59,820,232	\$ 31,029,546	\$ 12,941,147	\$ 4,687,583	\$ 2,549,308	\$ 1,776,293	\$ 6,836,355
	Reallocation of Fire Protection	20		5,598,291	1,037,075	59,476	141,513	0	#VALUE!
	<b>Total</b>		\$ 59,820,232	\$ 36,627,836	\$ 13,978,222	\$ 4,747,060	\$ 2,690,820	\$ 1,776,293	\$ -

NORTHERN KENTUCKY WATER DISTRICT

COST OF SERVICE FOR THE TWELVE MONTHS ENDED JUNE 30, 2018, ALLOCATED TO CUSTOMER CLASSIFICATIONS

Account No.	Account	Factor Ref.	Cost of Service	Residential	Commercial	Industrial	Public Authorities	Wholesale Customers	Fire Protection
	(1)	(2)	(3)	(4)	(5)	(6)	(7)	(8)	(9)
<b>RATE BASE</b>									
303.1	Land - Intake	2	29,200	14,930	7,773	3,168	1,653	1,559	117
303.2	Land - Treatment Plant	2	368,719	188,526	98,153	40,006	20,870	19,690	1,475
303.3	Land - Pump Station and Transmission	3	293,659	127,389	66,367	27,075	14,096	13,303	45,429
303.4	Land - CC	2	2,599,548	1,329,149	692,000	282,051	147,134	138,816	10,398
304.1	Power and Pumping Structures - Intake	2	9,180,376	4,693,926	2,443,816	996,071	519,609	490,232	36,722
304.2	Water Treatment Plant	2	53,780,307	27,497,871	14,316,318	5,835,163	3,043,965	2,871,868	215,121
304.3	Pumping Structures	3	4,522,674	1,961,936	1,022,124	416,991	217,088	204,877	699,658
304.4	Office Buildings	14	6,303,496	3,471,335	1,250,614	422,965	235,120	133,634	789,828
304.5	Other Structures	14	13,496	7,432	2,678	906	503	286	1,691
304.6	Structures - Water Treatment	2	2,791,503	1,427,296	743,098	302,878	157,999	149,066	11,166
306.0	Lake, River and Other Intakes	2	373,780	191,114	99,500	40,555	21,156	19,960	1,495
309.0	Supply Mains	2	1,838,658	940,106	489,451	199,494	104,068	98,184	7,355
310.1	Back Up Generator ORPS	3	1,244,221	539,743	281,194	114,717	59,723	56,363	192,481
310.3	Power Generation Equipment	3	1,072,580	465,285	242,403	98,892	51,484	48,588	165,928
311.1	Pumping Equipment	3	1,003,139	435,162	226,709	92,489	48,151	45,442	155,186
311.2	Pumping Equipment	3	268,957	116,674	60,784	24,798	12,910	12,184	41,608
311.3	Pumping Equipment	3	973,373	422,249	219,982	89,745	46,722	44,094	150,581
320.1	Purification System	2	18,630,466	9,525,757	4,959,430	2,021,406	1,054,484	994,867	74,522
320.2	Purification System - Equipment	2	183,067	93,602	48,732	19,863	10,362	9,776	732
330.1	Distribution Reservoirs and Standpipes	5	3,412,087	1,370,636	650,685	221,444	115,670	108,846	944,807
330.3	Distribution Reservoirs and Standpipes - Taylor Mill	5	34,526	13,869	6,584	2,241	1,170	1,101	9,560
331.1	Mains and Accessories - 10" and larger	3	75,041,020	32,552,795	16,959,271	6,918,782	3,601,969	3,399,358	11,608,846
331.1	Mains and Accessories - Less than 10"	4	88,589,639	39,909,632	18,967,042	6,475,903	3,384,124	0	19,852,938
331.2	Mains and Accessories - 10" and larger	3	2,142,850	929,569	484,284	197,571	102,857	97,071	331,499
331.2	Mains and Accessories - Less than 10"	4	2,529,741	1,139,648	541,618	184,924	96,636	0	566,915
331.3	Mains and Accessories - 10" and larger	3	843,985	366,121	190,741	77,815	40,511	38,233	130,564
331.3	Mains and Accessories - Less than 10"	4	996,366	448,863	213,322	72,834	38,061	0	223,286
333.1	Services	9	19,206,546	16,348,612	2,427,707	105,636	314,987	9,603	0
333.2	Services - Taylor Mill	9	251,063	213,704	31,734	1,381	4,117	126	0
334.1	Meters	8	12,028,610	9,840,605	1,822,334	104,649	248,992	12,029	0
334.2	Meters	8	355	290	54	3	7	0	0
335.1	Fire Hydrants	7	7,184,464	0	0	0	0	0	7,184,464
335.3	Fire Hydrants - Taylor Mill	7	95,000	0	0	0	0	0	95,000
339.1	Miscellaneous Equipment	14	67,240	37,029	13,340	4,512	2,508	1,425	8,425
339.2	Miscellaneous Equipment	14	0	0	0	0	0	0	0
340.1	Office Furniture and Equipment	14	484,308	266,709	96,087	32,497	18,065	10,267	60,684
340.2	Office Furniture and Equipment	14	408	225	81	27	15	9	51
341.1	Transportation Equipment	14	825,550	454,631	163,789	55,394	30,793	17,502	103,441
341.2	Transportation Equipment	14	0	0	0	0	0	0	0

NORTHERN KENTUCKY WATER DISTRICT

COST OF SERVICE FOR THE TWELVE MONTHS ENDED JUNE 30, 2018, ALLOCATED TO CUSTOMER CLASSIFICATIONS

Account No.	Account	Factor Ref.	Cost of Service	Residential	Commercial	Industrial	Public Authorities	Wholesale Customers	Fire Protection	
	(1)	(2)	(3)	(4)	(5)	(6)	(7)	(8)	(9)	
342.1	Stores Equipment	14	0	0	0	0	0	0	0	
343.1	Tools, Shop and Garage Equipment	14	241,675	133,091	47,948	16,216	9,014	5,124	30,282	
344.1	Laboratory Equipment	2	326,210	166,791	86,837	35,394	18,464	17,420	1,305	
345.1	Power Operated Equipment	14	236,321	130,142	46,886	15,857	8,815	5,010	29,611	
346.1	Communication Equipment	14	3,822,598	2,105,105	758,403	256,496	142,583	81,039	478,972	
346.2	Communication Equipment	14	0	0	0	0	0	0	0	
347.1	Miscellaneous Equipment	14	3,485	1,919	691	234	130	74	437	
	<b>Total Utility Plant in Service</b>		<b>323,835,267</b>	<b>159,879,466</b>	<b>70,780,566</b>	<b>25,809,044</b>	<b>13,946,587</b>	<b>9,157,025</b>	<b>0</b>	<b>44,262,578</b>
	<b>Construction Work In Progress</b>									
	Mains and Accessories - 10" and larger	3	3,414,602	1,481,254	771,700	314,826	163,901	154,681	528,239	
	Mains and Accessories - Less than 10"	4	8,381,951	3,776,069	1,794,576	612,721	320,191	0	1,878,395	
	Pumping Equipment	3	1,938,131	840,761	438,018	178,696	93,030	87,797	299,829	
	Water Treatment Plant	2	3,594,911	1,838,078	956,965	390,048	203,472	191,968	14,380	
	Distribution Reservoirs and Standpipes	5	2,887,681	1,159,981	550,681	187,410	97,892	92,117	799,599	
	Meters	8	52,182	42,690	7,906	454	1,080	52	0	
	General	14	200,995	110,688	39,877	13,487	7,497	4,261	25,185	
	<b>Total Construction Work in Progress</b>		<b>20,470,452</b>	<b>9,249,522</b>	<b>4,559,722</b>	<b>1,697,642</b>	<b>887,063</b>	<b>530,877</b>	<b>0</b>	<b>3,545,626</b>
	Contributions in Aid of Construction	4	(32,162,326)	(14,489,128)	(6,885,954)	(2,351,066)	(1,228,601)	0	(7,207,577)	
	<b>Other Rate Base Items</b>									
	<b>Add:</b>									
	Other Utility Plant Acquisitions/Adjustments	17	1,754,591	866,066	383,554	139,841	75,623	49,655	239,853	
	Materials and Supplies	14	1,263,348	695,726	250,648	84,771	47,123	26,783	158,297	
	Inventory - Meters	8	367,991	301,054	55,751	3,202	7,617	368	0	
	Prepayments	14	509,505	280,584	101,086	34,188	19,005	10,801	63,841	
	Prepayments - Tank Cleaning/Painting	5	3,124,077	1,254,942	595,761	202,753	105,906	99,658	865,057	
	Prepayments - Reservoir Cleaning	5	194,979	78,323	37,183	12,654	6,610	6,220	53,990	
	Prepayments - Chemicals GAC	2	526,131	269,011	140,056	57,085	29,779	28,095	2,105	
	<b>Total Other Rate Base Elements</b>		<b>7,740,622</b>	<b>3,745,705</b>	<b>1,564,038</b>	<b>534,493</b>	<b>291,663</b>	<b>221,581</b>	<b>0</b>	<b>1,383,142</b>
	<b>Total Original Cost Measure of Value</b>		<b>\$ 319,884,015</b>	<b>\$ 158,385,565</b>	<b>\$ 70,018,373</b>	<b>\$ 25,690,113</b>	<b>\$ 13,896,712</b>	<b>\$ 9,909,483</b>	<b>\$ -</b>	<b>\$ 41,983,769</b>

NORTHERN KENTUCKY WATER DISTRICT

COST OF SERVICE FOR THE TWELVE MONTHS ENDED JUNE 30, 2018, ALLOCATED TO COST FUNCTION

			Base	Max Day	Max Hour	Meters	Services	Billing & Collecting	Fire Protection
<b>OPERATION AND MAINTENANCE EXPENSES</b>									
<b>Source of Supply Operations</b>									
615.1	Purchased Power	1	722,570	717,946	0	0	0	0	4,624
620.1	General Expense	2	-	0	0	0	0	0	0
635.1	Contractual Service	2	2,692	1,672	1,010	0	0	0	11
	<b>Total Operations</b>		<u>725,262</u>	<u>719,617</u>	<u>1,010</u>	<u>0</u>	<u>0</u>	<u>0</u>	<u>4,635</u>
<b>Maintenance</b>									
620.2	Materials and Supplies	2	-	0	0	0	0	0	0
635.2	Contractual Service	2	-	0	0	0	0	0	0
	<b>Total Maintenance</b>		<u>0</u>	<u>0</u>	<u>0</u>	<u>0</u>	<u>0</u>	<u>0</u>	<u>0</u>
	<b>Total Source of Supply</b>		<u>725,262</u>	<u>719,617</u>	<u>1,010</u>	<u>0</u>	<u>0</u>	<u>0</u>	<u>4,635</u>
<b>Water Treatment Operations</b>									
601.3	Labor	2	998,231	619,901	374,336	0	0	0	3,993
601.3	Labor - Lab	2	564,416	350,502	211,656	0	0	0	2,258
615.3	Purchased Power	1	424,845	422,126	0	0	0	0	2,719
616.3	Gas	1	74,607	74,130	0	0	0	0	477
618.3	Chemicals	1	2,362,037	2,346,920	0	0	0	0	15,117
620.3	Materials and Supplies	2	252,161	156,592	94,560	0	0	0	1,009
631.3	Contractual Services - Engineering	2	-	0	0	0	0	0	0
633.3	Contractual Services	2	-	0	0	0	0	0	0
635.3	Contractual Services - Sludge	1	92,680	92,087	0	0	0	0	593
635.3	Contractual Services - Laboratory	2	101,513	63,040	38,067	0	0	0	406
635.3	Contractual Services - Other	2	151,233	93,916	56,712	0	0	0	605
650.3	Transportation Expense	2	44,151	27,418	16,557	0	0	0	177
	<b>Total Operations</b>		<u>5,065,873</u>	<u>4,246,631</u>	<u>791,889</u>	<u>0</u>	<u>0</u>	<u>0</u>	<u>27,353</u>
<b>Maintenance</b>									
601.4	Labor	2	777,876	483,061	291,703	0	0	0	3,112
620.4	Materials and Supplies	2	185,119	114,959	69,420	0	0	0	740
635.4	Contractual Services - Other	2	275,473	171,069	103,302	0	0	0	1,102
650.4	Transportation Expense	2	-	0	0	0	0	0	0
	<b>Total Maintenance</b>		<u>1,238,468</u>	<u>769,089</u>	<u>464,425</u>	<u>0</u>	<u>0</u>	<u>0</u>	<u>4,954</u>
	<b>Total Water Treatment</b>		<u>6,304,341</u>	<u>5,015,719</u>	<u>1,256,315</u>	<u>0</u>	<u>0</u>	<u>0</u>	<u>32,307</u>
<b>Transmission and Distribution Operations</b>									
601.5	Labor	6	1,218,217	456,344	99,528	411,027	0	0	251,318
615.5	Purchased Power	1	1,061,310	1,054,518	0	0	0	0	6,792
616.5	Gas	6	3,545	1,328	290	1,196	0	0	731
620.5	Materials and Supplies	6	140,444	52,610	11,474	47,386	0	0	28,974
631.5	Contractual Services - Engineering	6	6,125	2,294	500	2,067	0	0	1,264
633.5	Contractual Services	6	14,919	5,589	1,219	5,034	0	0	3,078
635.5	Contractual Services - Other	6	68,415	25,628	5,590	23,083	0	0	14,114
650.5	Transportation Expense	6	34,681	12,992	2,833	11,701	0	0	7,155
	<b>Total Operations</b>		<u>2,547,656</u>	<u>1,611,303</u>	<u>121,434</u>	<u>501,493</u>	<u>0</u>	<u>0</u>	<u>313,426</u>
<b>Maintenance</b>									
601.6	Labor	11	699,490	213,275	41,130	204,601	77,014	0	163,471
601.6	Labor - Mains	6	1,714,103	642,103	140,042	578,338	0	0	353,619
601.6	Labor - Services	9	63,050	0	0	0	63,050	0	0

NORTHERN KENTUCKY WATER DISTRICT

COST OF SERVICE FOR THE TWELVE MONTHS ENDED JUNE 30, 2018, ALLOCATED TO COST FUNCTION

			Base	Max Day	Max Hour	Meters	Services	Billing & Collecting	Fire Protection
601.6	Labor - Hydrants	7	35,015	0	0	0	0	0	35,015
620.6	Materials and Supplies - Mains	6	599,185	224,455	48,953	202,165	0	0	123,612
620.6	Materials and Supplies - Services	9	283,512	0	0	0	283,512	0	0
620.6	Materials and Supplies - Meters	8	-	0	0	0	0	0	0
620.6	Materials and Supplies - Hydrants	7	170,194	0	0	0	0	0	170,194
620.6	Materials and Supplies - Storage Facilities	5	-	0	0	0	0	0	0
620.6	Materials and Supplies	11	55,053	16,786	3,237	16,103	6,061	0	12,866
631.6	Contractual Services - Engineering	11	2,895	883	170	847	319	0	677
635.6	Contractual Services - Other	11	227,296	69,303	13,365	66,484	25,025	0	53,119
635.6	Water Tower Painting Write-off	5	452,732	135,910	0	191,460	0	0	125,361
635.6	Contractual Services - Water Towers	5	5,116	1,536	0	2,164	0	0	1,417
635.6	Contractual Services - Mains	6	492,793	184,600	40,261	166,268	0	0	101,663
635.6	Contractual Services - Services	9	82,613	0	0	0	82,613	0	0
642.6	Rental	11	8,031	2,449	472	2,349	884	0	1,877
650.6	Transportation Expense	11	334,826	102,088	19,688	97,937	36,864	0	78,249
	<b>Total Maintenance</b>		<b>5,225,904</b>	<b>1,593,386</b>	<b>307,319</b>	<b>1,528,716</b>	<b>575,342</b>	<b>0</b>	<b>1,221,140</b>
	<b>Total Transmission and Distribution</b>		<b>7,773,560</b>	<b>3,204,689</b>	<b>428,754</b>	<b>2,030,209</b>	<b>575,342</b>	<b>0</b>	<b>1,534,565</b>
	<b>Customer Accounting</b>								
601.7	Labor - Meter Reading	12	47,718	0	0	0	0	47,718	0
601.7	Labor - Meter Shop	8	301,182	0	0	301,182	0	0	0
601.7	Labor Field Service	8	521,933	0	0	521,933	0	0	0
601.7	Labor - Account Service	12	583,018	0	0	0	0	583,018	0
620.7	Materials and Supplies	12	114,959	0	0	0	0	114,959	0
620.7	Postage	12	162,668	0	0	0	0	162,668	0
633.7	Contractual Services - Account Service	12	-	0	0	0	0	0	0
633.7	Legal Fees	12	4,337	0	0	0	0	4,337	0
635.7	Contractual Services - Meter Reading	12	16,168	0	0	0	0	16,168	0
635.7	Contractual Services - Bill Printing/Mailing	12	30,783	0	0	0	0	30,783	0
635.7	Contractual Services - Collections	12	22,840	0	0	0	0	22,840	0
635.7	Contractual Services - Credit Card Processing	12	216,065	0	0	0	0	216,065	0
635.7	Contractual Services - Lock Box Processing	12	40,830	0	0	0	0	40,830	0
635.7	Contractual Services - Other	12	66,538	0	0	0	0	66,538	0
650.7	Transportation Expense	12	103,028	0	0	0	0	103,028	0
	<b>Total Customer Accounting</b>		<b>2,232,067</b>	<b>0</b>	<b>0</b>	<b>823,114</b>	<b>0</b>	<b>1,408,952</b>	<b>0</b>



NORTHERN KENTUCKY WATER DISTRICT

COST OF SERVICE FOR THE TWELVE MONTHS ENDED JUNE 30, 2018, ALLOCATED TO COST FUNCTION

			Base	Max Day	Max Hour	Meters	Services	Billing & Collecting	Fire Protection	
<b>Administrative and General</b>										
601.8	Labor	14	1,516,605	522,016	207,927	250,392	101,461	70,977	173,803	190,031
604	Employee Benefits	16	5,290,880	1,923,764	799,452	845,483	541,257	123,278	470,888	586,759
615.8	Utilities	14	105,242	36,224	14,429	17,375	7,041	4,925	12,061	13,187
620.8	Materials and Supplies	14	89,649	30,857	12,291	14,801	5,998	4,196	10,274	11,233
631.8	Contractual Services - Engineering	14	-	0	0	0	0	0	0	0
632.8	Contract Service Accounting/Audit	14	19,200	6,609	2,632	3,170	1,284	899	2,200	2,406
633.8	Legal Fees	14	163,594	56,309	22,429	27,009	10,944	7,656	18,748	20,498
634.8	Contractual Fees	14	5,470	1,883	750	903	366	256	627	685
635.8	Contractual Services - HR/Infor Systems	16	268,617	97,669	40,588	42,925	27,480	6,259	23,907	29,790
635.8	Contractual Services	14	789,513	271,750	108,242	130,349	52,818	36,949	90,478	98,926
642.8	Rental Expense	14	-	0	0	0	0	0	0	0
650.8	Transportation Expense	14	4,559	1,569	625	753	305	213	522	571
656	Vehicle Insurance	14	56,669	19,505	7,769	9,356	3,791	2,652	6,494	7,101
657	General Liability Insurance	14	396,543	136,490	54,366	65,469	26,529	18,558	45,444	49,687
658	Workers Comp Insurance	16	57,158	20,783	8,637	9,134	5,847	1,332	5,087	6,339
659	Other Insurance	14	49,688	17,103	6,812	8,203	3,324	2,325	5,694	6,226
660	Advertising Expense	14	12,718	4,378	1,744	2,100	851	595	1,457	1,594
667	PSC Expense- Rate Case Expense	19	23,090	10,169	3,893	2,805	1,312	1,194	1,083	2,635
670	Bad Debt Expense	12	331,191	0	0	0	0	0	331,191	0
		12	14,475	0	0	0	0	0	14,475	0
675	Miscellaneous Expense	14	77,279	26,599	10,595	12,759	5,170	3,617	8,856	9,683
<b>Total Administrative and General</b>			<u>9,272,141</u>	<u>3,183,677</u>	<u>1,303,180</u>	<u>1,442,986</u>	<u>795,778</u>	<u>285,881</u>	<u>1,223,290</u>	<u>1,037,349</u>
<b>Total Operation &amp; Maintenance Expenses</b>			<u>26,307,371</u>	<u>12,123,703</u>	<u>2,989,258</u>	<u>3,473,195</u>	<u>1,618,892</u>	<u>861,223</u>	<u>2,632,243</u>	<u>2,608,857</u>

NORTHERN KENTUCKY WATER DISTRICT

COST OF SERVICE FOR THE TWELVE MONTHS ENDED JUNE 30, 2018, ALLOCATED TO COST FUNCTION

			Base	Max Day	Max Hour	Meters	Services	Billing & Collecting	Fire Protection	
<b>DEPRECIATION EXPENSE</b>										
304.1	Power and Pumping Structures - Intake	2	448,692	278,638	168,260	0	0	0	1,795	
304.2	Water Treatment Plant	2	2,241,564	1,392,011	840,586	0	0	0	8,966	
304.3	Pumping Structures	3	293,442	154,673	93,373	0	0	0	45,396	
304.4	Office Buildings	14	216,174	74,407	29,637	35,690	14,462	10,117	24,773	
304.5	Other Structures	14	1,461	503	200	241	98	68	167	
304.6	Structures - Water Treatment	2	151,565	94,122	56,837	0	0	0	606	
306	Lake, River and Other Intakes	2	25,212	15,656	9,454	0	0	0	101	
309	Supply Mains	2	58,466	36,307	21,925	0	0	0	234	
310	Back Up Generator ORPS	3	73,914	38,960	23,519	0	0	0	11,435	
310.3	Power Generation Equipment	3	65,747	34,655	20,921	0	0	0	10,171	
311.1	Pumping Equipment	3	187,070	98,605	59,526	0	0	0	28,940	
311.2	Pumping Equipment	3	28,610	15,081	9,104	0	0	0	4,426	
311.3	Pumping Equipment	3	145,278	76,576	46,228	0	0	0	22,475	
320.1	Purification System	2	948,799	589,204	355,800	0	0	0	3,795	
320.2	Purification System - Equipment	2	10,865	6,747	4,074	0	0	0	43	
330.1	Distribution Reservoirs and Standpipes	5	302,513	90,814	0	127,933	0	0	83,766	
330.3	Distribution Reservoirs and Standpipes - Taylor Mill	5	2,069	621	0	875	0	0	573	
331.1	Mains and Accessories - Transmission	3	1,557,062	820,727	495,457	0	0	0	240,878	
331.1	Mains and Accessories - Distribution	4	1,838,189	591,897	0	834,354	0	0	411,938	
331.2	Mains and Accessories - Transmission	3	49,035	25,846	15,603	0	0	0	7,586	
331.2	Mains and Accessories - Distribution	4	57,888	18,640	0	26,275	0	0	12,973	
331.3	Mains and Accessories - Taylor Mill - Transmission	3	18,630	9,820	5,928	0	0	0	2,882	
331.3	Mains and Accessories - Taylor Mill - Distribution	4	21,993	7,082	0	9,983	0	0	4,929	
333.1	Services	9	773,112	0	0	0	773,112	0	0	
333.2	Services - Taylor Mill	9	9,750	0	0	0	9,750	0	0	
334.1	Meters	8	780,673	0	0	780,673	0	0	0	
334.2	Meters	8	162	0	0	162	0	0	0	
335.1	Fire Hydrants	7	242,803	0	0	0	0	0	242,803	
335.3	Fire Hydrants - Taylor Mill	7	4,167	0	0	0	0	0	4,167	
339.1	Miscellaneous Equipment	14	21,411	7,370	2,935	3,535	1,432	1,002	2,454	
339.2	Miscellaneous Equipment	14	-	0	0	0	0	0	0	
340.1	Office Furniture and Equipment	14	218,345	75,154	29,935	36,049	14,607	10,219	25,022	
340.2	Office Furniture and Equipment	14	1,027	353	141	170	69	48	118	
341.1	Transportation Equipment	14	340,266	117,119	46,650	56,178	22,764	15,924	38,994	
343.1	Tools, Shop and Garage Equipment	14	21,638	7,448	2,967	3,572	1,448	1,013	2,480	
344.1	Laboratory Equipment	2	35,625	22,123	13,360	0	0	0	143	
345.1	Power Operated Equipment	14	35,157	12,101	4,820	5,804	2,352	1,645	4,029	
346.1	Communication Equipment	14	317,409	109,252	43,517	52,404	21,235	14,855	36,375	
346.2	Communication Equipment	14	-	0	0	0	0	0	0	
347.1	Miscellaneous Equipment	14	234	80	32	39	16	11	27	
<b>Total Depreciation Expense</b>			<b>11,546,013</b>	<b>4,822,593</b>	<b>2,400,788</b>	<b>1,193,102</b>	<b>859,316</b>	<b>837,764</b>	<b>134,440</b>	<b>1,298,010</b>

NORTHERN KENTUCKY WATER DISTRICT

COST OF SERVICE FOR THE TWELVE MONTHS ENDED JUNE 30, 2018, ALLOCATED TO COST FUNCTION

		Base	Max Day	Max Hour	Meters	Services	Billing & Collecting	Fire Protection	
Amort-Other UP	18	201,120	86,683	42,195	23,672	8,467	12,711	1,006	26,387
Amortization of Sludge Removal	1	281,961	280,156	0	0	0	0	0	1,805
Debt Service	18	20,291,603	8,745,681	4,257,178	2,388,322	854,276	1,282,429	101,458	2,662,258
Debt Service Coverage	18	4,058,321	1,749,136	851,436	477,664	170,855	256,486	20,292	532,452
Total Debt Service Requirements		<u>24,349,923</u>	<u>10,494,817</u>	<u>5,108,614</u>	<u>2,865,986</u>	<u>1,025,132</u>	<u>1,538,915</u>	<u>121,750</u>	<u>3,194,710</u>
<b>Taxes Other Than Income</b>									
Utility Reg Assessment Fee	19	105,017	46,249	17,706	12,760	5,965	5,429	4,925	11,982
Employment Taxes	16	704,984	256,332	106,523	112,656	72,120	16,426	62,744	78,183
<b>Total Taxes, Other Than Income</b>		<u>810,001</u>	<u>302,582</u>	<u>124,229</u>	<u>125,416</u>	<u>78,085</u>	<u>21,856</u>	<u>67,669</u>	<u>90,165</u>
<b>Total Cost of Service</b>		<u>63,496,389</u>	<u>28,110,534</u>	<u>10,665,084</u>	<u>7,681,371</u>	<u>3,589,892</u>	<u>3,272,469</u>	<u>2,957,107</u>	<u>7,219,933</u>
<b>Less: Other Water Revenues</b>									
Penalties	19	840,036	369,952	141,630	102,064	47,714	43,430	39,398	95,848
Surcharge Revenues	18	558,094	240,538	117,088	65,688	23,496	35,272	2,790	73,222
Turn On Fees	8	375,205	0	0	0	375,205	0	0	0
Rent	19	414,392	182,498	69,866	50,349	23,537	21,424	19,435	47,282
Lab Test Fees	2	31,929	19,828	11,973	0	0	0	0	128
Material Sold	14	81,410	28,021	11,161	13,441	5,446	3,810	9,330	10,201
Bulk Sales	19	66,563	29,314	11,222	8,087	3,781	3,441	3,122	7,595
Interest Earnings	19	1,245,942	548,713	210,066	151,382	70,770	64,415	58,435	142,162
Miscellaneous Revenue	19	62,587	27,563	10,552	7,604	3,555	3,236	2,935	7,141
<b>Total Other Water Revenues</b>		<u>3,676,157</u>	<u>1,446,428</u>	<u>583,560</u>	<u>398,615</u>	<u>553,504</u>	<u>175,028</u>	<u>135,445</u>	<u>383,578</u>
<b>Total Cost of Service Related to Sales of Water</b>		<u>59,820,232</u>	<u>26,664,106</u>	<u>10,081,524</u>	<u>7,282,756</u>	<u>3,036,388</u>	<u>3,097,441</u>	<u>2,821,662</u>	<u>6,836,355</u>
Reallocation of Fire Protection	20	0	0	0	0	6,836,355	0	0	(6,836,355)
<b>Total</b>		<u>\$ 59,820,232</u>	<u>\$ 26,664,106</u>	<u>\$ 10,081,524</u>	<u>\$ 7,282,756</u>	<u>\$ 9,872,743</u>	<u>\$ 3,097,441</u>	<u>\$ 2,821,662</u>	<u>\$ -</u>

NORTHERN KENTUCKY WATER DISTRICT

COST OF SERVICE FOR THE TWELVE MONTHS ENDED JUNE 30, 2018, ALLOCATED TO COST FUNCTION

		Base	Max Day	Max Hour	Meters	Services	Billing & Collecting	Fire Protection
<b>RATE BASE</b>								
Land - Intake	2	29,200	18,133	10,950	0	0	0	117
Land - Treatment Plant	2	368,719	228,975	138,270	0	0	0	1,475
Land - Pump Station and Transmission	3	293,659	154,788	93,442	0	0	0	45,429
Land - CC	2	2,599,548	1,614,319	974,831	0	0	0	10,398
Power and Pumping Structures - Intake	2	9,180,376	5,701,013	3,442,641	0	0	0	36,722
Water Treatment Plant	2	53,780,307	33,397,571	20,167,615	0	0	0	215,121
Pumping Structures	3	4,522,674	2,383,901	1,439,115	0	0	0	699,658
Office Buildings	14	6,303,496	2,169,663	864,209	1,040,707	421,704	295,004	722,381
Other Structures	14	13,496	4,645	1,850	2,228	903	632	1,547
Structures - Water Treatment	2	2,791,503	1,733,523	1,046,814	0	0	0	11,166
Lake, River and Other Intakes	2	373,780	232,117	140,168	0	0	0	1,495
Supply Mains	2	1,838,658	1,141,807	689,497	0	0	0	7,355
Back Up Generator ORPS	3	1,244,221	655,829	395,911	0	0	0	192,481
Power Generation Equipment	3	1,072,580	565,357	341,295	0	0	0	165,928
Pumping Equipment	3	1,003,139	528,754	319,199	0	0	0	155,186
Pumping Equipment	3	268,957	141,767	85,582	0	0	0	41,608
Pumping Equipment	3	973,373	513,065	309,727	0	0	0	150,581
Purification System	2	18,630,466	11,569,520	6,986,425	0	0	0	74,522
Purification System - Equipment	2	183,067	113,684	68,650	0	0	0	732
Distribution Reservoirs and Standpipes	5	3,412,087	1,024,309	0	1,442,972	0	0	944,807
Distribution Reservoirs and Standpipes - Taylor Mill	5	34,526	10,365	0	14,601	0	0	9,560
Mains and Accessories - Transmission	3	75,041,020	39,554,122	23,878,053	0	0	0	11,608,846
Mains and Accessories - Distribution	4	88,589,639	28,525,864	0	40,210,837	0	0	19,852,938
Mains and Accessories - Transmission	3	2,142,850	1,129,496	681,855	0	0	0	331,499
Mains and Accessories - Distribution	4	2,529,741	814,577	0	1,148,249	0	0	566,915
Mains and Accessories - Taylor Mill - Transmission	3	843,985	444,864	268,556	0	0	0	130,564
Mains and Accessories - Taylor Mill - Distribution	4	996,366	320,830	0	452,250	0	0	223,286
Services	9	19,206,546	0	0	0	19,206,546	0	0
Services - Taylor Mill	9	251,063	0	0	0	251,063	0	0
Meters	8	12,028,610	0	0	12,028,610	0	0	0
Meters	8	355	0	0	355	0	0	0
Fire Hydrants	7	7,184,464	0	0	0	0	0	7,184,464
Fire Hydrants - Taylor Mill	7	95,000	0	0	0	0	0	95,000
Miscellaneous Equipment	14	67,240	23,144	9,219	11,101	4,498	3,147	7,706
Miscellaneous Equipment	14	-	0	0	0	0	0	0
Office Furniture and Equipment	14	484,308	166,699	66,399	79,959	32,400	22,666	55,502
Office Furniture and Equipment	14	408	140	56	67	27	19	47
Transportation Equipment	14	825,550	284,154	113,183	136,298	55,229	38,636	94,608
Transportation Equipment	14	-	0	0	0	0	0	0

NORTHERN KENTUCKY WATER DISTRICT

COST OF SERVICE FOR THE TWELVE MONTHS ENDED JUNE 30, 2018, ALLOCATED TO COST FUNCTION

		Base	Max Day	Max Hour	Meters	Services	Billing & Collecting	Fire Protection	
Stores Equipment	14	-	0	0	0	0	0	0	
Tools,Shop and Garage Equipment	14	241,675	83,185	33,134	39,901	16,168	11,310	27,696	
Laboratory Equipment	2	326,210	202,577	122,329	0	0	0	1,305	
Power Operated Equipment	14	236,321	81,342	32,400	39,017	15,810	11,060	27,082	
Communication Equipment	14	3,822,598	1,315,738	524,078	631,111	255,732	178,898	438,070	
Communication Equipment	14	-	0	0	0	0	0	0	
Miscellaneous Equipment	14	3,485	1,199	478	575	233	163	399	
<b>Total Utility Plant in Service</b>		<b>323,835,267</b>	<b>136,851,038</b>	<b>63,245,928</b>	<b>45,249,875</b>	<b>12,831,669</b>	<b>20,019,142</b>	<b>1,375,037</b>	<b>44,262,578</b>
Construction Work In Progress									
Mains and Accessories - 10" and larger	3	3,414,602	1,799,837	1,086,526	0	0	0	528,239	
Mains and Accessories - Less than 10"	4	8,381,951	2,698,988	0	3,804,568	0	0	1,878,395	
Pumps	3	1,938,131	1,021,589	616,713	0	0	0	299,829	
Water Treatment	2	3,594,911	2,232,440	1,348,092	0	0	0	14,380	
Storage	5	2,887,681	866,882	0	1,221,200	0	0	799,599	
Meters	8	52,182	0	0	0	52,182	0	0	
General	14	200,995	69,182	27,556	33,184	13,447	9,407	23,034	
<b>Total Construction Work in Progress</b>		<b>20,470,452</b>	<b>8,688,918</b>	<b>3,078,888</b>	<b>5,058,952</b>	<b>65,628</b>	<b>9,407</b>	<b>23,034</b>	<b>3,545,626</b>
Contributions in Aid of Construction	4	(32,162,326)	(10,356,269)	0	(14,598,480)	0	0	0	
<b>Other Rate Base Items</b>									
Add:									
Other Utility Plant Acquisitions/Adjustments	17	1,754,591	741,666	342,672	245,116	69,482	108,434	7,369	
Materials and Supplies	14	1,263,348	434,844	173,205	208,579	84,518	59,125	144,780	
Inventory - Meters	8	367,991	0	0	0	367,991	0	0	
Prepayments	14	509,505	175,372	69,853	84,119	34,086	23,845	58,389	
Prepayments - Tank Cleaning/Painting	5	3,124,077	937,848	0	1,321,172	0	0	0	
Prepayments - Reservoir Cleaning	5	194,979	58,533	0	82,457	0	0	0	
Prepayments - Chemicals GAC	2	526,131	326,728	197,299	0	0	0	0	
<b>Total Other Rate Base Elements</b>		<b>7,740,622</b>	<b>2,674,990</b>	<b>783,029</b>	<b>1,941,443</b>	<b>556,077</b>	<b>191,403</b>	<b>210,538</b>	<b>1,383,142</b>
<b>Total Original Cost Measure of Value</b>		<b>\$ 319,884,015</b>	<b>\$ 137,858,676</b>	<b>\$ 67,107,845</b>	<b>\$ 37,651,790</b>	<b>\$ 13,453,374</b>	<b>\$ 20,219,951</b>	<b>\$ 1,608,609</b>	<b>\$ 41,983,769</b>

## NORTHERN KENTUCKY WATER DISTRICT

### FACTORS FOR ALLOCATING COST OF SERVICE TO CUSTOMER CLASSIFICATIONS

#### FACTOR 1. ALLOCATION OF COSTS WHICH VARY WITH THE AMOUNT OF WATER CONSUMED.

Factors are based on the pro forma test year average daily consumption for each customer classification.

Customer Classification	Average Daily Consumption, CCF	Allocation Factor
(1)	(2)	(3)
Residential	13,688	0.4873
Commercial/Multi-Family	7,713	0.2746
Industrial	3,233	0.1151
Other Public Authority	1,686	0.0600
Wholesale Customers	1,589	0.0566
Fire Protection	179	0.0064
<b>Total</b>	<b>28,088</b>	<b>1.0000</b>

#### FACTOR 2. ALLOCATION OF COSTS ASSOCIATED WITH FACILITIES SERVING BASE AND MAXIMUM DAY EXTRA CAPACITY FUNCTIONS.

Factors are based on the weighting of the factors for average daily consumption (Factor 1) and the factors derived from maximum day extra capacity demand for each customer classification, as follows:

Customer Classification	Average Daily Consumption		Maximum Day Extra Capacity		Allocation Factor
	Allocation Factor 1	Weighted Factor	Allocation Factor	Weighted Factor	
(1)	(2)	(3)=(2)x 0.6250	(4)	(5)=(4)x 0.3750	(6)=(3)+(5)
Residential	0.4873	0.3046	0.5512	0.2067	0.5113
Commercial/Multi-Family	0.2746	0.1716	0.2523	0.0946	0.2662
Industrial	0.1151	0.0719	0.0976	0.0366	0.1085
Other Public Authority	0.0600	0.0375	0.0509	0.0191	0.0566
Wholesale Customers	0.0566	0.0354	0.0480	0.0180	0.0534
Fire Protection	0.0064	0.0040			0.0040
<b>Total</b>	<b>1.0000</b>	<b>0.6250</b>	<b>1.0000</b>	<b>0.3750</b>	<b>1.0000</b>

The derivation of the maximum day extra capacity factors in column 4 and the basis for the column 3 and 5 weightings are presented on the following page.

## NORTHERN KENTUCKY WATER DISTRICT

### FACTORS FOR ALLOCATING COST OF SERVICE TO CUSTOMER CLASSIFICATIONS, cont.

#### FACTOR 2. ALLOCATION OF COSTS ASSOCIATED WITH FACILITIES SERVING BASE AND MAXIMUM DAY EXTRA CAPACITY FUNCTIONS, cont.

Customer Classification	Average Daily Consumption, CCF	Maximum Day Extra Capacity		
		Factor*	Rate of Flow, CCF Per Day	Allocation Factor
(1)	(2)	(3)	(4)=(2)x(3)	(5)
Residential	13,688	0.80	10,950	0.5512
Commercial/Multi-Family	7,713	0.65	5,013	0.2523
Industrial	3,233	0.60	1,940	0.0976
Other Public Authority	1,686	0.60	1,012	0.0509
Wholesale Customers	1,589	0.60	953	0.0480
<b>Total</b>	<b>27,909</b>		<b>19,868</b>	<b>1.0000</b>

The weighting of the factors is based on the maximum day ratio of 1.60, based on a review of maximum day ratios experienced during the period 1998 through 2016 (see Schedule D).

	Maximum Day Ratio	Weight
Average Day	1.00	0.6250
Maximum Day Extra Capacity	0.60	0.3750
<b>Total</b>	<b>1.60</b>	<b>1.0000</b>

\* Ratio of maximum day to average day minus 1.0.

## NORTHERN KENTUCKY WATER DISTRICT

### FACTORS FOR ALLOCATING COST OF SERVICE TO CUSTOMER CLASSIFICATIONS, cont.

#### FACTOR 3. ALLOCATION OF COSTS ASSOCIATED WITH FACILITIES SERVING BASE, MAXIMUM DAY EXTRA CAPACITY AND FIRE PROTECTION FUNCTIONS.

Factors are based on the weighting of the average daily consumption, the maximum day extra capacity demand, and the fire protection demand for each customer classification.

Customer Classification	Average Daily Consumption		Maximum Day Extra Capacity		Fire Protection		Allocation Factor
	Allocation Factor	Weighted Factor	Allocation Factor	Weighted Factor	Allocation Factor	Weighted Factor	
(1)	(2)	(3)=(2) X 0.5305	(4)	(5)=(4) X 0.3182	(6)	(7)=(6) X 0.1513	(8)=(3)+(5)+(7)
Residential	0.4873	0.2585	0.5512	0.1753			0.4338
Commercial	0.2746	0.1457	0.2523	0.0803			0.2260
Industrial	0.1151	0.0611	0.0976	0.0311			0.0922
Other Public Authority	0.0600	0.0318	0.0509	0.0162			0.0480
Sales for Resale	0.0566	0.0300	0.0480	0.0153			0.0453
Fire Protection	0.0064	0.0034			1.0000	0.1513	0.1547
<b>Total</b>	<b>1.0000</b>	<b>0.5305</b>	<b>1.0000</b>	<b>0.3182</b>	<b>1.0000</b>	<b>0.1513</b>	<b>1.0000</b>



## NORTHERN KENTUCKY WATER DISTRICT

### FACTORS FOR ALLOCATING COST OF SERVICE TO CUSTOMER CLASSIFICATIONS, cont.

#### FACTOR 4. ALLOCATION OF COSTS ASSOCIATED WITH FACILITIES SERVING BASE AND MAXIMUM HOUR EXTRA CAPACITY FUNCTIONS.

Factors are based on the weighting of the average daily consumption, the maximum day extra capacity demand, and the fire protection demand for each customer classification.

Customer Classification	Average Hourly Consumption			Maximum Hour Extra Capacity		Fire Protection		Allocation Factor
	CCF	Allocation Factor	Weighted Factor	Allocation Factor	Weighted Factor	Allocation Factor	Weighted Factor	
(1)	(2)	(3)	(4)=(3) X 0.3242	(5)	(6)=(5) X 0.4539	(7)	(8)=(7) X 0.2219	(9)=(4)+(6)+(8)
Residential	570.3	0.5164	0.1673	0.6240	0.2832			0.4505
Commercial/Multi-Family	321.4	0.2911	0.0944	0.2638	0.1197			0.2141
Industrial	134.7	0.1220	0.0396	0.0737	0.0335			0.0731
Other Public Authority	70.3	0.0637	0.0207	0.0385	0.0175			0.0382
Wholesale Customers	0.0	0.0000	0.0000	0.0000	0.0000			0.0000
Fire Protection	7.5	0.0068	0.0022			1.0000	0.2219	0.2241
<b>Total</b>	<b>1,104.2</b>	<b>1.0000</b>	<b>0.3242</b>	<b>1.0000</b>	<b>0.4539</b>	<b>1.0000</b>	<b>0.2219</b>	<b>1.0000</b>

The maximum hour extra capacity factors in column 5 are determined on the next page.

## NORTHERN KENTUCKY WATER DISTRICT

### FACTORS FOR ALLOCATING COST OF SERVICE TO CUSTOMER CLASSIFICATIONS, cont.

#### FACTOR 3. ALLOCATION OF COSTS ASSOCIATED WITH FACILITIES SERVING BASE, MAXIMUM DAY EXTRA CAPACITY AND FIRE PROTECTION FUNCTIONS, cont.

The weighting of the factors is based on the potential demand of general and fire protection service. The bases for the potential demand of general service are the maximum day ratio of 1.60 and the average daily system sendout for 2017 of 25.3 MGD. The system demand for fire protection is 12,000 Gallons per minute for 10 hours.

	<u>Ratio</u>	<u>Rate of Flow, (GPD)</u>	<u>Weight</u>
Average Day	1.00	25,251,030	0.5305
Maximum Day Extra Capacity	<u>0.60</u>	<u>15,150,618</u>	<u>0.3182</u>
Subtotal	<u><u>1.60</u></u>	<u>40,401,648</u>	<u>0.8487</u>
Fire Protection		<u>7,200,000</u>	<u>0.1513</u>
Total		<u><u>47,601,648</u></u>	<u><u>1.0000</u></u>

## NORTHERN KENTUCKY WATER DISTRICT

### FACTORS FOR ALLOCATING COST OF SERVICE TO CUSTOMER CLASSIFICATIONS, cont.

#### FACTOR 4. ALLOCATION OF COSTS ASSOCIATED WITH FACILITIES SERVING BASE AND MAXIMUM HOUR EXTRA CAPACITY FUNCTIONS, cont.

The weighting of the factors is based on the potential demand of general and fire protection service. The bases for the potential demand of general service are the maximum hour ratio of 2.4 and the average daily system sendout for 2017 of 25.3 MGD. The system demand for fire protection is 12,000 gallons per minute.

	Ratio	Rate of Flow, (GPM)	Weight
Average Hour	1.00	17,535	0.3242
Maximum Hour Extra Capacity	1.40	24,549	0.4539
Subtotal	2.40	42,084	0.7781
Fire Protection		12,000	0.2219
Total		54,084	1.0000

The maximum hour extra capacity factors in column 5 of the previous page are determined as follows:

Customer Classification (1)	Average Hourly Consumption CCF (2)	Maximum Hour Extra Capacity		
		Factor* (3)	CCF Per Hour (4)=(2)x(3)	Allocation Factor (5)
Residential	570.3	2.0	1,140.6	0.6240
Commercial/Multi-Family	321.4	1.5	482.1	0.2638
Industrial	134.7	1.0	134.7	0.0737
Other Public Authority	70.3	1.0	70.3	0.0385
Wholesale Customers	0.0	1.0	0.0	0.0000
Total	1,096.7		1,827.7	1.0000

\* Ratio of Maximum Hour To Average Hour Minus 1.0.

## NORTHERN KENTUCKY WATER DISTRICT

### FACTORS FOR ALLOCATING COST OF SERVICE TO CUSTOMER CLASSIFICATIONS, cont.

#### FACTOR 5. ALLOCATION OF COSTS ASSOCIATED WITH STORAGE FACILITIES.

Factors are based on the weighting of the average hourly consumption, the maximum hour extra capacity demand, and the fire protection demand for each customer classification.

Customer Classification	Average Hourly Consumption			Maximum Hour Extra Capacity		Fire Protection		Allocation Factor
	CCF	Allocation Factor	Weighted Factor	Allocation Factor	Weighted Factor	Allocation Factor	Weighted Factor	
(1)	(2)	(3)	(4)=(3) X 0.3021	(5)	(6)=(5) X 0.4229	(7)	(8)=(7) X 0.2750	(9)=(4)+(6)+(8)
Residential	570.3	0.4872	0.1471	0.6022	0.2546			0.4017
Commercial/Multi-Family	321.4	0.2746	0.0830	0.2546	0.1077			0.1907
Industrial	134.7	0.1151	0.0348	0.0711	0.0301			0.0649
Other Public Authority	70.3	0.0601	0.0182	0.0371	0.0157			0.0339
Wholesale Customers	66.2	0.0566	0.0171	0.0350	0.0148			0.0319
Fire Protection	7.5	0.0064	0.0019			1.0000	0.2750	0.2769
<b>Total</b>	<b>1,170.4</b>	<b>1.0000</b>	<b>0.3021</b>	<b>1.0000</b>	<b>0.4229</b>	<b>1.0000</b>	<b>0.2750</b>	<b>1.0000</b>

The weighting of the factors is based on the ratio of the capacity required for a 3 hour demand of fire flow, as related to total storage capacity. The calculation is shown on the following page.

NORTHERN KENTUCKY WATER DISTRICT

FACTORS FOR ALLOCATING COST OF SERVICE TO CUSTOMER CLASSIFICATIONS, cont.

FACTOR 5. ALLOCATION OF COSTS ASSOCIATED WITH STORAGE FACILITIES, cont.

The weighting of the factors is based on the ratio of the capacity required for a 10 hour demand of fire flow, as related to total storage capacity.

$$\text{Fire Protection Weight} = \frac{12,000 \text{ GPM} \times 60 \text{ Min.} \times 10 \text{ Hrs.}}{26,179,000 \text{ Gallons}} = 0.2750$$

$$\text{General Service Weight} = 1.0000 - 0.2750 = 0.7250$$

The weighting of the average hourly consumption and maximum hour extra demand for general service is based on the maximum hour ratio, as follows:

	Maximum Hour Ratio	Percent	Weight
Average Hour	1.00	41.67	0.3021
Extra Capacity Maximum Hour	<u>1.40</u>	<u>58.33</u>	<u>0.4229</u>
Total	<u><u>2.40</u></u>	<u><u>100.00</u></u>	<u><u>0.7250</u></u>

Customer Classification	Average Hourly Consumption CCF	Maximum Hour Extra Capacity		
		Factor*	CCF Per Hour	Allocation Factor
(1)	(2)	(3)	(4)=(2)x(3)	(5)
Residential	570.3	2.0	1,140.6	0.6022
Commercial/Multi-Family	321.4	1.5	482.1	0.2546
Industrial	134.7	1.0	134.7	0.0711
Other Public Authority	70.3	1.0	70.3	0.0371
Wholesale Customers	<u>66.2</u>	1.0	<u>66.2</u>	<u>0.0350</u>
Total	<u><u>1,162.9</u></u>		<u><u>1,893.9</u></u>	<u><u>1.0000</u></u>

\* Ratio of Maximum Hour To Average Hour Minus 1.0.

## NORTHERN KENTUCKY WATER DISTRICT

### FACTORS FOR ALLOCATING COST OF SERVICE TO CUSTOMER CLASSIFICATIONS, cont.

#### FACTOR 6. ALLOCATION OF COSTS ASSOCIATED WITH TRANSMISSION AND DISTRIBUTION MAINS.

Factors are based on the weighting of the maximum daily consumption with fire, Factor 3, and the maximum hour consumption, Factor 4, for each customer classification, as follows:

Customer Classification	Maximum Daily Consumption w/ Fire		Maximum Hourly Consumption		Allocation Factor
	Allocation Factor 3	Weighted Factor	Allocation Factor 4	Weighted Factor	
	(1)	(2)	(3)=(2)X	(4)	
		0.2566		0.7434	
Residential	0.4338	0.1113	0.4505	0.3349	0.4462
Commercial/Multi-Family	0.2260	0.0580	0.2141	0.1592	0.2172
Industrial	0.0922	0.0237	0.0731	0.0543	0.0780
Other Public Authority	0.0480	0.0123	0.0382	0.0284	0.0407
Wholesale Customers	0.0453	0.0116	0.0000	0.0000	0.0116
Fire Protection	0.1547	0.0397	0.2241	0.1666	0.2063
Total	<u>1.0000</u>	<u>0.2566</u>	<u>1.0000</u>	<u>0.7434</u>	<u>1.0000</u>

The weighting of the factors is based on the total footage of mains, designated as either transmission mains or distribution mains, as follows:

	Total Footage of Mains	Weight
Mains 10" and Larger	1,775,579	0.2566
Mains Smaller than 10"	<u>5,144,402</u>	<u>0.7434</u>
Total	<u>6,919,981</u>	1.0000

## NORTHERN KENTUCKY WATER DISTRICT

### FACTORS FOR ALLOCATING COST OF SERVICE TO CUSTOMER CLASSIFICATIONS, cont.

#### FACTOR 7. ALLOCATION OF COSTS ASSOCIATED WITH FIRE HYDRANTS.

Costs are assigned directly to Public Fire Protection.

Customer Classification (1)	Allocation Factor (3)
Fire Protection	1.0000
Total	1.0000

#### FACTOR 8. ALLOCATION OF COSTS ASSOCIATED WITH METERS.

Factors are based on the relative cost of meters by size and customer classification, as developed on the following page and summarized below.

Customer Classification (1)	5/8" Dollar Equivalents (2)	Allocation Factor (3)
Residential	81,150	0.8181
Commercial/Multi-Family	15,031	0.1515
Industrial	862	0.0087
Other Public Authority	2,049	0.0207
Wholesale Customers	104	0.0010
Total	99,196	1.0000

# NORTHERN KENTUCKY WATER DISTRICT

## FACTORS FOR ALLOCATING COST OF SERVICE TO CUSTOMER CLASSIFICATIONS, cont.

### FACTOR 9. ALLOCATION OF COSTS ASSOCIATED WITH SERVICES.

Factors are based on the relative cost of services by size and customer classification, as developed on the following page and summarized below.

<u>Customer Classification</u> (1)	<u>3/4" Dollar Equivalents</u> (2)	<u>Allocation Factor</u> (3)
Residential	80,873	0.8512
Commercial/Multi-Family	12,008	0.1264
Industrial	518	0.0055
Other Public Authority	1,554	0.0164
Wholesale Customers	<u>43</u>	<u>0.0005</u>
Total	<u><u>94,996</u></u>	<u><u>1.0000</u></u>



NORTHERN KENTUCKY WATER DISTRICT

BASIS FOR ALLOCATING METER COSTS TO CUSTOMER CLASSIFICATIONS

Meter Size	5/8" Dollar Equivalent	Residential		Commercial/Multi-Family		Industrial		Other Public Authority		Wholesale Customers		Total	
		Number of Meters	Weighting (4)=(2)X(3)	Number of Meters	Weighting (6)=(2)X(5)	Number of Meters	Weighting (8)=(2)X(7)	Number of Meters	Weighting (10)=(2)X(9)	Number of Meters	Weighting (12)=(2)X(11)	Number of Meters	Weighting (14)
(1)	(2)	(3)	(4)=(2)X(3)	(5)	(6)=(2)X(5)	(7)	(8)=(2)X(7)	(9)	(10)=(2)X(9)	(11)	(12)=(2)X(11)	(13)	(14)
5/8	1.0	79,605	79,605	3,178	3,178	14	14	171	171		0	82,968	82,968
3/4	1.4	0	0	0	0	0	0	0	0		0	0	0
1	1.9	720	1,368	1,022	1,942	8	15	77	146		0	1,827	3,471
1-1/2	3.9	34	133	811	3,163	13	51	49	191		0	907	3,538
2	4.0	11	44	730	2,920	39	156	142	568		0	922	3,688
3	8.6		0	88	757	17	146	44	378		0	149	1,281
4	12.0		0	52	624	15	180	21	252	3	36	91	1,092
6	22.5		0	51	1,148	3	68	7	158	3	68	64	1,442
8	46.4		0	28	1,299	3	139	3	139		0	34	1,577
10	46.4		0	0	0	2	93	1	46			3	139
Total		<u>80,370</u>	<u>81,150</u>	<u>5,960</u>	<u>15,031</u>	<u>114</u>	<u>862</u>	<u>515</u>	<u>2,049</u>	<u>6</u>	<u>104</u>	<u>86,965</u>	<u>99,196</u>

NORTHERN KENTUCKY WATER DISTRICT

BASIS FOR ALLOCATING SERVICE COSTS TO CUSTOMER CLASSIFICATIONS

Service Size	3/4" Dollar Equivalent	Residential		Commercial/Multi-Family		Industrial		Other Public Authority		Wholesale Customers		Total	
		Number of Services	Weighting (4)=(2)X(3)	Number of Services	Weighting (6)=(2)X(5)	Number of Services	Weighting (8)=(2)X(7)	Number of Services	Weighting (10)=(2)X(9)	Number of Services	Weighting (12)=(2)X(11)	Number of Services	Weighting (16)
(1)	(2)	(3)	(4)=(2)X(3)	(5)	(6)=(2)X(5)	(7)	(8)=(2)X(7)	(9)	(10)=(2)X(9)	(11)	(12)=(2)X(11)	(15)	(16)
3/4	1.00	79,605	79,605	3,178	3,178	14	14	171	171	0	0	82,968	82,968
1	1.55	720	1,113	1,022	1,580	8	12	77	119	0	0	1,827	2,824
1-1/2	3.12	34	106	811	2,532	13	41	49	153	0	0	907	2,832
2	4.43	11	49	730	3,237	39	173	142	630	0	0	922	4,089
3	5.54	0	0	88	488	17	94	44	244	0	0	149	826
4	6.57	0	0	52	342	15	99	21	138	3	20	91	599
6	7.51	0	0	51	383	3	23	7	53	3	23	64	482
8	9.58	0	0	28	268	3	29	3	29	0	0	34	326
10	16.72	0	0	0	0	2	33	1	17	0	0	3	50
Total		<u>80,370</u>	<u>80,873</u>	<u>5,960</u>	<u>12,008</u>	<u>114</u>	<u>518</u>	<u>515</u>	<u>1,554</u>	<u>6</u>	<u>43</u>	<u>86,965</u>	<u>94,996</u>

# NORTHERN KENTUCKY WATER DISTRICT

## FACTORS FOR ALLOCATING COST OF SERVICE TO CUSTOMER CLASSIFICATIONS, cont.

FACTOR 10. NOT USED IN THE ALLOCATION.

FACTOR 11. ALLOCATION OF TRANSMISSION AND DISTRIBUTION MAINTENANCE SUPERVISION AND ENGINEERING, STRUCTURES AND IMPROVEMENTS, AND OTHER EXPENSES.

Factors are based on transmission and distribution maintenance expenses other than those being allocated, as follows:

<u>Customer Classification</u> (1)	<u>Transmission &amp; Distribution Maintenance Expenses</u> (2)	<u>Allocation Factor</u> (3)
Residential	\$ 1,801,304	0.4619
Commercial/Multi-Family	751,040	0.1927
Industrial	250,949	0.0644
Other Public Authority	136,767	0.0351
Wholesale Customers	47,370	0.0122
Fire Protection	910,882	0.2337
Total	<u>\$3,898,313</u>	<u>1.0000</u>

# NORTHERN KENTUCKY WATER DISTRICT

FACTORS FOR ALLOCATING COST OF SERVICE TO CUSTOMER CLASSIFICATIONS, cont.

## FACTOR 12. ALLOCATION OF BILLING AND COLLECTING COSTS AND METER READING

Factors are based on the total number of bills.

<u>Customer Classification</u> (1)	<u>Total Bills</u> (2)	<u>Allocation Factor</u> (3)
Residential	347,128	0.92661
Commercial/Multi-Family	24,811	0.06623
Industrial	468	0.00125
Other Public Authority	2,142	0.00572
Wholesale Customers	<u>72</u>	<u>0.00019</u>
Total	<u><u>374,621</u></u>	<u><u>1.00000</u></u>

FACTOR 13. NOT USED IN THE ALLOCATION

# NORTHERN KENTUCKY WATER DISTRICT

## FACTORS FOR ALLOCATING COST OF SERVICE TO CUSTOMER CLASSIFICATIONS, cont.

### FACTOR 14. ALLOCATION OF ADMINISTRATIVE AND GENERAL EXPENSES

Factors are based on the allocation of all other operation and maintenance expenses excluding purchased water, power, chemicals and waste disposal.

<u>Customer Classification</u> (1)	<u>Operation &amp; Maintenance Expenses</u> (2)	<u>Allocation Factor</u> (3)
Residential	\$6,770,985	0.5507
Commercial/Multi-Family	2,440,251	0.1984
Industrial	825,089	0.0671
Other Public Authority	458,730	0.0373
Wholesale Customers	260,942	0.0212
Fire Protection	<u>1,541,185</u>	<u>0.1253</u>
Total	<u><u>\$12,297,182</u></u>	<u><u>1.0000</u></u>

### FACTOR 15. NOT USED IN THE ALLOCATION

## NORTHERN KENTUCKY WATER DISTRICT

### FACTORS FOR ALLOCATING COST OF SERVICE TO CUSTOMER CLASSIFICATIONS, cont.

#### FACTOR 16. ALLOCATION OF LABOR RELATED TAXES AND BENEFITS.

Factors are based on the allocation of direct labor expense.

Customer Classification	Direct Labor Expense	Allocation Factor
(1)	(2)	(3)
Residential	\$4,974,904	0.5504
Commercial/Multi-Family	1,870,078	0.2068
Industrial	637,775	0.0705
Other Public Authority	354,621	0.0392
Wholesale Customers	200,659	0.0222
Fire Protection	1,002,816	0.1109
Total	\$9,040,854	1.0000

#### FACTOR 17. ALLOCATION OF ORGANIZATION, FRANCHISES AND CONSENTS, MISCELLANEOUS INTANGIBLE PLANT AND OTHER RATE BASE ELEMENTS.

Factors are based on the allocation of the original cost less depreciation other than those items being allocated, as follows:

Customer Classification	Original Cost Less Depreciation	Allocation Factor
(1)	(2)	(3)
Residential	\$159,879,466	0.4936
Commercial/Multi-Family	70,780,566	0.2186
Industrial	25,809,044	0.0797
Other Public Authority	13,946,587	0.0431
Wholesale Customers	9,157,025	0.0283
Fire Protection	44,262,578	0.1367
Total	\$323,835,267	1.0000

## NORTHERN KENTUCKY WATER DISTRICT

### FACTORS FOR ALLOCATING COST OF SERVICE TO CUSTOMER CLASSIFICATIONS, cont.

#### FACTOR 18. ALLOCATION OF DEBT SERVICE AND ACQUISITION ADJUSTMENT

Factors are based on the allocation of the original cost measure of value rate base as shown on the following pages and summarized below.

Customer Classification	Original Cost Measure of Value	Allocation Factor
(1)	(2)	(3)
Residential	\$158,385,565	0.4952
Commercial/Multi-Family	70,018,373	0.2189
Industrial	25,690,113	0.0803
Other Public Authority	13,896,712	0.0434
Wholesale Customers	9,909,483	0.0310
Fire Protection	41,983,769	0.1312
<b>Total</b>	<b>\$319,884,015</b>	<b>1.0000</b>

#### FACTOR 19. ALLOCATION OF REGULATORY COMMISSION EXPENSES, ASSESSMENTS AND OTHER WATER REVENUES.

The factors are based on the allocation of the total cost of service, excluding those items being allocated.

Customer Classification	Total Cost of Service	Allocation Factor
(1)	(2)	(3)
Residential	\$32,739,268	0.5206
Commercial/Multi-Family	13,562,912	0.2157
Industrial	4,890,596	0.0778
Other Public Authority	2,666,553	0.0424
Wholesale Customers	1,848,748	0.0294
Fire Protection	7,177,125	0.1141
<b>Total</b>	<b>\$62,885,201</b>	<b>1.0000</b>

## NORTHERN KENTUCKY WATER DISTRICT

FACTORS FOR ALLOCATING COST OF SERVICE TO CUSTOMER CLASSIFICATIONS, cont.

### FACTOR 20. REALLOCATION OF FIRE PROTECTION

Factors are based on the relative cost of meters by size and customer classification.

<u>Customer Classification</u> (1)	<u>5/8" Dollar Equivalents</u> (2)	<u>Allocation Factor</u> (3)
Residential	81,150	0.8189
Commercial/Multi-Family	15,031	0.1517
Industrial	862	0.0087
Other Public Authority	<u>2,049</u>	<u>0.0207</u>
Total	<u><u>99,092</u></u>	<u><u>1.0000</u></u>



NORTHERN KENTUCKY WATER DISTRICT

SUMMARY OF AVERAGE DAILY SEND OUT AND MAXIMUM DAILY USAGE  
FOR THE YEARS 1998-2016

Year (1)	Average Daily Send out (MGD) (2)	Maximum Daily Use		
		MGD (3)	Ratio to Average (4)	Highest Use Day (5)
1998	32.1	46.6	1.45	9/13/1998
1999	34.7	51.2	1.48	7/26/1999
2000	33.0	48.5	1.47	6/13/2000
2001	33.3	47.1	1.41	6/28/2001
2002	36.4	57.3	1.57	9/13/2002
2003	26.8	38.4	1.43	8/2/2002
2004	27.9	36.9	1.32	7/6/2004
2005	29.2	44.5	1.52	8/4/2005
2006	27.7	40.3	1.45	8/23/2006
2007	31.1	48.8	1.57	9/3/2007
2008	29.0	42.0	1.45	8/4/2008
2009	27.2	36.2	1.33	9/2/2009
2010	28.7	42.2	1.47	8/30/2010
2011	27.4	41.1	1.50	7/28/2011
2012	29.9	46.2	1.55	6/28/2012
2013	25.7	34.3	1.33	8/30/2013
2014	26.4	34.8	1.32	6/13/2014
2015	24.4	33.9	1.39	6/12/2015
2016	26.7	38.0	1.42	7/25/2016
2017	25.3	34.2	1.36	7/26/2016

NORTHERN KENTUCKY WATER DISTRICT

BASIS FOR ALLOCATING DEMAND RELATED COSTS OF FIRE SERVICE  
TO PRIVATE AND PUBLIC FIRE PROTECTION CUSTOMER CLASSIFICATIONS

Description (1)	Restrictive Diameters Squared (2)	Quantity (3)	Relative Demand (4)=(2)x(3)	Allocation Factor (5)
<u>PUBLIC FIRE PROTECTION</u>				
<u>Hydrant</u> 5 1/4 Valve	<u>Nozzle Sizes</u> 2- 2-1/4" & 1- 4 1/2"	25.31	<u>11,513</u>	<u>291,423</u>
Total Public Fire Protection			<u>11,513</u>	<u>291,423</u> <u>1.0000</u>

# NORTHERN KENTUCKY WATER DISTRICT

## CALCULATION OF CUSTOMER CHARGE

		<u>Monthly</u>	<u>Quarterly</u>
(1) Cost Related to Meters	\$ 9,872,743		
(2) Meter Equivalents X 12	1,190,352		
(3) Cost per Bill - Meter related		\$ 8.29	24.87
(4) Cost Related to Services	\$ 3,097,441		
(5) Service Equivalents X 12	1,139,952		
(6) Cost per Bill - Services related		\$ 2.72	8.16
(7) Cost Related to Billing and Collecting	\$ 2,821,662		
(8) Number of Bills	374,621		
(9) Cost per Bill - Billing and Collecting		<u>\$ 7.53</u>	<u>7.53</u>
(10) Total Customer Charge (3)+(6)+(9)		\$ 18.54	\$ 40.56

NORTHERN KENTUCKY WATER DISTRICT

COMPARATIVE SCHEDULE OF PRESENT AND STEP 2 RATES

	<u>Present Rates</u>		<u>Step 2 Rates</u>		<u>Percentage Increase</u>
<b><u>Monthly</u></b>					
<u>Fixed Service Charge</u>					
5/8"	\$ 16.40		\$ 18.50		12.80%
3/4"	16.85		19.00		12.76%
1"	18.45		20.80		12.74%
1 1/2"	20.75		23.40		12.77%
2"	26.20		29.60		12.98%
3"	63.20		71.30		12.82%
4"	79.30		89.50		12.86%
6"	117.40		132.40		12.78%
8"	158.50		178.80		12.81%
10" and Larger	210.80		237.80		12.81%
<u>Consumption Charge</u>					
First 1,500 CF	\$ 4.53	Per 100 CF	4.77	Per 100 CF	5.30%
Next 163,500 CF	3.94	Per 100 CF	4.44	Per 100 CF	12.69%
Over 165,000 CF	2.88	Per 100 CF	3.25	Per 100 CF	12.85%
<b><u>Quarterly</u></b>					
<u>Fixed Service Charge</u>					
5/8"	\$ 32.80		\$ 40.50		23.48%
3/4"	34.40		42.50		23.55%
1"	39.50		48.80		23.54%
1 1/2"	46.70		57.70		23.55%
2"	65.50		80.90		23.51%
3"	203.90		251.80		23.49%
4"	255.50		315.50		23.48%
6"	377.60		466.20		23.46%
8"	516.00		637.10		23.47%
10" and Larger	673.70		831.90		23.48%
<u>Consumption Charge</u>					
First 4,500 CF	\$ 4.53	Per 100 CF	4.77	Per 100 CF	5.30%
Next 490,500 CF	3.94	Per 100 CF	4.44	Per 100 CF	12.69%
Over 495,000 CF	2.88	Per 100 CF	3.25	Per 100 CF	12.85%
<b>Wholesale Customers</b>					
Consumption Charge	\$ 2.67	Per 100 CF	\$ 2.98	Per 100 CF	11.61%
<b>Bulk Loading Customers</b>					
	6.06	per 1000 gallons	6.38	per 1000 gallons	5.28%

NORTHERN KENTUCKY WATER DISTRICT

APPLICATION OF PRESENT RATES AND STEP 2 RATES TO CONSUMPTION ANALYSIS  
YEAR ENDED JUNE 30, 2018

Rate Block CCF	Number Of Bills	Total CCF Consumption	Present Rate	Revenue	Step 2 Rate	Proposed Revenue
(1)	(2)	(3)	(4)	(5)	(6)	(7)
<u>Residential - Quarterly</u>						
Customer Charge						
5/8	305,785	0	\$ 32.80	\$10,029,748	\$ 40.50	\$12,384,293
3/4	0	0	34.40	0	42.50	0
1	2,710	0	39.50	107,045	48.80	132,248
1 1/2	120	0	46.70	5,604	57.70	6,924
2	39	0	65.50	2,555	80.90	3,155
3	0	0	203.90	0	251.80	0
Subtotal	308,654	0		10,144,952		12,526,620
First 45	0	4,565,620	4.53	20,682,256	4.77	21,778,005
Next 4,905	0	218,336	3.94	860,242	4.44	969,410
Over 4,950	0	0	2.88	0	3.25	0
Subtotal	0	4,783,955		21,542,499		22,747,415
Total	308,654	4,783,955		31,687,451		35,274,035
<u>Residential - Monthly</u>						
Customer Charge						
5/8	37,910	0	16.40	\$ 621,724	\$ 18.50	\$ 701,335
1	504	0	18.45	9,299	20.80	10,483
1 1/2	48	0	20.75	996	23.40	1,123
2	12	0	26.20	314	29.60	355
Subtotal	38,474	0		632,333		713,297
First 15	0	195,921	4.53	887,522	4.77	934,543
Next 1,635	0	16,158	3.94	63,663	4.44	71,742
Over 1,650	0	0	2.88	0	3.25	0
Subtotal	0	212,079		951,185		1,006,285
Total	38,474	212,079		1,583,518		1,719,581
Total Residential	347,128	4,996,034		33,270,968		36,993,616

NORTHERN KENTUCKY WATER DISTRICT

APPLICATION OF PRESENT RATES AND STEP 2 RATES TO CONSUMPTION ANALYSIS  
YEAR ENDED JUNE 30, 2018

Rate Block CCF	Number Of Bills	Total CCF Consumption	Present Rate	Revenue	Step 2 Rate	Proposed Revenue
(1)	(2)	(3)	(4)	(5)	(6)	(7)
<u>Commercial - Quarterly</u>						
Customer Charge						
5/8	9,775	0	32.80	\$ 320,620	\$ 40.50	\$ 395,888
1	2,732	0	39.50	107,914	48.80	133,322
1 1/2	1,418	0	46.70	66,221	57.70	81,819
2	2,045	0	65.50	133,948	80.90	165,441
3	260	0	203.90	53,014	251.80	65,468
4	140	0	255.50	35,770	315.50	44,170
6	72	0	377.60	27,187	466.20	33,566
8	70	0	516.00	36,120	637.10	44,597
10	0	0	673.70	0	831.90	0
Subtotal	16,512	0		780,794		964,270
First 45	0	338,085	4.530	1,531,525	4.770	1,612,665
Next 4,905	0	1,107,406	3.940	4,363,180	4.440	4,916,883
Over 4,950	0	208,756	2.880	601,217	3.250	678,457
Subtotal	0	1,654,247		6,495,922		7,208,005
Total	16,512	1,654,247		7,276,716		8,172,275
<u>Commercial - Monthly</u>						
Customer Charge						
5/8	668	0	16.40	\$ 10,955	\$ 18.50	\$ 12,358
1	84	0	18.45	1,550	20.80	1,747
1 1/2	24	0	20.75	498	23.40	562
2	125	0	26.20	3,275	29.60	3,700
3	12	0	63.20	758	71.30	856
4	48	0	79.30	3,806	89.50	4,296
6	24	0	117.40	2,818	132.40	3,178
10	0	0	210.80	0	178.80	0
Subtotal	985	0		23,660		26,696
First 15	0	5,665	4.530	25,662	4.7700	27,022
Next 1,635	0	51,897	3.940	204,474	4.4400	230,423
Over 1,650	0	0	2.880	0	3.2500	0
Subtotal	0	57,562		230,136		257,445
Total	985	57,562		253,796		284,141
Total Commercial	17,497	1,711,809		7,530,512		8,456,415

NORTHERN KENTUCKY WATER DISTRICT

APPLICATION OF PRESENT RATES AND STEP 2 RATES TO CONSUMPTION ANALYSIS  
YEAR ENDED JUNE 30, 2018

Rate Block CCF	Number Of Bills	Total CCF Consumption	Present Rate	Revenue	Step 2 Rate	Proposed Revenue
(1)	(2)	(3)	(4)	(5)	(6)	(7)
<u>Multi-Family - Quarterly</u>						
Customer Charge						
5/8	2,709	0	32.80	\$ 88,855	\$ 40.50	\$ 109,715
1	1,326	0	39.50	52,377	48.80	64,709
1 1/2	1,744	0	46.70	81,445	57.70	100,629
2	756	0	65.50	49,518	80.90	61,160
3	82	0	203.90	16,720	251.80	20,648
4	53	0	255.50	13,542	315.50	16,722
6	118	0	377.60	44,557	466.20	55,012
8	41	0	516.00	21,156	637.10	26,121
Subtotal	6,829	0		368,170		454,716
First 45	0	258,871	4.5300	1,172,686	4.7700	1,234,815
Next 4,905	0	784,039	3.9400	3,089,114	4.4400	3,481,133
Over 4,950	0	2,425	2.8800	6,984	3.2500	7,881
Subtotal	0	1,045,335		4,268,784		4,723,829
Total	6,829	1,045,335		4,636,954		5,178,545
<u>Multi-Family - Monthly</u>						
Customer Charge						
5/8	14	0	\$ 16.40	\$ 230	\$ 18.50	\$ 259
1 1/2	216	0	20.75	4,482	23.40	5,054
2	231	0	26.20	6,052	29.60	6,838
3	12	0	63.20	758	71.30	856
6	12	0	117.40	1,409	132.40	1,589
Subtotal	485	0		12,931		14,596
First 15	0	7,224	4.5300	32,725	4.7700	34,458
Next 1,635	0	50,777	3.9400	200,061	4.4400	225,450
Over 1,650	0	0	2.8800	0	3.2500	0
Subtotal	0	58,001		232,786		259,908
Total	485	58,001		245,717		274,504
Total Multi-Family	7,314	1,103,336		4,882,671		5,453,049
Total Commercial/Multi-Family	24,811	2,815,145		12,413,183		13,909,465

NORTHERN KENTUCKY WATER DISTRICT

APPLICATION OF PRESENT RATES AND STEP 2 RATES TO CONSUMPTION ANALYSIS  
YEAR ENDED JUNE 30, 2018

Rate Block CCF	Number Of Bills	Total CCF Consumption	Present Rate	Revenue	Step 2 Rate	Proposed Revenue
(1)	(2)	(3)	(4)	(5)	(6)	(7)
<u>Industrial - Quarterly</u>						
Customer Charge						
5/8	54	0	32.80	\$ 1,771	\$ 40.50	\$ 2,187
1	32	0	39.50	1,264	48.80	1,562
1 1/2	50	0	46.70	2,335	57.70	2,885
2	156	0	65.50	10,218	80.90	12,620
3	69	0	203.90	14,069	251.80	17,374
4	59	0	255.50	15,075	315.50	18,615
6	12	0	377.60	4,531	466.20	5,594
8	12	0	516.00	6,192	637.10	7,645
Subtotal	444	0		55,455		68,482
First 45	0	15,614	4.5300	70,731	4.7700	74,479
Next 4,905	0	458,464	3.9400	1,806,348	4.4400	2,035,580
Over 4,950	0	511,990	2.8800	1,474,531	3.2500	1,663,968
Subtotal	0	986,068		3,351,610		3,774,026
Total	444	986,068		3,407,065		3,842,508
<u>Industrial - Monthly</u>						
Customer Charge						
6	0	0	117.40	\$ -	\$ 132.40	\$ -
10	24	0	210.80	5,059	237.80	5,707
Subtotal	24	0		5,059		5,707
First 15	0	360	4.5300	1,631	4.7700	1,717
Next 1,635	0	39,240	3.9400	154,606	4.4400	174,226
Over 1,650	0	154,334	2.8800	444,482	3.2500	501,586
Subtotal	0	193,934		600,719		677,528
Total	24	193,934		605,778		683,235
Total Industrial	468	1,180,002		4,012,843		4,525,744



NORTHERN KENTUCKY WATER DISTRICT

APPLICATION OF PRESENT RATES AND STEP 2 RATES TO CONSUMPTION ANALYSIS  
YEAR ENDED JUNE 30, 2018

Rate Block CCF	Number Of Bills	Total CCF Consumption	Present Rate	Revenue	Step 2 Rate	Proposed Revenue
(1)	(2)	(3)	(4)	(5)	(6)	(7)
<u>Public - Quarterly</u>						
Customer Charge						
5/8	669	0	32.80	\$ 21,943	\$ 40.50	\$ 27,095
1	304	0	39.50	12,008	48.80	14,835
1 1/2	192	0	46.70	8,966	57.70	11,078
2	559	0	65.50	36,615	80.90	45,223
3	176	0	203.90	35,886	251.80	44,317
4	77	0	255.50	19,674	315.50	24,294
6	26	0	377.60	9,818	466.20	12,121
8	13	0	516.00	6,708	637.10	8,282
10	0	0	673.70	0	831.90	0
Subtotal	2,016	0		151,618		187,245
First 45	0	44,393	4.5300	201,100	4.7700	211,755
Next 4,905	0	307,247	3.9400	1,210,553	4.4400	1,364,177
Over 4,950	0	89,684	2.8800	258,290	3.2500	291,473
Subtotal	0	441,324		1,669,943		1,867,404
Total	2,016	441,324		1,821,561		2,054,649
<u>Public - Monthly</u>						
Customer Charge						
5/8	45	0	\$ 16.40	\$ 738	\$ 18.50	\$ 833
1	12	0	18.45	221	20.80	250
1 1/2	9	0	20.75	187	23.40	211
2	24	0	26.20	629	29.60	710
3	0	0	63.20	0	71.30	0
4	24	0	79.30	1,903	89.50	2,148
6	0	0	117.40	0	132.40	0
8	0	0	158.50	0	178.80	0
10	12	0	210.80	2,530	237.80	2,854
Subtotal	126	0		6,208		7,006
First 15	0	1,073	4.5300	4,861	4.7700	5,118
Next 1,635	0	25,102	3.9400	98,902	4.4400	111,453
Over 1,650	0	147,750	2.8800	425,520	3.2500	480,188
Subtotal	0	173,925		529,283		596,759
Total	126	173,925		535,491		603,765
Total Public	2,142	615,249		2,357,052		2,658,414

NORTHERN KENTUCKY WATER DISTRICT

APPLICATION OF PRESENT RATES AND STEP 2 RATES TO CONSUMPTION ANALYSIS  
YEAR ENDED JUNE 30, 2018

Rate Block CCF (1)	Number Of Bills (2)	Total CCF Consumption (3)	Present Rate (4)	Revenue (5)	Step 2 Rate (6)	Proposed Revenue (7)
<u>Wholesale - Monthly</u>						
Customer Charge						
4	36	0	79.30	\$ 2,855	\$ 89.50	\$ 3,222
6	36	0	117.40	4,226	132.40	4,766
Subtotal	72	0		7,081		7,988
First Block	0	579,806	2.6700	1,548,082	2.9800	1,727,822
Subtotal	0	579,806		1,548,082		1,727,822
Total Sales for Resale	72	579,806		1,555,163		1,735,810
Total	374,621	10,186,236		53,609,209		59,823,048

NORTHERN KENTUCKY WATER DISTRICT

Bill Comparisons

Residential/Commercial Monthly Bills - Step 2  
5/8" Meter

Consumption CF	Bills under		Increase	Percentage Increase
	Present Rates	Proposed Rates		
-	\$ 16.40	\$ 18.50	\$ 2.10	12.8%
100	20.93	23.27	2.34	11.2%
200	25.46	28.04	2.58	10.1%
300	29.99	32.81	2.82	9.4%
400	34.52	37.58	3.06	8.9%
500	39.05	42.35	3.30	8.5%
600	43.58	47.12	3.54	8.1%
700	48.11	51.89	3.78	7.9%
800	52.64	56.66	4.02	7.6%
900	57.17	61.43	4.26	7.5%
1,000	61.70	66.20	4.50	7.3%
1,100	66.23	70.97	4.74	7.2%
1,200	70.76	75.74	4.98	7.0%
1,300	75.29	80.51	5.22	6.9%
1,400	79.82	85.28	5.46	6.8%
1,500	84.35	90.05	5.70	6.8%
1,600	88.29	94.49	6.20	7.0%
1,700	92.23	98.93	6.70	7.3%
1,800	96.17	103.37	7.20	7.5%
1,900	100.11	107.81	7.70	7.7%
2,000	104.05	112.25	8.20	7.9%
2,500	123.75	134.45	10.70	8.6%

NORTHERN KENTUCKY WATER DISTRICT

Bill Comparisons

Residential/Commercial Quarterly Bills - Step 2  
5/8" Meter

Consumption CF	Bills under		Increase	Percentage Increase
	Present Rates	Proposed Rates		
-	\$ 32.80	\$ 40.50	\$ 7.70	23.5%
300	46.39	54.81	8.42	18.2%
600	59.98	69.12	9.14	15.2%
800	69.04	78.66	9.62	13.9%
900	73.57	83.43	9.86	13.4%
1,200	87.16	97.74	10.58	12.1%
1,500	100.75	112.05	11.30	11.2%
1,800	114.34	126.36	12.02	10.5%
2,100	127.93	140.67	12.74	10.0%
2,400	141.52	154.98	13.46	9.5%
2,700	155.11	169.29	14.18	9.1%
3,000	168.70	183.60	14.90	8.8%
3,300	182.29	197.91	15.62	8.6%
3,600	195.88	212.22	16.34	8.3%
3,900	209.47	226.53	17.06	8.1%
4,200	223.06	240.84	17.78	8.0%
4,500	236.65	255.15	18.50	7.8%
4,800	248.47	268.47	20.00	8.0%
5,100	260.29	281.79	21.50	8.3%
5,400	272.11	295.11	23.00	8.5%
5,700	283.93	308.43	24.50	8.6%
6,000	295.75	321.75	26.00	8.8%
7,500	354.85	388.35	33.50	9.4%

NORTHERN KENTUCKY WATER DISTRICT

Bill Comparisons

Industrial/Public Authority Monthly - Step 2  
10" Meter

Consumption CF	Bills under		Increase	Percentage Increase
	Present Rates	Proposed Rates		
-	\$ 210.80	\$ 237.80	\$ 27.00	12.8%
1,000	256.10	285.50	29.40	11.5%
2,000	298.45	331.55	33.10	11.1%
3,000	337.85	375.95	38.10	11.3%
4,000	377.25	420.35	43.10	11.4%
5,000	416.65	464.75	48.10	11.5%
6,000	456.05	509.15	53.10	11.6%
7,000	495.45	553.55	58.10	11.7%
8,000	534.85	597.95	63.10	11.8%
9,000	574.25	642.35	68.10	11.9%
10,000	613.65	686.75	73.10	11.9%
50,000	2,189.65	2,462.75	273.10	12.5%
100,000	4,159.65	4,682.75	523.10	12.6%
200,000	7,728.65	8,706.25	977.60	12.6%
500,000	16,368.65	18,456.25	2,087.60	12.8%
750,000	23,568.65	26,581.25	3,012.60	12.8%
1,000,000	30,768.65	34,706.25	3,937.60	12.8%
1,100,000	33,648.65	37,956.25	4,307.60	12.8%
1,200,000	36,528.65	41,206.25	4,677.60	12.8%
1,300,000	39,408.67	44,456.27	5,047.60	12.8%
1,400,000	42,288.68	47,706.28	5,417.60	12.8%
1,500,000	45,168.70	50,956.30	5,787.60	12.8%
1,600,000	48,048.72	54,206.31	6,157.59	12.8%
1,700,000	50,928.73	57,456.33	6,527.59	12.8%
1,800,000	53,808.75	60,706.34	6,897.59	12.8%
1,900,000	56,688.77	63,956.36	7,267.59	12.8%
2,000,000	59,568.78	67,206.37	7,637.59	12.8%

NORTHERN KENTUCKY WATER DISTRICT

SUMMARY OF PRESENT AND PROPOSED RATES - STEP 1

	<u>Present Rates</u>		<u>Step 1 Rates</u>		<u>Percentage Increase</u>
<b><u>Monthly</u></b>					
<u>Fixed Service Charge</u>					
5/8"	\$ 16.40		\$ 17.50		6.71%
3/4"	16.85		17.90		6.23%
1"	18.45		19.60		6.23%
1 1/2"	20.75		22.10		6.51%
2"	26.20		27.90		6.49%
3"	63.20		67.30		6.49%
4"	79.30		84.40		6.43%
6"	117.40		124.90		6.39%
8"	158.50		168.70		6.44%
10" and Larger	210.80		224.30		6.40%
<u>Consumption Charge</u>					
First 1,500 CF	\$ 4.53 Per 100 CF		4.650 Per 100 CF		2.65%
Next 163,500 CF	3.94 Per 100 CF		4.190 Per 100 CF		6.35%
Over 165,000 CF	2.88 Per 100 CF		3.070 Per 100 CF		6.60%
<b><u>Quarterly</u></b>					
<u>Fixed Service Charge</u>					
5/8"	\$ 32.80		36.65		11.74%
3/4"	34.40		38.45		11.77%
1"	39.50		44.15		11.77%
1 1/2"	46.70		52.20		11.78%
2"	65.50		73.20		11.76%
3"	203.90		227.85		11.75%
4"	255.50		285.50		11.74%
6"	377.60		421.90		11.73%
8"	516.00		576.55		11.73%
10" and Larger	673.70		752.80		11.74%
<u>Consumption Charge</u>					
First 4,500 CF	\$ 4.53 Per 100 CF		\$ 4.650 Per 100 CF		2.65%
Next 490,500 CF	\$ 3.94 Per 100 CF		\$ 4.190 Per 100 CF		6.35%
Over 495,000 CF	\$ 2.88 Per 100 CF		\$ 3.070 Per 100 CF		6.60%
<b><u>Wholesale Customers</u></b>					
Consumption Charge	\$ 2.67 Per 100 CF		\$ 2.83 Per 100 CF		5.99%
<b>Bulk Loading Customers</b>	6.060 per 1000 gallons		6.220 per 1000 gallons		2.64%

NORTHERN KENTUCKY WATER DISTRICT

APPLICATION OF PRESENT RATES AND STEP 1 RATES TO CONSUMPTION ANALYSIS  
YEAR ENDED JUNE 30, 2018

Rate Block CCF	Number Of Bills	Total CCF Consumption	Present Rate	Revenue	Step 1 Rate	Proposed Revenue
(1)	(2)	(3)	(4)	(5)	(6)	(7)
<u>Residential - Quarterly</u>						
Customer Charge						
5/8	305,785	0	\$ 32.80	\$10,029,748	\$ 36.65	\$ 11,207,020
3/4	0	0	34.40	-	38.45	-
1	2,710	0	39.50	107,045	44.15	119,647
1 1/2	120	0	46.70	5,604	52.20	6,264
2	39	0	65.50	2,555	73.20	2,855
3		0	203.90	0	227.85	0
Subtotal	308,654	0		10,144,952		11,335,786
First 45	0	4,565,620	4.53	20,682,256	4.65	21,230,131
Next 4,905	0	218,336	3.94	860,242	4.19	914,826
Over 4,950	0	0	2.88	0	3.07	0
Subtotal	0	4,783,955		21,542,499		22,144,957
Total	308,654	4,783,955		31,687,451		33,480,743
<u>Residential - Monthly</u>						
Customer Charge						
5/8	37,910	0	16.40	\$ 621,724	\$ 17.50	\$ 663,425
1	504	0	18.45	9,299	19.60	9,878
1 1/2	48	0	20.75	996	22.10	1,061
2	12	0	26.20	314	27.90	335
Subtotal	38,474	0		632,333		674,699
First 15	0	195,921	4.53	887,522	4.65	911,033
Next 1,635	0	16,158	3.94	63,663	4.19	67,702
Over 1,650	0	0	2.88	0	3.07	0
Subtotal	0	212,079		951,185		978,735
Total	38,474	212,079		1,583,518		1,653,434
Total Residential	347,128	4,996,034		33,270,968		35,134,176

NORTHERN KENTUCKY WATER DISTRICT

APPLICATION OF PRESENT RATES AND STEP 1 RATES TO CONSUMPTION ANALYSIS  
YEAR ENDED JUNE 30, 2018

Rate Block CCF	Number Of Bills	Total CCF Consumption	Present Rate	Revenue	Step 1 Rate	Proposed Revenue
(1)	(2)	(3)	(4)	(5)	(6)	(7)
<u>Commercial - Quarterly</u>						
Customer Charge						
5/8	9,775	0	32.80	\$ 320,620	\$ 36.65	\$ 358,254
1	2,732	0	39.50	107,914	44.15	120,618
1 1/2	1,418	0	46.70	66,221	52.20	74,020
2	2,045	0	65.50	133,948	73.20	149,694
3	260	0	203.90	53,014	227.85	59,241
4	140	0	255.50	35,770	285.50	39,970
6	72	0	377.60	27,187	421.90	30,377
8	70	0	516.00	36,120	576.55	40,359
10	0	0	673.70	0	752.80	0
Subtotal	16,512	0		780,794		872,531
First 45	0	338,085	4.530	1,531,525	4.650	1,572,095
Next 4,905	0	1,107,406	3.940	4,363,180	4.190	4,640,031
Over 4,950	0	208,756	2.880	601,217	3.070	640,881
Subtotal	0	1,654,247		6,495,922		6,853,007
Total	16,512	1,654,247		7,276,716		7,725,539
<u>Commercial - Monthly</u>						
Customer Charge						
5/8	668	0	16.40	\$ 10,955	\$ 17.50	\$ 11,690
1	84	0	18.45	1,550	19.60	1,646
1 1/2	24	0	20.75	498	22.10	530
2	125	0	26.20	3,275	27.90	3,488
3	12	0	63.20	758	67.30	808
4	48	0	79.30	3,806	84.40	4,051
6	24	0	117.40	2,818	124.90	2,998
10	0	0	210.80	0	224.30	0
Subtotal	985	0		23,660		25,211
First 15	0	5,665	4.530	25,662	4.6500	26,342
Next 1,635	0	51,897	3.940	204,474	4.1900	217,448
Over 1,650	0	0	2.880	0	3.0700	0
Subtotal	0	57,562		230,136		243,791
Total	985	57,562		253,796		269,001
Total Commercial	17,497	1,711,809		7,530,512		7,994,540



NORTHERN KENTUCKY WATER DISTRICT

APPLICATION OF PRESENT RATES AND STEP 1 RATES TO CONSUMPTION ANALYSIS  
YEAR ENDED JUNE 30, 2018

Rate Block CCF	Number Of Bills	Total CCF Consumption	Present Rate	Revenue	Step 1 Rate	Proposed Revenue
(1)	(2)	(3)	(4)	(5)	(6)	(7)
<u>Multi-Family - Quarterly</u>						
Customer Charge						
5/8	2,709	0	32.80	\$ 88,855	\$ 36.65	\$ 99,285
1	1,326	0	39.50	52,377	44.15	58,543
1 1/2	1,744	0	46.70	81,445	52.20	91,037
2	756	0	65.50	49,518	73.20	55,339
3	82	0	203.90	16,720	227.85	18,684
4	53	0	255.50	13,542	285.50	15,132
6	118	0	377.60	44,557	421.90	49,784
8	41	0	516.00	21,156	576.55	23,639
Subtotal	6,829	0		368,170		411,443
First 45	0	258,871	4.5300	1,172,686	4.6500	1,203,750
Next 4,905	0	784,039	3.9400	3,089,114	4.1900	3,285,123
Over 4,950	0	2,425	2.8800	6,984	3.0700	7,445
Subtotal	0	1,045,335		4,268,784		4,496,318
Total	6,829	1,045,335		4,636,954		4,907,761
<u>Multi-Family - Monthly</u>						
Customer Charge						
5/8	14	0	16.40	\$ 230	\$ 17.50	\$ 245
1 1/2	216	0	20.75	4,482	22.10	4,774
2	231	0	26.20	6,052	27.90	6,445
3	12	0	63.20	758	67.30	808
6	12	0	117.40	1,409	124.90	1,499
Subtotal	485	0		12,931		13,771
First 15	0	7,224	4.5300	32,725	4.6500	33,592
Next 1,635	0	50,777	3.9400	200,061	4.1900	212,756
Over 1,650	0	0	2.8800	0	3.0700	0
Subtotal	0	58,001		232,786		246,347
Total	485	58,001		245,717		260,118
Total Multi-Family	7,314	1,103,336		4,882,671		5,167,880
Total Commercial/Multi-Family	24,811	2,815,145		12,413,183		13,162,420

NORTHERN KENTUCKY WATER DISTRICT

APPLICATION OF PRESENT RATES AND STEP 1 RATES TO CONSUMPTION ANALYSIS  
YEAR ENDED JUNE 30, 2018

Rate Block CCF	Number Of Bills	Total CCF Consumption	Present Rate	Revenue	Step 1 Rate	Proposed Revenue
(1)	(2)	(3)	(4)	(5)	(6)	(7)
<u>Industrial - Quarterly</u>						
Customer Charge						
5/8	54	0	32.80	\$ 1,771	\$ 36.65	\$ 1,979
1	32	0	39.50	1,264	44.15	1,413
1 1/2	50	0	46.70	2,335	52.20	2,610
2	156	0	65.50	10,218	73.20	11,419
3	69	0	203.90	14,069	227.85	15,722
4	59	0	255.50	15,075	285.50	16,845
6	12	0	377.60	4,531	421.90	5,063
8	12	0	516.00	6,192	576.55	6,919
Subtotal	444	0		55,455		61,970
First 45	0	15,614	4.5300	70,731	4.6500	72,605
Next 4,905	0	458,464	3.9400	1,806,348	4.1900	1,920,964
Over 4,950	0	511,990	2.8800	1,474,531	3.0700	1,571,809
Subtotal	0	986,068		3,351,610		3,565,379
Total	444	986,068		3,407,065		3,627,349
<u>Industrial - Monthly</u>						
Customer Charge						
6	0	0	117.40	\$ -	\$ 124.90	\$ -
10	24	0	210.80	5,059	224.30	5,383
Subtotal	24	0		5,059		5,383
First 15	0	360	4.5300	1,631	4.6500	1,674
Next 1,635	0	39,240	3.9400	154,606	4.1900	164,416
Over 1,650	0	154,334	2.8800	444,482	3.0700	473,805
Subtotal	0	193,934		600,719		639,895
Total	24	193,934		605,778		645,278
Total Industrial	468	1,180,002		4,012,843		4,272,627

NORTHERN KENTUCKY WATER DISTRICT

APPLICATION OF PRESENT RATES AND STEP 1 RATES TO CONSUMPTION ANALYSIS  
YEAR ENDED JUNE 30, 2018

Rate Block CCF	Number Of Bills	Total CCF Consumption	Present Rate	Revenue	Step 1 Rate	Proposed Revenue
(1)	(2)	(3)	(4)	(5)	(6)	(7)
<u>Public - Quarterly</u>						
Customer Charge						
5/8	669	0	32.80	\$ 21,943	\$ 36.65	\$ 24,519
1	304	0	39.50	12,008	44.15	13,422
1 1/2	192	0	46.70	8,966	52.20	10,022
2	559	0	65.50	36,615	73.20	40,919
3	176	0	203.90	35,886	227.85	40,102
4	77	0	255.50	19,674	285.50	21,984
6	26	0	377.60	9,818	421.90	10,969
8	13	0	516.00	6,708	576.55	7,495
10	0	0	673.70	0	752.80	0
Subtotal	2,016	0		151,618		169,432
First 45	0	44,393	4.5300	201,100	4.6500	206,427
Next 4,905	0	307,247	3.9400	1,210,553	4.1900	1,287,365
Over 4,950	0	89,684	2.8800	258,290	3.0700	275,330
Subtotal	0	441,324		1,669,943		1,769,122
Total	2,016	441,324		1,821,561		1,938,554
<u>Public - Monthly</u>						
Customer Charge						
5/8	45	0	\$ 16.40	\$ 738	\$ 17.50	\$ 788
1	12	0	18.45	221	19.60	235
1 1/2	9	0	20.75	187	22.10	199
2	24	0	26.20	629	27.90	670
3	0	0	63.20	0	67.30	0
4	24	0	79.30	1,903	84.40	2,026
6	0	0	117.40	0	124.90	0
8	0	0	158.50	0	168.70	0
10	12	0	210.80	2,530	224.30	2,692
Subtotal	126	0		6,208		6,610
First 15	0	1,073	4.5300	4,861	4.6500	4,989
Next 1,635	0	25,102	3.9400	98,902	4.1900	105,177
Over 1,650	0	147,750	2.8800	425,520	3.0700	453,593
Subtotal	0	173,925		529,283		563,759
Total	126	173,925		535,491		570,369
Total Public	2,142	615,249		2,357,052		2,508,924

NORTHERN KENTUCKY WATER DISTRICT

APPLICATION OF PRESENT RATES AND STEP 1 RATES TO CONSUMPTION ANALYSIS  
YEAR ENDED JUNE 30, 2018

Rate Block CCF (1)	Number Of Bills (2)	Total CCF Consumption (3)	Present Rate (4)	Revenue (5)	Step 1 Rate (6)	Proposed Revenue (7)
<u>Wholesale - Monthly</u>						
Customer Charge						
4	36	0	79.30	\$ 2,855	\$ 84.40	\$ 3,038
6	36	0	117.40	4,226	124.90	4,496
Subtotal	72	0		7,081		7,534
First Block	0	579,806	2.6700	1,548,082	2.8300	1,640,851
Subtotal	0	579,806		1,548,082		1,640,851
Total Sales for Resale	72	579,806		1,555,163		1,648,385
Total	374,621	10,186,236		\$53,609,209		\$ 56,726,531

NORTHERN KENTUCKY WATER DISTRICT

Bill Comparisons

Residential/Commercial Monthly Bills - Step 1  
5/8" Meter

Consumption CF	Bills under		Increase	Percentage Increase
	Present Rates	Proposed Rates		
-	\$ 16.40	\$ 17.50	\$ 1.10	6.7%
100	20.93	22.15	1.22	5.8%
200	25.46	26.80	1.34	5.3%
300	29.99	31.45	1.46	4.9%
400	34.52	36.10	1.58	4.6%
500	39.05	40.75	1.70	4.4%
600	43.58	45.40	1.82	4.2%
700	48.11	50.05	1.94	4.0%
800	52.64	54.70	2.06	3.9%
900	57.17	59.35	2.18	3.8%
1,000	61.70	64.00	2.30	3.7%
1,100	66.23	68.65	2.42	3.7%
1,200	70.76	73.30	2.54	3.6%
1,300	75.29	77.95	2.66	3.5%
1,400	79.82	82.60	2.78	3.5%
1,500	84.35	87.25	2.90	3.4%
1,600	88.29	91.44	3.15	3.6%
1,700	92.23	95.63	3.40	3.7%
1,800	96.17	99.82	3.65	3.8%
1,900	100.11	104.01	3.90	3.9%
2,000	104.05	108.20	4.15	4.0%
2,500	123.75	129.15	5.40	4.4%

NORTHERN KENTUCKY WATER DISTRICT

Bill Comparisons

Residential/Commercial Quarterly Bills - Step 1  
5/8" Meter

Consumption CF	Bills under		Increase	Percentage Increase
	Present Rates	Proposed Rates		
-	\$ 32.80	\$ 36.65	\$ 3.85	11.7%
300	46.39	50.60	4.21	9.1%
600	59.98	64.55	4.57	7.6%
800	69.04	73.85	4.81	7.0%
900	73.57	78.50	4.93	6.7%
1,200	87.16	92.45	5.29	6.1%
1,500	100.75	106.40	5.65	5.6%
1,800	114.34	120.35	6.01	5.3%
2,100	127.93	134.30	6.37	5.0%
2,400	141.52	148.25	6.73	4.8%
2,700	155.11	162.20	7.09	4.6%
3,000	168.70	176.15	7.45	4.4%
3,300	182.29	190.10	7.81	4.3%
3,600	195.88	204.05	8.17	4.2%
3,900	209.47	218.00	8.53	4.1%
4,200	223.06	231.95	8.89	4.0%
4,500	236.65	245.90	9.25	3.9%
4,800	248.47	258.47	10.00	4.0%
5,100	260.29	271.04	10.75	4.1%
5,400	272.11	283.61	11.50	4.2%
5,700	283.93	296.18	12.25	4.3%
6,000	295.75	308.75	13.00	4.4%
7,500	354.85	371.60	16.75	4.7%

NORTHERN KENTUCKY WATER DISTRICT

Bill Comparisons

Industrial/Public Authority Monthly - Step 1  
10" Meter

Consumption CF	Bills under		Increase	Percentage Increase
	Present Rates	Proposed Rates		
-	\$ 210.80	\$ 224.30	\$ 13.50	6.4%
1,000	256.10	270.80	14.70	5.7%
2,000	298.45	315.00	16.55	5.5%
3,000	337.85	356.90	19.05	5.6%
4,000	377.25	398.80	21.55	5.7%
5,000	416.65	440.70	24.05	5.8%
6,000	456.05	482.60	26.55	5.8%
7,000	495.45	524.50	29.05	5.9%
8,000	534.85	566.40	31.55	5.9%
9,000	574.25	608.30	34.05	5.9%
10,000	613.65	650.20	36.55	6.0%
50,000	2,189.65	2,326.20	136.55	6.2%
100,000	4,159.65	4,421.20	261.55	6.3%
200,000	7,728.65	8,219.20	490.55	6.3%
500,000	16,368.65	17,429.20	1,060.55	6.5%
750,000	23,568.65	25,104.20	1,535.55	6.5%
1,000,000	30,768.65	32,779.20	2,010.55	6.5%
1,100,000	33,648.65	35,849.20	2,200.55	6.5%
1,200,000	36,528.65	38,919.20	2,390.55	6.5%
1,300,000	39,408.67	41,989.22	2,580.55	6.5%
1,400,000	42,288.68	45,059.23	2,770.55	6.6%
1,500,000	45,168.70	48,129.25	2,960.55	6.6%
1,600,000	48,048.72	51,199.26	3,150.55	6.6%
1,700,000	50,928.73	54,269.28	3,340.55	6.6%
1,800,000	53,808.75	57,339.29	3,530.55	6.6%
1,900,000	56,688.77	60,409.31	3,720.55	6.6%
2,000,000	59,568.78	63,479.33	3,910.54	6.6%

Q21. Provide Northern Kentucky District's current written policies, programs, and procedures to reduce Northern Kentucky District's consumption of electricity if different than that provided in Northern Kentucky District's Response to Commission Staff's Second Information Request in Case No. 2012-00072.

A21. See file NKWD\_PSCDR1\_21\_PumpingPDF\_101218 which outlines the same procedures for off-peak pumping as those filed with the Response to Commission Staff's Second Information Request in Case No. 2012-00072.



## OFF PEAK PUMPING

### 1.0 Purpose:

1.1 To ensure economic operation of river pumps by operating them during off-peak hours, resulting in lower demand charges on the monthly electric bill.

2.0 **No one shall deviate from this off-peak pumping schedule without the prior approval of the Operations Manager or Plant Supervisor.**

### 3.0 Winter pumping hours: (September meter reading – May meter reading)

3.1 River pumps are turned on after **9:00 p.m.**

River pumps are turned off before **9:00 a.m.** Operators should start shutting river pumps down so that there are no pumps running at 8:30 a.m. By making sure all pumps are shut down before 8:30 a.m. this will ensure that there is adequate time to call someone from Pumping (if there is a problem with shutdown) to respond to the river to shut down the pump(s) locally/manually before 9:00 a.m. **The programmed auto pump stop times are to be used as a backup to the operator shutting down the pumps by 8:30 a.m. and should not be relied upon to shut the pumps down.** The Plant Supervisor will determine the programmed auto pump stop times.

Winter pumping hours also allow an afternoon pumping run.

River pumps are turned on after **2:00 p.m.**

River pumps are turned off before **5:00 p.m.** . Operators should start shutting river pumps down so that there are no pumps running at 4:30 p.m. By making sure all pumps are shut pumps down before 4:30 p.m. this will ensure that there is adequate time to call someone from Pumping(if there is a problem with shutdown) to respond to the river to shut down the pump(s) locally/manually before 5:00 p.m. **The programmed auto pump stop times are to be used as a backup to the operator shutting down the pumps by 4:30 p.m. and should not be relied upon to shut the**

**pumps down.** The Plant Supervisor will determine the programmed auto pump stop times.

All day on Saturday and Sunday are considered Off-Peak pumping.

#### 4.0 **Summer pumping hours: (May meter reading – September meter reading)**

##### 4.1 River pumps are turned on after **8:00 p.m.**

River pumps are turned off before **11:00 a.m.** Operators should start shutting river pumps down so that there are no pumps running at 10:30 a.m. By making sure all pumps are shut pumps down before 10:30 a.m. this will ensure that there is adequate time to call someone from Pumping(if there is a problem with shutdown) to respond to the river to shut down the pump(s) locally/manually before 11:00 a.m. **The programmed auto pump stop times are to be used as a backup to the operator shutting down the pumps by 10:30 a.m. and should not be relied upon to shut the pumps down.** The Plant Supervisor will determine the programmed auto pump stop times.

All day on Saturday and Sunday are considered Off-Peak pumping.

#### 5.0 Holiday Pumping:

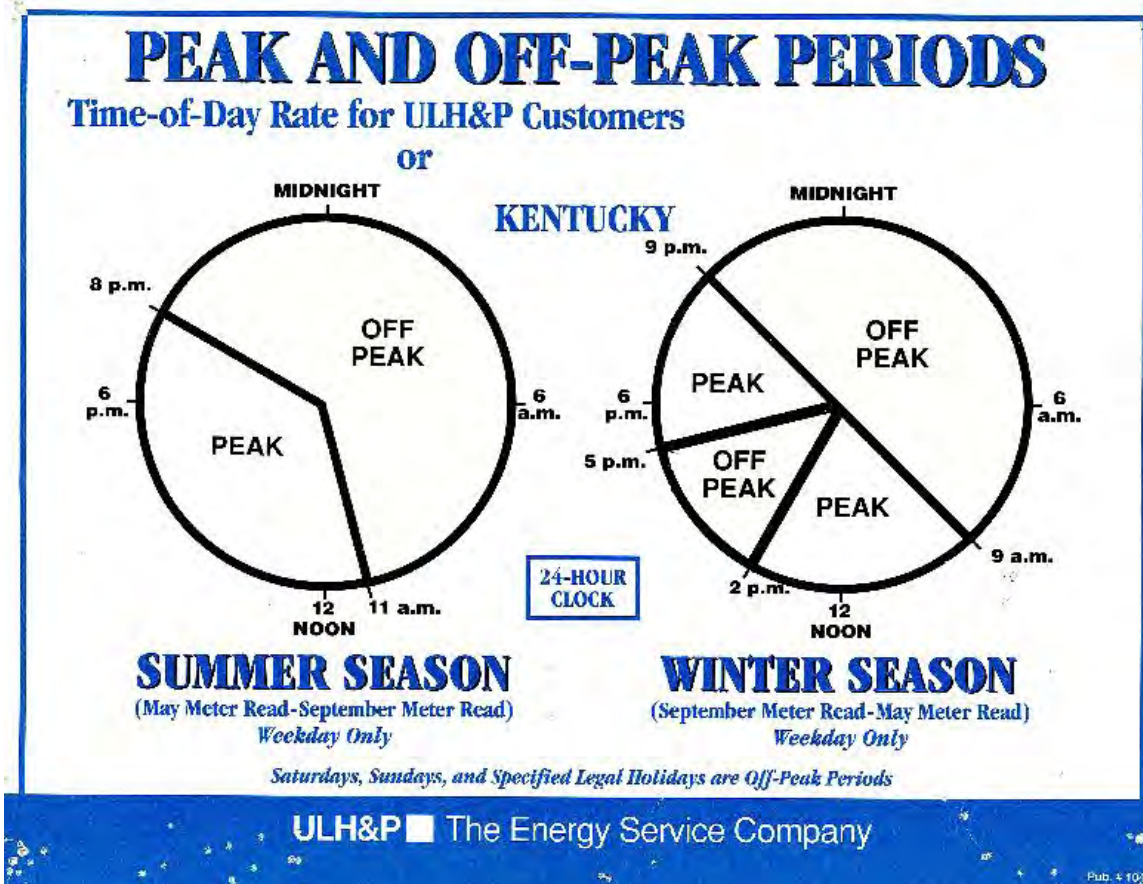
##### 5.1 Most nationally recognized holidays are also considered Off-Peak pumping days.

Off-peak pumping holidays include: **New Year's Day, President's Day, Good Friday, Memorial Day, Fourth of July, Labor Day, Columbus Day, Veteran's Day, Thanksgiving Day, and Christmas Day.** Follow instructions from the Operations Manager before altering pumping schedules on these days. If a holiday is not in this list, operate pumps according to the off-peak schedule for that day.

##### 5.2 There are some Northern Kentucky Water District holidays that **are not** considered off-peak pumping holidays by Duke Energy, including when NKWD observes the 4<sup>th</sup> of July on a different day (like when it falls on a weekend), the day after Thanksgiving, and Christmas Eve.

#### 6.0 Memorial Parkway Pumping:

- 6.1 MPTP generally shuts down at 11:00 p.m. MPTP has an additional button on ORPS2 pump page. This time will stop pumps from running overnight. The time can be changed and enabled and disabled by the Plant Supervisor or Plant Foreman.



Q22. Describe how Northern Kentucky District establishes the level of compensation for its president and senior management. This description should address the role of Northern Kentucky District's Board of Commissioners in the process. Compensation includes salary and all fringe benefits.

A22. Compensation for the President is determined by the Board of Commissioners. On an annual basis, the Board of Commissioners reviews the President & CEO's total compensation. The Board of Commissioners' receive external consulting to evaluate the President & CEO's total compensation and competitiveness in the market.

Compensation for senior management (Vice-President) is included in Northern Kentucky Water District's pay grade structure. Periodically, this structure is reviewed internally and externally by a consultant to ensure competitiveness in the market.

- Q23. Provide a listing with descriptions of all activities, initiatives, or programs undertaken or continued by Northern Kentucky District since its last rate case for the purpose of minimizing costs or improving the efficiency of its operations or maintenance activities.
- A23. The District takes the responsibility of being good stewards of the assets very seriously and strives daily to use the rate payer's revenues to the best of our ability. As such, we continue to promote the following activities to maximize revenue dollars:

Management

- Analyze each position as it comes open due to retirement or other separation to assure it is necessary before filling it.
- Dispose of vacant property that is no longer needed.

Procurement

- Work in collaboration with other agencies to jointly bid materials and services and utilize online reverse auction bidding of chemicals to obtain the best pricing.
- Secure bids for an electronic bill presentment and payment vendor to process customer payments online, which results in significant savings over other processing methods.
- Use state procurement contracts to reduce the cost of telephone and cellular services.
- Coordinate water main replacement with street paving improvements to reduce the cost of pavement restoration.
- Negotiate construction change orders facilitated by project photographic documentation to lower the overall cost of construction.

Operations

- Continue the off peak pumping program described in Question 21 to help control electric costs that are a substantial portion of our operations costs.
- Utilize the granular activated carbon in our water treatment process for the longest period possible per contactor (ranges from 19 to 24 months) instead of the originally expected 12 months per contactor to get the maximum usage while addressing disinfection by-product standards.

- Utilize leak detection vendors in a systematic process through our system to help alleviate non-revenue water through the identification and repair of issues detected. The entire water distribution system was surveyed once between the years of 2015, 2016, 2017, and 2018.
- Replace indoor and outdoor lighting fixtures with new fixtures using significantly lower wattage to reduce power consumption.
- Replace pumps and motors with new equipment that are sized appropriately for current system conditions and install variable frequency drives to reduce power consumption.
- Evaluate chemicals through routine jar testing to determine appropriate chemical dosages and look for ways to lower chemical costs such as buying chemicals in larger volumes.
- Utilize one UV disinfection treatment train at the Fort Thomas plant instead of two UV treatment trains during lower demand winter months to save power and extend bulb life.