

JOHN N. HUGHES
ATTORNEY AT LAW
PROFESSIONAL SERVICE CORPORATION
124 WEST TODD STREET
FRANKFORT, KENTUCKY 40601

Telephone: (502) 227-7270

jnhughes@johnnhughespsc.com

March 29, 2019

Gwen Pinson
Executive Director
Public Service Commission
211 Sower Blvd.
Frankfort, KY 40601

Re: Atmos Energy Corporation:
Case No. 2018-00281

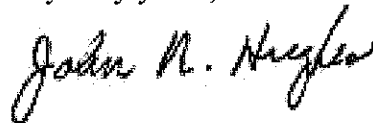
Dear Ms. Pinson:

Atmos Energy Corporation submits updated responses to MFR 16(7)(o); PSC DR 1-46; 1-58; and PSC DR 2-13.

I certify that the electronic filing is a complete and accurate copy of the original documents to be filed in this matter, which will be filed within two days of this submission and that there are currently no parties in this proceeding that the Commission has excused from participation by electronic means.

If you have any questions about this matter, please contact me.

Very truly yours,



John N. Hughes

And

Mark R. Hutchinson
Wilson, Hutchinson and Littlepage
611 Frederica St.
Owensboro, KY 42301
270 926 5011
randy@whplawfirm.com

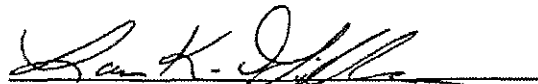
Attorneys for Atmos Energy
Corporation

COMMONWEALTH OF KENTUCKY
BEFORE THE PUBLIC SERVICE COMMISSION

IN THE MATTER OF)
RATE APPLICATION OF) Case No. 2018-00281
ATMOS ENERGY CORPORATION)

AFFIDAVIT

The Affiant, Laura K. Gilham, being duly sworn, deposes and states that the attached supplemental responses to Commission Staff's first request for information are true and correct to the best of her knowledge and belief.




Laura K. Gilham

STATE OF Texas
COUNTY OF Denton

SUBSCRIBED AND SWORN to before me by Laura K. Gillham on this the 29 day of March, 2019.





Notary Public
My Commission Expires: 05.10.2019


COMMONWEALTH OF KENTUCKY

BEFORE THE PUBLIC SERVICE COMMISSION

IN THE MATTER OF)
RATE APPLICATION OF) Case No. 2018-00281
ATMOS ENERGY CORPORATION)

AFFIDAVIT

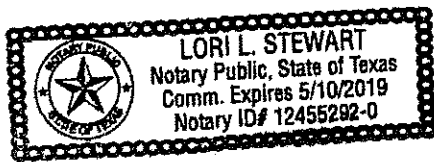
The Affiant, Laura K. Gillham, being duly sworn, deposes and states that the attached supplemental responses to Commission Staff's second request for information are true and correct to the best of her knowledge and belief.




Laura K. Gillham

STATE OF Texas
COUNTY OF Denton

SUBSCRIBED AND SWORN to before me by Laura K. Gillham on this the 29 day of March, 2019.





Notary Public
My Commission Expires: 05.10.2019

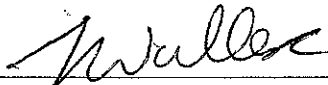
COMMONWEALTH OF KENTUCKY

BEFORE THE PUBLIC SERVICE COMMISSION

IN THE MATTER OF)
RATE APPLICATION OF) Case No. 2018-00281
ATMOS ENERGY CORPORATION)

AFFIDAVIT


The Affiant, Gregory K. Waller, being duly sworn, deposes and states that the attached supplemental responses to Commission Staff's first request for information are true and correct to the best of his knowledge and belief.



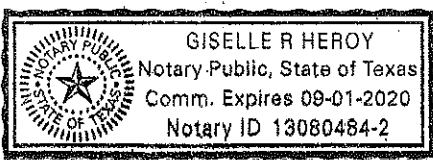
Gregory K. Waller

STATE OF Texas
COUNTY OF Texas - Dallas

SUBSCRIBED AND SWORN to before me by Gregory K. Waller on this the 29th day of March, 2019.



Notary Public
My Commission Expires: 9/1/2020



COMMONWEALTH OF KENTUCKY

BEFORE THE PUBLIC SERVICE COMMISSION

IN THE MATTER OF)
RATE APPLICATION OF) Case No. 2018-00281
ATMOS ENERGY CORPORATION)

AFFIDAVIT

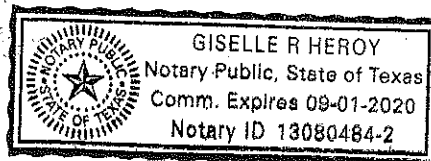
The Affiant, Gregory K. Waller, being duly sworn, deposes and states that the attached supplemental responses to Commission Staff's second request for information are true and correct to the best of his knowledge and belief.

Gregory K. Waller
Gregory K. Waller

STATE OF *Texas*
COUNTY OF *Dallas*

SUBSCRIBED AND SWORN to before me by Gregory K. Waller on this the *29th* day of March, 2019.

Michelle D. Heroy
Notary Public
My Commission Expires: *9/1/2020*



Case No. 2018-00281
Atmos Energy Corporation, Kentucky Division
Forecasted Test Period Filing Requirements
MFR FR 16(7)(o) Supplement
Page 1 of 1

SUPPLEMENTAL RESPONSE (3/29/2019)

REQUEST:

Section 16. Applications for General Adjustments of Existing Rates.

- (7) Each application requesting a general adjustment in rates supported by a fully forecasted test period shall include the following or a statement explaining why the required information does not exist and is not applicable to the utility's application:
 - (o) Complete monthly budget variance reports, with narrative explanations, for the twelve (12) months immediately prior to the base period, each month of the base period, and any subsequent months, as they become available;

SUPPLEMENTAL RESPONSE:

Please see supplemental attachment FR_16(7)(o)_Att1 for the monthly reports for the period January 2019 and February 2019. Beginning in March 2015, Company management changed the reporting requirement for narrative explanations on internal monthly variance reports from a monthly basis to a quarterly basis. While variance information is still provided monthly, narrative explanations are now provided on a quarterly basis.

ATTACHMENT:

ATTACHMENT 1 - Atmos Energy Corporation, FR_16(7)(o)_Att1_Suppl2 - Budget Variance Reports Jan19, Feb19.pdf, 4 Pages.

Respondents: Greg Waller and Laura Gillham



Atmos Energy Corporation
Distribution Operations
Financial Results and Statistical Highlights
KY/Mid-States

For the Period Ended January 31, 2019

Financial Results in \$MM's	MTD					YTD				
	Actual	Budget	Fav/ Unfav	%		Actual	Budget	Fav/ Unfav	%	
Net Income	\$ 9.8	\$ 9.8		0.0%	○	\$ 8.5	\$ 24.5	\$ (16.0)	(65.3%)	●
Contribution Margin	22.9	23.1	(0.2)	(0.9%)	●	73.6	72.2	1.4	1.9%	●
O&M - Direct BU	3.1	2.9	(0.2)	(6.9%)	●	11.4	11.5	0.1	0.9%	●
Cap Rate	59.6%	57.3%	2.3%		●	56.6%	57.6%	(1.0%)		●
Capital Spending Activities										
Capital Spending	\$ 13.9	\$ 14.3	\$ (0.4)	(2.8%)	●	\$ 50.6	\$ 56.7	\$ (6.1)	(10.8%)	●
Project Closings	\$ 11.5	\$ 9.1	\$ 2.4	26.4%	●	\$ 38.9	\$ 50.2	\$ (11.3)	(22.5%)	●

Statistical Information and Indicators (in thousands except Headcount)	Act	Bud	Inc/Dec	%		FY18:	Inc/Dec	%	
	Customer Base Charge ⁽¹⁾	347	347	-	0.0%	○	343	4	1.2%
Employee Headcount ⁽²⁾	367	375	(8)	-2.1%	●	Sep-18 367	-	0.0%	○
Direct O&M ⁽³⁾ per Customer Base Charge	\$ 41.5	\$ 97.6	\$ (56.2)	-57.5%	●	\$ 112.2	\$ (70.8)	-63.1%	●
Direct O&M ⁽³⁾ per Headcount	\$ 39.2	\$ 90.3	\$ (51.2)	-56.6%	●	\$ 104.9	\$ (65.7)	-62.6%	●

(1) Customer Base Charge is rolling 12-month average.

(2) Employee headcount is as of period end.

(3) Direct O&M excludes direct and allocated Shared Services costs and the provision for bad debt expense. Metric calculated on a rolling 12-month average.

Rate Base Information in \$MM's (as of period indicated)	KY	TN	VA
September 30, 2018	\$ 427.6	\$ 303.0	\$ 47.6
September 30, 2017	335.8	303.0	47.6
September 30, 2016	335.8	274.6	49.1



Atmos Energy Corporation
Distribution Operations
Income Statement - Comparative
KY/Mid-States

For the Period Ended January 31, 2019

<i>in \$thousands</i>	MTD				YTD			
	Actual	Budget	Fav/ Unfav	FY2018	Actual	Budget	Fav/ Unfav	FY2018
Contribution Margin:								
Delivered gas	\$ 18,915	\$ 19,499	\$ (584)	\$ 20,375	\$ 59,603	\$ 59,528	\$ 75	\$ 62,529
Transportation	3,794	3,258	536	3,965	13,134	11,290	1,844	13,415
Other revenue	228	392	(164)	(887)	912	1,362	(450)	28
Total Contribution Margin	22,937	23,149	(212)	23,453	73,649	72,180	1,469	75,972
Operating expenses:								
Direct BU O&M	3,095	2,936	(159)	2,958	11,382	11,542	160	10,620
Direct SSU Charges	454	325	(129)	432	1,467	1,225	(242)	1,446
SSU Allocations	1,437	1,445	8	1,395	5,210	5,601	391	4,948
Provision for bad debts	106	111	5	98	341	344	3	305
Total O&M expense	5,092	4,817	(275)	4,883	18,400	18,712	312	17,319
Depreciation & amortization	3,133	3,142	9	2,951	12,454	12,475	21	11,743
Taxes, other than income	1,563	1,666	103	1,398	5,676	5,765	89	5,063
Total operating expenses	9,786	9,625	(163)	9,232	36,530	36,952	422	34,125
Operating income	13,151	13,524	(373)	14,221	37,119	35,228	1,891	41,847
Other income (expense):								
Interest, net	1,285	1,046	(239)	1,247	5,092	4,708	(384)	5,073
Miscellaneous income (expense), net	(546)	(279)	267	(386)	(1,509)	(914)	595	(1,111)
Total other income (expense)	739	767	28	861	3,583	3,794	211	3,962
Income (loss) before income taxes	12,412	12,757	(345)	13,360	33,536	31,434	2,102	37,885
Provision/(Benefit) for income taxes	2,601	2,944	(343)	3,835	25,081	6,944	18,137	9,948
Net income (loss)	\$ 9,811	\$ 9,813	\$ (2)	\$ 9,525	\$ 8,455	\$ 24,490	\$ (16,035)	\$ 27,937

Volumes (Mmcf) :								
Residential	3,264	4,131	(867)	4,802	8,373	8,698	(325)	8,998
Commercial	1,933	2,384	(451)	2,775	5,198	5,375	(177)	5,610
Industrial	348	486	(138)	500	1,286	1,030	256	1,114
Irrigation	-	-	0	-	-	-	0	-
Public Authorities	144	195	(51)	222	415	442	(27)	455
Unbilled	894	64	830	(276)	3,299	2,834	465	2,817
Total Gas Distribution volumes	6,583	7,260	(677)	8,023	18,571	18,379	192	18,994
Transportation volumes	5,420	4,782	638	5,375	18,962	16,429	2,533	18,242
Total Throughput	12,003	12,042	(39)	13,398	37,533	34,808	2,725	37,236



Atmos Energy Corporation
Distribution Operations
Financial Results and Statistical Highlights
KY/Mid-States

For the Period Ended February 28, 2019

Financial Results in \$MM's	MTD					YTD				
	Actual	Budget	Fav/ Unfav	%		Actual	Budget	Fav/ Unfav	%	
Net Income	\$ 8.7	\$ 8.7		0.0%	○	\$ 17.1	\$ 33.1	\$ (16.0)	(48.3%)	●
Contribution Margin	20.7	21.2	(0.5)	(2.4%)	●	94.4	93.4	1.0	1.1%	●
O&M - Direct BU	2.7	2.6	(0.1)	(3.8%)	●	14.0	14.2	0.2	1.4%	●
Cap Rate	60.1%	57.4%	2.7%		●	57.3%	57.6%	(0.3%)		●
Capital Spending Activities										
Capital Spending	\$ 10.7	\$ 11.1	\$ (0.4)	(3.6%)	●	\$ 61.3	\$ 67.8	\$ (6.5)	(9.6%)	●
Project Closings	\$ 5.4	\$ 8.2	\$ (2.8)	(34.1%)	●	\$ 44.3	\$ 58.3	\$ (14.0)	(24.0%)	●

Statistical Information and Indicators (in thousands except Headcount)	Act	Bud	Inc/Dec	%		FY18	Inc/Dec	%	
	Customer Base Charge ⁽¹⁾	348	347	1	0.3%	●	343	5	1.5%
Employee Headcount ⁽²⁾	369	375	(6)	-1.6%	●	Sep-18 367	2	0.5%	●
Direct O&M ⁽³⁾ per Customer Base Charge	\$ 45.5	\$ 98.3	\$ (52.8)	-53.7%	●	\$ 112.2	\$ (66.7)	-59.5%	●
Direct O&M ⁽³⁾ per Headcount	\$ 42.9	\$ 90.9	\$ (48.0)	-52.8%	●	\$ 104.9	\$ (62.0)	-59.1%	●

(1) Customer Base Charge is rolling 12-month average.

(2) Employee headcount is as of period end.

(3) Direct O&M excludes direct and allocated Shared Services costs and the provision for bad debt expense. Metric calculated on a rolling 12-month average.

Rate Base Information in \$MM's (as of period indicated)	KY	TN	VA
September 30, 2018	\$ 427.6	\$ 303.0	\$ 47.6
September 30, 2017	335.8	303.0	47.6
September 30, 2016	335.8	274.6	49.1



Atmos Energy Corporation
Distribution Operations
Income Statement - Comparative
KY/Mid-States

For the Period Ended February 28, 2019

<i>in \$thousands</i>	MTD				YTD			
	Actual	Budget	Fav/ Unfav	FY2018	Actual	Budget	Fav/ Unfav	FY2018
Contribution Margin:								
Delivered gas	\$ 17,467	\$ 17,236	\$ 231	\$ 18,064	\$ 77,070	\$ 76,765	\$ 305	\$ 80,593
Transportation	3,059	3,540	(481)	3,295	16,194	14,830	1,364	16,710
Other revenue	223	406	(183)	(815)	1,134	1,768	(634)	(787)
Total Contribution Margin	20,749	21,182	(433)	20,544	94,398	93,363	1,035	96,516
Operating expenses:								
Direct BU O&M	2,666	2,640	(26)	2,301	14,048	14,182	134	12,921
Direct SSU Charges	321	334	13	350	1,788	1,559	(229)	1,796
SSU Allocations	1,244	1,329	85	1,243	6,454	6,931	477	6,191
Provision for bad debts	100	99	(1)	87	441	443	2	392
Total O&M expense	4,331	4,402	71	3,981	22,731	23,115	384	21,300
Depreciation & amortization	3,137	3,165	28	2,952	15,591	15,640	49	14,695
Taxes, other than income	1,554	1,561	7	870	7,230	7,326	96	5,933
Total operating expenses	9,020	9,128	106	7,803	45,552	46,081	529	41,928
Operating income	11,729	12,054	(325)	12,741	48,846	47,282	1,564	54,588
Other income (expense):								
Interest, net	1,104	995	(109)	1,212	6,196	5,703	(493)	6,286
Miscellaneous income (expense), net	(365)	(162)	203	(281)	(1,875)	(1,076)	799	(1,394)
Total other income (expense)	739	833	94	931	4,321	4,627	306	4,892
Income (loss) before income taxes	10,990	11,221	(231)	11,810	44,525	42,655	1,870	49,696
Provision/(Benefit) for income taxes	2,303	2,571	(268)	3,390	27,383	9,515	17,868	13,338
Net income (loss)	\$ 8,687	\$ 8,650	\$ 37	\$ 8,420	\$ 17,142	\$ 33,140	\$ (15,998)	\$ 36,358

Volumes (Mmcf) :								
Residential	3,727	3,839	(112)	3,788	12,100	12,537	(437)	12,786
Commercial	2,116	2,174	(58)	2,167	7,314	7,549	(235)	7,777
Industrial	387	348	39	472	1,674	1,379	295	1,586
Irrigation	-	-	0	-	-	-	0	-
Public Authorities	188	192	(4)	197	604	634	(30)	652
Unbilled	(1,213)	(616)	(597)	(1,830)	2,087	2,218	(131)	987
Total Gas Distribution volumes	5,205	5,937	(732)	4,794	23,779	24,317	(538)	23,788
Transportation volumes	4,439	5,080	(641)	4,531	23,401	21,509	1,892	22,773
Total Throughput	9,644	11,017	(1,373)	9,325	47,180	45,826	1,354	46,561

Case No. 2018-00281
Atmos Energy Corporation, Kentucky Division
Staff DR Set No. 1
Question No. 1-46 Supplement 2
Page 1 of 1

(SUPPLEMENTAL RESPONSE 3/29/2019)

REQUEST:

As the historical data becomes available, provide detailed monthly income statements for each forecasted month of the base period including the month in which the Commission hears this case.

SUPPLEMENTAL RESPONSE:

Please see supplemental Attachment 1 for operating income through February 2019.

ATTACHMENT:

ATTACHMENT 1 - Atmos Energy Corporation, Staff_1-46_Att1_Suppl3 - Operating Income through February 2019.xlsx, 13 Pages.

Respondent: Greg Waller

Atmos Energy Corporation, Kentucky/Mid-States Division
Kentucky Jurisdiction Case No. 2018-00281
Operating Income Summary
Forecasted Test Period: Twelve Months Ended March 31, 2020

Data: Base Period Forecasted Period
Type of Filing: Original Updated Revised
Workpaper Reference No(s). _____
FR 16(8)(c)1
Schedule C-1
Witness: Waller, Densman

Line No.	Description	Base Return at Current Rates	Forecasted Return at Current Rates	Proposed Increase	Forecasted Return at Proposed Rates
1	Operating Revenue	\$ 180,854,481	\$ 169,717,866	\$ 15,919,310	\$ 185,637,176
2	Operating Expenses				
3	Purchased Gas Cost	89,006,236	78,382,354		78,382,354
4	Other O & M Expenses	29,337,924	27,224,981	79,597	27,304,578
5	Depreciation Expense	20,792,783	22,541,774		22,541,774
6	Taxes Other than Income	6,454,875	7,511,837	31,839	7,543,676
7					
8	State & Federal Income Taxes	6,843,914	6,159,952	4,068,947	10,228,899
9	Total Operating Expenses	<u>\$ 152,435,732</u>	<u>\$ 141,820,898</u>	<u>\$ 4,180,382</u>	<u>\$ 146,001,280</u>
10	Operating Income	<u>\$ 28,418,749</u>	<u>\$ 27,896,968</u>	<u>\$ 11,738,928</u>	<u>\$ 39,635,896</u>
11	Rate Base	414,187,472	496,111,427		496,111,427
12	Rate of Return	6.86%	5.62%		7.99%

Atmos Energy Corporation, Kentucky/Mid-States Division
Kentucky Jurisdiction Case No. 2018-00281
Adjusted Operating Income Statement
Base Period: Twelve Months Ended December 31, 2018
Forecasted Test Period: Twelve Months Ended March 31, 2020

Data: Base Period Forecasted Period
Type of Filing: Original Updated Revised
Workpaper Reference No(s).

FR 16(8)(c)2
Schedule C-2
Witness: Waller, Densman

Line No.	Major Group Classification	Base Year Revenue & Expenses	Utility budget Adjustments	Sched Ref.	SSU Billing Adjs	Sched Ref.	Forecasted Revenue & Expenses	Ratemaking Adjustments	Sched Ref.	Test Year Rev. & Exp. Adjusted
1	Operating Revenue	\$ 180,854,481	\$ (11,136,615)	D-1			\$ 169,717,866	\$ -		\$ 169,717,866
2										
3	Operating Expenses									
4	Purchased Gas Cost	89,006,236	(10,623,882)	D-1			78,382,354	-		78,382,354
5	Production O&M Expense	-	-	D-1			-	-		-
6	Storage O&M Expense	709,798	(220,884)	D-1			488,914	-		488,914
7	Transmission O&M Expense	479,476	(69,373)	D-1			410,103	-		410,103
8	Distribution O&M Expense	9,376,800	(2,031,259)	D-1		*	7,345,541	-		7,345,541
9	Customer Accting. & Collection	3,471,519	(824,620)	D-1		*	2,646,900	-		2,646,900
10	Customer Service & Information	113,725	14,547	D-1		*	128,272	-		128,272
11	Sales Expense	416,913	(12,338)	D-1		*	404,575	(196,297)	F-4	208,278
12	Admin. & General Expense	14,769,692	2,821,136	D-1		*	17,590,829	(1,593,854)	F-6, F-8, F-9, F-10, F-11	15,996,974
13	Depreciation Expense	20,792,783	1,748,991	D-1			22,541,774	-		22,541,774
14	Taxes - Other	6,454,875	1,056,962	D-1			7,511,837	-		7,511,837
15	Income Taxes	6,843,914	(488,918)				6,354,996	(195,045)		6,159,952
16										
17										
18	Total Operating Expenses	\$ 152,435,732	\$ (8,629,638)				\$ 143,806,094	\$(1,985,196)		\$ 141,820,898
19										
20	Net Operating Income	<u>\$ 28,418,749</u>	<u>\$ (2,506,977)</u>				<u>\$ 25,911,771</u>	<u>\$ 1,985,196</u>		<u>\$ 27,896,968</u>

Atmos Energy Corporation, Kentucky/Mid-States Division
Kentucky Jurisdiction Case No. 2018-00281
Operating Revenue and Expenses by FERC Account
Base Period: Twelve Months Ended December 31, 2018

Data: Base Period _____ Forecasted Period _____ FR 16(8)(c)2.1
Type of Filing: Original _____ Updated _____ Revised _____ Schedule C-2.1 B
Workpaper Reference No(s). _____ Witness: Waller, Densman

Line No.	Account No. (s)	Account Title	Unadjusted Total Utility
			(1)
1		<u>OPERATING REVENUE</u>	
2		<u>Sales of Gas</u>	
3	4800	Residential	\$ 104,140,252
4	4805	Unbilled Residential	(1,203,270)
5	4811	Commercial	44,941,378
6	4812	Industrial	6,556,064
7	4815	Unbilled Commercial	(381,550)
8	4816	Unbilled Industrial	252,796
9	4820	Other - Public Authority	7,381,197
10	4825	Unbilled Public Authority	(102,757)
11		Total Sales of Gas	\$ 161,584,111
12			
13		<u>Other Operating Income</u>	
14	4870	Forfeited Discounts	\$ 1,373,537
15	4880	Misc. Service Revenues	783,570
16	4893	Revenue From Transportation of Gas of Others	18,537,373
17	4950	Other Gas Revenue	1
	4960	Provision for Rate Refunds	(1,424,111)
18		Total Other Operating Income	\$ 19,270,370
19			
20		TOTAL OPERATING REVENUE	\$ 180,854,481
21			
22		<u>OPERATING EXPENSES</u>	
23		<u>Production Expense - Operation</u>	
24	7560	Ng. Field Meas. & Reg. Station	-
25	7590	Production and gathering-Other	-
26		Total Production Expense - Operation	\$ -
27			
28		<u>Production Expense - Maintenance</u>	
29	7610	Ng Main. Supervision & Engineering	\$ -
30			\$ -
31		<u>Natural Gas Storage Expense - Operation</u>	
32	8140	Operation Supervision & Engineering	\$ -
33	8150	Maps and Records	-
34	8160	Wells Expense	434,474

Atmos Energy Corporation, Kentucky/Mid-States Division
Kentucky Jurisdiction Case No. 2018-00281
Operating Revenue and Expenses by FERC Account
Base Period: Twelve Months Ended December 31, 2018

Data: Base Period _____ Forecasted Period _____ FR 16(8)(c)2.1
Type of Filing: Original _____ Updated _____ Revised _____ Schedule C-2.1 B
Workpaper Reference No(s). _____ Witness: Waller, Densman

Line No.	Account No. (s)	Account Title	Unadjusted Total Utility
			(1)
35	8170	Lines Expense	32,251
36	8180	Compressor Station Expense	35,243
37	8190	Compressor Station Expense Fuel & Power	1,040
38	8200	Measuring & Regulating Station Expense	6,873
39	8210	Purification	50,443
40	8240	Other	-
41	8250	Storage Well Royalties	9,841
42		Total Nat. Gas Storage Expense - Operation	\$ 570,166
43			
44		<u>Natural Gas Storage Expense - Maintenance</u>	
45	8310	Structure & Improvements	\$ 26,909
46	8320	Reservoirs & Wells	-
47	8340	Compressor Station Equip.	3,962
48	8350	Measuring & Regulating Station Equip.	20
49	8360	Purification Equipment	-
50	8370	Maintenance of other equipment	-
51	840/847	Other Storage Exp. - LNG	108,741
52		Total Nat. Gas Storage Expense - Maintenance	\$ 139,632
53			
54		<u>Transmission Expense - Operation</u>	
55	8500	Operation Supervision & Engineering	\$ 29
56	8520	Communication system expenses	-
57	8550	Other fuel & power for compression	416
58	8560	Mains Expense	425,187
59	8570	Measuring & Regulating Station Exp.	24,760
60	8590	Other Exp.	-
61	8600	Rents	-
62		Total Transmission Expense - Operation	\$ 450,391
63			
64		<u>Transmission Expense - Maintenance</u>	
65	8620	Structures and Improvements	\$ -
66	8630	Mains	28,804
67	8640	Compressor Station Equipment	-
68	8650	Measuring & Reg Station Equip.	281
69	8670	Other Equipment	-

Atmos Energy Corporation, Kentucky/Mid-States Division
Kentucky Jurisdiction Case No. 2018-00281
Operating Revenue and Expenses by FERC Account
Base Period: Twelve Months Ended December 31, 2018

Data: Base Period _____ Forecasted Period _____ FR 16(8)(c)2.1
Type of Filing: Original _____ Updated _____ Revised _____ Schedule C-2.1 B
Workpaper Reference No(s). _____ Witness: Waller, Densman

Line No.	Account No. (s)	Account Title	Unadjusted Total Utility
			(1)
70		Total Transmission Expense - Maintenance	\$ 29,085
71			
72		<u>Purchased Gas Cost - Operation</u>	
73	8001	Intercompany Gas Well-head Purchases	\$ -
74	8010	Natural gas field line purchases	67,331
75	8040	Natural Gas City Gate Purchases	56,233,271
76	8045	Transportation to City Gate	-
77	8050	Transmission-Operation supervision and engineering	(11,267)
78	8051	Other Gas Purchases / Gas Cost Adjustments	52,922,515
79	8052	PGA for Commercial	26,915,066
80	8053	PGA for Industrial	5,527,388
81	8054	PGA for Public Authority	5,048,908
82	8057	PGA for Transportation Sales	-
83	8058	Unbilled PGA Costs	(1,385,119)
84	8059	PGA Offset to Unrecovered Gas Cost	(80,918,760)
85	8060	Exchange Gas	661,486
86	8081	Gas Withdrawn From Storage - Debit	14,089,929
87	8082	Gas Delivered to Storage	(14,902,551)
88	8110	Gas used for products extraction-Credit	-
89	8120	Gas Used for Other Utility Operations	(22,522)
90	8130	Gas Used for Other Utility Operations	-
91	8580	Transmission and compression of gas by others	24,780,561
92		<u>Total Purchased Gas Cost</u>	\$ 89,006,236
93			
94		<u>Distribution Expenses - Operation</u>	
95	8700	Supervision and Engineering	\$ 1,549,674
96	8710	Distribution Load Dispatching	970
97	8711	Odorization	42,446
98	8720	Compressor Station Labor & Expenses	-
99	8740	Mains & Services	5,253,516
100	8750	Measuring and Regulating Station Exp. - Gen	600,716
101	8760	Measuring and Regulating Station Exp. - Ind.	155,176
102	8770	Measuring and Regulating Sta. Exp. - City Gate	56,818
103	8780	Meters and House Regulator Expense	1,057,755
104	8790	Customer Installations Expense	2,055

Atmos Energy Corporation, Kentucky/Mid-States Division
Kentucky Jurisdiction Case No. 2018-00281
Operating Revenue and Expenses by FERC Account
Base Period: Twelve Months Ended December 31, 2018

Data: Base Period _____ Forecasted Period _____ FR 16(8)(c)2.1
Type of Filing: Original _____ Updated _____ Revised _____ Schedule C-2.1 B
Workpaper Reference No(s). _____ Witness: Waller, Densman

Line No.	Account No. (s)	Account Title	Unadjusted Total Utility
			(1)
105	8800	Other Expense	7,990
106	8810	Rents	514,574
107		Total Distribution Expenses - Operation	\$ 9,241,690
108			
109		<u>Distribution Expenses - Maintenance</u>	
110	8850	Supervision and Engineering	\$ 1,142
111	8860	Structures and Improvements	119
112	8870	Mains	43,911
113	8890	Measuring and Regulating Station Exp. - Gen	69,570
114	8900	Measuring and Regulating Station Exp. - Ind.	1,441
115	8910	Measuring and Regulating Sta. Exp. - City Gate	1,007
116	8920	Services	5,468
117	8930	Meters and House Regulators	378
118	8940	Other Equipment	12,074
119	8950	Maintenance of Other Plant	-
120		Total Distribution Expenses - Maintenance	\$ 135,110
121			
122		<u>Customer Accounts Expenses - Operation</u>	
123	9010	Supervision	\$ -
124	9020	Meter Reading Expenses	1,221,385
125	9030	Customer Records & Collections	1,326,591
126	9040	Uncollectible Accounts	923,544
127		Total Customer Accounts Expense	\$ 3,471,519
128			
129		<u>Customer Service & Information - Operation</u>	
130	9070	Supervision	\$ -
131	9080	Customer Assistance Expenses	-
132	9090	Informational and Instructional Advertising Expenses	113,640
133	9100	Misc Cust Serv & Informational Exp	85
134		Total Customer Accounts Expenses - Operation	\$ 113,725
135			
136		<u>Sales Expense</u>	
137	9110	Supervision	\$ 263,258
138	9120	Demonstrating and Selling Expenses	123,584
139	9130	Advertising Expenses	30,071

Atmos Energy Corporation, Kentucky/Mid-States Division
Kentucky Jurisdiction Case No. 2018-00281
Operating Revenue and Expenses by FERC Account
Base Period: Twelve Months Ended December 31, 2018

Data: Base Period _____ Forecasted Period _____ FR 16(8)(c)2.1
Type of Filing: Original _____ Updated _____ Revised _____ Schedule C-2.1 B
Workpaper Reference No(s). _____ Witness: Waller, Densman

Line No.	Account No. (s)	Account Title	Unadjusted Total Utility
			(1)
140	9160	Miscellaneous Sales Expenses	-
141		Total Sales Expenses	\$ 416,913
142			
143		<u>Administrative and General Expenses - Operation</u>	
144	9200	Administrative and General Salaries	\$ 141,308
145	9210	Office Supplies and Expenses	15,363
146	9220	Administrative Expense Transferred	11,934,603
147	9230	Outside Services Employed	332,297
148	9240	Property Insurance	171,003
149	9250	Injuries and Damages	67,761
150	9260	Employee Pensions and Benefits	1,821,691
151	9270	Franchise Requirements	727
152	9280	Regulatory Commission Expense	146,892
153	930.2	Miscellaneous General Expense	111,433
154	9310	A&G-Rents	\$ 15,615
155		Total Administrative and General Exp. - Operation	\$ 14,758,692
156			
157		<u>Administrative and General Expense - Maintenance</u>	
158	9320	Maintenance of general plant	\$ 11,000
159		Total Administrative and Gen. Exp. - Maintenance	\$ 11,000
160			
161		<u>Total Operation and Maintenance Expense</u>	\$ 118,344,160
162			
163	403	Depreciation	\$ 20,792,783
164	406	Amortization	\$ 49,463
165	4081	Taxes Other than Income Taxes	6,454,875
166	4091-4101	Provision for Federal & State Income Taxes	6,843,914
167			
168		TOTAL OPERATING EXPENSE (incl Gas Cost)	\$ 152,485,195
169			
170		NET OPERATING INCOME	\$ 28,369,286

Atmos Energy Corporation, Kentucky/Mid-States Division
 Kentucky Jurisdiction Case No. 2018-00261
 Monthly Jurisdictional Operating Income by FERC Account, Div 002 Only
 Base Period: Twelve Months Ended December 31, 2013

Data: Base Period Forecasted Period
 Type of Filing: Original Updated Revised
 Worksheet Reference No(s)

FR 16(b)(c)2.2
 Schedule C-2.2

Witness: Waller, Densman

Line No.	Acct No.	Account Description	Actual												Actual		Total	
			Jan-18	Mar-18	Apr-18	May-18	Jun-18	Jul-18	Aug-18	Sep-18	Oct-18	Nov-18	Dec-18	Jan-19	Feb-19			
1	4030	Depreciation Expense	(0)	(0)	0	(0)	0	(0)	0	0	0	0	(0)	(0)	0	0	(0)	(0)
2	4081	Taxes other than income taxes, utility operating i	0	(0)	(0)	(0)	(0)	(1,095,801)	(0)	0	0	0	(0)	0	0	0	0	(1,095,801)
3	8210	Storage-Purification expenses	0	0	0	0	0	0	78	0	0	0	0	0	0	0	0	78
4	8280	Storage-Rents	0	0	0	0	0	(217,126)	0	0	217,126	0	0	0	0	0	0	0
5	8700	Distribution-Operation supervision and engineeri	105,093	438	61,170	1,555	806	426	53	0	206	488	1,311	108	0	157	163	171,453
6	8560	Mains Expenses	0	0	11,897	(5,828)	913	0	0	0	0	0	23	0	0	(633)	633	7,005
7	8740	Mains and Services Expenses	6,615	3,893	4,172	(6,958)	5,773	3,329	1,845	6,007	5,452	802	(691)	8,951	6,213	6,420	38,790	0
8	8780	Meter and house regulator expenses	0	0	0	0	0	0	0	0	0	0	0	0	0	0	0	0
9	8800	Distribution-Other expenses	0	0	0	0	0	0	0	0	0	0	0	1,257	0	0	18	1,257
10	8850	Distribution-Maintenance supervision and engine	0	0	22,774,821	2,090,628	51,305	(237,351)	0	503	0	0	0	0	0	0	0	24,679,906
11	8900	Maintenance of measuring and regulating station	0	0	0	0	0	0	1,731	0	0	0	0	0	0	0	0	1,731
12	9010	Customer accounts-Operation supervision	0	0	0	0	0	0	49	0	2,065	1,139	623	2,602	(453)	0	0	6,479
13	9030	Customer accounts-Customer records and collec	5,314	4,452	11,757	9,548	10,028	9,468	9,972	11,406	9,277	10,002	11,419	9,455	11,702	9,605	112,099	0
14	9090	Customer service-Operating informational and instructional advertising expense	0	0	0	0	0	0	0	0	5,126	0	0	0	0	0	0	5,126
15	9100	Customer service-Miscellaneous customer serviv	0	0	0	0	0	0	0	0	39	256	0	0	0	2,865	3,075	9,377
16	9120	Sales-Demonstrating and selling expenses	8,288	0	347	0	0	19	18	411	0	0	0	0	0	0	0	9,377
17	9160	Sales-Miscellaneous sales expenses	0	0	0	0	1,009	591	0	0	0	0	796	0	810	0	0	2,396
18	9200	A&G-Administrative & general salaries	205,452	(827,808)	(2,192,440)	(401,667)	(899,220)	(5,308,855)	(1,209,061)	(2,495,242)	(2,004,789)	(560,277)	(2,595,612)	1,204,688	(452,228)	(1,707,968)	(16,882,933)	
19	9210	A&G-Office supplies & expense	2,142,790	1,771,426	1,682,549	2,041,980	1,933,265	2,210,856	2,386,814	2,317,247	3,569,083	2,330,459	2,641,701	2,258,360	2,781,260	2,504,116	27,266,530	
20	9220	A&G-Administrative expense transferred-Credit	(8,771,030)	(7,951,782)	(10,587,390)	(8,252,356)	(13,352,810)	(5,009,612)	(11,709,290)	(6,530,450)	(7,222,120)	(10,613,657)	(5,278,923)	(7,489,119)	(9,277,980)	(8,012,680)	(102,788,338)	
21	9230	A&G-Outside services employed	689,944	802,488	1,004,663	1,133,846	1,038,732	1,348,513	1,220,414	1,262,718	1,820,078	830,765	1,083,683	1,208,575	1,131,263	1,058,037	13,442,400	
22	9240	A&G-Property insurance	11,426	11,426	10,819	10,819	10,819	10,819	10,819	10,819	10,819	10,819	10,819	10,819	10,819	10,819	10,819	131,038
23	9250	A&G-Injuries & damages	1,587,463	1,587,213	1,877,081	1,587,313	1,587,109	1,084,489	3,583,137	1,589,740	2,001,338	1,627,742	1,502,553	1,609,344	1,608,800	1,608,865	21,224,521	
24	9260	A&G-Employee pensions and benefits	2,898,822	3,461,898	5,497,584	3,538,375	9,024,587	4,392,184	7,335,156	3,357,096	1,612,930	5,503,145	1,842,523	82,939	3,028,692	3,393,181	48,547,030	
25	9269	NSG-Employee pensions	0	0	0	0	0	0	0	0	0	0	0	0	0	0	0	
26	9301	A&G-General advertising expense	0	0	0	0	0	0	0	0	0	0	0	0	0	0	0	
27	9302	Miscellaneous general expenses	579,195	377,496	2,958,336	386,906	186,525	263,397	290,525	196,693	293,569	342,612	252,252	522,569	708,778	611,468	6,648,076	
28	9310	A&G-Rents	506,336	515,892	421,345	109,297	405,038	456,120	459,223	460,489	479,866	464,494	487,434	464,130	414,332	455,895	5,229,764	
29	9320	A&G-Maintenance of general plant	24,040	45,828	4,387	30,115	47,043	34,154	52,307	54,232	42,809	40,622	59,662	19,866	29,849	29,294	465,048	
30		Operating (Income)/Loss*	(\$451)	\$2,559	\$23,538,878	\$2,273,773	\$50,921	(\$1,835,054)	\$2,196,685	\$241,658	\$842,972	(\$10,787)	\$29,554	(\$57,455)	\$365	(\$30,059)	\$27,243,253	
31																		
32	9220	A&G-Administrative expense transferred-Credit	(8,771,030)	(7,951,782)	(10,587,390)	(8,252,356)	(13,352,810)	(5,009,612)	(11,709,290)	(6,530,450)	(7,222,120)	(10,613,657)	(5,278,923)	(7,489,119)	(9,277,980)	(8,012,680)	(102,788,338)	
33		Allocation Factor to Kentucky	5.88%	5.80%	5.70%	5.95%	5.60%	8.28%	5.70%	6.03%	6.21%	5.20%	5.06%	6.20%	5.45%	5.36%	5.76%	
34		Total Allocated Amount	(513,970)	(461,380)	(603,222)	(490,841)	(747,763)	(314,807)	(987,323)	(383,831)	(448,247)	(551,655)	(266,941)	(484,357)	(506,076)	(429,648)	(5,823,938)	

*Note: Debits are shown as positive, and credits are shown as negatives. Includes the Shared Services allocation.

Atmos Energy Corporation, Kentucky/Mid-States Division
Kentucky Jurisdiction Case No. 2018-00281
Monthly Jurisdictional Operating Income by FERC Account
Base Period: Twelve Months Ended December 31, 2018

Data: X Base Period Forecasted Period
Type of Filing: X Original Updated Revised
Worksheet Reference No(s):

FR 16(e)(2.2)
Schedule C-2.2

Witness: Waller, Densman

Line No.	Acct No.	Account Description	actual Jan-18	actual Feb-18	actual Mar-18	actual Apr-18	actual May-18	actual Jun-18	actual Jul-18	actual Aug-18	actual Sep-18	actual Oct-18	actual Nov-18	actual Dec-18	actual Jan-19	actual Feb-19	Total	
1	4091-4101	Provision for income taxes	0	0	0	0	0	0	0	0	2,014,516	(94,628)	(94,628)	10,311,729			12,136,988	
2																		
3	4030	Depreciation Expense	1,669,958	1,669,433	1,675,465	1,687,852	1,698,142	1,711,940	1,695,923	1,849,507	1,842,726	1,759,507	1,762,380	1,769,442	1,779,011	1,781,627	20,792,783	
4	4060	Amortization of gas plant acquisition adjustments	4,093	4,093	4,093	4,093	4,093	4,093	4,093	4,093	4,093	4,208	4,208	4,208			45,463	
5	4073	Regulatory Debits																
5	4081	Taxes other than income taxes, utility operating income	566,216	312,504	527,772	552,951	656,880	452,394	504,719	551,838	509,167	584,119	692,973	543,243	619,2	6,192	6,192	6,454,874
6	4800	Residential sales	(18,914,908)	(17,207,260)	(12,359,458)	(11,018,918)	(6,154,176)	(3,781,327)	(3,864,942)	(3,571,448)	(3,653,083)	(4,050,903)	(7,737,109)	(11,816,723)	(15,033,119)	(18,614,063)	(104,140,252)	
7	4805	Unbilled Residential Revenue	405,956	3,377,820	677,729	1,794,375	1,963,448	45,375	27,836	15,431	(14,771)	(1,397,826)	(2,184,921)	(2,151,533)	(1,486,209)	2,188,944	1,203,270	
8	4811	Commercial Revenue	(8,973,208)	(7,415,175)	(5,130,722)	(4,548,595)	(2,833,468)	(1,707,134)	(1,737,590)	(1,958,518)	(2,062,486)	(1,828,905)	(3,141,174)	(4,841,523)	(6,226,257)	(6,948,451)	(44,841,378)	
9	4812	Industrial Revenue	(973,707)	(1,234,354)	(898,111)	(594,159)	(355,283)	(174,114)	(195,051)	(199,809)	(166,705)	(213,655)	(431,174)	(1,019,299)	(1,437,501)	(1,556,064)	(6,556,064)	
10	4815	Unbilled Comm Revenue	87,555	1,449,155	(170,768)	687,419	568,707	44,232	28,042	11,832	28,822	(403,480)	(958,539)	(1,069,446)	(626,546)	1,056,855	381,550	
11	4816	Unbilled Industrial Revenue	(605,582)	248,260	200,888	70,107	48,981	80,944	(9,323)	6,694	(14,531)	(69,939)	(459,912)	90,525	(336,820)	161,183	(252,799)	
12	4820	Other Sales to Public Authorities	(1,354,830)	(1,331,272)	(872,584)	(783,701)	(441,272)	(251,739)	(232,371)	(205,720)	(230,211)	(269,828)	(637,800)	(869,858)	(1,020,687)	(1,279,560)	(7,381,187)	
13	4825	Unbilled Public Authority Revenue	20,773	303,344	(75,981)	96,466	221,124	6,063	3,135	(521)	(118,364)	(167,779)	(140,677)	(184,924)	197,326	102,757		
14	4870	Forfeited discounts	(192,879)	(230,568)	(230,342)	(151,215)	(139,653)	(59,471)	(49,868)	(62,748)	(41,460)	(59,093)	(56,442)	(97,799)	(169,272)	(171,608)	(1,373,573)	
15	4880	Miscellaneous service revenues	(59,320)	(46,866)	(64,481)	(54,927)	(49,757)	(54,928)	(48,970)	(52,828)	(47,375)	(138,368)	(114,169)	(49,573)	(51,212)	(61,139)	(873,570)	
16	4893	Revenue-Transportation Distribution	(2,135,655)	(1,772,398)	(1,770,851)	(1,589,668)	(1,412,283)	(1,232,115)	(1,215,794)	(1,345,866)	(1,235,838)	(1,524,019)	(1,623,333)	(1,679,534)	(2,025,138)	(1,574,054)	(18,537,373)	
17	4950	Other Gas Revenue	0	0	0	0	0	0	0	(1)	0	0	0	0	0	0	(1)	
18	4960	Provision for Rate Refunds	651,059	688,493	452,336	0	0	0	0	0	0	(367,777)	0	0	0	0	1,424,111	
19	7560	Field measuring and regulating station expenses	0	0	0	0	0	0	0	0	0	0	0	0	0	0	0	
20	7590	Production and gathering-Other	0	0	0	0	0	0	0	0	0	0	0	0	0	0	0	
21	8001	Intercompany Gas Well-head Purchases	0	0	0	0	0	0	0	0	0	0	0	0	0	0	0	
22	8010	Natural gas field line purchases	4,142	4,391	5,053	4,211	4,530	5,323	4,940	5,341	5,234	5,832	10,407	7,926	9,133	3,627	67,331	
23	8040	Natural gas city gate purchases	6,202,228	6,877,705	2,247,879	927,969	6,008,160	4,785,366	4,154,886	4,898,037	4,304,768	4,456,647	6,237,399	5,332,229	7,821,956	6,530,212	56,233,271	
24	9050	Other purchases	(1,038)	(266)	(310)	(1,326)	(63)	(694)	(869)	(867)	(3,139)	(404)	(2,470)	(516)	(898)		(11,267)	
25	8051	PGA for Residential	12,247,864	10,646,486	6,824,828	6,433,023	2,509,641	813,837	877,332	643,597	717,396	994,007	3,802,387	6,612,137	8,746,831	10,232,406	52,922,515	
26	8052	PGA for Commercial	5,664,067	4,986,155	3,093,001	2,940,052	1,392,520	720,018	794,276	670,271	930,366	876,031	1,804,359	2,993,968	4,006,383	4,623,073	26,915,086	
27	8053	PGA for Industrial	839,873	1,154,837	782,934	531,776	326,708	154,525	150,470	148,267	121,394	157,848	528,593	858,047	1,247,384	5,527,398	5,527,398	
28	8054	PGA for Public Authorities	1,022,754	979,189	585,699	571,223	290,609	141,188	126,044	100,019	120,294	148,789	359,872	603,248	706,928	923,258	5,048,908	
29	8058	Unbilled PGA Cost	(125,248)	(4,775,432)	1,386,748	(2,087,352)	(2,064,134)	(132,917)	(56,144)	(13,346)	16,291	1,534,936	2,743,070	2,198,417	2,507,737	(2,976,123)	(1,385,119)	
30	8059	PGA Offset to Unrecovered Gas Cost	(12,205,787)	(14,904,062)	(9,380,793)	(8,938,833)	(5,948,837)	(3,054,463)	(2,459,005)	(2,905,076)	(2,673,746)	(2,718,278)	(4,751,930)	(10,877,949)	(13,916,623)	(13,958,878)	(60,918,760)	
31	8060	Exchange gas	2,208,044	2,687,186	1,880,163	1,445,652	(953,989)	(1,317,365)	(1,329,961)	(1,303,661)	(1,269,846)	(1,329,590)	(1,360,978)	1,305,833	1,569,309	1,573,604	661,486	
32	8031	Gas withdrawn from storage-Debit	2,111,350	2,831,484	3,028,402	4,166,573	93,597	0	0	0	0	0	27,641	1,810,883	2,085,621	3,330,114	14,089,929	
33	8032	Gas delivered to storage-Credit	(767,260)	(82,687)	(93,391)	(68,391)	(1,292,344)	(2,081,697)	(1,995,069)	(2,158,257)	(2,028,287)	(2,043,542)	(2,265,048)	(26,047)	(72,559)	(12,317)	(12,317)	
34	8120	Gas used for other utility operations-Credit	(3,733)	(4,846)	(8,115)	(3,819)	(1,045)	7,015	194	(112)	113	(188)	263	(8,229)	(4,324)	(10,716)	(22,522)	
35	8580	Transmission and compression of gas by others	2,548,320	2,588,250	2,313,821	2,444,145	2,088,947	1,662,838	1,624,902	1,664,505	1,662,555	1,632,070	2,102,913	2,449,594	2,503,344	24,780,581		
36	8140	Storage-Operation supervision and engineering	0	0	0	0	0	0	0	0	0	0	0	0	0	0	0	
37	8160	Wells expenses	17,163	9,905	2,878	3,991	33,606	124,067	32,715	30,158	135,126	31,874	3,432	10,559	74,025	93,605	434,474	
38	8170	Lines expenses	5,748	1,964	614	812	1,432	1,515	2,574	3,863	9,478	2,279	699	1,282	1,413	3,216	32,251	
39	8180	Compressor station expenses	3,768	2,067	2,175	1,614	4,832	1,735	6,269	4,332	3,931	3,666	110	1,601	986	1,601	35,243	
40	8190	Compressor station fuel and power	95	104	104	0	101	94	45	97	96	94	86	120	119	1,040		
41	8200	Storage-Measuring and regulating station expenses	327	1,967	796	(62)	574	279	1,539	188	185	72	425	583	1,251	1,363	6,873	
42	8210	Storage-Purification expenses	16,004	8,232	979	(180)	1,241	3,291	1,428	15,300	(348)	229	1,755	2,514	1,397	7,349	50,443	
43	8240	Storage-Other expenses	0	0	0	0	0	0	0	0	0	0	0	0	0	0	0	
44	8250	Storage well royalties	2,637	773	854	949	408	535	288	519	981	308	770	822	1,648	1,475	9,841	
45	8310	Storage-Maintenance of structures and improvements	460	1,020	824	88	2,405	3,015	3,530	3,408	3,463	4,590	3,702	404	1,124	906	26,908	
46	8340	Maintenance of compressor station equipment	0	31	1,243	(178)	1,034	(318)	18	40	17	778	973	324	(187)	2,247	3,982	
47	8350	Maintenance of measuring and regulating station equi	0	0	0	0	0	0	20	0	0	0	0	0	0	0	20	
48	8360	Processing-Maintenance of purification equipment	0	0	0	0	0	0	0	0	0	0	0	0	0	0	0	
49	8370	Maintenance of other equipment	0	0	0	0	0	0	0	0	0	0	0	0	0	0	0	
50	8410	Other storage expenses-Operation labor and expense	19,063	(7,360)	6,380	5,083	5,228	9,242	5,428	9,945	7,508	16,920	14,224	17,079	27,103	4,317	108,741	
51	8500	Transmission-Operation supervision and engineering	0	0	0	0	28	0	0	0	0	0	0	0	0	0	28	
52	8520	Communication system expenses	0	0	0	0	0	0	0	0	0	0	0	0	0	1,786		
53	8550	Other fuel and power for Compression	40	35	38	35	35	35	34	33	32	31	35	34	35	36	416	
54	8560	Mains expenses	12,456	29,431	47,534	35,351	49,826	43,468	61,203	18,759	35,960	55,414	28,943	8,844	11,348	13,664	425,187	
55	8570	Transmission-Measuring and regulating station expen	2,184	10,819	(1,841)	1,398	2,143	1,419	3,698	530	904	1,414	849	1,441	2,887	1,294	24,760	
56	8630	Transmission-Maintenance of mains	0	4,742	1,146	774	2,447	(617)	2,425	2,496	12,567	2,533	(98)	389	19,566	37,725	28,804	
57	8640	Transmission-Maintenance of compressor sta equipm	0	0	0	0	0	0	0	0	0	0	0	0	0	0	0	
58	8650	Transmission-Maintenance of measuring and regulatir	0	0	0	0	0	0	0	0	0	0	281	0	0	0	281	
59	8700	Distribution-Operation supervision and engineering	161,945	57,821	123,488	161,656	183,228	205,825	55,074	3								

Atmos Energy Corporation, Kentucky/Mid-States Division
 Kentucky Jurisdiction Case No. 2018-00261
 Monthly Jurisdictional Operating Income by FERC Account
 Base Period: Twelve Months Ended December 31, 2018

Data: X Base Period _____ Forecasted Period _____
 Type of Filing: X Original _____ Updated _____ Revised _____
 Workpaper Reference No(s): _____

FR 16(e)(c)2.2
 Schedule C-2.2
 Witness: Waller, Densman

Line No.	Acct No.	Account Description	actual Jan-18	actual Feb-18	actual Mar-18	actual Apr-18	actual May-18	actual Jun-18	actual Jul-18	actual Aug-18	actual Sep-18	actual Oct-18	actual Nov-18	actual Dec-18	actual Jan-19	actual Feb-19	Total	
73	8870	Distribution-Maint of mains	\$ 3,558	\$ 2,538	\$ 2,437	\$ 1,168	\$ 2,175	\$ 4,207	\$ 987	\$ 11,766	\$ 465	\$ 1,020	\$ 4,257	\$ 9,331	\$ 7,869	\$ (772)	\$ 43,911	
74	8880	Maintenance of measuring and regulating station equi	9,871	8,891	3,151	8,057	1,172	8,115	2,422	5,255	3,236	7,224	10,544	1,831	14,837	14,893	69,570	
75	8900	Maintenance of measuring and regulating station equi	568	(224)	464	0	420	0	342	(128)	-	-	-	-	4,307	2,848	1,441	
76	8810	Maintenance of measuring and regulating station equi	0	0	0	0	0	560	240	-	207	-	-	-	4,438	3,506	1,007	
77	8920	Maintenance of services	1,873	304	(94)	508	172	732	575	703	167	97	(46)	414	-	807	(366)	5,468
78	8930	Maintenance of meters and house regulators	0	0	0	0	0	0	-	-	-	-	378	-	-	-	378	
79	8940	Distribution-Maintenance of other equipment	657	430	559	1,701	1,255	162	810	2,325	1,631	1,590	441	512	1,095	974	12,074	
80	9010	Customer accounts-Operation supervision	0	0	0	0	0	0	-	-	-	-	-	-	-	-	0	
81	9020	Customer accounts-Meter reading expenses	101,007	103,318	108,855	100,536	125,550	81,656	96,264	103,315	112,268	114,621	81,471	92,821	122,779	109,572	1,221,365	
82	9030	Customer accounts-Customer records and collections	97,695	100,440	127,619	120,053	127,428	142,633	122,442	103,522	97,166	104,592	100,268	82,821	74,323	126,395	1,326,591	
83	9040	Customer accounts-Uncollectible accounts	47,272	43,913	37,532	54,889	22,112	145,471	22,562	22,016	413,204	27,566	37,137	48,860	52,332	49,886	923,544	
84	9050	Customer service-Operating Informational and Instruc	12,027	8,469	11,706	11,387	12,611	11,148	9,315	15,011	8,469	5,021	1,433	7,044	15,676	12,753	113,640	
85	9100	Customer service-Miscellaneous customer service	0	0	0	0	0	0	-	-	85	-	-	-	-	-	85	
86	9110	Sales-Supervision	19,520	21,069	25,226	21,668	22,386	21,582	23,822	21,262	21,137	28,051	21,093	16,442	16,444	15,201	263,258	
87	9120	Sales-Demonstrating and selling expenses	14,362	15,311	4,892	9,360	7,557	22,228	4,364	16,590	11,905	4,642	7,532	4,852	5,538	17,193	123,584	
88	9130	Sales-Advertising expenses	3,358	3,435	7,297	1,606	5,854	671	1,866	460	1,304	2,744	460	1,216	7,190	687	30,071	
89	9200	A&G-Administrative & general salaries	10,090	10,382	11,970	11,636	12,840	11,988	11,751	12,524	11,204	12,488	12,584	11,371	12,628	11,058	141,308	
90	9210	A&G-Office supplies & expense	2,616	1,093	2,815	2,163	(50)	2,570	379	1,180	658	671	751	504	3,034	1,962	15,363	
91	9220	A&G-Administrative expense transferred-Credit	1,077,087	921,578	1,144,844	997,870	1,306,075	776,412	1,249,961	942,360	894,566	1,026,293	781,835	815,622	1,123,632	925,776	11,934,603	
92	9230	A&G-Outside services employed	160	0	15,004	6,065	257	185,986	6,000	86,000	13,172	392	6,000	13,262	600	9,682	332,297	
93	9240	A&G-Property insurance	14,262	14,561	13,925	13,181	14,464	14,123	14,206	13,884	13,868	14,577	15,278	14,673	12,195	12,754	171,003	
94	9250	A&G-Injuries & damages	2,590	3,244	7,379	4,034	26,251	1,986	4,216	9,277	952	4,136	3,064	620	2,697	4,328	67,761	
95	9260	A&G-Employee pensions and benefits	186,991	142,600	136,940	137,078	173,569	139,491	154,423	156,859	137,338	164,010	153,429	138,962	125,342	130,422	1,821,591	
96	9270	A&G-Franchise requirements	0	408	0	0	0	0	144	-	165	10	-	-	-	-	727	
97	9280	A&G-Regulatory commission expenses	(5,239)	5,790	22,135	21,253	(139,296)	20,951	22,778	14,487	33,077	116,400	24,903	9,694	12,284	8,982	146,892	
98	9302	Miscellaneous general expenses	20,220	4,982	4,024	13,199	3,649	5,222	5,926	5,084	18,754	17,486	7,130	5,780	11,569	5,263	111,433	
99	9310	A&G-Rents	1,305	1,305	1,305	1,305	1,300	1,300	1,300	1,300	1,300	1,300	1,300	1,300	1,300	1,300	15,615	
100	9320	A&G-Maintenance of general plant	0	0	0	0	0	11,000	-	-	-	-	-	-	-	-	11,000	
101																		
102		Operating (Income) Loss*	(\$6,672,482)	(\$6,217,458)	(\$4,422,972)	(\$3,199,289)	(\$802,644)	(\$492,418)	(\$50,088)	(\$421,343)	(\$731,380)	(\$1,791,227)	(\$3,636,044)	(\$6,073,845)	(\$6,983,408)	(\$6,280,128)	(\$23,076,213)	

*Note: Debits are shown as positive, and credits are shown as negatives. Includes the Shared Services allocation.
 **Note: Provision for Income Taxes is not a component of Operating Income but is included on this schedule to develop the 12 month total for use elsewhere in the model

Almos Energy Corporation, Kentucky/Mid-States Division
Kentucky Jurisdiction Case No. 2018-00281
Monthly Jurisdictional Operating Income by FERC Account, Div 091 Only
Base Period: Twelve Months Ended December 31, 2018

Data: Base Period Forecasted Period
Type of Filing: Original Updated Revised
Worksheet Reference No(s).

FR 16(8)(c)2.2

Schedule C-2.2
Witness: Waller, Densman

Line No.	Acct No.	Account Description	actual	actual	actual	actual	actual	actual	actual	actual	actual	actual	actual	actual	actual	Total
			Jan-18	Feb-18	Mar-18	Apr-18	May-18	Jun-18	Jul-18	Aug-18	Sep-18	Oct-18	Nov-18	Dec-18	Jan-19	
1	4030	Depreciation Expense	(0)	(0)	(0)	(0)	(0)	0	0	(0)	(0)	(0)	(0)	(0)	(0)	(0)
2	4060	Amortization of gas plant acquisition adjustments	0	0	0	0	0	0	0	0	0	0	0	0	0	0
3	4081	Taxes other than income taxes, utility operating li	0	(0)	(0)	0	0	113,942	0	(0)	(0)	0	0	0	0	113,943
4	8170	Lines expenses	47	48	45	43	39	42	42	44	43	43	41	40	42	41
5	8180	Compressor station expenses	49	50	46	45	41	36	45	48	46	30	29	28	29	29
6	8190	Compressor station fuel and power	384	40	502	70	10	599	1,461	1,991	1,089	2,186	55	126	467	425
7	8210	Storage-Purification expenses	519	411	374	192	112	107	135	93	93	135	213	387	553	457
8	8240	Storage-Other expenses	0	0	0	0	0	0	0	0	0	0	0	0	0	0
9	8250	Storage well royalties	3,345	957	2,384	3,109	841	572	159	515	103	1,210	794	1,644	2,591	1,810
10	8500	Transmission-Operation supervision and enginee	0	0	0	0	0	0	0	0	0	0	0	0	0	0
11	8560	Mains expenses	63	65	60	58	53	47	58	61	59	39	722	36	38	37
12	8570	Transmission-Measuring and regulating station e	94	97	89	87	79	83	85	88	86	86	83	81	84	83
13	8650	Transmission-Maintenance of me - Non-Inventor	0	0	0	0	0	445	240	0	0	0	0	0	0	0
14	8700	Distribution-Operation supervision and engineeri	293,118	240,518	223,259	246,464	254,197	238,116	293,223	261,949	327,179	197,299	232,447	231,223	324,601	263,683
15	8711	Odorization	16,631	13,457	0	2,264	0	3,085	6,054	0	0	0	0	3,038	28,034	0
16	8740	Mains and Services Expenses	14,447	8,226	6,437	7,402	10,512	(11,155)	6,958	7,217	1,930	6,408	7,301	9,737	19,862	6,995
17	8750	Distribution-Measuring and regulating station ex	12,539	9,850	13,719	18,886	14,790	12,619	6,629	8,372	4,800	9,200	8,218	7,276	9,015	12,478
18	8760	Distribution-Measuring and regulating station ex	0	0	0	0	0	0	2,196	(334)	2,917	3,742	8,725	707	3,351	7,970
19	8770	Distribution-Measuring and regulating station ex	240	3,984	4,154	0	2,043	0	2,253	2,269	0	0	0	0	0	0
20	8780	Meter and house regulator expenses	0	0	0	0	0	0	0	0	0	0	0	0	0	141
21	8800	Distribution-Other expenses	0	0	0	0	0	0	0	0	0	39	0	0	393	4,809
22	8810	Distribution-Rents	23,853	23,776	23,073	21,788	23,332	23,466	23,562	26,922	26,808	26,163	26,359	26,113	29,596	27,323
23	9010	Customer accounts-Operation supervision	1,990	2,056	3,098	2,447	2,901	2,562	1,444	877	2,377	2,655	2,681	2,258	2,443	319
24	9020	Customer accounts-Meter reading expenses	0	0	0	0	0	0	0	0	0	0	0	0	0	0
25	9030	Customer accounts-Customer records and coller	164,975	161,951	176,360	150,299	168,108	148,876	148,099	156,045	150,074	156,437	150,445	154,076	180,366	112,032
26	9090	Customer service-Operating informational and instructional advertising expense	0	0	0	0	0	0	0	0	0	8,028	11,449	14,459	17,528	14,635
27	9100	Customer service-Miscellaneous customer servic	80	0	61	0	395	61	61	115	54	53	90	47	4	970
28	9110	Sales-Supervision	14,900	10,718	14,998	32,051	10,612	11,034	11,760	11,643	15,218	11,908	10,430	7,571	9,288	6,885
29	9120	Sales-Demonstrating and selling expenses	0	0	0	0	0	0	0	0	2,838	0	0	0	0	2,638
30	9130	Sales-Advertising expenses	0	0	0	0	412	127	0	3,245	3,491	0	0	0	278	408
31	9200	A&G-Administrative & general salaries	(9,382)	(31,796)	(6,413)	(14,769)	(29,539)	(14,681)	(6,032)	(24,002)	8,020	(30,266)	(5,543)	(5,482)	(4,909)	(49,821)
32	9210	A&G-Office supplies & expense	25	281	1,997	0	0	50	0	78,000	90	634	1,506	(139,635)	1,167	(57,052)
33	9220	A&G-Administrative expense transferred-Credit	(756,390)	(597,520)	(734,179)	(668,458)	(750,312)	(600,333)	(818,968)	(760,953)	(580,323)	(465,274)	(531,071)	(392,947)	(773,192)	(566,420)
34	9230	A&G-Outside services employed	1,630	1,731	13,787	7,155	8,172	22,891	37,696	54,460	(32,293)	527	5,231	20,252	5,090	35,872
35	9240	A&G-Property insurance	(1,028)	(1,105)	(1,217)	(1,119)	(1,066)	(1,093)	(1,086)	(1,074)	(1,113)	(1,052)	(1,002)	(1,049)	(1,140)	(1,153)
36	9250	A&G-Injuries & damages	19,633	19,705	16,367	18,874	18,865	18,486	(1,021)	26,371	14,474	29,606	19,910	(27,986)	17,954	17,720
37	9260	A&G-Employee pensions and benefits	197,785	132,532	241,001	163,110	257,903	143,957	284,945	142,699	50,809	40,167	45,977	87,957	126,426	101,699
38	9269	NSC-Employee pensions	0	0	0	0	0	0	0	0	0	0	0	0	0	0
39	9280	A&G-Regulatory commission expenses	441	0	0	0	0	0	0	0	0	0	0	0	0	441
40	9302	Miscellaneous general expenses	0	0	0	0	7,500	0	0	3,337	1,331	0	5,000	0	0	17,168
41	9310	A&G-Rents	0	0	0	0	0	0	0	0	0	0	0	0	0	0
42																
43		Operating (Income)Loss*	\$0	\$0	\$0	\$0	\$0	\$113,942	(\$0)	\$0	(\$0)	\$0	(\$0)	\$0	\$0	(\$0)
44																
45	9220	A&G-Administrative expense transferred-Credit	(756,390)	(597,520)	(734,179)	(668,458)	(750,312)	(600,333)	(818,968)	(760,953)	(580,323)	(465,274)	(531,071)	(392,947)	(773,192)	(566,420)
46		Allocation Factor to Kentucky	49.78%	49.78%	49.78%	49.78%	49.78%	49.78%	49.78%	49.78%	49.78%	50.49%	50.55%	50.39%	59.58%	60.28%
47		Total Allocated Amount	(376,531)	(297,446)	(365,474)	(332,768)	(373,505)	(298,846)	(407,682)	(378,802)	(288,885)	(234,939)	(268,448)	(198,014)	(460,630)	(341,420)

*Note: Debits are shown as positive, and credits are shown as negatives. Includes the Shared Services allocation.

Atmos Energy Corporation, Kentucky/Mid-States Division
Kentucky Jurisdiction Case No. 2018-00281
Monthly Jurisdictional Operating Income by FERC Account, Div 012 Only
Base Period: Twelve Months Ended December 31, 2018

Data: X Base Period Forecasted Period
Type of Filing: X Original Updated Revised
Worksheet Reference No(s):

FR 16(8)(c)2.2
Schedule C-2.2

Witness: Waller, Densman

Line No.	Acct No.	Account Description	actual												actual	actual	Total
			Jan-18	Mar-18	Mar-18	Apr-18	May-18	Jun-18	Jul-18	Aug-18	Sep-18	Oct-18	Nov-18	Dec-18			
1	4030	Depreciation Expense	\$ 0	\$ 0	\$ 0	\$ (0)	\$ 0	\$ (0)	\$ 0	\$ (0)	\$ (0)	\$ 0	\$ 0	\$ 0	\$ 0	\$ 0	\$ (0)
2	4081	Taxes other than income taxes, utility operating income	0	(0)	(0)	0	0	(0)	0	(0)	0	0	0	0	0	0	0
3	8700	Distribution-Operation supervision and engineering	0	396	0	0	1,137	3,316	899	1,627	0	0	0	0	0	0	7,373
4	8740	Mains and Services Expenses	1,599	1,401	1,614	1,672	1,409	1,471	2,529	2,733	2,532	2,704	9,282	14,876	(3,983)	27,839	43,822
5	8800	Distribution-Other expenses	0	0	0	0	0	0	0	0	0	0	0	0	0	0	0
6	9010	Customer accounts-Operation supervision	352,196	307,312	349,670	327,960	361,872	319,906	338,689	359,484	346,146	354,102	346,361	332,572	356,430	308,406	4,096,270
7	9020	Customer accounts-Meter reading expenses	0	0	0	0	0	0	213	0	0	0	0	0	0	0	213
8	9030	Customer accounts-Customer records and collections expenses	1,741,680	1,492,516	1,708,357	1,522,186	1,617,146	1,504,397	1,539,796	1,489,811	1,411,448	1,612,313	1,770,881	1,653,108	1,980,541	1,562,548	19,063,618
9	9200	A&G-Administrative & general salaries	372,338	306,658	349,706	390,956	367,638	344,049	368,535	375,909	255,667	370,866	343,223	319,114	370,808	298,758	4,164,679
10	9210	A&G-Office supplies & expense	589,412	605,657	714,835	706,341	644,057	628,961	695,624	658,076	812,977	750,175	628,920	632,971	637,845	721,871	8,068,008
11	9220	A&G-Administrative expense transferred-Credit	(4,107,536)	(3,616,023)	(3,896,279)	(3,884,435)	(4,070,220)	(3,717,147)	(3,921,980)	(3,819,195)	(3,931,348)	(4,066,731)	(4,144,345)	(3,876,032)	(4,260,099)	(3,857,455)	(47,051,272)
12	9230	A&G-Outside services employed	85,332	57,130	52,402	61,634	103,696	59,968	55,817	63,368	336,282	40,038	91,668	40,414	34,840	76,994	1,047,559
13	9240	A&G-Property insurance	8,106	8,106	7,660	7,660	7,660	7,660	7,660	7,660	7,660	7,660	7,660	7,660	7,660	7,660	92,816
14	9250	A&G-Injuries & damages	17	17	17	0	0	0	0	0	0	0	0	0	0	0	52
15	9250	A&G-Employee pensions and benefits	823,774	704,864	679,503	731,730	834,566	715,362	780,546	729,220	626,443	797,772	801,002	744,012	836,759	713,934	8,868,795
16	9302	Miscellaneous General Expenses	0	0	0	0	0	0	0	0	0	0	0	0	0	0	1,279
17	9310	A&G-Rents	131,073	131,911	131,577	134,285	131,230	131,090	131,084	131,087	131,302	131,101	142,320	130,977	139,198	139,384	1,589,047
18	9320	A&G-Maintenance of general plant	2,009	56	935	0	0	968	587	220	872	0	1,769	326	0	62	7,742
19																	
20		Operating (Income)Loss*	(\$0)	(\$0)	\$0	\$0	\$0	(\$0)	\$0	\$0	\$0	(\$0)	\$0	(\$0)	\$0	\$0	\$0
21																	
22	9220	A&G-Administrative expense transferred-Credit	(4,107,536)	(3,616,023)	(3,896,279)	(3,884,435)	(4,070,220)	(3,717,147)	(3,921,980)	(3,819,195)	(3,931,348)	(4,066,731)	(4,144,345)	(3,876,032)	(4,260,099)	(3,857,455)	(47,051,272)
23		Allocation Factor to Kentucky	4.54%	4.50%	4.52%	4.49%	4.54%	4.38%	4.46%	4.45%	4.00%	5.34%	5.38%	5.34%	5.37%	5.37%	4.67%
24		Total Allocated Amount	(186,586)	(162,752)	(176,247)	(174,271)	(184,807)	(162,956)	(174,956)	(169,926)	(157,434)	(217,182)	(222,796)	(207,132)	(228,936)	(206,959)	(2,197,048)
25																	

*Note: Debits are shown as positive, and credits are shown as negatives. Includes the Shared Services allocation.

Atmos Energy Corporation, Kentucky/Mid-States Division
Kentucky Jurisdiction Case No. 2018-00281
Computation of State & Federal Income Tax
Base Period: Twelve Months Ended December 31, 2018
Forecasted Test Period: Twelve Months Ended March 31, 2020

Type of Filing: Original Updated Revised
Workpaper Reference No(s): _____
FR 16(8)(e)
Schedule E
Witness: Waller, Story

Line No.	Description	Base Period Unadjusted (1)	Adjustments (2)	Test Period Fully Adjusted (3)	Sched. Ref.
1	Operating Income before Income Tax & Interest	\$ 35,262,663	\$ (1,205,744)	\$ 34,056,920	C-2
2	Interest Deduction	7,832,145	1,535,590	9,367,735	*
3	Taxable Income	\$ 27,430,518	\$ (2,741,334)	\$ 24,689,185	
4	Composite Tax Rate (state & federal)	24.950%		24.950%	**
5	State & Federal Income Tax	\$ 6,843,914	\$ (683,963)	\$ 6,159,952	
<u>* Interest Expense Calculation:</u>					
6	13 Month Average Rate Base	\$414,187,472		\$496,111,427	B-1
7	Weighted cost of Debt	1.89%		1.89%	J-1
8	Interest Expense	\$ 7,832,145		\$ 9,367,735	
9	<u>2018 ** Composite Tax Rate Calculation: 5.00% + 21%(100% - 5.00%) = 24.95%</u>				
10	State Tax Rate	5.00%			
11	Federal Tax Rate	21.00%			

Case No. 2018-00281
Atmos Energy Corporation, Kentucky Division
Staff DR Set No. 1
Question No. 1-58 Supplement 2
Page 1 of 2

(SUPPLEMENTAL RESPONSE 3/29/2019)

REQUEST:

Provide the following information concerning the costs for the preparation of this case:

- a. A detailed schedule of expenses incurred to date for the following categories:
 - (1) Accounting;
 - (2) Engineering;
 - (3) Legal;
 - (4) Consultants; and
 - (5) Other Expenses (Identify separately).

For each category, the schedule should include the date of each transaction, check number or other document reference, the vendor, the hours worked, the rates per hour, amount, a description of the services performed, and the account number in which the expenditure was recorded. Provide copies of contracts or other documentation that support charges incurred in the preparation of this case. Identify any costs incurred for this case that occurred during the base period.

- b. An itemized estimate of the total cost to be incurred for this case. Expenses should be broken down into the same categories as identified in (a) above, with an estimate of the hours to be worked and the rates per hour. Include a detailed explanation of how the estimate was determined, along with all supporting work papers and calculations.
- c. Provide monthly updates of the actual costs incurred in conjunction with this rate case, reported in the manner requested in (a) above. Updates will be due when Atmos files its monthly financial statements with the Commission, through the month of the public hearing.

Case No. 2018-00281
Atmos Energy Corporation, Kentucky Division
Staff DR Set No. 1
Question No. 1-58 Supplement 2
Page 1 of 2

SUPPLEMENTAL RESPONSE:

- c) Please see supplemental Attachment 1 for rate case expenses updated through March 29, 2019.

ATTACHMENT:

ATTACHMENT 1 - Atmos Energy Corporation, Staff_1-58_Att1_Suppl3 - Rate Case Expenses through March 29, 2019, 1 Page.

Respondent: Greg Waller

Atmos Energy Corporation
 Kentucky Operations
 Rate Case Expenses (050,48687)
 Actuals Through March 29, 2019
 Base Period: 1/1/18 to 12/31/18

Category	Transaction Date	Invoice Number	Vendor	Amount	Hours Worked	Hourly Rate	FERC Account	Expenditure Type	Base Period	Description
Consultants	05/31/2018	180502	ALLIANCE CONSULTING GROUP	\$2,145.00	11	\$ 195	9280	CONSULTING	Yes	Depreciation Study - Rhonda Watts
Consultants	05/31/2018	180502	ALLIANCE CONSULTING GROUP	\$42.90	N/A	N/A	9280	CONSULTING	Yes	Depreciation Study - Misc. Office Expenses
Consultants	05/31/2018	180503	ALLIANCE CONSULTING GROUP	\$195.00	1	\$ 195	9280	CONSULTING	Yes	Depreciation Study - Rhonda Watts
Consultants	05/31/2018	180503	ALLIANCE CONSULTING GROUP	\$3.90	N/A	N/A	9280	CONSULTING	Yes	Depreciation Study - Misc. Office Expenses
Other Expenses	06/25/2018	IEXP-2749604	Johnson, John C	\$154.25	N/A	N/A	9280	LODGINGS	Yes	Depreciation Study with KY Operations
Other Expenses	06/25/2018	IEXP-2749535	Taylor, Brannon C	\$338.00	N/A	N/A	9280	LODGINGS	Yes	Depreciation Study with KY Operations
Other Expenses	06/25/2018	IEXP-2749535	Taylor, Brannon C	\$149.08	N/A	N/A	9280	MEALS & ENTERTAINMENT	Yes	Depreciation Study with KY Operations
Other Expenses	06/25/2018	IEXP-2749604	Johnson, John C	\$358.40	N/A	N/A	9280	TRAVEL EXPENSE	Yes	Depreciation Study with KY Operations
Other Expenses	06/25/2018	IEXP-2749535	Taylor, Brannon C	\$126.60	N/A	N/A	9280	TRAVEL EXPENSE	Yes	Depreciation Study with KY Operations
Consultants	06/30/2018	180602	ALLIANCE CONSULTING GROUP	\$4,455.00	16.5	\$ 270	9280	CONSULTING	Yes	Depreciation Study - Dane Watson
Consultants	06/30/2018	180602	ALLIANCE CONSULTING GROUP	\$4,777.50	24.5	\$ 195	9280	CONSULTING	Yes	Depreciation Study - Rhonda Watts
Consultants	06/30/2018	180602	ALLIANCE CONSULTING GROUP	\$17.60	0.25	\$ 70	9280	CONSULTING	Yes	Depreciation Study - Teresa Stewart
Consultants	06/30/2018	180602	ALLIANCE CONSULTING GROUP	\$1,256.90	N/A	N/A	9280	CONSULTING	Yes	Depreciation Study - Misc. Office and T&E Expenses
Consultants	06/30/2018	180603	ALLIANCE CONSULTING GROUP	\$540.00	2	\$ 270	9280	CONSULTING	Yes	Depreciation Study - Dane Watson
Consultants	06/30/2018	180603	ALLIANCE CONSULTING GROUP	\$2,925.00	15	\$ 195	9280	CONSULTING	Yes	Depreciation Study - Rhonda Watts
Consultants	06/30/2018	180603	ALLIANCE CONSULTING GROUP	\$17.50	0.25	\$ 70	9280	CONSULTING	Yes	Depreciation Study - Teresa Stewart
Consultants	06/30/2018	180603	ALLIANCE CONSULTING GROUP	\$69.65	N/A	N/A	9280	CONSULTING	Yes	Depreciation Study - Misc. Office Expenses
Consultants	07/31/2018	180702	ALLIANCE CONSULTING GROUP	\$4,680.00	24	\$ 195	9280	CONSULTING	Yes	Depreciation Study - Rhonda Watts
Consultants	07/31/2018	180702	ALLIANCE CONSULTING GROUP	\$93.60	N/A	N/A	9280	CONSULTING	Yes	Depreciation Study - Misc. Office Expenses
Consultants	07/31/2018	180703	ALLIANCE CONSULTING GROUP	\$975.00	5	\$ 195	9280	CONSULTING	Yes	Depreciation Study - Rhonda Watts
Consultants	07/31/2018	180703	ALLIANCE CONSULTING GROUP	\$19.50	N/A	N/A	9280	CONSULTING	Yes	Depreciation Study - Misc. Office Expenses
Consultants	08/31/2018	180801	ALLIANCE CONSULTING GROUP	\$2,430.00	9	\$ 270	9280	CONSULTING	Yes	Depreciation Study - Dane Watson
Consultants	08/31/2018	180801	ALLIANCE CONSULTING GROUP	\$13,357.50	68.5	\$ 195	9280	CONSULTING	Yes	Depreciation Study - Rhonda Watts
Consultants	08/31/2018	180801	ALLIANCE CONSULTING GROUP	\$315.75	N/A	N/A	9280	CONSULTING	Yes	Depreciation Study - Misc. Office Expenses
Consultants	08/31/2018	180802	ALLIANCE CONSULTING GROUP	\$675.00	2.5	\$ 270	9280	CONSULTING	Yes	Depreciation Study - Dane Watson
Consultants	08/31/2018	180802	ALLIANCE CONSULTING GROUP	\$7,312.50	37.5	\$ 195	9280	CONSULTING	Yes	Depreciation Study - Rhonda Watts
Consultants	08/31/2018	180802	ALLIANCE CONSULTING GROUP	\$105.00	1.5	\$ 70	9280	CONSULTING	Yes	Depreciation Study - Teresa Stewart
Consultants	08/31/2018	180802	ALLIANCE CONSULTING GROUP	\$161.85	N/A	N/A	9280	CONSULTING	Yes	Depreciation Study - Misc. Office Expenses
Consultants	10/01/2018	KENTUCKY_100118	RAAB PAUL H	\$12,350.00	38	\$ 325	9280	CONSULTING	Yes	Class Cost of Service Study
Consultants	09/30/2018	180902	ALLIANCE CONSULTING GROUP	\$1,417.50	5.25	\$ 270	9280	CONSULTING	Yes	Depreciation Study -Dane Watson
Consultants	09/30/2018	180902	ALLIANCE CONSULTING GROUP	\$1,755.00	9	\$ 195	9280	CONSULTING	Yes	Depreciation Study - Rhonda Watts
Consultants	09/30/2018	180902	ALLIANCE CONSULTING GROUP	\$192.50	2.75	\$ 70	9280	CONSULTING	Yes	Depreciation Study - Teresa Stewart
Consultants	09/30/2018	180902	ALLIANCE CONSULTING GROUP	\$67.30	N/A	N/A	9280	CONSULTING	Yes	Depreciation Study - Misc. Office Expenses
Consultants	09/30/2018	180903	ALLIANCE CONSULTING GROUP	\$405.00	1.5	\$ 270	9280	CONSULTING	Yes	Depreciation Study -Dane Watson
Consultants	09/30/2018	180903	ALLIANCE CONSULTING GROUP	\$1,462.50	7.5	\$ 195	9280	CONSULTING	Yes	Depreciation Study - Rhonda Watts
Consultants	09/30/2018	180903	ALLIANCE CONSULTING GROUP	\$70.00	1	\$ 70	9280	CONSULTING	Yes	Depreciation Study - Teresa Stewart
Consultants	09/30/2018	180903	ALLIANCE CONSULTING GROUP	\$38.75	N/A	N/A	9280	CONSULTING	Yes	Depreciation Study - Misc. Office Expenses
Other Expenses	10/16/2018	010_JOANNE.LANZ_OCT-18_PCARD	BANK OF AMERICA	\$1,724.45	N/A	N/A	9280	POSTAGE	Yes	FedEx Postage
Other Expenses	10/22/2018	18103AAO	KENTUCKY PRESS ASSOCIATION	\$88,197.93	N/A	N/A	9280	MISCELLANEOUS	Yes	Required Newspaper Notification
Consultants	11/09/2018	34375	VANDER WEIDE JAMES H	\$15,525.00	34.5	\$ 450.00	9280	CONSULTING	Yes	Cost of Equity Study
Other Expenses	11/16/2018	010_JOANNE.LANZ_NOV-18_PCARD	BANK OF AMERICA	\$659.01	N/A	N/A	9280	POSTAGE	Yes	FedEx Postage
Consultants	11/30/2018	181102	ALLIANCE CONSULTING GROUP	\$882.50	3.5	\$ 195	9280	CONSULTING	Yes	Depreciation Study - Rhonda Watts
Consultants	11/30/2018	181102	ALLIANCE CONSULTING GROUP	\$13.65	N/A	N/A	9280	CONSULTING	Yes	Depreciation Study - Misc. Office Expenses
Consultants	12/01/2018	KENTUCKY_120118	RAAB PAUL H	\$975.00	3	\$ 325	9280	CONSULTING	Yes	Class Cost of Service Study
Consultants	12/31/2018	181202	ALLIANCE CONSULTING GROUP	\$742.50	2.75	\$ 270	9280	CONSULTING	Yes	Depreciation Study -Dane Watson
Consultants	12/31/2018	181202	ALLIANCE CONSULTING GROUP	\$1,170.00	6	\$ 195	9280	CONSULTING	Yes	Depreciation Study - Rhonda Watts
Consultants	12/31/2018	181202	ALLIANCE CONSULTING GROUP	\$555.00	3	\$ 195	9280	CONSULTING	Yes	Depreciation Study - Karen Ponder
Consultants	12/31/2018	181202	ALLIANCE CONSULTING GROUP	\$49.95	N/A	N/A	9280	CONSULTING	Yes	Depreciation Study - Misc. Office Expenses
Other Expenses	01/16/2019	010_JOANNE.LANZ_JAN-19_PCARD	BANK OF AMERICA	\$321.86	N/A	N/A	9280	POSTAGE	No	FedEx Postage
Consultants	01/31/2019	190102	ALLIANCE CONSULTING GROUP	\$472.50	1.75	\$ 270	9280	CONSULTING	No	Depreciation Study -Dane Watson
Consultants	01/31/2019	190102	ALLIANCE CONSULTING GROUP	\$585.00	3	\$ 195	9280	CONSULTING	No	Depreciation Study - Rhonda Watts
Consultants	01/31/2019	190102	ALLIANCE CONSULTING GROUP	\$21.15	N/A	N/A	9280	CONSULTING	No	Depreciation Study - Misc. Office Expenses
Consultants	01/31/2019	190101	ALLIANCE CONSULTING GROUP	\$810.00	3	\$ 270	9280	CONSULTING	No	Depreciation Study -Dane Watson
Consultants	01/31/2019	190101	ALLIANCE CONSULTING GROUP	\$5,070.00	26	\$ 195	9280	CONSULTING	No	Depreciation Study - Rhonda Watts
Consultants	01/31/2019	190101	ALLIANCE CONSULTING GROUP	\$195.00	1	\$ 195	9280	CONSULTING	No	Depreciation Study - Karen Ponder
Consultants	01/31/2019	190101	ALLIANCE CONSULTING GROUP	\$121.50	N/A	N/A	9280	CONSULTING	No	Depreciation Study - Misc. Office Expenses
Other Expenses	02/16/2019	010_JOANNE.LANZ_FEB-	BANK OF AMERICA	\$78.89	N/A	N/A	9280	POSTAGE	No	FedEx Postage
Other Expenses	02/16/2019	010_JOANNE.LANZ_FEB-	BANK OF AMERICA	\$184.13	N/A	N/A	9280	POSTAGE	No	FedEx Postage
Consultants	02/28/2019	190203	ALLIANCE CONSULTING GROUP	\$1,755.00	6.5	\$ 270	9280	CONSULTING	No	Depreciation Study -Dane Watson
Consultants	02/28/2019	190203	ALLIANCE CONSULTING GROUP	\$2,047.50	10.5	\$ 195	9280	CONSULTING	No	Depreciation Study - Rhonda Watts
Consultants	02/28/2019	190203	ALLIANCE CONSULTING GROUP	\$76.05	N/A	N/A	9280	CONSULTING	No	Depreciation Study - Misc. Office Expenses
Other Expenses	03/16/2019	010_JOANNE.LANZ_MAR-	BANK OF AMERICA	\$291.45	N/A	N/A	9280	POSTAGE	No	FedEx Postage
Other Expenses	03/21/2019	IEXP-2873761	Waller, Gregory K (Greg)	\$908.70	N/A	N/A	9280	TRAVEL EXPENSE	No	Witness Prep - Rate Case Hearing
Other Expenses	03/22/2019	19033AA1	KENTUCKY PRESS ASSOCIATION	\$1,141.09	N/A	N/A	9280	MISCELLANEOUS	No	Required Newspaper Notification

TOTAL \$189,861.24

Case No. 2018-00281
Atmos Energy Corporation, Kentucky Division
Staff DR Set No. 2
Question No. 2-13 Supplement
Page 1 of 2

(SUPPLEMENTAL RESPONSE 3/29/2019)

REQUEST:

Refer to the Direct Testimony of Gregory K. Waller (Waller Testimony), page 7, regarding the forecasted test-year gross plant.

- a. Explain how the Commission's decision in Case No. 2017-00349¹ impacted Atmos's 2018 capital investment projections.
- b. For the three most recent historical fiscal years, 2016, 2017, and 2018, provide side-by-side monthly comparisons of budgeted additions to gross plant and actual additions to gross plant broken down by PRP and other capital additions.
- c. As they become available, provide a side-by-side monthly comparison of budgeted and actual additions to gross plant by PRP and other capital additions for fiscal year 2019. Consider this a continuing request to be updated monthly.
- d. The forecasted test year in Atmos's most recent rate case, Case No. 2017-00349, was the twelve months ended March 31, 2019. The 13-month average of total utility plant included in the net investment rate base proposed by Atmos in that proceeding was \$493,095,000. Provide the 13-month average of Atmos's actual total utility plant for that period. Include the actual monthly amounts and the calculation of the 13-month average balance in the response as the information becomes available, broken down by PRP and other capital additions. Consider this a continuing request to be updated monthly.

SUPPLEMENTAL RESPONSE:

- a. The Commission's Order in Case No. 2017-00349 was issued May 3, 2018. Because the Company's FY18 budget was completed and approved in September 2017, the Company's 2018 capital projections were unaffected by the Order.
- b. Please see Attachment 1.
- c. Please see Attachment 2.

¹ *Id.*

Case No. 2018-00281
Atmos Energy Corporation, Kentucky Division
Staff DR Set No. 2
Question No. 2-13
Page 2 of 2

- d. Please see supplemental Attachment 3 updated through February 2019. Part of the 13 month average calculation is based on the projection provided by the Company in its Plant Data file in the response to Staff DR No. 1-71 for the months on the Case No. 2017-00349 forecast period for which the Company does not yet have actuals available.

ATTACHMENT:

ATTACHMENT 3 - Atmos Energy Corporation, Staff_2-13_Att3_Suppl – UPIS through Feb18.xlsx, 69 Pages.

Respondent: Greg Waller

End Balance	Sum of End Balance	Column Labels	1/1/2018	2/1/2018	3/1/2018	4/1/2018	5/1/2018	6/1/2018	7/1/2018	8/1/2018	9/1/2018	10/1/2018	11/1/2018	12/1/2018	Apr-19	Feb-19
001 - Dallas Metro Division	18942598.1	18942598.1	18942598.1	18942598.1	18942598.1	18942598.1	18942598.1	18942598.1	18942598.1	18942598.1	18942598.1	18942598.1	18942598.1	18942598.1	18942598.1	18942598.1
010.002.39001:Structure & Improv	1411389.93	1411389.93	1411389.93	1411389.93	1411389.93	1411389.93	1411389.93	1411389.93	1411389.93	1411389.93	1411389.93	1411389.93	1411389.93	1411389.93	1411389.93	1411389.93
010.002.39002:Struct & Improv AEAM	9187184.27	9187184.27	9187184.27	9187184.27	9187184.27	9187184.27	9187184.27	9187184.27	9187184.27	9187184.27	9187184.27	9187184.27	9187184.27	9187184.27	9187184.27	9187184.27
010.002.39003:Improvements - Leased	9316001.18	9316001.18	9316001.18	9316001.18	9316001.18	9316001.18	9316001.18	9316001.18	9316001.18	9316001.18	9316001.18	9316001.18	9316001.18	9316001.18	9316001.18	9316001.18
010.002.39100:Office Furniture And	5118803.91	5118803.91	5118803.91	5118803.91	5118803.91	5118803.91	5118803.91	5118803.91	5118803.91	5118803.91	5118803.91	5118803.91	5118803.91	5118803.91	5118803.91	5118803.91
010.002.39104:Office Furn. & Equip	63740.85	63740.85	63740.85	63740.85	63740.85	63740.85	63740.85	63740.85	63740.85	63740.85	63740.85	63740.85	63740.85	63740.85	63740.85	63740.85
010.002.39120:Off Firm & Equip-AEAM	263337.89	263337.89	263337.89	263337.89	263337.89	263337.89	263337.89	263337.89	263337.89	263337.89	263337.89	263337.89	263337.89	263337.89	263337.89	263337.89
010.002.39200:Transportation Equipm	7125.41	7125.41	7125.41	7125.41	7125.41	7125.41	7125.41	7125.41	7125.41	7125.41	7125.41	7125.41	7125.41	7125.41	7125.41	7125.41
010.002.39600:Tobis Shop And Garage	76071.34	76071.34	76071.34	76071.34	76071.34	76071.34	76071.34	76071.34	76071.34	76071.34	76071.34	76071.34	76071.34	76071.34	76071.34	76071.34
010.002.39900:Communication Equipme	1039344.41	1039344.41	1039344.41	1039344.41	1039344.41	1039344.41	1039344.41	1039344.41	1039344.41	1039344.41	1039344.41	1039344.41	1039344.41	1039344.41	1039344.41	1039344.41
010.002.39720:Commun Equip AEAM	8824.34	8824.34	8824.34	8824.34	8824.34	8824.34	8824.34	8824.34	8824.34	8824.34	8824.34	8824.34	8824.34	8824.34	8824.34	8824.34
010.002.39800:Miscellaneous Equipme	136509.52	136509.52	136509.52	136509.52	136509.52	136509.52	136509.52	136509.52	136509.52	136509.52	136509.52	136509.52	136509.52	136509.52	136509.52	136509.52
010.002.39820:Misc Equip - AEAM	7388.39	7388.39	7388.39	7388.39	7388.39	7388.39	7388.39	7388.39	7388.39	7388.39	7388.39	7388.39	7388.39	7388.39	7388.39	7388.39
010.002.39900:Other Tangible Equipm	162267.97	162267.97	162267.97	162267.97	162267.97	162267.97	162267.97	162267.97	162267.97	162267.97	162267.97	162267.97	162267.97	162267.97	162267.97	162267.97
010.002.39901:Servers-Hardware	37003945.94	37003945.94	37003945.94	37003945.94	37003945.94	37003945.94	37003945.94	37003945.94	37003945.94	37003945.94	37003945.94	37003945.94	37003945.94	37003945.94	37003945.94	37003945.94
010.002.39902:Servers-Software	19005572.42	19005572.42	19005572.42	19005572.42	19005572.42	19005572.42	19005572.42	19005572.42	19005572.42	19005572.42	19005572.42	19005572.42	19005572.42	19005572.42	19005572.42	19005572.42
010.002.39903:Network Hardware	3548953.23	3548953.23	3548953.23	3548953.23	3548953.23	3548953.23	3548953.23	3548953.23	3548953.23	3548953.23	3548953.23	3548953.23	3548953.23	3548953.23	3548953.23	3548953.23
010.002.39904:PC Hardware	2458044.2	2458044.2	2458044.2	2458044.2	2458044.2	2458044.2	2458044.2	2458044.2	2458044.2	2458044.2	2458044.2	2458044.2	2458044.2	2458044.2	2458044.2	2458044.2
010.002.39907:PC Software	1473265	1473265	1473265	1473265	1473265	1473265	1473265	1473265	1473265	1473265	1473265	1473265	1473265	1473265	1473265	1473265
010.002.39908:Application Software	67214852.04	67214852.04	67214852.04	67214852.04	67214852.04	67214852.04	67214852.04	67214852.04	67214852.04	67214852.04	67214852.04	67214852.04	67214852.04	67214852.04	67214852.04	67214852.04
010.002.39909:Mainframe Software	39251.62	39251.62	39251.62	39251.62	39251.62	39251.62	39251.62	39251.62	39251.62	39251.62	39251.62	39251.62	39251.62	39251.62	39251.62	39251.62
010.002.39921:Servers-Hardware-AEAM	1628899.91	1628899.91	1628899.91	1628899.91	1628899.91	1628899.91	1628899.91	1628899.91	1628899.91	1628899.91	1628899.91	1628899.91	1628899.91	1628899.91	1628899.91	1628899.91
010.002.39922:Servers-Software-AEAM	961255.64	961255.64	961255.64	961255.64	961255.64	961255.64	961255.64	961255.64	961255.64	961255.64	961255.64	961255.64	961255.64	961255.64	961255.64	961255.64
010.002.39923:Network Hardware-AEAM	60170.36	60170.36	60170.36	60170.36	60170.36	60170.36	60170.36	60170.36	60170.36	60170.36	60170.36	60170.36	60170.36	60170.36	60170.36	60170.36
010.002.39926:PC Hardware-AEAM	314379.42	314379.42	314379.42	314379.42	314379.42	314379.42	314379.42	314379.42	314379.42	314379.42	314379.42	314379.42	314379.42	314379.42	314379.42	314379.42
010.002.39928:Application SW-AEAM	20679910.58	20679910.58	20679910.58	20679910.58	20679910.58	20679910.58	20679910.58	20679910.58	20679910.58	20679910.58	20679910.58	20679910.58	20679910.58	20679910.58	20679910.58	20679910.58
010.002.39931:ALGN-Servers-Hardware	297266.61	297266.61	297266.61	297266.61	297266.61	297266.61	297266.61	297266.61	297266.61	297266.61	297266.61	297266.61	297266.61	297266.61	297266.61	297266.61
010.002.39932:ALGN-Servers-Software	345729.64	345729.64	345729.64	345729.64	345729.64	345729.64	345729.64	345729.64	345729.64	345729.64	345729.64	345729.64	345729.64	345729.64	345729.64	345729.64
010.002.39933:ALGN-Application SW	17511704.29	17511704.29	17511704.29	17511704.29	17511704.29	17511704.29	17511704.29	17511704.29	17511704.29	17511704.29	17511704.29	17511704.29	17511704.29	17511704.29	17511704.29	17511704.29
009 - WKG Division	585789284.2	585789284.2	585789284.2	585789284.2	585789284.2	585789284.2	585789284.2	585789284.2	585789284.2	585789284.2	585789284.2	585789284.2	585789284.2	585789284.2	585789284.2	585789284.2
050.009.30100:Organization Grp	8329.72	8329.72	8329.72	8329.72	8329.72	8329.72	8329.72	8329.72	8329.72	8329.72	8329.72	8329.72	8329.72	8329.72	8329.72	8329.72
050.009.30200:Franch & Consent Grp	119852.69	119852.69	119852.69	119852.69	119852.69	119852.69	119852.69	119852.69	119852.69	119852.69	119852.69	119852.69	119852.69	119852.69	119852.69	119852.69
050.009.35010:Land	261126.69	261126.69	261126.69	261126.69	261126.69	261126.69	261126.69	261126.69	261126.69	261126.69	261126.69	261126.69	261126.69	261126.69	261126.69	261126.69
050.009.35020:Rights-Of-Way	4681.58	4681.58	4681.58	4681.58	4681.58	4681.58	4681.58	4681.58	4681.58	4681.58	4681.58	4681.58	4681.58	4681.58	4681.58	4681.58
050.009.35100:Structures And Improv	17916.19	17916.19	17916.19	17916.19	17916.19	17916.19	17916.19	17916.19	17916.19	17916.19	17916.19	17916.19	17916.19	17916.19	17916.19	17916.19
050.009.35102:Compressor Station Eq	153261.3	153261.3	153261.3	153261.3	153261.3	153261.3	153261.3	153261.3	153261.3	153261.3	153261.3	153261.3	153261.3	153261.3	153261.3	153261.3
050.009.35103:Measuring And Reg. St	23138.38	23138.38	23138.38	23138.38	23138.38	23138.38	23138.38	23138.38	23138.38	23138.38	23138.38	23138.38	23138.38	23138.38	23138.38	23138.38
050.009.35104:Other Structures	137442.53	137442.53	137442.53	137442.53	137442.53	137442.53	137442.53	137442.53	137442.53	137442.53	137442.53	137442.53	137442.53	137442.53	137442.53	137442.53
050.009.35200:Rights Of Way	835204.54	835204.54	835204.54	835204.54	835204.54	835204.54	835204.54	835204.54	835204.54	835204.54	835204.54	835204.54	835204.54	835204.54	835204.54	835204.54
050.009.35201:Well Construction	1699998.54	1699998.54	1699998.54	1699998.54	1699998.54	1699998.54	1699998.54	1699998.54	1699998.54	1699998.54	1699998.54	1699998.54	1699998.54	1699998.54	1699998.54	1699998.54
050.009.35202:Well Equipment	449309.06	449309.06	449309.06	449309.06	449309.06	449309.06	449309.06	449309.06	449309.06	449309.06	449309.06	449309.06	449309.06	449309.06	449309.06	449309.06
050.009.35203:Cushion Gas Grp	1694832.96	1694832.96	1694832.96	1694832.96	1694832.96	1694832.96	1694832.96	1694832.96	1694832.96	1694832.96	1694832.96	1694832.96	1694832.96	1694832.96	1694832.96	1694832.96
050.009.35210:Storage Leaseholds An	178530.09	178530.09	178530.09	178530.09	178530.09	178530.09	178530.09	178530.09	178530.09	178530.09	178530.09	178530.09	178530.09	178530.09	178530.09	178530.09
050.009.35211:Storage Rights	54614.27	54614.27	54614.27	54614.27	54614.27	54614.27	54614.27	54614.27	54614.27	54614.27	54614.27	54614.27	54614.27	54614.27	54614.27	54614.27
050.009.35301:Storage Field Lines	175350.37	175350.37	175350.37	175350.37												

Total Reserve															
Sum of Total Reser; Column Labels															
Row Labels	Dec-17	Jan-18	Feb-18	Mar-18	Apr-18	May-18	Jun-18	Jul-18	Aug-18	Sep-18	Oct-18	Nov-18	Dec-18	Jan-19	Feb-19
002 - Dallas Attrm	10271429.42	13482299.42	10888349.41	10695317.2	11059200.1	10813256.4	11024493.3	11136933.5	11244243.3	9277286.15	9277286.15	9277286.15	9277286.15	8831391.5	8831391.5
010.002.3900Z	470718.95	474478.95	473232.95	481393.95	487338.95	493993.95	493374.45	497154.95	500339.15	504669.76	500399.49	511147.7	515696	516444.24	523392.48
010.002.3900Z	3484840.85	3451942.88	3515424.71	3538906.74	3562388.77	3585913	3609394.92	3632376.84	3656358.76	3679840.68	3703316.62	3726797	3750275	3773752.44	3797230.38
010.002.3900Z	9311888.27	9315021.09	9315751.15	9316004.95	9316258.75	9316512.55	9316766.35	9317020.15	9317273.95	9348368.66	9377596.36	9406799	9430447	9438251.64	9438443.9
010.002.3900Z	-0.04	-0.04	-0.04	-0.04	-0.04	-0.04	-0.04	-0.04	-0.04	-0.04	24.17	29.86	35.55	41.24	46.93
010.002.3900Z	-0.08	-0.08	-0.08	-0.08	5.7	11.48	15.27	19.26	23.15	27.04	31.55	36.06	40.57	151.15	261.73
010.002.3910Z	1747910.54	1749896.27	1781992	1789884.37	1818026.11	1833067.85	1839109.59	1875151.33	1884694.93	1907160.74	1925217.86	1943257	1961324	1979136.22	1997799.02
010.002.3910Z	1.26	1.26	1.26	1.26	1.26	1.26	1.26	1.26	1.26	1.26	1.26	1.26	1.26	1.26	1.26
010.002.3910Z	0.45	0.45	0.45	0.45	0.45	0.45	0.45	0.45	0.45	0.45	0.45	0.45	0.45	0.45	0.45
010.002.3910Z	20200.92	30411.8	30622.68	30854.25	31085.82	31317.29	31548.95	31780.53	32012.1	32243.67	32475.24	32706.81	32938.37	33169.73	33401.17
010.002.3910Z	98371.18	97749.2	98627.22	99505.24	100383.26	101261.28	102139.3	103017.32	103895.34	104773.36	105651.33	106529.3	107407.27	108285.24	109163.21
010.002.3920Z	5079.45	5186.18	5292.91	5381.64	5432.52	5468.76	5495	5526.1	5557.23	5588.46	5619.2	5646.31	5679.07	5727.64	5788.26
010.002.3940Z	29491.96	30040.96	30589.96	31138.96	31687.96	32236.96	32785.96	33334.96	33883.96	34432.78	34981.78	35530.78	36079.78	36628.78	37177.78
010.002.3940Z	388.07	388.07	388.07	388.07	388.07	388.07	388.07	388.07	388.07	388.07	388.07	388.07	388.07	388.07	388.07
010.002.3970Z	505591.23	510508.32	515427.41	520345.5	525263.53	530181.52	535099.51	540017.5	544935.48	549853.46	554771.44	559689.41	564607.38	569525.35	574443.32
010.002.3970Z	3519.76	3561.26	3602.76	3644.26	3685.76	3727.26	3768.76	3810.26	3851.76	3893.26	3934.76	3976.26	4017.76	4059.26	4100.76
010.002.3980Z	42694.03	43069.87	43445.71	43821.55	44197.39	44573.23	44949.07	45324.91	45700.75	46076.59	46452.43	46828.27	47204.11	47579.95	47955.79
010.002.3980Z	765.62	723.45	741.28	759.11	776.94	794.77	812.6	830.43	848.26	866.09	883.92	901.75	919.58	937.41	955.24
010.002.3990Z	167377.29	167488.59	167599.89	167709.19	167818.49	167927.79	168037.09	168146.39	168255.69	168364.99	168474.29	168583.59	168692.89	168802.19	168911.49
010.002.3990Z	15833979.42	20120727.61	20387775.8	20654823.99	20921872.18	21188920.37	21455968.56	21724016.75	21992064.94	357452.12	3712398.09	3857345	4006694	4155574.01	4305214.92
010.002.3990Z	16604333.15	16741070.23	16878715.31	17015452.39	17152189.47	17288926.55	17425663.63	17562400.71	17699137.79	17835874.87	17972611.95	18109349.03	18246086.11	18382823.19	18519560.27
010.002.3990Z	2382189.07	2415855.07	2449471.07	2483087.07	2516703.07	2550319.07	2583935.07	2617551.07	2651167.07	2684783.07	2718399.07	2752015.07	2785631.07	2819247.07	2852863.07
010.002.3990Z	992978.97	1010012.33	1020245.69	1040469.05	1061128.26	1078283.06	1095437.86	1112592.66	1129747.46	1146902.26	1164057.06	1181211.86	1198366.66	1215521.46	1232676.26
010.002.3990Z	199468.35	207681.58	215894.81	224108.04	232321.27	240534.5	248747.73	256960.96	265174.19	273387.42	281600.65	289813.88	298027.11	306240.34	314453.57
010.002.3990Z	31264132.74	31615589	31967048.99	32318508.31	32669967.63	33021426.95	33372886.27	33724345.59	34075804.91	34427264.23	34778723.55	35130182.87	35481642.19	35833101.51	36184560.83
010.002.3990Z	43472.76	43665.48	43858.2	44050.92	44243.64	44436.36	44629.08	44821.8	44993.58	45106.06	45235.66	45490.09	45654.52	45818.95	45983.38
010.002.3992Z	1097203.48	1109215.21	1121226.94	1133238.67	1145250.4	1157262.13	1169273.86	1181285.59	1193297.32	1205309.05	1217320.78	1229332.51	1241344.24	1253355.97	1265367.7
010.002.3992Z	43908.34	43763.22	44468.06	45162.89	45857.72	46552.55	47247.38	47942.21	48637.04	49331.87	50026.7	50721.53	51416.36	52111.19	52806.02
010.002.3992Z	41913.05	41723.84	42134.83	42545.82	42956.81	43367.8	43778.79	44189.78	44599.77	45010.76	45421.75	45832.74	46243.73	46654.72	47065.71
010.002.3992Z	40592.25	40404.87	40563.89	40722.91	40881.93	41040.95	41199.97	41358.99	41517.99	41676.99	41835.99	41994.99	42153.99	42312.99	42471.99
010.002.3992Z	11857206.64	11976484.04	12095761.44	12215038.84	12334316.24	12453593.64	12572871.04	12692148.44	12811425.84	12930703.24	13049980.64	13169258.04	13288535.44	13407812.84	13527090.24
010.002.3993Z	35233.56	41882.87	44242.18	46601.49	48960.8	51320.11	53679.42	56038.73	58398.04	60757.35	63116.66	65475.97	67835.28	70194.59	72553.9
010.002.3993Z	32977.25	35879.08	38180.91	40782.74	43584.57	45986.4	48388.23	51190.06	53791.89	56393.72	58985.55	61587.38	64179.21	66771.04	69362.87
010.002.3993Z	2936586.45	303220.34	312985.85	322651.36	332316.87	341982.38	351647.89	361313.4	370978.91	380644.42	390309.93	400075.44	410740.95	420406.46	430071.97
RWIP															
009 - WNGO Division	171871042.2	172598210.6	172799278.8	172850672.7	174005461.1	175099191.5	175845207.9	176765583.3	178130104.4	172599762.1	173756611.6	1746408	1768408	176507661.1	17712983
050.009.3010Z	8329.72	8329.72	8329.72	8329.72	8329.72	8329.72	8329.72	8329.72	8329.72	8329.72	8329.72	8329.72	8329.72	8329.72	8329.72
050.009.3020Z	119852.69	119852.69	119852.69	119852.69	119852.69	119852.69	119852.69	119852.69	119852.69	119852.69	119852.69	119852.69	119852.69	119852.69	119852.69
050.009.3030Z	0	0	0	0	0	0	0	0	0	0	0	0	0	0	0
050.009.3040Z	4427.86	4427.86	4429.64	4430.52	4431.4	4432.28	4433.16	4434.04	4434.92	4435.8	4436.68	4437.56	4438.44	4439.32	4440.2
050.009.3050Z	5765.93	5790.84	5815.77	5840.7	5865.63	5890.56	5915.49	5940.42	5965.35	5990.28	6015.21	6040.14	6065.07	6090	6114.93
050.009.3060Z	110372.68	110533.51	110694.34	110855.17	111016.01	111176.84	111337.67	111498.5	111659.33	111820.16	111980.99	112141.82	112302.65	112463.48	112624.31
050.009.3070Z	20112.95	20130.69	20148.43	20166.17	20183.91	20201.65	20219.39	20237.13	20254.87	20272.61	20290.35	20308.09	20325.83	20343.57	20361.31
050.009.3080Z	97024	97172.89	97321.78	97470.67	97619.56	97768.45	97917.34	98066.23	98215.12	98364.01	98512.9	98661.79	98810.68	98959.57	99108.46
050.009.3090Z	908785.47	922218.08	935662.69	949096.25	962519.81	975953.37	989386.93	1002820.49	1016254.05	1029687.61	1043120.72	1056554	1069987	1083418.93	1096853.43
050.009.3100Z	1374503.06	1376942.22	1378781.4	1380920.57	1383059.74	1385198.91	1387338.08	1389477.25	1391616.42	1393755.59	1395894.76	1398034	1400173	1402312.7	1404451.4
050.009.3110Z	448505.85	448854.06	449202.27	449550.48	449898.69	450246.9	450595.11	450943.32	451291.53	451639.74	451987.95	452336.16	452684.37	453032.58	453380.79
050.009.3120Z	708785.78	711306.08	713826.38	716346.68	718866.98	721387.28	723907.58	726427.88	728948.18	731468.48	733988.78	736509.08	739029.38	741549.68	744069.98
050.009.3130Z	167003.92	167065.99	167128.06	167190.13	167252.2	167314.27	167376.34	167438.41	167500.48	167562.55	167624.62	167686.69	167748.76	167810.83	167872.9
050.009.3140Z	43114.56	43151.61	43188.66	43225.71	43262.76	43299.81	43336.86	43373.91	43410.96	43448.01	43485.06	43522.11	43559.16	43596.21	43633.26
050.009.3150Z	-90969.5	-90851.14	-90732.78	-90614.42	-90496.06	-90377.7	-90259.34	-90140.98	-90022.62	-89904.26	-89785.9	-89667.54	-89549.18	-89430.82	-89312.46
050.009.3160Z	186104.95	186246.24	186387.53	186528.82	186										

050.009.3750C	102030.12	102607.21	103184.3	103781.39	104338.48	104915.57	105492.66	106069.75	106646.84	107223.93	107801.02	108378.11	108955.2	109532.29	110109.38
050.009.3750A	68156.24	68156.59	68272.84	68499.29	68670.64	68841.99	69013.34	69184.69	69356.04	69527.39	69698.74	69870.09	70041.44	70212.79	70384.14
050.009.3750D	33793.99	33873.41	33952.83	34032.25	34111.67	34191.09	34270.51	34349.93	34429.35	34508.77	34588.19	34667.61	34747.03	34826.45	34905.87
050.009.3750E	1781.21	1786.08	1790.95	1795.82	1800.69	1805.56	1810.43	1815.30	1820.17	1825.04	1829.91	1834.78	1839.65	1844.52	1849.39
050.009.3760C	1240096.06	12474631.74	12497542.88	1255581.52	12644560.07	12708444.4	12768472.61	963207.44	9751244.85	9447707.4	9345022.08	9388288	9460082	9511297.89	9577526.41
050.009.3760D	29092134.47	29554849.57	29559895.27	29664922.3	2980647.73	30056428.01	30325902.68	30388206.73	30389077.65	29842637.46	29912556.04	29839178	30142778	30105790.95	30315353.44
050.009.3760E	14896059.13	15068698.11	15247367.36	15357066.35	15504543.83	15725393.51	15853946.35	16035444.64	16161188.61	15034938.53	15147079.29	15335105	15541360	15796270.54	15971470.37
050.009.3780C	1779595.51	1881261.91	1910451.86	1912055.06	1964920.20	1998720.65	2026244.65	2057937.99	2098900.22	2007321.25	2024666.32	2078281	2117976	2158049.97	2200112.65
050.009.3790C	83276.01	841669	851061.99	858647.37	867233.45	874652.9	879676.28	883496.16	893816.04	882471.91	892733.24	880572.2	890630.1	900910.71	911202.71
050.009.3790D	961613.71	965552.5	966491.29	967502.16	971440.16	975378.17	979230.58	983228.59	980422.21	984539.65	988519.11	991054.7	992004.3	994682.91	998606.63
050.009.3800C	36234894.07	3649524.66	35207180.17	35273188.81	35565188.44	35645539.44	35666396.86	3589998.09	35989002.95	3560258.34	35560980.38	35849115	35892125	36132677.56	36277990.58
050.009.3810C	17052798.99	17264869.41	1747899.78	17683150.79	17887047.87	18092316.99	18292376.16	18450715.89	18580935.36	18926843.72	19101116.5	19268471	19518376	19744427.58	19763790.14
050.009.3820C	2424153.25	24414505.77	24583815.06	24694146.08	24859384.34	25037051.97	25193881.83	25198960.05	25319729.61	25305844.5	25474633.2	25578848	25764183	2598462.82	25797203.91
050.009.3830C	3623777.74	3652186.25	3690536.69	3704890.87	3733823.31	3762911.17	3788041.44	3815132.63	3849731.09	3879003.04	3907869.21	3937763	3968065	4025426.05	4025426.05
050.009.3840C	83640.28	84639.04	84441.54	84847.04	85239.39	85652.36	86075.29	86490.49	86905.87	87342.49	87765.52	88190.56	88147.4	89044.81	89474.82
050.009.3850D	272547.51	2738426.85	2750114.25	2761800.51	2773498.43	2785208.96	2796904.14	2808625.85	2820351.67	2832004.68	2843833.12	2855576	2867316	2879053.92	2890831.29
050.009.3850D	0	0	0	0	0	0	0	0	0	0	0	0	0	0	0
050.009.3900D	787776.43	810270.08	832763.73	855257.38	877751.03	900298.96	923111.24	945923.52	968735.8	1008731.77	1028554.66	1052395	1078234	1108074.33	1128150.91
050.009.3900D	96659.17	97201.6	97744.03	98286.46	98829.89	99371.32	99915.75	100456.18	100998.61	101541.04	102083.47	102625.5	103168.3	103710.76	104253.19
050.009.3900D	247979.44	250201.6	252423.76	254645.92	256868.03	259090.24	261312.4	263534.56	265756.72	267978.88	270201.04	272423.2	274645.4	276867.52	279089.68
050.009.3900D	4075.21	4115.8	4155.39	4196.98	4237.57	4278.16	4318.75	4359.34	4399.93	4440.52	4481.11	4521.7	4562.29	4602.88	4643.47
050.009.3900D	1092667.88	1112098.12	1131208.36	1150938.6	1170888.84	1189819.08	1208749.32	1228679.56	1246194.18	1246194.18	1246194.18	1246194.18	1246194.18	1246194.18	1246194.18
050.009.3910D	900066.45	917955.53	935864.61	953779.49	971722.77	989794.74	1007865.55	1025936.6	1041738.05	1029261.09	1047131.08	1055064	1062976	1070936.16	1118615.16
050.009.3920D	65275.49	66966.81	67851.73	68736.65	69621.57	70506.49	71391.41	72276.33	73161.25	74046.17	74931.09	75816.01	76700.93	77585.85	78470.77
050.009.3920D	-2579.39	-2579.39	-2579.39	-2579.39	-2579.39	-2579.39	-2579.39	-2579.39	-2579.39	-2579.39	-2579.39	-2579.39	-2579.39	-2579.39	-2579.39
050.009.3940D	379617.83	899713.65	923604.38	947570.46	971013.53	994709.93	1020928.27	1048385.81	1069797.69	1098665.43	1119442.62	1145927	1171294	1198005.45	1216641.03
050.009.3960D	94619.39	35262.06	8904.73	36441.27	36441.27	36441.27	36441.27	36441.27	36441.27	36441.27	36441.27	36441.27	36441.27	36441.27	36441.27
050.009.3960D	54742.48	55760.55	56776.62	57727.51	57727.51	57727.51	57727.51	57727.51	57727.51	57727.51	57727.51	57727.51	57727.51	57727.51	57727.51
050.009.3960D	15358.72	15673.93	15989.14	16304.35	16619.56	16934.77	17249.98	17565.19	17870.05	17870.05	17870.05	17870.05	17870.05	17870.05	17870.05
050.009.3970D	158431.55	202909.7	207387.85	211866	216344.15	220823.3	225300.45	229778.6	234256.75	238734.9	243212.77	248119.6	252812	257504.38	262196.75
050.009.3980D	1645213.77	167375.68	1703030.02	1734684.36	1766338.72	1797993.04	1829647.38	1861301.72	1892956.06	1924610.26	1954400.88	1985783	2017426	2049098.36	2066761.76
050.009.3990D	3724.37	3844.11	4003.83	4143.59	4283.33	4423.07	4562.81	4702.55	4842.29	4982.03	5121.77	5261.51	5401.25	5540.99	5680.73
050.009.3990D	39785.98	41124.84	42469.8	43820.76	45171.72	46522.68	47873.64	49224.6	50575.56	51926.52	53277.48	54628.44	55979.4	57330.36	58681.32
050.009.3990D	552187.28	576384.27	600495.78	624607.29	648718.8	672830.31	696941.82	721053.33	745164.84	769276.35	793387.86	817499.37	841610.88	865722.39	890833.9
050.009.3990D	111007.42	110271.69	109536.96	108800.23	108064.5	107328.77	106593.04	105857.31	105121.58	104385.85	103650.12	102914.4	102178.7	101442.93	100707.2
RWIP	-4941409.17	-5178133.77	-5366172.26	-5535157.79	-5670998	-5810886.18	-5974709.46	-6147181.02	-6324700.5	-6516166.82	-6722657.57	-6949018	-7186283	-7434271.67	-7693957.14
012 - Call Center D	41196726.42	41864459.09	4259260.16	4328031.05	4398221.24	44686380.42	45389508.09	46084741.45	46784195.23	47480162.9	48184783.04	48921204	496829013	47534988.62	48240704.6
010.012.3900C	0	0	0	0	0	0	0	0	0	0	0	0	0	0	0
010.012.3900C	0	0	0	0	0	0	0	0	0	0	0	0	0	0	0
010.012.3900C	1623556.01	1657455.61	1691355.81	1725255.71	1759155.51	1793055.51	1826955.41	1860855.31	1895051.99	1929056.04	1963011	1997006	2031041	2065075.16	2099109.76
010.012.3900C	1999140.13	1608093.67	1617047.21	1626000.75	1634954.29	1643907.83	1652861.37	1661814.91	1670768.45	1679721.99	1688675.53	1697630	1706584	1715537.83	1724491.79
010.012.3900C	2538133.22	2591759.19	265285.16	2699011.13	2672637.1	2726263.07	2759889.14	279515.01	2827140.98	286527.75	2897625.51	2931723	2965821	2999849.76	3038478.49
010.012.3910C	776747.22	794053.5	797074.78	799991.06	807997.34	815223.62	823791.11	831756.8	839726.09	847861.65	855944.12	863931.8	871977.1	880038.4	888028.2
010.012.3911C	32904.83	33541.67	34778.41	35015.2	3715.99	39488.78	39725.57	40962.36	42189.15	44807.94	46355.01	47902.68	49450.13	50997.49	52544.83
010.012.3912C	92071.01	92240.37	92268.91	92566.5	92724.09	92881.68	93095.27	93196.86	93354.45	93512.04	93669.63	93828.39	93985.95	94155.81	94324.56
010.012.3914C	86709.43	89652.16	92614.89	95567.62	98520.35	101572.73	104651.66	107730.59	110809.52	115972.68	119373.52	122774.4	126415.3	130052.25	133889.03
010.012.3915C	14211.38	14408.04	14604.7	14801.36	14998.02	15194.66	15391.3	15588	15784.66	15981.32	16177.98	16374.64	16571.3	16768.02	16964.74
010.012.3970C	579456.88	988427.42	973977.96	1008368.5	1015339.04	1024309.58	1033280.12	1042250.66	1051221.2	1060191.74	1069162.22	1078133	1087103	1096073.66	1105044.14
010.012.3971C	142982.03	144843.12	145704.11	147065.3	148426.39	149787.48	151148.57	152509.66	153870.75	155231.84	156592.93	157949.03	159295.14	160651.53	162064.87
010.012.3980D	10899.59	11063.13	11226.67	11390.21	11553.75	11717.29	11880.83	12044.37	12207.91	12371.45	12534.99	12698.45	12861.95	13027.57	13192.19
010.012.3981C	130248.32	131179.1	132109.88	133040.66	133971.44	134902.22	135833	136763.78	137694.56	138625.34	139556.09	140486.8	141426.5	142418.01	143395.52
010.012.3990C	47796.51	49200.05	492154.29	489279.13	48408.67	483528.21	480652.75	467777.29	474901.83	-154264.63	-154264.63	-154265	-154265	-154264.63	-154264.63
010.012.3990C	4531345.72	4404139.91	4477034.1	4549928.29	4623222.45	4695716.67	4768210.86	4841555.05	4914899.24	4907859.56	4978898.43	5049337	5120498	5192052.81	5263707.38
010.012.3990D	1059339.85	1073810.49	1087981.13	110281.77	1117722.41	1131093.05	1145464.69	1159834.33	1174204.97	1187282.09	1202031.9	1216781	1232353	1247814.14	1263476.3
010.012.3990D	316234.26	330621.98	334919.7	339217.42	343515.14	347812.86	352110.58	356408.3	360706.02	365003.74	369301.47	373599.6	377897.5	38	

Description	Forecast Period														
	KY/ Mid-Sts Division	Kentucky Jurisdiction	Kentucky Composite												
Rate Base, Dep. Exp., & Taxes Other															
Shared Services															
General Office (Div 002)	10.40%	49.78%	5.38%												
Customer Support (Div 012)	10.95%	51.52%	5.84%												
Kentucky/Mid-States															
Mid-States General Office (Div 091)	100%	49.73%	49.78%												
Grenville Avenue Data Center															
Charles K. Vaughan Center		1.57%													
AEAM		2.32%													
ALGN		6.36%													
		0.00%													
1010 - Plant in Service															
Kentucky Division - 009	Dec-17	Jan-18	Feb-18	Mar-18	Apr-18	May-18	Jun-18	Jul-18	Aug-18	Sep-18	Oct-18	Nov-18	Dec-18	Jan-19	Feb-19
KMD General Office -091	585,789,284	592,419,951	593,505,823	596,139,106	601,071,145	604,222,557	607,505,487	606,011,510	617,250,873	633,193,511	637,590,453	638,459,834	642,838,858	649,499,878	651,164,033
SSU - 002	3,578,941	3,621,977	3,621,977	3,619,363	3,619,363	3,619,675	3,619,675	3,634,819	3,634,819	3,634,819	3,634,819	3,634,819	3,634,819	3,634,819	3,634,819
SSU - 002 AEAM	148,011,398	148,048,858	148,065,752	148,065,752	148,082,113	148,094,664	150,246,923	151,283,589	148,939,877	129,815,016	132,801,708	133,278,134	134,922,691	135,011,349	136,094,448
SSU - 002 Greenville	9,250,925	9,250,925	9,250,925	9,258,221	9,258,221	9,258,178	9,258,178	9,258,178	9,258,178	9,258,178	9,258,178	9,258,178	9,258,178	9,258,178	9,258,178
SSU - 002 AEAM	23,920,166	23,920,452	23,920,339	23,920,339	23,929,367	23,929,367	23,928,933	23,928,933	26,221,532	25,212,878	25,214,994	25,214,994	25,214,994	25,214,994	25,214,994
SSU - 002 ALGN	18,160,101	18,160,101	18,382,508	18,382,508	18,382,508	18,382,508	18,382,508	18,382,508	18,382,508	18,382,508	18,382,508	18,382,508	18,382,508	18,382,508	18,382,508
SSU - 012	127,673,859	127,774,132	127,795,433	127,759,105	127,759,038	127,762,534	127,881,284	127,891,048	127,917,791	125,576,164	125,576,164	125,576,164	131,058,076	131,066,785	131,079,320
SSU - 012 CKV	16,811,345	16,816,361	16,818,861	16,829,391	16,829,391	16,829,497	16,829,497	16,829,497	16,829,497	16,841,244	16,841,244	16,841,244	16,841,244	16,841,244	16,841,244
Total	935,002,019	936,772,755	941,238,518	945,773,622	948,731,140	951,949,979	957,476,896	957,048,491	978,338,510	961,314,318	969,789,075	972,178,152	982,901,028	989,402,830	992,183,855
1010 - Plant in Service Allocated															
Kentucky Division - 009	Dec-17	Jan-18	Feb-18	Mar-18	Apr-18	May-18	Jun-18	Jul-18	Aug-18	Sep-18	Oct-18	Nov-18	Dec-18	Jan-19	Feb-19
KMD General Office -091	585,789,284	592,419,951	593,505,823	596,139,106	601,071,145	604,222,557	607,505,487	606,011,510	617,250,873	633,193,511	637,590,453	638,459,834	642,838,858	649,499,878	651,164,033
SSU - 002	7,662,728	7,664,667	7,665,542	7,665,533	7,666,389	7,667,038	7,678,464	7,682,133	7,710,795	7,670,325	7,675,304	7,689,968	7,695,110	7,698,700	7,704,773
SSU - 002 Greenville	145,298	145,298	145,298	145,412	145,412	145,412	145,412	145,412	145,412	145,412	145,412	145,412	145,412	145,412	145,412
SSU - 002 AEAM	1,521,859	1,521,870	1,521,870	1,521,870	1,522,444	1,522,444	1,522,417	1,522,417	1,674,641	1,604,105	1,604,239	1,604,239	1,604,239	1,604,239	1,604,239
SSU - 002 ALGN	7,202,361	7,205,197	7,207,549	7,207,166	7,207,368	7,214,062	7,214,613	7,216,111	7,216,111	7,084,025	7,084,025	7,084,025	7,393,772	7,393,772	7,393,772
SSU - 012	385,292	385,501	385,501	385,572	385,572	386,061	386,117	386,117	386,117	385,847	386,785	386,785	386,785	386,785	386,785
SSU - 012 CKV	604,488,419	611,145,511	612,234,603	614,866,331	619,799,846	622,932,749	626,353,832	624,921,614	646,199,373	650,932,637	655,455,631	657,389,477	661,176,679	667,745,863	669,467,456
Total	604,488,419	611,145,511	612,234,603	614,866,331	619,799,846	622,932,749	626,353,832	624,921,614	646,199,373	650,932,637	655,455,631	657,389,477	661,176,679	667,745,863	669,467,456
1070 CWIP															
Kentucky Division - 009	Dec-17	Jan-18	Feb-18	Mar-18	Apr-18	May-18	Jun-18	Jul-18	Aug-18	Sep-18	Oct-18	Nov-18	Dec-18	Jan-19	Feb-19
KMD General Office -091	32,283,155.5	28,808,151.15	30,025,196.19	31,842,484.64	32,082,590.87	36,429,951.7	38,154,608.56	41,975,207.72	27,937,294.23	25,204,488.7	34,890,434.71	39,580,918.34	40,555,253.05	41,661,008.99	45,006,171.53
SSU - 002	613.64	24,919.149	3,881,849	9,927.72	36,109.29	9,576.09	4,641.73	3,323.071	21,869.54	-10,002.07	-7,739.558	-1,309,361.42	-10,002.07	-7,116,666.37	-11,444,005.52
SSU - 012	919,959.71	694,403.62	694,749.51	1,239,945.16	1,111,795.49	1,148,723.18	1,445,480.56	1,699,188.62	14,705,062.89	21,805,931.42	15,985,293.48	13,671,396.35	13,668,473.83	12,851,510.54	14,845,840.96
Total	32,896,708.81	29,432,613.91	31,711,795.70	33,784,439.56	34,260,716.23	38,615,627.56	40,600,730.85	43,674,419.11	42,607,667.44	48,889,768.11	53,806,474.61	54,277,913.11	54,549,203.93	55,440,258.29	59,607,957.97
1070 CWIP Allocated															
Kentucky Division - 009	Dec-17	Jan-18	Feb-18	Mar-18	Apr-18	May-18	Jun-18	Jul-18	Aug-18	Sep-18	Oct-18	Nov-18	Dec-18	Jan-19	Feb-19
KMD General Office -091	32,283,155.5	28,808,151.15	30,025,196.19	31,842,484.64	32,082,590.87	36,429,951.7	38,154,608.56	41,975,207.72	27,937,294.23	25,204,488.7	34,890,434.71	39,580,918.34	40,555,253.05	41,661,008.99	45,006,171.53
SSU - 002	613.64	24,919.149	3,881,849	9,927.72	36,109.29	9,576.09	4,641.73	3,323.071	21,869.54	-10,002.07	-7,739.558	-1,309,361.42	-10,002.07	-7,116,666.37	-11,444,005.52
SSU - 012	919,959.71	694,403.62	694,749.51	1,239,945.16	1,111,795.49	1,148,723.18	1,445,480.56	1,699,188.62	14,705,062.89	21,805,931.42	15,985,293.48	13,671,396.35	13,668,473.83	12,851,510.54	14,845,840.96
Total	32,896,708.81	29,432,613.91	31,711,795.70	33,784,439.56	34,260,716.23	38,615,627.56	40,600,730.85	43,674,419.11	42,607,667.44	48,889,768.11	53,806,474.61	54,277,913.11	54,549,203.93	55,440,258.29	59,607,957.97
1080 - Accumulated Depr.															
Kentucky Division - 009	Dec-17	Jan-18	Feb-18	Mar-18	Apr-18	May-18	Jun-18	Jul-18	Aug-18	Sep-18	Oct-18	Nov-18	Dec-18	Jan-19	Feb-19
KMD General Office -091	171,871,042	172,595,211	172,079,277	172,950,673	174,005,461	175,039,192	175,845,208	175,070,358	173,130,104	172,299,762	173,756,614	174,418,938	175,667,115	176,507,260	177,129,853
SSU - 002	1,940,340	1,944,601	1,948,862	1,956,355	1,954,901	1,954,667	1,969,133	1,967,888	1,974,243	1,976,796	1,981,421	1,986,044	1,990,667	1,995,289	1,999,912
SSU - 002 Greenville	83,628,078	84,466,311	85,286,250	86,110,604	86,934,950	87,759,306	88,583,653	89,408,000	90,232,347	91,056,694	91,881,041	92,705,388	93,529,735	94,354,082	95,178,429
SSU - 002 AEAM	3,496,662	3,522,354	3,548,047	3,589,781	3,583,475	3,571,230	3,640,944	3,654,657	3,688,371	3,712,084	3,735,797	3,759,510	3,783,223	3,806,936	3,830,649
SSU - 002 ALGN	13,578,408	13,710,531	13,842,654	13,974,777	14,106,944	14,239,111	14,371,277	14,503,444	14,709,611	15,000,515	15,341,159	15,883,866	16,326,168	16,868,875	17,411,582
SSU - 012	3,009,087	3,109,782	3,211,389	3,312,996	3,414,602	3,516,209	3,617,816	3,719,422	3,821,029	3,922,635	4,024,242	4,125,849	4,227,456	4,344,950	4,452,444
SSU - 012 CKV	37,704,729	38,355,581	39,006,433	39,657,285	40,308,137	40,959,000	41,609,863	42,260,726	42,911,589	43,562,452	44,213,315	44,864,178	45,515,041	46,165,904	46,816,767
Total	316,722,343	321,237,260	322,506,840	325,159,458	327,998,272	330,816,596	333,136,840	332,498,319	334,970,796	337,443,273	340,000,750	342,558,227	345,115,704	347,673,181	350,230,658
1080 - Accumulated Depr. Allocated															
Kentucky Division - 009	Dec-17	Jan-18	Feb-18	Mar-18	Apr-18	May-18	Jun-18	Jul-18	Aug-18	Sep-18	Oct-18	Nov-18	Dec-18	Jan-19	Feb-19
KMD General Office -091	171,871,042	172,595,211	172,079,277	172,950,673	174,005,461	175,039,192	175,845,208	175,070,358	173,130,104	172,299,762	173,756,614	174,418,938	175,667,115	176,507,260	177,129,853
SSU - 002	965,901	965,023	970,144	970,878	970,000	975,124	977,246	979,368	981,490	983,612	985,734	987,856	989,978	992,100	994,222
SSU - 002 Greenville	4,329,516	4,372,612	4,415,708	4,458,804	4,501,900	4,545,000	4,588,100	4,631,200	4,674,300	4,717,400	4,760,500	4,803,600	4,846,700	4,889,800	4,932,900
SSU - 002 AEAM	54,951	55,333	55,695	56,058	56,440	56,813	57,186	57,558	57,931	58,304	58,677	59,050	59,423	59,796	60,169
SSU - 002 ALGN	363,891	371,297	378,703	387,109	395,515	403,921	412,327	420,733	429,139	437,545	445,951	454,357	462,763	471,169	479,575
SSU - 012	2,127,006	2,169,722	2,200,447	2,237,171	2,273,895	2,310,620	2,347,344	2,384,068	2,420,792	2,457,516	2,494,240	2,530,964	2,567,688	2,604,412	2,641,136
SSU - 012 CKV	80,866	82,053	83,140	84,227	85,314	86,401	87,488	88,575	89,662	90,749	91,836	92,923	94,010	95,097	96,184
Total	180,293,284	181,109,241	180,684,778	181,646,177	182,792,859	183,975,495	184,516,581	184,141,736	182,269,483	180,265,044	181,809,395	183,353,746	184,900,097	186,446,448	187,992,800

Row Labels	Dec-17	Jan-18	Feb-18	Mar-18	Apr-18	May-18	Jun-18	Jul-18	Aug-18	Sep-18	Oct-18	Nov-18	Dec-18	Jan-19	Feb-19	Grand Total
050.009.37501:Struct. & Improv. - T	99818.13	99818.13	99818.13	99818.13	99818.13	99818.13	99818.13	99818.13	99818.13	99818.13	99818.13	99818.13	99818.13	99818.13	99818.13	1497271.95
050.009.37502:Land Rights	46264.19	46264.19	46264.19	46264.19	46264.19	46264.19	46264.19	46264.19	46264.19	46264.19	46264.19	46264.19	46264.19	46264.19	46264.19	693962.85
050.009.37503:Improvements	4005.08	4005.08	4005.08	4005.08	4005.08	4005.08	4005.08	4005.08	4005.08	4005.08	4005.08	4005.08	4005.08	4005.08	4005.08	60076.2
050.009.37600:Mains - Catholic Prot	20977480.25	20958209.56	20910989.41	20910989.41	20910989.41	20910989.41	20910989.41	20910989.41	20910989.41	20910989.41	20910989.41	20910989.41	20910989.41	20910989.41	20910989.41	29055570.5
050.009.37601:Mains - Steel	145830259.1	150847993.8	151184563.8	149983078.1	150016034.2	151223390	151345568.3	151329297.5	151321282.2	160148818.3	158834955	158857527.3	158972490.5	158832123.7	15899168.7	2307710773
050.009.37602:Mains - Plastic	104636005.2	105259590.9	105495314.3	106947205.9	108399208	108659057.4	108860154.8	110281772.9	113361354.1	122163355.8	125492750.3	126153185.3	127037362.4	130025953.7	130612996.3	1736581221
050.009.37800:Meas. And Reg. Sta. E	12401060.83	12876887.35	13654128.09	13812183.26	15569217.81	15589400.67	15608977.87	15608044.77	32042081.11	16221073.03	16406203.8	16407035.5	17135308	18304012.43	18287384.4	249922998.9
050.009.37900:Meas & Reg Station Eq	3941149.06	3941149.06	3941149.06	4169011.27	4169011.27	4169011.27	4158214.77	4158214.74	4158214.74	4323911.84	4323911.55	4306668.54	4306668.54	4304684.62	4311637.56	62682596.15
050.009.37905:Meas & Reg Sta Eq - C	1652639.35	1652639.35	1652639.35	1652258.54	1652258.54	1652258.54	1652258.54	1652258.54	1645562.03	1669124.33	1670282.03	1666178.3	1666178.3	1666177.12	1666177.12	24871971.31
050.009.38000:Services	120333354.1	121018933.3	120612849.5	122028592.7	123344859.2	124624371.4	125818439	126884799.8	127998110.9	129344609.4	130407362.3	131390248	132625094.1	133618468.6	134635986	1904686178
050.009.38100:Meters	31987922.58	32119907.52	32375964.79	32587862.91	32740595.32	32935986.81	33211580.96	33329046.3	33867904.82	35535328.27	35585776.35	35686646	36000036.07	36211210.29	36295805.34	510381943
050.009.38200:Meter Installations	55415934.57	55517696.44	55627657.75	55498530.75	55605954.32	55716673.78	55718431.54	55702699.69	55823888.05	55759271.12	55935908.03	56011245.5	5597927.76	56127367.33	55995170.03	836436359.8
050.009.38300:House Regulators	10901837.51	10911272.31	10931617.71	11151758.4	11162177.36	11199571.19	11245899.74	11264719.66	11288831.09	11406340.6	11421302.32	11433960.08	11676910.81	11686358.25	11727348.95	169409096
050.009.38400:House Regulator Insta	204149.07	206049.14	208595.02	210380.57	211071.01	212185.01	213022.64	213857.14	213888.49	215695.84	216334.1	218214.99	219785.04	220161.46	221957.45	3205346.97
050.009.38500:Industrial Measuring	5173510.65	5176425.85	5181186.85	5180597.46	5185754.35	5190414.76	5185882.29	5191756.62	5198267.78	5193633.04	5202028.62	5205999.49	5203207.28	5208775.86	5220845.73	77893286.63
050.009.38900:Land & Land Rights	1211697.3	1211697.3	1211697.3	1211697.3	1211697.3	1211697.3	1211697.3	1211697.3	1211697.3	1211697.3	1211697.3	1211697.3	1211697.3	1211697.3	1211697.3	18175459.5
050.009.39000:Structure & Improv	7209780.63	7209780.63	7209780.63	7209780.63	7209780.63	7224215.21	7280461.13	7280461.13	7280461.13	7927625.17	7927625.17	7927625.17	7927625.17	7927625.17	7927625.17	8028341.32
050.009.39002:Structure-Brick Grp	173114.85	173114.85	173114.85	173114.85	173114.85	173114.85	173114.85	173114.85	173114.85	173114.85	173114.85	173114.85	173114.85	173114.85	173114.85	2596722.75
050.009.39003:Improvements Grp	709199.18	709199.18	709199.18	709199.18	709199.18	709199.18	709199.18	709199.18	709199.18	709199.18	709199.18	709199.18	709199.18	709199.18	709199.18	10637987.7
050.009.39004:Air Condition Eq Grp	12954.74	12954.74	12954.74	12954.74	12954.74	12954.74	12954.74	12954.74	12954.74	12954.74	12954.74	12954.74	12954.74	12954.74	12954.74	194321.1
050.009.39009:Improvement-Leased Grp	1246194.18	1246194.18	1246194.18	1246194.18	1246194.18	1246194.18	1246194.18	1246194.18	1246194.18	1246194.18	1246194.18	1246194.18	1246194.18	1246194.18	1246194.18	18692912.7
050.009.39100:Office Furniture And	1749085.61	1749085.61	1749085.61	1749085.61	1749085.61	1749085.61	1770471.77	1770510.84	1770510.84	1738748.48	1738748.48	1738748.48	1738748.48	1738748.48	1738748.48	26228160.86
050.009.39200:Transp Equip-Group	220986.9	220986.9	220986.9	220986.9	220986.9	220986.9	220986.9	220986.9	220986.9	220986.9	220986.9	220986.9	220986.9	220986.9	220986.9	3314803.5
050.009.39202:Wkg Trailers - Group																43172.74
050.009.39400:Tools Shop And Garage	3257383.4	3289930.54	3297023.21	3313902.67	3405484.36	3407778.04	3407783.12	3407783.12	3416515.11	3612419.93	3632912.95	3691798.36	3708442.84	3924255.6	3921567.49	52694980.74
050.009.39603:Ditchers - Group	39610.08	39610.08	39610.08	39610.08	39610.08	39610.08	39610.08	39610.08	39610.08	39610.08	39610.08	39610.08	39610.08	44426.56	44426.56	603784.16
050.009.39604:Backhoes - Group	62747.29	62747.29	62747.29	62747.29	62747.29	62747.29	62747.29	62747.29	62747.29	62747.29	62747.29	62747.29	62747.29	62747.29	62747.29	604120.35
050.009.39605:Welders - Group	19427.23	19427.23	19427.23	19427.23	19427.23	19427.23	19427.23	19427.23	19427.23	19427.23	19427.23	19427.23	19427.23	19427.23	19427.23	291408.45
050.009.39700:Communication Equipme	524257.15	524257.15	524257.15	524257.15	524257.15	524257.15	524257.15	524257.15	524257.15	524257.15	524257.15	524257.15	524257.15	524257.15	524257.15	7863857.25
050.009.39800:Miscellaneous Equipme	3897263.52	3891771.09	3891771.09	3891771.09	3891771.09	3891771.09	3891771.09	3891771.09	3891771.09	3891771.09	3889659.04	3889659.04	3889659.04	3897206.64	3883639.13	58373026.22
050.009.39901:Servers Hardware	14389.76	14389.76	14389.76	14389.76	14389.76	14389.76	14389.76	14389.76	14389.76	14389.76	14389.76	14389.76	14389.76	14389.76	14389.76	21584.94
050.009.39903:Network Hardware	134598.86	134598.86	134598.86	134598.86	134598.86	134598.86	134598.86	134598.86	134598.86	134598.86	134598.86	134598.86	134598.86	134598.86	134598.86	2108982.9
050.009.39906:Pc Hardware	1068402.71	1068402.71	957182.62	957291.66	957291.66	957291.66	957291.66	957291.66	925377.22	983135.32	985224.5	985224.5	985121.66	1061565.59	1066979.56	14875774.69
050.009.39908:Application Software	123514.83	123514.83	123514.83	123514.83	123514.83	123514.83	123514.83	123514.83	123514.83	123514.83	123514.83	123514.83	123514.83	123514.83	123514.83	1852722.45
012 - Call Center Division	144291203.6	144350492.7	144392193.9	144388496	144388423.9	144410300.5	144534190.5	144543954	144570697.3	142217407.6	142257926.8	142257926.8	147823940.4	147832649.1	147868924.2	2170131457
010.012.38900:Land	2874239.86	2874239.86	2874239.86	2874239.86	2874239.86	2874239.86	2874239.86	2874239.86	2874239.86	2874239.86	2874239.86	2874239.86	2874239.86	2874239.86	2874239.86	4113597.9
010.012.38910:CKV Land&Land Rights	1886442.92	1886442.92	1886442.92	1886442.92	1886442.92	1886442.92	1886442.92	1886442.92	1886442.92	1886442.92	1886442.92	1886442.92	1886442.92	1886442.92	1886442.92	28296643.8
010.012.39000:Structure & Improv	12669002.61	12669002.61	12669002.61	12669002.61	12669002.61	12669002.61	12669002.61	12669002.61	12700448.79	12700448.79	12700448.79	12700448.79	12731367.16	12731367.16	12731367.16	190347917.5
010.012.39003:Improvements - Leased	2820613.55	2820613.55	2820613.55	2820613.55	2820613.55	2820613.55	2820613.55	2820613.55	2820613.55	2820613.55	2820613.55	2820613.55	2820613.55	2820613.55	2820613.55	42039023.25
010.012.39010:CKV-Struct & Improv	12305840	12305840	12305840	12305840	12305840	12305840	12305840	12305840	12305840	12404888.34	12505540.8	12505540.8	12505540.8	12505540.8	12505540.8	18754652.3
010.012.39100:Office Furniture And	2376524.13	2376524.13	2376524.13	2376524.13	2376524.13	2376524.13	2386773.39	2386773.39	2386773.39	2395182.57	2395182.57	2395182.57	2398884.62	2398884.62	2398884.62	35797964.47
010.012.39110:CKV-Office Furn & Eq	38781.68	389797.87	389797.87	389797.87	389797.87	389797.87	389797.87	389797.87	458152.14	467518.93	467518.93	467518.93	467518.93	467518.93	467518.93	6294911.43
010.012.39210:CKV-Transportation Eq	96290.22	96290.22	96290.22	96290.22	96290.22	96290.22	96290.22	96290.22	96290.22	96290.22	96290.22	96290.22	96290.22	96290.22	96290.22	1444353.3
010.012.39410:CKV-Tools Shop Garage	402176.59	402176.59	402176.59	402176.59	402176.59	413486.17	415897.04	415897.04	415897.04	463210.79						

Row Labels	Dec-17	Jan-18	Feb-18	Mar-18	Apr-18	May-18	Jun-18	Jul-18	Aug-18	Sep-18	Oct-18	Nov-18	Dec-18	Jan-19	Feb-19	Grand Total
050.091.39200:Transp Equip- Group	27284.69	27284.69	27284.69	27284.69	27284.69	27284.69	27284.69	27284.69	27284.69	27284.69	27284.69	27284.69	27284.69	27284.69	27284.69	409270.35
050.091.39400:Tools Shop And Garage	175867.44	175867.44	175867.44	175867.44	175867.44	175867.44	175867.44	175867.44	175867.44	175867.44	175867.44	175867.44	175867.44	175867.44	175867.44	2638011.6
050.091.39600:Power Op Equip-Group	20515.69	20515.69	20515.69	20515.69	20515.69	20515.69	20515.69	20515.69	20515.69	20515.69	20515.69	20515.69	20515.69	20515.69	20515.69	307735.35
050.091.39700:Communication Equipme	37541	37541	37541	37541	37541	37541	37541	37541	37541	37541	37541	37541	37541	37541	37541	563115
050.091.39800:Miscellaneous Equipme	814166.88	814166.88	814166.88	814166.88	814166.88	814166.88	814166.88	814166.88	814166.88	814166.88	814166.88	814166.88	814166.88	814166.88	814166.88	12212503.2
050.091.39906:Pc Hardware	70177.67	70177.67	70177.67	70177.67	70177.67	70177.67	70177.67	70177.67	70177.67	70177.67	70177.67	70177.67	70177.67	70177.67	70177.67	1052665.05
050.091.39907:Pc Software	35063.77	78099.24	78099.24	78273.29	78273.29	78585.11	78585.68	78585.68	78585.68	78585.68	78585.68	78585.68	78585.68	78585.68	78585.68	1133665.06
050.091.39908:Application Software	828509.36	828509.36	828509.36	828509.36	828509.36	828509.36	828509.36	828509.36	828509.36	828509.36	828509.36	828509.36	828509.36	828509.36	828509.36	12427640.4
Grand Total	933002019	939772755.1	941139519.1	943773621.5	948731140	951919979.2	957475895.5	957043491	978358510.3	961514318.2	969789073.4	972178151.7	982601028.2	989402329.6	992185859.3	14418887691

Company Id	Bus Segment Id	Depr Group Id	Gl Post Mo Yr	Begin Balance	Additons	Retirements	Transfers In	Transfers Out	Adjustment	End Balance
010 Atmos Regulated Shared Services	002 - Dallas Atmos Rate Division	010.002.89029:Improv-Leased AEAM	Jul-18	1,418.86	0.00	0.00	0.00	0.00	0.00	1,418.86
010 Atmos Regulated Shared Services	002 - Dallas Atmos Rate Division	010.002.89922:Servers-Software-AEAM	Jul-18	961,255.64	0.00	0.00	0.00	0.00	0.00	961,255.64
010 Atmos Regulated Shared Services	002 - Dallas Atmos Rate Division	010.002.89900:Communication Equipme	Jul-18	1,039,344.41	0.00	0.00	0.00	0.00	0.00	1,039,344.41
010 Atmos Regulated Shared Services	002 - Dallas Atmos Rate Division	010.002.89909:Mainframe Software	Jul-18	39,251.62	0.00	0.00	0.00	0.00	0.00	39,251.62
010 Atmos Regulated Shared Services	002 - Dallas Atmos Rate Division	010.002.89104:Office Furn. & Equip	Jul-18	71,036.47	0.00	0.00	0.00	0.00	0.00	71,036.47
010 Atmos Regulated Shared Services	002 - Dallas Atmos Rate Division	010.002.89931:ALGN-Servers-Hardware	Jul-18	297,266.61	0.00	0.00	0.00	0.00	0.00	297,266.61
010 Atmos Regulated Shared Services	002 - Dallas Atmos Rate Division	010.002.89921:Servers-Hardware-AEAM	Jul-18	1,628,899.91	0.00	0.00	0.00	0.00	0.00	1,628,899.91
010 Atmos Regulated Shared Services	002 - Dallas Atmos Rate Division	010.002.89906:Pc Hardware	Jul-18	2,472,240.74	0.00	0.00	0.00	0.00	0.00	2,472,240.74
010 Atmos Regulated Shared Services	002 - Dallas Atmos Rate Division	010.002.89200:Transportation Equipm	Jul-18	7,125.41	0.00	0.00	0.00	0.00	0.00	7,125.41
010 Atmos Regulated Shared Services	002 - Dallas Atmos Rate Division	010.002.89938:ALGN-Application SW	Jul-18	17,739,511.96	0.00	0.00	0.00	0.00	0.00	17,739,511.96
010 Atmos Regulated Shared Services	002 - Dallas Atmos Rate Division	010.002.89902:Servers-Software	Jul-18	19,595,152.72	1,466.38	0.00	0.00	0.00	0.00	19,596,619.10
010 Atmos Regulated Shared Services	002 - Dallas Atmos Rate Division	010.002.89907:Pc Software	Jul-18	1,489,667.96	0.00	0.00	0.00	0.00	0.00	1,489,667.96
010 Atmos Regulated Shared Services	002 - Dallas Atmos Rate Division	010.002.89000:Structure & Improv	Jul-18	1,442,836.11	0.00	0.00	0.00	0.00	0.00	1,442,836.11
010 Atmos Regulated Shared Services	002 - Dallas Atmos Rate Division	010.002.89005:Structure & Improv	Jul-18	9,187,141.97	0.00	0.00	0.00	0.00	0.00	9,187,141.97
010 Atmos Regulated Shared Services	002 - Dallas Atmos Rate Division	010.002.89903:Network Hardware	Jul-18	3,969,267.05	0.00	0.00	0.00	0.00	0.00	3,969,267.05
010 Atmos Regulated Shared Services	002 - Dallas Atmos Rate Division	010.002.89901:Network Hardware	Jul-18	37,503,150.75	15,547.54	0.00	0.00	0.00	0.00	37,518,698.29
010 Atmos Regulated Shared Services	002 - Dallas Atmos Rate Division	010.002.89923:Server Hardware-AEAM	Jul-18	60,170.36	0.00	0.00	0.00	0.00	0.00	60,170.36
010 Atmos Regulated Shared Services	002 - Dallas Atmos Rate Division	010.002.89926:Pc Hardware-AEAM	Jul-18	314,379.42	0.00	0.00	0.00	0.00	0.00	314,379.42
010 Atmos Regulated Shared Services	002 - Dallas Atmos Rate Division	010.002.89928:Application SW-AEAM	Jul-18	20,683,257.84	0.00	0.00	0.00	0.00	0.00	20,683,257.84
010 Atmos Regulated Shared Services	002 - Dallas Atmos Rate Division	010.002.89900:Other Tangible Equipm	Jul-18	162,267.97	0.00	0.00	0.00	0.00	0.00	162,267.97
010 Atmos Regulated Shared Services	002 - Dallas Atmos Rate Division	010.002.89932:ALGN-Servers-Software	Jul-18	345,729.64	0.00	0.00	0.00	0.00	0.00	345,729.64
010 Atmos Regulated Shared Services	002 - Dallas Atmos Rate Division	010.002.89170:Commun Equip AEAM	Jul-18	8,824.34	0.00	0.00	0.00	0.00	0.00	8,824.34
010 Atmos Regulated Shared Services	002 - Dallas Atmos Rate Division	010.002.89908:Application Software	Jul-18	67,874,589.04	1,019,651.82	0.00	0.00	0.00	0.00	68,894,240.86
010 Atmos Regulated Shared Services	002 - Dallas Atmos Rate Division	010.002.89800:Miscellaneous Equipme	Jul-18	136,509.52	0.00	0.00	0.00	0.00	0.00	136,509.52
010 Atmos Regulated Shared Services	002 - Dallas Atmos Rate Division	010.002.89400:Tools Shop And Garage	Jul-18	76,071.34	0.00	0.00	0.00	0.00	0.00	76,071.34
010 Atmos Regulated Shared Services	002 - Dallas Atmos Rate Division	010.002.89100:Office Furniture And	Jul-18	5,123,447.60	0.00	0.00	0.00	0.00	0.00	5,123,447.60
010 Atmos Regulated Shared Services	002 - Dallas Atmos Rate Division	010.002.89120:Off Furn & Equip-AEAM	Jul-18	263,337.89	0.00	0.00	0.00	0.00	0.00	263,337.89
010 Atmos Regulated Shared Services	002 - Dallas Atmos Rate Division	010.002.89820:Misc Equip - AEAM	Jul-18	7,388.39	0.00	0.00	0.00	0.00	0.00	7,388.39
010 Atmos Regulated Shared Services	002 - Dallas Atmos Rate Division	010.002.89009:Improvements - Leased	Jul-18	9,316,001.18	0.00	0.00	0.00	0.00	0.00	9,316,001.18
010 Atmos Regulated Shared Services	012 - Call Center Division	010.012.89100:Communication Equipme	Jul-18	1,913,117.11	0.00	0.00	0.00	0.00	0.00	1,913,117.11
010 Atmos Regulated Shared Services	012 - Call Center Division	010.012.89902:Servers-Software	Jul-18	2,023,936.45	0.00	0.00	0.00	0.00	0.00	2,023,936.45
010 Atmos Regulated Shared Services	012 - Call Center Division	010.012.89903:Network Hardware	Jul-18	629,225.62	0.00	0.00	0.00	0.00	0.00	629,225.62
010 Atmos Regulated Shared Services	012 - Call Center Division	010.012.89900:Land	Jul-18	2,874,239.86	0.00	0.00	0.00	0.00	0.00	2,874,239.86
010 Atmos Regulated Shared Services	012 - Call Center Division	010.012.89110:CKV-Office Furn & Eq	Jul-18	389,797.87	0.00	0.00	0.00	0.00	0.00	389,797.87
010 Atmos Regulated Shared Services	012 - Call Center Division	010.012.89900:Other Tangible Equipm	Jul-18	629,166.46	0.00	0.00	0.00	0.00	0.00	629,166.46
010 Atmos Regulated Shared Services	012 - Call Center Division	010.012.89810:CKV-Misc Equipment	Jul-18	509,282.85	0.00	0.00	0.00	0.00	0.00	509,282.85
010 Atmos Regulated Shared Services	012 - Call Center Division	010.012.89100:CKV-Furniture And	Jul-18	2,386,773.39	0.00	0.00	0.00	0.00	0.00	2,386,773.39
010 Atmos Regulated Shared Services	012 - Call Center Division	010.012.89901:Servers-Hardware	Jul-18	10,343,248.64	0.00	0.00	0.00	0.00	0.00	10,343,248.64
010 Atmos Regulated Shared Services	012 - Call Center Division	010.012.89910:CKV Land&Land Rights	Jul-18	1,886,442.92	0.00	0.00	0.00	0.00	0.00	1,886,442.92
010 Atmos Regulated Shared Services	012 - Call Center Division	010.012.89910:CKV-Other Tang Equip	Jul-18	339,657.73	0.00	0.00	0.00	0.00	0.00	339,657.73
010 Atmos Regulated Shared Services	012 - Call Center Division	010.012.89210:CKV-Transportation Eq	Jul-18	96,290.22	0.00	0.00	0.00	0.00	0.00	96,290.22
010 Atmos Regulated Shared Services	012 - Call Center Division	010.012.89800:Miscellaneous Equipme	Jul-18	70,015.66	0.00	0.00	0.00	0.00	0.00	70,015.66
010 Atmos Regulated Shared Services	012 - Call Center Division	010.012.89906:Pc Hardware	Jul-18	1,002,957.30	0.00	0.00	0.00	0.00	0.00	1,002,957.30
010 Atmos Regulated Shared Services	012 - Call Center Division	010.012.89907:Pc Software	Jul-18	190,246.97	0.00	0.00	0.00	0.00	0.00	190,246.97
010 Atmos Regulated Shared Services	012 - Call Center Division	010.012.89908:Application Software	Jul-18	90,328,740.74	9,763.45	0.00	0.00	0.00	0.00	90,338,504.19
010 Atmos Regulated Shared Services	012 - Call Center Division	010.012.89917:CKV-Pc Software	Jul-18	103,891.78	0.00	0.00	0.00	0.00	0.00	103,891.78
010 Atmos Regulated Shared Services	012 - Call Center Division	010.012.89110:CKV-Commun Equip	Jul-18	291,500.62	0.00	0.00	0.00	0.00	0.00	291,500.62
010 Atmos Regulated Shared Services	012 - Call Center Division	010.012.89910:CKV-Laboratory Equip	Jul-18	23,632.07	0.00	0.00	0.00	0.00	0.00	23,632.07
010 Atmos Regulated Shared Services	012 - Call Center Division	010.012.89009:Improvements - Leased	Jul-18	2,820,613.55	0.00	0.00	0.00	0.00	0.00	2,820,613.55
010 Atmos Regulated Shared Services	012 - Call Center Division	010.012.89010:CKV-Struct & Improv	Jul-18	12,305,840.00	0.00	0.00	0.00	0.00	0.00	12,305,840.00
010 Atmos Regulated Shared Services	012 - Call Center Division	010.012.89916:CKV-Pc Hardware	Jul-18	270,112.91	0.00	0.00	0.00	0.00	0.00	270,112.91
010 Atmos Regulated Shared Services	012 - Call Center Division	010.012.89410:CKV-Tools Shop Garage	Jul-18	415,897.04	0.00	0.00	0.00	0.00	0.00	415,897.04
010 Atmos Regulated Shared Services	012 - Call Center Division	010.012.89000:Structure & Improv	Jul-18	12,669,002.61	0.00	0.00	0.00	0.00	0.00	12,669,002.61
010 Atmos Regulated Shared Services	012 - Call Center Division	010.012.89918:CKV-Oth Tang Prop-App	Jul-18	20,560.16	0.00	0.00	0.00	0.00	0.00	20,560.16
050 Mid-States Division	009 - WKG Division	050.009.39400:Tools Shop And Garage	Jul-18	3,407,783.12	0.00	0.00	0.00	0.00	0.00	3,407,783.12
050 Mid-States Division	009 - WKG Division	050.009.80100:Organization Grp	Jul-18	6,329.72	0.00	0.00	0.00	0.00	0.00	6,329.72
050 Mid-States Division	009 - WKG Division	050.009.36903:Measuring And Reg. St.	Jul-18	2,269,555.91	0.00	0.00	0.00	0.00	0.00	2,269,555.91
050 Mid-States Division	009 - WKG Division	050.009.37501:Struct. & Improv. - T	Jul-18	98,818.13	0.00	0.00	0.00	0.00	0.00	98,818.13
050 Mid-States Division	009 - WKG Division	050.009.89002:Structure-Brick Grp	Jul-18	173,114.85	0.00	0.00	0.00	0.00	0.00	173,114.85
050 Mid-States Division	009 - WKG Division	050.009.89100:Office Furniture And	Jul-18	1,770,510.84	0.00	0.00	0.00	0.00	0.00	1,770,510.84
050 Mid-States Division	009 - WKG Division	050.009.38200:Trnsp Equip-Group	Jul-18	220,986.90	0.00	0.00	0.00	0.00	0.00	220,986.90
050 Mid-States Division	009 - WKG Division	050.009.89200:Rights-Of-Way	Jul-18	4,681.58	0.00	0.00	0.00	0.00	0.00	4,681.58
050 Mid-States Division	009 - WKG Division	050.009.35100:Structures And Improv	Jul-18	17,916.19	0.00	0.00	0.00	0.00	0.00	17,916.19
050 Mid-States Division	009 - WKG Division	050.009.85200:Well Equipment	Jul-18	449,309.06	0.00	0.00	0.00	0.00	0.00	449,309.06
050 Mid-States Division	009 - WKG Division	050.009.86510:Land & Land Rights	Jul-18	26,970.37	0.00	0.00	0.00	0.00	0.00	26,970.37
050 Mid-States Division	009 - WKG Division	050.009.36602:Meas. & Reg. Sta. Str	Jul-18	49,001.72	0.00	0.00	0.00	0.00	0.00	49,001.72
050 Mid-States Division	009 - WKG Division	050.009.37400:Land & Land Right Grp	Jul-18	531,166.79	0.00	0.00	0.00	0.00	0.00	531,166.79
050 Mid-States Division	009 - WKG Division	050.009.88500:Industrial Measuring	Jul-18	5,185,862.29	5,874.83	0.00	0.00	0.00	0.00	5,191,737.12
050 Mid-States Division	009 - WKG Division	050.009.35102:Compressor Station Eq	Jul-18	153,261.30	0.00	0.00	0.00	0.00	0.00	153,261.30
050 Mid-States Division	009 - WKG Division	050.009.85203:Cushion Gas Grp	Jul-18	1,694,832.96	0.00	0.00	0.00	0.00	0.00	1,694,832.96
050 Mid-States Division	009 - WKG Division	050.009.35400:Compressor Station Eq	Jul-18	923,446.05	0.00	0.00	0.00	0.00	0.00	923,446.05
050 Mid-States Division	009 - WKG Division	050.009.37502:Land & Rights	Jul-18	46,264.19	0.00	0.00	0.00	0.00	0.00	46,264.19
050 Mid-States Division	009 - WKG Division	050.009.89900:Land & Land Rights	Jul-18	1,211,697.30	0.00	0.00	0.00	0.00	0.00	1,211,697.30
050 Mid-States Division	009 - WKG Division	050.009.89903:Ditchers - Group	Jul-18	39,610.08	0.00	0.00	0.00	0.00	0.00	39,610.08
050 Mid-States Division	009 - WKG Division	050.009.89908:Application Software	Jul-18	128,514.83	0.00	0.00	0.00	0.00	0.00	128,514.83
050 Mid-States Division	009 - WKG Division	050.009.36603:Other Structures	Jul-18	60,826.29	0.00	0.00	0.00	0.00	0.00	60,826.29
050 Mid-States Division	009 - WKG Division	050.009.86700:Mains - Cathodic Prot	Jul-18	139,637.68	0.00	0.00	0.00	0.00	0.00	139,637.68
050 Mid-States Division	009 - WKG Division	050.009.37503:Improvements	Jul-18	4,005.08	0.00	0.00	0.00	0.00	0.00	4,005.08
050 Mid-States Division	009 - WKG Division	050.009.37601:Mains - Steel	Jul-18	151,345,568.31	69,658.81	(22,247.59)	0.00	0.00	0.00	151,392,979.53
050 Mid-States Division	009 - WKG Division	050.009.39000:Services	Jul-18	125,818,439.00	1,194,489.42	(128,128.6				

Company Id	Bus Segment Id	Depr Group Id	Gl Post Mo Yr	Begin Balance	Additions	Retirements	Transfers In	Transfers Out	Adjustment	End Balance
050 Mid-States Division	009 - WKG Division	050.009.37402:Land Rights	Jul-18	2,861,967.35	204.38	0.00	0.00	0.00	0.00	2,862,171.73
050 Mid-States Division	009 - WKG Division	050.009.37403:Land Other	Jul-18	2,783.89	0.00	0.00	0.00	0.00	0.00	2,783.89
050 Mid-States Division	009 - WKG Division	050.009.37800:Meas. And Reg. Sta. E	Jul-18	15,608,977.87	11.28	(944.33)	0.00	0.00	0.00	15,608,044.77
050 Mid-States Division	009 - WKG Division	050.009.37900:Meas & Reg Station Eq	Jul-18	4,158,214.74	(0.03)	0.00	0.00	0.00	0.00	4,158,214.74
050 Mid-States Division	009 - WKG Division	050.091.39000:Transp Equip- Group	Jul-18	27,284.69	0.00	0.00	0.00	0.00	0.00	27,284.69
050 Mid-States Division	009 - WKG Division	050.091.39600:Power Op Equip-Group	Jul-18	20,515.69	0.00	0.00	0.00	0.00	0.00	20,515.69
050 Mid-States Division	009 - WKG Division	050.091.30100:Organization Grp	Jul-18	185,309.27	0.00	0.00	0.00	0.00	0.00	185,309.27
050 Mid-States Division	009 - WKG Division	050.091.39004:Air Condit Equip Grp	Jul-18	15,983.91	0.00	0.00	0.00	0.00	0.00	15,983.91
050 Mid-States Division	009 - WKG Division	050.091.30300:Intangibles Grp	Jul-18	1,109,551.68	0.00	0.00	0.00	0.00	0.00	1,109,551.68
050 Mid-States Division	009 - WKG Division	050.091.39001:Struc - Frame Grp	Jul-18	179,838.52	0.00	0.00	0.00	0.00	0.00	179,838.52
050 Mid-States Division	009 - WKG Division	050.091.39906:Pc Hardware	Jul-18	70,177.67	0.00	0.00	0.00	0.00	0.00	70,177.67
050 Mid-States Division	009 - WKG Division	050.091.39700:Communication Equipme	Jul-18	87,541.00	0.00	0.00	0.00	0.00	0.00	87,541.00
050 Mid-States Division	009 - WKG Division	050.091.39800:Miscellaneous Equipme	Jul-18	814,166.88	0.00	0.00	0.00	0.00	0.00	814,166.88
050 Mid-States Division	009 - WKG Division	050.091.39908:Application Software	Jul-18	828,509.36	0.00	0.00	0.00	0.00	0.00	828,509.36
050 Mid-States Division	009 - WKG Division	050.091.39009:Improv - Leased Grp	Jul-18	38,834.00	0.00	0.00	0.00	0.00	0.00	38,834.00
050 Mid-States Division	009 - WKG Division	050.091.39400:Tools Shop And Garage	Jul-18	175,867.44	0.00	0.00	0.00	0.00	0.00	175,867.44
050 Mid-States Division	009 - WKG Division	050.091.39100:Office Furniture And	Jul-18	38,609.33	15,143.80	0.00	0.00	0.00	0.00	53,753.13
050 Mid-States Division	009 - WKG Division	050.091.39907:Pc Software	Jul-18	78,585.68	0.00	0.00	0.00	0.00	0.00	78,585.68
010 Atmos Regulated Shared Services	002 - Dallas Atmos Rate Division	010.002.39820:Misc Equip - AEAM	Aug-18	7,388.39	0.00	0.00	0.00	0.00	0.00	7,388.39
010 Atmos Regulated Shared Services	002 - Dallas Atmos Rate Division	010.002.39902:Servers-Software	Aug-18	19,956,619.10	36.88	0.00	0.00	(575,106.16)	0.00	19,021,549.82
010 Atmos Regulated Shared Services	002 - Dallas Atmos Rate Division	010.002.89120:Off Furn & Equip-AEAM	Aug-18	263,337.89	0.00	0.00	0.00	0.00	0.00	263,337.89
010 Atmos Regulated Shared Services	002 - Dallas Atmos Rate Division	010.002.39029:Improv-Leased AEAM	Aug-18	1,418.86	0.00	0.00	0.00	0.00	0.00	1,418.86
010 Atmos Regulated Shared Services	002 - Dallas Atmos Rate Division	010.002.39906:Pc Hardware	Aug-18	2,472,240.74	0.00	0.00	0.00	0.00	0.00	2,472,240.74
010 Atmos Regulated Shared Services	002 - Dallas Atmos Rate Division	010.002.39928:Application SW-AEAM	Aug-18	20,883,257.84	0.00	0.00	1,554,697.86	0.00	0.00	22,237,955.70
010 Atmos Regulated Shared Services	002 - Dallas Atmos Rate Division	010.002.39903:Network Hardware	Aug-18	3,969,267.05	0.00	0.00	0.00	0.00	0.00	3,969,267.05
010 Atmos Regulated Shared Services	002 - Dallas Atmos Rate Division	010.002.39720:Commun Equip AEAM	Aug-18	8,824.34	0.00	0.00	0.00	0.00	0.00	8,824.34
010 Atmos Regulated Shared Services	002 - Dallas Atmos Rate Division	010.002.39800:Miscellaneous Equipme	Aug-18	136,509.52	0.00	0.00	0.00	0.00	0.00	136,509.52
010 Atmos Regulated Shared Services	002 - Dallas Atmos Rate Division	010.002.39901:Servers-Hardware	Aug-18	37,518,698.29	1,897.96	0.00	0.00	(267,814.84)	0.00	37,257,781.41
010 Atmos Regulated Shared Services	002 - Dallas Atmos Rate Division	010.002.39200:Transportation Equipm	Aug-18	7,125.41	0.00	0.00	0.00	0.00	0.00	7,125.41
010 Atmos Regulated Shared Services	002 - Dallas Atmos Rate Division	010.002.39926:Pc Hardware-AEAM	Aug-18	314,379.42	0.00	0.00	0.00	0.00	0.00	314,379.42
010 Atmos Regulated Shared Services	002 - Dallas Atmos Rate Division	010.002.39931:ALGN-Servers-Hardware	Aug-18	297,266.61	0.00	0.00	0.00	0.00	0.00	297,266.61
010 Atmos Regulated Shared Services	002 - Dallas Atmos Rate Division	010.002.39932:ALGN-Servers-Software	Aug-18	345,729.64	0.00	0.00	0.00	0.00	0.00	345,729.64
010 Atmos Regulated Shared Services	002 - Dallas Atmos Rate Division	010.002.39700:Communication Equipme	Aug-18	1,039,344.41	0.00	0.00	0.00	0.00	0.00	1,039,344.41
010 Atmos Regulated Shared Services	002 - Dallas Atmos Rate Division	010.002.39909:Mainframe Software	Aug-18	39,251.62	0.00	0.00	0.00	0.00	0.00	39,251.62
010 Atmos Regulated Shared Services	002 - Dallas Atmos Rate Division	010.002.39938:ALGN-Application SW	Aug-18	17,739,511.96	0.00	0.00	0.00	0.00	0.00	17,739,511.96
010 Atmos Regulated Shared Services	002 - Dallas Atmos Rate Division	010.002.39921:Servers-Hardware-AEAM	Aug-18	1,628,899.91	0.00	0.00	262,804.84	0.00	0.00	1,891,704.75
010 Atmos Regulated Shared Services	002 - Dallas Atmos Rate Division	010.002.39908:Application Software	Aug-18	68,894,240.88	28,649.87	0.00	0.00	(1,554,697.86)	0.00	67,368,192.87
010 Atmos Regulated Shared Services	002 - Dallas Atmos Rate Division	010.002.39400:Tools Shop And Garage	Aug-18	76,071.34	0.00	0.00	0.00	0.00	0.00	76,071.34
010 Atmos Regulated Shared Services	002 - Dallas Atmos Rate Division	010.002.39907:Pc Software	Aug-18	1,489,667.96	0.00	0.00	0.00	0.00	0.00	1,489,667.96
010 Atmos Regulated Shared Services	002 - Dallas Atmos Rate Division	010.002.39909:Improvements - Leased	Aug-18	9,316,001.18	0.00	0.00	0.00	0.00	0.00	9,316,001.18
010 Atmos Regulated Shared Services	002 - Dallas Atmos Rate Division	010.002.39000:Structure & Improv	Aug-18	1,442,836.11	0.00	0.00	0.00	(31,446.18)	0.00	1,411,389.93
010 Atmos Regulated Shared Services	002 - Dallas Atmos Rate Division	010.002.39104:Office Furn. & Equip	Aug-18	71,036.47	0.00	0.00	0.00	0.00	0.00	71,036.47
010 Atmos Regulated Shared Services	002 - Dallas Atmos Rate Division	010.002.39922:Servers-Software-AEAM	Aug-18	961,255.64	0.00	0.00	575,106.16	0.00	0.00	1,536,361.80
010 Atmos Regulated Shared Services	002 - Dallas Atmos Rate Division	010.002.39900:Other Tangible Equipm	Aug-18	162,267.97	0.00	0.00	0.00	0.00	0.00	162,267.97
010 Atmos Regulated Shared Services	002 - Dallas Atmos Rate Division	010.002.39005:Structure & Improv	Aug-18	9,187,141.97	0.00	0.00	0.00	0.00	0.00	9,187,141.97
010 Atmos Regulated Shared Services	002 - Dallas Atmos Rate Division	010.002.39928:Network Hardware-AEAM	Aug-18	60,170.36	0.00	0.00	0.00	0.00	0.00	60,170.36
010 Atmos Regulated Shared Services	002 - Dallas Atmos Rate Division	010.002.39100:Office Furniture And	Aug-18	5,123,447.60	50,267.90	0.00	0.00	0.00	0.00	5,173,715.50
010 Atmos Regulated Shared Services	012 - Call Center Division	010.012.39903:Network Hardware	Aug-18	629,225.62	0.00	0.00	0.00	0.00	0.00	629,225.62
010 Atmos Regulated Shared Services	012 - Call Center Division	010.012.38900:Land	Aug-18	2,874,239.86	0.00	0.00	0.00	0.00	0.00	2,874,239.86
010 Atmos Regulated Shared Services	012 - Call Center Division	010.012.39710:CKV-Commun Equip	Aug-18	291,500.62	0.00	0.00	0.00	0.00	0.00	291,500.62
010 Atmos Regulated Shared Services	012 - Call Center Division	010.012.39917:CKV-Pc Software	Aug-18	103,891.78	0.00	0.00	0.00	0.00	0.00	103,891.78
010 Atmos Regulated Shared Services	012 - Call Center Division	010.012.39907:Pc Software	Aug-18	190,246.97	0.00	0.00	0.00	0.00	0.00	190,246.97
010 Atmos Regulated Shared Services	012 - Call Center Division	010.012.39910:CKV-Other Tang Equip	Aug-18	399,657.73	0.00	0.00	0.00	0.00	0.00	399,657.73
010 Atmos Regulated Shared Services	012 - Call Center Division	010.012.39901:Servers-Hardware	Aug-18	10,343,248.64	0.00	0.00	0.00	0.00	0.00	10,343,248.64
010 Atmos Regulated Shared Services	012 - Call Center Division	010.012.39910:CKV-Struct & Improv	Aug-18	12,305,840.00	0.00	0.00	0.00	0.00	0.00	12,305,840.00
010 Atmos Regulated Shared Services	012 - Call Center Division	010.012.39916:CKV-Pc Hardware	Aug-18	270,112.91	0.00	0.00	0.00	0.00	0.00	270,112.91
010 Atmos Regulated Shared Services	012 - Call Center Division	010.012.39000:Structure & Improv	Aug-18	12,669,002.61	0.00	0.00	31,446.18	0.00	0.00	12,700,448.79
010 Atmos Regulated Shared Services	012 - Call Center Division	010.012.39110:CKV-Office Furn & Eq	Aug-18	389,797.87	0.00	0.00	0.00	0.00	0.00	389,797.87
010 Atmos Regulated Shared Services	012 - Call Center Division	010.012.39918:CKV-Oth Tang Prop-App	Aug-18	20,560.16	0.00	0.00	0.00	0.00	0.00	20,560.16
010 Atmos Regulated Shared Services	012 - Call Center Division	010.012.39210:CKV-Transportation Eq	Aug-18	96,290.22	0.00	0.00	0.00	0.00	0.00	96,290.22
010 Atmos Regulated Shared Services	012 - Call Center Division	010.012.39410:CKV-Tools Shop Garage	Aug-18	415,897.04	0.00	0.00	0.00	0.00	0.00	415,897.04
010 Atmos Regulated Shared Services	012 - Call Center Division	010.012.39810:CKV-Misc Equipment	Aug-18	509,282.85	0.00	0.00	0.00	0.00	0.00	509,282.85
010 Atmos Regulated Shared Services	012 - Call Center Division	010.012.39009:Improvements - Leased	Aug-18	2,820,613.55	0.00	0.00	0.00	0.00	0.00	2,820,613.55
010 Atmos Regulated Shared Services	012 - Call Center Division	010.012.39700:Communication Equipme	Aug-18	1,913,117.11	0.00	0.00	0.00	0.00	0.00	1,913,117.11
010 Atmos Regulated Shared Services	012 - Call Center Division	010.012.39906:Pc Hardware	Aug-18	1,002,957.30	0.00	0.00	0.00	0.00	0.00	1,002,957.30
010 Atmos Regulated Shared Services	012 - Call Center Division	010.012.39908:Application Software	Aug-18	90,338,504.19	(4,702.83)	0.00	0.00	0.00	0.00	90,333,801.31
010 Atmos Regulated Shared Services	012 - Call Center Division	010.012.39910:CKV Land&Land Rights	Aug-18	1,886,442.92	0.00	0.00	0.00	0.00	0.00	1,886,442.92
010 Atmos Regulated Shared Services	012 - Call Center Division	010.012.39900:Other Tangible Equipm	Aug-18	629,166.46	0.00	0.00	0.00	0.00	0.00	629,166.46
010 Atmos Regulated Shared Services	012 - Call Center Division	010.012.39902:Servers-Software	Aug-18	2,023,936.45	0.00	0.00	0.00	0.00	0.00	2,023,936.45
010 Atmos Regulated Shared Services	012 - Call Center Division	010.012.39100:Office Furniture And	Aug-18	2,386,773.39	0.00	0.00	0.00	0.00	0.00	2,386,773.39
010 Atmos Regulated Shared Services	012 - Call Center Division	010.012.39800:Miscellaneous Equipme	Aug-18	70,015.66	0.00	0.00	0.00	0.00	0.00	70,015.66
010 Atmos Regulated Shared Services	012 - Call Center Division	010.012.39610:CKV-Laboratory Equip	Aug-18	23,632.07	0.00	0.00	0.00	0.00	0.00	23,632.07
050 Mid-States Division	009 - WKG Division	050.009.39200:Transp Equip-Group	Aug-18	220,986.90	0.00	0.00	0.00	0.00	0.00	220,986.90
050 Mid-States Division	009 - WKG Division	050.009.39800:Miscellaneous Equipme	Aug-18	3,891,771.09	0.00	0.00	0.00	0.00	0.00	3,891,771.09
050 Mid-States Division	009 - WKG Division	050.009.39908:Application Software	Aug-18	123,514.83	0.00	0.00	0.00	0.00	0.00	123,514.83
050 Mid-States Division	009 - WKG Division	050.009.35400:Compressor Station Eq	Aug-18	923,446.05	0.00	0.00	0.00	0.00	0.00	923,446.05
050 Mid-States Division	009 - WKG Division	050.009.36602:Meas. & Reg. Sta. Str	Aug-18	49,001.72	0.00	0.00	0.00	0.00	0.00	49,001.72
050 Mid-States Division	009 - WKG Division	050.009.37401:Land	Aug-18	37,326.42	0.00	0.00	0.00	0.00	0.00	37,326.42
050 Mid-States Division	009 - WKG Division	050.009.37501:Struc. & Improv. - T	Aug-18	99,818.13	0.00	0.00	0.00	0.00	0.00	99,818.13
050 Mid-States Division	009 - WKG Division	050.009.39400:Tools Shop And Garage	Aug-18	3,407,783.12						

Company Id	Bus Segment Id	Depr Group Id	GI Post Mo Yr	Begin Balance	Additions	Retirements	Transfers In	Transfers Out	Adjustment	End Balance
050 Mid-States Division	009 - WKG Division	050.009.39603:Ditchers - Group	Aug-18	39,610.08	0.00	0.00	0.00	0.00	0.00	39,610.08
050 Mid-States Division	009 - WKG Division	050.009.39903:Network Hardware	Aug-18	134,598.85	0.00	0.00	0.00	0.00	0.00	134,598.85
050 Mid-States Division	009 - WKG Division	050.009.35201:Well Construction	Aug-18	1,699,938.54	0.00	0.00	0.00	0.00	0.00	1,699,938.54
050 Mid-States Division	009 - WKG Division	050.009.35203:Cushion Gas Grp	Aug-18	1,694,832.96	0.00	0.00	0.00	0.00	0.00	1,694,832.96
050 Mid-States Division	009 - WKG Division	050.009.36700:Mains - Cathodic Prot	Aug-18	139,637.68	0.00	0.00	0.00	0.00	0.00	139,637.68
050 Mid-States Division	009 - WKG Division	050.009.37502:Land Rights	Aug-18	46,264.13	0.00	0.00	0.00	0.00	0.00	46,264.13
050 Mid-States Division	009 - WKG Division	050.009.37503:Improvements	Aug-18	4,005.08	0.00	0.00	0.00	0.00	0.00	4,005.08
050 Mid-States Division	009 - WKG Division	050.009.38500:Industrial Measuring	Aug-18	5,191,756.62	6,511.16	0.00	0.00	0.00	0.00	5,198,267.78
050 Mid-States Division	009 - WKG Division	050.009.35100:Structures And Improv	Aug-18	17,916.19	0.00	0.00	0.00	0.00	0.00	17,916.19
050 Mid-States Division	009 - WKG Division	050.009.35302:Storage Tributary Lin	Aug-18	209,318.90	0.00	0.00	0.00	0.00	0.00	209,318.90
050 Mid-States Division	009 - WKG Division	050.009.37400:Land & Land Right Grp	Aug-18	531,166.79	0.00	0.00	0.00	0.00	0.00	531,166.79
050 Mid-States Division	009 - WKG Division	050.009.37403:Land Other	Aug-18	2,783.89	0.00	0.00	0.00	0.00	0.00	2,783.89
050 Mid-States Division	009 - WKG Division	050.009.39604:Backhoes - Group	Aug-18	62,747.29	0.00	0.00	0.00	0.00	0.00	62,747.29
050 Mid-States Division	009 - WKG Division	050.009.35500:Measuring and Regulat	Aug-18	273,084.38	0.00	0.00	0.00	0.00	0.00	273,084.38
050 Mid-States Division	009 - WKG Division	050.009.30100:Organization Grp	Aug-18	8,929.72	0.00	0.00	0.00	0.00	0.00	8,929.72
050 Mid-States Division	009 - WKG Division	050.009.35010:Land	Aug-18	261,126.69	0.00	0.00	0.00	0.00	0.00	261,126.69
050 Mid-States Division	009 - WKG Division	050.009.35102:Compressor Station Eq	Aug-18	153,261.30	0.00	0.00	0.00	0.00	0.00	153,261.30
050 Mid-States Division	009 - WKG Division	050.009.35303:Storage Field Lines	Aug-18	175,950.37	0.00	0.00	0.00	0.00	0.00	175,950.37
050 Mid-States Division	009 - WKG Division	050.009.37402:Land Rights	Aug-18	2,862,171.73	24,214.92	0.00	0.00	0.00	0.00	2,886,386.65
050 Mid-States Division	009 - WKG Division	050.009.37600:Mains - Cathodic Prot	Aug-18	17,789,634.48	33,504.57	(2,641.18)	0.00	0.00	0.00	17,820,498.27
050 Mid-States Division	009 - WKG Division	050.009.37603:Mains - Steel	Aug-18	151,392,979.53	133,972.03	(205,669.34)	0.00	0.00	0.00	151,321,282.22
050 Mid-States Division	009 - WKG Division	050.009.38100:Meters	Aug-18	33,329,046.30	574,628.31	(35,769.73)	0.00	0.00	0.00	33,867,904.82
050 Mid-States Division	091 - Brentwood Division	050.091.39908:Application Software	Aug-18	823,509.36	0.00	0.00	0.00	0.00	0.00	823,509.36
050 Mid-States Division	091 - Brentwood Division	050.091.39906:Pc Hardware	Aug-18	70,177.67	0.00	0.00	0.00	0.00	0.00	70,177.67
050 Mid-States Division	091 - Brentwood Division	050.091.39907:Pc Software	Aug-18	78,585.68	0.00	0.00	0.00	0.00	0.00	78,585.68
050 Mid-States Division	091 - Brentwood Division	050.091.39904:Air Condit Equip Grp	Aug-18	15,383.91	0.00	0.00	0.00	0.00	0.00	15,383.91
050 Mid-States Division	091 - Brentwood Division	050.091.39900:Power Op Equip-Group	Aug-18	20,515.69	0.00	0.00	0.00	0.00	0.00	20,515.69
050 Mid-States Division	091 - Brentwood Division	050.091.30100:Organization Grp	Aug-18	185,909.27	0.00	0.00	0.00	0.00	0.00	185,909.27
050 Mid-States Division	091 - Brentwood Division	050.091.39003:Struc - Frame Grp	Aug-18	179,338.52	0.00	0.00	0.00	0.00	0.00	179,338.52
050 Mid-States Division	091 - Brentwood Division	050.091.39009:Improve - Leased Grp	Aug-18	88,884.00	0.00	0.00	0.00	0.00	0.00	88,884.00
050 Mid-States Division	091 - Brentwood Division	050.091.39100:Office Furniture And	Aug-18	53,753.13	0.00	0.00	0.00	0.00	0.00	53,753.13
050 Mid-States Division	091 - Brentwood Division	050.091.39700:Communication Equipme	Aug-18	37,341.00	0.00	0.00	0.00	0.00	0.00	37,341.00
050 Mid-States Division	091 - Brentwood Division	050.091.30800:In tangibles Grp	Aug-18	1,109,551.68	0.00	0.00	0.00	0.00	0.00	1,109,551.68
050 Mid-States Division	091 - Brentwood Division	050.091.39200:Transp Equip - Group	Aug-18	27,284.69	0.00	0.00	0.00	0.00	0.00	27,284.69
050 Mid-States Division	091 - Brentwood Division	050.091.39400:Tools Shop And Garage	Aug-18	175,867.44	0.00	0.00	0.00	0.00	0.00	175,867.44
050 Mid-States Division	091 - Brentwood Division	050.091.39800:Miscellaneous Equipme	Aug-18	814,166.88	0.00	0.00	0.00	0.00	0.00	814,166.88
010 Atmos Regulated Shared Services	002 - Dallas Atmos Rate Division	010.002.39008:Structure & Improv	Sep-18	9,187,141.97	0.00	0.00	0.00	0.00	0.00	9,187,141.97
010 Atmos Regulated Shared Services	002 - Dallas Atmos Rate Division	010.002.39923:Network Hardware-AEAM	Sep-18	60,170.36	0.00	0.00	0.00	0.00	0.00	60,170.36
010 Atmos Regulated Shared Services	002 - Dallas Atmos Rate Division	010.002.39907:Pc Software	Sep-18	1,489,667.96	0.00	(1,982.26)	0.00	0.00	0.00	1,487,685.70
010 Atmos Regulated Shared Services	002 - Dallas Atmos Rate Division	010.002.39104:Office Furn. & Equip	Sep-18	73,086.47	0.00	0.00	0.00	0.00	0.00	73,086.47
010 Atmos Regulated Shared Services	002 - Dallas Atmos Rate Division	010.002.39926:Pc Hardware-AEAM	Sep-18	314,379.42	0.00	0.00	0.00	0.00	0.00	314,379.42
010 Atmos Regulated Shared Services	002 - Dallas Atmos Rate Division	010.002.39932:ALGN-Servers-Software	Sep-18	345,729.64	0.00	0.00	0.00	0.00	0.00	345,729.64
010 Atmos Regulated Shared Services	002 - Dallas Atmos Rate Division	010.002.39029:Improv-Leased AEAM	Sep-18	1,418.86	0.00	0.00	0.00	0.00	0.00	1,418.86
010 Atmos Regulated Shared Services	002 - Dallas Atmos Rate Division	010.002.39903:Network Hardware	Sep-18	3,969,267.05	0.00	0.00	0.00	0.00	0.00	3,969,267.05
010 Atmos Regulated Shared Services	002 - Dallas Atmos Rate Division	010.002.39938:ALGN-Application SW	Sep-18	17,739,511.96	0.00	0.00	0.00	0.00	0.00	17,739,511.96
010 Atmos Regulated Shared Services	002 - Dallas Atmos Rate Division	010.002.39800:Miscellaneous Equipme	Sep-18	136,509.52	0.00	0.00	0.00	0.00	0.00	136,509.52
010 Atmos Regulated Shared Services	002 - Dallas Atmos Rate Division	010.002.39100:Office Furniture And	Sep-18	5,173,715.50	247,513.73	0.00	0.00	0.00	0.00	5,421,229.23
010 Atmos Regulated Shared Services	002 - Dallas Atmos Rate Division	010.002.39901:Servers-Hardware	Sep-18	37,257,281.41	(225.35)	(17,838,920.04)	0.00	0.00	0.00	19,358,136.02
010 Atmos Regulated Shared Services	002 - Dallas Atmos Rate Division	010.002.39906:Pc Hardware	Sep-18	2,472,240.74	0.00	(945,867.79)	0.00	0.00	0.00	1,526,372.95
010 Atmos Regulated Shared Services	002 - Dallas Atmos Rate Division	010.002.39400:Tools Shop And Garage	Sep-18	76,071.34	0.00	0.00	0.00	0.00	0.00	76,071.34
010 Atmos Regulated Shared Services	002 - Dallas Atmos Rate Division	010.002.39928:Application SW-AEAM	Sep-18	22,237,955.70	0.00	(205,747.23)	0.00	0.00	0.00	22,032,213.47
010 Atmos Regulated Shared Services	002 - Dallas Atmos Rate Division	010.002.39700:Communication Equipme	Sep-18	1,039,344.41	0.00	0.00	0.00	0.00	0.00	1,039,344.41
010 Atmos Regulated Shared Services	002 - Dallas Atmos Rate Division	010.002.39200:Transportation Equipm	Sep-18	7,125.41	0.00	0.00	0.00	0.00	0.00	7,125.41
010 Atmos Regulated Shared Services	002 - Dallas Atmos Rate Division	010.002.39921:Servers-Hardware-AEAM	Sep-18	1,891,714.75	0.00	(828,241.80)	0.00	0.00	0.00	1,063,472.95
010 Atmos Regulated Shared Services	002 - Dallas Atmos Rate Division	010.002.39900:Structure & Improv	Sep-18	1,411,389.98	2,116.08	0.00	0.00	0.00	0.00	1,413,506.01
010 Atmos Regulated Shared Services	002 - Dallas Atmos Rate Division	010.002.39931:ALGN-Servers-Hardware	Sep-18	297,266.61	0.00	0.00	0.00	0.00	0.00	297,266.61
010 Atmos Regulated Shared Services	002 - Dallas Atmos Rate Division	010.002.39820:Misc Equip - AEAM	Sep-18	7,388.39	0.00	0.00	0.00	0.00	0.00	7,388.39
010 Atmos Regulated Shared Services	002 - Dallas Atmos Rate Division	010.002.39922:Servers-Software-AEAM	Sep-18	1,336,365.80	0.00	(74,699.79)	0.00	0.00	0.00	1,461,672.01
010 Atmos Regulated Shared Services	002 - Dallas Atmos Rate Division	010.002.39908:Application Software	Sep-18	67,368,192.87	124,909.72	0.00	0.00	0.00	0.00	67,493,102.59
010 Atmos Regulated Shared Services	002 - Dallas Atmos Rate Division	010.002.39902:Servers-Software	Sep-18	19,021,548.82	16,554.59	(990,377.17)	0.00	0.00	0.00	18,047,727.24
010 Atmos Regulated Shared Services	002 - Dallas Atmos Rate Division	010.002.39009:Improvements - Leased	Sep-18	9,316,001.18	121,417.74	0.00	0.00	0.00	0.00	9,437,418.92
010 Atmos Regulated Shared Services	002 - Dallas Atmos Rate Division	010.002.39909:Malframe Software	Sep-18	39,251.62	0.00	0.00	0.00	0.00	0.00	39,251.62
010 Atmos Regulated Shared Services	002 - Dallas Atmos Rate Division	010.002.39120:Off Furn & Equip-AEAM	Sep-18	263,337.89	0.00	0.00	0.00	0.00	0.00	263,337.89
010 Atmos Regulated Shared Services	002 - Dallas Atmos Rate Division	010.002.39720:Commun Equip AEAM	Sep-18	8,824.34	0.00	0.00	0.00	0.00	0.00	8,824.34
010 Atmos Regulated Shared Services	002 - Dallas Atmos Rate Division	010.002.39900:Other Tangible Equipm	Sep-18	162,267.97	0.00	0.00	0.00	0.00	0.00	162,267.97
010 Atmos Regulated Shared Services	012 - Call Center Division	010.012.38910:CKV Land&Land Rights	Sep-18	1,886,442.92	0.00	0.00	0.00	0.00	0.00	1,886,442.92
010 Atmos Regulated Shared Services	012 - Call Center Division	010.012.39210:CKV-Transportation Eq	Sep-18	86,290.22	0.00	0.00	0.00	0.00	0.00	86,290.22
010 Atmos Regulated Shared Services	012 - Call Center Division	010.012.39917:CKV-Pc Software	Sep-18	103,891.78	1,983.37	(102,576.11)	0.00	0.00	0.00	5,299.04
010 Atmos Regulated Shared Services	012 - Call Center Division	010.012.39910:CKV-Misc Equipment	Sep-18	509,282.85	0.00	0.00	0.00	0.00	0.00	509,282.85
010 Atmos Regulated Shared Services	012 - Call Center Division	010.012.39900:Other Tangible Equipm	Sep-18	629,166.46	0.00	(629,166.46)	0.00	0.00	0.00	0.00
010 Atmos Regulated Shared Services	012 - Call Center Division	010.012.39010:CKV-Struct & Improv	Sep-18	12,305,840.00	168,548.34	0.00	0.00	0.00	0.00	12,474,388.34
010 Atmos Regulated Shared Services	012 - Call Center Division	010.012.39916:CKV-Pc Hardware	Sep-18	270,112.91	0.00	(201,084.81)	0.00	0.00	0.00	69,028.10
010 Atmos Regulated Shared Services	012 - Call Center Division	010.012.39009:Improvements - Leased	Sep-18	2,820,618.55	0.00	0.00	0.00	0.00	0.00	2,820,618.55
010 Atmos Regulated Shared Services	012 - Call Center Division	010.012.39800:Miscellaneous Equipme	Sep-18	70,015.66	0.00	0.00	0.00	0.00	0.00	70,015.66
010 Atmos Regulated Shared Services	012 - Call Center Division	010.012.39902:Servers-Software	Sep-18	2,023,936.45	0.00	(1,238.52)	0.00	0.00	0.00	2,022,697.93
010 Atmos Regulated Shared Services	012 - Call Center Division	010.012.39903:Network Hardware	Sep-18	629,225.62	0.00	0.00	0.00	0.00	0.00	629,225.62
010 Atmos Regulated Shared Services	012 - Call Center Division	010.012.38900:Land	Sep-18	2,874,239.86	0.00	0.00	0.00	0.00	0.00	2,874,239.86
010 Atmos Regulated Shared Services	012 - Call Center Division	010.012.39100:Office Furniture And	Sep-18	2,386,773.39	8,409.18	0.00	0.00	0.00	0.00	2,395,182.57
010 Atmos Regulated Shared Services	012 - Call Center Division	010.012.39901:Servers-Hardware	Sep-18	10,343,248.64	0.00	(938,115.68)	0.00	0.00	0.00	9,405,132.96
010 Atmos Regulated Shared Services	012 - Call Center Division	010.012.39908:Application Software	Sep-18	90,3						

Company Id	Bus Segment Id	Depr Group Id	GI Post Mo Yr	Begin Balance	Additions	Retirements	Transfers In	Transfers Out	Adjustment	End Balance
050 Mid-States Division	009 - WKG Division	050.009.30200:Franch & Consent Grp	Sep-18	119,852.69	0.00	0.00	0.00	0.00	0.00	119,852.69
050 Mid-States Division	009 - WKG Division	050.009.35103:Measuring And Reg. St	Sep-18	23,338.38	0.00	0.00	0.00	0.00	0.00	23,338.38
050 Mid-States Division	009 - WKG Division	050.009.36701:Mains - Steel	Sep-18	27,525,192.48	0.00	(223,035.81)	0.00	0.00	0.00	27,302,156.66
050 Mid-States Division	009 - WKG Division	050.009.39900:Structure & Improv	Sep-18	7,780,461.13	647,164.04	0.00	0.00	0.00	0.00	7,927,625.17
050 Mid-States Division	009 - WKG Division	050.009.35102:Compressor Station Eq	Sep-18	153,261.30	0.00	0.00	0.00	0.00	0.00	153,261.30
050 Mid-States Division	009 - WKG Division	050.009.35200:Rights Of Way	Sep-18	8,352,191.23	0.00	0.00	0.00	0.00	0.00	8,352,191.23
050 Mid-States Division	009 - WKG Division	050.009.35203:Cushion Gas Grp	Sep-18	1,694,832.96	0.00	0.00	0.00	0.00	0.00	1,694,832.96
050 Mid-States Division	009 - WKG Division	050.009.35902:Storage Tributary Lin	Sep-18	209,818.90	0.00	0.00	0.00	0.00	0.00	209,818.90
050 Mid-States Division	009 - WKG Division	050.009.36602:Meas. & Reg. Sta. Str	Sep-18	49,001.72	0.00	0.00	0.00	0.00	0.00	49,001.72
050 Mid-States Division	009 - WKG Division	050.009.36901:Measuring And Reg. St	Sep-18	2,269,555.91	0.00	0.00	0.00	0.00	0.00	2,269,555.91
050 Mid-States Division	009 - WKG Division	050.009.37402:Land Rights	Sep-18	2,886,886.05	415,157.99	0.00	0.00	0.00	0.00	3,302,044.04
050 Mid-States Division	009 - WKG Division	050.009.37403:Land Other	Sep-18	2,783.89	0.00	0.00	0.00	0.00	0.00	2,783.89
050 Mid-States Division	009 - WKG Division	050.009.37601:Mains - Steel	Sep-18	151,321,282.22	9,256,626.18	(429,090.07)	0.00	0.00	0.00	160,148,818.33
050 Mid-States Division	009 - WKG Division	050.009.38500:Industrial Measuring	Sep-18	5,198,287.78	(4,634.74)	0.00	0.00	0.00	0.00	5,193,653.04
050 Mid-States Division	009 - WKG Division	050.009.35801:Storage Field Lines	Sep-18	175,850.37	0.00	0.00	0.00	0.00	0.00	175,850.37
050 Mid-States Division	009 - WKG Division	050.009.37805:Meas & Reg Sta Eq - C	Sep-18	1,645,562.03	23,671.93	(103.63)	0.00	0.00	0.00	1,668,129.33
050 Mid-States Division	009 - WKG Division	050.009.39003:Improvements Grp	Sep-18	709,199.18	0.00	0.00	0.00	0.00	0.00	709,199.18
050 Mid-States Division	009 - WKG Division	050.009.39004:Air Condition Eq Grp	Sep-18	12,954.74	0.00	0.00	0.00	0.00	0.00	12,954.74
050 Mid-States Division	009 - WKG Division	050.009.38000:Services	Sep-18	127,998,110.93	2,027,383.46	(650,885.00)	0.00	0.00	0.00	129,344,609.39
050 Mid-States Division	009 - WKG Division	050.009.39200:Transp Equip-Group	Sep-18	220,986.50	0.00	0.00	0.00	0.00	0.00	220,986.50
050 Mid-States Division	009 - WKG Division	050.009.39901:Servers Hardware	Sep-18	14,389.76	0.00	0.00	0.00	0.00	0.00	14,389.76
050 Mid-States Division	009 - WKG Division	050.009.38400:House Regulator Insta	Sep-18	213,888.49	1,807.85	0.00	0.00	0.00	0.00	215,696.34
050 Mid-States Division	009 - WKG Division	050.009.35104:Other Structures	Sep-18	137,442.53	0.00	0.00	0.00	0.00	0.00	137,442.53
050 Mid-States Division	009 - WKG Division	050.009.35201:Well Construction	Sep-18	1,699,998.54	0.00	0.00	0.00	0.00	0.00	1,699,998.54
050 Mid-States Division	009 - WKG Division	050.009.35600:Purification Equipmen	Sep-18	414,663.45	0.00	0.00	0.00	0.00	0.00	414,663.45
050 Mid-States Division	009 - WKG Division	050.009.36700:Mains - Cathodic Prot	Sep-18	139,637.68	0.00	0.00	0.00	0.00	0.00	139,637.68
050 Mid-States Division	009 - WKG Division	050.009.37400:Land & Land Right Grp	Sep-18	531,166.79	0.00	0.00	0.00	0.00	0.00	531,166.79
050 Mid-States Division	009 - WKG Division	050.009.37401:Land	Sep-18	37,826.42	0.00	0.00	0.00	0.00	0.00	37,826.42
050 Mid-States Division	009 - WKG Division	050.009.37500:Structures & Improvem	Sep-18	336,167.54	0.00	0.00	0.00	0.00	0.00	336,167.54
050 Mid-States Division	009 - WKG Division	050.009.37501:Struct. & Improv. - T	Sep-18	99,818.13	0.00	0.00	0.00	0.00	0.00	99,818.13
050 Mid-States Division	009 - WKG Division	050.009.37800:Meas. And Reg. Sta. E	Sep-18	32,042,081.11	(15,816,653.22)	(4,354.86)	0.00	0.00	0.00	16,221,073.03
050 Mid-States Division	009 - WKG Division	050.009.38100:Meters	Sep-18	38,867,904.82	1,667,423.45	0.00	0.00	0.00	0.00	35,535,328.27
050 Mid-States Division	009 - WKG Division	050.009.39100:Office Furniture And	Sep-18	1,738,748.48	0.00	0.00	0.00	0.00	0.00	1,738,748.48
050 Mid-States Division	009 - WKG Division	050.009.39604:Backhoes - Group	Sep-18	62,747.29	0.00	0.00	0.00	0.00	0.00	62,747.29
050 Mid-States Division	009 - WKG Division	050.009.39700:Communication Equipme	Sep-18	524,257.15	0.00	0.00	0.00	0.00	0.00	524,257.15
050 Mid-States Division	009 - WKG Division	050.009.35211:Storage Rights	Sep-18	54,614.27	0.00	0.00	0.00	0.00	0.00	54,614.27
050 Mid-States Division	009 - WKG Division	050.009.35400:Compressor Station Eq	Sep-18	923,448.05	0.00	0.00	0.00	0.00	0.00	923,448.05
050 Mid-States Division	009 - WKG Division	050.009.36603:Other Structures	Sep-18	60,826.29	0.00	0.00	0.00	0.00	0.00	60,826.29
050 Mid-States Division	009 - WKG Division	050.009.36900:Measuring And Reg. St	Sep-18	731,466.64	56,194.61	0.00	0.00	0.00	0.00	787,661.25
050 Mid-States Division	009 - WKG Division	050.009.37502:Land Rights	Sep-18	46,284.19	0.00	0.00	0.00	0.00	0.00	46,284.19
050 Mid-States Division	009 - WKG Division	050.009.37500:Organization Grp	Sep-18	185,909.27	0.00	0.00	0.00	0.00	0.00	185,909.27
050 Mid-States Division	009 - WKG Division	050.009.39001:Struc - Frame Grp	Sep-18	179,338.52	0.00	0.00	0.00	0.00	0.00	179,338.52
050 Mid-States Division	009 - WKG Division	050.009.39908:Application Software	Sep-18	828,509.36	0.00	0.00	0.00	0.00	0.00	828,509.36
050 Mid-States Division	009 - WKG Division	050.009.39907:Pc Software	Sep-18	78,585.68	0.00	0.00	0.00	0.00	0.00	78,585.68
050 Mid-States Division	009 - WKG Division	050.009.39300:Intangibles Grp	Sep-18	1,109,551.68	0.00	0.00	0.00	0.00	0.00	1,109,551.68
050 Mid-States Division	009 - WKG Division	050.009.39906:Pc Hardware	Sep-18	70,177.67	0.00	0.00	0.00	0.00	0.00	70,177.67
050 Mid-States Division	009 - WKG Division	050.009.39600:Power Op Equip-Group	Sep-18	20,515.69	0.00	0.00	0.00	0.00	0.00	20,515.69
050 Mid-States Division	009 - WKG Division	050.009.39100:Office Furniture And	Sep-18	53,753.13	0.00	0.00	0.00	0.00	0.00	53,753.13
050 Mid-States Division	009 - WKG Division	050.009.39400:Tools Shop And Garage	Sep-18	175,867.44	0.00	0.00	0.00	0.00	0.00	175,867.44
050 Mid-States Division	009 - WKG Division	050.009.39200:Transp Equip- Group	Sep-18	27,284.69	0.00	0.00	0.00	0.00	0.00	27,284.69
050 Mid-States Division	009 - WKG Division	050.009.39004:Air Condit Equip Grp	Sep-18	15,983.91	0.00	0.00	0.00	0.00	0.00	15,983.91
050 Mid-States Division	009 - WKG Division	050.009.39009:Improv - Leased Grp	Sep-18	38,894.00	0.00	0.00	0.00	0.00	0.00	38,894.00
050 Mid-States Division	009 - WKG Division	050.009.39700:Communication Equipme	Sep-18	37,541.00	0.00	0.00	0.00	0.00	0.00	37,541.00
050 Mid-States Division	009 - WKG Division	050.009.39800:Miscellaneous Equipme	Sep-18	814,166.88	0.00	0.00	0.00	0.00	0.00	814,166.88
010 Atmos Regulated Shared Services	002 - Dallas Atmos Rate Division	010.002.39000:Structure & Improv	Oct-18	1,413,506.01	0.00	0.00	0.00	(2,116.08)	0.00	1,411,389.93
010 Atmos Regulated Shared Services	002 - Dallas Atmos Rate Division	010.002.39104:Office Furn. & Equip	Oct-18	71,096.47	0.00	0.00	0.00	0.00	0.00	71,096.47
010 Atmos Regulated Shared Services	002 - Dallas Atmos Rate Division	010.002.39120:Off Furn & Equip-AEAM	Oct-18	263,337.89	0.00	0.00	0.00	0.00	0.00	263,337.89
010 Atmos Regulated Shared Services	002 - Dallas Atmos Rate Division	010.002.39720:Commun Equip AEAM	Oct-18	8,824.34	0.00	0.00	0.00	0.00	0.00	8,824.34
010 Atmos Regulated Shared Services	002 - Dallas Atmos Rate Division	010.002.39907:Pc Software	Oct-18	1,487,685.70	0.00	0.00	0.00	0.00	0.00	1,487,685.70
010 Atmos Regulated Shared Services	002 - Dallas Atmos Rate Division	010.002.39932:ALGN-Servers-Software	Oct-18	345,729.64	0.00	0.00	0.00	0.00	0.00	345,729.64
010 Atmos Regulated Shared Services	002 - Dallas Atmos Rate Division	010.002.39800:Miscellaneous Equipme	Oct-18	136,509.52	0.00	0.00	0.00	0.00	0.00	136,509.52
010 Atmos Regulated Shared Services	002 - Dallas Atmos Rate Division	010.002.39100:Office Furniture And	Oct-18	5,423,229.23	0.00	0.00	0.00	0.00	0.00	5,423,229.23
010 Atmos Regulated Shared Services	002 - Dallas Atmos Rate Division	010.002.39200:Transportation Equipmen	Oct-18	7,125.41	0.00	0.00	0.00	0.00	0.00	7,125.41
010 Atmos Regulated Shared Services	002 - Dallas Atmos Rate Division	010.002.39902:Servers-Software	Oct-18	18,047,727.24	2,047.98	0.00	0.00	0.00	0.00	18,049,775.22
010 Atmos Regulated Shared Services	002 - Dallas Atmos Rate Division	010.002.39400:Tools Shop And Garage	Oct-18	76,071.84	0.00	0.00	0.00	0.00	0.00	76,071.84
010 Atmos Regulated Shared Services	002 - Dallas Atmos Rate Division	010.002.39700:Communication Equipme	Oct-18	1,039,344.41	0.00	0.00	0.00	0.00	0.00	1,039,344.41
010 Atmos Regulated Shared Services	002 - Dallas Atmos Rate Division	010.002.39900:Other Tangible Equipmen	Oct-18	162,267.97	0.00	0.00	0.00	0.00	0.00	162,267.97
010 Atmos Regulated Shared Services	002 - Dallas Atmos Rate Division	010.002.39005:Structure & Improv	Oct-18	9,187,141.97	0.00	0.00	0.00	0.00	0.00	9,187,141.97
010 Atmos Regulated Shared Services	002 - Dallas Atmos Rate Division	010.002.39926:Pc Hardware-AEAM	Oct-18	314,579.42	0.00	0.00	0.00	0.00	0.00	314,579.42
010 Atmos Regulated Shared Services	002 - Dallas Atmos Rate Division	010.002.39903:Network Hardware	Oct-18	3,989,267.05	0.00	0.00	0.00	0.00	0.00	3,989,267.05
010 Atmos Regulated Shared Services	002 - Dallas Atmos Rate Division	010.002.39923:Network Hardware-AEAM	Oct-18	60,170.36	0.00	0.00	0.00	0.00	0.00	60,170.36
010 Atmos Regulated Shared Services	002 - Dallas Atmos Rate Division	010.002.39020:Struct & Improv AEAM	Oct-18	0.00	0.00	0.00	2,116.08	0.00	0.00	2,116.08
010 Atmos Regulated Shared Services	002 - Dallas Atmos Rate Division	010.002.39901:Servers-Hardware	Oct-18	19,358,136.02	143,708.53	0.00	0.00	0.00	0.00	19,501,844.55
010 Atmos Regulated Shared Services	002 - Dallas Atmos Rate Division	010.002.39909:Mainframe Software	Oct-18	39,251.62	0.00	0.00	0.00	0.00	0.00	39,251.62
010 Atmos Regulated Shared Services	002 - Dallas Atmos Rate Division	010.002.39928:Application SW-AEAM	Oct-18	22,082,213.47	0.00	0.00	0.00	0.00	0.00	22,082,213.47
010 Atmos Regulated Shared Services	002 - Dallas Atmos Rate Division	010.002.39938:ALGN-Application SW	Oct-18	17,739,511.96	688,486.57	0.00	0.00	0.00	0.00	18,427,998.53
010 Atmos Regulated Shared Services	002 - Dallas Atmos Rate Division	010.002.39922:Servers-Software-AEAM	Oct-18	1,461,672.01	0.00	0.00	0.00	0.00	0.00	1,461,672.01
010 Atmos Regulated Shared Services	002 - Dallas Atmos Rate Division	010.002.39009:Improvements - Leased	Oct-18	8,437,418.92	0.00	0.00	0.00	0.00	0.00	8,437,418.92
010 Atmos Regulated Shared Services	002 - Dallas Atmos Rate Division	010.002.39931:ALGN-Servers-Hardware	Oct-18	297,266.61	0.00	0.00	0.00	0.00	0.00	297,266.61
010 Atmos Regulated Shared Services	002 - Dallas Atmos Rate Division	010.002.39820:Misc Equip - AEAM	Oct-18	7,888.39	0.00	0.00	0.00			

Company Id	Bus Segment Id	Depr Group Id	Gl Post Mo Yr	Begin Balance	Additions	Retirements	Transfers In	Transfers Out	Adjustment	End Balance
050 Mid-States Division	009 - WKG Division	050.009.39800:Miscellaneous Equipme	Oct-18	3,891,771.09	0.00	(2,112.05)	0.00	0.00	0.00	3,889,659.04
050 Mid-States Division	009 - WKG Division	050.009.36510:Land & Land Rights	Oct-18	26,970.37	0.00	0.00	0.00	0.00	0.00	26,970.37
050 Mid-States Division	009 - WKG Division	050.009.36901:Measuring And Reg. St	Oct-18	2,269,555.91	0.00	(49.05)	0.00	0.00	0.00	2,269,506.86
050 Mid-States Division	009 - WKG Division	050.009.37400:Land & Land Right Grp	Oct-18	531,166.79	0.00	0.00	0.00	0.00	0.00	531,166.79
050 Mid-States Division	009 - WKG Division	050.009.37401:Land	Oct-18	37,326.42	0.00	0.00	0.00	0.00	0.00	37,326.42
050 Mid-States Division	009 - WKG Division	050.009.35004:Air Condition Eq - Group	Oct-18	12,994.74	0.00	0.00	0.00	0.00	0.00	12,994.74
050 Mid-States Division	009 - WKG Division	050.009.35202:Wkg Trailers - Group	Oct-18	0.00	15,749.78	0.00	0.00	0.00	0.00	15,749.78
050 Mid-States Division	009 - WKG Division	050.009.35303:Storage Field Lines	Oct-18	175,850.37	0.00	0.00	0.00	0.00	0.00	175,850.37
050 Mid-States Division	009 - WKG Division	050.009.36700:Mains - Catholic Prot	Oct-18	139,637.68	0.00	(6,893.13)	0.00	0.00	0.00	132,744.55
050 Mid-States Division	009 - WKG Division	050.009.37402:Land Rights	Oct-18	3,201,544.55	216,169.77	0.00	0.00	0.00	0.00	3,517,714.32
050 Mid-States Division	009 - WKG Division	050.009.39400:Tools Shop And Garage	Oct-18	3,612,415.93	20,498.02	0.00	0.00	0.00	0.00	3,632,913.95
050 Mid-States Division	009 - WKG Division	050.009.39901:Servers Hardware	Oct-18	14,389.76	0.00	0.00	0.00	0.00	0.00	14,389.76
050 Mid-States Division	009 - WKG Division	050.009.39903:Network Hardware	Oct-18	134,598.86	0.00	0.00	0.00	0.00	0.00	134,598.86
050 Mid-States Division	009 - WKG Division	050.009.38500:Industrial Measuring	Oct-18	5,193,633.04	8,395.58	0.00	0.00	0.00	0.00	5,202,028.62
050 Mid-States Division	009 - WKG Division	050.009.35010:Land	Oct-18	261,126.69	0.00	0.00	0.00	0.00	0.00	261,126.69
050 Mid-States Division	009 - WKG Division	050.009.35102:Compressor Station Eq	Oct-18	153,261.30	0.00	0.00	0.00	0.00	0.00	153,261.30
050 Mid-States Division	009 - WKG Division	050.009.35103:Measuring And Reg. St	Oct-18	23,138.38	0.00	0.00	0.00	0.00	0.00	23,138.38
050 Mid-States Division	009 - WKG Division	050.009.35200:Rights Of Way	Oct-18	8,352,191.23	0.00	0.00	0.00	0.00	0.00	8,352,191.23
050 Mid-States Division	009 - WKG Division	050.009.35600:Purification Equipmen	Oct-18	414,663.45	0.00	0.00	0.00	0.00	0.00	414,663.45
050 Mid-States Division	009 - WKG Division	050.009.36603:Other Structures	Oct-18	60,828.29	0.00	0.00	0.00	0.00	0.00	60,828.29
050 Mid-States Division	009 - WKG Division	050.009.36900:Measuring And Reg. St	Oct-18	787,661.25	(582.71)	0.00	0.00	0.00	0.00	787,078.54
050 Mid-States Division	009 - WKG Division	050.009.37403:Land And Other	Oct-18	2,783.89	0.00	0.00	0.00	0.00	0.00	2,783.89
050 Mid-States Division	009 - WKG Division	050.009.37600:Mains - Catholic Prot	Oct-18	17,479,208.58	701,451.65	(32,028.06)	0.00	0.00	0.00	18,148,632.17
050 Mid-States Division	009 - WKG Division	050.009.37900:Meas & Reg Station Eq	Oct-18	4,323,911.84	(0.29)	0.00	0.00	0.00	0.00	4,323,911.55
050 Mid-States Division	009 - WKG Division	050.009.37905:Meas & Reg Sta Eq - C	Oct-18	1,569,124.33	1,157.70	0.00	0.00	0.00	0.00	1,670,282.03
050 Mid-States Division	009 - WKG Division	050.009.38200:Water Installations	Oct-18	55,759,271.12	324,688.62	(148,051.91)	0.00	0.00	0.00	55,935,908.03
050 Mid-States Division	009 - WKG Division	050.009.39100:Office Furniture And	Oct-18	1,736,748.48	0.00	0.00	0.00	0.00	0.00	1,736,748.48
050 Mid-States Division	009 - WKG Division	050.009.39603:Ditchers - Group	Oct-18	39,610.08	0.00	0.00	0.00	0.00	0.00	39,610.08
050 Mid-States Division	009 - WKG Division	050.009.35500:Measuring And Regulat	Oct-18	273,084.38	0.00	0.00	0.00	0.00	0.00	273,084.38
050 Mid-States Division	009 - WKG Division	050.009.38400:House Regulator Insta	Oct-18	215,695.84	638.26	0.00	0.00	0.00	0.00	216,334.10
050 Mid-States Division	009 - WKG Division	050.009.30100:Organization Grp	Oct-18	8,329.72	0.00	0.00	0.00	0.00	0.00	8,329.72
050 Mid-States Division	009 - WKG Division	050.009.35104:Other Structures	Oct-18	137,442.53	0.00	0.00	0.00	0.00	0.00	137,442.53
050 Mid-States Division	009 - WKG Division	050.009.35211:Storage Rights	Oct-18	54,614.27	0.00	0.00	0.00	0.00	0.00	54,614.27
050 Mid-States Division	009 - WKG Division	050.009.35302:Storage Tributary Lin	Oct-18	209,318.90	0.00	0.00	0.00	0.00	0.00	209,318.90
050 Mid-States Division	009 - WKG Division	050.009.35400:Compressor Station Eq	Oct-18	923,446.05	0.00	0.00	0.00	0.00	0.00	923,446.05
050 Mid-States Division	009 - WKG Division	050.009.36602:Meas. & Reg. Sta. Str	Oct-18	49,001.72	0.00	0.00	0.00	0.00	0.00	49,001.72
050 Mid-States Division	009 - WKG Division	050.009.36701:Mains - Steel	Oct-18	27,302,158.66	0.00	0.00	0.00	0.00	0.00	27,302,158.66
050 Mid-States Division	009 - WKG Division	050.009.37502:Land Rights	Oct-18	46,264.19	0.00	0.00	0.00	0.00	0.00	46,264.19
050 Mid-States Division	009 - WKG Division	050.009.37602:Mains - Plastic	Oct-18	122,236,355.77	3,257,178.93	(764.38)	0.00	0.00	0.00	125,492,750.32
050 Mid-States Division	009 - WKG Division	050.009.39000:Structure & Improv	Oct-18	7,927,625.17	0.00	0.00	0.00	0.00	0.00	7,927,625.17
050 Mid-States Division	009 - WKG Division	050.009.39002:Structure-Brick Grp	Oct-18	173,114.85	0.00	0.00	0.00	0.00	0.00	173,114.85
050 Mid-States Division	009 - WKG Division	050.009.39200:Transp Equip-Group	Oct-18	220,986.90	0.00	0.00	0.00	0.00	0.00	220,986.90
050 Mid-States Division	009 - WKG Division	050.009.39605:Welders - Group	Oct-18	19,427.23	0.00	0.00	0.00	0.00	0.00	19,427.23
050 Mid-States Division	009 - WKG Division	050.009.38300:House Regulators	Oct-18	11,406,340.60	14,961.72	0.00	0.00	0.00	0.00	11,421,302.32
050 Mid-States Division	009 - WKG Division	050.009.35020:Rights-Of-Way	Oct-18	4,681.58	0.00	0.00	0.00	0.00	0.00	4,681.58
050 Mid-States Division	009 - WKG Division	050.009.35203:Well Equipment	Oct-18	449,809.06	0.00	0.00	0.00	0.00	0.00	449,809.06
050 Mid-States Division	009 - WKG Division	050.009.37800:Meas. And Reg. Sta. E	Oct-18	16,221,073.03	165,507.90	(377.13)	0.00	0.00	0.00	16,406,298.80
050 Mid-States Division	009 - WKG Division	050.009.38000:Services	Oct-18	129,344,608.39	1,216,838.29	(154,085.37)	0.00	0.00	0.00	130,407,361.31
050 Mid-States Division	009 - WKG Division	050.009.39906:Pc Hardware	Oct-18	983,195.32	2,089.18	0.00	0.00	0.00	0.00	985,284.50
050 Mid-States Division	009 - WKG Division	050.009.39908:Application Software	Oct-18	123,514.83	0.00	0.00	0.00	0.00	0.00	123,514.83
050 Mid-States Division	009 - WKG Division	050.009.35201:Well Construction	Oct-18	1,699,998.54	0.00	0.00	0.00	0.00	0.00	1,699,998.54
050 Mid-States Division	009 - WKG Division	050.009.35203:Cushion Gas Gp	Oct-18	1,894,832.96	0.00	0.00	0.00	0.00	0.00	1,894,832.96
050 Mid-States Division	009 - WKG Division	050.009.36520:Rights-Of-Way	Oct-18	867,772.00	0.00	0.00	0.00	0.00	0.00	867,772.00
050 Mid-States Division	009 - WKG Division	050.009.39604:Backhoes - Group	Oct-18	62,747.29	0.00	0.00	0.00	0.00	0.00	62,747.29
050 Mid-States Division	009 - WKG Division	050.009.35100:Structures And Improv	Oct-18	17,916.19	0.00	0.00	0.00	0.00	0.00	17,916.19
050 Mid-States Division	009 - WKG Division	050.009.37501:Struct. & Improv. - T	Oct-18	99,818.13	0.00	0.00	0.00	0.00	0.00	99,818.13
050 Mid-States Division	009 - WKG Division	050.009.37601:Mains - Steel	Oct-18	160,148,818.33	(1,205,768.06)	(108,095.25)	0.00	0.00	0.00	158,834,955.02
050 Mid-States Division	091 - Brentwood Division	050.091.39400:Tools Shop And Garage	Oct-18	175,867.44	0.00	0.00	0.00	0.00	0.00	175,867.44
050 Mid-States Division	091 - Brentwood Division	050.091.39100:Office Furniture And	Oct-18	55,753.13	0.00	0.00	0.00	0.00	0.00	55,753.13
050 Mid-States Division	091 - Brentwood Division	050.091.30300:Tangible Grp	Oct-18	1,109,551.68	0.00	0.00	0.00	0.00	0.00	1,109,551.68
050 Mid-States Division	091 - Brentwood Division	050.091.39001:Struc - Frame Grp	Oct-18	179,338.52	0.00	0.00	0.00	0.00	0.00	179,338.52
050 Mid-States Division	091 - Brentwood Division	050.091.39004:Air Condit Equip Grp	Oct-18	15,888.91	0.00	0.00	0.00	0.00	0.00	15,888.91
050 Mid-States Division	091 - Brentwood Division	050.091.39003:Improv - Leased Grp	Oct-18	38,834.00	0.00	0.00	0.00	0.00	0.00	38,834.00
050 Mid-States Division	091 - Brentwood Division	050.091.39200:Transp Equip- Group	Oct-18	27,284.69	0.00	0.00	0.00	0.00	0.00	27,284.69
050 Mid-States Division	091 - Brentwood Division	050.091.39700:Communication Equipme	Oct-18	87,541.00	0.00	0.00	0.00	0.00	0.00	87,541.00
050 Mid-States Division	091 - Brentwood Division	050.091.39800:Application Software	Oct-18	828,509.36	0.00	0.00	0.00	0.00	0.00	828,509.36
050 Mid-States Division	091 - Brentwood Division	050.091.39906:Pc Hardware	Oct-18	70,177.67	0.00	0.00	0.00	0.00	0.00	70,177.67
050 Mid-States Division	091 - Brentwood Division	050.091.30100:Organization Grp	Oct-18	185,809.27	0.00	0.00	0.00	0.00	0.00	185,809.27
050 Mid-States Division	091 - Brentwood Division	050.091.39600:Power Op Equip-Group	Oct-18	20,515.69	0.00	0.00	0.00	0.00	0.00	20,515.69
050 Mid-States Division	091 - Brentwood Division	050.091.39800:Miscellaneous Equipme	Oct-18	814,165.88	0.00	0.00	0.00	0.00	0.00	814,165.88
050 Mid-States Division	091 - Brentwood Division	050.091.39907:Pc Software	Oct-18	78,585.68	0.00	0.00	0.00	0.00	0.00	78,585.68
010 Atmos Regulated Shared Services	002 - Dallas Atmos Rate Division	010.002.39000:Structure & Improv	Dec-17	1,411,389.93	0.00	0.00	0.00	0.00	0.00	1,411,389.93
010 Atmos Regulated Shared Services	002 - Dallas Atmos Rate Division	010.002.39005:Structure & Improv	Dec-17	9,133,014.59	0.00	54,169.68	0.00	0.00	0.00	9,187,184.27
010 Atmos Regulated Shared Services	002 - Dallas Atmos Rate Division	010.002.39009:Improvements - Leased	Dec-17	9,816,001.18	0.00	0.00	0.00	0.00	0.00	9,816,001.18
010 Atmos Regulated Shared Services	002 - Dallas Atmos Rate Division	010.002.39100:Office Furniture And	Dec-17	5,118,834.11	(30.20)	0.00	0.00	0.00	0.00	5,118,803.91
010 Atmos Regulated Shared Services	002 - Dallas Atmos Rate Division	010.002.39104:Offic Furn. & Equip	Dec-17	63,740.85	0.00	0.00	0.00	0.00	0.00	63,740.85
010 Atmos Regulated Shared Services	002 - Dallas Atmos Rate Division	010.002.39120:Offic Furn & Equip-AEAM	Dec-17	263,397.89	0.00	0.00	0.00	0.00	0.00	263,397.89
010 Atmos Regulated Shared Services	002 - Dallas Atmos Rate Division	010.002.39200:Transportation Equipm	Dec-17	7,125.41	0.00	0.00	0.00	0.00	0.00	7,125.41
010 Atmos Regulated Shared Services	002 - Dallas Atmos Rate Division	010.002.39400:Tools Shop And Garage	Dec-17	76,071.34	0.00	0.00	0.00	0.00	0.00	76,071.34
010 Atmos Regulated Shared Services	002 - Dallas Atmos Rate Division	010.002.39700:Communication Equipme	Dec-17	1,089,844.41	0.00	0.00	0.00	0.00	0.00	1,089,844.41
01										

Company Id	Bus Segment Id	Dept Group Id	GI Post Mo Yr	Begin Balance	Additions	Retirements	Transfers In	Transfers Out	Adjustment	End Balance
010 Atmos Regulated Shared Services	012 - Call Center Division	010.012.39902:Servers-Software	Dec-17	1,831,144.70	132,791.75	0.00	0.00	0.00	0.00	2,023,896.45
010 Atmos Regulated Shared Services	012 - Call Center Division	010.012.39903:Network Hardware	Dec-17	629,225.62	0.00	0.00	0.00	0.00	0.00	629,225.62
010 Atmos Regulated Shared Services	012 - Call Center Division	010.012.39906:Pc Hardware	Dec-17	999,625.07	0.00	0.00	0.00	0.00	0.00	999,625.07
010 Atmos Regulated Shared Services	012 - Call Center Division	010.012.39907:Pc Application Software	Dec-17	190,246.97	0.00	0.00	0.00	0.00	0.00	190,246.97
010 Atmos Regulated Shared Services	012 - Call Center Division	010.012.39908:Application Software	Dec-17	88,885,206.80	1,249,480.05	0.00	0.00	0.00	0.00	90,134,686.85
010 Atmos Regulated Shared Services	012 - Call Center Division	010.012.39910:CKV-Other Tang Equip	Dec-17	339,657.78	0.00	0.00	0.00	0.00	0.00	339,657.78
010 Atmos Regulated Shared Services	012 - Call Center Division	010.012.39916:CKV-Pc Hardware	Dec-17	257,287.97	0.00	0.00	0.00	0.00	0.00	257,287.97
010 Atmos Regulated Shared Services	012 - Call Center Division	010.012.39917:CKV-Pc Software	Dec-17	103,891.78	0.00	0.00	0.00	0.00	0.00	103,891.78
010 Atmos Regulated Shared Services	012 - Call Center Division	010.012.39918:CKV-0th Tang Prop-App	Dec-17	20,560.16	0.00	0.00	0.00	0.00	0.00	20,560.16
050 Mid-States Division	009 - WKG Division	050.009.30100:Organization Grp	Dec-17	8,929.72	0.00	0.00	0.00	0.00	0.00	8,929.72
050 Mid-States Division	009 - WKG Division	050.009.30200:Franch & Consent Grp	Dec-17	119,852.69	0.00	0.00	0.00	0.00	0.00	119,852.69
050 Mid-States Division	009 - WKG Division	050.009.35010:Land	Dec-17	261,126.69	0.00	0.00	0.00	0.00	0.00	261,126.69
050 Mid-States Division	009 - WKG Division	050.009.35020:Rights-Of-Way	Dec-17	4,681.58	0.00	0.00	0.00	0.00	0.00	4,681.58
050 Mid-States Division	009 - WKG Division	050.009.35100:Structures And Improv	Dec-17	17,916.19	0.00	0.00	0.00	0.00	0.00	17,916.19
050 Mid-States Division	009 - WKG Division	050.009.35102:Compressor Station Eq	Dec-17	153,261.30	0.00	0.00	0.00	0.00	0.00	153,261.30
050 Mid-States Division	009 - WKG Division	050.009.35103:Measuring And Reg. St	Dec-17	23,138.38	0.00	0.00	0.00	0.00	0.00	23,138.38
050 Mid-States Division	009 - WKG Division	050.009.35104:Other Structures	Dec-17	137,442.53	0.00	0.00	0.00	0.00	0.00	137,442.53
050 Mid-States Division	009 - WKG Division	050.009.35200:Rights Of Way	Dec-17	8,333,003.57	38.87	0.00	0.00	0.00	0.00	8,333,042.54
050 Mid-States Division	009 - WKG Division	050.009.35201:Well Construction	Dec-17	1,699,998.54	0.00	0.00	0.00	0.00	0.00	1,699,998.54
050 Mid-States Division	009 - WKG Division	050.009.35202:Well Equipment	Dec-17	449,809.06	0.00	0.00	0.00	0.00	0.00	449,809.06
050 Mid-States Division	009 - WKG Division	050.009.35203:Cushion Gas Grp	Dec-17	1,694,832.96	0.00	0.00	0.00	0.00	0.00	1,694,832.96
050 Mid-States Division	009 - WKG Division	050.009.35210:Storage Leaseholds An	Dec-17	178,530.09	0.00	0.00	0.00	0.00	0.00	178,530.09
050 Mid-States Division	009 - WKG Division	050.009.35211:Storage Rights	Dec-17	54,614.27	0.00	0.00	0.00	0.00	0.00	54,614.27
050 Mid-States Division	009 - WKG Division	050.009.35301:Storage Field Lines	Dec-17	175,350.37	0.00	0.00	0.00	0.00	0.00	175,350.37
050 Mid-States Division	009 - WKG Division	050.009.35302:Storage Tributary Lin	Dec-17	209,318.90	0.00	0.00	0.00	0.00	0.00	209,318.90
050 Mid-States Division	009 - WKG Division	050.009.35400:Compressor Station Eq	Dec-17	923,448.05	0.00	0.00	0.00	0.00	0.00	923,448.05
050 Mid-States Division	009 - WKG Division	050.009.35500:Measuring and Regulat	Dec-17	273,084.38	0.00	0.00	0.00	0.00	0.00	273,084.38
050 Mid-States Division	009 - WKG Division	050.009.35600:Purification Equipmen	Dec-17	414,663.45	0.00	0.00	0.00	0.00	0.00	414,663.45
050 Mid-States Division	009 - WKG Division	050.009.36510:Land & Land Rights	Dec-17	26,970.37	0.00	0.00	0.00	0.00	0.00	26,970.37
050 Mid-States Division	009 - WKG Division	050.009.36520:Rights-Of-Way	Dec-17	867,772.00	0.00	0.00	0.00	0.00	0.00	867,772.00
050 Mid-States Division	009 - WKG Division	050.009.36802:Meas. & Reg. Sta. Str	Dec-17	49,001.72	0.00	0.00	0.00	0.00	0.00	49,001.72
050 Mid-States Division	009 - WKG Division	050.009.36803:Other Structures	Dec-17	80,826.29	0.00	0.00	0.00	0.00	0.00	80,826.29
050 Mid-States Division	009 - WKG Division	050.009.36700:Mains - Cathodic Prot	Dec-17	139,637.68	0.00	0.00	0.00	0.00	0.00	139,637.68
050 Mid-States Division	009 - WKG Division	050.009.36701:Mains - Steel	Dec-17	27,536,493.47	0.00	0.00	0.00	0.00	0.00	27,536,493.47
050 Mid-States Division	009 - WKG Division	050.009.36900:Measuring And Reg. St	Dec-17	731,466.64	0.00	0.00	0.00	0.00	0.00	731,466.64
050 Mid-States Division	009 - WKG Division	050.009.36901:Measuring And Reg. St	Dec-17	2,269,555.91	0.00	0.00	0.00	0.00	0.00	2,269,555.91
050 Mid-States Division	009 - WKG Division	050.009.37400:Land & Land Right Grp	Dec-17	531,166.79	0.00	0.00	0.00	0.00	0.00	531,166.79
050 Mid-States Division	009 - WKG Division	050.009.37401:Land	Dec-17	37,826.42	0.00	0.00	0.00	0.00	0.00	37,826.42
050 Mid-States Division	009 - WKG Division	050.009.37402:Land Rights	Dec-17	2,470,567.92	215,609.93	0.00	0.00	0.00	0.00	2,686,177.85
050 Mid-States Division	009 - WKG Division	050.009.37403:Land Other	Dec-17	2,783.89	0.00	0.00	0.00	0.00	0.00	2,783.89
050 Mid-States Division	009 - WKG Division	050.009.37500:Structures & Improvem	Dec-17	386,167.54	0.00	0.00	0.00	0.00	0.00	386,167.54
050 Mid-States Division	009 - WKG Division	050.009.37501:Struct. & Improv. - T	Dec-17	98,818.13	0.00	0.00	0.00	0.00	0.00	98,818.13
050 Mid-States Division	009 - WKG Division	050.009.37502:Land Rights	Dec-17	46,264.19	0.00	0.00	0.00	0.00	0.00	46,264.19
050 Mid-States Division	009 - WKG Division	050.009.37503:Improvements	Dec-17	4,005.04	0.00	0.00	0.00	0.00	0.00	4,005.04
050 Mid-States Division	009 - WKG Division	050.009.37600:Mains - Cathodic Prot	Dec-17	20,972,315.19	69,360.68	(64,195.62)	0.00	0.00	0.00	20,977,480.25
050 Mid-States Division	009 - WKG Division	050.009.37601:Mains - Steel	Dec-17	146,201,636.01	(388,765.28)	(2,611.50)	0.00	0.00	0.00	145,810,259.13
050 Mid-States Division	009 - WKG Division	050.009.37602:Mains - Plastic	Dec-17	104,320,908.58	815,754.15	(52.51)	0.00	0.00	0.00	104,836,000.20
050 Mid-States Division	009 - WKG Division	050.009.37800:Meas. And Reg. Sta. E	Dec-17	10,325,980.11	1,888,764.60	(13,633.88)	0.00	0.00	0.00	12,401,060.83
050 Mid-States Division	009 - WKG Division	050.009.37900:Meas & Reg Station Eq	Dec-17	3,941,135.53	13.53	0.00	0.00	0.00	0.00	3,941,149.06
050 Mid-States Division	009 - WKG Division	050.009.37905:Meas & Reg Sta Eq - C	Dec-17	1,852,639.35	0.00	0.00	0.00	0.00	0.00	1,852,639.35
050 Mid-States Division	009 - WKG Division	050.009.38000:Services	Dec-17	119,470,027.73	935,899.33	(72,572.94)	0.00	0.00	0.00	120,333,354.12
050 Mid-States Division	009 - WKG Division	050.009.38100:Meters	Dec-17	31,748,098.46	242,632.34	(2,809.22)	0.00	0.00	0.00	31,987,922.58
050 Mid-States Division	009 - WKG Division	050.009.38200:Meter Installations	Dec-17	95,485,801.00	(64,572.57)	(5,293.86)	0.00	0.00	0.00	95,415,934.57
050 Mid-States Division	009 - WKG Division	050.009.38300:House Regulators	Dec-17	10,777,991.48	123,846.03	0.00	0.00	0.00	0.00	10,901,837.51
050 Mid-States Division	009 - WKG Division	050.009.38400:House Regulator Insta	Dec-17	203,598.59	550.48	0.00	0.00	0.00	0.00	204,149.07
050 Mid-States Division	009 - WKG Division	050.009.38500:Industrial Measuring	Dec-17	5,173,297.85	212.80	0.00	0.00	0.00	0.00	5,173,510.65
050 Mid-States Division	009 - WKG Division	050.009.38900:Land & Land Rights	Dec-17	1,211,697.30	0.00	0.00	0.00	0.00	0.00	1,211,697.30
050 Mid-States Division	009 - WKG Division	050.009.39000:Structure & Improv	Dec-17	7,209,780.63	0.00	0.00	0.00	0.00	0.00	7,209,780.63
050 Mid-States Division	009 - WKG Division	050.009.39002:Structure-Brick Grp	Dec-17	173,114.85	0.00	0.00	0.00	0.00	0.00	173,114.85
050 Mid-States Division	009 - WKG Division	050.009.39003:Improvements Grp	Dec-17	709,199.18	0.00	0.00	0.00	0.00	0.00	709,199.18
050 Mid-States Division	009 - WKG Division	050.009.39004:Air Condition Eq Grp	Dec-17	12,954.74	0.00	0.00	0.00	0.00	0.00	12,954.74
050 Mid-States Division	009 - WKG Division	050.009.39009:Improvement-Leased Grp	Dec-17	1,246,194.18	0.00	0.00	0.00	0.00	0.00	1,246,194.18
050 Mid-States Division	009 - WKG Division	050.009.39100:Office Furniture And	Dec-17	1,749,085.61	0.00	0.00	0.00	0.00	0.00	1,749,085.61
050 Mid-States Division	009 - WKG Division	050.009.39200:Transp Equip-Group	Dec-17	220,986.90	0.00	0.00	0.00	0.00	0.00	220,986.90
050 Mid-States Division	009 - WKG Division	050.009.39400:Tools Shop And Garage	Dec-17	3,175,404.51	81,978.89	0.00	0.00	0.00	0.00	3,257,383.40
050 Mid-States Division	009 - WKG Division	050.009.39603:Ditchers - Group	Dec-17	39,610.08	0.00	0.00	0.00	0.00	0.00	39,610.08
050 Mid-States Division	009 - WKG Division	050.009.39604:Backhoes - Group	Dec-17	62,747.29	0.00	0.00	0.00	0.00	0.00	62,747.29
050 Mid-States Division	009 - WKG Division	050.009.39605:Welders - Group	Dec-17	19,427.23	0.00	0.00	0.00	0.00	0.00	19,427.23
050 Mid-States Division	009 - WKG Division	050.009.39700:Communication Equipme	Dec-17	517,464.25	6,782.80	0.00	0.00	0.00	0.00	524,257.15
050 Mid-States Division	009 - WKG Division	050.009.39800:Miscellaneous Equipme	Dec-17	3,897,265.54	(2.02)	0.00	0.00	0.00	0.00	3,897,263.52
050 Mid-States Division	009 - WKG Division	050.009.39901:Servers Hardware	Dec-17	14,389.76	0.00	0.00	0.00	0.00	0.00	14,389.76
050 Mid-States Division	009 - WKG Division	050.009.39903:Network Hardware	Dec-17	194,598.86	0.00	0.00	0.00	0.00	0.00	194,598.86
050 Mid-States Division	009 - WKG Division	050.009.39906:Pc Hardware	Dec-17	1,068,402.71	0.00	0.00	0.00	0.00	0.00	1,068,402.71
050 Mid-States Division	009 - WKG Division	050.009.39908:Application Software	Dec-17	123,514.83	0.00	0.00	0.00	0.00	0.00	123,514.83
050 Mid-States Division	091 - Brentwood Division	050.091.30100:Organization Grp	Dec-17	185,809.27	0.00	0.00	0.00	0.00	0.00	185,809.27
050 Mid-States Division	091 - Brentwood Division	050.091.30300:Intangibles Grp	Dec-17	1,109,551.68	0.00	0.00	0.00	0.00	0.00	1,109,551.68
050 Mid-States Division	091 - Brentwood Division	050.091.39001:Struc - Frame Grp	Dec-17	179,338.52	0.00	0.00	0.00	0.00	0.00	179,338.52
050 Mid-States Division	091 - Brentwood Division	050.091.39004:Air Condit Equip Grp	Dec-17	15,883.91	0.00	0.00	0.00	0.00	0.00	15,883.91
050 Mid-States Division	091 - Brentwood Division	050.091.39009:Improvement - Leased Grp	Dec-17	38,834.00	0.00	0.00	0.00	0.00	0.00	38,834.00
050 Mid-States Division	091 - Brentwood Division	050.091.39100:Office Furniture And	Dec-17	41,937.21	0.00	0.00	0.00	0.00	0.00	41,937.21

Company Id	Bus Segment Id	Depr Group Id	GI Post Mo Yr	Begin Balance	Additions	Retirements	Transfers In	Transfers Out	Adj	End Balance
010 Atmos Regulated Shared Services	002 - Dallas Atmos Rate Division	010.002.3998:ALIGN-Application SW	Jan-18	17,517,104.29	0.00	0.00	0.00	0.00	0.00	17,517,104.29
010 Atmos Regulated Shared Services	012 - Call Center Division	010.012.38900:Land	Jan-18	2,874,239.86	0.00	0.00	0.00	0.00	0.00	2,874,239.86
010 Atmos Regulated Shared Services	012 - Call Center Division	010.012.38910:CKV Land&Land Rights	Jan-18	1,886,442.92	0.00	0.00	0.00	0.00	0.00	1,886,442.92
010 Atmos Regulated Shared Services	012 - Call Center Division	010.012.39000:Structure & Improv	Jan-18	12,669,002.61	0.00	0.00	0.00	0.00	0.00	12,669,002.61
010 Atmos Regulated Shared Services	012 - Call Center Division	010.012.39009:Improvements - Leased	Jan-18	2,820,613.55	0.00	0.00	0.00	0.00	0.00	2,820,613.55
010 Atmos Regulated Shared Services	012 - Call Center Division	010.012.39100:CKV-Struct & Improv	Jan-18	12,305,840.00	0.00	0.00	0.00	0.00	0.00	12,305,840.00
010 Atmos Regulated Shared Services	012 - Call Center Division	010.012.39106:Office Furniture And	Jan-18	2,376,524.13	0.00	0.00	0.00	0.00	0.00	2,376,524.13
010 Atmos Regulated Shared Services	012 - Call Center Division	010.012.39110:CKV-Office Furn & Eq	Jan-18	380,781.68	9,015.19	0.00	0.00	0.00	0.00	389,797.87
010 Atmos Regulated Shared Services	012 - Call Center Division	010.012.39210:CKV-Transportation Eq	Jan-18	96,290.22	0.00	0.00	0.00	0.00	0.00	96,290.22
010 Atmos Regulated Shared Services	012 - Call Center Division	010.012.39410:CKV-Tools Shop Garage	Jan-18	402,176.59	0.00	0.00	0.00	0.00	0.00	402,176.59
010 Atmos Regulated Shared Services	012 - Call Center Division	010.012.39510:CKV-Laboratory Equip	Jan-18	25,692.07	0.00	0.00	0.00	0.00	0.00	25,692.07
010 Atmos Regulated Shared Services	012 - Call Center Division	010.012.39700:Communication Equipme	Jan-18	1,913,117.11	0.00	0.00	0.00	0.00	0.00	1,913,117.11
010 Atmos Regulated Shared Services	012 - Call Center Division	010.012.39710:CKV-Commun Equip	Jan-18	291,500.62	0.00	0.00	0.00	0.00	0.00	291,500.62
010 Atmos Regulated Shared Services	012 - Call Center Division	010.012.39800:Miscellaneous Equipme	Jan-18	70,015.66	0.00	0.00	0.00	0.00	0.00	70,015.66
010 Atmos Regulated Shared Services	012 - Call Center Division	010.012.39810:CKV-Misc Equipment	Jan-18	509,282.85	0.00	0.00	0.00	0.00	0.00	509,282.85
010 Atmos Regulated Shared Services	012 - Call Center Division	010.012.39900:Other Tangible Equipm	Jan-18	629,166.46	0.00	0.00	0.00	0.00	0.00	629,166.46
010 Atmos Regulated Shared Services	012 - Call Center Division	010.012.39903:Servers-Hardware	Jan-18	10,343,248.64	0.00	0.00	0.00	0.00	0.00	10,343,248.64
010 Atmos Regulated Shared Services	012 - Call Center Division	010.012.39902:Servers-Software	Jan-18	2,023,936.45	0.00	0.00	0.00	0.00	0.00	2,023,936.45
010 Atmos Regulated Shared Services	012 - Call Center Division	010.012.39903:Network Hardware	Jan-18	629,225.62	0.00	0.00	0.00	0.00	0.00	629,225.62
010 Atmos Regulated Shared Services	012 - Call Center Division	010.012.39906:Pc Hardware	Jan-18	999,625.07	0.00	0.00	0.00	0.00	0.00	999,625.07
010 Atmos Regulated Shared Services	012 - Call Center Division	010.012.39907:Pc Software	Jan-18	190,246.97	0.00	0.00	0.00	0.00	0.00	190,246.97
010 Atmos Regulated Shared Services	012 - Call Center Division	010.012.39908:Application Software	Jan-18	90,134,696.85	50,272.91	0.00	0.00	0.00	0.00	90,184,969.76
010 Atmos Regulated Shared Services	012 - Call Center Division	010.012.39910:CKV-Other Tang Equip	Jan-18	399,657.73	0.00	0.00	0.00	0.00	0.00	399,657.73
010 Atmos Regulated Shared Services	012 - Call Center Division	010.012.39916:CKV-Pc Hardware	Jan-18	257,287.97	0.00	0.00	0.00	0.00	0.00	257,287.97
010 Atmos Regulated Shared Services	012 - Call Center Division	010.012.39917:CKV-Pc Software	Jan-18	103,891.78	0.00	0.00	0.00	0.00	0.00	103,891.78
010 Atmos Regulated Shared Services	012 - Call Center Division	010.012.39918:CKV-Oth Tang Prop-App	Jan-18	20,560.16	0.00	0.00	0.00	0.00	0.00	20,560.16
050 Mid-States Division	009 - WKG Division	050.009.30100:Organization Grp	Jan-18	8,329.72	0.00	0.00	0.00	0.00	0.00	8,329.72
050 Mid-States Division	009 - WKG Division	050.009.30200:Franch & Consent Grp	Jan-18	119,852.69	0.00	0.00	0.00	0.00	0.00	119,852.69
050 Mid-States Division	009 - WKG Division	050.009.35010:Land	Jan-18	261,126.69	0.00	0.00	0.00	0.00	0.00	261,126.69
050 Mid-States Division	009 - WKG Division	050.009.35020:Rights-Of-Way	Jan-18	4,681.58	0.00	0.00	0.00	0.00	0.00	4,681.58
050 Mid-States Division	009 - WKG Division	050.009.35100:Structures And Improv	Jan-18	17,916.19	0.00	0.00	0.00	0.00	0.00	17,916.19
050 Mid-States Division	009 - WKG Division	050.009.35102:Compressor Station Eq	Jan-18	153,261.30	0.00	0.00	0.00	0.00	0.00	153,261.30
050 Mid-States Division	009 - WKG Division	050.009.35103:Measuring And Reg. St	Jan-18	23,138.38	0.00	0.00	0.00	0.00	0.00	23,138.38
050 Mid-States Division	009 - WKG Division	050.009.35104:Other Structures	Jan-18	137,442.53	0.00	0.00	0.00	0.00	0.00	137,442.53
050 Mid-States Division	009 - WKG Division	050.009.35200:Rights Of Way	Jan-18	8,353,042.54	(817.97)	0.00	0.00	0.00	0.00	8,352,224.57
050 Mid-States Division	009 - WKG Division	050.009.35201:Well Construction	Jan-18	1,699,998.54	0.00	0.00	0.00	0.00	0.00	1,699,998.54
050 Mid-States Division	009 - WKG Division	050.009.35202:Well Equipment	Jan-18	449,309.06	0.00	0.00	0.00	0.00	0.00	449,309.06
050 Mid-States Division	009 - WKG Division	050.009.35203:Cushion Gas Grp	Jan-18	1,694,832.96	0.00	0.00	0.00	0.00	0.00	1,694,832.96
050 Mid-States Division	009 - WKG Division	050.009.35210:Storage Leaseholds An	Jan-18	178,530.09	0.00	0.00	0.00	0.00	0.00	178,530.09
050 Mid-States Division	009 - WKG Division	050.009.35211:Storage Rights	Jan-18	54,614.27	0.00	0.00	0.00	0.00	0.00	54,614.27
050 Mid-States Division	009 - WKG Division	050.009.35301:Storage Field Lines	Jan-18	175,350.37	0.00	0.00	0.00	0.00	0.00	175,350.37
050 Mid-States Division	009 - WKG Division	050.009.35302:Storage Tributary Ln	Jan-18	209,318.90	0.00	0.00	0.00	0.00	0.00	209,318.90
050 Mid-States Division	009 - WKG Division	050.009.35400:Compressor Station Eq	Jan-18	923,446.05	0.00	0.00	0.00	0.00	0.00	923,446.05
050 Mid-States Division	009 - WKG Division	050.009.35500:Measuring and Regulat	Jan-18	273,084.38	0.00	0.00	0.00	0.00	0.00	273,084.38
050 Mid-States Division	009 - WKG Division	050.009.35600:Purification Equipmen	Jan-18	414,663.45	0.00	0.00	0.00	0.00	0.00	414,663.45
050 Mid-States Division	009 - WKG Division	050.009.36010:Land & Land Rights	Jan-18	26,970.57	0.00	0.00	0.00	0.00	0.00	26,970.57
050 Mid-States Division	009 - WKG Division	050.009.36020:Rights-Of-Way	Jan-18	867,772.00	0.00	0.00	0.00	0.00	0.00	867,772.00
050 Mid-States Division	009 - WKG Division	050.009.36602:Meas. & Reg. Sta. Str	Jan-18	49,001.72	0.00	0.00	0.00	0.00	0.00	49,001.72
050 Mid-States Division	009 - WKG Division	050.009.36603:Other Structures	Jan-18	60,826.29	0.00	0.00	0.00	0.00	0.00	60,826.29
050 Mid-States Division	009 - WKG Division	050.009.36700:Mains - Cathodic Prot	Jan-18	139,637.68	0.00	0.00	0.00	0.00	0.00	139,637.68
050 Mid-States Division	009 - WKG Division	050.009.36701:Mains - Steel	Jan-18	27,638,493.47	(446,671.66)	0.00	0.00	0.00	0.00	27,191,821.81
050 Mid-States Division	009 - WKG Division	050.009.36900:Measuring And Reg. St	Jan-18	731,466.64	0.00	0.00	0.00	0.00	0.00	731,466.64
050 Mid-States Division	009 - WKG Division	050.009.36901:Measuring And Reg. St	Jan-18	2,269,555.91	0.00	0.00	0.00	0.00	0.00	2,269,555.91
050 Mid-States Division	009 - WKG Division	050.009.37400:Land & Land Right Grp	Jan-18	531,166.79	0.00	0.00	0.00	0.00	0.00	531,166.79
050 Mid-States Division	009 - WKG Division	050.009.37401:Land	Jan-18	37,328.42	0.00	0.00	0.00	0.00	0.00	37,328.42
050 Mid-States Division	009 - WKG Division	050.009.37402:Land Rights	Jan-18	2,686,177.85	(350.71)	0.00	0.00	0.00	0.00	2,685,827.14
050 Mid-States Division	009 - WKG Division	050.009.37403:Land & Other	Jan-18	2,783.89	0.00	0.00	0.00	0.00	0.00	2,783.89
050 Mid-States Division	009 - WKG Division	050.009.37500:Structures & Improvmen	Jan-18	336,167.54	0.00	0.00	0.00	0.00	0.00	336,167.54
050 Mid-States Division	009 - WKG Division	050.009.37501:Struct. & Improv. - T	Jan-18	99,818.13	0.00	0.00	0.00	0.00	0.00	99,818.13
050 Mid-States Division	009 - WKG Division	050.009.37502:Land Rights	Jan-18	46,264.19	0.00	0.00	0.00	0.00	0.00	46,264.19
050 Mid-States Division	009 - WKG Division	050.009.37503:Improvements	Jan-18	4,005.08	0.00	0.00	0.00	0.00	0.00	4,005.08
050 Mid-States Division	009 - WKG Division	050.009.37600:Mains - Cathodic Prot	Jan-18	20,977,480.25	13,875.43	(33,146.12)	0.00	0.00	0.00	20,988,209.56
050 Mid-States Division	009 - WKG Division	050.009.37601:Mains - Steel	Jan-18	145,810,259.13	5,044,831.80	(7,097.21)	0.00	0.00	0.00	150,847,993.82
050 Mid-States Division	009 - WKG Division	050.009.37602:Mains - Plastic	Jan-18	104,636,005.20	629,268.88	(5,693.19)	0.00	0.00	0.00	105,259,580.89
050 Mid-States Division	009 - WKG Division	050.009.37800:Meas. And Reg. Sta. E	Jan-18	12,401,060.83	477,030.77	(1,204.25)	0.00	0.00	0.00	12,876,887.35
050 Mid-States Division	009 - WKG Division	050.009.37900:Meas & Reg Station Eq	Jan-18	3,941,149.06	0.00	0.00	0.00	0.00	0.00	3,941,149.06
050 Mid-States Division	009 - WKG Division	050.009.37905:Meas & Reg Sta Eq - C	Jan-18	1,652,639.35	0.00	0.00	0.00	0.00	0.00	1,652,639.35
050 Mid-States Division	009 - WKG Division	050.009.38000:Services	Jan-18	120,333,354.12	770,868.78	(85,289.60)	0.00	0.00	0.00	121,018,933.30
050 Mid-States Division	009 - WKG Division	050.009.38100:Meters	Jan-18	31,987,922.58	140,375.51	(18,390.57)	0.00	0.00	0.00	32,119,907.52
050 Mid-States Division	009 - WKG Division	050.009.38200:Meter Installations	Jan-18	55,415,934.57	119,444.97	(17,683.10)	0.00	0.00	0.00	55,517,696.44
050 Mid-States Division	009 - WKG Division	050.009.38300:House Regulators	Jan-18	10,901,837.51	9,434.80	0.00	0.00	0.00	0.00	10,911,272.31
050 Mid-States Division	009 - WKG Division	050.009.38400:House Regulator insta	Jan-18	204,149.07	1,900.07	0.00	0.00	0.00	0.00	206,049.14
050 Mid-States Division	009 - WKG Division	050.009.38500:Industrial Measuring	Jan-18	5,173,510.65	2,915.20	0.00	0.00	0.00	0.00	5,176,425.85
050 Mid-States Division	009 - WKG Division	050.009.38600:Land & Land Rights	Jan-18	1,211,697.30	0.00	0.00	0.00	0.00	0.00	1,211,697.30
050 Mid-States Division	009 - WKG Division	050.009.38900:Structure & Improv	Jan-18	7,209,780.63	0.00	0.00	0.00	0.00	0.00	7,209,780.63
050 Mid-States Division	009 - WKG Division	050.009.39002:Structure-Brick Grp	Jan-18	173,114.85	0.00	0.00	0.00	0.00	0.00	173,114.85
050 Mid-States Division	009 - WKG Division	050.009.39003:Improvements Grp	Jan-18	709,199.18	0.00	0.00	0.00	0.00	0.00	709,199.18
050 Mid-States Division	009 - WKG Division	050.009.39004:Air Condition Eq Grp	Jan-18	12,954.74	0.00	0.00	0.00	0.00	0.00	12,954.74
050 Mid-States Division	009 - WKG Division	050.009.39009:Improvement-Leased Grp	Jan-18	1,246,194.18	0.00	0.00	0.00	0.00	0.00	1,246,194.18
050 Mid-States Division	009 - WKG Division	050.009.39100:Office Furniture And	Jan-18	1,749,085.61	0.					

Company Id	Bus Segment Id	Depr Group Id	GI Post Mo Yr	Begin Balance	Additions	Retirements	Transfers In	Transfers Out	Adjustment	End Balance
010 Atmos Regulated Shared Services	002 - Dallas Atmos Rate Division	010.002.39800:Miscellaneous Equipme	Feb-18	136,509.52	0.00	0.00	0.00	0.00	0.00	136,509.52
010 Atmos Regulated Shared Services	002 - Dallas Atmos Rate Division	010.002.39820:Misc Equip - AEAM	Feb-18	7,398.39	0.00	0.00	0.00	0.00	0.00	7,398.39
010 Atmos Regulated Shared Services	002 - Dallas Atmos Rate Division	010.002.39900:Other Tangible Equipm	Feb-18	162,225.67	0.00	0.00	0.00	0.00	0.00	162,225.67
010 Atmos Regulated Shared Services	002 - Dallas Atmos Rate Division	010.002.39901:Servers-Hardware	Feb-18	37,003,945.94	0.00	0.00	0.00	0.00	0.00	37,003,945.94
010 Atmos Regulated Shared Services	002 - Dallas Atmos Rate Division	010.002.39902:Servers-Software	Feb-18	19,005,572.42	15,977.40	0.00	0.00	0.00	0.00	19,021,549.82
010 Atmos Regulated Shared Services	002 - Dallas Atmos Rate Division	010.002.39903:Network Hardware	Feb-18	3,548,953.23	0.00	0.00	0.00	0.00	0.00	3,548,953.23
010 Atmos Regulated Shared Services	002 - Dallas Atmos Rate Division	010.002.39906:Pc Hardware	Feb-18	2,458,044.20	0.00	0.00	0.00	0.00	0.00	2,458,044.20
010 Atmos Regulated Shared Services	002 - Dallas Atmos Rate Division	010.002.39907:Pc Software	Feb-18	1,473,265.00	0.00	0.00	0.00	0.00	0.00	1,473,265.00
010 Atmos Regulated Shared Services	002 - Dallas Atmos Rate Division	010.002.39908:Application Software	Feb-18	67,252,353.72	917.54	0.00	0.00	0.00	0.00	67,253,271.26
010 Atmos Regulated Shared Services	002 - Dallas Atmos Rate Division	010.002.39909:Mainframe Software	Feb-18	39,251.62	0.00	0.00	0.00	0.00	0.00	39,251.62
010 Atmos Regulated Shared Services	002 - Dallas Atmos Rate Division	010.002.39921:Servers-Hardware-AEAM	Feb-18	1,628,899.91	0.00	0.00	0.00	0.00	0.00	1,628,899.91
010 Atmos Regulated Shared Services	002 - Dallas Atmos Rate Division	010.002.39922:Servers-Software-AEAM	Feb-18	961,255.64	0.00	0.00	0.00	0.00	0.00	961,255.64
010 Atmos Regulated Shared Services	002 - Dallas Atmos Rate Division	010.002.39923:Network Hardware-AEAM	Feb-18	60,170.36	0.00	0.00	0.00	0.00	0.00	60,170.36
010 Atmos Regulated Shared Services	002 - Dallas Atmos Rate Division	010.002.39926:Pc Hardware-AEAM	Feb-18	314,379.42	0.00	0.00	0.00	0.00	0.00	314,379.42
010 Atmos Regulated Shared Services	002 - Dallas Atmos Rate Division	010.002.39928:Application SW-AEAM	Feb-18	20,676,195.90	[112.48]	0.00	0.00	0.00	0.00	20,676,083.42
010 Atmos Regulated Shared Services	002 - Dallas Atmos Rate Division	010.002.39931:ALGN-Servers-Hardware	Feb-18	297,266.61	0.00	0.00	0.00	0.00	0.00	297,266.61
010 Atmos Regulated Shared Services	002 - Dallas Atmos Rate Division	010.002.39932:ALGN-Servers-Software	Feb-18	345,729.64	0.00	0.00	0.00	0.00	0.00	345,729.64
010 Atmos Regulated Shared Services	002 - Dallas Atmos Rate Division	010.002.39938:ALGN-Application SW	Feb-18	17,517,104.29	222,407.67	0.00	0.00	0.00	0.00	17,739,511.96
010 Atmos Regulated Shared Services	012 - Call Center Division	010.012.38900:Land	Feb-18	2,874,239.86	0.00	0.00	0.00	0.00	0.00	2,874,239.86
010 Atmos Regulated Shared Services	012 - Call Center Division	010.012.38910:CKV Land&Land Rights	Feb-18	1,886,442.92	0.00	0.00	0.00	0.00	0.00	1,886,442.92
010 Atmos Regulated Shared Services	012 - Call Center Division	010.012.39000:Structure & Improv	Feb-18	12,669,002.61	0.00	0.00	0.00	0.00	0.00	12,669,002.61
010 Atmos Regulated Shared Services	012 - Call Center Division	010.012.39009:Improvements - Leased	Feb-18	2,820,613.55	0.00	0.00	0.00	0.00	0.00	2,820,613.55
010 Atmos Regulated Shared Services	012 - Call Center Division	010.012.39010:CKV-Struct & Improv	Feb-18	12,305,840.00	0.00	0.00	0.00	0.00	0.00	12,305,840.00
010 Atmos Regulated Shared Services	012 - Call Center Division	010.012.39100:Office Furniture And	Feb-18	2,376,524.13	0.00	0.00	0.00	0.00	0.00	2,376,524.13
010 Atmos Regulated Shared Services	012 - Call Center Division	010.012.39110:CKV-Office Furn & Eq	Feb-18	389,797.87	0.00	0.00	0.00	0.00	0.00	389,797.87
010 Atmos Regulated Shared Services	012 - Call Center Division	010.012.39210:CKV-Transportation Eq	Feb-18	96,290.22	0.00	0.00	0.00	0.00	0.00	96,290.22
010 Atmos Regulated Shared Services	012 - Call Center Division	010.012.39410:CKV-Tools Shop Garage	Feb-18	402,176.59	0.00	0.00	0.00	0.00	0.00	402,176.59
010 Atmos Regulated Shared Services	012 - Call Center Division	010.012.39510:CKV-Laboratory Equip	Feb-18	23,632.07	0.00	0.00	0.00	0.00	0.00	23,632.07
010 Atmos Regulated Shared Services	012 - Call Center Division	010.012.39700:Communication Equipme	Feb-18	1,913,117.11	0.00	0.00	0.00	0.00	0.00	1,913,117.11
010 Atmos Regulated Shared Services	012 - Call Center Division	010.012.39710:CKV-Commun Equip	Feb-18	291,500.62	0.00	0.00	0.00	0.00	0.00	291,500.62
010 Atmos Regulated Shared Services	012 - Call Center Division	010.012.39800:Miscellaneous Equipme	Feb-18	70,015.66	0.00	0.00	0.00	0.00	0.00	70,015.66
010 Atmos Regulated Shared Services	012 - Call Center Division	010.012.39810:CKV-Misc Equipment	Feb-18	509,282.85	0.00	0.00	0.00	0.00	0.00	509,282.85
010 Atmos Regulated Shared Services	012 - Call Center Division	010.012.39900:Other Tangible Equipm	Feb-18	629,166.46	0.00	0.00	0.00	0.00	0.00	629,166.46
010 Atmos Regulated Shared Services	012 - Call Center Division	010.012.39901:Servers-Hardware	Feb-18	10,343,248.64	0.00	0.00	0.00	0.00	0.00	10,343,248.64
010 Atmos Regulated Shared Services	012 - Call Center Division	010.012.39902:Servers-Software	Feb-18	2,023,936.45	0.00	0.00	0.00	0.00	0.00	2,023,936.45
010 Atmos Regulated Shared Services	012 - Call Center Division	010.012.39903:Network Hardware	Feb-18	629,225.62	0.00	0.00	0.00	0.00	0.00	629,225.62
010 Atmos Regulated Shared Services	012 - Call Center Division	010.012.39906:Pc Hardware	Feb-18	998,825.07	0.00	0.00	0.00	0.00	0.00	998,825.07
010 Atmos Regulated Shared Services	012 - Call Center Division	010.012.39907:Pc Software	Feb-18	190,246.97	0.00	0.00	0.00	0.00	0.00	190,246.97
010 Atmos Regulated Shared Services	012 - Call Center Division	010.012.39908:Application Software	Feb-18	90,184,969.76	41,701.23	0.00	0.00	0.00	0.00	90,226,670.99
010 Atmos Regulated Shared Services	012 - Call Center Division	010.012.39910:CKV-Other Tang Equip	Feb-18	339,657.73	0.00	0.00	0.00	0.00	0.00	339,657.73
010 Atmos Regulated Shared Services	012 - Call Center Division	010.012.39916:CKV-Pc Hardware	Feb-18	257,287.97	0.00	0.00	0.00	0.00	0.00	257,287.97
010 Atmos Regulated Shared Services	012 - Call Center Division	010.012.39917:CKV-Pc Software	Feb-18	103,891.78	0.00	0.00	0.00	0.00	0.00	103,891.78
010 Atmos Regulated Shared Services	012 - Call Center Division	010.012.39918:CKV-Off Tang Prop-App	Feb-18	20,560.16	0.00	0.00	0.00	0.00	0.00	20,560.16
050 Mid-States Division	009 - WKG Division	050.009.30100:Organization Grp	Feb-18	8,329.72	0.00	0.00	0.00	0.00	0.00	8,329.72
050 Mid-States Division	009 - WKG Division	050.009.30200:Franch & Consent Grp	Feb-18	119,852.69	0.00	0.00	0.00	0.00	0.00	119,852.69
050 Mid-States Division	009 - WKG Division	050.009.35010:Road	Feb-18	261,126.69	0.00	0.00	0.00	0.00	0.00	261,126.69
050 Mid-States Division	009 - WKG Division	050.009.35020:Rights-Of-Way	Feb-18	4,681.58	0.00	0.00	0.00	0.00	0.00	4,681.58
050 Mid-States Division	009 - WKG Division	050.009.35100:Structures And Improv	Feb-18	17,916.19	0.00	0.00	0.00	0.00	0.00	17,916.19
050 Mid-States Division	009 - WKG Division	050.009.35102:Compressor Station Eq	Feb-18	153,261.30	0.00	0.00	0.00	0.00	0.00	153,261.30
050 Mid-States Division	009 - WKG Division	050.009.35103:Measuring And Reg. St	Feb-18	23,138.38	0.00	0.00	0.00	0.00	0.00	23,138.38
050 Mid-States Division	009 - WKG Division	050.009.35104:Other Structures	Feb-18	137,442.53	0.00	0.00	0.00	0.00	0.00	137,442.53
050 Mid-States Division	009 - WKG Division	050.009.35200:Rights Of Way	Feb-18	8,352,224.57	0.00	0.00	0.00	0.00	0.00	8,352,224.57
050 Mid-States Division	009 - WKG Division	050.009.35201:Well Construction	Feb-18	1,699,998.54	0.00	0.00	0.00	0.00	0.00	1,699,998.54
050 Mid-States Division	009 - WKG Division	050.009.35202:Well Equipment	Feb-18	449,309.06	0.00	0.00	0.00	0.00	0.00	449,309.06
050 Mid-States Division	009 - WKG Division	050.009.35203:Cushion Gas Grp	Feb-18	1,694,832.96	0.00	0.00	0.00	0.00	0.00	1,694,832.96
050 Mid-States Division	009 - WKG Division	050.009.35210:Storage Leaseholds An	Feb-18	178,530.09	0.00	0.00	0.00	0.00	0.00	178,530.09
050 Mid-States Division	009 - WKG Division	050.009.35211:Storage Rights	Feb-18	54,614.27	0.00	0.00	0.00	0.00	0.00	54,614.27
050 Mid-States Division	009 - WKG Division	050.009.35301:Storage Field Lines	Feb-18	175,350.37	0.00	0.00	0.00	0.00	0.00	175,350.37
050 Mid-States Division	009 - WKG Division	050.009.35302:Storage Tributary Lin	Feb-18	209,318.90	0.00	0.00	0.00	0.00	0.00	209,318.90
050 Mid-States Division	009 - WKG Division	050.009.35400:Compressor Station Eq	Feb-18	923,446.05	0.00	0.00	0.00	0.00	0.00	923,446.05
050 Mid-States Division	009 - WKG Division	050.009.35500:Measuring and Regulat	Feb-18	273,084.38	0.00	0.00	0.00	0.00	0.00	273,084.38
050 Mid-States Division	009 - WKG Division	050.009.35600:Purification Equipmen	Feb-18	414,663.45	0.00	0.00	0.00	0.00	0.00	414,663.45
050 Mid-States Division	009 - WKG Division	050.009.36010:Land & Land Rights	Feb-18	26,970.37	0.00	0.00	0.00	0.00	0.00	26,970.37
050 Mid-States Division	009 - WKG Division	050.009.36020:Rights-Of-Way	Feb-18	867,772.00	0.00	0.00	0.00	0.00	0.00	867,772.00
050 Mid-States Division	009 - WKG Division	050.009.36600:Meas. & Reg. Sta. Str	Feb-18	49,001.72	0.00	0.00	0.00	0.00	0.00	49,001.72
050 Mid-States Division	009 - WKG Division	050.009.36603:Other Structures	Feb-18	60,826.29	0.00	0.00	0.00	0.00	0.00	60,826.29
050 Mid-States Division	009 - WKG Division	050.009.36700:Mains - Cathodic Prot	Feb-18	139,637.68	0.00	0.00	0.00	0.00	0.00	139,637.68
050 Mid-States Division	009 - WKG Division	050.009.36701:Mains - Steel	Feb-18	27,191,821.81	0.00	0.00	0.00	0.00	0.00	27,191,821.81
050 Mid-States Division	009 - WKG Division	050.009.36900:Measuring And Reg. St	Feb-18	731,466.64	0.00	0.00	0.00	0.00	0.00	731,466.64
050 Mid-States Division	009 - WKG Division	050.009.36901:Measuring And Reg. St	Feb-18	2,269,555.91	0.00	0.00	0.00	0.00	0.00	2,269,555.91
050 Mid-States Division	009 - WKG Division	050.009.37400:Land & Land Right Grp	Feb-18	531,166.79	0.00	0.00	0.00	0.00	0.00	531,166.79
050 Mid-States Division	009 - WKG Division	050.009.37401:Land	Feb-18	37,326.42	0.00	0.00	0.00	0.00	0.00	37,326.42
050 Mid-States Division	009 - WKG Division	050.009.37402:Land Rights	Feb-18	2,685,827.14	0.00	0.00	0.00	0.00	0.00	2,685,827.14
050 Mid-States Division	009 - WKG Division	050.009.37403:Land Other	Feb-18	2,783.89	0.00	0.00	0.00	0.00	0.00	2,783.89
050 Mid-States Division	009 - WKG Division	050.009.37500:Structures & Improvem	Feb-18	336,167.54	0.00	0.00	0.00	0.00	0.00	336,167.54
050 Mid-States Division	009 - WKG Division	050.009.37501:Struct. & Improv. - T	Feb-18	99,818.13	0.00	0.00	0.00	0.00	0.00	99,818.13
050 Mid-States Division	009 - WKG Division	050.009.37502:Land Rights	Feb-18	46,264.19	0.00	0.00	0.00	0.00	0.00	46,264.19
050 Mid-States Division	009 - WKG Division	050.009.37503:Improvements	Feb-18	4,005.08	0.00	0.00	0.00	0.00	0.00	4,005.08
050 Mid-States Division	009 - WKG Division	050.009.37600:Mains - Cathodic Prot	Feb-18	20,958,209.56	16,671.94	{6,893.09}	0.00	0.00	0.00	20,910,988.41
050 Mid-States Division	009 - WKG Division	050.009.37601:Mains - Steel	Feb-18	150,847,993.82	358,549.87	{21,979.85}	0.00	0.00	0.00	151,184,563.84
050 Mid-										

Company Id	Bus Segment Id	Depr Group Id	Gl Post Mo Yr	Begin Balance	Additions	Retirements	Transfers In	Transfers Out	Adjustment	End Balance
050 Mid-States Division	091 - Brentwood Division	050.091.39400:Tools Shop And Garage	Feb-18	175,867.44	0.00	0.00	0.00	0.00	0.00	175,867.44
050 Mid-States Division	091 - Brentwood Division	050.091.39600:Power Op Equip-Group	Feb-18	20,515.69	0.00	0.00	0.00	0.00	0.00	20,515.69
050 Mid-States Division	091 - Brentwood Division	050.091.39700:Communication Equipme	Feb-18	37,541.00	0.00	0.00	0.00	0.00	0.00	37,541.00
050 Mid-States Division	091 - Brentwood Division	050.091.39800:Miscellaneous Equipme	Feb-18	814,166.88	0.00	0.00	0.00	0.00	0.00	814,166.88
050 Mid-States Division	091 - Brentwood Division	050.091.39900:PC Hardware	Feb-18	70,177.67	0.00	0.00	0.00	0.00	0.00	70,177.67
050 Mid-States Division	091 - Brentwood Division	050.091.39907:PC Software	Feb-18	78,099.24	0.00	0.00	0.00	0.00	0.00	78,099.24
050 Mid-States Division	091 - Brentwood Division	050.091.39908:Application Software	Feb-18	828,509.36	0.00	0.00	0.00	0.00	0.00	828,509.36
010 Atmos Regulated Shared Services	002 - Dallas Atmos Rate Division	010.002.39000:Structure & Improv	Mar-18	1,411,389.93	0.00	0.00	0.00	0.00	0.00	1,411,389.93
010 Atmos Regulated Shared Services	002 - Dallas Atmos Rate Division	010.002.39005:Structure & Improv	Mar-18	9,187,184.27	0.00	0.00	0.00	0.00	0.00	9,187,184.27
010 Atmos Regulated Shared Services	002 - Dallas Atmos Rate Division	010.002.39009:Improvements - Leased	Mar-18	9,316,001.18	0.00	0.00	0.00	0.00	0.00	9,316,001.18
010 Atmos Regulated Shared Services	002 - Dallas Atmos Rate Division	010.002.39100:Office FurnRure And	Mar-18	5,318,809.91	[1,175.98]	0.00	0.00	0.00	0.00	5,117,627.93
010 Atmos Regulated Shared Services	002 - Dallas Atmos Rate Division	010.002.39104:Office Furn. & Equip	Mar-18	63,740.85	7,295.62	0.00	0.00	0.00	0.00	71,036.47
010 Atmos Regulated Shared Services	002 - Dallas Atmos Rate Division	010.002.39120:Off Furn & Equip-AEAM	Mar-18	263,337.89	0.00	0.00	0.00	0.00	0.00	263,337.89
010 Atmos Regulated Shared Services	002 - Dallas Atmos Rate Division	010.002.39200:Transportation Equipm	Mar-18	7,125.41	0.00	0.00	0.00	0.00	0.00	7,125.41
010 Atmos Regulated Shared Services	002 - Dallas Atmos Rate Division	010.002.39400:Tools Shop And Garage	Mar-18	76,071.34	0.00	0.00	0.00	0.00	0.00	76,071.34
010 Atmos Regulated Shared Services	002 - Dallas Atmos Rate Division	010.002.39700:Communication Equipme	Mar-18	1,039,344.41	0.00	0.00	0.00	0.00	0.00	1,039,344.41
010 Atmos Regulated Shared Services	002 - Dallas Atmos Rate Division	010.002.39720:Commun Equip AEAM	Mar-18	8,824.34	0.00	0.00	0.00	0.00	0.00	8,824.34
010 Atmos Regulated Shared Services	002 - Dallas Atmos Rate Division	010.002.39800:Miscellaneous Equipme	Mar-18	136,509.52	0.00	0.00	0.00	0.00	0.00	136,509.52
010 Atmos Regulated Shared Services	002 - Dallas Atmos Rate Division	010.002.39820:Misc Equip - AEAM	Mar-18	7,388.39	0.00	0.00	0.00	0.00	0.00	7,388.39
010 Atmos Regulated Shared Services	002 - Dallas Atmos Rate Division	010.002.39900:Other Tangible Equipm	Mar-18	162,225.67	0.00	0.00	0.00	0.00	0.00	162,225.67
010 Atmos Regulated Shared Services	002 - Dallas Atmos Rate Division	010.002.39901:Servers-Hardware	Mar-18	37,003,945.94	0.00	0.00	0.00	0.00	0.00	37,003,945.94
010 Atmos Regulated Shared Services	002 - Dallas Atmos Rate Division	010.002.39902:Servers-Software	Mar-18	19,021,549.82	0.00	0.00	0.00	0.00	0.00	19,021,549.82
010 Atmos Regulated Shared Services	002 - Dallas Atmos Rate Division	010.002.39903:Network Hardware	Mar-18	3,548,953.23	0.00	0.00	0.00	0.00	0.00	3,548,953.23
010 Atmos Regulated Shared Services	002 - Dallas Atmos Rate Division	010.002.39906:PC Hardware	Mar-18	2,458,044.20	1,589.88	0.00	0.00	0.00	0.00	2,459,634.08
010 Atmos Regulated Shared Services	002 - Dallas Atmos Rate Division	010.002.39907:PC Software	Mar-18	1,473,265.00	0.00	0.00	0.00	0.00	0.00	1,473,265.00
010 Atmos Regulated Shared Services	002 - Dallas Atmos Rate Division	010.002.39908:Application Software	Mar-18	67,253,271.26	(573.76)	0.00	0.00	0.00	0.00	67,252,697.50
010 Atmos Regulated Shared Services	002 - Dallas Atmos Rate Division	010.002.39909:Mainframe Software	Mar-18	39,251.62	0.00	0.00	0.00	0.00	0.00	39,251.62
010 Atmos Regulated Shared Services	002 - Dallas Atmos Rate Division	010.002.39921:Servers-Hardware-AEAM	Mar-18	1,628,899.91	0.00	0.00	0.00	0.00	0.00	1,628,899.91
010 Atmos Regulated Shared Services	002 - Dallas Atmos Rate Division	010.002.39923:Servers-Software-AEAM	Mar-18	961,255.64	0.00	0.00	0.00	0.00	0.00	961,255.64
010 Atmos Regulated Shared Services	002 - Dallas Atmos Rate Division	010.002.39923:Network Hardware-AEAM	Mar-18	60,170.36	0.00	0.00	0.00	0.00	0.00	60,170.36
010 Atmos Regulated Shared Services	002 - Dallas Atmos Rate Division	010.002.39926:PC Hardware-AEAM	Mar-18	314,379.42	0.00	0.00	0.00	0.00	0.00	314,379.42
010 Atmos Regulated Shared Services	002 - Dallas Atmos Rate Division	010.002.39928:Application SW-AEAM	Mar-18	20,876,083.42	[3.91]	0.00	0.00	0.00	0.00	20,876,079.51
010 Atmos Regulated Shared Services	002 - Dallas Atmos Rate Division	010.002.39931:ALGN-Servers-Hardware	Mar-18	297,266.61	0.00	0.00	0.00	0.00	0.00	297,266.61
010 Atmos Regulated Shared Services	002 - Dallas Atmos Rate Division	010.002.39932:ALGN-Servers-Software	Mar-18	345,729.64	0.00	0.00	0.00	0.00	0.00	345,729.64
010 Atmos Regulated Shared Services	002 - Dallas Atmos Rate Division	010.002.39938:ALGN-Application SW	Mar-18	17,739,511.96	0.00	0.00	0.00	0.00	0.00	17,739,511.96
010 Atmos Regulated Shared Services	012 - Call Center Division	010.012.38900:Land	Mar-18	2,874,239.86	0.00	0.00	0.00	0.00	0.00	2,874,239.86
010 Atmos Regulated Shared Services	012 - Call Center Division	010.012.38910:CKV Land&Land Rights	Mar-18	1,886,442.92	0.00	0.00	0.00	0.00	0.00	1,886,442.92
010 Atmos Regulated Shared Services	012 - Call Center Division	010.012.39000:Structure & Improv	Mar-18	12,669,002.61	0.00	0.00	0.00	0.00	0.00	12,669,002.61
010 Atmos Regulated Shared Services	012 - Call Center Division	010.012.39009:Improvements - Leased	Mar-18	2,820,613.55	0.00	0.00	0.00	0.00	0.00	2,820,613.55
010 Atmos Regulated Shared Services	012 - Call Center Division	010.012.39100:CKV-Struct & Improv	Mar-18	12,305,840.00	0.00	0.00	0.00	0.00	0.00	12,305,840.00
010 Atmos Regulated Shared Services	012 - Call Center Division	010.012.39100:Office Furniture And	Mar-18	2,376,524.13	0.00	0.00	0.00	0.00	0.00	2,376,524.13
010 Atmos Regulated Shared Services	012 - Call Center Division	010.012.39110:CKV-Office Furn & Eq	Mar-18	389,797.87	0.00	0.00	0.00	0.00	0.00	389,797.87
010 Atmos Regulated Shared Services	012 - Call Center Division	010.012.39210:CKV-Transportation Eq	Mar-18	96,290.22	0.00	0.00	0.00	0.00	0.00	96,290.22
010 Atmos Regulated Shared Services	012 - Call Center Division	010.012.39410:CKV-Tools Shop Garage	Mar-18	402,176.59	0.00	0.00	0.00	0.00	0.00	402,176.59
010 Atmos Regulated Shared Services	012 - Call Center Division	010.012.39510:CKV-Laboratory Equip	Mar-18	23,632.07	0.00	0.00	0.00	0.00	0.00	23,632.07
010 Atmos Regulated Shared Services	012 - Call Center Division	010.012.39700:Communication Equipme	Mar-18	1,913,117.11	0.00	0.00	0.00	0.00	0.00	1,913,117.11
010 Atmos Regulated Shared Services	012 - Call Center Division	010.012.39710:CKV-Commun Equip	Mar-18	291,500.62	0.00	0.00	0.00	0.00	0.00	291,500.62
010 Atmos Regulated Shared Services	012 - Call Center Division	010.012.39800:Miscellaneous Equipme	Mar-18	70,015.66	0.00	0.00	0.00	0.00	0.00	70,015.66
010 Atmos Regulated Shared Services	012 - Call Center Division	010.012.39810:CKV-Misc Equipment	Mar-18	509,282.85	0.00	0.00	0.00	0.00	0.00	509,282.85
010 Atmos Regulated Shared Services	012 - Call Center Division	010.012.39900:Other Tangible Equipm	Mar-18	629,166.46	0.00	0.00	0.00	0.00	0.00	629,166.46
010 Atmos Regulated Shared Services	012 - Call Center Division	010.012.39901:Servers-Hardware	Mar-18	10,343,248.64	0.00	0.00	0.00	0.00	0.00	10,343,248.64
010 Atmos Regulated Shared Services	012 - Call Center Division	010.012.39902:Servers-Software	Mar-18	2,023,936.45	0.00	0.00	0.00	0.00	0.00	2,023,936.45
010 Atmos Regulated Shared Services	012 - Call Center Division	010.012.39903:Network Hardware	Mar-18	629,225.62	0.00	0.00	0.00	0.00	0.00	629,225.62
010 Atmos Regulated Shared Services	012 - Call Center Division	010.012.39906:PC Hardware	Mar-18	999,825.07	(350.93)	0.00	0.00	0.00	0.00	999,474.14
010 Atmos Regulated Shared Services	012 - Call Center Division	010.012.39907:PC Software	Mar-18	190,246.97	0.00	0.00	0.00	0.00	0.00	190,246.97
010 Atmos Regulated Shared Services	012 - Call Center Division	010.012.39908:Application Software	Mar-18	99,226,670.99	(6,377.55)	0.00	0.00	0.00	0.00	99,220,293.44
010 Atmos Regulated Shared Services	012 - Call Center Division	010.012.39910:CKV-Other Tang Equip	Mar-18	339,657.73	0.00	0.00	0.00	0.00	0.00	339,657.73
010 Atmos Regulated Shared Services	012 - Call Center Division	010.012.39916:CKV-PC Hardware	Mar-18	257,287.97	3,080.57	0.00	0.00	0.00	0.00	260,368.54
010 Atmos Regulated Shared Services	012 - Call Center Division	010.012.39917:CKV-PC Software	Mar-18	103,891.78	0.00	0.00	0.00	0.00	0.00	103,891.78
010 Atmos Regulated Shared Services	012 - Call Center Division	010.012.39918:CKV-Orth Tang Prop-App	Mar-18	20,560.16	0.00	0.00	0.00	0.00	0.00	20,560.16
050 Mid-States Division	009 - WKG Division	050.009.30100:Organization Grp	Mar-18	8,329.72	0.00	0.00	0.00	0.00	0.00	8,329.72
050 Mid-States Division	009 - WKG Division	050.009.30200:Franch & Consent Grp	Mar-18	119,852.69	0.00	0.00	0.00	0.00	0.00	119,852.69
050 Mid-States Division	009 - WKG Division	050.009.35010:Land	Mar-18	261,126.69	0.00	0.00	0.00	0.00	0.00	261,126.69
050 Mid-States Division	009 - WKG Division	050.009.35020:Rights-Of-Way	Mar-18	4,681.58	0.00	0.00	0.00	0.00	0.00	4,681.58
050 Mid-States Division	009 - WKG Division	050.009.35100:Structures And Improv	Mar-18	17,916.19	0.00	0.00	0.00	0.00	0.00	17,916.19
050 Mid-States Division	009 - WKG Division	050.009.35102:Compressor Station Eq	Mar-18	153,261.30	0.00	0.00	0.00	0.00	0.00	153,261.30
050 Mid-States Division	009 - WKG Division	050.009.35103:Measuring And Reg. St	Mar-18	23,138.38	0.00	0.00	0.00	0.00	0.00	23,138.38
050 Mid-States Division	009 - WKG Division	050.009.35104:Other Structures	Mar-18	137,442.53	0.00	0.00	0.00	0.00	0.00	137,442.53
050 Mid-States Division	009 - WKG Division	050.009.35200:Rights Of Way	Mar-18	8,352,191.23	[33.34]	0.00	0.00	0.00	0.00	8,352,191.23
050 Mid-States Division	009 - WKG Division	050.009.35201:Well Construction	Mar-18	1,699,998.54	0.00	0.00	0.00	0.00	0.00	1,699,998.54
050 Mid-States Division	009 - WKG Division	050.009.35202:Well Equipment	Mar-18	449,309.06	0.00	0.00	0.00	0.00	0.00	449,309.06
050 Mid-States Division	009 - WKG Division	050.009.35203:Cushion Gas Grp	Mar-18	1,694,832.96	0.00	0.00	0.00	0.00	0.00	1,694,832.96
050 Mid-States Division	009 - WKG Division	050.009.35210:Storage Leaseholds An	Mar-18	178,530.09	0.00	0.00	0.00	0.00	0.00	178,530.09
050 Mid-States Division	009 - WKG Division	050.009.35211:Storage Rights	Mar-18	54,614.27	0.00	0.00	0.00	0.00	0.00	54,614.27
050 Mid-States Division	009 - WKG Division	050.009.35301:Storage Field Lines	Mar-18	175,350.37	0.00	0.00	0.00	0.00	0.00	175,350.37
050 Mid-States Division	009 - WKG Division	050.009.35302:Storage Tributary Lin	Mar-18	209,318.90	0.00	0.00	0.00	0.00	0.00	209,318.90
050 Mid-States Division	009 - WKG Division	050.009.35400:Compressor Station Eq	Mar-18	923,446.05	0.00	0.00	0.00	0.00	0.00	923,446.05
050 Mid-States Division	009 - WKG Division	050.009.35500:Measuring and Regulat	Mar-18	273,084.38	0.00	0.00	0.00	0.00	0.00	273,084.38
050 Mid-States Division	009 - WKG Division	050.009.35600:Purification Equipmen	Mar-18	414,663.45	0.00	0.00	0.00	0.00	0.00	414,663.45
050 Mid-States Division	009 - WKG Division	050.009.36510:Land & Land Rights	Mar-18	26,970.37	0.00	0.00	0.00	0.00	0.00	26,970.37
050 Mid-States Division	00									

Company Id	Bus Segment Id	Depr Group Id	Gl Post Mo Yr	Begin Balance	Additions	Retirements	Transfers In	Transfers Out	Adjustment	End Balance
050 Mid-States Division	009 - WKG Division	050.009.39400:Tools Shop And Garage	Mar-18	3,297,028.21	16,879.46	0.00	0.00	0.00	0.00	3,313,907.67
050 Mid-States Division	009 - WKG Division	050.009.39600:Ditchers - Group	Mar-18	36,610.08	0.00	0.00	0.00	0.00	0.00	36,610.08
050 Mid-States Division	009 - WKG Division	050.009.39604:Backhoes - Group	Mar-18	62,747.29	0.00	0.00	0.00	0.00	0.00	62,747.29
050 Mid-States Division	009 - WKG Division	050.009.39605:Welders - Group	Mar-18	18,427.23	0.00	0.00	0.00	0.00	0.00	18,427.23
050 Mid-States Division	009 - WKG Division	050.009.39700:Communication Equipme	Mar-18	524,257.15	0.00	0.00	0.00	0.00	0.00	524,257.15
050 Mid-States Division	009 - WKG Division	050.009.39800:Miscellaneous Equipme	Mar-18	3,891,771.09	0.00	0.00	0.00	0.00	0.00	3,891,771.09
050 Mid-States Division	009 - WKG Division	050.009.39901:Servers Hardware	Mar-18	14,389.76	0.00	0.00	0.00	0.00	0.00	14,389.76
050 Mid-States Division	009 - WKG Division	050.009.39903:Network Hardware	Mar-18	134,598.86	0.00	0.00	0.00	0.00	0.00	134,598.86
050 Mid-States Division	009 - WKG Division	050.009.39906:Pc Hardware	Mar-18	957,182.62	109.04	0.00	0.00	0.00	0.00	957,291.66
050 Mid-States Division	009 - WKG Division	050.009.39908:Application Software	Mar-18	123,514.83	0.00	0.00	0.00	0.00	0.00	123,514.83
050 Mid-States Division	091 - Brentwood Division	050.091.30100:Organization Grp	Mar-18	185,309.27	0.00	0.00	0.00	0.00	0.00	185,309.27
050 Mid-States Division	091 - Brentwood Division	050.091.30300:Intangibles Grp	Mar-18	1,109,551.68	0.00	0.00	0.00	0.00	0.00	1,109,551.68
050 Mid-States Division	091 - Brentwood Division	050.091.39001:Struc - Frame Grp	Mar-18	179,338.52	0.00	0.00	0.00	0.00	0.00	179,338.52
050 Mid-States Division	091 - Brentwood Division	050.091.39004:Air Condit Equip Grp	Mar-18	15,385.91	0.00	0.00	0.00	0.00	0.00	15,385.91
050 Mid-States Division	091 - Brentwood Division	050.091.39009:Improve - Leased Grp	Mar-18	38,834.00	0.00	0.00	0.00	0.00	0.00	38,834.00
050 Mid-States Division	091 - Brentwood Division	050.091.39100:Office Furniture And	Mar-18	41,397.21	0.00	(2,787.88)	0.00	0.00	0.00	38,609.33
050 Mid-States Division	091 - Brentwood Division	050.091.39200:Transp Equip - Group	Mar-18	27,284.69	0.00	0.00	0.00	0.00	0.00	27,284.69
050 Mid-States Division	091 - Brentwood Division	050.091.39400:Tools Shop And Garage	Mar-18	175,867.44	0.00	0.00	0.00	0.00	0.00	175,867.44
050 Mid-States Division	091 - Brentwood Division	050.091.39600:Power Op Equip-Group	Mar-18	20,515.69	0.00	0.00	0.00	0.00	0.00	20,515.69
050 Mid-States Division	091 - Brentwood Division	050.091.39700:Communication Equipme	Mar-18	37,541.00	0.00	0.00	0.00	0.00	0.00	37,541.00
050 Mid-States Division	091 - Brentwood Division	050.091.39800:Miscellaneous Equipme	Mar-18	814,166.88	0.00	0.00	0.00	0.00	0.00	814,166.88
050 Mid-States Division	091 - Brentwood Division	050.091.39906:Pc Hardware	Mar-18	70,177.67	0.00	0.00	0.00	0.00	0.00	70,177.67
050 Mid-States Division	091 - Brentwood Division	050.091.39907:Pc Software	Mar-18	78,098.24	174.05	0.00	0.00	0.00	0.00	78,272.29
050 Mid-States Division	091 - Brentwood Division	050.091.39908:Application Software	Mar-18	828,509.36	0.00	0.00	0.00	0.00	0.00	828,509.36
010 Atmos Regulated Shared Services	002 - Dallas Atmos Rate Division	010.002.39000:Structure & Improv	Apr-18	1,411,389.93	0.00	0.00	0.00	0.00	0.00	1,411,389.93
010 Atmos Regulated Shared Services	002 - Dallas Atmos Rate Division	010.002.39005:Structure & Improv	Apr-18	9,187,184.27	0.00	0.00	0.00	0.00	0.00	9,187,184.27
010 Atmos Regulated Shared Services	002 - Dallas Atmos Rate Division	010.002.39009:Improvements - Leased	Apr-18	9,316,001.18	0.00	0.00	0.00	0.00	0.00	9,316,001.18
010 Atmos Regulated Shared Services	002 - Dallas Atmos Rate Division	010.002.39029:Improv-Leased AEAM	Apr-18	0.00	1,815.20	0.00	0.00	0.00	0.00	1,815.20
010 Atmos Regulated Shared Services	002 - Dallas Atmos Rate Division	010.002.39100:Office Furniture And	Apr-18	5,117,827.93	5,819.20	0.00	0.00	0.00	0.00	5,123,647.60
010 Atmos Regulated Shared Services	002 - Dallas Atmos Rate Division	010.002.39104:Office Furn. & Equip	Apr-18	71,036.47	0.00	0.00	0.00	0.00	0.00	71,036.47
010 Atmos Regulated Shared Services	002 - Dallas Atmos Rate Division	010.002.39120:Off Furn & Equip-AEAM	Apr-18	263,337.89	0.00	0.00	0.00	0.00	0.00	263,337.89
010 Atmos Regulated Shared Services	002 - Dallas Atmos Rate Division	010.002.39200:Transportation Equipm	Apr-18	7,125.41	0.00	0.00	0.00	0.00	0.00	7,125.41
010 Atmos Regulated Shared Services	002 - Dallas Atmos Rate Division	010.002.39400:Tools Shop And Garage	Apr-18	76,071.34	0.00	0.00	0.00	0.00	0.00	76,071.34
010 Atmos Regulated Shared Services	002 - Dallas Atmos Rate Division	010.002.39700:Communication Equipme	Apr-18	1,039,344.41	0.00	0.00	0.00	0.00	0.00	1,039,344.41
010 Atmos Regulated Shared Services	002 - Dallas Atmos Rate Division	010.002.39720:Commun Equip AEAM	Apr-18	8,824.34	0.00	0.00	0.00	0.00	0.00	8,824.34
010 Atmos Regulated Shared Services	002 - Dallas Atmos Rate Division	010.002.39800:Miscellaneous Equipme	Apr-18	136,509.52	0.00	0.00	0.00	0.00	0.00	136,509.52
010 Atmos Regulated Shared Services	002 - Dallas Atmos Rate Division	010.002.39820:Misc Equip - AEAM	Apr-18	7,388.39	0.00	0.00	0.00	0.00	0.00	7,388.39
010 Atmos Regulated Shared Services	002 - Dallas Atmos Rate Division	010.002.39900:Other Tangible Equipm	Apr-18	162,225.67	0.00	0.00	0.00	0.00	0.00	162,225.67
010 Atmos Regulated Shared Services	002 - Dallas Atmos Rate Division	010.002.39901:Servers-Hardware	Apr-18	37,003,945.94	0.00	0.00	0.00	0.00	0.00	37,003,945.94
010 Atmos Regulated Shared Services	002 - Dallas Atmos Rate Division	010.002.39902:Servers-Software	Apr-18	19,021,549.82	0.00	0.00	0.00	0.00	0.00	19,021,549.82
010 Atmos Regulated Shared Services	002 - Dallas Atmos Rate Division	010.002.39903:Network Hardware	Apr-18	3,548,953.23	0.00	0.00	0.00	0.00	0.00	3,548,953.23
010 Atmos Regulated Shared Services	002 - Dallas Atmos Rate Division	010.002.39906:Pc Hardware	Apr-18	2,459,634.08	0.00	0.00	0.00	0.00	0.00	2,459,634.08
010 Atmos Regulated Shared Services	002 - Dallas Atmos Rate Division	010.002.39907:Pc Software	Apr-18	1,473,265.00	16,402.86	0.00	0.00	0.00	0.00	1,489,667.96
010 Atmos Regulated Shared Services	002 - Dallas Atmos Rate Division	010.002.39908:Application Software	Apr-18	67,252,697.50	(5,702.06)	0.00	0.00	0.00	0.00	67,246,995.44
010 Atmos Regulated Shared Services	002 - Dallas Atmos Rate Division	010.002.39909:Mainframe Software	Apr-18	39,251.62	0.00	0.00	0.00	0.00	0.00	39,251.62
010 Atmos Regulated Shared Services	002 - Dallas Atmos Rate Division	010.002.39921:Servers-Hardware-AEAM	Apr-18	1,628,899.91	0.00	0.00	0.00	0.00	0.00	1,628,899.91
010 Atmos Regulated Shared Services	002 - Dallas Atmos Rate Division	010.002.39922:Servers-Software-AEAM	Apr-18	961,255.64	0.00	0.00	0.00	0.00	0.00	961,255.64
010 Atmos Regulated Shared Services	002 - Dallas Atmos Rate Division	010.002.39923:Network Hardware-AEAM	Apr-18	60,170.36	0.00	0.00	0.00	0.00	0.00	60,170.36
010 Atmos Regulated Shared Services	002 - Dallas Atmos Rate Division	010.002.39926:Pc Hardware-AEAM	Apr-18	314,379.42	0.00	0.00	0.00	0.00	0.00	314,379.42
010 Atmos Regulated Shared Services	002 - Dallas Atmos Rate Division	010.002.39928:Application SW-AEAM	Apr-18	20,876,079.51	7,215.99	0.00	0.00	0.00	0.00	20,883,295.50
010 Atmos Regulated Shared Services	002 - Dallas Atmos Rate Division	010.002.39931:ALGH Servers-Hardware	Apr-18	297,266.61	0.00	0.00	0.00	0.00	0.00	297,266.61
010 Atmos Regulated Shared Services	002 - Dallas Atmos Rate Division	010.002.39932:ALGN Servers-Software	Apr-18	345,729.64	0.00	0.00	0.00	0.00	0.00	345,729.64
010 Atmos Regulated Shared Services	002 - Dallas Atmos Rate Division	010.002.39938:ALGN-Application SW	Apr-18	17,739,511.96	0.00	0.00	0.00	0.00	0.00	17,739,511.96
010 Atmos Regulated Shared Services	012 - Call Center Division	010.012.38900:Land	Apr-18	2,874,239.86	0.00	0.00	0.00	0.00	0.00	2,874,239.86
010 Atmos Regulated Shared Services	012 - Call Center Division	010.012.38910:CRV Land&Land Rights	Apr-18	1,886,442.92	0.00	0.00	0.00	0.00	0.00	1,886,442.92
010 Atmos Regulated Shared Services	012 - Call Center Division	010.012.39000:Structure & Improv	Apr-18	12,669,002.61	0.00	0.00	0.00	0.00	0.00	12,669,002.61
010 Atmos Regulated Shared Services	012 - Call Center Division	010.012.39009:Improvements - Leased	Apr-18	2,820,613.55	0.00	0.00	0.00	0.00	0.00	2,820,613.55
010 Atmos Regulated Shared Services	012 - Call Center Division	010.012.39010:CRV-Struct & Improv	Apr-18	12,305,840.00	0.00	0.00	0.00	0.00	0.00	12,305,840.00
010 Atmos Regulated Shared Services	012 - Call Center Division	010.012.39100:Office Furniture And	Apr-18	2,376,524.13	0.00	0.00	0.00	0.00	0.00	2,376,524.13
010 Atmos Regulated Shared Services	012 - Call Center Division	010.012.39110:CRV-Office Furn & Eq	Apr-18	389,797.87	0.00	0.00	0.00	0.00	0.00	389,797.87
010 Atmos Regulated Shared Services	012 - Call Center Division	010.012.39210:CRV-Transportation Eq	Apr-18	96,290.22	0.00	0.00	0.00	0.00	0.00	96,290.22
010 Atmos Regulated Shared Services	012 - Call Center Division	010.012.39410:CRV-Tools Shop Garage	Apr-18	402,176.59	0.00	0.00	0.00	0.00	0.00	402,176.59
010 Atmos Regulated Shared Services	012 - Call Center Division	010.012.39510:CRV-Laboratory Equip	Apr-18	23,632.07	0.00	0.00	0.00	0.00	0.00	23,632.07
010 Atmos Regulated Shared Services	012 - Call Center Division	010.012.39700:Communication Equipme	Apr-18	1,913,117.11	0.00	0.00	0.00	0.00	0.00	1,913,117.11
010 Atmos Regulated Shared Services	012 - Call Center Division	010.012.39710:CRV-Commun Equip	Apr-18	291,500.62	0.00	0.00	0.00	0.00	0.00	291,500.62
010 Atmos Regulated Shared Services	012 - Call Center Division	010.012.39800:Miscellaneous Equipme	Apr-18	70,015.66	0.00	0.00	0.00	0.00	0.00	70,015.66
010 Atmos Regulated Shared Services	012 - Call Center Division	010.012.39810:CRV-Misc Equipment	Apr-18	509,282.85	0.00	0.00	0.00	0.00	0.00	509,282.85
010 Atmos Regulated Shared Services	012 - Call Center Division	010.012.39900:Other Tangible Equipm	Apr-18	629,166.46	0.00	0.00	0.00	0.00	0.00	629,166.46
010 Atmos Regulated Shared Services	012 - Call Center Division	010.012.39901:Servers-Hardware	Apr-18	10,343,248.64	0.00	0.00	0.00	0.00	0.00	10,343,248.64
010 Atmos Regulated Shared Services	012 - Call Center Division	010.012.39902:Servers-Software	Apr-18	2,023,936.45	0.00	0.00	0.00	0.00	0.00	2,023,936.45
010 Atmos Regulated Shared Services	012 - Call Center Division	010.012.39903:Network Hardware	Apr-18	629,225.62	0.00	0.00	0.00	0.00	0.00	629,225.62
010 Atmos Regulated Shared Services	012 - Call Center Division	010.012.39906:Pc Hardware	Apr-18	999,474.14	0.00	0.00	0.00	0.00	0.00	999,474.14
010 Atmos Regulated Shared Services	012 - Call Center Division	010.012.39907:Pc Software	Apr-18	190,246.97	0.00	0.00	0.00	0.00	0.00	190,246.97
010 Atmos Regulated Shared Services	012 - Call Center Division	010.012.39908:Application Software	Apr-18	90,220,293.44	(72.09)	0.00	0.00	0.00	0.00	90,220,221.35
010 Atmos Regulated Shared Services	012 - Call Center Division	010.012.39910:CRV-Other Tang Equip	Apr-18	338,657.73	0.00	0.00	0.00	0.00	0.00	338,657.73
010 Atmos Regulated Shared Services	012 - Call Center Division	010.012.39916:CRV-Pc Hardware	Apr-18	260,318.54	0.00	0.00	0.00	0.00	0.00	260,318.54
010 Atmos Regulated Shared Services	012 - Call Center Division	010.012.39917:CRV-Pc Software	Apr-18	103,891.78	0.00	0.00	0.00	0.00	0.00	103,891.78
010 Atmos Regulated Shared Services	012 - Call Center Division	010.012.39918:CRV-Off Tang Prop-App	Apr-18	20,560.16	0.00	0.00	0.00	0.00	0.00	20,560.16
050 Mid-States Division	009 - WKG Division	050.009.30100:Organization Grp	Apr-18	8,329.72	0.00	0.00	0.00	0.00	0.00	8,329.72
050 Mid-States Division	009 - WKG Division	050.009.30200:Franch & Consent Grp	Apr-18	119,852.69	0.00	0.00	0.00	0.00	0.00	119,852.69
050 Mid-States Division										

Company Id	Bus Segment Id	Depr Group Id	GI Post Mo Yr	Begin Balance	Additions	Retirements	Transfers In	Transfers Out	Adjustment	End Balance
050 Mid-States Division	009 - WKG Division	050.009.37692:Main - Plastic	Apr-18	106,947,705.94	1,452,966.53	(964.44)	0.00	0.00	0.00	108,395,208.03
050 Mid-States Division	009 - WKG Division	050.009.37800:Meas. And Reg. Sta. E	Apr-18	13,812,183.26	1,757,034.55	0.00	0.00	0.00	0.00	15,569,217.81
050 Mid-States Division	009 - WKG Division	050.009.37900:Meas & Reg Station Eq	Apr-18	4,169,011.27	0.00	0.00	0.00	0.00	0.00	4,169,011.27
050 Mid-States Division	009 - WKG Division	050.009.37920:Meas & Reg Sta Eq - C	Apr-18	1,652,258.54	0.00	0.00	0.00	0.00	0.00	1,652,258.54
050 Mid-States Division	009 - WKG Division	050.009.38000:Services	Apr-18	122,026,592.70	1,275,339.51	(59,073.06)	0.00	0.00	0.00	123,344,859.15
050 Mid-States Division	009 - WKG Division	050.009.38100:Meters	Apr-18	32,387,266.51	153,399.04	0.00	0.00	0.00	0.00	32,740,665.95
050 Mid-States Division	009 - WKG Division	050.009.38200:Meter Installations	Apr-18	55,498,530.75	107,423.57	0.00	0.00	0.00	0.00	55,605,954.32
050 Mid-States Division	009 - WKG Division	050.009.38300:House Regulators	Apr-18	11,151,758.40	10,416.96	0.00	0.00	0.00	0.00	11,162,175.36
050 Mid-States Division	009 - WKG Division	050.009.38400:House Regulator Insta	Apr-18	210,380.57	690.44	0.00	0.00	0.00	0.00	211,071.01
050 Mid-States Division	009 - WKG Division	050.009.38500:Industrial Measuring	Apr-18	5,180,597.46	5,156.89	0.00	0.00	0.00	0.00	5,185,754.35
050 Mid-States Division	009 - WKG Division	050.009.38900:Land & Land Rights	Apr-18	1,211,697.30	0.00	0.00	0.00	0.00	0.00	1,211,697.30
050 Mid-States Division	009 - WKG Division	050.009.39000:Structure & Improv	Apr-18	7,209,780.63	0.00	0.00	0.00	0.00	0.00	7,209,780.63
050 Mid-States Division	009 - WKG Division	050.009.39002:Structure-Brick Grp	Apr-18	173,114.85	0.00	0.00	0.00	0.00	0.00	173,114.85
050 Mid-States Division	009 - WKG Division	050.009.39003:Improvements Grp	Apr-18	709,199.18	0.00	0.00	0.00	0.00	0.00	709,199.18
050 Mid-States Division	009 - WKG Division	050.009.39004:Air Condition Eq Grp	Apr-18	12,954.74	0.00	0.00	0.00	0.00	0.00	12,954.74
050 Mid-States Division	009 - WKG Division	050.009.39009:Improvement-Leased Grp	Apr-18	1,246,194.18	0.00	0.00	0.00	0.00	0.00	1,246,194.18
050 Mid-States Division	009 - WKG Division	050.009.39100:Office Furniture And	Apr-18	1,749,085.61	0.00	0.00	0.00	0.00	0.00	1,749,085.61
050 Mid-States Division	009 - WKG Division	050.009.39200:Transp Equip-Group	Apr-18	220,996.90	0.00	0.00	0.00	0.00	0.00	220,996.90
050 Mid-States Division	009 - WKG Division	050.009.39400:Tools Shop And Garage	Apr-18	3,313,902.67	91,581.69	0.00	0.00	0.00	0.00	3,405,484.36
050 Mid-States Division	009 - WKG Division	050.009.39603:Ditchers - Group	Apr-18	39,610.08	0.00	0.00	0.00	0.00	0.00	39,610.08
050 Mid-States Division	009 - WKG Division	050.009.39604:Backhoes - Group	Apr-18	62,747.29	0.00	0.00	0.00	0.00	0.00	62,747.29
050 Mid-States Division	009 - WKG Division	050.009.39605:Welders - Group	Apr-18	19,427.23	0.00	0.00	0.00	0.00	0.00	19,427.23
050 Mid-States Division	009 - WKG Division	050.009.39700:Communication Equipme	Apr-18	524,257.15	0.00	0.00	0.00	0.00	0.00	524,257.15
050 Mid-States Division	009 - WKG Division	050.009.39800:Miscellaneous Equipme	Apr-18	3,891,771.09	0.00	0.00	0.00	0.00	0.00	3,891,771.09
050 Mid-States Division	009 - WKG Division	050.009.39901:Servers Hardware	Apr-18	14,389.76	0.00	0.00	0.00	0.00	0.00	14,389.76
050 Mid-States Division	009 - WKG Division	050.009.39903:Network Hardware	Apr-18	134,598.86	0.00	0.00	0.00	0.00	0.00	134,598.86
050 Mid-States Division	009 - WKG Division	050.009.39906:Pc Hardware	Apr-18	957,291.66	0.00	0.00	0.00	0.00	0.00	957,291.66
050 Mid-States Division	009 - WKG Division	050.009.39908:Application Software	Apr-18	123,514.83	0.00	0.00	0.00	0.00	0.00	123,514.83
050 Mid-States Division	091 - Brentwood Division	050.091.30100:Organization Grp	Apr-18	185,309.27	0.00	0.00	0.00	0.00	0.00	185,309.27
050 Mid-States Division	091 - Brentwood Division	050.091.30300:Intangibles Grp	Apr-18	1,109,551.68	0.00	0.00	0.00	0.00	0.00	1,109,551.68
050 Mid-States Division	091 - Brentwood Division	050.091.39001:Struc - Frame Grp	Apr-18	179,338.52	0.00	0.00	0.00	0.00	0.00	179,338.52
050 Mid-States Division	091 - Brentwood Division	050.091.39004:Air Condit Equip Grp	Apr-18	15,383.91	0.00	0.00	0.00	0.00	0.00	15,383.91
050 Mid-States Division	091 - Brentwood Division	050.091.39009:Improvement - Leased Grp	Apr-18	38,834.00	0.00	0.00	0.00	0.00	0.00	38,834.00
050 Mid-States Division	091 - Brentwood Division	050.091.39100:Office Furniture And	Apr-18	38,609.33	0.00	0.00	0.00	0.00	0.00	38,609.33
050 Mid-States Division	091 - Brentwood Division	050.091.39200:Transp Equip- Group	Apr-18	27,284.69	0.00	0.00	0.00	0.00	0.00	27,284.69
050 Mid-States Division	091 - Brentwood Division	050.091.39400:Tools Shop And Garage	Apr-18	175,867.44	0.00	0.00	0.00	0.00	0.00	175,867.44
050 Mid-States Division	091 - Brentwood Division	050.091.39600:Power Op Equip-Group	Apr-18	20,515.69	0.00	0.00	0.00	0.00	0.00	20,515.69
050 Mid-States Division	091 - Brentwood Division	050.091.39700:Communication Equipme	Apr-18	37,541.00	0.00	0.00	0.00	0.00	0.00	37,541.00
050 Mid-States Division	091 - Brentwood Division	050.091.39800:Miscellaneous Equipme	Apr-18	814,166.88	0.00	0.00	0.00	0.00	0.00	814,166.88
050 Mid-States Division	091 - Brentwood Division	050.091.39906:Pc Hardware	Apr-18	70,177.67	0.00	0.00	0.00	0.00	0.00	70,177.67
050 Mid-States Division	091 - Brentwood Division	050.091.39907:Pc Software	Apr-18	78,273.29	0.00	0.00	0.00	0.00	0.00	78,273.29
050 Mid-States Division	091 - Brentwood Division	050.091.39908:Application Software	Apr-18	828,509.36	0.00	0.00	0.00	0.00	0.00	828,509.36
010 Atmos Regulated Shared Services	002 - Dallas Atmos Rate Division	010.002.39000:Structure & Improv	May-18	1,411,389.93	0.00	0.00	0.00	0.00	(42.30)	1,411,389.93
010 Atmos Regulated Shared Services	002 - Dallas Atmos Rate Division	010.002.39003:Structure & Improv	May-18	9,187,184.27	0.00	0.00	0.00	0.00	0.00	9,187,184.27
010 Atmos Regulated Shared Services	002 - Dallas Atmos Rate Division	010.002.39009:Improvements - Leased	May-18	9,316,001.18	0.00	0.00	0.00	0.00	0.00	9,316,001.18
010 Atmos Regulated Shared Services	002 - Dallas Atmos Rate Division	010.002.39023:Improv-Leased AEAM	May-18	1,815.20	0.00	0.00	0.00	0.00	0.00	1,815.20
010 Atmos Regulated Shared Services	002 - Dallas Atmos Rate Division	010.002.39100:Office Furniture And	May-18	5,123,447.60	0.00	0.00	0.00	0.00	0.00	5,123,447.60
010 Atmos Regulated Shared Services	002 - Dallas Atmos Rate Division	010.002.39104:Office Furn. & Equip	May-18	71,036.47	0.00	0.00	0.00	0.00	0.00	71,036.47
010 Atmos Regulated Shared Services	002 - Dallas Atmos Rate Division	010.002.39120:Off Furn & Equip-AEAM	May-18	263,337.89	0.00	0.00	0.00	0.00	0.00	263,337.89
010 Atmos Regulated Shared Services	002 - Dallas Atmos Rate Division	010.002.39200:Transportation Equipm	May-18	7,125.41	0.00	0.00	0.00	0.00	0.00	7,125.41
010 Atmos Regulated Shared Services	002 - Dallas Atmos Rate Division	010.002.39400:Tools Shop And Garage	May-18	76,071.34	0.00	0.00	0.00	0.00	0.00	76,071.34
010 Atmos Regulated Shared Services	002 - Dallas Atmos Rate Division	010.002.39700:Communication Equipme	May-18	1,039,344.41	0.00	0.00	0.00	0.00	0.00	1,039,344.41
010 Atmos Regulated Shared Services	002 - Dallas Atmos Rate Division	010.002.39720:Commun Equip AEAM	May-18	8,824.34	0.00	0.00	0.00	0.00	0.00	8,824.34
010 Atmos Regulated Shared Services	002 - Dallas Atmos Rate Division	010.002.39800:Miscellaneous Equipme	May-18	136,509.52	0.00	0.00	0.00	0.00	0.00	136,509.52
010 Atmos Regulated Shared Services	002 - Dallas Atmos Rate Division	010.002.39820:Misc Equip - AEAM	May-18	7,388.39	0.00	0.00	0.00	0.00	0.00	7,388.39
010 Atmos Regulated Shared Services	002 - Dallas Atmos Rate Division	010.002.39900:Other Tangible Equipm	May-18	162,225.67	0.00	0.00	42.30	0.00	0.00	162,267.97
010 Atmos Regulated Shared Services	002 - Dallas Atmos Rate Division	010.002.39901:Servers-Hardware	May-18	37,003,945.94	0.00	0.00	0.00	0.00	0.00	37,003,945.94
010 Atmos Regulated Shared Services	002 - Dallas Atmos Rate Division	010.002.39902:Servers-Software	May-18	19,021,549.82	0.00	0.00	0.00	0.00	0.00	19,021,549.82
010 Atmos Regulated Shared Services	002 - Dallas Atmos Rate Division	010.002.39903:Network Hardware	May-18	3,548,953.23	0.00	0.00	0.00	0.00	0.00	3,548,953.23
010 Atmos Regulated Shared Services	002 - Dallas Atmos Rate Division	010.002.39906:Pc Hardware	May-18	2,459,634.08	12,672.79	0.00	0.00	0.00	0.00	2,472,306.87
010 Atmos Regulated Shared Services	002 - Dallas Atmos Rate Division	010.002.39907:Pc Software	May-18	1,489,667.96	0.00	0.00	0.00	0.00	0.00	1,489,667.96
010 Atmos Regulated Shared Services	002 - Dallas Atmos Rate Division	010.002.39908:Application Software	May-18	67,246,995.44	(164.01)	0.00	0.00	0.00	0.00	67,246,831.43
010 Atmos Regulated Shared Services	002 - Dallas Atmos Rate Division	010.002.39909:Mainframe Software	May-18	39,251.62	0.00	0.00	0.00	0.00	0.00	39,251.62
010 Atmos Regulated Shared Services	002 - Dallas Atmos Rate Division	010.002.39921:Servers-Hardware-AEAM	May-18	1,628,899.91	0.00	0.00	0.00	0.00	0.00	1,628,899.91
010 Atmos Regulated Shared Services	002 - Dallas Atmos Rate Division	010.002.39922:Servers-Software-AEAM	May-18	961,255.64	0.00	0.00	0.00	0.00	0.00	961,255.64
010 Atmos Regulated Shared Services	002 - Dallas Atmos Rate Division	010.002.39923:Network Hardware-AEAM	May-18	60,170.36	0.00	0.00	0.00	0.00	0.00	60,170.36
010 Atmos Regulated Shared Services	002 - Dallas Atmos Rate Division	010.002.39926:Pc Hardware-AEAM	May-18	314,379.42	0.00	0.00	0.00	0.00	0.00	314,379.42
010 Atmos Regulated Shared Services	002 - Dallas Atmos Rate Division	010.002.39928:Application SW-AEAM	May-18	20,683,295.50	0.00	0.00	0.00	0.00	0.00	20,683,295.50
010 Atmos Regulated Shared Services	002 - Dallas Atmos Rate Division	010.002.39931:ALGN-Servers-Hardware	May-18	297,266.61	0.00	0.00	0.00	0.00	0.00	297,266.61
010 Atmos Regulated Shared Services	002 - Dallas Atmos Rate Division	010.002.39932:ALGN-Servers-Software	May-18	345,729.64	0.00	0.00	0.00	0.00	0.00	345,729.64
010 Atmos Regulated Shared Services	002 - Dallas Atmos Rate Division	010.002.39938:ALGN-Application SW	May-18	17,739,511.96	0.00	0.00	0.00	0.00	0.00	17,739,511.96
010 Atmos Regulated Shared Services	012 - Call Center Division	010.012.38900:Land	May-18	2,874,239.86	0.00	0.00	0.00	0.00	0.00	2,874,239.86
010 Atmos Regulated Shared Services	012 - Call Center Division	010.012.38910:CKV Land&Land Rights	May-18	1,886,442.92	0.00	0.00	0.00	0.00	0.00	1,886,442.92
010 Atmos Regulated Shared Services	012 - Call Center Division	010.012.39000:Structure & Improv	May-18	12,669,002.61	0.00	0.00	0.00	0.00	0.00	12,669,002.61
010 Atmos Regulated Shared Services	012 - Call Center Division	010.012.39009:Improvements - Leased	May-18	2,820,613.55	0.00	0.00	0.00	0.00	0.00	2,820,613.55
010 Atmos Regulated Shared Services	012 - Call Center Division	010.012.39010:CKV-Struct & Improv	May-18	12,305,840.00	0.00	0.00	0.00	0.00	0.00	12,305,840.00
010 Atmos Regulated Shared Services	012 - Call Center Division	010.012.39100:Office Furniture And	May-18	2,376,524.13	0.00	0.00	0.00	0.00	0.00	2,376,524.13
010 Atmos Regulated Shared Services	012 - Call Center Division	010.012.39110:CKV-Office Furn & Eq	May-18	389,797.87	0.00	0.00	0.00	0.00	0.00	389,797.87
010 Atmos Regulated Shared Services	012 - Call Center Division	010.012.39210:CKV-Transportation Eq	May-18	96,290.22	0.00	0.00	0.00	0.00	0.00	96,290.22
010 Atmos Regulated Shared Services	012 - Call Center Division	010.012.39410:CKV-Tools Shop Garage	May-18	402,176.						

Company Id	Bus Segment Id	Depr Group Id	Gl Post Mo Yr	Begin Balance	Additons	Retirements	Transfers In	Transfers Out	Adjustment	End Balance
050 Mid-States Division	009 - WKG Division	050.009.36510:Land & Land Rights	May-18	26,970.37	0.00	0.00	0.00	0.00	0.00	26,970.37
050 Mid-States Division	009 - WKG Division	050.009.36520:Rights-Of-Way	May-18	867,772.00	0.00	0.00	0.00	0.00	0.00	867,772.00
050 Mid-States Division	009 - WKG Division	050.009.36602:Meas. & Reg. Sta. Str	May-18	49,001.72	0.00	0.00	0.00	0.00	0.00	49,001.72
050 Mid-States Division	009 - WKG Division	050.009.36603:Other Structures	May-18	60,826.29	0.00	0.00	0.00	0.00	0.00	60,826.29
050 Mid-States Division	009 - WKG Division	050.009.36700:Mains - Catholic Prot	May-18	139,637.68	0.00	0.00	0.00	0.00	0.00	139,637.68
050 Mid-States Division	009 - WKG Division	050.009.36701:Mains - Steel	May-18	27,187,106.44	0.00	0.00	0.00	0.00	0.00	27,187,106.44
050 Mid-States Division	009 - WKG Division	050.009.36900:Measuring And Reg. St	May-18	731,466.64	0.00	0.00	0.00	0.00	0.00	731,466.64
050 Mid-States Division	009 - WKG Division	050.009.36901:Measuring And Reg. St	May-18	2,269,555.91	0.00	0.00	0.00	0.00	0.00	2,269,555.91
050 Mid-States Division	009 - WKG Division	050.009.37400:Land & Land Right Grp	May-18	531,168.79	0.00	0.00	0.00	0.00	0.00	531,168.79
050 Mid-States Division	009 - WKG Division	050.009.37401:Land	May-18	37,326.42	0.00	0.00	0.00	0.00	0.00	37,326.42
050 Mid-States Division	009 - WKG Division	050.009.37402:Land Rights	May-18	2,847,044.50	16.60	0.00	0.00	0.00	0.00	2,847,061.10
050 Mid-States Division	009 - WKG Division	050.009.37403:Land Other	May-18	2,783.89	0.00	0.00	0.00	0.00	0.00	2,783.89
050 Mid-States Division	009 - WKG Division	050.009.37500:Structures & Improvem	May-18	336,167.54	0.00	0.00	0.00	0.00	0.00	336,167.54
050 Mid-States Division	009 - WKG Division	050.009.37501:Struct. & Improv. - T	May-18	99,818.13	0.00	0.00	0.00	0.00	0.00	99,818.13
050 Mid-States Division	009 - WKG Division	050.009.37502:Land Rights	May-18	46,264.19	0.00	0.00	0.00	0.00	0.00	46,264.19
050 Mid-States Division	009 - WKG Division	050.009.37503:Improvements	May-18	4,005.08	0.00	0.00	0.00	0.00	0.00	4,005.08
050 Mid-States Division	009 - WKG Division	050.009.37600:Mains - Catholic Prot	May-18	20,920,831.02	19,987.05	(23,261.04)	0.00	0.00	0.00	20,917,457.03
050 Mid-States Division	009 - WKG Division	050.009.37601:Mains - Steel	May-18	150,016,034.18	1,213,485.37	(5,589.52)	0.00	0.00	0.00	151,223,930.03
050 Mid-States Division	009 - WKG Division	050.009.37602:Mains - Plastic	May-18	108,399,208.03	259,966.86	(117.47)	0.00	0.00	0.00	108,659,057.42
050 Mid-States Division	009 - WKG Division	050.009.37800:Meas. And Reg. Sta, E	May-18	15,569,217.81	20,182.86	0.00	0.00	0.00	0.00	15,589,400.67
050 Mid-States Division	009 - WKG Division	050.009.37900:Meas & Reg Station Eq	May-18	4,169,011.27	0.00	0.00	0.00	0.00	0.00	4,169,011.27
050 Mid-States Division	009 - WKG Division	050.009.37905:Meas & Reg Sta Eq - C	May-18	1,652,258.54	0.00	0.00	0.00	0.00	0.00	1,652,258.54
050 Mid-States Division	009 - WKG Division	050.009.38000:Services	May-18	123,344,659.15	1,337,656.16	(58,143.90)	0.00	0.00	0.00	123,624,371.41
050 Mid-States Division	009 - WKG Division	050.009.38100:Meters	May-18	32,740,659.95	215,656.04	(20,329.18)	0.00	0.00	0.00	32,955,986.81
050 Mid-States Division	009 - WKG Division	050.009.38200:Meter Installations	May-18	55,605,954.32	155,147.35	(44,427.89)	0.00	0.00	0.00	55,716,673.78
050 Mid-States Division	009 - WKG Division	050.009.38300:House Regulators	May-18	11,162,177.36	37,393.83	0.00	0.00	0.00	0.00	11,199,571.19
050 Mid-States Division	009 - WKG Division	050.009.38400:House Regulator Insta	May-18	211,071.01	1,114.00	0.00	0.00	0.00	0.00	212,185.01
050 Mid-States Division	009 - WKG Division	050.009.38500:Industrial Measuring	May-18	5,185,754.35	4,660.41	0.00	0.00	0.00	0.00	5,190,414.76
050 Mid-States Division	009 - WKG Division	050.009.38900:Land & Land Rights	May-18	1,211,697.30	0.00	0.00	0.00	0.00	0.00	1,211,697.30
050 Mid-States Division	009 - WKG Division	050.009.39000:Structure & Improv	May-18	7,209,780.63	14,484.58	0.00	0.00	0.00	0.00	7,224,215.21
050 Mid-States Division	009 - WKG Division	050.009.39002:Structure-Brick Grp	May-18	173,114.85	0.00	0.00	0.00	0.00	0.00	173,114.85
050 Mid-States Division	009 - WKG Division	050.009.39003:Improvements Grp	May-18	709,199.18	0.00	0.00	0.00	0.00	0.00	709,199.18
050 Mid-States Division	009 - WKG Division	050.009.39004:Air Condition Eq Grp	May-18	12,954.74	0.00	0.00	0.00	0.00	0.00	12,954.74
050 Mid-States Division	009 - WKG Division	050.009.39009:Improvement-Leased Grp	May-18	1,246,194.18	0.00	0.00	0.00	0.00	0.00	1,246,194.18
050 Mid-States Division	009 - WKG Division	050.009.39100:Office Furniture And	May-18	1,749,085.61	21,386.16	0.00	0.00	0.00	0.00	1,770,471.77
050 Mid-States Division	009 - WKG Division	050.009.39200:Transp Equip-Group	May-18	220,986.90	0.00	0.00	0.00	0.00	0.00	220,986.90
050 Mid-States Division	009 - WKG Division	050.009.39400:Tools Shop And Garage	May-18	3,405,484.36	2,293.68	0.00	0.00	0.00	0.00	3,407,778.04
050 Mid-States Division	009 - WKG Division	050.009.39503:Ditchers - Group	May-18	39,610.08	0.00	0.00	0.00	0.00	0.00	39,610.08
050 Mid-States Division	009 - WKG Division	050.009.39600:Backhoes - Group	May-18	62,747.29	0.00	0.00	0.00	0.00	0.00	62,747.29
050 Mid-States Division	009 - WKG Division	050.009.39605:Welders - Group	May-18	19,427.23	0.00	0.00	0.00	0.00	0.00	19,427.23
050 Mid-States Division	009 - WKG Division	050.009.39700:Communication Equipme	May-18	524,257.15	0.00	0.00	0.00	0.00	0.00	524,257.15
050 Mid-States Division	009 - WKG Division	050.009.39800:Miscellaneous Equipme	May-18	3,891,771.09	0.00	0.00	0.00	0.00	0.00	3,891,771.09
050 Mid-States Division	009 - WKG Division	050.009.39901:Servers Hardware	May-18	14,389.76	0.00	0.00	0.00	0.00	0.00	14,389.76
050 Mid-States Division	009 - WKG Division	050.009.39903:Network Hardware	May-18	134,598.86	0.00	0.00	0.00	0.00	0.00	134,598.86
050 Mid-States Division	009 - WKG Division	050.009.39906:Pc Hardware	May-18	957,291.66	0.00	0.00	0.00	0.00	0.00	957,291.66
050 Mid-States Division	009 - WKG Division	050.009.39908:Application Software	May-18	123,514.83	0.00	0.00	0.00	0.00	0.00	123,514.83
050 Mid-States Division	091 - Brentwood Division	050.091.30100:Organization Grp	May-18	185,309.27	0.00	0.00	0.00	0.00	0.00	185,309.27
050 Mid-States Division	091 - Brentwood Division	050.091.30300:Intangibles Grp	May-18	1,109,551.68	0.00	0.00	0.00	0.00	0.00	1,109,551.68
050 Mid-States Division	091 - Brentwood Division	050.091.30001:Struc - Frame Grp	May-18	179,338.52	0.00	0.00	0.00	0.00	0.00	179,338.52
050 Mid-States Division	091 - Brentwood Division	050.091.39004:Air Condlt Equip Grp	May-18	15,383.91	0.00	0.00	0.00	0.00	0.00	15,383.91
050 Mid-States Division	091 - Brentwood Division	050.091.39009:Improve - Leased Grp	May-18	38,834.00	0.00	0.00	0.00	0.00	0.00	38,834.00
050 Mid-States Division	091 - Brentwood Division	050.091.39100:Office Furniture And	May-18	38,609.33	0.00	0.00	0.00	0.00	0.00	38,609.33
050 Mid-States Division	091 - Brentwood Division	050.091.39200:Transp Equip-Group	May-18	27,284.69	0.00	0.00	0.00	0.00	0.00	27,284.69
050 Mid-States Division	091 - Brentwood Division	050.091.39400:Tools Shop And Garage	May-18	175,867.44	0.00	0.00	0.00	0.00	0.00	175,867.44
050 Mid-States Division	091 - Brentwood Division	050.091.39600:Power Op Equip-Group	May-18	20,515.69	0.00	0.00	0.00	0.00	0.00	20,515.69
050 Mid-States Division	091 - Brentwood Division	050.091.39700:Communication Equipme	May-18	37,541.00	0.00	0.00	0.00	0.00	0.00	37,541.00
050 Mid-States Division	091 - Brentwood Division	050.091.39800:Miscellaneous Equipme	May-18	814,166.88	0.00	0.00	0.00	0.00	0.00	814,166.88
050 Mid-States Division	091 - Brentwood Division	050.091.39906:Pc Hardware	May-18	70,177.67	0.00	0.00	0.00	0.00	0.00	70,177.67
050 Mid-States Division	091 - Brentwood Division	050.091.39907:Pc Software	May-18	78,273.29	311.82	0.00	0.00	0.00	0.00	78,585.11
050 Mid-States Division	091 - Brentwood Division	050.091.39908:Application Software	May-18	828,509.36	0.00	0.00	0.00	0.00	0.00	828,509.36
010 Atmos Regulated Shared Services	002 - Dallas Atmos Rate Division	010.002.39000:Structure & Improv	Jun-18	1,411,389.58	31,446.18	0.00	0.00	0.00	0.00	1,442,836.11
010 Atmos Regulated Shared Services	002 - Dallas Atmos Rate Division	010.002.39005:Structure & Improv	Jun-18	9,187,141.97	0.00	0.00	0.00	0.00	0.00	9,187,141.97
010 Atmos Regulated Shared Services	002 - Dallas Atmos Rate Division	010.002.39009:Improvements - Leased	Jun-18	9,316,001.18	0.00	0.00	0.00	0.00	0.00	9,316,001.18
010 Atmos Regulated Shared Services	002 - Dallas Atmos Rate Division	010.002.39020:Improv-Leased AEAM	Jun-18	1,815.20	(396.34)	0.00	0.00	0.00	0.00	1,418.86
010 Atmos Regulated Shared Services	002 - Dallas Atmos Rate Division	010.002.39100:Office Furniture And	Jun-18	5,123,447.60	0.00	0.00	0.00	0.00	0.00	5,123,447.60
010 Atmos Regulated Shared Services	002 - Dallas Atmos Rate Division	010.002.39104:Office Furn. & Equip	Jun-18	71,036.47	0.00	0.00	0.00	0.00	0.00	71,036.47
010 Atmos Regulated Shared Services	002 - Dallas Atmos Rate Division	010.002.39120:Off Furn & Equip-AEAM	Jun-18	263,337.89	0.00	0.00	0.00	0.00	0.00	263,337.89
010 Atmos Regulated Shared Services	002 - Dallas Atmos Rate Division	010.002.39200:Transportation Equipm	Jun-18	7,125.41	0.00	0.00	0.00	0.00	0.00	7,125.41
010 Atmos Regulated Shared Services	002 - Dallas Atmos Rate Division	010.002.39400:Tools Shop And Garage	Jun-18	76,071.34	0.00	0.00	0.00	0.00	0.00	76,071.34
010 Atmos Regulated Shared Services	002 - Dallas Atmos Rate Division	010.002.39700:Communication Equipme	Jun-18	1,039,344.41	0.00	0.00	0.00	0.00	0.00	1,039,344.41
010 Atmos Regulated Shared Services	002 - Dallas Atmos Rate Division	010.002.39720:Commun Equip AEAM	Jun-18	8,824.34	0.00	0.00	0.00	0.00	0.00	8,824.34
010 Atmos Regulated Shared Services	002 - Dallas Atmos Rate Division	010.002.39800:Miscellaneous Equipme	Jun-18	136,509.52	0.00	0.00	0.00	0.00	0.00	136,509.52
010 Atmos Regulated Shared Services	002 - Dallas Atmos Rate Division	010.002.39920:Pc Hardware - AEAM	Jun-18	7,888.39	0.00	0.00	0.00	0.00	0.00	7,888.39
010 Atmos Regulated Shared Services	002 - Dallas Atmos Rate Division	010.002.39900:Other Tangible Equipm	Jun-18	162,267.97	0.00	0.00	0.00	0.00	0.00	162,267.97
010 Atmos Regulated Shared Services	002 - Dallas Atmos Rate Division	010.002.39901:Servers-Hardware	Jun-18	37,003,945.94	499,204.81	0.00	0.00	0.00	0.00	37,503,150.75
010 Atmos Regulated Shared Services	002 - Dallas Atmos Rate Division	010.002.39902:Servers-Software	Jun-18	19,021,549.82	573,602.90	0.00	0.00	0.00	0.00	19,595,152.72
010 Atmos Regulated Shared Services	002 - Dallas Atmos Rate Division	010.002.39903:Network Hardware	Jun-18	3,548,953.23	420,313.82	0.00	0.00	0.00	0.00	3,969,267.05
010 Atmos Regulated Shared Services	002 - Dallas Atmos Rate Division	010.002.39906:Pc Hardware	Jun-18	2,472,306.87	(66.13)	0.00	0.00	0.00	0.00	2,472,240.74
010 Atmos Regulated Shared Services	002 - Dallas Atmos Rate Division	010.002.39907:Pc Software	Jun-18	1,489,667.96	0.00	0.00	0.00	0.00	0.00	1,489,667.96
010 Atmos Regulated Shared Services	002 - Dallas Atmos Rate Division	010.002.39908:Application Software	Jun-18	67,246,831.43	627,757.61					

Company Id	Bus Segment Id	Depr Group Id	GI Post Mo Yr	Begin Balance	Additions	Retirements	Transfers In	Transfers Out	Adjustment	End Balance
050 Mid-States Division	009 - WKG Division	050.009.30200:Franch & Consent Grp	Jun-18	119,852.69	0.00	0.00	0.00	0.00	0.00	119,852.69
050 Mid-States Division	009 - WKG Division	050.009.35010:Land	Jun-18	261,126.69	0.00	0.00	0.00	0.00	0.00	261,126.69
050 Mid-States Division	009 - WKG Division	050.009.35020:Rights-Of-Way	Jun-18	4,681.58	0.00	0.00	0.00	0.00	0.00	4,681.58
050 Mid-States Division	009 - WKG Division	050.009.35100:Structures And Improv	Jun-18	17,916.19	0.00	0.00	0.00	0.00	0.00	17,916.19
050 Mid-States Division	009 - WKG Division	050.009.35102:Compressor Station Eq	Jun-18	153,261.30	0.00	0.00	0.00	0.00	0.00	153,261.30
050 Mid-States Division	009 - WKG Division	050.009.35103:Measuring And Reg. St	Jun-18	23,138.38	0.00	0.00	0.00	0.00	0.00	23,138.38
050 Mid-States Division	009 - WKG Division	050.009.35104:Other Structures	Jun-18	137,442.53	0.00	0.00	0.00	0.00	0.00	137,442.53
050 Mid-States Division	009 - WKG Division	050.009.35200:Rights Of Way	Jun-18	8,352,191.23	0.00	0.00	0.00	0.00	0.00	8,352,191.23
050 Mid-States Division	009 - WKG Division	050.009.35201:Well Construction	Jun-18	1,699,998.54	0.00	0.00	0.00	0.00	0.00	1,699,998.54
050 Mid-States Division	009 - WKG Division	050.009.35202:Well Equipment	Jun-18	449,309.06	0.00	0.00	0.00	0.00	0.00	449,309.06
050 Mid-States Division	009 - WKG Division	050.009.35203:Cushion Gas Grp	Jun-18	1,694,832.96	0.00	0.00	0.00	0.00	0.00	1,694,832.96
050 Mid-States Division	009 - WKG Division	050.009.35210:Storage Leaseholds An	Jun-18	178,530.09	0.00	0.00	0.00	0.00	0.00	178,530.09
050 Mid-States Division	009 - WKG Division	050.009.35211:Storage Rights	Jun-18	54,614.27	0.00	0.00	0.00	0.00	0.00	54,614.27
050 Mid-States Division	009 - WKG Division	050.009.35301:Storage Field Lines	Jun-18	175,350.37	0.00	0.00	0.00	0.00	0.00	175,350.37
050 Mid-States Division	009 - WKG Division	050.009.35302:Storage Tributary Lh	Jun-18	209,318.90	0.00	0.00	0.00	0.00	0.00	209,318.90
050 Mid-States Division	009 - WKG Division	050.009.35400:Compressor Station Eq	Jun-18	923,446.05	0.00	0.00	0.00	0.00	0.00	923,446.05
050 Mid-States Division	009 - WKG Division	050.009.35500:Measuring and Regulat	Jun-18	273,084.38	0.00	0.00	0.00	0.00	0.00	273,084.38
050 Mid-States Division	009 - WKG Division	050.009.35600:Purification Equipmen	Jun-18	414,663.45	0.00	0.00	0.00	0.00	0.00	414,663.45
050 Mid-States Division	009 - WKG Division	050.009.36510:Land & Land Rights	Jun-18	26,970.37	0.00	0.00	0.00	0.00	0.00	26,970.37
050 Mid-States Division	009 - WKG Division	050.009.36520:Rights-Of-Way	Jun-18	867,772.00	0.00	0.00	0.00	0.00	0.00	867,772.00
050 Mid-States Division	009 - WKG Division	050.009.36602:Meas. & Reg. Sta. Str	Jun-18	49,001.72	0.00	0.00	0.00	0.00	0.00	49,001.72
050 Mid-States Division	009 - WKG Division	050.009.36603:Other Structures	Jun-18	60,826.29	0.00	0.00	0.00	0.00	0.00	60,826.29
050 Mid-States Division	009 - WKG Division	050.009.36700:Mains - Cathodic Prot	Jun-18	139,637.68	0.00	0.00	0.00	0.00	0.00	139,637.68
050 Mid-States Division	009 - WKG Division	050.009.36701:Mains - Steel	Jun-18	27,187,106.44	343,180.02	0.00	0.00	0.00	0.00	27,300,286.46
050 Mid-States Division	009 - WKG Division	050.009.36900:Measuring And Reg. St	Jun-18	731,466.64	0.00	0.00	0.00	0.00	0.00	731,466.64
050 Mid-States Division	009 - WKG Division	050.009.36901:Measuring And Reg. St	Jun-18	2,269,555.91	0.00	0.00	0.00	0.00	0.00	2,269,555.91
050 Mid-States Division	009 - WKG Division	050.009.37400:Land & Land Right Grp	Jun-18	591,166.79	0.00	0.00	0.00	0.00	0.00	591,166.79
050 Mid-States Division	009 - WKG Division	050.009.37401:Land	Jun-18	37,326.42	0.00	0.00	0.00	0.00	0.00	37,326.42
050 Mid-States Division	009 - WKG Division	050.009.37402:Land Rights	Jun-18	2,847,061.10	14,906.25	0.00	0.00	0.00	0.00	2,861,967.35
050 Mid-States Division	009 - WKG Division	050.009.37403:Land Other	Jun-18	2,789.89	0.00	0.00	0.00	0.00	0.00	2,789.89
050 Mid-States Division	009 - WKG Division	050.009.37500:Structures & Improvem	Jun-18	336,167.54	0.00	0.00	0.00	0.00	0.00	336,167.54
050 Mid-States Division	009 - WKG Division	050.009.37501:Struct. & Improv. - T	Jun-18	99,818.13	0.00	0.00	0.00	0.00	0.00	99,818.13
050 Mid-States Division	009 - WKG Division	050.009.37502:Land Rights	Jun-18	46,264.19	0.00	0.00	0.00	0.00	0.00	46,264.19
050 Mid-States Division	009 - WKG Division	050.009.37503:Improvements	Jun-18	4,005.08	0.00	0.00	0.00	0.00	0.00	4,005.08
050 Mid-States Division	009 - WKG Division	050.009.37600:Mains - Cathodic Prot	Jun-18	20,917,457.03	19,159.09	(26,174.30)	0.00	0.00	0.00	20,910,441.73
050 Mid-States Division	009 - WKG Division	050.009.37601:Mains - Steel	Jun-18	151,223,930.03	163,758.38	(42,120.10)	0.00	0.00	0.00	151,345,568.31
050 Mid-States Division	009 - WKG Division	050.009.37602:Mains - Plastic	Jun-18	108,659,057.42	1,271,610.93	(50,513.60)	0.00	0.00	0.00	109,880,154.75
050 Mid-States Division	009 - WKG Division	050.009.37800:Meas. And Reg. Sta. E	Jun-18	15,589,400.67	20,651.05	(1,073.85)	0.00	0.00	0.00	15,608,977.87
050 Mid-States Division	009 - WKG Division	050.009.37900:Meas & Reg Station Eq	Jun-18	4,169,011.27	0.00	(10,796.50)	0.00	0.00	0.00	4,158,214.77
050 Mid-States Division	009 - WKG Division	050.009.37905:Meas & Reg Sta Eq - C	Jun-18	1,652,258.54	0.00	0.00	0.00	0.00	0.00	1,652,258.54
050 Mid-States Division	009 - WKG Division	050.009.38000:Services	Jun-18	124,624,371.41	1,655,091.85	(461,024.26)	0.00	0.00	0.00	125,818,439.00
050 Mid-States Division	009 - WKG Division	050.009.38100:Meters	Jun-18	32,935,986.81	313,203.18	(27,609.31)	0.00	0.00	0.00	33,221,580.68
050 Mid-States Division	009 - WKG Division	050.009.38200:Meter Installations	Jun-18	55,716,673.78	71,436.20	(69,674.44)	0.00	0.00	0.00	55,718,435.54
050 Mid-States Division	009 - WKG Division	050.009.38300:House Regulators	Jun-18	11,399,571.19	46,328.55	0.00	0.00	0.00	0.00	11,245,899.74
050 Mid-States Division	009 - WKG Division	050.009.38400:House Regulator Insta	Jun-18	212,185.01	837.63	0.00	0.00	0.00	0.00	213,022.64
050 Mid-States Division	009 - WKG Division	050.009.38500:Industrial Measuring	Jun-18	5,190,414.76	(4,532.47)	0.00	0.00	0.00	0.00	5,185,882.29
050 Mid-States Division	009 - WKG Division	050.009.38600:Land & Land Rights	Jun-18	1,211,697.90	0.00	0.00	0.00	0.00	0.00	1,211,697.90
050 Mid-States Division	009 - WKG Division	050.009.39000:Structure & Improv	Jun-18	7,224,215.21	56,245.92	0.00	0.00	0.00	0.00	7,280,461.13
050 Mid-States Division	009 - WKG Division	050.009.39002:Structure-Brick Grp	Jun-18	173,114.85	0.00	0.00	0.00	0.00	0.00	173,114.85
050 Mid-States Division	009 - WKG Division	050.009.39003:Improvements Grp	Jun-18	709,199.18	0.00	0.00	0.00	0.00	0.00	709,199.18
050 Mid-States Division	009 - WKG Division	050.009.39004:Air Condition Eq Grp	Jun-18	12,954.74	0.00	0.00	0.00	0.00	0.00	12,954.74
050 Mid-States Division	009 - WKG Division	050.009.39005:Improvement-Leased Grp	Jun-18	1,246,194.18	0.00	0.00	0.00	0.00	0.00	1,246,194.18
050 Mid-States Division	009 - WKG Division	050.009.39100:Office Furniture And	Jun-18	1,770,471.77	39.07	0.00	0.00	0.00	0.00	1,770,510.84
050 Mid-States Division	009 - WKG Division	050.009.39200:Transp Equip-Group	Jun-18	220,986.90	0.00	0.00	0.00	0.00	0.00	220,986.90
050 Mid-States Division	009 - WKG Division	050.009.39400:Tools Shop And Garage	Jun-18	3,407,778.04	5.08	0.00	0.00	0.00	0.00	3,407,783.12
050 Mid-States Division	009 - WKG Division	050.009.39603:Ditchers - Group	Jun-18	39,610.08	0.00	0.00	0.00	0.00	0.00	39,610.08
050 Mid-States Division	009 - WKG Division	050.009.39604:Backhoes - Group	Jun-18	62,747.29	0.00	0.00	0.00	0.00	0.00	62,747.29
050 Mid-States Division	009 - WKG Division	050.009.39605:Welders - Group	Jun-18	19,427.23	0.00	0.00	0.00	0.00	0.00	19,427.23
050 Mid-States Division	009 - WKG Division	050.009.39700:Communication Equipme	Jun-18	524,257.15	0.00	0.00	0.00	0.00	0.00	524,257.15
050 Mid-States Division	009 - WKG Division	050.009.39800:Miscellaneous Equipme	Jun-18	3,891,771.09	0.00	0.00	0.00	0.00	0.00	3,891,771.09
050 Mid-States Division	009 - WKG Division	050.009.39901:Servers Hardware	Jun-18	14,389.76	0.00	0.00	0.00	0.00	0.00	14,389.76
050 Mid-States Division	009 - WKG Division	050.009.39903:Network Hardware	Jun-18	134,598.86	0.00	0.00	0.00	0.00	0.00	134,598.86
050 Mid-States Division	009 - WKG Division	050.009.39906:Pc Hardware	Jun-18	957,291.66	0.00	0.00	0.00	0.00	0.00	957,291.66
050 Mid-States Division	009 - WKG Division	050.009.39908:Application Software	Jun-18	123,514.83	0.00	0.00	0.00	0.00	0.00	123,514.83
050 Mid-States Division	091 - Brentwood Division	050.091.30100:Organization Grp	Jun-18	185,309.27	0.00	0.00	0.00	0.00	0.00	185,309.27
050 Mid-States Division	091 - Brentwood Division	050.091.30300:Intangibles Grp	Jun-18	1,109,551.68	0.00	0.00	0.00	0.00	0.00	1,109,551.68
050 Mid-States Division	091 - Brentwood Division	050.091.39001:Struc - Frame Grp	Jun-18	179,338.52	0.00	0.00	0.00	0.00	0.00	179,338.52
050 Mid-States Division	091 - Brentwood Division	050.091.39004:Air Conditt Equip Grp	Jun-18	15,383.91	0.00	0.00	0.00	0.00	0.00	15,383.91
050 Mid-States Division	091 - Brentwood Division	050.091.39009:Improve - Leased Grp	Jun-18	38,834.00	0.00	0.00	0.00	0.00	0.00	38,834.00
050 Mid-States Division	091 - Brentwood Division	050.091.39100:Office Furniture And	Jun-18	38,609.33	0.00	0.00	0.00	0.00	0.00	38,609.33
050 Mid-States Division	091 - Brentwood Division	050.091.39200:Transp Equip- Group	Jun-18	27,284.69	0.00	0.00	0.00	0.00	0.00	27,284.69
050 Mid-States Division	091 - Brentwood Division	050.091.39400:Tools Shop And Garage	Jun-18	175,867.44	0.00	0.00	0.00	0.00	0.00	175,867.44
050 Mid-States Division	091 - Brentwood Division	050.091.39600:Power Op Equip-Group	Jun-18	20,515.69	0.00	0.00	0.00	0.00	0.00	20,515.69
050 Mid-States Division	091 - Brentwood Division	050.091.39700:Communication Equipme	Jun-18	37,541.00	0.00	0.00	0.00	0.00	0.00	37,541.00
050 Mid-States Division	091 - Brentwood Division	050.091.39800:Miscellaneous Equipme	Jun-18	814,166.88	0.00	0.00	0.00	0.00	0.00	814,166.88
050 Mid-States Division	091 - Brentwood Division	050.091.39906:Pc Hardware	Jun-18	70,177.67	0.00	0.00	0.00	0.00	0.00	70,177.67
050 Mid-States Division	091 - Brentwood Division	050.091.39907:Pc Software	Jun-18	78,585.11	0.57	0.00	0.00	0.00	0.00	78,585.68
050 Mid-States Division	091 - Brentwood Division	050.091.39908:Application Software	Jun-18	828,509.36	0.00	0.00	0.00	0.00	0.00	828,509.36
010 Atmos Regulated Shared Services	002 - Dallas Atmos Rate Division	010.002.39000:Structure & Improv	Nov-18	1,411,389.93	0.00	0.00	0.00	0.00	0.00	1,411,389.93
010 Atmos Regulated Shared Services	002 - Dallas Atmos Rate Division	010.002.39005:Structure & Improv	Nov-18	9,187,141.97	0.00	0.00	0.00	0.00	0.00	9,187,141.97
010 Atmos Regulated Shared Services										

Company Id	Bus Segment Id	Depr Group Id	Gl Post Mo Yr	Begin Balance	Additions	Retirements	Transfers In	Transfers Out	Adjustment	End Balance
010 Atmos Regulated Shared Services	002 - Dallas Atmos Rate Division	010.002.39120:Off Furn & Equip-AEAM	Dec-18	263,337.89	0.00	0.00	0.00	0.00	0.00	263,337.89
010 Atmos Regulated Shared Services	002 - Dallas Atmos Rate Division	010.002.39200:Transportation Equipm	Dec-18	7,125.41	0.00	0.00	0.00	0.00	0.00	7,125.41
010 Atmos Regulated Shared Services	002 - Dallas Atmos Rate Division	010.002.39400:Tools Shop And Garage	Dec-18	76,071.34	0.00	0.00	0.00	0.00	0.00	76,071.34
010 Atmos Regulated Shared Services	002 - Dallas Atmos Rate Division	010.002.39700:Communication Equipme	Dec-18	1,039,944.41	0.00	0.00	0.00	0.00	0.00	1,039,944.41
010 Atmos Regulated Shared Services	002 - Dallas Atmos Rate Division	010.002.39720:Common Equip AEAM	Dec-18	8,824.34	0.00	0.00	0.00	0.00	0.00	8,824.34
010 Atmos Regulated Shared Services	002 - Dallas Atmos Rate Division	010.002.39800:Miscellaneous Equipme	Dec-18	136,509.52	0.00	0.00	0.00	0.00	0.00	136,509.52
010 Atmos Regulated Shared Services	002 - Dallas Atmos Rate Division	010.002.39870:Misc Equip - AFAM	Dec-18	7,388.39	0.00	0.00	0.00	0.00	0.00	7,388.39
010 Atmos Regulated Shared Services	002 - Dallas Atmos Rate Division	010.002.39900:Other Tangible Equipm	Dec-18	162,267.97	0.00	0.00	0.00	0.00	0.00	162,267.97
010 Atmos Regulated Shared Services	002 - Dallas Atmos Rate Division	010.002.39901:Servers-Hardware	Dec-18	19,501,844.55	970,548.23	0.00	0.00	0.00	0.00	20,472,392.78
010 Atmos Regulated Shared Services	002 - Dallas Atmos Rate Division	010.002.39902:Servers-Software	Dec-18	18,049,686.01	396,412.49	(1,459,889.17)	0.00	0.00	0.00	16,988,209.33
010 Atmos Regulated Shared Services	002 - Dallas Atmos Rate Division	010.002.39903:Network Hardware	Dec-18	3,969,267.05	810,451.53	(47,131.69)	0.00	0.00	0.00	4,732,586.89
010 Atmos Regulated Shared Services	002 - Dallas Atmos Rate Division	010.002.39906:Pc Hardware	Dec-18	1,529,795.58	760,701.67	0.00	0.00	0.00	0.00	2,290,497.25
010 Atmos Regulated Shared Services	002 - Dallas Atmos Rate Division	010.002.39907:Pc Software	Dec-18	1,487,685.70	0.00	0.00	0.00	0.00	0.00	1,487,685.70
010 Atmos Regulated Shared Services	002 - Dallas Atmos Rate Division	010.002.39908:Application Software	Dec-18	71,008,090.87	3,810,146.56	(3,612,552.62)	0.00	0.00	0.00	71,205,684.81
010 Atmos Regulated Shared Services	002 - Dallas Atmos Rate Division	010.002.39909:Mainframe Software	Dec-18	39,251.62	0.00	0.00	0.00	0.00	0.00	39,251.62
010 Atmos Regulated Shared Services	002 - Dallas Atmos Rate Division	010.002.39921:Servers-Hardware-AEAM	Dec-18	1,063,472.95	0.00	0.00	0.00	0.00	0.00	1,063,472.95
010 Atmos Regulated Shared Services	002 - Dallas Atmos Rate Division	010.002.39922:Servers-Software-AEAM	Dec-18	1,461,672.01	0.00	0.00	0.00	0.00	0.00	1,461,672.01
010 Atmos Regulated Shared Services	002 - Dallas Atmos Rate Division	010.002.39923:Network Hardware-AEAM	Dec-18	60,170.36	0.00	(37,965.13)	0.00	0.00	0.00	22,205.23
010 Atmos Regulated Shared Services	002 - Dallas Atmos Rate Division	010.002.39926:Pc Hardware-AEAM	Dec-18	314,379.42	0.00	0.00	0.00	0.00	0.00	314,379.42
010 Atmos Regulated Shared Services	002 - Dallas Atmos Rate Division	010.002.39928:Application SW-AEAM	Dec-18	22,032,213.47	0.00	(1,350,853.68)	0.00	0.00	0.00	20,681,359.81
010 Atmos Regulated Shared Services	002 - Dallas Atmos Rate Division	010.002.39931:ALGN-Servers-Hardware	Dec-18	297,266.61	0.00	0.00	0.00	0.00	0.00	297,266.61
010 Atmos Regulated Shared Services	002 - Dallas Atmos Rate Division	010.002.39932:ALGN-Servers-Software	Dec-18	345,729.64	0.00	0.00	0.00	0.00	0.00	345,729.64
010 Atmos Regulated Shared Services	002 - Dallas Atmos Rate Division	010.002.39938:ALGN-Application SW	Dec-18	18,431,469.35	1,121,881.11	0.00	0.00	0.00	0.00	19,553,350.46
010 Atmos Regulated Shared Services	012 - Call Center Division	010.012.38900:Land	Nov-18	2,874,239.86	0.00	0.00	0.00	0.00	0.00	2,874,239.86
010 Atmos Regulated Shared Services	012 - Call Center Division	010.012.38910:CRV Land&Land Rights	Nov-18	1,886,442.92	0.00	0.00	0.00	0.00	0.00	1,886,442.92
010 Atmos Regulated Shared Services	012 - Call Center Division	010.012.39000:Structure & Improv	Nov-18	12,700,448.79	0.00	0.00	0.00	0.00	0.00	12,700,448.79
010 Atmos Regulated Shared Services	012 - Call Center Division	010.012.39009:Improvements - Leased	Nov-18	2,820,613.55	0.00	0.00	0.00	0.00	0.00	2,820,613.55
010 Atmos Regulated Shared Services	012 - Call Center Division	010.012.39010:CRV-Struct & Improv	Nov-18	12,505,540.80	0.00	0.00	0.00	0.00	0.00	12,505,540.80
010 Atmos Regulated Shared Services	012 - Call Center Division	010.012.39100:Office Furniture And	Nov-18	2,395,182.57	0.00	0.00	0.00	0.00	0.00	2,395,182.57
010 Atmos Regulated Shared Services	012 - Call Center Division	010.012.39110:CRV-Office Furn & Eq	Nov-18	467,518.93	0.00	0.00	0.00	0.00	0.00	467,518.93
010 Atmos Regulated Shared Services	012 - Call Center Division	010.012.39210:CRV-Transportation Eq	Nov-18	96,290.22	0.00	0.00	0.00	0.00	0.00	96,290.22
010 Atmos Regulated Shared Services	012 - Call Center Division	010.012.39410:CRV-Tools Shop Garage	Nov-18	463,210.79	0.00	0.00	0.00	0.00	0.00	463,210.79
010 Atmos Regulated Shared Services	012 - Call Center Division	010.012.39510:CRV-Laboratory Equip	Nov-18	23,632.07	0.00	0.00	0.00	0.00	0.00	23,632.07
010 Atmos Regulated Shared Services	012 - Call Center Division	010.012.39700:Communication Equipme	Nov-18	1,913,117.11	0.00	0.00	0.00	0.00	0.00	1,913,117.11
010 Atmos Regulated Shared Services	012 - Call Center Division	010.012.39710:CRV-Commun Equip	Nov-18	291,500.62	0.00	0.00	0.00	0.00	0.00	291,500.62
010 Atmos Regulated Shared Services	012 - Call Center Division	010.012.39800:Miscellaneous Equipme	Nov-18	70,015.66	0.00	0.00	0.00	0.00	0.00	70,015.66
010 Atmos Regulated Shared Services	012 - Call Center Division	010.012.39810:CRV-Misc Equipment	Nov-18	509,282.85	0.00	0.00	0.00	0.00	0.00	509,282.85
010 Atmos Regulated Shared Services	012 - Call Center Division	010.012.39901:Servers-Hardware	Nov-18	9,405,132.96	0.00	0.00	0.00	0.00	0.00	9,405,132.96
010 Atmos Regulated Shared Services	012 - Call Center Division	010.012.39902:Servers-Software	Nov-18	2,022,697.93	0.00	0.00	0.00	0.00	0.00	2,022,697.93
010 Atmos Regulated Shared Services	012 - Call Center Division	010.012.39903:Network Hardware	Nov-18	629,225.62	0.00	0.00	0.00	0.00	0.00	629,225.62
010 Atmos Regulated Shared Services	012 - Call Center Division	010.012.39906:Pc Hardware	Nov-18	411,740.58	0.00	0.00	0.00	0.00	0.00	411,740.58
010 Atmos Regulated Shared Services	012 - Call Center Division	010.012.39908:Application Software	Nov-18	90,333,749.19	0.00	0.00	0.00	0.00	0.00	90,333,749.19
010 Atmos Regulated Shared Services	012 - Call Center Division	010.012.39910:CRV-Other Tang Equip	Nov-18	366,016.67	0.00	0.00	0.00	0.00	0.00	366,016.67
010 Atmos Regulated Shared Services	012 - Call Center Division	010.012.39916:CRV-Pc Hardware	Nov-18	69,028.10	0.00	0.00	0.00	0.00	0.00	69,028.10
010 Atmos Regulated Shared Services	012 - Call Center Division	010.012.39917:CRV-Pc Software	Nov-18	3,299.04	0.00	0.00	0.00	0.00	0.00	3,299.04
010 Atmos Regulated Shared Services	012 - Call Center Division	010.012.38900:Land	Dec-18	2,874,239.86	0.00	0.00	0.00	0.00	0.00	2,874,239.86
010 Atmos Regulated Shared Services	012 - Call Center Division	010.012.38910:CRV Land&Land Rights	Dec-18	1,886,442.92	0.00	0.00	0.00	0.00	0.00	1,886,442.92
010 Atmos Regulated Shared Services	012 - Call Center Division	010.012.39000:Structure & Improv	Dec-18	12,700,448.79	80,918.87	0.00	0.00	0.00	0.00	12,781,367.16
010 Atmos Regulated Shared Services	012 - Call Center Division	010.012.39009:Improvements - Leased	Dec-18	2,820,613.55	0.00	0.00	0.00	0.00	0.00	2,820,613.55
010 Atmos Regulated Shared Services	012 - Call Center Division	010.012.39010:CRV-Struct & Improv	Dec-18	12,505,540.80	0.00	0.00	0.00	0.00	0.00	12,505,540.80
010 Atmos Regulated Shared Services	012 - Call Center Division	010.012.39100:Office Furniture And	Dec-18	2,395,182.57	0.00	0.00	0.00	0.00	0.00	2,395,182.57
010 Atmos Regulated Shared Services	012 - Call Center Division	010.012.39110:CRV-Office Furn & Eq	Dec-18	467,518.93	0.00	0.00	0.00	0.00	0.00	467,518.93
010 Atmos Regulated Shared Services	012 - Call Center Division	010.012.39210:CRV-Transportation Eq	Dec-18	96,290.22	0.00	0.00	0.00	0.00	0.00	96,290.22
010 Atmos Regulated Shared Services	012 - Call Center Division	010.012.39410:CRV-Tools Shop Garage	Dec-18	463,210.79	54,542.86	0.00	0.00	0.00	0.00	517,753.65
010 Atmos Regulated Shared Services	012 - Call Center Division	010.012.39510:CRV-Laboratory Equip	Dec-18	23,632.07	0.00	0.00	0.00	0.00	0.00	23,632.07
010 Atmos Regulated Shared Services	012 - Call Center Division	010.012.39700:Communication Equipme	Dec-18	1,913,117.11	0.00	0.00	0.00	0.00	0.00	1,913,117.11
010 Atmos Regulated Shared Services	012 - Call Center Division	010.012.39710:CRV-Commun Equip	Dec-18	291,500.62	0.00	0.00	0.00	0.00	0.00	291,500.62
010 Atmos Regulated Shared Services	012 - Call Center Division	010.012.39800:Miscellaneous Equipme	Dec-18	70,015.66	0.00	0.00	0.00	0.00	0.00	70,015.66
010 Atmos Regulated Shared Services	012 - Call Center Division	010.012.39810:CRV-Misc Equipment	Dec-18	509,282.85	17,242.30	0.00	0.00	0.00	0.00	526,525.15
010 Atmos Regulated Shared Services	012 - Call Center Division	010.012.39901:Servers-Hardware	Dec-18	9,405,132.96	345,589.65	0.00	0.00	0.00	0.00	9,750,722.61
010 Atmos Regulated Shared Services	012 - Call Center Division	010.012.39902:Servers-Software	Dec-18	2,022,697.93	188,128.03	0.00	0.00	0.00	0.00	2,210,825.96
010 Atmos Regulated Shared Services	012 - Call Center Division	010.012.39903:Network Hardware	Dec-18	629,225.62	0.00	0.00	0.00	0.00	0.00	629,225.62
010 Atmos Regulated Shared Services	012 - Call Center Division	010.012.39906:Pc Hardware	Dec-18	411,740.58	202,641.69	0.00	0.00	0.00	0.00	614,382.27
010 Atmos Regulated Shared Services	012 - Call Center Division	010.012.39908:Application Software	Dec-18	90,333,749.19	4,714,634.50	0.00	0.00	0.00	0.00	95,048,383.69
010 Atmos Regulated Shared Services	012 - Call Center Division	010.012.39910:CRV-Other Tang Equip	Dec-18	366,016.67	12,316.15	0.00	0.00	0.00	0.00	378,332.82
010 Atmos Regulated Shared Services	012 - Call Center Division	010.012.39916:CRV-Pc Hardware	Dec-18	69,028.10	0.00	0.00	0.00	0.00	0.00	69,028.10
010 Atmos Regulated Shared Services	012 - Call Center Division	010.012.39917:CRV-Pc Software	Dec-18	3,299.04	0.00	0.00	0.00	0.00	0.00	3,299.04
050 Mid-States Division	009 - WKG Division	050.009.30100:Organization Grp	Nov-18	8,329.72	0.00	0.00	0.00	0.00	0.00	8,329.72
050 Mid-States Division	009 - WKG Division	050.009.30200:Franch & Consent Grp	Nov-18	119,852.69	0.00	0.00	0.00	0.00	0.00	119,852.69
050 Mid-States Division	009 - WKG Division	050.009.35010:Land	Nov-18	261,126.69	0.00	0.00	0.00	0.00	0.00	261,126.69
050 Mid-States Division	009 - WKG Division	050.009.35020:Rights-Of-Way	Nov-18	4,681.58	0.00	0.00	0.00	0.00	0.00	4,681.58
050 Mid-States Division	009 - WKG Division	050.009.35100:Structures And Improv	Nov-18	17,916.19	0.00	0.00	0.00	0.00	0.00	17,916.19
050 Mid-States Division	009 - WKG Division	050.009.35102:Compressor Station Eq	Nov-18	153,261.30	0.00	0.00	0.00	0.00	0.00	153,261.30
050 Mid-States Division	009 - WKG Division	050.009.35103:Measuring And Reg. St	Nov-18	23,138.38	0.00	0.00	0.00	0.00	0.00	23,138.38
050 Mid-States Division	009 - WKG Division	050.009.35104:Other Structures	Nov-18	137,442.53	0.00	0.00	0.00	0.00	0.00	137,442.53
050 Mid-States Division	009 - WKG Division	050.009.35200:Rights Of Way	Nov-18	8,352,191.23	0.00	0.00	0.00	0.00	0.00	8,352,191.23
050 Mid-States Division	009 - WKG Division	050.009.35201:Well Construction	Nov-18	1,699,998.54	0.00	0.00	0.00	0.00	0.00	1,699,998.54
050 Mid-States Division	009 - WKG Division	050.009.35202:Well Equipment	Nov-18	449,309.06	0.00	0.00	0.00	0.00	0.00	449,309.06
050 Mid-States Division	009 - WKG Division	050.009.35203:Cushion Gas Grp	Nov-18	1,694,832.96	0.00	0.00	0.00	0.00	0.00	1,694,832.96
050 Mid-States Division	009 - WKG Division</									

Company Id	Bus Segment Id	Depr Group Id	Gl Post Mo Yr	Begin Balance	Additions	Retirements	Transfers In	Transfers Out	Adj/Just	End Balance
050 Mid-States Division	009 - WKG Division	050.009.39000:Structure & Improv	Nov-18	7,927,625.17	0.00	0.00	0.00	0.00	0.00	7,927,625.17
050 Mid-States Division	009 - WKG Division	050.009.39002:Structure-Brick Grp	Nov-18	173,114.85	0.00	0.00	0.00	0.00	0.00	173,114.85
050 Mid-States Division	009 - WKG Division	050.009.39003:Improvements Grp	Nov-18	709,199.18	0.00	0.00	0.00	0.00	0.00	709,199.18
050 Mid-States Division	009 - WKG Division	050.009.39004:Air Condition Eq Grp	Nov-18	12,954.74	0.00	0.00	0.00	0.00	0.00	12,954.74
050 Mid-States Division	009 - WKG Division	050.009.39009:Improvement-Leased Grp	Nov-18	1,246,194.18	0.00	0.00	0.00	0.00	0.00	1,246,194.18
050 Mid-States Division	009 - WKG Division	050.009.39100:Office Furniture And	Nov-18	1,736,748.48	0.00	0.00	0.00	0.00	0.00	1,736,748.48
050 Mid-States Division	009 - WKG Division	050.009.39200:Transp Equip-Group	Nov-18	220,986.90	0.00	0.00	0.00	0.00	0.00	220,986.90
050 Mid-States Division	009 - WKG Division	050.009.39202:Wkg Trailers - Group	Nov-18	15,749.78	0.00	0.00	0.00	0.00	0.00	15,749.78
050 Mid-States Division	009 - WKG Division	050.009.39400:Tools Shop And Garage	Nov-18	3,632,912.95	58,885.41	0.00	0.00	0.00	0.00	3,691,798.36
050 Mid-States Division	009 - WKG Division	050.009.39603:Ditchers - Group	Nov-18	39,610.08	0.00	0.00	0.00	0.00	0.00	39,610.08
050 Mid-States Division	009 - WKG Division	050.009.39604:Backhoes - Group	Nov-18	62,747.29	0.00	0.00	0.00	0.00	0.00	62,747.29
050 Mid-States Division	009 - WKG Division	050.009.39605:Welders - Group	Nov-18	19,427.23	0.00	0.00	0.00	0.00	0.00	19,427.23
050 Mid-States Division	009 - WKG Division	050.009.39700:Communication Equipme	Nov-18	524,257.15	0.00	0.00	0.00	0.00	0.00	524,257.15
050 Mid-States Division	009 - WKG Division	050.009.39800:Miscellaneous Equipme	Nov-18	3,889,659.04	0.00	0.00	0.00	0.00	0.00	3,889,659.04
050 Mid-States Division	009 - WKG Division	050.009.39901:Servers Hardware	Nov-18	14,389.76	0.00	0.00	0.00	0.00	0.00	14,389.76
050 Mid-States Division	009 - WKG Division	050.009.39903:Network Hardware	Nov-18	134,598.86	0.00	0.00	0.00	0.00	0.00	134,598.86
050 Mid-States Division	009 - WKG Division	050.009.39906:Pc Hardware	Nov-18	985,224.50	0.00	0.00	0.00	0.00	0.00	985,224.50
050 Mid-States Division	009 - WKG Division	050.009.39908:Application Software	Nov-18	123,514.83	0.00	0.00	0.00	0.00	0.00	123,514.83
050 Mid-States Division	009 - WKG Division	050.009.30100:Organization Grp	Dec-18	8,329.72	0.00	0.00	0.00	0.00	0.00	8,329.72
050 Mid-States Division	009 - WKG Division	050.009.30200:Franch & Consent Grp	Dec-18	119,852.69	0.00	0.00	0.00	0.00	0.00	119,852.69
050 Mid-States Division	009 - WKG Division	050.009.35010:Land	Dec-18	261,126.69	0.00	0.00	0.00	0.00	0.00	261,126.69
050 Mid-States Division	009 - WKG Division	050.009.35020:Rights-Of-Way	Dec-18	4,681.58	0.00	0.00	0.00	0.00	0.00	4,681.58
050 Mid-States Division	009 - WKG Division	050.009.35100:Structures And Improv	Dec-18	17,916.19	0.00	0.00	0.00	0.00	0.00	17,916.19
050 Mid-States Division	009 - WKG Division	050.009.35102:Compressor Station Eq	Dec-18	153,261.30	0.00	0.00	0.00	0.00	0.00	153,261.30
050 Mid-States Division	009 - WKG Division	050.009.35103:Measuring And Reg. St	Dec-18	23,138.38	0.00	0.00	0.00	0.00	0.00	23,138.38
050 Mid-States Division	009 - WKG Division	050.009.35104:Other Structures	Dec-18	137,442.53	0.00	0.00	0.00	0.00	0.00	137,442.53
050 Mid-States Division	009 - WKG Division	050.009.35200:Rights Of Way	Dec-18	8,352,191.23	0.00	0.00	0.00	0.00	0.00	8,352,191.23
050 Mid-States Division	009 - WKG Division	050.009.35201:Well Construction	Dec-18	1,699,998.54	0.00	0.00	0.00	0.00	0.00	1,699,998.54
050 Mid-States Division	009 - WKG Division	050.009.35202:Well Equipment	Dec-18	449,309.06	0.00	0.00	0.00	0.00	0.00	449,309.06
050 Mid-States Division	009 - WKG Division	050.009.35203:Cushion Gas Grp	Dec-18	1,894,832.96	0.00	0.00	0.00	0.00	0.00	1,894,832.96
050 Mid-States Division	009 - WKG Division	050.009.35210:Storage Leaseholds An	Dec-18	178,590.09	0.00	0.00	0.00	0.00	0.00	178,590.09
050 Mid-States Division	009 - WKG Division	050.009.35211:Storage Rights	Dec-18	54,614.27	0.00	0.00	0.00	0.00	0.00	54,614.27
050 Mid-States Division	009 - WKG Division	050.009.35301:Storage Field Lines	Dec-18	175,350.37	0.00	0.00	0.00	0.00	0.00	175,350.37
050 Mid-States Division	009 - WKG Division	050.009.35302:Storage Tributary Lin	Dec-18	209,318.90	0.00	0.00	0.00	0.00	0.00	209,318.90
050 Mid-States Division	009 - WKG Division	050.009.35400:Compressor Station Eq	Dec-18	923,446.05	0.00	0.00	0.00	0.00	0.00	923,446.05
050 Mid-States Division	009 - WKG Division	050.009.35500:Measuring and Regulat	Dec-18	273,084.38	0.00	0.00	0.00	0.00	0.00	273,084.38
050 Mid-States Division	009 - WKG Division	050.009.35600:Purification Equipmen	Dec-18	414,663.45	0.00	0.00	0.00	0.00	0.00	414,663.45
050 Mid-States Division	009 - WKG Division	050.009.36510:Land & Land Rights	Dec-18	26,970.37	0.00	0.00	0.00	0.00	0.00	26,970.37
050 Mid-States Division	009 - WKG Division	050.009.36520:Rights-Of-Way	Dec-18	867,772.00	0.00	0.00	0.00	0.00	0.00	867,772.00
050 Mid-States Division	009 - WKG Division	050.009.36602:Meas. & Reg. Sta. Str	Dec-18	49,001.72	0.00	0.00	0.00	0.00	0.00	49,001.72
050 Mid-States Division	009 - WKG Division	050.009.36603:Other Structures	Dec-18	60,826.29	0.00	0.00	0.00	0.00	0.00	60,826.29
050 Mid-States Division	009 - WKG Division	050.009.36700:Mains - Cathodic Prot	Dec-18	132,744.55	0.00	0.00	0.00	0.00	0.00	132,744.55
050 Mid-States Division	009 - WKG Division	050.009.36701:Mains - Steel	Dec-18	27,302,158.66	0.00	(33,569.33)	0.00	0.00	0.00	27,268,589.33
050 Mid-States Division	009 - WKG Division	050.009.36900:Measuring And Reg. St	Dec-18	787,078.54	0.00	0.00	0.00	0.00	0.00	787,078.54
050 Mid-States Division	009 - WKG Division	050.009.36901:Measuring And Reg. St	Dec-18	2,269,506.86	0.00	0.00	0.00	0.00	0.00	2,269,506.86
050 Mid-States Division	009 - WKG Division	050.009.37400:Land & Land Right Grp	Dec-18	531,166.79	0.00	0.00	0.00	0.00	0.00	531,166.79
050 Mid-States Division	009 - WKG Division	050.009.37401:Land	Dec-18	37,326.42	0.00	0.00	0.00	0.00	0.00	37,326.42
050 Mid-States Division	009 - WKG Division	050.009.37402:Land Rights	Dec-18	3,530,575.54	(616.54)	0.00	0.00	0.00	0.00	3,529,959.00
050 Mid-States Division	009 - WKG Division	050.009.37403:Land Other	Dec-18	2,783.89	0.00	0.00	0.00	0.00	0.00	2,783.89
050 Mid-States Division	009 - WKG Division	050.009.37500:Structures & Improvem	Dec-18	336,167.54	0.00	0.00	0.00	0.00	0.00	336,167.54
050 Mid-States Division	009 - WKG Division	050.009.37501:Struct. & Improv. - T	Dec-18	99,818.13	0.00	0.00	0.00	0.00	0.00	99,818.13
050 Mid-States Division	009 - WKG Division	050.009.37502:Land Rights	Dec-18	46,264.19	0.00	0.00	0.00	0.00	0.00	46,264.19
050 Mid-States Division	009 - WKG Division	050.009.37903:Improvements	Dec-18	4,005.08	0.00	0.00	0.00	0.00	0.00	4,005.08
050 Mid-States Division	009 - WKG Division	050.009.37900:Mains - Cathodic Prot	Dec-18	18,142,891.24	19,931.28	0.00	0.00	0.00	0.00	18,162,822.52
050 Mid-States Division	009 - WKG Division	050.009.37601:Mains - Steel	Dec-18	158,857,527.30	257,990.00	(42,966.83)	0.00	0.00	0.00	158,872,490.47
050 Mid-States Division	009 - WKG Division	050.009.37602:Mains - Plastic	Dec-18	126,153,185.27	884,177.10	0.00	0.00	0.00	0.00	127,037,362.37
050 Mid-States Division	009 - WKG Division	050.009.37800:Meas. And Reg. Sta. E	Dec-18	16,407,035.50	728,510.15	(237.65)	0.00	0.00	0.00	17,135,308.00
050 Mid-States Division	009 - WKG Division	050.009.37900:Meas & Reg Station Eq	Dec-18	4,306,668.54	(11.74)	0.00	0.00	0.00	0.00	4,306,656.80
050 Mid-States Division	009 - WKG Division	050.009.37905:Meas & Reg Sta Eq - C	Dec-18	1,669,258.63	(62.28)	(3,019.05)	0.00	0.00	0.00	1,666,178.30
050 Mid-States Division	009 - WKG Division	050.009.38000:Services	Dec-18	131,390,248.00	1,446,661.39	(211,815.31)	0.00	0.00	0.00	132,625,094.08
050 Mid-States Division	009 - WKG Division	050.009.38100:Meters	Dec-18	35,686,646.00	819,754.38	(364.31)	0.00	0.00	0.00	36,006,036.07
050 Mid-States Division	009 - WKG Division	050.009.38200:Meter Installations	Dec-18	56,011,245.50	(30,333.12)	(394.62)	0.00	0.00	0.00	55,979,927.76
050 Mid-States Division	009 - WKG Division	050.009.38300:House Regulators	Dec-18	11,433,960.08	242,950.73	0.00	0.00	0.00	0.00	11,676,910.81
050 Mid-States Division	009 - WKG Division	050.009.38400:House Regulator Insta	Dec-18	2,18,214.99	1,570.05	0.00	0.00	0.00	0.00	219,785.04
050 Mid-States Division	009 - WKG Division	050.009.38500:Industrial Measuring	Dec-18	5,205,999.49	(2,792.21)	0.00	0.00	0.00	0.00	5,203,207.28
050 Mid-States Division	009 - WKG Division	050.009.38900:Land & Land Rights	Dec-18	1,211,697.30	0.00	0.00	0.00	0.00	0.00	1,211,697.30
050 Mid-States Division	009 - WKG Division	050.009.39000:Structure & Improv	Dec-18	7,927,625.17	0.00	0.00	0.00	0.00	0.00	7,927,625.17
050 Mid-States Division	009 - WKG Division	050.009.39002:Structure-Brick Grp	Dec-18	173,114.85	0.00	0.00	0.00	0.00	0.00	173,114.85
050 Mid-States Division	009 - WKG Division	050.009.39003:Improvements Grp	Dec-18	709,199.18	0.00	0.00	0.00	0.00	0.00	709,199.18
050 Mid-States Division	009 - WKG Division	050.009.39004:Air Condition Eq Grp	Dec-18	12,954.74	0.00	0.00	0.00	0.00	0.00	12,954.74
050 Mid-States Division	009 - WKG Division	050.009.39009:Improvement-Leased Grp	Dec-18	1,246,194.18	0.00	0.00	0.00	0.00	0.00	1,246,194.18
050 Mid-States Division	009 - WKG Division	050.009.39100:Office Furniture And	Dec-18	1,736,748.48	0.00	0.00	0.00	0.00	0.00	1,736,748.48
050 Mid-States Division	009 - WKG Division	050.009.39200:Transp Equip-Group	Dec-18	220,986.90	0.00	0.00	0.00	0.00	0.00	220,986.90
050 Mid-States Division	009 - WKG Division	050.009.39202:Wkg Trailers - Group	Dec-18	15,749.78	0.00	0.00	0.00	0.00	0.00	15,749.78
050 Mid-States Division	009 - WKG Division	050.009.39400:Tools Shop And Garage	Dec-18	3,691,798.36	16,644.48	0.00	0.00	0.00	0.00	3,708,442.84
050 Mid-States Division	009 - WKG Division	050.009.39603:Ditchers - Group	Dec-18	39,610.08	0.00	0.00	0.00	0.00	0.00	39,610.08
050 Mid-States Division	009 - WKG Division	050.009.39604:Backhoes - Group	Dec-18	62,747.29	0.00	0.00	0.00	0.00	0.00	62,747.29
050 Mid-States Division	009 - WKG Division	050.009.39605:Welders - Group	Dec-18	19,427.23	0.00	0.00	0.00	0.00	0.00	19,427.23
050 Mid-States Division	009 - WKG Division	050.009.39700:Communication Equipme	Dec-18	524,257.15	0.00	0.00	0.00	0.00	0.00	524,257.15
050 Mid-States Division	009 - WKG Division	050.009.39800:Miscellaneous Equipme	Dec-18	3,889,659.04	0.00	0.00	0.00	0.00	0.00	3,889,659.04
050 Mid-States Division	0									

Company Id	Bus Segment Id	Depr Group Id	Gl Post Mo Yr	Begin Balance	Additons	Retirements	Transfers In	Transfers Out	Adjustment	End Balance
010 Atmos Regulated Shared Services	002 - Dallas Atmos Rate Division	010.002.39020:Struct & Improv AEAM	Jan-19	2,116.08	0.00	0.00	0.00	0.00	0.00	2,116.08
010 Atmos Regulated Shared Services	002 - Dallas Atmos Rate Division	010.002.39029:Improv-Leased AEAM	Jan-19	1,418.86	50,055.65	0.00	0.00	0.00	0.00	51,454.51
010 Atmos Regulated Shared Services	002 - Dallas Atmos Rate Division	010.002.39100:Office Furniture And	Jan-19	5,436,256.95	3,702.05	0.00	0.00	(3,702.05)	0.00	5,436,256.95
010 Atmos Regulated Shared Services	002 - Dallas Atmos Rate Division	010.002.39104:Office Furn. & Equip	Jan-19	17,036.47	0.00	0.00	0.00	0.00	0.00	17,036.47
010 Atmos Regulated Shared Services	002 - Dallas Atmos Rate Division	010.002.39120:Off Furn & Equip-AEAM	Jan-19	263,337.89	0.00	0.00	0.00	0.00	0.00	263,337.89
010 Atmos Regulated Shared Services	002 - Dallas Atmos Rate Division	010.002.39200:Transportation Equipm	Jan-19	7,125.41	0.00	0.00	0.00	0.00	0.00	7,125.41
010 Atmos Regulated Shared Services	002 - Dallas Atmos Rate Division	010.002.39400:Tools Shop And Garage	Jan-19	76,071.34	0.00	0.00	0.00	0.00	0.00	76,071.34
010 Atmos Regulated Shared Services	002 - Dallas Atmos Rate Division	010.002.39700:Communication Equipme	Jan-19	1,039,344.41	0.00	0.00	0.00	0.00	0.00	1,039,344.41
010 Atmos Regulated Shared Services	002 - Dallas Atmos Rate Division	010.002.39720:Commun Equip AEAM	Jan-19	8,824.34	0.00	0.00	0.00	0.00	0.00	8,824.34
010 Atmos Regulated Shared Services	002 - Dallas Atmos Rate Division	010.002.39800:Miscellaneous Equipme	Jan-19	136,509.52	0.00	0.00	0.00	0.00	0.00	136,509.52
010 Atmos Regulated Shared Services	002 - Dallas Atmos Rate Division	010.002.39820:Misc Equip - AEAM	Jan-19	7,388.39	0.00	0.00	0.00	0.00	0.00	7,388.39
010 Atmos Regulated Shared Services	002 - Dallas Atmos Rate Division	010.002.39900:Other Tangible Equipm	Jan-19	162,267.97	0.00	0.00	0.00	0.00	0.00	162,267.97
010 Atmos Regulated Shared Services	002 - Dallas Atmos Rate Division	010.002.39901:Servers-Hardware	Jan-19	20,472,392.78	(39.18)	0.00	0.00	0.00	0.00	20,472,353.60
010 Atmos Regulated Shared Services	002 - Dallas Atmos Rate Division	010.002.39902:Servers-Software	Jan-19	16,988,209.33	0.00	0.00	0.00	0.00	0.00	16,988,209.33
010 Atmos Regulated Shared Services	002 - Dallas Atmos Rate Division	010.002.39903:Network Hardware	Jan-19	4,732,586.89	0.00	0.00	0.00	0.00	0.00	4,732,586.89
010 Atmos Regulated Shared Services	002 - Dallas Atmos Rate Division	010.002.39906:Pc Hardware	Jan-19	2,290,495.25	0.00	0.00	0.00	0.00	0.00	2,290,495.25
010 Atmos Regulated Shared Services	002 - Dallas Atmos Rate Division	010.002.39907:Pc Software	Jan-19	1,487,885.70	19,447.10	0.00	0.00	0.00	0.00	1,507,332.80
010 Atmos Regulated Shared Services	002 - Dallas Atmos Rate Division	010.002.39908:Application Software	Jan-19	71,205,684.81	69,250.56	0.00	0.00	0.00	0.00	71,274,935.37
010 Atmos Regulated Shared Services	002 - Dallas Atmos Rate Division	010.002.39909:Mainframe Software	Jan-19	39,251.62	0.00	0.00	0.00	0.00	0.00	39,251.62
010 Atmos Regulated Shared Services	002 - Dallas Atmos Rate Division	010.002.39921:Servers-Hardware-AEAM	Jan-19	1,063,472.95	0.00	0.00	0.00	0.00	0.00	1,063,472.95
010 Atmos Regulated Shared Services	002 - Dallas Atmos Rate Division	010.002.39922:Servers-Software-AEAM	Jan-19	1,461,672.01	0.00	0.00	0.00	0.00	0.00	1,461,672.01
010 Atmos Regulated Shared Services	002 - Dallas Atmos Rate Division	010.002.39923:Network Hardware-AEAM	Jan-19	22,205.23	0.00	0.00	0.00	0.00	0.00	22,205.23
010 Atmos Regulated Shared Services	002 - Dallas Atmos Rate Division	010.002.39926:Pc Hardware-AEAM	Jan-19	314,379.42	0.00	0.00	0.00	0.00	0.00	314,379.42
010 Atmos Regulated Shared Services	002 - Dallas Atmos Rate Division	010.002.39928:Application SW-AEAM	Jan-19	20,881,359.81	0.00	0.00	0.00	0.00	0.00	20,881,359.81
010 Atmos Regulated Shared Services	002 - Dallas Atmos Rate Division	010.002.39931:ALGN-Servers-Hardware	Jan-19	297,266.61	0.00	0.00	0.00	0.00	0.00	297,266.61
010 Atmos Regulated Shared Services	002 - Dallas Atmos Rate Division	010.002.39932:ALGN-Servers-Software	Jan-19	345,729.64	0.00	0.00	0.00	0.00	0.00	345,729.64
010 Atmos Regulated Shared Services	002 - Dallas Atmos Rate Division	010.002.39938:ALGN-Application SW	Jan-19	19,553,370.46	92,878.79	0.00	0.00	0.00	0.00	19,646,249.25
050 Mid-States Division	009 - WKG Division	050.009.30100:Organization Grp	Jan-19	8,329.72	0.00	0.00	0.00	0.00	0.00	8,329.72
050 Mid-States Division	009 - WKG Division	050.009.30200:Franch & Consent Grp	Jan-19	119,852.69	0.00	0.00	0.00	0.00	0.00	119,852.69
050 Mid-States Division	009 - WKG Division	050.009.35010:Land	Jan-19	261,126.69	0.00	0.00	0.00	0.00	0.00	261,126.69
050 Mid-States Division	009 - WKG Division	050.009.35020:Rights-Of-Way	Jan-19	4,681.58	0.00	0.00	0.00	0.00	0.00	4,681.58
050 Mid-States Division	009 - WKG Division	050.009.35100:Structures And Improv	Jan-19	17,916.19	0.00	0.00	0.00	0.00	0.00	17,916.19
050 Mid-States Division	009 - WKG Division	050.009.35102:Compressor Station Eq	Jan-19	153,261.30	0.00	0.00	0.00	0.00	0.00	153,261.30
050 Mid-States Division	009 - WKG Division	050.009.35103:Measuring And Reg. St	Jan-19	23,138.38	0.00	0.00	0.00	0.00	0.00	23,138.38
050 Mid-States Division	009 - WKG Division	050.009.35104:Other Structures	Jan-19	137,442.53	0.00	0.00	0.00	0.00	0.00	137,442.53
050 Mid-States Division	009 - WKG Division	050.009.35200:Rights Of Way	Jan-19	8,352,191.23	679,790.78	0.00	0.00	0.00	0.00	9,031,982.01
050 Mid-States Division	009 - WKG Division	050.009.35201:Well Construction	Jan-19	1,699,998.54	0.00	0.00	0.00	0.00	0.00	1,699,998.54
050 Mid-States Division	009 - WKG Division	050.009.35202:Well Equipment	Jan-19	449,309.06	0.00	0.00	0.00	0.00	0.00	449,309.06
050 Mid-States Division	009 - WKG Division	050.009.35203:Cushion Gas Grp	Jan-19	1,694,832.96	0.00	0.00	0.00	0.00	0.00	1,694,832.96
050 Mid-States Division	009 - WKG Division	050.009.35210:Storage Leaseholds An	Jan-19	178,530.09	0.00	0.00	0.00	0.00	0.00	178,530.09
050 Mid-States Division	009 - WKG Division	050.009.35211:Storage Rights	Jan-19	54,614.27	0.00	0.00	0.00	0.00	0.00	54,614.27
050 Mid-States Division	009 - WKG Division	050.009.35301:Storage Field Lines	Jan-19	175,350.37	0.00	0.00	0.00	0.00	0.00	175,350.37
050 Mid-States Division	009 - WKG Division	050.009.35302:Storage Tributary Lin	Jan-19	209,318.90	0.00	0.00	0.00	0.00	0.00	209,318.90
050 Mid-States Division	009 - WKG Division	050.009.35400:Compressor Station Eq	Jan-19	923,446.05	0.00	0.00	0.00	0.00	0.00	923,446.05
050 Mid-States Division	009 - WKG Division	050.009.35500:Measuring and Regulat	Jan-19	273,084.38	0.00	0.00	0.00	0.00	0.00	273,084.38
050 Mid-States Division	009 - WKG Division	050.009.35600:Purification Equipmen	Jan-19	414,663.45	0.00	0.00	0.00	0.00	0.00	414,663.45
050 Mid-States Division	009 - WKG Division	050.009.36510:Land & Land Rights	Jan-19	26,970.37	0.00	0.00	0.00	0.00	0.00	26,970.37
050 Mid-States Division	009 - WKG Division	050.009.36520:Rights-Of-Way	Jan-19	867,772.00	0.00	0.00	0.00	0.00	0.00	867,772.00
050 Mid-States Division	009 - WKG Division	050.009.36602:Meas. & Reg. Sta. Str	Jan-19	49,001.72	0.00	0.00	0.00	0.00	0.00	49,001.72
050 Mid-States Division	009 - WKG Division	050.009.36603:Other Structures	Jan-19	80,826.29	0.00	0.00	0.00	0.00	0.00	80,826.29
050 Mid-States Division	009 - WKG Division	050.009.36700:Malns - Cathodic Prot	Jan-19	132,744.55	0.00	0.00	0.00	0.00	0.00	132,744.55
050 Mid-States Division	009 - WKG Division	050.009.36701:Malns - Steel	Jan-19	27,268,589.33	0.00	0.00	0.00	0.00	0.00	27,268,589.33
050 Mid-States Division	009 - WKG Division	050.009.36900:Measuring And Reg. St	Jan-19	787,078.54	0.00	0.00	0.00	0.00	0.00	787,078.54
050 Mid-States Division	009 - WKG Division	050.009.36901:Measuring And Reg. St	Jan-19	2,269,506.86	0.00	0.00	0.00	0.00	0.00	2,269,506.86
050 Mid-States Division	009 - WKG Division	050.009.37400:Land & Land Right Grp	Jan-19	531,166.79	0.00	0.00	0.00	0.00	0.00	531,166.79
050 Mid-States Division	009 - WKG Division	050.009.37401:Land	Jan-19	37,326.42	0.00	0.00	0.00	0.00	0.00	37,326.42
050 Mid-States Division	009 - WKG Division	050.009.37402:Land Rights	Jan-19	3,529,929.00	(4,740.18)	0.00	0.00	0.00	0.00	3,525,188.82
050 Mid-States Division	009 - WKG Division	050.009.37403:Land Other	Jan-19	2,783.89	0.00	0.00	0.00	0.00	0.00	2,783.89
050 Mid-States Division	009 - WKG Division	050.009.37500:Structures & Improvem	Jan-19	396,167.54	0.00	0.00	0.00	0.00	0.00	396,167.54
050 Mid-States Division	009 - WKG Division	050.009.37501:Struct. & Improv. - T	Jan-19	99,818.13	0.00	0.00	0.00	0.00	0.00	99,818.13
050 Mid-States Division	009 - WKG Division	050.009.37502:Land Rights	Jan-19	46,264.19	0.00	0.00	0.00	0.00	0.00	46,264.19
050 Mid-States Division	009 - WKG Division	050.009.37503:Improvements	Jan-19	4,005.08	0.00	0.00	0.00	0.00	0.00	4,005.08
050 Mid-States Division	009 - WKG Division	050.009.37600:Malns - Cathodic Prot	Jan-19	18,156,822.52	13,690.46	(23,004.78)	0.00	0.00	0.00	18,147,508.20
050 Mid-States Division	009 - WKG Division	050.009.37601:Malns - Steel	Jan-19	158,972,490.47	36,675.40	(177,040.22)	0.00	0.00	0.00	158,832,125.65
050 Mid-States Division	009 - WKG Division	050.009.37602:Malns - Plastic	Jan-19	127,087,362.37	3,170,398.50	(1,803.64)	0.00	0.00	0.00	130,205,957.23
050 Mid-States Division	009 - WKG Division	050.009.37800:Meas. And Reg. Sta. E	Jan-19	17,135,308.00	1,169,599.41	(891.98)	0.00	0.00	0.00	18,304,012.43
050 Mid-States Division	009 - WKG Division	050.009.37900:Meas & Reg Station Eq	Jan-19	4,306,856.80	(1,972.18)	0.00	0.00	0.00	0.00	4,304,884.62
050 Mid-States Division	009 - WKG Division	050.009.37905:Meas & Reg Sta Eq - C	Jan-19	1,666,178.30	(1.18)	0.00	0.00	0.00	0.00	1,666,177.12
050 Mid-States Division	009 - WKG Division	050.009.38000:Services	Jan-19	132,625,094.08	1,134,987.88	(141,613.40)	0.00	0.00	0.00	133,618,468.56
050 Mid-States Division	009 - WKG Division	050.009.38100:Meters	Jan-19	36,000,036.07	229,842.34	(17,768.12)	0.00	0.00	0.00	36,212,110.29
050 Mid-States Division	009 - WKG Division	050.009.38200:Meter Installations	Jan-19	165,979,927.76	165,783.86	(18,344.29)	0.00	0.00	0.00	167,725,367.33
050 Mid-States Division	009 - WKG Division	050.009.38300:House Regulators	Jan-19	11,676,910.81	9,447.44	0.00	0.00	0.00	0.00	11,686,358.25
050 Mid-States Division	009 - WKG Division	050.009.38400:House Regulator Insta	Jan-19	219,785.04	576.42	0.00	0.00	0.00	0.00	220,361.46
050 Mid-States Division	009 - WKG Division	050.009.38500:Industrial Measuring	Jan-19	5,203,207.28	5,568.58	0.00	0.00	0.00	0.00	5,208,775.86
050 Mid-States Division	009 - WKG Division	050.009.38900:Land & Land Rights	Jan-19	1,211,697.30	0.00	0.00	0.00	0.00	0.00	1,211,697.30
050 Mid-States Division	009 - WKG Division	050.009.39000:Structure & Improv	Jan-19	7,927,625.17	0.00	0.00	0.00	0.00	0.00	7,927,625.17
050 Mid-States Division	009 - WKG Division	050.009.39002:Structure-Brick Grp	Jan-19	173,114.85	0.00	0.00	0.00	0.00	0.00	173,114.85
050 Mid-States Division	009 - WKG Division	050.009.39003:Improvements Grp	Jan-19	709,199.18	0.00	0.00	0.00	0.00	0.00	709,199.18
050 Mid-States Division	009 - WKG Division	050.009.39004:Air Condition Eq Grp	Jan-19	12,854.74	0.00	0.00	0.00	0.00	0.00	12,854.74
050 Mid-States Division	009 - WKG Division	050.009.39008:Improvment-Leased								

Company Id	Bus Segment Id	Depr Group Id	GI Post Mo Yr	Begin Balance	Additions	Retirements	Transfers In	Transfers Out	Adjustment	End Balance
050 Mid-States Division	091 - Brentwood Division	050.091.30100:Organization Grp	Jan-19	185,309.27	0.00	0.00	0.00	0.00	0.00	185,309.27
050 Mid-States Division	091 - Brentwood Division	050.091.30500:Infantables Grp	Jan-19	1,109,551.68	0.00	0.00	0.00	0.00	0.00	1,109,551.68
050 Mid-States Division	091 - Brentwood Division	050.091.39001:Struct - Frame Grp	Jan-19	179,338.52	0.00	0.00	0.00	0.00	0.00	179,338.52
050 Mid-States Division	091 - Brentwood Division	050.091.39004:Air Condit Equip Grp	Jan-19	15,383.91	0.00	0.00	0.00	0.00	0.00	15,383.91
050 Mid-States Division	091 - Brentwood Division	050.091.39005:Improve - Leased Grp	Jan-19	38,834.00	0.00	0.00	0.00	0.00	0.00	38,834.00
050 Mid-States Division	091 - Brentwood Division	050.091.39100:Office Furniture And	Jan-19	53,753.13	0.00	0.00	0.00	0.00	0.00	53,753.13
050 Mid-States Division	091 - Brentwood Division	050.091.39200:Transp Equip- Group	Jan-19	27,284.69	0.00	0.00	0.00	0.00	0.00	27,284.69
050 Mid-States Division	091 - Brentwood Division	050.091.39400:Tools Shop And Garage	Jan-19	175,867.44	0.00	0.00	0.00	0.00	0.00	175,867.44
050 Mid-States Division	091 - Brentwood Division	050.091.39600:Power Op Equip-Group	Jan-19	20,515.69	0.00	0.00	0.00	0.00	0.00	20,515.69
050 Mid-States Division	091 - Brentwood Division	050.091.39700:Communication Equipme	Jan-19	37,541.00	0.00	0.00	0.00	0.00	0.00	37,541.00
050 Mid-States Division	091 - Brentwood Division	050.091.39800:Miscellaneous Equipme	Jan-19	814,166.88	0.00	0.00	0.00	0.00	0.00	814,166.88
050 Mid-States Division	091 - Brentwood Division	050.091.39906:PC Hardware	Jan-19	70,177.67	0.00	0.00	0.00	0.00	0.00	70,177.67
050 Mid-States Division	091 - Brentwood Division	050.091.39907:PC Software	Jan-19	78,585.68	0.00	0.00	0.00	0.00	0.00	78,585.68
050 Mid-States Division	091 - Brentwood Division	050.091.39908:Application Software	Jan-19	828,509.36	0.00	0.00	0.00	0.00	0.00	828,509.36
010 Atmos Regulated Shared Services	002 - Dallas Atmos Rate Division	010.002.39000:Structure & Improv	Feb-19	1,411,389.93	0.00	0.00	0.00	0.00	0.00	1,411,389.93
010 Atmos Regulated Shared Services	002 - Dallas Atmos Rate Division	010.002.39005:Structure & Improv	Feb-19	9,187,141.97	0.00	0.00	0.00	0.00	0.00	9,187,141.97
010 Atmos Regulated Shared Services	002 - Dallas Atmos Rate Division	010.002.39009:Improvements - Leased	Feb-19	9,437,418.92	0.00	0.00	0.00	0.00	0.00	9,437,418.92
010 Atmos Regulated Shared Services	002 - Dallas Atmos Rate Division	010.002.39020:Struct & Improv AEAM	Feb-19	2,116.08	0.00	0.00	0.00	0.00	0.00	2,116.08
010 Atmos Regulated Shared Services	002 - Dallas Atmos Rate Division	010.002.39023:Improv-Leased AEAM	Feb-19	51,454.51	0.00	0.00	0.00	0.00	0.00	51,454.51
010 Atmos Regulated Shared Services	002 - Dallas Atmos Rate Division	010.002.39100:Office Furniture And	Feb-19	5,496,256.95	0.00	0.00	0.00	0.00	0.00	5,496,256.95
010 Atmos Regulated Shared Services	002 - Dallas Atmos Rate Division	010.002.39104:Office Furn. & Equip	Feb-19	71,036.47	0.00	0.00	0.00	0.00	0.00	71,036.47
010 Atmos Regulated Shared Services	002 - Dallas Atmos Rate Division	010.002.39120:Off Furn & Equip-AEAM	Feb-19	263,337.89	0.00	0.00	0.00	0.00	0.00	263,337.89
010 Atmos Regulated Shared Services	002 - Dallas Atmos Rate Division	010.002.39200:Transportation Equipm	Feb-19	7,125.41	0.00	0.00	0.00	0.00	0.00	7,125.41
010 Atmos Regulated Shared Services	002 - Dallas Atmos Rate Division	010.002.39400:Tools Shop And Garage	Feb-19	76,071.34	0.00	0.00	0.00	0.00	0.00	76,071.34
010 Atmos Regulated Shared Services	002 - Dallas Atmos Rate Division	010.002.39700:Communication Equipme	Feb-19	1,039,344.41	0.00	0.00	0.00	0.00	0.00	1,039,344.41
010 Atmos Regulated Shared Services	002 - Dallas Atmos Rate Division	010.002.39720:Commun Equip AEAM	Feb-19	8,824.34	0.00	0.00	0.00	0.00	0.00	8,824.34
010 Atmos Regulated Shared Services	002 - Dallas Atmos Rate Division	010.002.39800:Miscellaneous Equipme	Feb-19	136,509.52	0.00	0.00	0.00	0.00	0.00	136,509.52
010 Atmos Regulated Shared Services	002 - Dallas Atmos Rate Division	010.002.39820:Misc Equip - AEAM	Feb-19	7,388.39	0.00	0.00	0.00	0.00	0.00	7,388.39
010 Atmos Regulated Shared Services	002 - Dallas Atmos Rate Division	010.002.39900:Other Tangible Equipm	Feb-19	162,267.97	0.00	0.00	0.00	0.00	0.00	162,267.97
010 Atmos Regulated Shared Services	002 - Dallas Atmos Rate Division	010.002.39901:Servers-Hardware	Feb-19	20,472,536.60	183.09	0.00	0.00	0.00	0.00	20,472,536.69
010 Atmos Regulated Shared Services	002 - Dallas Atmos Rate Division	010.002.39902:Servers-Software	Feb-19	16,988,209.33	1,379.45	0.00	0.00	0.00	0.00	16,989,588.78
010 Atmos Regulated Shared Services	002 - Dallas Atmos Rate Division	010.002.39903:Network Hardware	Feb-19	4,732,586.89	0.00	0.00	0.00	0.00	0.00	4,732,586.89
010 Atmos Regulated Shared Services	002 - Dallas Atmos Rate Division	010.002.39906:PC Hardware	Feb-19	2,290,495.25	299.52	0.00	0.00	0.00	0.00	2,290,794.77
010 Atmos Regulated Shared Services	002 - Dallas Atmos Rate Division	010.002.39907:PC Software	Feb-19	1,507,132.80	1,005.64	0.00	0.00	0.00	0.00	1,508,138.44
010 Atmos Regulated Shared Services	002 - Dallas Atmos Rate Division	010.002.39908:Application Software	Feb-19	71,274,935.37	1,228,739.95	0.00	0.00	0.00	0.00	72,503,675.32
010 Atmos Regulated Shared Services	002 - Dallas Atmos Rate Division	010.002.39909:Malnframe Software	Feb-19	39,251.62	0.00	0.00	0.00	0.00	0.00	39,251.62
010 Atmos Regulated Shared Services	002 - Dallas Atmos Rate Division	010.002.39921:Servers-Hardware-AEAM	Feb-19	1,063,472.95	0.00	0.00	0.00	0.00	0.00	1,063,472.95
010 Atmos Regulated Shared Services	002 - Dallas Atmos Rate Division	010.002.39922:Servers-Software-AEAM	Feb-19	1,461,672.01	0.00	0.00	0.00	0.00	0.00	1,461,672.01
010 Atmos Regulated Shared Services	002 - Dallas Atmos Rate Division	010.002.39923:Network Hardware-AEAM	Feb-19	22,205.23	0.00	0.00	0.00	0.00	0.00	22,205.23
010 Atmos Regulated Shared Services	002 - Dallas Atmos Rate Division	010.002.39926:PC Hardware-AEAM	Feb-19	314,379.42	0.00	0.00	0.00	0.00	0.00	314,379.42
010 Atmos Regulated Shared Services	002 - Dallas Atmos Rate Division	010.002.39928:Application SW-AEAM	Feb-19	20,681,359.81	0.00	0.00	0.00	0.00	0.00	20,681,359.81
010 Atmos Regulated Shared Services	002 - Dallas Atmos Rate Division	010.002.39931:ALGN-Servers-Hardware	Feb-19	287,266.61	0.00	0.00	0.00	0.00	0.00	287,266.61
010 Atmos Regulated Shared Services	002 - Dallas Atmos Rate Division	010.002.39932:ALGN-Servers-Software	Feb-19	345,729.64	0.00	0.00	0.00	0.00	0.00	345,729.64
010 Atmos Regulated Shared Services	002 - Dallas Atmos Rate Division	010.002.39938:ALGN-Application SW	Feb-19	19,646,249.25	0.00	0.00	0.00	0.00	0.00	19,646,249.25
050 Mid-States Division	009 - WKG Division	050.009.30100:Organization Grp	Feb-19	8,329.72	0.00	0.00	0.00	0.00	0.00	8,329.72
050 Mid-States Division	009 - WKG Division	050.009.30200:Franch & Consent Grp	Feb-19	119,852.69	0.00	0.00	0.00	0.00	0.00	119,852.69
050 Mid-States Division	009 - WKG Division	050.009.35010:Land	Feb-19	261,126.69	0.00	0.00	0.00	0.00	0.00	261,126.69
050 Mid-States Division	009 - WKG Division	050.009.35020:Rights-Of-Way	Feb-19	4,681.58	0.00	0.00	0.00	0.00	0.00	4,681.58
050 Mid-States Division	009 - WKG Division	050.009.35100:Structures And Improv	Feb-19	17,816.19	0.00	0.00	0.00	0.00	0.00	17,816.19
050 Mid-States Division	009 - WKG Division	050.009.35102:Compressor Station Eq	Feb-19	153,261.30	0.00	0.00	0.00	0.00	0.00	153,261.30
050 Mid-States Division	009 - WKG Division	050.009.35103:Measuring And Reg. St	Feb-19	23,138.38	0.00	0.00	0.00	0.00	0.00	23,138.38
050 Mid-States Division	009 - WKG Division	050.009.35104:Other Structures	Feb-19	137,442.53	0.00	0.00	0.00	0.00	0.00	137,442.53
050 Mid-States Division	009 - WKG Division	050.009.35200:Rights-Of-Way	Feb-19	9,031,982.01	26,841.81	0.00	0.00	0.00	0.00	9,058,823.82
050 Mid-States Division	009 - WKG Division	050.009.35201:Well Construction	Feb-19	1,699,998.54	0.00	0.00	0.00	0.00	0.00	1,699,998.54
050 Mid-States Division	009 - WKG Division	050.009.35202:Well Equipment	Feb-19	449,303.06	0.00	0.00	0.00	0.00	0.00	449,303.06
050 Mid-States Division	009 - WKG Division	050.009.35203:Cushion Gas Grp	Feb-19	1,694,832.96	0.00	0.00	0.00	0.00	0.00	1,694,832.96
050 Mid-States Division	009 - WKG Division	050.009.35210:Storage Leaseholds An	Feb-19	178,530.09	0.00	0.00	0.00	0.00	0.00	178,530.09
050 Mid-States Division	009 - WKG Division	050.009.35211:Storage Rights	Feb-19	54,614.27	0.00	0.00	0.00	0.00	0.00	54,614.27
050 Mid-States Division	009 - WKG Division	050.009.35301:Storage Field Lines	Feb-19	175,350.37	0.00	0.00	0.00	0.00	0.00	175,350.37
050 Mid-States Division	009 - WKG Division	050.009.35302:Storage Tributary Lin	Feb-19	209,318.90	0.00	0.00	0.00	0.00	0.00	209,318.90
050 Mid-States Division	009 - WKG Division	050.009.35400:Compressor Station Eq	Feb-19	923,446.05	0.00	0.00	0.00	0.00	0.00	923,446.05
050 Mid-States Division	009 - WKG Division	050.009.35500:Measuring and Regulat	Feb-19	273,084.38	0.00	0.00	0.00	0.00	0.00	273,084.38
050 Mid-States Division	009 - WKG Division	050.009.35600:Purification Equipmen	Feb-19	414,663.45	0.00	0.00	0.00	0.00	0.00	414,663.45
050 Mid-States Division	009 - WKG Division	050.009.36510:Land & Land Rights	Feb-19	26,970.37	0.00	0.00	0.00	0.00	0.00	26,970.37
050 Mid-States Division	009 - WKG Division	050.009.36520:Rights-Of-Way	Feb-19	867,772.00	0.00	0.00	0.00	0.00	0.00	867,772.00
050 Mid-States Division	009 - WKG Division	050.009.36602:Meas. & Reg. Sta. Str	Feb-19	49,001.72	0.00	0.00	0.00	0.00	0.00	49,001.72
050 Mid-States Division	009 - WKG Division	050.009.36603:Other Structures	Feb-19	60,828.29	0.00	0.00	0.00	0.00	0.00	60,828.29
050 Mid-States Division	009 - WKG Division	050.009.36700:Malns - Cathodic Prot	Feb-19	132,744.55	0.00	0.00	0.00	0.00	0.00	132,744.55
050 Mid-States Division	009 - WKG Division	050.009.36701:Malns - Steel	Feb-19	27,268,589.33	0.00	0.00	0.00	0.00	0.00	27,268,589.33
050 Mid-States Division	009 - WKG Division	050.009.36800:Measuring And Reg. St	Feb-19	787,078.54	0.00	0.00	0.00	0.00	0.00	787,078.54
050 Mid-States Division	009 - WKG Division	050.009.36901:Measuring And Reg. St	Feb-19	2,269,506.86	0.00	0.00	0.00	0.00	0.00	2,269,506.86
050 Mid-States Division	009 - WKG Division	050.009.37400:Land & Land Right Grp	Feb-19	531,166.79	0.00	0.00	0.00	0.00	0.00	531,166.79
050 Mid-States Division	009 - WKG Division	050.009.37401:Land	Feb-19	37,328.42	0.00	0.00	0.00	0.00	0.00	37,328.42
050 Mid-States Division	009 - WKG Division	050.009.37402:Land Rights	Feb-19	3,525,188.82	58.87	0.00	0.00	0.00	0.00	3,525,247.69
050 Mid-States Division	009 - WKG Division	050.009.37403:Land Other	Feb-19	2,783.89	0.00	0.00	0.00	0.00	0.00	2,783.89
050 Mid-States Division	009 - WKG Division	050.009.37500:Structures & Improvem	Feb-19	336,167.54	0.00	0.00	0.00	0.00	0.00	336,167.54
050 Mid-States Division	009 - WKG Division	050.009.37501:Struct. & Improv. - T	Feb-19	99,818.13	0.00	0.00	0.00	0.00	0.00	99,818.13
050 Mid-States Division	009 - WKG Division	050.009.37502:Land Rights	Feb-19	46,264.19	0.00	0.00	0.00	0.00	0.00	46,264.19
050 Mid-States Division	009 - WKG Division	050.009.37503:Improvements	Feb-19	4,005.08	0.00	0.00	0.00	0.00	0.00	4,005.08
050 Mid-States Division	009 - WKG Division	050.009.37600:Malns - Cathodic Prot	Feb-19	18,147,508.20	24,403.09	0.00	0.00	0.00	0.00	18,169,967.80
050 Mid-States Division	009 - WKG Division	050.009.37601:Malns - Steel	Feb-19	158						

Sum of Total Reserve	Column Labels														Grand Total	
Row Labels	Dec-17	Jan-18	Feb-18	Mar-18	Apr-18	May-18	Jun-18	Jul-18	Aug-18	Sep-18	Oct-18	Nov-18	Dec-18	Jan-19	Feb-19	Grand Total
002 - Dallas Atmos Rate Division	103714234.9	104802989.4	105886340.1	106968137.5	108050001	109131956.8	110244991.3	111369331.5	112484255.3	91762515.41	92777536.15	93797237.28	88315114.68	89326044.5	90185101.39	1518815787
010.002.39000:Structure & Improv	470718.95	474473.95	478228.95	481983.95	485738.95	489493.95	493244.95	497254.95	500839.15	504669.76	508399.49	512147.74	515895.99	519644.24	523392.49	7456256.96
010.002.39005:Structure & Improv	3469460.65	3491942.68	3515424.71	3538906.74	3562388.77	3585913	3609394.92	3632876.84	3656358.76	3679840.68	3703318.62	3726796.56	3750274.5	3773752.44	3797230.38	54492880.25
010.002.39009:Improvements - Leased	9311888.27	9315021.09	9315751.15	9316004.95	9316258.75	9316512.55	9316766.35	9317020.15	9317273.95	9348368.66	937596.36	9406795.24	9430447.44	9438256.91	9438443.9	140282405.7
010.002.39020:Struct & Improv AEAM	-0.04	-0.04	-0.04	-0.04	-0.04	-0.04	-0.04	-0.04	-0.04	-0.04	24.17	29.86	35.55	41.24	46.93	177.35
010.002.39029:Improv-Leased AEAM	-0.08	-0.08	-0.08	-0.08	5.7	11.48	15.37	19.26	23.15	27.04	31.55	36.06	40.57	45.15	261.73	622.74
010.002.39100:Office Furniture And	1747910.54	1764936.27	1781962	1798984.37	1816026.11	1833067.85	1850109.59	1867151.33	1884694.93	1907180.74	1925217.86	1943257.04	1961323.96	1979136.22	1997199.02	28058157.83
010.002.39102:Remittance Processing	1.26	1.26	1.26	1.26	1.26	1.26	1.26	1.26	1.26	1.26	1.26	1.26	1.26	1.26	1.26	18.9
010.002.39103:Office Machines	0.45	0.45	0.45	0.45	0.45	0.45	0.45	0.45	0.45	0.45	0.45	0.45	0.45	0.45	0.45	6.75
010.002.39104:Office Furn. & Equip												32713.71	32948.73			65662.44
010.002.39104:Office Furn. & Equip	30200.92	30411.8	30622.68	30834.52	31046.36	31258.2	31470.04	31681.88	31893.72	32105.56	32317.4	32529.24	32741.08	32952.92	33164.76	411159.33
010.002.39120:Off Furn & Equip-AEAM	96871.18	97748.2	98625.22	99502.24	100383.26	101261.28	102139.3	103017.32	103895.34	104773.36	105651.38	106529.4	107407.42	108285.44	109163.46	1545256.05
010.002.39200:Transportation Equipm	5079.45	5180.18	5280.91	5381.64	5482.37	5583.1	5683.83	5784.56	5885.29	5986.02	6086.75	6187.48	6288.21	6388.94	6489.67	82453.89
010.002.39400:Tools Shop And Garage	29491.96	30040.96	30589.96	31138.96	31687.96	32236.96	32785.96	33334.96	33883.96	34432.96	34981.96	35530.96	36079.96	36628.96	37177.96	500023.32
010.002.39420:Tools And Garage-AEAM	388.07	388.07	388.07	388.07	388.07	388.07	388.07	388.07	388.07	388.07	388.07	388.07	388.07	388.07	388.07	5821.05
010.002.39700:Communication Equipme	505591.23	510509.32	515427.41	520345.5	525263.53	530174.92	535089.31	540003.7	544918.1	549832.48	554747.04	559661.6	564576.16	569490.72	574405.28	8100033.29
010.002.39720:Commun Equip AEAM	3519.76	3561.26	3602.76	3644.26	3685.76	3727.26	3768.76	3810.26	3851.76	3893.26	3934.73	3976.2	4017.67	4059.14	4100.61	57153.45
010.002.39800:Miscellaneous Equipme	42694.03	43069.87	43445.71	43821.55	44197.39	44573.23	44949.07	45324.91	45700.75	46076.59	46452.43	46828.27	47204.11	47579.95	47955.79	679837.35
010.002.39820:Misc Equip - AEAM	705.62	723.45	741.28	759.11	776.94	794.77	812.6	830.43	848.26	866.09	883.92	901.75	919.58	937.41	955.24	12454.05
010.002.39900:Other Tangible Equipm	162377.29	162486.59	162595.89	162705.19	162814.49	162923.79	163033.09	163142.39	163251.69	163360.99	163470.29	163579.59	163688.89	163798.19	163907.49	2446789.97
010.002.39901:Servers-Hardware	19853679.42	20120727.61	20387775.8	20654823.99	20921872.18	21188920.37	21461557.03	21734425.75	21996706.16	3567452.12	3712398.08	3857344.04	4006634.12	4155924.01	4305214.92	211925455.6
010.002.39902:Servers-Software	1660633.15	16741070.29	16871871.51	17001570.29	17131269.07	17260967.85	17406741.38	17552536.42	17663949.7	17665293.06	16888392.57	17011491.76	15679285.56	15806960.11	15934547.67	252322300.4
010.002.39903:Network Hardware	2392239.07	2415855.07	2439471.07	2463087.07	2486703.07	2510319.07	2533935.07	2557551.07	2581167.07	2604783.07	2628399.07	2652015.07	2675631.07	2699247.07	2722863.07	38408361.57
010.002.39906:Pc Hardware	992978.97	1010012.33	1027045.69	1044089.05	1061128.26	1078172.47	1095216.68	1112260.89	1129305.1	1146349.31	1163393.52	1180437.73	1197481.94	1214526.15	1231570.36	10556257.59
010.002.39907:Pc Software	199468.35	207681.58	215894.81	224108.04	232321.27	240534.5	248747.73	256960.96	265174.19	273387.42	281600.65	289813.88	298027.11	306240.34	314453.57	3847829.39
010.002.39908:Application Software	31264132.74	31615589	31967048.99	32318506.31	32669932.73	33021358.09	33372783.45	33724208.81	34075634.17	34427059.53	34838484.89	34812533.32	31951302.96	31951302.96	3272753.4	495841436.1
010.002.39909:Mainframe Software	43472.76	43665.48	43858.2	44050.92	44243.64	44436.36	44629.08	44821.8	44993.52	45160.06	45326.56	45490.09	45654.52	45818.95	45983.38	671585.09
010.002.39921:Servers-Hardware-AEAM	1097203.43	1109215.21	1121226.99	1133238.77	1145250.55	1157262.33	1169274.11	1181285.89	1193297.67	1205309.45	1217321.23	1229333.01	1241344.79	1253356.57	1265368.35	1252991.4
010.002.39922:Servers-Software-AEAM	430608.34	437638.2	444668.06	451697.94	458727.82	465757.7	472787.58	479817.46	486847.34	493877.22	500907.1	507936.98	514966.86	521996.74	529026.62	6979852.38
010.002.39923:Network Hardware-AEAM	41313.05	41723.94	42134.83	42545.72	42956.61	43367.5	43778.39	44189.28	44600.17	45011.06	45422.34	45833.22	46244.11	46655.0	47065.88	548015.46
010.002.39926:Pc Hardware-AEAM	40592.25	43048.07	45503.89	47959.71	50415.53	52871.35	55327.17	57782.99	60238.81	62694.63	65150.45	67592.09	70040.82	72489.55	74938.28	866638.5
010.002.39928:Application SW-AEAM	11867206.64	11976484.04	12085760.99	12195037.92	12304353.9	12413669.88	12522985.86	12632301.24	12780195.59	12685501.99	12804829.99	12924157.99	11668242.53	11803180.73	11918118.93	184602027.9
010.002.39931:ALGN-Servers-Hardware	39523.56	41882.87	44242.18	46601.49	48960.8	51320.11	53679.42	56038.73	58398.04	60757.35	63111.56	65465.77	67819.98	70174.19	72528.4	840504.5
010.002.39932:ALGN-Servers-Software	32977.25	35579.08	38180.91	40782.74	43384.57	45986.4	48588.23	51190.06	53791.89	55988.06	61582.4	64176.74	66771.08	69365.42	717738.55	
010.002.39938:ALGN-Application SW	2936586.45	3032320.34	3128965.85	3225611.36	3322256.87	3418902.38	3515547.89	3612193.4	3708838.91	3805484.42	3904185.35	4002896.67	4105281.92	4208005.12	4310728.32	54237805.25
RWIP												3272.25	3272.25	3272.25	3272.25	0.91675
009 - WKG Division	171871042.2	172595210.6	172079276.8	172950672.7	174005461.1	175039191.5	175545207.9	173076558.3	173130104.4	172299762.1	173756613.6	174418938	175667115.1	176507260.1	177129853	2610072287
050.009.30100:Organization Grp	8329.72	8329.72	8329.72	8329.72	8329.72	8329.72	8329.72	8329.72	8329.72	8329.72	8329.72	8329.72	8329.72	8329.72	8329.72	124945.8
050.009.30200:Franch & Consent Grp	119852.69	119852.69	119852.69	119852.69	119852.69	119852.69	119852.69	119852.69	119852.69	119852.69	119852.69	119852.69	119852.69	119852.69	119852.69	179790.35
050.009.35010:Land	0	0	0	0	0	0	0	0	0	0	0	0	0	0	0	0
050.009.35020:Rights-Of-Way	4427.68	4428.66	4429.64	4430.62	4431.6	4432.58	4433.56	4434.54	4435.52	4436.5	4437.48	4438.46	4439.44	4440.42	4441.4	66518.1
050.009.35100:Structures And Improv	5765.91	5790.84	5815.77	5840.7	5865.63	5890.56	5915.49	5940.42	5965.35	5990.28	6015.21	6040.14	6065.07	6090	6114.93	89106.3
050.009.35102:Compressor Station Eq	110372.68	110533.61	110694.54	110855.47	111016.4	111177.33	111338.26	111499.19	111660.12	111821.05	111981.98	112142.91	112303.84	112464.77	112625.7	1672487.85
050.009.35103:Measuring And Reg. St	20112.95	20130.69	20148.43	20166.17	20183.91	20201.65	20219.39	20237.13	20254.87	20272.61	20290.35	20308.09	20325.83	20343.57	20361.31	309556.95
050.009.35104:Other Structures	97024	97172.89	97321.78	97470.67	97619.56	97768.45	97917.34	98066.23	98215.12	98364.01	98512.9	98661.79	98810.68	98959.57	99108.46	1470993.45
050.009.35200:Rights Of Way	908785.47	922219.08	935652.69	949086.25	962519.81	975953.37	989386.93	1002820.49	1016254.05	1029687.61	1043120.72	1056553.83	1069986.94	1084148.99	1098343.3	15044519.47
050.009.35201:Well Construction	1374503.06	1376642.23	1378781.4	1380920.57	1383059.74	1385198.91	1387338.08	1389477.25	1391616.42	1393755.59	1395894.76	1398033.93	1400173.1	1402312.27	1404451.44	20842158.75
050.																

Row Labels	Dec-17	Jan-18	Feb-18	Mar-18	Apr-18	May-18	Jun-18	Jul-18	Aug-18	Sep-18	Oct-18	Nov-18	Dec-18	Jan-19	Feb-19	Grand Total
050.009.37400:Land & Land Right Grp	0	0	0	0	0	0	0	0	0	0	0	0	0	0	0	0
050.009.37401:Land	0	0	0	0	0	0	0	0	0	0	0	0	0	0	0	0
050.009.37402:Land Rights	157279.31	160382.05	163484.79	166755.66	170026.53	173297.42	176595.51	179894.1	183281.08	189698.71	193847.09	198004.01	202160.46	206313.06	210465.71	2731485.49
050.009.37403:Land Other	0	0	0	0	0	0	0	0	0	0	0	0	0	0	0	0
050.009.37500:Structures & Improvem	102030.12	102607.21	103184.3	103761.39	104338.48	104915.57	105492.66	106069.75	106646.54	107223.93	107801.02	108378.11	108955.22	109532.29	110109.38	1591046.25
050.009.37501:Struct. & Improv. - T	67985.24	68156.59	68327.94	68499.29	68670.64	68841.99	69013.34	69184.69	69356.04	69527.39	69698.74	69870.09	70041.44	70212.79	70384.14	1037770.35
050.009.37502:Land Rights	33793.99	33873.41	33952.83	34032.25	34111.67	34191.09	34270.51	34349.93	34429.35	34508.77	34588.19	34667.61	34747.03	34826.45	34905.87	515248.95
050.009.37503:Improvements	1781.21	1788.08	1794.95	1801.82	1808.69	1815.56	1822.43	1829.3	1836.17	1843.04	1849.91	1856.78	1863.65	1870.52	1877.39	27439.5
050.009.37600:Mains - Cathodic Prot	12420096.06	12474316.74	12497642.88	12565594.52	12644560.07	12708442.4	12769467.62	12830492.84	12891519.06	12952544.28	13013569.5	13074594.72	13135619.94	13196645.16	13257670.38	16424428.14
050.009.37601:Mains - Steel	29092134.47	29354849.57	29559585.27	29606492.23	29800647.73	30056428.01	30225802.68	30388206.73	30990977.65	29942637.46	29912556.04	29938178.32	30142777.77	30106790.95	30315353.44	44878354.84
050.009.37602:Mains - Plastic	14896509.13	15068698.11	15247367.36	15357066.35	15540543.83	15725563.91	15853946.35	16035444.64	16161188.61	15034398.53	15147079.29	15335105.33	15541180.13	15756270.54	15971470.37	23267183.25
050.009.37800:Meas. And Reg. Sta. E	1757955.51	1881261.91	1910451.86	1931205.06	1964920.29	1998720.65	2026244.65	2057392.99	2098900.22	2007321.26	2042666.32	2078281.11	2117375.5	2158049.97	2200112.65	30230859.95
050.009.37900:Meas & Reg Station Eq	832276.01	841669	851061.99	858894.97	868723.45	874652.9	873676.28	883496.16	893316.04	882427.91	892733.24	880572.18	890630.06	900910.72	911202.71	13136213.62
050.009.37905:Meas & Reg Sta Eq - C	961613.71	965552.5	969491.29	967502.16	971440.16	975378.17	979290.58	983228.59	980422.21	984539.65	988519.11	991054.72	992004.81	994632.91	998606.63	14703277.2
050.009.38000:Services	36234894.07	36495244.66	35207180.17	35273186.81	35566188.44	35864559.14	35669396.86	35889998.09	35989002.99	35602958.34	35560980.38	35849114.98	35893125.17	36132677.58	36227990.98	537456498.7
050.009.38100:Meters	17052798.99	17264589.41	17475896.75	17663150.79	17887047.87	18092236.99	18292573.16	18450715.89	18656095.36	18962983.72	19101216.5	19268470.67	19513376.15	19744427.53	19763790.14	277189569.9
050.009.38200:Meter Installations	24241523.25	24414505.77	24589815.06	24694146.08	24885084.34	25032051.97	25151681.83	25198986.95	25319279.61	25505843.5	25474633.2	25578348.44	25764183.28	25938462.82	25797203.91	377579750
050.009.38300:House Regulators	3623777.74	3652168.25	3680598.69	3704890.87	3733842.31	3762911.17	3789843.44	3819192.63	3848731.09	3878003.04	3907869.21	3937753.44	3965783.31	3996065.46	4026428.05	57327858.7
050.009.38400:House Regulator Insta	83640.28	84039.04	84441.54	84847.04	85253.89	85663.36	86075.29	86490.49	86905.87	87342.49	87765.52	88190.56	88617.44	89044.81	89474.82	1297792.44
050.009.38500:Industrial Measuring	2726747.51	2738426.85	2750114.25	2761800.51	2773498.42	2785208.96	2796904.14	2808625.85	2820391.67	2832094.69	2843833.12	2855576.45	2867315.99	2879063.92	2890832.29	36407542.18
050.009.38900:Land & Land Rights	0	0	0	0	0	0	0	0	0	0	0	0	0	0	0	0
050.009.39000:Structure & Improv	787776.43	810270.08	832773.03	855257.38	877751.03	900298.96	923111.24	945923.52	968735.8	1003714.77	1028554.66	1053394.55	1078234.44	1103074.33	1128150.91	14297011.83
050.009.39003:Structure-Brick Grp	96659.17	97201.6	97744.03	98286.46	98828.89	99371.32	99913.75	100456.18	100998.13	101541.04	102083.67	102625.9	103168.33	103710.76	104253.19	1506842.7
050.009.39003:Improvements Grp	247979.44	250201.6	252423.76	254645.92	256868.08	259090.24	261312.4	263534.56	265756.72	267978.88	270201.04	272423.2	274645.36	276867.52	279089.68	3953018.4
050.009.39004:Air Condition Eq Grp	4075.21	4115.8	4156.39	4196.98	4237.57	4278.16	4318.75	4359.34	4399.93	4440.52	4481.11	4521.7	4562.29	4602.88	4643.47	65390.1
050.009.39009:Improvement-Leased Grp	1092667.88	1112098.12	1131528.36	1150958.66	1170388.84	1189819.08	1209249.32	1228679.56	1246194.18	1264194.18	1282194.18	1300194.18	1318194.18	1336194.18	1354194.18	1808749.02
050.009.39100:Office Furniture And	900006.45	917935.53	935864.61	953793.69	971722.77	989794.5	1007866.55	1025938.6	1044011.65	1062083.6	1080155.6	1098227.6	1116300.6	1134372.6	1152444.6	2147880.22
050.009.39200:Transp Equip-Group	66275.49	69063.61	71851.73	74639.85	77427.97	80216.09	83004.21	85792.33	88580.45	91368.57	94156.69	96944.81	99732.93	102521.05	105309.17	1292544.95
050.009.39202:Wkg Trailers - Group	-2529.39	-2529.39	-2529.39	-2529.39	-2529.39	-2529.39	-2529.39	-2529.39	-2529.39	-2529.39	-2529.39	-2529.39	-2529.39	-2529.39	-2529.39	-36506.61
050.009.39400:Tools Shop And Garage	879617.83	899713.65	923604.38	947570.46	972013.53	996470.93	1020928.37	1045385.81	1069979.69	1093665.43	1119412.62	1145327.1	1171293.6	1198009.45	1226614.03	15699633.88
050.009.39603:Ditchers - Group	34619.39	35262.06	35904.73	36441.27	36441.27	36441.27	36441.27	36441.27	36441.27	36441.27	36441.27	36441.27	36441.27	36441.27	36441.27	545165.73
050.009.39604:Backhoes - Group	54742.48	55760.55	56778.62	57727.51	57727.51	57727.51	57727.51	57727.51	57727.51	57727.51	57727.51	57727.51	57727.51	57727.51	57727.51	860011.77
050.009.39605:Welders - Group	15358.72	15673.93	15989.14	16304.35	16619.56	16934.77	17249.98	17565.19	17873.05	17873.05	17873.05	17873.05	17873.05	17873.05	17873.05	256806.99
050.009.39700:Communication Equipme	198431.55	202909.7	207387.85	211866	216344.15	220822.3	225300.45	229778.6	234256.76	238734.9	243247.27	248119.64	252812.01	257504.38	262196.75	3449892.3
050.009.39800:Miscellaneous Equipme	1645213.77	1671375.68	1703030.02	1734684.06	1766338.7	1797993.04	1829647.38	1861301.72	1892956.06	1924604.6	1954140.86	1985783.37	2017425.88	2049089.36	2066761.76	27900352.36
050.009.39901:Servers Hardware	3724.37	3864.11	4003.85	4143.59	4283.33	4423.07	4562.81	4702.55	4842.29	4982.03	5121.77	5261.51	5401.25	5540.99	5680.73	70538.25
050.009.39903:Network Hardware	39785.88	41124.84	42463.8	43802.76	45141.72	46480.68	47819.64	49158.6	50497.56	51836.52	53175.48	54514.44	55853.4	57192.36	58531.32	737379
050.009.39906:Pc Hardware	553287.28	576340.27	642495.78	684160.08	705824.38	727488.68	749152.98	770817.28	792481.58	814145.88	835800.18	857454.48	879108.78	899763.08	919417.38	8489726.16
050.009.39908:Application Software	111007.42	110271.69	109535.96	108800.23	108064.5	107328.77	106593.04	105857.31	105121.58	104385.85	103650.12	102914.39	102178.66	101442.93	100707.2	1587859.65
RWIP	-4941409.17	-5178133.77	-5366172.26	-5253157.79	-5670998	-6101886.13	-6374709.46	-6741841.09	-7579504.8	-6576166.62	-5459266.57	-5890017.97	-5867802.81	-6211436.57	-6342271.53	-89554774.54
012 - Call Center Division	41196726.42	41894459.09	42592360.16	43290310.35	43988211.24	44686380.42	45385508.09	46084741.45	46784195.23	44750162.9	4536783.04	46123404.35	46829012.95	47534898.62	48240704.6	674817858.9
010.012.38900:Land	0	0	0	0	0	0	0	0	0	0	0	0	0	0	0	0
010.012.38910:CKV Land&Land Rights	0	0	0	0	0	0	0	0	0	0	0	0	0	0	0	0
010.012.39000:Structure & Improv	1623556.01	1657455.91	1691355.81	1725255.71	1759155.61	1793055.51	1826955.41	1860855.31	1895051.99	1929036.04	1963021	1997005.96	2031040.56	2065075.16	2099109.76	27916985.75
010.012.39009:Improvements - Leased	1599140.13	1608093.67	1617047.21	1626000.75	1634954.29	1643907.83	1652861.37	1661814.91	1670768.45	1679721.99	1688675.95	1697629.91	1706583.87	1715537.83	1724491.79	24927229.95
010.012.39010:CKV-Struct & Improv	2558133.22	2591759.19	2625385.16	2659011.13	2692637.1	2726263.07	2759889.04	2793515.01	2827140.98	2860766.95	2894392.92	2928018.89	2961644.86	2995270.83	3033896.8	41526159.71
010.012.39100:Office Furniture And	776242.22	784158.5	792074.78	799991.06	807907.34	815823.62	823739.9	831656.18	839572.46	847488.74	855405.02	863321.3	871237.58	879153.86	887070.14	1735615.65
010.012.39110:Office Furniture And	0	0	0	0	0	0	0	0	0	0	0	0	0	0	0	0
010.012.39110:CKV-Office Furn & Eq	32304.83	33541.62	34778.41	36015.2	37251.99	38488.78	39725.57	40962.36	42199.15	44007.34	46355.01	49026.68	49450.35	50997.49	52544.63	97353.03
010.012.39110:CKV-Office Furn & Eq	92071.01	92240.37	92408.91	92576.5	92744.09	92911.68	93079.27	93246.86	93414.45	93582.04	93749.63	93917.22	94084.81	94252.4	94420.0	1397959.02
010.012.39210:CKV-Transportation Eq	86709.43</															

Row Labels	Dec-17	Jan-18	Feb-18	Mar-18	Apr-18	May-18	Jun-18	Jul-18	Aug-18	Sep-18	Oct-18	Nov-18	Dec-18	Jan-19	Feb-19	Grand Total
010.012.39916:CKV-Pc Hardware	224945.01	226781.43	228617.81	230546.18	232425.64	234441.23	236456.81	238472.39	240487.97	33093.32	33610.76	34128.2	34645.64	35165.11	35684.58	2299502.08
010.012.39917:CKV-Pc Software	69640.63	70214.87	70789.11	71363.35	71937.59	72511.83	73086.07	73660.31	74234.55	-28341.65	-28323.42	-28305.19	-28286.96	-28268.73	-28250.5	477661.86
010.012.39918:CKV-Oth Tang Prop-App	9699.91	9811.64	9923.37	10035.1	10146.83	10258.56	10370.29	10482.02	10593.75	-9966.41	-9966.41	-9966.41	-9966.41	-9966.41	-9966.41	31523.01
D91 - Brentwood Division	1940339.88	1944601.35	1948862.81	1950337.77	1954600.61	1958866.91	1963133.22	1967688.26	1972243.3	1976798.34	1981421.08	1986043.82	1990666.56	1995289.3	1999912.04	29530805.26
050.091.30100:Organization Grp	0	0	0	0	0	0	0	0	0	0	0	0	0	0	0	0
050.091.30300:Intangibles Grp	0	0	0	0	0	0	0	0	0	0	0	0	0	0	0	0
050.091.39001:Struc - Frame Grp	97362.59	97763.11	98163.63	98564.15	98964.67	99365.19	99765.71	100166.23	100566.75	100967.27	101367.79	101768.31	102168.83	102569.35	102969.87	1502493.45
050.091.39004:Air Condit Equip Grp	8250.96	8344.93	8438.9	8532.87	8626.84	8720.81	8814.78	8908.75	9002.72	9096.69	9190.66	9284.63	9378.6	9472.57	9566.54	138631.25
050.091.39009:Improve - Leased Grp	38834	38834	38834	38834	38834	38834	38834	38834	38834	38834	38834	38834	38834	38834	38834	582510
050.091.39100:Office Furniture And												39923.46	40147.43	40371.4	40595.37	80070.89
050.091.39200:Office Furniture And	41397.21	41397.21	41397.21	38609.33	38609.33	38609.33	38609.33	38898.06	39186.79	39475.52	39699.49					516855.58
050.091.39200:Transp Equip- Group	14714.32	14865.98	15017.64	15169.3	15320.96	15472.62	15624.28	15775.94	15927.6	16079.26	16230.92	16382.58	16534.24	16685.9	16837.56	236639.1
050.091.39400:Tools Shop And Garage	131921.46	132419.75	132918.04	133416.33	133914.62	134412.91	134911.2	135409.49	135907.78	136406.07	136904.36	137402.65	137900.94	138399.23	138897.52	2031142.35
050.091.39600:Power Op Equip-Group	7060.46	7135	7209.54	7284.08	7358.62	7433.16	7507.7	7582.24	7656.78	7731.32	7805.86	7880.4	7954.94	8029.48	8104.02	113733.6
050.091.39700:Communication Equipme	-9137.49	-9039.57	-8941.65	-8843.73	-8745.81	-8647.89	-8549.97	-8452.05	-8354.13	-8256.21	-8158.29	-8060.37	-7962.45	-7864.53	-7766.61	-126780.75
050.091.39800:Miscellaneous Equipme	674249.66	676603.96	678958.26	681312.56	683666.86	686021.16	688375.46	690729.76	693084.06	695438.36	697792.66	700146.96	702501.26	704855.56	707209.86	10360946.4
050.091.39901:Servers Hardware	-34765.77	-34765.77	-34765.77	-34765.77	-34765.77	-34765.77	-34765.77	-34765.77	-34765.77	-34765.77	-34765.77	-34765.77	-34765.77	-34765.77	-34765.77	-521486.55
050.091.39906:Pc Hardware	70196.03	70196.03	70196.03	70196.03	70196.03	70196.03	70196.03	70196.03	70196.03	70196.03	70196.03	70196.03	70196.03	70196.03	70196.03	1052940.45
050.091.39907:Pc Software	19229.8	19820.06	20410.32	21001.96	21593.6	22188.7	22783.81	23378.92	23974.03	24569.14	25296.71	26024.28	26751.85	27479.42	28206.99	352709.59
050.091.39908:Application Software	828509.36	828509.36	828509.36	828509.36	828509.36	828509.36	828509.36	828509.36	828509.36	828509.36	828509.36	828509.36	828509.36	828509.36	828509.36	12427640.4
RWIP	52517.3	52517.3	52517.3	52517.3	52517.3	52517.3	52517.3	52517.3	52517.3	52517.3	52517.3	52517.3	52517.3	52517.3	52517.3	787759.5
Grand Total	318722343.4	321237260.4	322506839.8	325159458.4	327998273.9	330816395.6	333138840.5	332498319.5	334370798.2	310789238.8	313952353.9	316325623.4	312801909.3	315363492.5	317555571	4833236719

Company Id	Bus Segment Id	Dept Group Id	GL Post Mo Yr	Begin Revenue	Provision	Retirements	Cost of Removal	Salvage Cash	Transfer/Adjustments	Gain Loss	Total Revenue
010 Atmos Regulated Shared Services	002 - Dallas Atmos Rate Division	010.002.39029:Improv-Leased A&M	Jul-18	15.37	3.89	0.00	0.00	0.00	0.00	0.00	18.26
010 Atmos Regulated Shared Services	002 - Dallas Atmos Rate Division	010.002.39022:Servers-Software-A&M	Jul-18	473,787.50	7,029.86	0.00	0.00	0.00	0.00	0.00	479,817.36
010 Atmos Regulated Shared Services	002 - Dallas Atmos Rate Division	010.002.39103:Office Machines	Jul-18	0.45	0.00	0.00	0.00	0.00	0.00	0.00	0.45
010 Atmos Regulated Shared Services	002 - Dallas Atmos Rate Division	010.002.39100:Communication Equipment	Jul-18	535,693.53	4,914.39	0.00	0.00	0.00	0.00	0.00	540,607.92
010 Atmos Regulated Shared Services	002 - Dallas Atmos Rate Division	010.002.39104:Mail Software	Jul-18	44,629.08	193.73	0.00	0.00	0.00	0.00	0.00	44,822.81
010 Atmos Regulated Shared Services	002 - Dallas Atmos Rate Division	010.002.39104:Office Furn. & Equip	Jul-18	31,546.96	215.57	0.00	0.00	0.00	0.00	0.00	31,762.53
010 Atmos Regulated Shared Services	002 - Dallas Atmos Rate Division	010.002.39031:ALGN-Servers-Hardware	Jul-18	33,479.42	2,359.31	0.00	0.00	0.00	0.00	0.00	35,838.73
010 Atmos Regulated Shared Services	002 - Dallas Atmos Rate Division	010.002.39420:Tools And Garage-A&M	Jul-18	388.07	0.00	0.00	0.00	0.00	0.00	0.00	388.07
010 Atmos Regulated Shared Services	002 - Dallas Atmos Rate Division	010.002.39032:Misc Equip - A&M	Jul-18	1,303,075.11	12,478.78	0.00	0.00	0.00	0.00	0.00	1,315,553.89
010 Atmos Regulated Shared Services	002 - Dallas Atmos Rate Division	010.002.39006:PC Hardware	Jul-18	1,095,428.51	12,345.43	0.00	0.00	0.00	0.00	0.00	1,107,773.94
010 Atmos Regulated Shared Services	002 - Dallas Atmos Rate Division	010.002.39200:Transportation Equipm	Jul-18	5,495.00	312.0	0.00	0.00	0.00	0.00	0.00	5,807.00
010 Atmos Regulated Shared Services	002 - Dallas Atmos Rate Division	010.002.39033:ALGN-Application SW	Jul-18	3,515,347.89	96,645.51	0.00	0.00	0.00	0.00	0.00	3,611,993.40
010 Atmos Regulated Shared Services	002 - Dallas Atmos Rate Division	010.002.39002:Servers-Software	Jul-18	17,406,741.38	145,795.04	0.00	0.00	0.00	0.00	0.00	17,552,536.42
010 Atmos Regulated Shared Services	002 - Dallas Atmos Rate Division	010.002.39102:Benefits-Processing	Jul-18	0.00	1.56	0.00	0.00	0.00	0.00	0.00	1.56
010 Atmos Regulated Shared Services	002 - Dallas Atmos Rate Division	010.002.39107:PC Software	Jul-18	249,022.05	8,304.67	0.00	0.00	0.00	0.00	0.00	257,326.72
010 Atmos Regulated Shared Services	002 - Dallas Atmos Rate Division	010.002.39000:Structure & Improv	Jul-18	483,374.45	3,880.50	0.00	0.00	0.00	0.00	0.00	487,254.95
010 Atmos Regulated Shared Services	002 - Dallas Atmos Rate Division	010.002.39005:Structure & Improv	Jul-18	3,609,394.92	23,481.92	0.00	0.00	0.00	0.00	0.00	3,632,876.84
010 Atmos Regulated Shared Services	002 - Dallas Atmos Rate Division	010.002.39101:Network Hardware	Jul-18	2,538,133.45	27,814.38	0.00	0.00	0.00	0.00	0.00	2,565,947.83
010 Atmos Regulated Shared Services	002 - Dallas Atmos Rate Division	010.002.39101:Servers Hardware	Jul-18	21,461,027.03	272,908.72	0.00	0.00	0.00	0.00	0.00	21,733,935.75
010 Atmos Regulated Shared Services	002 - Dallas Atmos Rate Division	010.002.39103:Network Hardware-A&M	Jul-18	43,778.39	410.89	0.00	0.00	0.00	0.00	0.00	44,189.28
010 Atmos Regulated Shared Services	002 - Dallas Atmos Rate Division	010.002.39106:PC Hardware-A&M	Jul-18	55,327.17	2,453.82	0.00	0.00	0.00	0.00	0.00	57,780.99
010 Atmos Regulated Shared Services	002 - Dallas Atmos Rate Division	010.002.39122:Application SW-A&M	Jul-18	12,242,298.56	109,215.68	0.00	0.00	0.00	0.00	0.00	12,351,514.24
010 Atmos Regulated Shared Services	002 - Dallas Atmos Rate Division	010.002.39100:Other Tangible Equipm	Jul-18	142,284.43	105.61	0.00	0.00	0.00	0.00	0.00	142,390.04
010 Atmos Regulated Shared Services	002 - Dallas Atmos Rate Division	010.002.39101:ALGN Servers-Software	Jul-18	48,584.23	2,401.83	0.00	0.00	0.00	0.00	0.00	50,986.06
010 Atmos Regulated Shared Services	002 - Dallas Atmos Rate Division	010.002.39120:Common Equip A&M	Jul-18	3,768.76	41.50	0.00	0.00	0.00	0.00	0.00	3,810.26
010 Atmos Regulated Shared Services	002 - Dallas Atmos Rate Division	010.002.39108:Application Software	Jul-18	33,277,886.70	367,580.73	0.00	0.00	0.00	0.00	0.00	33,645,467.43
010 Atmos Regulated Shared Services	002 - Dallas Atmos Rate Division	010.002.39004:Miscellaneous Equipment	Jul-18	44,949.07	67.84	0.00	0.00	0.00	0.00	0.00	45,016.91
010 Atmos Regulated Shared Services	002 - Dallas Atmos Rate Division	010.002.39100:Tools Shop And Garage	Jul-18	23,295.66	599.00	0.00	0.00	0.00	0.00	0.00	23,894.66
010 Atmos Regulated Shared Services	002 - Dallas Atmos Rate Division	010.002.39100:Office Furniture And	Jul-18	1,850,109.59	17,041.74	0.00	0.00	0.00	0.00	0.00	1,867,151.33
010 Atmos Regulated Shared Services	002 - Dallas Atmos Rate Division	010.002.39120:OFF Fwn R Equip-A&M	Jul-18	102,139.20	87.02	0.00	0.00	0.00	0.00	0.00	102,226.22
010 Atmos Regulated Shared Services	002 - Dallas Atmos Rate Division	010.002.39020:Struct & Improv A&M	Jul-18	0.00	0.00	0.00	0.00	0.00	0.00	0.00	0.00
010 Atmos Regulated Shared Services	002 - Dallas Atmos Rate Division	010.002.39020:Misc Equip - A&M	Jul-18	37	0.22	0.00	0.00	0.00	0.00	0.00	37.22
010 Atmos Regulated Shared Services	002 - Dallas Atmos Rate Division	010.002.39000:Improvements - Leased	Jul-18	9,316,766.55	253.80	0.00	0.00	0.00	0.00	0.00	9,317,020.35
010 Atmos Regulated Shared Services	002 - Dallas Atmos Rate Division	010.011.39700:Communication Equipment	Jul-18	1,033,280.12	8,704.54	0.00	0.00	0.00	0.00	0.00	1,041,984.66
010 Atmos Regulated Shared Services	002 - Dallas Atmos Rate Division	010.011.39300:Servers-Software	Jul-18	1,145,403.69	14,370.64	0.00	0.00	0.00	0.00	0.00	1,159,774.33
010 Atmos Regulated Shared Services	002 - Dallas Atmos Rate Division	010.011.39100:Network Hardware	Jul-18	852,110.58	4,397.72	0.00	0.00	0.00	0.00	0.00	856,508.30
010 Atmos Regulated Shared Services	002 - Dallas Atmos Rate Division	010.011.39110:CKV-Office Furn. & Eq	Jul-18	302,125.57	1,216.39	0.00	0.00	0.00	0.00	0.00	303,341.96
010 Atmos Regulated Shared Services	002 - Dallas Atmos Rate Division	010.011.39100:Other Tangible Equipm	Jul-18	460,652.75	7,124.54	0.00	0.00	0.00	0.00	0.00	467,777.29
010 Atmos Regulated Shared Services	002 - Dallas Atmos Rate Division	010.011.39100:CKV-Misc Equipment	Jul-18	15,833.00	390.78	0.00	0.00	0.00	0.00	0.00	16,223.78
010 Atmos Regulated Shared Services	002 - Dallas Atmos Rate Division	010.011.39100:Office Furniture And	Jul-18	823,791.11	7,967.49	0.00	0.00	0.00	0.00	0.00	831,758.60
010 Atmos Regulated Shared Services	002 - Dallas Atmos Rate Division	010.011.39100:Servers-Hardware	Jul-18	4,746,610.86	72,654.19	0.00	0.00	0.00	0.00	0.00	4,819,265.05
010 Atmos Regulated Shared Services	002 - Dallas Atmos Rate Division	010.011.39100:CKV-Office Equip	Jul-18	15,442.63	8,855.17	0.00	0.00	0.00	0.00	0.00	24,297.80
010 Atmos Regulated Shared Services	002 - Dallas Atmos Rate Division	010.011.39110:CKV-Transportation Eq	Jul-18	93,039.27	157.59	0.00	0.00	0.00	0.00	0.00	93,196.86
010 Atmos Regulated Shared Services	002 - Dallas Atmos Rate Division	010.011.39100:Miscellaneous Equipm	Jul-18	11,840.83	163.54	0.00	0.00	0.00	0.00	0.00	12,004.37
010 Atmos Regulated Shared Services	002 - Dallas Atmos Rate Division	010.011.39100:PC Hardware	Jul-18	577,234.38	7,442.61	0.00	0.00	0.00	0.00	0.00	584,676.99
010 Atmos Regulated Shared Services	002 - Dallas Atmos Rate Division	010.011.39100:PC Software	Jul-18	1,180,946.16	12,194.83	0.00	0.00	0.00	0.00	0.00	1,193,141.00
010 Atmos Regulated Shared Services	002 - Dallas Atmos Rate Division	010.011.39100:Application Software	Jul-18	28,877,626.41	485,123.29	0.00	0.00	0.00	0.00	0.00	29,362,749.70
010 Atmos Regulated Shared Services	002 - Dallas Atmos Rate Division	010.011.39100:CKV-PC Software	Jul-18	73,086.07	574.24	0.00	0.00	0.00	0.00	0.00	73,660.31
010 Atmos Regulated Shared Services	002 - Dallas Atmos Rate Division	010.011.39100:CKV-Common Equip	Jul-18	151,148.57	1,261.09	0.00	0.00	0.00	0.00	0.00	152,409.66
010 Atmos Regulated Shared Services	002 - Dallas Atmos Rate Division	010.011.39100:CKV-Laboratory Equip	Jul-18	35,299.34	196.00	0.00	0.00	0.00	0.00	0.00	35,495.34
010 Atmos Regulated Shared Services	002 - Dallas Atmos Rate Division	010.011.39100:Improvements - Leased	Jul-18	1,652,961.27	8,924.24	0.00	0.00	0.00	0.00	0.00	1,661,885.51
010 Atmos Regulated Shared Services	002 - Dallas Atmos Rate Division	010.011.39100:CKV-Struct & Improv	Jul-18	2,759,888.04	33,625.97	0.00	0.00	0.00	0.00	0.00	2,793,514.01
010 Atmos Regulated Shared Services	002 - Dallas Atmos Rate Division	010.011.39110:CKV-PC Hardware	Jul-18	286,456.21	2,015.58	0.00	0.00	0.00	0.00	0.00	288,471.79
010 Atmos Regulated Shared Services	002 - Dallas Atmos Rate Division	010.011.39110:CKV-Tools Shop And Garage	Jul-18	304,861.66	3,078.93	0.00	0.00	0.00	0.00	0.00	307,940.59
010 Atmos Regulated Shared Services	002 - Dallas Atmos Rate Division	010.011.39100:Structure & Improv	Jul-18	1,626,555.45	39,899.90	0.00	0.00	0.00	0.00	0.00	1,666,455.35
010 Atmos Regulated Shared Services	002 - Dallas Atmos Rate Division	010.011.39110:CKV-Offi. Furn. & Eq	Jul-18	10,370.29	111.73	0.00	0.00	0.00	0.00	0.00	10,482.02
050 Mid-States Division	009 - W&S Division	050.009.39100:Tools Shop And Garage	Jul-18	1,020,828.37	24,657.44	0.00	0.00	0.00	0.00	0.00	1,045,485.81
050 Mid-States Division	009 - W&S Division	050.009.30100:Organization Grp	Jul-18	8,329.73	0.00	0.00	0.00	0.00	0.00	0.00	8,329.73
050 Mid-States Division	009 - W&S Division	050.009.34000:Measuring And Reg. St	Jul-18	1,720,948.96	4,047.88	0.00	0.00	0.00	0.00	0.00	1,724,996.84
050 Mid-States Division	009 - W&S Division	050.009.34100:Measuring And Reg. St	Jul-18	69,913.24	171.25	0.00	0.00	0.00	0.00	0.00	69,984.49
050 Mid-States Division	009 - W&S Division	050.009.35000:Structure-Brick Grp	Jul-18	99,913.75	542.43	0.00	0.00	0.00	0.00	0.00	100,456.18
050 Mid-States Division	009 - W&S Division	050.009.35100:Office Furniture And	Jul-18	1,007,866.55	18,072.05	0.00	0.00	0.00	0.00	0.00	1,025,938.60
050 Mid-States Division	009 - W&S Division	050.009.39200:Transport Equip-Group	Jul-18	83,004.21	2,788.11	0.00	0.00	0.00	0.00	0.00	85,792.32
050 Mid-States Division	009 - W&S Division	050.009.35200:Weg Transp - Group	Jul-18	71,520.19	6.00	0.00	0.00	0.00	0.00	0.00	71,526.19
050 Mid-States Division	009 - W&S Division	050.009.35600:Right-Of-Way	Jul-18	4,433.56	0.96	0.00	0.00	0.00	0.00	0.00	4,434.52
050 Mid-States Division	009 - W&S Division	050.009.35100:Structures And Improv	Jul-18	5,915.49	24.93	0.00	0.00	0.00	0.00	0.00	5,940.42
050 Mid-States Division	009 - W&S Division	050.009.35200:Well Equipment	Jul-18	450,995.11	348.11	0.00	0.00	0.00	0.00	0.00	451,343.22
050 Mid-States Division	009 - W&S Division	050.009.35800:Meas. & Reg. Str. Srv	Jul-18	35,879.43	196.00	0.00	0.00	0.00	0.00	0.00	36,075.43
050 Mid-States Division	009 - W&S Division	050.009.35900:Improvements - Leased	Jul-18	2,296,099.14	11,717.71	0.00	0.00	0.00	0.00	0.00	2,307,816.85
050 Mid-States Division	009 - W&S Division	050.009.35100:Compressor Station Eq	Jul-18	11,338.26	160.93	0.00	0.00	0.00	0.00	0.00	11,499.19
050 Mid-States Division	009 - W&S Division	050.009.35200:Cushion Gas Grp	Jul-18	724,032.28	2,542.25	0.00	0.00	0.00	0.00	0.00	726,574.53
050 Mid-States Division	009 - W&S Division	050.009.35400:Compressor Station Eq	Jul-18	477,536.88	1,885.17	0.00	0.00	0.00	0.00	0.00	479,422.05
050 Mid-States Division	009 - W&S Division	050.009.35500:Plant Regulator	Jul-18	34,270.33	794.42	0.00	0.00	0.00	0.00	0.00	35,064.75
050 Mid-States Division	009 - W&S Division	050.009.35600:Other Structures - Group	Jul-18	36,543.27	9.00	0.00	0.00	0.00</			

Company ID	Bus Segment ID	Dep't Group ID	GI Post Mo Tr	Regis Revenue	Provision	Retirements	Cost of Removal	Salvage Cash	Transfer/Adjustments	Gain Loss	Total Reserve
010 Atmos Regulated Shared Services	002 - Dallas Atmos Rate Division	010.002.38420:Tools And Garage-TEAM	Sep-18	3,851.67	41.50	0.00	0.00	0.00	0.00	0.00	3,893.26
010 Atmos Regulated Shared Services	002 - Dallas Atmos Rate Division	010.002.38720:Common Equip-AEAM	Sep-18	163,165.45	105.61	0.00	0.00	0.00	0.00	0.00	163,301.28
010 Atmos Regulated Shared Services	012 - Call Center Division	010.012.39310:CCV-Transportation Eq	Sep-18	63,354.45	157.59	0.00	0.00	0.00	0.00	0.00	63,512.04
010 Atmos Regulated Shared Services	012 - Call Center Division	010.012.39310:CCV-Transportation Eq	Sep-18	9,235.55	10.91	(102,576.11)	0.00	0.00	0.00	0.00	(93,340.57)
010 Atmos Regulated Shared Services	012 - Call Center Division	010.012.39310:CCV-Misc. Equipment	Sep-18	17,864.26	310.78	0.00	0.00	0.00	0.00	0.00	18,175.04
010 Atmos Regulated Shared Services	012 - Call Center Division	010.012.39300:Other Tangible Equip	Sep-18	474,901.83	0.00	(632,168.46)	0.00	0.00	0.00	0.00	(157,266.63)
010 Atmos Regulated Shared Services	012 - Call Center Division	010.012.39501:CCV-Struct & Improv	Sep-18	2,827,140.28	36,386.77	0.00	0.00	0.00	0.00	0.00	2,863,527.05
010 Atmos Regulated Shared Services	012 - Call Center Division	010.012.39116:CCV-PC Hardware	Sep-18	240,482.27	(6,202.91)	(201,026.31)	0.00	0.00	0.00	0.00	33,091.32
010 Atmos Regulated Shared Services	012 - Call Center Division	010.012.39500:Improvements - Leased	Sep-18	1,670,568.44	8,524.64	0.00	0.00	0.00	0.00	0.00	1,679,093.08
010 Atmos Regulated Shared Services	012 - Call Center Division	010.012.39800:Miscellaneous Equipme	Sep-18	11,267.91	183.54	0.00	0.00	0.00	0.00	0.00	11,451.45
010 Atmos Regulated Shared Services	012 - Call Center Division	010.012.39502:Servers-Software	Sep-18	1,174,204.97	14,316.45	(1,232,525)	0.00	0.00	0.00	0.00	1,187,282.90
010 Atmos Regulated Shared Services	012 - Call Center Division	010.012.39303:Network Hardware	Sep-18	860,708.02	4,287.72	0.00	0.00	0.00	0.00	0.00	864,995.74
010 Atmos Regulated Shared Services	012 - Call Center Division	010.012.39100:Office Furniture And	Sep-18	829,246.29	8,135.26	0.00	0.00	0.00	0.00	0.00	837,381.55
010 Atmos Regulated Shared Services	012 - Call Center Division	010.012.39010:Servers-Hardware	Sep-18	4,214,939.24	31,876.00	(938,116.31)	0.00	0.00	0.00	0.00	4,248,698.93
010 Atmos Regulated Shared Services	012 - Call Center Division	010.012.39908:Application Software	Sep-18	29,847,856.63	485,093.24	0.00	0.00	0.00	0.00	0.00	30,332,950.87
010 Atmos Regulated Shared Services	012 - Call Center Division	010.012.39410:CCV-Tools Shop	Sep-18	110,809.52	5,183.18	0.00	0.00	0.00	0.00	0.00	115,992.70
010 Atmos Regulated Shared Services	012 - Call Center Division	010.012.39700:Communication Equipme	Sep-18	1,051,221.20	8,970.54	0.00	0.00	0.00	0.00	0.00	1,060,191.74
010 Atmos Regulated Shared Services	012 - Call Center Division	010.012.39909:PC Hardware	Sep-18	541,992.80	(1,457.55)	(591,216.77)	0.00	0.00	0.00	0.00	(549,680.52)
010 Atmos Regulated Shared Services	012 - Call Center Division	010.012.39910:CCV-Other Tang Equip	Sep-18	162,132.97	5,894.20	0.00	0.00	0.00	0.00	0.00	168,027.17
010 Atmos Regulated Shared Services	012 - Call Center Division	010.012.39110:CCV-Office Furn & Eq	Sep-18	42,189.45	2,008.19	0.00	0.00	0.00	0.00	0.00	44,197.64
010 Atmos Regulated Shared Services	012 - Call Center Division	010.012.39510:CCV-Laboratory Equip	Sep-18	15,784.86	186.66	0.00	0.00	0.00	0.00	0.00	15,971.52
010 Atmos Regulated Shared Services	012 - Call Center Division	010.012.39918:CCV-Off Tng Prop-App	Sep-18	10,309.75	0.00	(78,560.16)	0.00	0.00	0.00	0.00	(68,250.41)
010 Atmos Regulated Shared Services	012 - Call Center Division	010.012.39907:PC Hardware	Sep-18	131,807.89	(9,410.00)	(190,246.97)	0.00	0.00	0.00	0.00	(56,439.08)
010 Atmos Regulated Shared Services	012 - Call Center Division	010.012.39710:CCV-Commun Equip	Sep-18	153,870.75	1,341.09	0.00	0.00	0.00	0.00	0.00	155,211.84
010 Atmos Regulated Shared Services	012 - Call Center Division	010.012.39000:Structure & Improv	Sep-18	1,485,053.99	33,844.05	0.00	0.00	0.00	0.00	0.00	1,518,898.04
050 Mid-States Division	009 - WNG Division	050.009.39600:Miscellaneous Equipme	Sep-18	1,892,856.06	31,624.34	0.00	0.00	0.00	0.00	0.00	1,924,480.40
050 Mid-States Division	009 - WNG Division	050.009.39503:Network Installations	Sep-18	50,597.56	1,935.95	0.00	0.00	0.00	0.00	0.00	52,533.51
050 Mid-States Division	009 - WNG Division	050.009.39608:PC Hardware	Sep-18	59,872.93	25,444.89	0.00	0.00	0.00	0.00	0.00	85,317.82
050 Mid-States Division	009 - WNG Division	050.009.39908:Application Software	Sep-18	105,121.58	(715.73)	0.00	0.00	0.00	0.00	0.00	104,405.85
050 Mid-States Division	009 - WNG Division	050.009.30100:Organization Grp	Sep-18	8,239.72	0.00	0.00	0.00	0.00	0.00	0.00	8,239.72
050 Mid-States Division	009 - WNG Division	050.009.35503:Wall Equipment	Sep-18	451,291.53	248.23	0.00	0.00	0.00	0.00	0.00	451,539.76
050 Mid-States Division	009 - WNG Division	050.009.35310:Storage Assets And Reg. St	Sep-18	1,674,208.48	21.07	0.00	0.00	0.00	0.00	0.00	1,674,229.55
050 Mid-States Division	009 - WNG Division	050.009.36510:Nights-Off-Way	Sep-18	41,667.30	961.78	0.00	0.00	0.00	0.00	0.00	42,629.08
050 Mid-States Division	009 - WNG Division	050.009.37600:Matns - Cathodic Prot	Sep-18	9,751,244.85	53,046.35	(9,815,533.80)	0.00	0.00	0.00	0.00	9,447,707.40
050 Mid-States Division	009 - WNG Division	050.009.37900:Meas & Reg Station Eq	Sep-18	893,316.04	11,819.35	(7,039.06)	(16,038.42)	0.00	0.00	0.00	881,247.91
050 Mid-States Division	009 - WNG Division	050.009.35210:Storage Assets And Reg. St	Sep-18	15,419,179.61	191,213.24	(1,469,215)	0.00	0.00	0.00	0.00	15,951,177.85
050 Mid-States Division	009 - WNG Division	050.009.35900:Improvement-Leased Grp	Sep-18	1,245,194.18	0.00	0.00	0.00	0.00	0.00	0.00	1,245,194.18
050 Mid-States Division	009 - WNG Division	050.009.33603:Switches - Group	Sep-18	36,441.27	0.00	0.00	0.00	0.00	0.00	0.00	36,441.27
050 Mid-States Division	009 - WNG Division	050.009.38100:House Regulators	Sep-18	3,848,731.09	31,883.36	0.00	0.00	0.00	0.00	0.00	3,880,614.45
050 Mid-States Division	009 - WNG Division	050.009.35620:Nights-Off-Way	Sep-18	4,635.82	0.98	0.00	0.00	0.00	0.00	0.00	4,636.80
050 Mid-States Division	009 - WNG Division	050.009.35310:Storage Assets And Reg. St	Sep-18	5,955.35	24.93	0.00	0.00	0.00	0.00	0.00	6,000.28
050 Mid-States Division	009 - WNG Division	050.009.37503:Improvements	Sep-18	1,836.17	6.87	0.00	0.00	0.00	0.00	0.00	1,843.04
050 Mid-States Division	009 - WNG Division	050.009.37602:Matns - Plastic	Sep-18	16,161,188.61	298,560.95	(13,934,553.88)	(12,855,305.15)	0.00	0.00	0.00	15,030,188.53
050 Mid-States Division	009 - WNG Division	050.009.39902:Structure-Break Gap	Sep-18	100,998.61	542.45	0.00	0.00	0.00	0.00	0.00	101,541.06
050 Mid-States Division	009 - WNG Division	050.009.39902:Wdg Trainers - Group	Sep-18	(1,573.29)	0.00	0.00	0.00	0.00	0.00	0.00	(1,573.29)
050 Mid-States Division	009 - WNG Division	050.009.39400:Tools Shop And Garage	Sep-18	1,005,678.69	30,715.91	(7,810.17)	0.00	0.00	0.00	0.00	1,028,584.43
050 Mid-States Division	009 - WNG Division	050.009.39605:Welders - Group	Sep-18	17,873.05	0.00	0.00	0.00	0.00	0.00	0.00	17,873.05
050 Mid-States Division	009 - WNG Division	050.009.39500:Measuring And Regulat	Sep-18	198,450.87	116.66	0.00	0.00	0.00	0.00	0.00	198,567.53
050 Mid-States Division	009 - WNG Division	050.009.30000:Furn & Coolest Grp	Sep-18	118,829.69	0.00	0.00	0.00	0.00	0.00	0.00	118,829.69
050 Mid-States Division	009 - WNG Division	050.009.35110:Storage Assets And Reg. St	Sep-18	20,254.87	17.74	0.00	0.00	0.00	0.00	0.00	20,272.61
050 Mid-States Division	009 - WNG Division	050.009.36701:Matns - Steel	Sep-18	17,883,230.49	42,741.24	(223,063.82)	0.00	0.00	0.00	0.00	17,902,907.91
050 Mid-States Division	009 - WNG Division	050.009.38000:Structure & Improv	Sep-18	968,735.80	34,787.97	0.00	0.00	0.00	0.00	0.00	1,003,523.77
050 Mid-States Division	009 - WNG Division	050.009.35100:Compressor Station Eq	Sep-18	111,660.12	160.93	0.00	0.00	0.00	0.00	0.00	111,821.05
050 Mid-States Division	009 - WNG Division	050.009.35200:Nights-Off-Way	Sep-18	1,016,246.65	15,638.56	0.00	0.00	0.00	0.00	0.00	1,031,885.21
050 Mid-States Division	009 - WNG Division	050.009.35310:Storage Assets And Reg. St	Sep-18	7,125,208.58	2,542.25	0.00	0.00	0.00	0.00	0.00	7,127,750.83
050 Mid-States Division	009 - WNG Division	050.009.36302:Storage Tributaries-Use	Sep-18	187,235.27	141.29	0.00	0.00	0.00	0.00	0.00	187,376.56
050 Mid-States Division	009 - WNG Division	050.009.36602:Meas. & Reg. Sta. St	Sep-18	1,674,219.79	72.68	0.00	0.00	0.00	0.00	0.00	1,674,292.47
050 Mid-States Division	009 - WNG Division	050.009.36901:Measuring And Reg. St	Sep-18	1,728,443.74	4,097.98	0.00	0.00	0.00	0.00	0.00	1,732,541.72
050 Mid-States Division	009 - WNG Division	050.009.37100:Land Rights	Sep-18	187,819.68	18.60	0.00	0.00	0.00	0.00	0.00	187,838.28
050 Mid-States Division	009 - WNG Division	050.009.37601:Matns - Steel	Sep-18	30,950,977.65	353,328.38	(4,428,260.07)	(973,186.50)	0.00	0.00	0.00	29,802,839.46
050 Mid-States Division	009 - WNG Division	050.009.38500:Industrial Measuring	Sep-18	2,820,391.67	11,703.02	0.00	0.00	0.00	0.00	0.00	2,832,094.69
050 Mid-States Division	009 - WNG Division	050.009.35301:Storage Field Lines	Sep-18	(9,012.42)	118.96	0.00	0.00	0.00	0.00	0.00	(8,893.46)
050 Mid-States Division	009 - WNG Division	050.009.37905:Meas & Reg Sta Eq - C	Sep-18	980,422.21	4,227.07	(103.03)	0.00	0.00	0.00	0.00	984,546.15
050 Mid-States Division	009 - WNG Division	050.009.38900:Improvements	Sep-18	2,652,866.28	21.16	0.00	0.00	0.00	0.00	0.00	2,652,887.44
050 Mid-States Division	009 - WNG Division	050.009.39004:Wdg Condition Grp	Sep-18	4,399.93	40.59	0.00	0.00	0.00	0.00	0.00	4,440.52
050 Mid-States Division	009 - WNG Division	050.009.38000:Services	Sep-18	35,989,002.99	400,801.71	(650,885.60)	(106,040.36)	0.00	0.00	0.00	35,682,958.34
050 Mid-States Division	009 - WNG Division	050.009.39901:Tranap Equip-Group	Sep-18	88,840.45	2,788.12	0.00	0.00	0.00	0.00	0.00	91,628.57
050 Mid-States Division	009 - WNG Division	050.009.39902:Tranap Equip-Group	Sep-18	4,842.24	139.24	0.00	0.00	0.00	0.00	0.00	4,981.48
050 Mid-States Division	009 - WNG Division	050.009.38400:House Regulator Insts	Sep-18	84,915.87	436.62	0.00	0.00	0.00	0.00	0.00	85,352.49
050 Mid-States Division	009 - WNG Division	050.009.35104:Other Structures	Sep-18	98,215.12	148.89	0.00	0.00	0.00	0.00	0.00	98,364.01
050 Mid-States Division	009 - WNG Division	050.009.35201:Wall Construction	Sep-18	1,391,616.62	2,139.17	0.00	0.00	0.00	0.00	0.00	1,393,755.79
050 Mid-States Division	009 - WNG Division	050.009.39500:Furtilation Equipment	Sep-18	187,733.63	708.38	0.00	0.00	0.00	0.00	0.00	188,442.01
050 Mid-States Division	009 - WNG Division	050.009.38100:Storage Assets And Reg. St	Sep-18	91,522.88	0.82	0.00	0.00	0.00	0.00	0.00	92,343.70
050 Mid-States Division	009 - WNG Division	050.009.37900:Structures & Improvment	Sep-18	10,							

Company ID	Bus Segment ID	Dept Group ID	GI Post No	Regn Revenue	Provision	Retirements	Cost of Removal	Salvage Cash	Transfer/Adjustments	Gain/Loss	Total Reserve
010 Atmos Regulated Shared Services	012 - Call Center Division	010.012.39910.CXK-Other Tang Equip	012-18	167,627.17	4,186.69	0.00	0.00	0.00	0.00	0.00	172,013.86
010 Atmos Regulated Shared Services	012 - Call Center Division	010.012.39810.CXK-Misc Equipment	012-18	136,625.34	909.75	0.00	0.00	0.00	0.00	0.00	137,535.09
010 Atmos Regulated Shared Services	012 - Call Center Division	010.012.39700.Communication Equipment	012-18	1,060,121.74	8,970.41	0.00	0.00	0.00	0.00	0.00	1,069,092.15
010 Atmos Regulated Shared Services	012 - Call Center Division	010.012.39100.Office Furniture And	012-18	847,861.65	7,978.47	0.00	0.00	0.00	0.00	0.00	855,840.12
010 Atmos Regulated Shared Services	012 - Call Center Division	010.012.39500.Other Tangible Equipment	012-18	115,429.61	0.00	0.00	0.00	0.00	0.00	0.00	115,429.61
010 Atmos Regulated Shared Services	012 - Call Center Division	010.012.39500.Servers-Software	012-18	1,342,282.50	14,749.00	0.00	0.00	0.00	0.00	0.00	1,357,031.50
010 Atmos Regulated Shared Services	012 - Call Center Division	010.012.39807.Pc Software	012-18	57,195.47	0.00	0.00	0.00	0.00	0.00	0.00	57,195.47
010 Atmos Regulated Shared Services	012 - Call Center Division	010.012.39710.CXK-Common Equip	012-18	155,231.84	1,154.53	0.00	0.00	0.00	0.00	0.00	156,386.37
010 Atmos Regulated Shared Services	012 - Call Center Division	010.012.39917.CXK-Pc Software	012-18	126,711.05	18.23	0.00	0.00	0.00	0.00	0.00	126,729.28
010 Atmos Regulated Shared Services	012 - Call Center Division	010.012.39500.Servers-Software	012-18	3,929,059.99	33,894.06	0.00	0.00	0.00	0.00	0.00	3,962,954.05
010 Atmos Regulated Shared Services	012 - Call Center Division	010.012.39510.CXK-Laboratory Equip	012-18	15,581.32	156.66	0.00	0.00	0.00	0.00	0.00	15,737.98
050 Mid-States Division	009 - WYGS Division	050.009.39000.Improvement-Leased Grp	012-18	1,246,194.18	0.00	0.00	0.00	0.00	0.00	0.00	1,246,194.18
050 Mid-States Division	009 - WYGS Division	050.009.39700.Communication Equipment	012-18	298,794.50	4,692.97	0.00	0.00	0.00	0.00	0.00	303,487.47
050 Mid-States Division	009 - WYGS Division	050.009.39000.Furn & Consent Grp	012-18	119,822.69	0.00	0.00	0.00	0.00	0.00	0.00	119,822.69
050 Mid-States Division	009 - WYGS Division	050.009.35110.Storage Leaseholdings Am	012-18	167,472.55	52.07	0.00	0.00	0.00	0.00	0.00	167,524.62
050 Mid-States Division	009 - WYGS Division	050.009.37500.Structures & Improvem	012-18	107,223.93	577.29	0.00	0.00	0.00	0.00	0.00	107,801.22
050 Mid-States Division	009 - WYGS Division	050.009.37503.Improvements	012-18	1,863.04	6.87	0.00	0.00	0.00	0.00	0.00	1,869.91
050 Mid-States Division	009 - WYGS Division	050.009.38100.Meters	012-18	18,962,983.72	245,960.48	[707,727.70]	0.00	0.00	0.00	0.00	19,190,216.50
050 Mid-States Division	009 - WYGS Division	050.009.39000.Miscellaneous Equipme	012-18	1,924,810.40	31,662.51	[2,112.03]	0.00	0.00	0.00	0.00	1,956,140.86
050 Mid-States Division	009 - WYGS Division	050.009.35901.Measuring And Test Eq	012-18	1,732,481.12	4,067.33	[69.05]	0.00	0.00	0.00	0.00	1,736,489.40
050 Mid-States Division	009 - WYGS Division	050.009.39000.Air Condition Eq Grp	012-18	4,440.52	40.99	0.00	0.00	0.00	0.00	0.00	4,481.51
050 Mid-States Division	009 - WYGS Division	050.009.39000.Still Trailers - Group	012-18	[15,539.39]	65.30	0.00	0.00	0.00	0.00	0.00	[15,474.09]
050 Mid-States Division	009 - WYGS Division	050.009.35901.Storage Pallet Lines	012-18	76,442.27	11.36	0.00	0.00	0.00	0.00	0.00	76,453.63
050 Mid-States Division	009 - WYGS Division	050.009.34700.Matins - Cathodic Prot	012-18	12,144.50	597.46	[6,693.13]	0.00	0.00	0.00	0.00	15,841.83
050 Mid-States Division	009 - WYGS Division	050.009.37402.Land Rights	012-18	168,698.71	4,148.28	0.00	0.00	0.00	0.00	0.00	172,846.99
050 Mid-States Division	009 - WYGS Division	050.009.39400.Tool Shop And Garage	012-18	1,093,605.43	25,747.19	0.00	0.00	0.00	0.00	0.00	1,119,352.62
050 Mid-States Division	009 - WYGS Division	050.009.39500.Matins - Cathodic Prot	012-18	4,562.28	46.74	0.00	0.00	0.00	0.00	0.00	4,609.02
050 Mid-States Division	009 - WYGS Division	050.009.39903.Network Hardware	012-18	15,436.52	1,338.96	0.00	0.00	0.00	0.00	0.00	16,775.48
050 Mid-States Division	009 - WYGS Division	050.009.38500.Industrial Measuring	012-18	2,832,094.69	13,738.43	0.00	0.00	0.00	0.00	0.00	2,845,833.12
050 Mid-States Division	009 - WYGS Division	050.009.35102.Compressor Station Eq	012-18	11,811.65	140.93	0.00	0.00	0.00	0.00	0.00	11,952.58
050 Mid-States Division	009 - WYGS Division	050.009.35303.Measuring And Reg St	012-18	20,277.61	17.74	0.00	0.00	0.00	0.00	0.00	20,295.35
050 Mid-States Division	009 - WYGS Division	050.009.35302.Storage Pallet Lines	012-18	1,029,987.65	18,433.11	0.00	0.00	0.00	0.00	0.00	1,048,420.76
050 Mid-States Division	009 - WYGS Division	050.009.35400.Purification Equipment	012-18	183,442.01	708.38	0.00	0.00	0.00	0.00	0.00	184,150.39
050 Mid-States Division	009 - WYGS Division	050.009.34903.Other Structures	012-18	52,147.44	90.23	0.00	0.00	0.00	0.00	0.00	52,237.67
050 Mid-States Division	009 - WYGS Division	050.009.34900.Measuring And Reg St	012-18	340,613.48	1,404.15	0.00	0.00	0.00	0.00	0.00	342,017.63
050 Mid-States Division	009 - WYGS Division	050.009.39000.Matins - Cathodic Prot	012-18	94,427.07	742.64	[37,031.65]	0.00	0.00	0.00	0.00	57,138.06
050 Mid-States Division	009 - WYGS Division	050.009.37900.Meas & Reg Sta Eq - C	012-18	84,227.81	10,205.32	0.00	0.00	0.00	0.00	0.00	94,433.13
050 Mid-States Division	009 - WYGS Division	050.009.37905.Meas & Reg Sta Eq - C	012-18	984,339.65	3,979.46	0.00	0.00	0.00	0.00	0.00	988,319.11
050 Mid-States Division	009 - WYGS Division	050.009.38200.Matn Installations	012-18	25,305,943.50	192,208.78	[148,051.83]	[75,367.17]	0.00	0.00	0.00	25,474,633.20
050 Mid-States Division	009 - WYGS Division	050.009.39100.Office Furniture And	012-18	1,029,246.26	17,831.62	0.00	0.00	0.00	0.00	0.00	1,047,077.88
050 Mid-States Division	009 - WYGS Division	050.009.35903.Storage Pallet Lines	012-18	76,442.27	11.36	0.00	0.00	0.00	0.00	0.00	76,453.63
050 Mid-States Division	009 - WYGS Division	050.009.35900.Measuring and Regulat	012-18	199,566.93	11,606.06	0.00	0.00	0.00	0.00	0.00	211,173.00
050 Mid-States Division	009 - WYGS Division	050.009.38400.House Regulator Insta	012-18	67,342.49	423.03	0.00	0.00	0.00	0.00	0.00	67,765.52
050 Mid-States Division	009 - WYGS Division	050.009.39000.Organizational Equip	012-18	8,329.72	0.00	0.00	0.00	0.00	0.00	0.00	8,329.72
050 Mid-States Division	009 - WYGS Division	050.009.35102.Compressor Station Eq	012-18	11,811.65	140.93	0.00	0.00	0.00	0.00	0.00	11,952.58
050 Mid-States Division	009 - WYGS Division	050.009.35303.Measuring And Reg St	012-18	20,277.61	17.74	0.00	0.00	0.00	0.00	0.00	20,295.35
050 Mid-States Division	009 - WYGS Division	050.009.35302.Storage Pallet Lines	012-18	1,029,987.65	18,433.11	0.00	0.00	0.00	0.00	0.00	1,048,420.76
050 Mid-States Division	009 - WYGS Division	050.009.35400.Purification Equipment	012-18	183,442.01	708.38	0.00	0.00	0.00	0.00	0.00	184,150.39
050 Mid-States Division	009 - WYGS Division	050.009.34903.Other Structures	012-18	52,147.44	90.23	0.00	0.00	0.00	0.00	0.00	52,237.67
050 Mid-States Division	009 - WYGS Division	050.009.34900.Measuring And Reg St	012-18	340,613.48	1,404.15	0.00	0.00	0.00	0.00	0.00	342,017.63
050 Mid-States Division	009 - WYGS Division	050.009.39000.Matins - Cathodic Prot	012-18	94,427.07	742.64	[37,031.65]	0.00	0.00	0.00	0.00	57,138.06
050 Mid-States Division	009 - WYGS Division	050.009.37900.Meas & Reg Sta Eq - C	012-18	84,227.81	10,205.32	0.00	0.00	0.00	0.00	0.00	94,433.13
050 Mid-States Division	009 - WYGS Division	050.009.37905.Meas & Reg Sta Eq - C	012-18	984,339.65	3,979.46	0.00	0.00	0.00	0.00	0.00	988,319.11
050 Mid-States Division	009 - WYGS Division	050.009.38200.Matn Installations	012-18	25,305,943.50	192,208.78	[148,051.83]	[75,367.17]	0.00	0.00	0.00	25,474,633.20
050 Mid-States Division	009 - WYGS Division	050.009.39100.Office Furniture And	012-18	1,029,246.26	17,831.62	0.00	0.00	0.00	0.00	0.00	1,047,077.88
050 Mid-States Division	009 - WYGS Division	050.009.35903.Storage Pallet Lines	012-18	76,442.27	11.36	0.00	0.00	0.00	0.00	0.00	76,453.63
050 Mid-States Division	009 - WYGS Division	050.009.35900.Measuring and Regulat	012-18	199,566.93	11,606.06	0.00	0.00	0.00	0.00	0.00	211,173.00
050 Mid-States Division	009 - WYGS Division	050.009.38400.House Regulator Insta	012-18	67,342.49	423.03	0.00	0.00	0.00	0.00	0.00	67,765.52
050 Mid-States Division	009 - WYGS Division	050.009.39000.Organizational Equip	012-18	8,329.72	0.00	0.00	0.00	0.00	0.00	0.00	8,329.72
050 Mid-States Division	009 - WYGS Division	050.009.35102.Compressor Station Eq	012-18	11,811.65	140.93	0.00	0.00	0.00	0.00	0.00	11,952.58
050 Mid-States Division	009 - WYGS Division	050.009.35303.Measuring And Reg St	012-18	20,277.61	17.74	0.00	0.00	0.00	0.00	0.00	20,295.35
050 Mid-States Division	009 - WYGS Division	050.009.35302.Storage Pallet Lines	012-18	1,029,987.65	18,433.11	0.00	0.00	0.00	0.00	0.00	1,048,420.76
050 Mid-States Division	009 - WYGS Division	050.009.35400.Purification Equipment	012-18	183,442.01	708.38	0.00	0.00	0.00	0.00	0.00	184,150.39
050 Mid-States Division	009 - WYGS Division	050.009.34903.Other Structures	012-18	52,147.44	90.23	0.00	0.00	0.00	0.00	0.00	52,237.67
050 Mid-States Division	009 - WYGS Division	050.009.34900.Measuring And Reg St	012-18	340,613.48	1,404.15	0.00	0.00	0.00	0.00	0.00	342,017.63
050 Mid-States Division	009 - WYGS Division	050.009.39000.Matins - Cathodic Prot	012-18	94,427.07	742.64	[37,031.65]	0.00	0.00	0.00	0.00	57,138.06
050 Mid-States Division	009 - WYGS Division	050.009.37900.Meas & Reg Sta Eq - C	012-18	84,227.81	10,205.32	0.00	0.00	0.00	0.00	0.00	94,433.13
050 Mid-States Division	009 - WYGS Division	050.009.37905.Meas & Reg Sta Eq - C	012-18	984,339.65	3,979.46	0.00	0.00	0.00	0.00	0.00	988,319.11
050 Mid-States Division	009 - WYGS Division	050.009.38200.Matn Installations	012-18	25,305,943.50	192,208.78	[148,051.83]	[75,367.17]	0.00	0.00	0.00	25,474,633.20
050 Mid-States Division	009 - WYGS Division	050.009.39100.Office Furniture And	012-18	1,029,246.26	17,831.62	0.00	0.00	0.00	0.00	0.00	1,047,077.88
050 Mid-States Division	009 - WYGS Division	050.009.35903.Storage Pallet Lines	012-18	76,442.27	11.36	0.00	0.00	0.00	0.00	0.00	76,453.63
050 Mid-States Division	009 - WYGS Division	050.009.35900.Measuring and Regulat	012-18	199,566.93	11,606.06	0.00	0.00	0.00	0.00	0.00	211,173.00
050 Mid-States Division	009 - WYGS Division	050.009.38400.House Regulator Insta	012-18	67,342.49	423.03	0.00	0.00	0.00	0.00	0.00	67,765.52
050 Mid-States Division	009 - WYGS Division										

Company ID	Bus Segment ID	Degr Segment ID	CP Post Mx Yr	Begin Reserve	Provision	Retirements	Cost of Removal	Salvage Cash	Transfer/Adjustments	Gain/Loss	Total Reserve
D10 Atmos Regulated Shared Services	012 - Call Center Division	010.012.39907Pc Software	Dec-17	123,590.52	1,050.83	0.00	0.00	0.00	0.00	0.00	124,641.35
D10 Atmos Regulated Shared Services	012 - Call Center Division	010.012.39908Application Software	Dec-17	25,488,278.52	443,215.97	0.00	0.00	0.00	0.00	0.00	25,931,494.49
D10 Atmos Regulated Shared Services	012 - Call Center Division	010.012.39910CCV-Other Tang Equip	Dec-17	327,170.35	3,881.26	0.00	0.00	0.00	0.00	0.00	331,051.61
D10 Atmos Regulated Shared Services	012 - Call Center Division	010.012.39911CCV-Pc Hardware	Dec-17	223,177.26	1,807.65	0.00	0.00	0.00	0.00	0.00	224,984.91
D10 Atmos Regulated Shared Services	012 - Call Center Division	010.012.39917Pc Software	Dec-17	574,956.64	0.00	0.00	0.00	0.00	0.00	0.00	574,956.64
D10 Atmos Regulated Shared Services	012 - Call Center Division	010.012.39918CCV-Oh Tang Equip	Dec-17	5,588.10	111.81	0.00	0.00	0.00	0.00	0.00	5,700.00
D10 Atmos Regulated Shared Services	009 - WNG Division	050.009.35100Organization Grp	Dec-17	8,320.72	0.00	0.00	0.00	0.00	0.00	0.00	8,320.72
D10 Atmos Regulated Shared Services	009 - WNG Division	050.009.35200Facilities & Content Grp	Dec-17	119,852.49	0.00	0.00	0.00	0.00	0.00	0.00	119,852.49
D10 Atmos Regulated Shared Services	009 - WNG Division	050.009.35201Facilities & Content Grp	Dec-17	798,223.53	2,592.25	0.00	0.00	0.00	0.00	0.00	799,815.78
D10 Atmos Regulated Shared Services	009 - WNG Division	050.009.35202Rights-Of-Way	Dec-17	4,426.70	0.00	0.00	0.00	0.00	0.00	0.00	4,426.70
D10 Atmos Regulated Shared Services	009 - WNG Division	050.009.35100Structures And Improv	Dec-17	5,740.78	24.93	0.00	0.00	0.00	0.00	0.00	5,765.71
D10 Atmos Regulated Shared Services	009 - WNG Division	050.009.35102Compressor Station Eq	Dec-17	110,211.75	160.93	0.00	0.00	0.00	0.00	0.00	110,372.68
D10 Atmos Regulated Shared Services	009 - WNG Division	050.009.35103Measuring And Reg. St	Dec-17	2,095.21	17.74	0.00	0.00	0.00	0.00	0.00	2,112.95
D10 Atmos Regulated Shared Services	009 - WNG Division	050.009.35104Other Structures	Dec-17	96,875.11	1,488.89	0.00	0.00	0.00	0.00	0.00	97,364.00
D10 Atmos Regulated Shared Services	009 - WNG Division	050.009.35200Rights-Of-Way	Dec-17	893,350.89	13,434.48	0.00	0.00	0.00	0.00	0.00	906,785.37
D10 Atmos Regulated Shared Services	009 - WNG Division	050.009.35201Well Construction	Dec-17	1,372,383.89	2,139.17	0.00	0.00	0.00	0.00	0.00	1,374,523.06
D10 Atmos Regulated Shared Services	009 - WNG Division	050.009.35202Well Equipment	Dec-17	448,157.64	748.21	0.00	0.00	0.00	0.00	0.00	448,905.85
D10 Atmos Regulated Shared Services	009 - WNG Division	050.009.35203Production Gas Grp	Dec-17	798,223.53	2,592.25	0.00	0.00	0.00	0.00	0.00	799,815.78
D10 Atmos Regulated Shared Services	009 - WNG Division	050.009.35210Storage Leaseholdings An	Dec-17	166,853.48	22.07	0.00	0.00	0.00	0.00	0.00	167,003.92
D10 Atmos Regulated Shared Services	009 - WNG Division	050.009.35211Storage Flights	Dec-17	43,074.53	40.05	0.00	0.00	0.00	0.00	0.00	43,114.58
D10 Atmos Regulated Shared Services	009 - WNG Division	050.009.35101Storage Field Lines	Dec-17	81,007.30	118.36	0.00	0.00	0.00	0.00	0.00	81,069.50
D10 Atmos Regulated Shared Services	009 - WNG Division	050.009.35402Storage - Library Un	Dec-17	185,803.68	141.29	0.00	0.00	0.00	0.00	0.00	185,944.97
D10 Atmos Regulated Shared Services	009 - WNG Division	050.009.35500Compressor Station Eq	Dec-17	407,840.69	1,383.17	0.00	0.00	0.00	0.00	0.00	409,223.86
D10 Atmos Regulated Shared Services	009 - WNG Division	050.009.35500Measuring and Regulat	Dec-17	188,408.33	3,116.06	0.00	0.00	0.00	0.00	0.00	191,524.39
D10 Atmos Regulated Shared Services	009 - WNG Division	050.009.35600Purification Equipment	Dec-17	176,358.21	708.38	0.00	0.00	0.00	0.00	0.00	177,066.59
D10 Atmos Regulated Shared Services	009 - WNG Division	050.009.35610Land & Land Rights	Dec-17	0.00	0.00	0.00	0.00	0.00	0.00	0.00	0.00
D10 Atmos Regulated Shared Services	009 - WNG Division	050.009.35610Rights-Of-Way	Dec-17	408,345.28	690.99	0.00	0.00	0.00	0.00	0.00	409,036.27
D10 Atmos Regulated Shared Services	009 - WNG Division	050.009.35602Meas & Reg. Sta. Str	Dec-17	15,270.67	72.68	0.00	0.00	0.00	0.00	0.00	15,343.35
D10 Atmos Regulated Shared Services	009 - WNG Division	050.009.35603Other Structures	Dec-17	91,245.14	90.23	0.00	0.00	0.00	0.00	0.00	91,335.37
D10 Atmos Regulated Shared Services	009 - WNG Division	050.009.35700Mains - Cathodic Prot	Dec-17	86,230.00	581.82	0.00	0.00	0.00	0.00	0.00	86,811.82
D10 Atmos Regulated Shared Services	009 - WNG Division	050.009.35701Mains - Steel	Dec-17	18,029,735.49	49,320.63	0.00	0.00	0.00	0.00	0.00	18,259,056.12
D10 Atmos Regulated Shared Services	009 - WNG Division	050.009.35702Mains - Cast Iron	Dec-17	3,163,655.19	1,245.45	0.00	0.00	0.00	0.00	0.00	3,164,900.64
D10 Atmos Regulated Shared Services	009 - WNG Division	050.009.35901Measuring And Reg. St	Dec-17	1,692,017.42	4,074.33	0.00	0.00	0.00	0.00	0.00	1,696,091.75
D10 Atmos Regulated Shared Services	009 - WNG Division	050.009.37400Land & Land Right Grp	Dec-17	0.00	0.00	0.00	0.00	0.00	0.00	0.00	0.00
D10 Atmos Regulated Shared Services	009 - WNG Division	050.009.37401Land	Dec-17	0.00	0.00	0.00	0.00	0.00	0.00	0.00	0.00
D10 Atmos Regulated Shared Services	009 - WNG Division	050.009.37402Land Rights	Dec-17	154,176.29	3,103.02	0.00	0.00	0.00	0.00	0.00	157,279.31
D10 Atmos Regulated Shared Services	009 - WNG Division	050.009.37403Land Cont	Dec-17	0.00	0.00	0.00	0.00	0.00	0.00	0.00	0.00
D10 Atmos Regulated Shared Services	009 - WNG Division	050.009.37500Structures & Improvem	Dec-17	101,453.03	577.09	0.00	0.00	0.00	0.00	0.00	102,030.12
D10 Atmos Regulated Shared Services	009 - WNG Division	050.009.37501Struct. & Improv. - T	Dec-17	67,813.89	173.35	0.00	0.00	0.00	0.00	0.00	67,987.24
D10 Atmos Regulated Shared Services	009 - WNG Division	050.009.37502Land Rights	Dec-17	33,714.57	79.42	0.00	0.00	0.00	0.00	0.00	33,793.99
D10 Atmos Regulated Shared Services	009 - WNG Division	050.009.37503Improvements	Dec-17	5,742.94	5.87	0.00	0.00	0.00	0.00	0.00	5,748.81
D10 Atmos Regulated Shared Services	009 - WNG Division	050.009.37600Mains - Cathodic Prot	Dec-17	12,396,971.25	87,410.33	[0.1,205.61]	0.00	0.00	0.00	0.00	12,420,986.06
D10 Atmos Regulated Shared Services	009 - WNG Division	050.009.37601Mains - Steel	Dec-17	28,843,898.41	254,500.33	[8,611.50]	0.00	0.00	0.00	0.00	29,098,413.47
D10 Atmos Regulated Shared Services	009 - WNG Division	050.009.37602Mains - Plastic	Dec-17	14,725,184.17	178,856.86	[5,252.52]	0.00	0.00	0.00	0.00	14,899,509.33
D10 Atmos Regulated Shared Services	009 - WNG Division	050.009.37700Meas. And Reg. Sta. E	Dec-17	2,039,894.00	27,016.24	[19,433.88]	0.00	0.00	0.00	0.00	2,071,955.21
D10 Atmos Regulated Shared Services	009 - WNG Division	050.009.37701Meas. & Reg. Station Eq	Dec-17	922,483.22	9,242.62	[2,809.09]	0.00	0.00	0.00	0.00	929,684.83
D10 Atmos Regulated Shared Services	009 - WNG Division	050.009.37905Meas & Reg. Sta. Eq - C	Dec-17	957,474.82	3,914.79	0.00	0.00	0.00	0.00	0.00	961,389.61
D10 Atmos Regulated Shared Services	009 - WNG Division	050.009.38000Services	Dec-17	36,045,415.88	344,183.55	[32,572.94]	0.00	0.00	0.00	0.00	36,233,697.07
D10 Atmos Regulated Shared Services	009 - WNG Division	050.009.38100Meters	Dec-17	16,837,225.48	219,572.28	[3,619.13]	0.00	0.00	0.00	0.00	17,053,799.59
D10 Atmos Regulated Shared Services	009 - WNG Division	050.009.38200Communication Installations	Dec-17	24,050,013.13	159,015.14	[5,901.15]	0.00	0.00	0.00	0.00	24,204,027.12
D10 Atmos Regulated Shared Services	009 - WNG Division	050.009.38300House Regulators	Dec-17	3,508,591.23	28,274.06	[3,527.54]	0.00	0.00	0.00	0.00	3,533,337.74
D10 Atmos Regulated Shared Services	009 - WNG Division	050.009.38400House Regulator Insta	Dec-17	83,244.60	396.28	0.00	0.00	0.00	0.00	0.00	83,640.88
D10 Atmos Regulated Shared Services	009 - WNG Division	050.009.38500Industrial Measuring	Dec-17	2,715,072.56	11,674.95	0.00	0.00	0.00	0.00	0.00	2,726,747.51
D10 Atmos Regulated Shared Services	009 - WNG Division	050.009.38600Land & Land Rights	Dec-17	0.00	0.00	0.00	0.00	0.00	0.00	0.00	0.00
D10 Atmos Regulated Shared Services	009 - WNG Division	050.009.38900Struct. & Improv	Dec-17	765,163.22	22,842.83	0.00	0.00	0.00	0.00	0.00	787,996.05
D10 Atmos Regulated Shared Services	009 - WNG Division	050.009.39000Structure-Bulk Grp	Dec-17	96,116.04	542.48	0.00	0.00	0.00	0.00	0.00	96,658.52
D10 Atmos Regulated Shared Services	009 - WNG Division	050.009.39000Improvements Grp	Dec-17	245,757.38	2,222.16	0.00	0.00	0.00	0.00	0.00	247,979.54
D10 Atmos Regulated Shared Services	009 - WNG Division	050.009.39004Air Condition Eq Grp	Dec-17	4,024.41	40.59	0.00	0.00	0.00	0.00	0.00	4,065.00
D10 Atmos Regulated Shared Services	009 - WNG Division	050.009.39005Improvements-Leased Grp	Dec-17	1,073,237.64	19,526.24	0.00	0.00	0.00	0.00	0.00	1,092,763.88
D10 Atmos Regulated Shared Services	009 - WNG Division	050.009.39100Office Furniture And	Dec-17	882,072.87	17,920.08	0.00	0.00	0.00	0.00	0.00	900,000.45
D10 Atmos Regulated Shared Services	009 - WNG Division	050.009.39200Tranp Equip-Group	Dec-17	6,487.37	2,788.12	0.00	0.00	0.00	0.00	0.00	6,275.49
D10 Atmos Regulated Shared Services	009 - WNG Division	050.009.39300Vtg Trainers - Group	Dec-17	1,529.19	0.00	0.00	0.00	0.00	0.00	0.00	1,529.19
D10 Atmos Regulated Shared Services	009 - WNG Division	050.009.39300Tools Shop And Garage	Dec-17	855,607.42	25,750.01	0.00	0.00	0.00	0.00	0.00	881,357.43
D10 Atmos Regulated Shared Services	009 - WNG Division	050.009.39500Ductwork	Dec-17	23,765.17	244.67	0.00	0.00	0.00	0.00	0.00	24,009.84
D10 Atmos Regulated Shared Services	009 - WNG Division	050.009.39600Stacks - Group	Dec-17	52,724.41	1,018.07	0.00	0.00	0.00	0.00	0.00	53,742.48
D10 Atmos Regulated Shared Services	009 - WNG Division	050.009.39605Welders - Group	Dec-17	15,043.51	815.21	0.00	0.00	0.00	0.00	0.00	15,858.72
D10 Atmos Regulated Shared Services	009 - WNG Division	050.009.39700Communication Equipme	Dec-17	193,561.40	4,478.15	0.00	0.00	0.00	0.00	0.00	198,039.55
D10 Atmos Regulated Shared Services	009 - WNG Division	050.009.39800Miscellaneous Equipme	Dec-17	1,613,244.16	31,609.59	0.00	0.00	0.00	0.00	0.00	1,644,853.75
D10 Atmos Regulated Shared Services	009 - WNG Division	050.009.39801Servers Hardware	Dec-17	3,294.63	0.00	0.00	0.00	0.00	0.00	0.00	3,294.63
D10 Atmos Regulated Shared Services	009 - WNG Division	050.009.39803Network Hardware	Dec-17	38,446.82	1,938.96	0.00	0.00	0.00	0.00	0.00	39,385.78
D10 Atmos Regulated Shared Services	009 - WNG Division	050.009.39805Pc Hardware	Dec-17	590,234.23	23,052.99	0.00	0.00	0.00	0.00	0.00	613,287.22
D10 Atmos Regulated Shared Services	009 - WNG Division	050.009.39908Application Software	Dec-17	111,748.15	[735.73]	0.00	0.00	0.00	0.00	0.00	111,000.42
D10 Atmos Regulated Shared Services	009 - WNG Division	RWP	Dec-17	[5,173,910.00]	232,211.13	0.00	0.00	0.00	0.00	0.00	[5,191,121.13]
D10 Atmos Regulated Shared Services	091 - Brenwood Division	050.091.30100Organization Grp	Dec-17	0.00	0.00	0.00	0.00	0.00	0.00	0.00	0.00
D10 Atmos Regulated Shared Services	091 - Brenwood Division	050.091.30100Intangibles Grp	Dec-17	0.00	0.00	0.00	0.00	0.00	0.00	0.00	0.00
D10 Atmos Regulated Shared Services	091 - Brenwood Division	050.091.39001Struct - Frame Grp	Dec-17	96,562.07							

Company Id	Bus Segment Id	Dept Group Id	Qst Post Mo Yr	Begin Reserve	Provision	Restatements	Cost Of Removal	Salvage Cash	Transfer/Adjustments	Gain Loss	Total Reserve
010 Atmos Regulated Shared Services	012 - Call Center Division	0101012.39916CCVP-Pc Hardware	Jan-18	224,945.01	1,816.42	0.00	0.00	0.00	0.00	0.00	226,761.43
010 Atmos Regulated Shared Services	012 - Call Center Division	0101012.39917CCVP-Software	Jan-18	69,640.63	574.24	0.00	0.00	0.00	0.00	0.00	70,214.87
010 Atmos Regulated Shared Services	012 - Call Center Division	0101012.39918CCVP-Ohm Tang Prop-App	Jan-18	9,899.91	111.73	0.00	0.00	0.00	0.00	0.00	9,991.64
050 Mid-States Division	009 - WNG Division	0501009.301000Signification Crp	Jan-18	63,279.02	0.00	0.00	0.00	0.00	0.00	0.00	63,279.02
050 Mid-States Division	009 - WNG Division	0501009.302000Franch & Consent Crp	Jan-18	119,852.69	0.00	0.00	0.00	0.00	0.00	0.00	119,852.69
050 Mid-States Division	009 - WNG Division	0501009.350100Land	Jan-18	0.00	0.00	0.00	0.00	0.00	0.00	0.00	0.00
050 Mid-States Division	009 - WNG Division	0501009.350200Rights-Of-Way	Jan-18	4,627.88	0.00	0.00	0.00	0.00	0.00	0.00	4,627.88
050 Mid-States Division	009 - WNG Division	0501009.351000Structures And Improv	Jan-18	5,769.91	24.93	0.00	0.00	0.00	0.00	0.00	5,794.84
050 Mid-States Division	009 - WNG Division	0501009.351100Storage	Jan-18	11,023.78	0.00	0.00	0.00	0.00	0.00	0.00	11,023.78
050 Mid-States Division	009 - WNG Division	0501009.351200Measuring And Reg. St	Jan-18	20,112.85	17.74	0.00	0.00	0.00	0.00	0.00	20,130.60
050 Mid-States Division	009 - WNG Division	0501009.351300Other Structures	Jan-18	97,624.00	148.89	0.00	0.00	0.00	0.00	0.00	97,772.89
050 Mid-States Division	009 - WNG Division	0501009.352000Rights Of Way	Jan-18	908,785.47	13,493.61	0.00	0.00	0.00	0.00	0.00	922,279.08
050 Mid-States Division	009 - WNG Division	0501009.352001Well Construction	Jan-18	1,376,203.06	2,139.17	0.00	0.00	0.00	0.00	0.00	1,378,342.23
050 Mid-States Division	009 - WNG Division	0501009.352002Well Equipment	Jan-18	484,255.65	3,982.21	0.00	0.00	0.00	0.00	0.00	488,237.86
050 Mid-States Division	009 - WNG Division	0501009.352003Culverts Gas Pip	Jan-18	708,765.78	2,542.25	0.00	0.00	0.00	0.00	0.00	711,308.03
050 Mid-States Division	009 - WNG Division	0501009.352100Storage	Jan-18	167,603.92	52.07	0.00	0.00	0.00	0.00	0.00	167,655.99
050 Mid-States Division	009 - WNG Division	0501009.352110Storage	Jan-18	43,114.56	40.05	0.00	0.00	0.00	0.00	0.00	43,154.61
050 Mid-States Division	009 - WNG Division	0501009.352120Storage	Jan-18	6,767.50	118.96	0.00	0.00	0.00	0.00	0.00	6,886.46
050 Mid-States Division	009 - WNG Division	0501009.352130Storage	Jan-18	186,104.85	141.99	0.00	0.00	0.00	0.00	0.00	186,246.84
050 Mid-States Division	009 - WNG Division	0501009.354000Compressor Station Eq	Jan-18	409,215.86	1,385.17	0.00	0.00	0.00	0.00	0.00	410,601.03
050 Mid-States Division	009 - WNG Division	0501009.355000Measuring and Regulat	Jan-18	198,522.39	116.06	0.00	0.00	0.00	0.00	0.00	198,638.45
050 Mid-States Division	009 - WNG Division	0501009.356000Purification Equipment	Jan-18	177,666.59	706.38	0.00	0.00	0.00	0.00	0.00	178,372.97
050 Mid-States Division	009 - WNG Division	0501009.357000Land & Land Rights	Jan-18	0.00	0.00	0.00	0.00	0.00	0.00	0.00	0.00
050 Mid-States Division	009 - WNG Division	0501009.357200Rights-Of-Way	Jan-18	409,133.06	561.76	0.00	0.00	0.00	0.00	0.00	410,074.84
050 Mid-States Division	009 - WNG Division	0501009.358000Meas. & Reg. Sta. Str	Jan-18	15,443.35	72.68	0.00	0.00	0.00	0.00	0.00	15,516.03
050 Mid-States Division	009 - WNG Division	0501009.358003Other Structures	Jan-18	31,335.87	50.23	0.00	0.00	0.00	0.00	0.00	31,386.10
050 Mid-States Division	009 - WNG Division	0501009.357000Mains - Cathodic Prot	Jan-18	86,709.12	581.62	0.00	0.00	0.00	0.00	0.00	87,290.74
050 Mid-States Division	009 - WNG Division	0501009.357100Mains - Steel	Jan-18	18,252,156.06	43,951.62	0.00	0.00	0.00	0.00	0.00	18,296,107.68
050 Mid-States Division	009 - WNG Division	0501009.358000Measuring And Reg. St	Jan-18	126,270.24	1,204.65	0.00	0.00	0.00	0.00	0.00	127,474.89
050 Mid-States Division	009 - WNG Division	0501009.358001Measuring And Reg. St	Jan-18	1,696,064.70	4,047.38	0.00	0.00	0.00	0.00	0.00	1,700,112.08
050 Mid-States Division	009 - WNG Division	0501009.374000Land & Land Right Crp	Jan-18	0.00	0.00	0.00	0.00	0.00	0.00	0.00	0.00
050 Mid-States Division	009 - WNG Division	0501009.374001Land Rights	Jan-18	0.00	0.00	0.00	0.00	0.00	0.00	0.00	0.00
050 Mid-States Division	009 - WNG Division	0501009.374020Land Rights	Jan-18	157,279.31	3,102.74	0.00	0.00	0.00	0.00	0.00	160,382.05
050 Mid-States Division	009 - WNG Division	0501009.374030Land Other	Jan-18	0.00	0.00	0.00	0.00	0.00	0.00	0.00	0.00
050 Mid-States Division	009 - WNG Division	0501009.375000Structures & Improvem	Jan-18	102,010.12	517.09	0.00	0.00	0.00	0.00	0.00	102,527.21
050 Mid-States Division	009 - WNG Division	0501009.375010Stairs, & Improv. - T	Jan-18	67,985.24	171.35	0.00	0.00	0.00	0.00	0.00	68,156.59
050 Mid-States Division	009 - WNG Division	0501009.375020Stairs	Jan-18	38,795.89	79.42	0.00	0.00	0.00	0.00	0.00	38,875.31
050 Mid-States Division	009 - WNG Division	0501009.375030Improvements	Jan-18	1,781.11	6.87	0.00	0.00	0.00	0.00	0.00	1,787.98
050 Mid-States Division	009 - WNG Division	0501009.376000Mains - Cathodic Prot	Jan-18	12,420,096.06	47,586.00	0.00	0.00	0.00	0.00	0.00	12,467,682.06
050 Mid-States Division	009 - WNG Division	0501009.376001Mains - Steel	Jan-18	29,092,134.47	160,551.42	0.00	0.00	0.00	0.00	0.00	29,252,685.89
050 Mid-States Division	009 - WNG Division	0501009.376002Mains - Plastic	Jan-18	14,895,596.58	179,589.00	0.00	0.00	0.00	0.00	0.00	15,075,185.58
050 Mid-States Division	009 - WNG Division	0501009.378000Meas. And Reg. Sta. E	Jan-18	1,757,955.51	27,983.31	0.00	0.00	0.00	0.00	0.00	1,785,938.82
050 Mid-States Division	009 - WNG Division	0501009.378001Meas & Reg Station Eq	Jan-18	832,276.01	9,932.99	0.00	0.00	0.00	0.00	0.00	842,209.00
050 Mid-States Division	009 - WNG Division	0501009.378002Meas & Reg Sta. Eq - C	Jan-18	961,613.21	3,938.79	0.00	0.00	0.00	0.00	0.00	965,552.00
050 Mid-States Division	009 - WNG Division	0501009.380000Compressor	Jan-18	36,248,896.07	345,540.19	0.00	0.00	0.00	0.00	0.00	36,594,436.26
050 Mid-States Division	009 - WNG Division	0501009.381000Land Rights	Jan-18	17,022,798.99	0.00	0.00	0.00	0.00	0.00	0.00	17,022,798.99
050 Mid-States Division	009 - WNG Division	0501009.382000Meter Installations	Jan-18	24,241,233.25	190,665.62	0.00	0.00	0.00	0.00	0.00	24,431,898.87
050 Mid-States Division	009 - WNG Division	0501009.383000House Regulators	Jan-18	3,623,777.24	28,930.51	0.00	0.00	0.00	0.00	0.00	3,652,707.75
050 Mid-States Division	009 - WNG Division	0501009.384000House Regulator Insta	Jan-18	83,640.28	798.76	0.00	0.00	0.00	0.00	0.00	84,439.04
050 Mid-States Division	009 - WNG Division	0501009.385000Mains - Cathodic Prot	Jan-18	27,276,747.51	11,879.34	0.00	0.00	0.00	0.00	0.00	27,288,626.85
050 Mid-States Division	009 - WNG Division	0501009.385001Land & Land Rights	Jan-18	0.00	0.00	0.00	0.00	0.00	0.00	0.00	0.00
050 Mid-States Division	009 - WNG Division	0501009.390000Structure & Improv	Jan-18	787,776.43	22,493.85	0.00	0.00	0.00	0.00	0.00	810,270.28
050 Mid-States Division	009 - WNG Division	0501009.390002Structure-Brick Crp	Jan-18	86,568.37	542.43	0.00	0.00	0.00	0.00	0.00	87,110.80
050 Mid-States Division	009 - WNG Division	0501009.390003Improvements Crp	Jan-18	247,979.44	2,222.16	0.00	0.00	0.00	0.00	0.00	250,201.60
050 Mid-States Division	009 - WNG Division	0501009.390004Air Condition-Eq Crp	Jan-18	4,053.19	40.58	0.00	0.00	0.00	0.00	0.00	4,093.77
050 Mid-States Division	009 - WNG Division	0501009.390005Improvement-Leased Crp	Jan-18	1,092,687.88	19,430.26	0.00	0.00	0.00	0.00	0.00	1,112,118.14
050 Mid-States Division	009 - WNG Division	0501009.391000Office Furniture And	Jan-18	900,006.45	17,929.08	0.00	0.00	0.00	0.00	0.00	917,935.53
050 Mid-States Division	009 - WNG Division	0501009.391001Tramp Equip-Group	Jan-18	66,275.49	2,788.11	0.00	0.00	0.00	0.00	0.00	69,063.60
050 Mid-States Division	009 - WNG Division	0501009.391002Welders - Group	Jan-18	15,249.30	0.00	0.00	0.00	0.00	0.00	0.00	15,249.30
050 Mid-States Division	009 - WNG Division	0501009.391003Shoe And Garage	Jan-18	47,841.83	23,854.02	0.00	0.00	0.00	0.00	0.00	71,695.85
050 Mid-States Division	009 - WNG Division	0501009.391004Dishwashers - Group	Jan-18	34,610.39	942.67	0.00	0.00	0.00	0.00	0.00	35,553.06
050 Mid-States Division	009 - WNG Division	0501009.391005Dishwashers - Group	Jan-18	54,742.48	1,018.07	0.00	0.00	0.00	0.00	0.00	55,760.55
050 Mid-States Division	009 - WNG Division	0501009.391006Welders - Group	Jan-18	153,588.72	315.21	0.00	0.00	0.00	0.00	0.00	153,903.93
050 Mid-States Division	009 - WNG Division	0501009.391007Compressor And Garage	Jan-18	18,643.12	4,418.15	0.00	0.00	0.00	0.00	0.00	23,061.27
050 Mid-States Division	009 - WNG Division	0501009.391008Miscellaneous Equipme	Jan-18	1,645,233.77	13,454.34	0.00	0.00	0.00	0.00	0.00	1,658,688.11
050 Mid-States Division	009 - WNG Division	0501009.391009Servers Hardware	Jan-18	3,724.37	138.74	0.00	0.00	0.00	0.00	0.00	3,863.11
050 Mid-States Division	009 - WNG Division	0501009.391010Network Hardware	Jan-18	39,748.88	1,338.98	0.00	0.00	0.00	0.00	0.00	41,087.86
050 Mid-States Division	009 - WNG Division	0501009.391011Pc Hardware	Jan-18	353,289.28	3,052.99	0.00	0.00	0.00	0.00	0.00	356,342.27
050 Mid-States Division	009 - WNG Division	0501009.391012Application Software	Jan-18	6,041,405.17	130,724.60	0.00	0.00	0.00	0.00	0.00	6,172,129.77
050 Mid-States Division	009 - WNG Division	0501009.391013Organization Crp	Jan-18	0.00	0.00	0.00	0.00	0.00	0.00	0.00	0.00
050 Mid-States Division	009 - WNG Division	0501009.391014Installation Crp	Jan-18	0.00	0.00	0.00	0.00	0.00	0.00	0.00	0.00
050 Mid-States Division	009 - WNG Division	0501009.391015Construction Crp	Jan-18	97,327.61	400.52	0.00	0.00	0.00	0.00	0.00	97,728.13
050 Mid-States Division	009 - WNG Division	0501009.391016Construction Equip Crp	Jan-18	8,250.86	92.97	0.00	0.00	0.00	0.00	0.00	8,343.83
050 Mid-States Division	009 - WNG Division	0501009.391017Improvement - Leased Crp	Jan-18	38,834.00	0.00	0.00	0.00	0.00	0.00	0.00	38,834.00
050 Mid-States Division	009 - WNG Division	0501009.391018Office Furniture And	Jan-18	41,397.21	0.00	0.00	0.00	0.00	0.00	0.00	41,397.21
050 Mid-States Division	009 - WNG Division	0501009.391019Tramp Equip-Group	Jan-18	34,146.32	1,5						

Company Id	Bus Segment Id	Dept Group Id	GI Post	Mo Yr	Begin Reserve	Provision	Retirements	Cost of Removal	Salvage Cash	Transfers/Adjustments	Gain Loss	Total Reserve
050 Mid-States Division	009 - WKS Division	050.009.30100:Organization Strp	Feb-18	8,238.72	0.00	0.00	0.00	0.00	0.00	0.00	0.00	8,238.72
050 Mid-States Division	009 - WKS Division	050.009.30200:Franch & Consent Grp	Feb-18	119,852.69	0.00	0.00	0.00	0.00	0.00	0.00	0.00	119,852.69
050 Mid-States Division	009 - WKS Division	050.009.35010:Oil	Feb-18	0.00	0.00	0.00	0.00	0.00	0.00	0.00	0.00	0.00
050 Mid-States Division	009 - WKS Division	050.009.35020:Rights-Of-Way	Feb-18	4,628.86	0.98	0.00	0.00	0.00	0.00	0.00	0.00	4,629.84
050 Mid-States Division	009 - WKS Division	050.009.35100:Structure And Improv	Feb-18	5,700.85	24.93	0.00	0.00	0.00	0.00	0.00	0.00	5,825.77
050 Mid-States Division	009 - WKS Division	050.009.35102:Compressor Station Eq	Feb-18	110,533.61	100.93	0.00	0.00	0.00	0.00	0.00	0.00	110,634.54
050 Mid-States Division	009 - WKS Division	050.009.35103:Measuring And Reg. St	Feb-18	20,130.89	17.74	0.00	0.00	0.00	0.00	0.00	0.00	20,308.63
050 Mid-States Division	009 - WKS Division	050.009.35104:Other Structures	Feb-18	97,172.80	148.89	0.00	0.00	0.00	0.00	0.00	0.00	97,321.69
050 Mid-States Division	009 - WKS Division	050.009.35200:Rights-Of-Way	Feb-18	9,020.25	13.61	0.00	0.00	0.00	0.00	0.00	0.00	9,033.86
050 Mid-States Division	009 - WKS Division	050.009.35201:Well Construction	Feb-18	1,376,412.37	7,219.17	0.00	0.00	0.00	0.00	0.00	0.00	1,378,781.40
050 Mid-States Division	009 - WKS Division	050.009.35202:Well Equipment	Feb-18	448,854.06	348.21	0.00	0.00	0.00	0.00	0.00	0.00	449,202.27
050 Mid-States Division	009 - WKS Division	050.009.35203:Custom Gas Trp	Feb-18	711,308.03	2,542.75	0.00	0.00	0.00	0.00	0.00	0.00	713,850.78
050 Mid-States Division	009 - WKS Division	050.009.35210:Storage Leaseholdn An	Feb-18	107,265.89	52.07	0.00	0.00	0.00	0.00	0.00	0.00	107,317.96
050 Mid-States Division	009 - WKS Division	050.009.35211:Storage Rights	Feb-18	41,154.61	40.06	0.00	0.00	0.00	0.00	0.00	0.00	41,194.66
050 Mid-States Division	009 - WKS Division	050.009.35301:Storage Field Lines	Feb-18	10,551.14	118.36	0.00	0.00	0.00	0.00	0.00	0.00	10,732.78
050 Mid-States Division	009 - WKS Division	050.009.35302:Storage Tributary Un	Feb-18	186,246.24	141.29	0.00	0.00	0.00	0.00	0.00	0.00	186,387.53
050 Mid-States Division	009 - WKS Division	050.009.35400:Compressor Station Eq	Feb-18	470,611.63	1,895.17	0.00	0.00	0.00	0.00	0.00	0.00	472,506.80
050 Mid-States Division	009 - WKS Division	050.009.35500:Measuring and Regist	Feb-18	198,538.85	116.06	0.00	0.00	0.00	0.00	0.00	0.00	198,654.91
050 Mid-States Division	009 - WKS Division	050.009.35600:Utilization Equipmen	Feb-18	177,743.97	708.18	0.00	0.00	0.00	0.00	0.00	0.00	178,452.15
050 Mid-States Division	009 - WKS Division	050.009.36010:Land & Land Rights	Feb-18	0.00	0.00	0.00	0.00	0.00	0.00	0.00	0.00	0.00
050 Mid-States Division	009 - WKS Division	050.009.36010:Land & Land Rights	Feb-18	410,074.44	961.78	0.00	0.00	0.00	0.00	0.00	0.00	411,036.22
050 Mid-States Division	009 - WKS Division	050.009.36020:Meas & Reg. Sta. Str	Feb-18	15,116.03	72.88	0.00	0.00	0.00	0.00	0.00	0.00	15,188.91
050 Mid-States Division	009 - WKS Division	050.009.36020:Other Structures	Feb-18	51,425.00	90.23	0.00	0.00	0.00	0.00	0.00	0.00	51,515.23
050 Mid-States Division	009 - WKS Division	050.009.36700:Malts - Cathodic Prot	Feb-18	87,489.94	581.82	0.00	0.00	0.00	0.00	0.00	0.00	88,071.76
050 Mid-States Division	009 - WKS Division	050.009.36701:Malts - Steel	Feb-18	17,728,476.62	43,061.62	0.00	0.00	0.00	0.00	0.00	0.00	17,771,538.24
050 Mid-States Division	009 - WKS Division	050.009.36900:Measuring And Reg. St	Feb-18	329,574.59	1,304.45	0.00	0.00	0.00	0.00	0.00	0.00	330,879.04
050 Mid-States Division	009 - WKS Division	050.009.36901:Measuring And Reg. St	Feb-18	1,705,112.08	4,007.38	0.00	0.00	0.00	0.00	0.00	0.00	1,709,119.46
050 Mid-States Division	009 - WKS Division	050.009.37400:Malts & Land Right Grp	Feb-18	0.00	0.00	0.00	0.00	0.00	0.00	0.00	0.00	0.00
050 Mid-States Division	009 - WKS Division	050.009.37401:Land	Feb-18	0.00	0.00	0.00	0.00	0.00	0.00	0.00	0.00	0.00
050 Mid-States Division	009 - WKS Division	050.009.37402:Land Rights	Feb-18	180,382.05	3,107.74	0.00	0.00	0.00	0.00	0.00	0.00	183,489.79
050 Mid-States Division	009 - WKS Division	050.009.37403:Land Other	Feb-18	0.00	0.00	0.00	0.00	0.00	0.00	0.00	0.00	0.00
050 Mid-States Division	009 - WKS Division	050.009.37500:Struct & Improvem	Feb-18	302,607.21	677.09	0.00	0.00	0.00	0.00	0.00	0.00	303,284.30
050 Mid-States Division	009 - WKS Division	050.009.37501:Struct. & Improv. - T	Feb-18	88,156.59	171.35	0.00	0.00	0.00	0.00	0.00	0.00	88,327.94
050 Mid-States Division	009 - WKS Division	050.009.37502:Land Rights	Feb-18	33,873.41	79.42	0.00	0.00	0.00	0.00	0.00	0.00	33,952.83
050 Mid-States Division	009 - WKS Division	050.009.37503:Improvements	Feb-18	1,788.08	6.87	0.00	0.00	0.00	0.00	0.00	0.00	1,794.95
050 Mid-States Division	009 - WKS Division	050.009.37600:Malts - Cathodic Prot	Feb-18	12,474,318.74	87,219.23	68,393.07	0.00	0.00	0.00	0.00	0.00	12,499,647.88
050 Mid-States Division	009 - WKS Division	050.009.37601:Malts - Steel	Feb-18	29,354,919.27	160,793.07	180,793.07	0.00	0.00	0.00	0.00	0.00	29,535,712.34
050 Mid-States Division	009 - WKS Division	050.009.37602:Malts - Plastic	Feb-18	15,068,698.11	179,897.85	179,897.85	0.00	0.00	0.00	0.00	0.00	15,248,596.18
050 Mid-States Division	009 - WKS Division	050.009.37800:Meas. And Reg. Sta. E	Feb-18	1,881,261.91	20,844.20	0.00	5.75	0.00	0.00	0.00	0.00	1,902,107.86
050 Mid-States Division	009 - WKS Division	050.009.37900:Meas & Reg Station Eq	Feb-18	641,469.09	9,939.29	0.00	0.00	0.00	0.00	0.00	0.00	651,408.38
050 Mid-States Division	009 - WKS Division	050.009.37900:Malts & Reg Sta. Eq - C	Feb-18	3,465,552.20	3,828.12	0.00	0.00	0.00	0.00	0.00	0.00	3,469,380.32
050 Mid-States Division	009 - WKS Division	050.009.38000:Services	Feb-18	16,855,244.66	344,759.72	1,832,824.11	0.00	0.00	0.00	0.00	0.00	18,688,068.49
050 Mid-States Division	009 - WKS Division	050.009.38100:Meters	Feb-18	17,464,558.41	220,950.53	2,668.10	0.00	0.00	0.00	0.00	0.00	17,687,176.04
050 Mid-States Division	009 - WKS Division	050.009.38200:Meter Installations	Feb-18	24,614,505.37	190,949.46	23,640.17	0.00	0.00	0.00	0.00	0.00	24,805,054.66
050 Mid-States Division	009 - WKS Division	050.009.38300:Flow Regulators	Feb-18	3,673,168.25	28,930.49	0.00	0.00	0.00	0.00	0.00	0.00	3,702,108.74
050 Mid-States Division	009 - WKS Division	050.009.38300:Flow Regulators - Equip	Feb-18	816.00	0.50	0.00	0.00	0.00	0.00	0.00	0.00	816.50
050 Mid-States Division	009 - WKS Division	050.009.38500:Industrial Measuring	Feb-18	2,738,476.65	11,687.40	0.00	0.00	0.00	0.00	0.00	0.00	2,750,164.05
050 Mid-States Division	009 - WKS Division	050.009.38900:Land & Land Rights	Feb-18	0.00	0.00	0.00	0.00	0.00	0.00	0.00	0.00	0.00
050 Mid-States Division	009 - WKS Division	050.009.39000:Structure & Improv	Feb-18	810,170.08	22,495.45	0.00	0.00	0.00	0.00	0.00	0.00	832,665.53
050 Mid-States Division	009 - WKS Division	050.009.39000:Structure - Equip Grp	Feb-18	97,101.00	1,014.49	0.00	0.00	0.00	0.00	0.00	0.00	98,115.49
050 Mid-States Division	009 - WKS Division	050.009.39000:Improvements Grp	Feb-18	2,950,301.60	2,222.16	0.00	0.00	0.00	0.00	0.00	0.00	2,952,523.76
050 Mid-States Division	009 - WKS Division	050.009.39004:Air Condition Eq Grp	Feb-18	4,115.80	40.59	0.00	0.00	0.00	0.00	0.00	0.00	4,156.39
050 Mid-States Division	009 - WKS Division	050.009.39009:Improvements-Leased Grp	Feb-18	1,112,028.12	19,830.24	0.00	0.00	0.00	0.00	0.00	0.00	1,131,858.36
050 Mid-States Division	009 - WKS Division	050.009.39100:Office Furniture And	Feb-18	917,395.63	17,929.08	0.00	0.00	0.00	0.00	0.00	0.00	935,324.71
050 Mid-States Division	009 - WKS Division	050.009.39100:Transport Equip-Group	Feb-18	49,809.21	2,285.12	0.00	0.00	0.00	0.00	0.00	0.00	52,094.33
050 Mid-States Division	009 - WKS Division	050.009.39200:Vlog Trailers - Group	Feb-18	0.00	0.00	0.00	0.00	0.00	0.00	0.00	0.00	0.00
050 Mid-States Division	009 - WKS Division	050.009.39400:Tools Shop And Garage	Feb-18	899,713.65	23,850.73	0.00	0.00	0.00	0.00	0.00	0.00	923,564.38
050 Mid-States Division	009 - WKS Division	050.009.39600:Ditches - Group	Feb-18	35,282.08	642.67	0.00	0.00	0.00	0.00	0.00	0.00	35,924.75
050 Mid-States Division	009 - WKS Division	050.009.39600:Backhoes - Group	Feb-18	35,790.55	1,018.07	0.00	0.00	0.00	0.00	0.00	0.00	36,808.62
050 Mid-States Division	009 - WKS Division	050.009.39600:Backhoes - Equip	Feb-18	15,787.89	21.24	0.00	0.00	0.00	0.00	0.00	0.00	15,809.14
050 Mid-States Division	009 - WKS Division	050.009.39700:Communication Equipmen	Feb-18	202,909.70	4,478.15	0.00	0.00	0.00	0.00	0.00	0.00	207,387.85
050 Mid-States Division	009 - WKS Division	050.009.39800:Miscellaneous Equipmen	Feb-18	1,671,375.83	31,654.34	0.00	0.00	0.00	0.00	0.00	0.00	1,703,030.17
050 Mid-States Division	009 - WKS Division	050.009.39900:Servers Hardware	Feb-18	3,894.11	139.74	0.00	0.00	0.00	0.00	0.00	0.00	4,033.85
050 Mid-States Division	009 - WKS Division	050.009.39901:Network Hardware	Feb-18	41,124.64	1,198.96	0.00	0.00	0.00	0.00	0.00	0.00	42,323.60
050 Mid-States Division	009 - WKS Division	050.009.39906:PC Hardware	Feb-18	576,340.27	21,662.74	13,307.13	0.00	0.00	0.00	0.00	0.00	590,309.14
050 Mid-States Division	009 - WKS Division	050.009.39908:Application Software	Feb-18	110,271.49	713.73	0.00	0.00	0.00	0.00	0.00	0.00	110,985.22
050 Mid-States Division	009 - WKS Division	RWP	Feb-18	0.00	0.00	0.00	0.00	0.00	0.00	0.00	0.00	0.00
050 Mid-States Division	009 - Brentwood Division	050.009.37100:Organization Grp	Feb-18	15,175,113.77	133,018.40	0.00	0.00	0.00	0.00	0.00	0.00	15,308,132.17
050 Mid-States Division	009 - Brentwood Division	050.009.37200:Franch & Consent Grp	Feb-18	0.00	0.00	0.00	0.00	0.00	0.00	0.00	0.00	0.00
050 Mid-States Division	009 - Brentwood Division	050.009.37301:Struct - Frame Grp	Feb-18	97,763.11	400.52	0.00	0.00	0.00	0.00	0.00	0.00	98,163.63
050 Mid-States Division	009 - Brentwood Division	050.009.38000:Air Condit Equip Grp	Feb-18	8,344.93	93.97	0.00	0.00	0.00	0.00	0.00	0.00	8,4

Company Id	Bus Segment Id	Dept Group Id	GL Post Mo Yr	Begin Balance	Provision	Retirements	Cost Of Removal	Salvage Cash	Transfer/Adjustments	Gain Loss	Total Reserve
050 Mid-States Division	009 - WVGX Division	050.009.35000Rights-Of-Way	Mar-18	4,429.64	0.98	0.00	0.00	0.00	0.00	0.00	4,430.62
050 Mid-States Division	009 - WVGX Division	050.009.35100Structures And Improv	Mar-18	5,515.57	2.33	0.00	0.00	0.00	0.00	0.00	5,517.90
050 Mid-States Division	009 - WVGX Division	050.009.35102Compressor Station Eq	Mar-18	110,694.54	160.93	0.00	0.00	0.00	0.00	0.00	110,855.47
050 Mid-States Division	009 - WVGX Division	050.009.35103Measuring And Reg. St	Mar-18	20,148.45	17.74	0.00	0.00	0.00	0.00	0.00	20,166.17
050 Mid-States Division	009 - WVGX Division	050.009.35104Other Structures	Mar-18	97,211.78	148.89	0.00	0.00	0.00	0.00	0.00	97,360.67
050 Mid-States Division	009 - WVGX Division	050.009.35200Rights-Of-Way	Mar-18	93,652.69	18.26	0.00	0.00	0.00	0.00	0.00	93,670.95
050 Mid-States Division	009 - WVGX Division	050.009.35201Well Construction	Mar-18	1,378,740.40	2,199.17	0.00	0.00	0.00	0.00	0.00	1,380,939.57
050 Mid-States Division	009 - WVGX Division	050.009.35202Well Equipment	Mar-18	449,102.27	348.11	0.00	0.00	0.00	0.00	0.00	449,550.48
050 Mid-States Division	009 - WVGX Division	050.009.35203Cushion Gas Cap	Mar-18	713,850.28	2,542.25	0.00	0.00	0.00	0.00	0.00	716,392.53
050 Mid-States Division	009 - WVGX Division	050.009.35210Storage Leaseholds An	Mar-18	197,100.00	52.07	0.00	0.00	0.00	0.00	0.00	197,152.07
050 Mid-States Division	009 - WVGX Division	050.009.35211Storage Field Equipm	Mar-18	41,391.66	48.03	0.00	0.00	0.00	0.00	0.00	41,439.69
050 Mid-States Division	009 - WVGX Division	050.009.35301Storage Field Lines	Mar-18	0.00	118.36	0.00	0.00	0.00	0.00	0.00	118.36
050 Mid-States Division	009 - WVGX Division	050.009.35302Storage Tributary Lin	Mar-18	18,387.53	141.29	0.00	0.00	0.00	0.00	0.00	18,528.82
050 Mid-States Division	009 - WVGX Division	050.009.35400Compressor Station Eq	Mar-18	471,996.20	1,395.17	0.00	0.00	0.00	0.00	0.00	473,391.37
050 Mid-States Division	009 - WVGX Division	050.009.35500Measuring and Regulat	Mar-18	198,754.52	118.06	0.00	0.00	0.00	0.00	0.00	198,872.57
050 Mid-States Division	009 - WVGX Division	050.009.35501Purification Equipmen	Mar-18	178,489.33	709.58	0.00	0.00	0.00	0.00	0.00	179,198.91
050 Mid-States Division	009 - WVGX Division	050.009.36101Land & Land Rights	Mar-18	0.00	0.00	0.00	0.00	0.00	0.00	0.00	0.00
050 Mid-States Division	009 - WVGX Division	050.009.36200Rights-Of-Way	Mar-18	411,036.62	957.78	0.00	0.00	0.00	0.00	0.00	411,994.40
050 Mid-States Division	009 - WVGX Division	050.009.36600Mains & Reg. Sta. Str	Mar-18	15,588.71	72.60	0.00	0.00	0.00	0.00	0.00	15,661.31
050 Mid-States Division	009 - WVGX Division	050.009.36602Other Structures	Mar-18	51,515.83	50.23	0.00	0.00	0.00	0.00	0.00	51,566.06
050 Mid-States Division	009 - WVGX Division	050.009.36700Mains - Cathodic Prot	Mar-18	88,071.76	581.82	0.00	0.00	0.00	0.00	0.00	88,653.58
050 Mid-States Division	009 - WVGX Division	050.009.36701Mains - Steel	Mar-18	17,771,537.64	43,061.62	0.00	0.00	0.00	0.00	0.00	17,814,600.00
050 Mid-States Division	009 - WVGX Division	050.009.36900Measuring And Reg. St	Mar-18	330,879.04	1,304.49	0.00	0.00	0.00	0.00	0.00	332,183.49
050 Mid-States Division	009 - WVGX Division	050.009.36901Measuring And Reg. St	Mar-18	1,704,159.46	4,073.38	0.00	0.00	0.00	0.00	0.00	1,708,232.84
050 Mid-States Division	009 - WVGX Division	050.009.37000Land & Land Right Grp	Mar-18	0.00	0.00	0.00	0.00	0.00	0.00	0.00	0.00
050 Mid-States Division	009 - WVGX Division	050.009.37401Land	Mar-18	0.00	0.00	0.00	0.00	0.00	0.00	0.00	0.00
050 Mid-States Division	009 - WVGX Division	050.009.37402Land Rights	Mar-18	163,484.79	3,270.87	0.00	0.00	0.00	0.00	0.00	166,755.66
050 Mid-States Division	009 - WVGX Division	050.009.37403Land Other	Mar-18	0.00	0.00	0.00	0.00	0.00	0.00	0.00	0.00
050 Mid-States Division	009 - WVGX Division	050.009.37500Structures & Improvem	Mar-18	303,381.30	578.00	0.00	0.00	0.00	0.00	0.00	303,959.30
050 Mid-States Division	009 - WVGX Division	050.009.37501Struct. & Improv - T	Mar-18	68,337.04	171.35	0.00	0.00	0.00	0.00	0.00	68,508.39
050 Mid-States Division	009 - WVGX Division	050.009.37502Land Rights	Mar-18	33,952.83	79.42	0.00	0.00	0.00	0.00	0.00	34,032.25
050 Mid-States Division	009 - WVGX Division	050.009.37503Improvements	Mar-18	1,794.95	6.87	0.00	0.00	0.00	0.00	0.00	1,801.82
050 Mid-States Division	009 - WVGX Division	050.009.37600Mains - Cathodic Prot	Mar-18	12,497,642.88	87,119.27	0.00	0.00	0.00	0.00	0.00	12,584,762.15
050 Mid-States Division	009 - WVGX Division	050.009.37601Mains - Plastic	Mar-18	28,839,948.27	229,883.62	0.00	0.00	0.00	0.00	0.00	29,069,831.89
050 Mid-States Division	009 - WVGX Division	050.009.37602Mains - Concrete	Mar-18	15,247,357.38	182,065.29	0.00	0.00	0.00	0.00	0.00	15,429,422.67
050 Mid-States Division	009 - WVGX Division	050.009.37800Mains And Reg. Sta. E	Mar-18	1,910,451.86	20,510.47	0.00	0.00	0.00	0.00	0.00	1,930,962.33
050 Mid-States Division	009 - WVGX Division	050.009.37900Mains & Reg Station Eq	Mar-18	851,028.99	1,838.48	0.00	0.00	0.00	0.00	0.00	852,867.47
050 Mid-States Division	009 - WVGX Division	050.009.37901Mains & Reg Sta Eq - C	Mar-18	969,499.29	3,939.01	0.00	0.00	0.00	0.00	0.00	973,438.30
050 Mid-States Division	009 - WVGX Division	050.009.38000Services	Mar-18	35,297,281.27	348,208.49	0.00	0.00	0.00	0.00	0.00	35,645,489.76
050 Mid-States Division	009 - WVGX Division	050.009.38100Meters	Mar-18	17,475,886.75	122,816.11	0.00	0.00	0.00	0.00	0.00	17,598,702.86
050 Mid-States Division	009 - WVGX Division	050.009.38200House Installations	Mar-18	24,583,815.08	190,585.54	0.00	0.00	0.00	0.00	0.00	24,774,400.62
050 Mid-States Division	009 - WVGX Division	050.009.38300House Regulator Sta	Mar-18	3,068,988.09	28,214.18	0.00	0.00	0.00	0.00	0.00	3,097,202.27
050 Mid-States Division	009 - WVGX Division	050.009.38400Industrial Measuring	Mar-18	2,750,114.25	11,886.26	0.00	0.00	0.00	0.00	0.00	2,762,000.51
050 Mid-States Division	009 - WVGX Division	050.009.38500Land & Land Rights	Mar-18	0.00	0.00	0.00	0.00	0.00	0.00	0.00	0.00
050 Mid-States Division	009 - WVGX Division	050.009.39000Structures & Improv	Mar-18	833,781.73	22,691.85	0.00	0.00	0.00	0.00	0.00	856,473.58
050 Mid-States Division	009 - WVGX Division	050.009.39001Structure-Back Grp	Mar-18	97,744.03	542.63	0.00	0.00	0.00	0.00	0.00	98,286.66
050 Mid-States Division	009 - WVGX Division	050.009.39002Structure-Improvements	Mar-18	219,421.78	3,221.46	0.00	0.00	0.00	0.00	0.00	222,643.24
050 Mid-States Division	009 - WVGX Division	050.009.39003Air Condition Eq Grp	Mar-18	4,158.39	40.59	0.00	0.00	0.00	0.00	0.00	4,198.98
050 Mid-States Division	009 - WVGX Division	050.009.39008Improvement-Leased Grp	Mar-18	1,131,528.36	19,410.24	0.00	0.00	0.00	0.00	0.00	1,150,938.60
050 Mid-States Division	009 - WVGX Division	050.009.39100Office Furniture And	Mar-18	395,861.61	17,938.00	0.00	0.00	0.00	0.00	0.00	413,799.61
050 Mid-States Division	009 - WVGX Division	050.009.39200Storage Equip Group	Mar-18	71,481.178	1,781.95	0.00	0.00	0.00	0.00	0.00	73,263.12
050 Mid-States Division	009 - WVGX Division	050.009.39202Wkg Trainers - Group	Mar-18	0.00	0.00	0.00	0.00	0.00	0.00	0.00	0.00
050 Mid-States Division	009 - WVGX Division	050.009.39400Tools Shop And Garage	Mar-18	823,604.38	23,868.08	0.00	0.00	0.00	0.00	0.00	847,472.46
050 Mid-States Division	009 - WVGX Division	050.009.39500Dundas - Group	Mar-18	35,804.73	516.54	0.00	0.00	0.00	0.00	0.00	36,321.27
050 Mid-States Division	009 - WVGX Division	050.009.39508Bathrooms - Group	Mar-18	56,778.64	948.99	0.00	0.00	0.00	0.00	0.00	57,727.63
050 Mid-States Division	009 - WVGX Division	050.009.39600Welder - Group	Mar-18	15,682.14	178.16	0.00	0.00	0.00	0.00	0.00	15,860.30
050 Mid-States Division	009 - WVGX Division	050.009.39700Communication Equipm	Mar-18	207,387.85	4,478.15	0.00	0.00	0.00	0.00	0.00	211,866.00
050 Mid-States Division	009 - WVGX Division	050.009.39800Miscellaneous Equipme	Mar-18	1,703,030.02	31,624.34	0.00	0.00	0.00	0.00	0.00	1,734,654.36
050 Mid-States Division	009 - WVGX Division	050.009.39900Servers Hardware	Mar-18	4,023.85	139.74	0.00	0.00	0.00	0.00	0.00	4,163.59
050 Mid-States Division	009 - WVGX Division	050.009.39901Network Hardware	Mar-18	43,465.89	1,131.65	0.00	0.00	0.00	0.00	0.00	44,597.54
050 Mid-States Division	009 - WVGX Division	050.009.39906PC Hardware	Mar-18	462,495.78	11,641.30	0.00	0.00	0.00	0.00	0.00	474,137.08
050 Mid-States Division	009 - WVGX Division	050.009.39907Application Software	Mar-18	109,535.64	1,715.33	0.00	0.00	0.00	0.00	0.00	111,250.97
050 Mid-States Division	009 - WVGX Division	050.009.39908Application Software	Mar-18	15,936,172.25	113,014.47	0.00	0.00	0.00	0.00	0.00	16,049,186.72
050 Mid-States Division	009 - WVGX Division	050.009.39909Application Software	Mar-18	0.00	0.00	0.00	0.00	0.00	0.00	0.00	0.00
050 Mid-States Division	009 - WVGX Division	050.009.39910Application Software	Mar-18	0.00	0.00	0.00	0.00	0.00	0.00	0.00	0.00
050 Mid-States Division	009 - WVGX Division	050.009.39911Application Software	Mar-18	0.00	0.00	0.00	0.00	0.00	0.00	0.00	0.00
050 Mid-States Division	009 - WVGX Division	050.009.39912Application Software	Mar-18	0.00	0.00	0.00	0.00	0.00	0.00	0.00	0.00
050 Mid-States Division	009 - WVGX Division	050.009.39913Application Software	Mar-18	0.00	0.00	0.00	0.00	0.00	0.00	0.00	0.00
050 Mid-States Division	009 - WVGX Division	050.009.39914Application Software	Mar-18	0.00	0.00	0.00	0.00	0.00	0.00	0.00	0.00
050 Mid-States Division	009 - WVGX Division	050.009.39915Application Software	Mar-18	0.00	0.00	0.00	0.00	0.00	0.00	0.00	0.00
050 Mid-States Division	009 - WVGX Division	050.009.39916Application Software	Mar-18	0.00	0.00	0.00	0.00	0.00	0.00	0.00	0.00
050 Mid-States Division	009 - WVGX Division	050.009.39917Application Software	Mar-18	0.00	0.00	0.00	0.00	0.00	0.00	0.00	0.00
050 Mid-States Division	009 - WVGX Division	050.009.39918Application Software	Mar-18	0.00	0.00	0.00	0.00	0.00	0.00	0.00	0.00
050 Mid-States Division	009 - WVGX Division	050.009.39919Application Software	Mar-18	0.00	0.00	0.00	0.00	0.00	0.00	0.00	0.00
050 Mid-States Division	009 - WVGX Division	050.009.39920Application Software	Mar-18	0.00	0.00	0.00	0.00	0.00	0.00	0.00	0.00
050 Mid-States Division	009 - WVGX Division	050.009.39921Application Software	Mar-18	0.00	0.00	0.00	0.00	0.00	0.00	0.00	0.00
050 Mid-States Division	009 - WVGX Division	050.009.39922Application Software	Mar-18	0.00	0.00	0.					

Company Id	Bus Segment Id	Dept Group Id	CI Post Mo Yr	Begin Reserve	Provision	Retirements	Cost Of Removal	Salvage Cost	Transfer/Adjustments	Gain Loss	Total Reserve
050 MI-States Division	009 - WNG Division	050.009.35103 Measuring And Reg. St	Apr-18	20,156.17	17.79	0.00	0.00	0.00	0.00	0.00	20,183.91
050 MI-States Division	009 - WNG Division	050.009.35104 Oil-Gas Structures	Apr-18	97,470.67	144.88	0.00	0.00	0.00	0.00	0.00	97,628.56
050 MI-States Division	009 - WNG Division	050.009.35200 Rights Of Way	Apr-18	949,086.25	14,435.56	0.00	0.00	0.00	0.00	0.00	963,521.81
050 MI-States Division	009 - WNG Division	050.009.35201 Well Construction	Apr-18	1,389,920.57	2,139.17	0.00	0.00	0.00	0.00	0.00	1,392,059.74
050 MI-States Division	009 - WNG Division	050.009.35202 Well Equipment	Apr-18	444,550.48	344.21	0.00	0.00	0.00	0.00	0.00	444,894.69
050 MI-States Division	009 - WNG Division	050.009.35203 Casing And Pipe	Apr-18	715,390.25	2,506.25	0.00	0.00	0.00	0.00	0.00	717,896.50
050 MI-States Division	009 - WNG Division	050.009.35210 Storage Leaseholds An	Apr-18	167,160.13	57.07	0.00	0.00	0.00	0.00	0.00	167,217.20
050 MI-States Division	009 - WNG Division	050.009.35211 Storage Pights	Apr-18	43,284.74	40.05	0.00	0.00	0.00	0.00	0.00	43,324.79
050 MI-States Division	009 - WNG Division	050.009.35301 Storage Field Lines	Apr-18	110,614.42	118.36	0.00	0.00	0.00	0.00	0.00	110,732.78
050 MI-States Division	009 - WNG Division	050.009.35302 Storage Tributary Lns	Apr-18	18,526.82	341.29	0.00	0.00	0.00	0.00	0.00	18,868.11
050 MI-States Division	009 - WNG Division	050.009.35400 Compressive Equip	Apr-18	419,181.17	1,853.77	0.00	0.00	0.00	0.00	0.00	421,034.94
050 MI-States Division	009 - WNG Division	050.009.35500 Measuring and Regulat	Apr-18	198,870.57	116.06	0.00	0.00	0.00	0.00	0.00	198,986.63
050 MI-States Division	009 - WNG Division	050.009.35600 Purification Equipment	Apr-18	179,181.73	708.38	0.00	0.00	0.00	0.00	0.00	179,900.11
050 MI-States Division	009 - WNG Division	050.009.36510 Land & Land Rights	Apr-18	0.00	0.00	0.00	0.00	0.00	0.00	0.00	0.00
050 MI-States Division	009 - WNG Division	050.009.36520 Rights Of Way	Apr-18	41,899.49	961.78	0.00	0.00	0.00	0.00	0.00	42,861.27
050 MI-States Division	009 - WNG Division	050.009.36602 Mains & Reg. Sta. Str	Apr-18	15,865.39	72.58	0.00	0.00	0.00	0.00	0.00	15,937.97
050 MI-States Division	009 - WNG Division	050.009.36603 Other Structures	Apr-18	51,806.08	50.23	0.00	0.00	0.00	0.00	0.00	51,856.31
050 MI-States Division	009 - WNG Division	050.009.36700 Mains - Cathodic Prot.	Apr-18	88,655.58	581.82	0.00	0.00	0.00	0.00	0.00	89,237.40
050 MI-States Division	009 - WNG Division	050.009.37010 Mains - Steel	Apr-18	17,899,524.09	4,094,200	0.00	0.00	0.00	0.00	0.00	17,903,618.29
050 MI-States Division	009 - WNG Division	050.009.38002 Measuring And Reg. St	Apr-18	312,182.49	1,304.25	0.00	0.00	0.00	0.00	0.00	313,486.74
050 MI-States Division	009 - WNG Division	050.009.38003 Measuring And Reg. St	Apr-18	1,708,208.84	4,047.38	0.00	0.00	0.00	0.00	0.00	1,712,256.22
050 MI-States Division	009 - WNG Division	050.009.37400 Land & Land Right Grp	Apr-18	0.00	0.00	0.00	0.00	0.00	0.00	0.00	0.00
050 MI-States Division	009 - WNG Division	050.009.37401 Land	Apr-18	0.00	0.00	0.00	0.00	0.00	0.00	0.00	0.00
050 MI-States Division	009 - WNG Division	050.009.37602 Land Rights	Apr-18	186,755.60	3,703.87	0.00	0.00	0.00	0.00	0.00	190,459.47
050 MI-States Division	009 - WNG Division	050.009.37403 Land Other	Apr-18	0.00	0.00	0.00	0.00	0.00	0.00	0.00	0.00
050 MI-States Division	009 - WNG Division	050.009.37500 Structures and Improvem	Apr-18	103,761.39	577.09	0.00	0.00	0.00	0.00	0.00	104,338.48
050 MI-States Division	009 - WNG Division	050.009.37501 Struct. & Improv. - T	Apr-18	68,495.29	371.35	0.00	0.00	0.00	0.00	0.00	68,866.64
050 MI-States Division	009 - WNG Division	050.009.37502 Land Rights	Apr-18	34,021.25	79.47	0.00	0.00	0.00	0.00	0.00	34,100.72
050 MI-States Division	009 - WNG Division	050.009.37600 Mains - Plastic	Apr-18	12,565,594.52	87,202.24	0.00	0.00	0.00	0.00	0.00	12,652,796.76
050 MI-States Division	009 - WNG Division	050.009.37601 Mains - Steel	Apr-18	29,606,693.23	259,058.82	0.00	0.00	0.00	0.00	0.00	29,865,752.05
050 MI-States Division	009 - WNG Division	050.009.37602 Mains - Plastic	Apr-18	15,457,066.35	184,994.19	0.00	0.00	0.00	0.00	0.00	15,642,060.54
050 MI-States Division	009 - WNG Division	050.009.37800 Meas. And Reg. Sta. E	Apr-18	1,881,205.06	3,741.00	0.00	0.00	0.00	0.00	0.00	1,884,946.06
050 MI-States Division	009 - WNG Division	050.009.37900 Mains & Reg Sta Eq - C	Apr-18	859,864.97	9,828.48	0.00	0.00	0.00	0.00	0.00	869,693.45
050 MI-States Division	009 - WNG Division	050.009.37905 Mains & Reg Sta Eq - C	Apr-18	967,502.16	1,398.01	0.00	0.00	0.00	0.00	0.00	968,900.17
050 MI-States Division	009 - WNG Division	050.009.38000 Services	Apr-18	35,273,186.81	352,074.69	0.00	0.00	0.00	0.00	0.00	35,625,261.50
050 MI-States Division	009 - WNG Division	050.009.38100 Meters	Apr-18	17,666,150.79	218,897.08	0.00	0.00	0.00	0.00	0.00	17,885,047.87
050 MI-States Division	009 - WNG Division	050.009.38200 Meter Installation	Apr-18	24,094,146.08	393,821.26	0.00	0.00	0.00	0.00	0.00	24,487,967.34
050 MI-States Division	009 - WNG Division	050.009.38300 House Regulators	Apr-18	2,704,890.87	29,551.44	0.00	0.00	0.00	0.00	0.00	2,734,442.31
050 MI-States Division	009 - WNG Division	050.009.38400 House Regulator Insta	Apr-18	84,847.04	406.85	0.00	0.00	0.00	0.00	0.00	85,253.89
050 MI-States Division	009 - WNG Division	050.009.38500 Industrial Measuring	Apr-18	2,761,800.51	11,697.91	0.00	0.00	0.00	0.00	0.00	2,773,498.42
050 MI-States Division	009 - WNG Division	050.009.38003 Land & Land Rights	Apr-18	0.00	0.00	0.00	0.00	0.00	0.00	0.00	0.00
050 MI-States Division	009 - WNG Division	050.009.38004 Land & Land Rights	Apr-18	0.00	0.00	0.00	0.00	0.00	0.00	0.00	0.00
050 MI-States Division	009 - WNG Division	050.009.38005 Office Furniture And	Apr-18	855,257.28	11,242.65	0.00	0.00	0.00	0.00	0.00	866,500.00
050 MI-States Division	009 - WNG Division	050.009.39002 Structure-Brick Grp	Apr-18	98,746.46	541.43	0.00	0.00	0.00	0.00	0.00	99,287.89
050 MI-States Division	009 - WNG Division	050.009.39003 Improvements Grp	Apr-18	254,645.92	2,212.16	0.00	0.00	0.00	0.00	0.00	256,858.08
050 MI-States Division	009 - WNG Division	050.009.39004 Air Condition Grp	Apr-18	4,196.08	40.59	0.00	0.00	0.00	0.00	0.00	4,236.67
050 MI-States Division	009 - WNG Division	050.009.39005 Power - Unservd Grp	Apr-18	1,150,895.69	18,484.84	0.00	0.00	0.00	0.00	0.00	1,169,380.53
050 MI-States Division	009 - WNG Division	050.009.39100 Office Furniture And	Apr-18	953,791.08	9,793.08	0.00	0.00	0.00	0.00	0.00	963,584.16
050 MI-States Division	009 - WNG Division	050.009.39200 Transp Equip-Group	Apr-18	74,639.85	2,788.12	0.00	0.00	0.00	0.00	0.00	77,427.97
050 MI-States Division	009 - WNG Division	050.009.39202 Wtg Trailers - Group	Apr-18	1,252.35	0.00	0.00	0.00	0.00	0.00	0.00	1,252.35
050 MI-States Division	009 - WNG Division	050.009.39400 Tools Shop And Garage	Apr-18	947,670.46	24,445.07	0.00	0.00	0.00	0.00	0.00	972,115.53
050 MI-States Division	009 - WNG Division	050.009.39500 Structure - Steel	Apr-18	94,441.27	0.00	0.00	0.00	0.00	0.00	0.00	94,441.27
050 MI-States Division	009 - WNG Division	050.009.39504 Buss-bars - Group	Apr-18	57,727.51	0.00	0.00	0.00	0.00	0.00	0.00	57,727.51
050 MI-States Division	009 - WNG Division	050.009.39600 Welders - Group	Apr-18	16,304.35	315.21	0.00	0.00	0.00	0.00	0.00	16,619.56
050 MI-States Division	009 - WNG Division	050.009.39700 Communication Equipme	Apr-18	21,186.00	4,478.15	0.00	0.00	0.00	0.00	0.00	25,664.15
050 MI-States Division	009 - WNG Division	050.009.39800 Miscellaneous Equipme	Apr-18	17,844,434.19	33,859.91	0.00	0.00	0.00	0.00	0.00	17,878,294.10
050 MI-States Division	009 - WNG Division	050.009.39900 Servers Hardware	Apr-18	1,841.59	19.84	0.00	0.00	0.00	0.00	0.00	1,861.43
050 MI-States Division	009 - WNG Division	050.009.39903 Network Hardware	Apr-18	43,802.76	1,338.56	0.00	0.00	0.00	0.00	0.00	45,141.32
050 MI-States Division	009 - WNG Division	050.009.39904 Pc Hardware	Apr-18	484,160.03	0.00	0.00	0.00	0.00	0.00	0.00	484,160.03
050 MI-States Division	009 - WNG Division	050.009.39905 Application Software	Apr-18	108,800.23	3,751.73	0.00	0.00	0.00	0.00	0.00	112,551.96
050 MI-States Division	009 - WNG Division	RWP	Apr-18	5,151,157.79	147,840.81	0.00	0.00	0.00	0.00	0.00	5,299,000.00
050 MI-States Division	009 - Brentwood Division	050.091.30100 Organization Grp	Apr-18	0.00	0.00	0.00	0.00	0.00	0.00	0.00	0.00
050 MI-States Division	009 - Brentwood Division	050.091.30100 Intangibles Grp	Apr-18	0.00	0.00	0.00	0.00	0.00	0.00	0.00	0.00
050 MI-States Division	009 - Brentwood Division	050.091.30101 Struct - Frame Grp	Apr-18	98,564.15	400.52	0.00	0.00	0.00	0.00	0.00	98,964.67
050 MI-States Division	009 - Brentwood Division	050.091.30102 AM Condts Equip Grp	Apr-18	9,538.87	50.97	0.00	0.00	0.00	0.00	0.00	9,589.84
050 MI-States Division	009 - Brentwood Division	050.091.30103 Office Furniture And	Apr-18	38,839.40	0.00	0.00	0.00	0.00	0.00	0.00	38,839.40
050 MI-States Division	009 - Brentwood Division	050.091.30104 Office Furniture And	Apr-18	38,606.33	0.00	0.00	0.00	0.00	0.00	0.00	38,606.33
050 MI-States Division	009 - Brentwood Division	050.091.30200 Transp Equip-Group	Apr-18	35,169.30	151.86	0.00	0.00	0.00	0.00	0.00	35,321.16
050 MI-States Division	009 - Brentwood Division	050.091.30400 Tools Shop And Garage	Apr-18	339,416.83	498.29	0.00	0.00	0.00	0.00	0.00	339,915.12
050 MI-States Division	009 - Brentwood Division	050.091.30500 Power - Unservd Grp	Apr-18	3,288.68	0.00	0.00	0.00	0.00	0.00	0.00	3,288.68
050 MI-States Division	009 - Brentwood Division	050.091.30700 Communication Equipme	Apr-18	15,841.73	91.92	0.00	0.00	0.00	0.00	0.00	15,933.65
050 MI-States Division	009 - Brentwood Division	050.091.30800 Miscellaneous Equipme	Apr-18	681,312.56	2,354.30	0.00	0.00	0.00	0.00	0.00	683,666.86
050 MI-States Division	009 - Brentwood Division	050.091.30901 Servers Hardware	Apr-18	1,147,657.77	0.00	0.00	0.00	0.00	0.00	0.00	1,147,657.77
050 MI-States Division	009 - Brentwood Division	050.091.30902 Pc Hardware	Apr-18	70,196.03	0.00	0.00	0.00	0.00	0.00	0.00	70,196.03
050 MI-States Division	009 - Brentwood Division	050.091.30903 Application Software	Apr-18	21,991.38	591.42	0.00	0.00	0.00	0.00	0.00	22,582.80
050 MI-States Division	009 - Brentwood Division	050.091.30905 Application Software	Apr-18	82,509.36	0.00	0.00	0.00	0.00	0.00	0.00	82,509.36
050 MI-States Division	009 - Brentwood Division	RWP									

Company Id	Bus Segment Id	Dept Group Id	Obj Post Mo Yr	Begin Reserve	Provision	Retirements	Cost Of Removal	Salvage Cash	Transfer/Adjustments	Gain Loss	Total Reserve
050 Mid-States Division	009 - WNGS Division	050.009.352105:Main - Cathodic Prot	Jun-18	16,726,422.00	0.00	0.00	0.00	0.00	0.00	0.00	16,726,422.00
050 Mid-States Division	009 - WNGS Division	050.009.35211:Storage - Rights	Jun-18	43,134.81	40.05	0.00	0.00	0.00	0.00	0.00	43,174.86
050 Mid-States Division	009 - WNGS Division	050.009.35301:Storage Field Lines	Jun-18	(53,377.76)	118.36	0.00	0.00	0.00	0.00	0.00	(53,259.40)
050 Mid-States Division	009 - WNGS Division	050.009.35302:Storage Tributary Unit	Jun-18	18,681.40	141.29	0.00	0.00	0.00	0.00	0.00	18,822.69
050 Mid-States Division	009 - WNGS Division	050.009.35400:Compressor Station Eq	Jun-18	474,151.71	1,395.17	0.00	0.00	0.00	0.00	0.00	475,546.88
050 Mid-States Division	009 - WNGS Division	050.009.35500:Measuring And Reg. St	Jun-18	150,263.09	15.06	0.00	0.00	0.00	0.00	0.00	150,278.15
050 Mid-States Division	009 - WNGS Division	050.009.35600:Purification Equipment	Jun-18	150,068.49	708.38	0.00	0.00	0.00	0.00	0.00	150,776.87
050 Mid-States Division	009 - WNGS Division	050.009.36510:Land & Land Rights	Jun-18	0.00	0.00	0.00	0.00	0.00	0.00	0.00	0.00
050 Mid-States Division	009 - WNGS Division	050.009.36520:Rights-Of-Way	Jun-18	413,921.99	961.28	0.00	0.00	0.00	0.00	0.00	414,883.27
050 Mid-States Division	009 - WNGS Division	050.009.36602:Mass & Reg. Sta. Str	Jun-18	15,806.75	72.63	0.00	0.00	0.00	0.00	0.00	15,879.38
050 Mid-States Division	009 - WNGS Division	050.009.36701:Other Structures	Jun-18	51,798.83	0.00	0.00	0.00	0.00	0.00	0.00	51,798.83
050 Mid-States Division	009 - WNGS Division	050.009.36700:Mains - Cathodic Prot	Jun-18	89,817.22	581.82	0.00	0.00	0.00	0.00	0.00	90,399.04
050 Mid-States Division	009 - WNGS Division	050.009.36701:Mains - Steel	Jun-18	17,773,713.12	43,664.86	0.00	0.00	0.00	0.00	0.00	17,817,378.00
050 Mid-States Division	009 - WNGS Division	050.009.36900:Measuring And Reg. St	Jun-18	334,972.29	1,304.45	0.00	0.00	0.00	0.00	0.00	336,276.74
050 Mid-States Division	009 - WNGS Division	050.009.36901:Measuring And Reg. St	Jun-18	1,716,360.00	4,042.28	0.00	0.00	0.00	0.00	0.00	1,720,402.28
050 Mid-States Division	009 - WNGS Division	050.009.37400:Land & Land Rights Eq	Jun-18	0.00	0.00	0.00	0.00	0.00	0.00	0.00	0.00
050 Mid-States Division	009 - WNGS Division	050.009.37401:Land	Jun-18	0.00	0.00	0.00	0.00	0.00	0.00	0.00	0.00
050 Mid-States Division	009 - WNGS Division	050.009.37402:Land Rights	Jun-18	173,297.42	3,788.09	0.00	0.00	0.00	0.00	0.00	177,085.51
050 Mid-States Division	009 - WNGS Division	050.009.37403:Land Other	Jun-18	0.00	0.00	0.00	0.00	0.00	0.00	0.00	0.00
050 Mid-States Division	009 - WNGS Division	050.009.37500:Streets & Improv	Jun-18	104,815.57	577.09	0.00	0.00	0.00	0.00	0.00	105,392.66
050 Mid-States Division	009 - WNGS Division	050.009.37501:Street & Improv - T	Jun-18	68,841.99	171.35	0.00	0.00	0.00	0.00	0.00	69,013.34
050 Mid-States Division	009 - WNGS Division	050.009.37502:Land Rights	Jun-18	14,191.09	79.42	0.00	0.00	0.00	0.00	0.00	14,270.51
050 Mid-States Division	009 - WNGS Division	050.009.37503:Improvements	Jun-18	1,815.56	6.87	0.00	0.00	0.00	0.00	0.00	1,822.43
050 Mid-States Division	009 - WNGS Division	050.009.37600:Mains - Cathodic Prot	Jun-18	12,706,322.40	37,199.52	(38,174.30)	0.00	0.00	0.00	0.00	12,706,322.40
050 Mid-States Division	009 - WNGS Division	050.009.37601:Mains - Steel	Jun-18	30,056,628.01	261,820.10	(41,132.10)	(9,500,313)	0.00	0.00	0.00	30,225,902.68
050 Mid-States Division	009 - WNGS Division	050.009.37602:Mains - Plastic	Jun-18	15,725,563.91	183,327.40	(5,513.49)	(3,471.26)	0.00	0.00	0.00	15,853,945.35
050 Mid-States Division	009 - WNGS Division	050.009.37800:Mass And Reg. Sta. E	Jun-18	1,998,720.65	138,710.00	(1,073.25)	0.00	0.00	0.00	0.00	2,076,244.65
050 Mid-States Division	009 - WNGS Division	050.009.37900:Mass & Reg Station Eq	Jun-18	874,652.90	9,819.68	(10,726.50)	0.00	0.00	0.00	0.00	873,676.28
050 Mid-States Division	009 - WNGS Division	050.009.38000:Structure Brick Equip	Jun-18	975,313.17	2,924.81	0.00	0.00	0.00	0.00	0.00	978,237.98
050 Mid-States Division	009 - WNGS Division	050.009.38000:Structure	Jun-18	35,884,559.34	361,693.47	(451,728.21)	(95,411.92)	0.00	0.00	0.00	35,679,806.86
050 Mid-States Division	009 - WNGS Division	050.009.38100:Meters	Jun-18	18,091,236.99	218,481.34	(27,609.03)	(338.24)	0.00	0.00	0.00	18,293,573.16
050 Mid-States Division	009 - WNGS Division	050.009.38200:Meter Installations	Jun-18	25,029,051.97	191,404.60	(69,678.4)	(7,093.3)	0.00	0.00	0.00	25,151,681.48
050 Mid-States Division	009 - WNGS Division	050.009.38300:Access Repairs	Jun-18	376,291.17	25,250.70	0.00	(2,313.4)	0.00	0.00	0.00	379,089.44
050 Mid-States Division	009 - WNGS Division	050.009.38400:Structure Repairs	Jun-18	85,454.86	411.99	0.00	0.00	0.00	0.00	0.00	85,866.85
050 Mid-States Division	009 - WNGS Division	050.009.38500:Industrial Messing	Jun-18	2,785,308.96	11,695.18	0.00	0.00	0.00	0.00	0.00	2,797,004.14
050 Mid-States Division	009 - WNGS Division	050.009.38900:Land & Land Rights	Jun-18	0.00	0.00	0.00	0.00	0.00	0.00	0.00	0.00
050 Mid-States Division	009 - WNGS Division	050.009.39000:Structure & Improv	Jun-18	900,398.96	2,212.28	0.00	0.00	0.00	0.00	0.00	902,611.24
050 Mid-States Division	009 - WNGS Division	050.009.39000:Structure Brick Equip	Jun-18	59,371.23	542.83	0.00	0.00	0.00	0.00	0.00	59,914.06
050 Mid-States Division	009 - WNGS Division	050.009.39002:Improvements Eq	Jun-18	259,020.24	2,222.16	0.00	0.00	0.00	0.00	0.00	261,242.40
050 Mid-States Division	009 - WNGS Division	050.009.39004:Air Condition Eq	Jun-18	4,378.18	40.59	0.00	0.00	0.00	0.00	0.00	4,418.77
050 Mid-States Division	009 - WNGS Division	050.009.39009:Improvement-Leased Grp	Jun-18	1,189,819.05	19,390.24	0.00	0.00	0.00	0.00	0.00	1,209,209.29
050 Mid-States Division	009 - WNGS Division	050.009.39100:Office Furniture And	Jun-18	989,794.50	18,072.09	0.00	0.00	0.00	0.00	0.00	1,007,866.59
050 Mid-States Division	009 - WNGS Division	050.009.39200:Transport Equip-Group	Jun-18	9,212.609	2,758.12	0.00	0.00	0.00	0.00	0.00	11,970.73
050 Mid-States Division	009 - WNGS Division	050.009.39201:Wag Trailers	Jun-18	(1,529.35)	0.00	0.00	0.00	0.00	0.00	0.00	(1,529.35)
050 Mid-States Division	009 - WNGS Division	050.009.39400:Tools Shop And Garage	Jun-18	996,470.93	24,657.44	0.00	0.00	0.00	0.00	0.00	1,021,128.37
050 Mid-States Division	009 - WNGS Division	050.009.39400:Tractors - Group	Jun-18	36,441.27	0.00	0.00	0.00	0.00	0.00	0.00	36,441.27
050 Mid-States Division	009 - WNGS Division	050.009.39500:Excavator - Group	Jun-18	59,772.51	0.00	0.00	0.00	0.00	0.00	0.00	59,772.51
050 Mid-States Division	009 - WNGS Division	050.009.39405:Welders - Group	Jun-18	16,534.77	335.21	0.00	0.00	0.00	0.00	0.00	16,870.00
050 Mid-States Division	009 - WNGS Division	050.009.39700:Communication Equipment	Jun-18	220,872.30	4,478.15	0.00	0.00	0.00	0.00	0.00	225,350.45
050 Mid-States Division	009 - WNGS Division	050.009.39800:Miscellaneous Equipment	Jun-18	1,797,993.04	11,654.34	0.00	0.00	0.00	0.00	0.00	1,809,647.38
050 Mid-States Division	009 - WNGS Division	050.009.39900:Severs Hardware	Jun-18	4,423.07	139.24	0.00	0.00	0.00	0.00	0.00	4,562.31
050 Mid-States Division	009 - WNGS Division	050.009.39901:PC Hardware	Jun-18	46,460.68	1,234.86	0.00	0.00	0.00	0.00	0.00	47,695.54
050 Mid-States Division	009 - WNGS Division	050.009.39906:PC Hardware	Jun-18	527,488.68	21,854.30	0.00	0.00	0.00	0.00	0.00	549,342.98
050 Mid-States Division	009 - WNGS Division	050.009.39908:Application Software	Jun-18	107,328.77	(735.23)	0.00	0.00	0.00	0.00	0.00	106,593.54
050 Mid-States Division	009 - WNGS Division	RWP	Jun-18	(6,101,646.13)	(272,833.23)	0.00	0.00	0.00	0.00	0.00	(6,374,479.36)
050 Mid-States Division	009 - WNGS Division	050.009.39000:Organization Grp	Jun-18	0.00	0.00	0.00	0.00	0.00	0.00	0.00	0.00
050 Mid-States Division	009 - WNGS Division	050.009.39300:Shingles Grp	Jun-18	0.00	0.00	0.00	0.00	0.00	0.00	0.00	0.00
050 Mid-States Division	009 - WNGS Division	050.009.39001:Struct - Frame Grp	Jun-18	98,365.18	400.52	0.00	0.00	0.00	0.00	0.00	98,765.71
050 Mid-States Division	009 - WNGS Division	050.009.39001:Air Conditi Equip Grp	Jun-18	8,720.81	93.97	0.00	0.00	0.00	0.00	0.00	8,814.78
050 Mid-States Division	009 - WNGS Division	050.009.39001:Improve - Leased Grp	Jun-18	38,834.00	0.00	0.00	0.00	0.00	0.00	0.00	38,834.00
050 Mid-States Division	009 - WNGS Division	050.009.39100:Office Furniture And	Jun-18	38,609.23	82.00	0.00	0.00	0.00	0.00	0.00	38,691.23
050 Mid-States Division	009 - WNGS Division	050.009.39200:Transport Equip-Group	Jun-18	15,477.62	151.86	0.00	0.00	0.00	0.00	0.00	15,629.48
050 Mid-States Division	009 - WNGS Division	050.009.39400:Tools Shop And Garage	Jun-18	134,412.01	498.29	0.00	0.00	0.00	0.00	0.00	134,910.30
050 Mid-States Division	009 - WNGS Division	050.009.39500:Power Op Equip-Group	Jun-18	7,433.16	74.54	0.00	0.00	0.00	0.00	0.00	7,507.70
050 Mid-States Division	009 - WNGS Division	050.009.39700:Communication Equipment	Jun-18	(6,171.29)	97.94	0.00	0.00	0.00	0.00	0.00	(6,073.35)
050 Mid-States Division	009 - WNGS Division	050.009.39800:Miscellaneous Equipment	Jun-18	488,021.16	2,788.12	0.00	0.00	0.00	0.00	0.00	490,809.28
050 Mid-States Division	009 - WNGS Division	050.009.39901:Severs Hardware	Jun-18	(31,745.77)	0.00	0.00	0.00	0.00	0.00	0.00	(31,745.77)
050 Mid-States Division	009 - WNGS Division	050.009.39906:PC Hardware	Jun-18	70,196.03	0.00	0.00	0.00	0.00	0.00	0.00	70,196.03
050 Mid-States Division	009 - WNGS Division	050.009.39907:PC Software	Jun-18	22,348.70	595.11	0.00	0.00	0.00	0.00	0.00	22,943.81
050 Mid-States Division	009 - WNGS Division	050.009.39908:Application Software	Jun-18	828,909.28	1,274.60	0.00	0.00	0.00	0.00	0.00	830,183.88
050 Mid-States Division	009 - WNGS Division	RWP	Jun-18	52,517.30	0.00	0.00	0.00	0.00	0.00	0.00	52,517.30
010 Atmos Regulated Shared Services	002 - Dallas Atmos Rate Division	010.002.39000:Structure & Improv	Nov-18	508,399.49	3,748.25	0.00	0.00	0.00	0.00	0.00	512,147.74
010 Atmos Regulated Shared Services	002 - Dallas Atmos Rate Division	010.002.39002:Structure & Improv	Nov-18	3,701,148.62	23,477.04	0.00	0.00	0.00	0.00	0.00	3,724,625.66
010 Atmos Regulated Shared Services	002 - Dallas Atmos Rate Division	010.002.39009:Improvements - Leased	Nov-18	5,977,996.36	29,188.80	0.00	0.00	0.00	0.00	0.00	6,007,185.16
010 Atmos Regulated Shared Services	002 - Dallas Atmos Rate Division	010.002.39100:Office Furniture And	Nov-18	94,427.47	0.00	0.00	0.00	0.00	0.00	0.00	94,427.47

Company Id	Bus Segment Id	Dept Group Id	Gl Post Mo Yr	Begin Reserve	Provision	Retirements	Cost Of Removal	Salvage Cash	Transfer/Adjustments	Gain Loss	Total Reserve
050 Mid-States Division	009 - WNGS Division	050.009.35500:Perforation Equipment	Nov-18	18,193.99	708.28	0.00	0.00	0.00	0.00	0.00	18,882.27
050 Mid-States Division	009 - WNGS Division	050.009.35520:Right-Of-Way	Nov-18	418,235.83	92.18	0.00	0.00	0.00	0.00	0.00	418,328.01
050 Mid-States Division	009 - WNGS Division	050.009.36602:Meas. & Reg. Sta. Str	Nov-18	16,170.15	72.68	0.00	0.00	0.00	0.00	0.00	16,242.83
050 Mid-States Division	009 - WNGS Division	050.009.36603:Other Structures	Nov-18	52,237.67	0.00	0.00	0.00	0.00	0.00	0.00	52,237.67
050 Mid-States Division	009 - WNGS Division	050.009.37000:Main - Cathodic Prot	Nov-18	89,818.83	567.46	0.00	0.00	0.00	0.00	0.00	90,386.29
050 Mid-States Division	009 - WNGS Division	050.009.37001:Main - Steel	Nov-18	17,714,907.31	43,000.00	0.00	0.00	163,710.61	0.00	0.00	17,758,617.91
050 Mid-States Division	009 - WNGS Division	050.009.37002:Measur And Reg. St	Nov-18	349,215.63	1,404.15	0.00	0.00	0.00	0.00	0.00	350,619.78
050 Mid-States Division	009 - WNGS Division	050.009.37003:Measuring And Reg. St	Nov-18	1,735,468.40	4,047.33	0.00	0.00	0.00	0.00	0.00	1,739,515.73
050 Mid-States Division	009 - WNGS Division	050.009.37402:Land Rights	Nov-18	193,847.09	4,158.92	0.00	0.00	0.00	0.00	0.00	198,006.01
050 Mid-States Division	009 - WNGS Division	050.009.37502:Structures & Improv	Nov-18	107,802.02	577.09	0.00	0.00	0.00	0.00	0.00	108,379.11
050 Mid-States Division	009 - WNGS Division	050.009.37503:Structure & Improv - T	Nov-18	69,898.84	1,225.35	0.00	0.00	0.00	0.00	0.00	71,124.19
050 Mid-States Division	009 - WNGS Division	050.009.37502:Land Rights	Nov-18	34,558.18	794.2	0.00	0.00	0.00	0.00	0.00	35,352.38
050 Mid-States Division	009 - WNGS Division	050.009.37503:Improvements	Nov-18	1,849.91	6.87	0.00	0.00	0.00	0.00	0.00	1,856.78
050 Mid-States Division	009 - WNGS Division	050.009.37600:Main - Cathodic Prot	Nov-18	9,343,062.28	74,216.62	631,433.03	0.00	0.00	0.00	0.00	9,983,835.64
050 Mid-States Division	009 - WNGS Division	050.009.37601:Main - Steel	Nov-18	20,942,256.38	377,800.14	63,676.10	0.00	163,710.61	0.00	0.00	21,346,443.23
050 Mid-States Division	009 - WNGS Division	050.009.37602:Main - Plastic	Nov-18	15,547,078.28	21,628.18	0.00	0.00	0.00	0.00	0.00	15,568,706.46
050 Mid-States Division	009 - WNGS Division	050.009.37800:Meas. And Reg. Sta. E	Nov-18	7,047,446.32	39,489.77	1,614.23	0.00	0.00	0.00	0.00	7,088,550.32
050 Mid-States Division	009 - WNGS Division	050.009.37800:Meas & Reg Station Eq	Nov-18	492,733.24	10,242.90	17,479.24	0.00	15,641.32	0.00	0.00	520,086.70
050 Mid-States Division	009 - WNGS Division	050.009.37900:Meas & Reg Sta Eq - C	Nov-18	984,519.11	3,978.13	11,051.13	0.00	691.29	0.00	0.00	1,000,240.63
050 Mid-States Division	009 - WNGS Division	050.009.38000:Services	Nov-18	35,550,080.38	377,108.34	63,659.30	0.00	174,511	0.00	0.00	36,165,357.02
050 Mid-States Division	009 - WNGS Division	050.009.38100:Meters	Nov-18	19,101,215.50	246,941.04	79,056.87	0.00	0.00	0.00	0.00	19,427,213.41
050 Mid-States Division	009 - WNGS Division	050.009.38200:Meter Installations	Nov-18	25,474,631.20	192,550.21	65,814.97	0.00	0.00	0.00	0.00	25,733,006.38
050 Mid-States Division	009 - WNGS Division	050.009.38300:House Regulators	Nov-18	3,907,899.21	23,844.23	0.00	0.00	0.00	0.00	0.00	3,931,743.44
050 Mid-States Division	009 - WNGS Division	050.009.38400:House Regulator Fmts	Nov-18	87,783.52	425.04	0.00	0.00	0.00	0.00	0.00	88,208.56
050 Mid-States Division	009 - WNGS Division	050.009.38500:House Regulator Equip	Nov-18	1,849,813.32	11,814.13	0.00	0.00	0.00	0.00	0.00	1,861,627.45
050 Mid-States Division	009 - WNGS Division	050.009.38600:Structure & Improv	Nov-18	1,028,554.66	24,839.89	0.00	0.00	0.00	0.00	0.00	1,053,394.55
050 Mid-States Division	009 - WNGS Division	050.009.38602:Structure & Improv	Nov-18	102,583.47	512.43	0.00	0.00	0.00	0.00	0.00	103,095.90
050 Mid-States Division	009 - WNGS Division	050.009.38603:Improvements Grp	Nov-18	270,261.04	2,222.16	0.00	0.00	0.00	0.00	0.00	272,483.20
050 Mid-States Division	009 - WNGS Division	050.009.38604:Communication Eq Grp	Nov-18	4,461.11	4.92	0.00	0.00	0.00	0.00	0.00	4,466.03
050 Mid-States Division	009 - WNGS Division	050.009.38600:Improvement- Leased Grp	Nov-18	1,246,194.88	0.00	0.00	0.00	0.00	0.00	0.00	1,246,194.88
050 Mid-States Division	009 - WNGS Division	050.009.39100:Office Furniture And	Nov-18	1,047,132.68	17,812.62	0.00	0.00	0.00	0.00	0.00	1,064,945.30
050 Mid-States Division	009 - WNGS Division	050.009.39200:Transp Equip-Group	Nov-18	94,156.69	2,788.12	0.00	0.00	1,815.00	0.00	0.00	96,979.81
050 Mid-States Division	009 - WNGS Division	050.009.39300:Wrig Trailers - Group	Nov-18	1,214,620.01	65.30	0.00	0.00	0.00	0.00	0.00	1,214,685.31
050 Mid-States Division	009 - WNGS Division	050.009.39400:Tools Shop And Garage	Nov-18	1,119,413.63	15,914.48	0.00	0.00	0.00	0.00	0.00	1,135,328.11
050 Mid-States Division	009 - WNGS Division	050.009.39500:Ditchers - Group	Nov-18	36,441.22	0.00	0.00	0.00	0.00	0.00	0.00	36,441.22
050 Mid-States Division	009 - WNGS Division	050.009.39504:Backhoes - Group	Nov-18	57,227.51	0.00	0.00	0.00	0.00	0.00	0.00	57,227.51
050 Mid-States Division	009 - WNGS Division	050.009.39600:Welders - Group	Nov-18	17,873.05	0.00	0.00	0.00	0.00	0.00	0.00	17,873.05
050 Mid-States Division	009 - WNGS Division	050.009.39700:Communication Equipm	Nov-18	245,827.27	4,892.97	0.00	0.00	0.00	0.00	0.00	250,720.24
050 Mid-States Division	009 - WNGS Division	050.009.39800:Miscellaneous Equipm	Nov-18	3,594,140.86	31,442.51	0.00	0.00	0.00	0.00	0.00	3,625,583.37
050 Mid-States Division	009 - WNGS Division	050.009.39901:Servers Hardware	Nov-18	5,121.77	139.74	0.00	0.00	0.00	0.00	0.00	5,261.51
050 Mid-States Division	009 - WNGS Division	050.009.39903:Network Hardware	Nov-18	53,175.40	1,338.86	0.00	0.00	0.00	0.00	0.00	54,514.26
050 Mid-States Division	009 - WNGS Division	050.009.39906:Hardware	Nov-18	587,166.60	21,549.28	0.00	0.00	0.00	0.00	0.00	608,715.88
050 Mid-States Division	009 - WNGS Division	050.009.39909:Application Software	Nov-18	335,622.17	1,225.33	0.00	0.00	0.00	0.00	0.00	336,847.50
050 Mid-States Division	009 - WNGS Division	050.009.39901:Struc - Frame Grp	Nov-18	101,347.79	400.52	0.00	0.00	0.00	0.00	0.00	101,748.31
050 Mid-States Division	009 - WNGS Division	050.009.39904:Ar- Condit Equip Grp	Nov-18	9,180.66	92.87	0.00	0.00	0.00	0.00	0.00	9,273.53
050 Mid-States Division	009 - WNGS Division	050.009.39909:Improv - Leased Grp	Nov-18	38,834.00	0.00	0.00	0.00	0.00	0.00	0.00	38,834.00
050 Mid-States Division	009 - WNGS Division	050.009.39100:Office Furniture And	Nov-18	39,698.69	22,927.97	0.00	0.00	0.00	0.00	0.00	62,626.66
050 Mid-States Division	009 - WNGS Division	050.009.39300:Transp Equip-Group	Nov-18	16,281.92	474.16	0.00	0.00	0.00	0.00	0.00	16,756.08
050 Mid-States Division	009 - WNGS Division	050.009.39400:Tools Shop And Garage	Nov-18	136,804.36	488.29	0.00	0.00	0.00	0.00	0.00	137,292.65
050 Mid-States Division	009 - WNGS Division	050.009.39600:Power Op Equip-Group	Nov-18	7,805.86	74.54	0.00	0.00	0.00	0.00	0.00	7,880.40
050 Mid-States Division	009 - WNGS Division	050.009.39700:Communication Equipm	Nov-18	11,151.28	57.92	0.00	0.00	0.00	0.00	0.00	11,209.20
050 Mid-States Division	009 - WNGS Division	050.009.39800:Miscellaneous Equipm	Nov-18	497,796.66	7,254.20	0.00	0.00	0.00	0.00	0.00	505,050.86
050 Mid-States Division	009 - WNGS Division	050.009.39901:Servers Hardware	Nov-18	31,476.77	0.00	0.00	0.00	0.00	0.00	0.00	31,476.77
050 Mid-States Division	009 - WNGS Division	050.009.39903:Network Hardware	Nov-18	70,188.03	0.00	0.00	0.00	0.00	0.00	0.00	70,188.03
050 Mid-States Division	009 - WNGS Division	050.009.39907:PC Software	Nov-18	25,286.72	722.57	0.00	0.00	0.00	0.00	0.00	26,009.29
050 Mid-States Division	009 - WNGS Division	050.009.39909:Application Software	Nov-18	828,209.36	0.00	0.00	0.00	0.00	0.00	0.00	828,209.36
010 Atmos Regulated Shared Services	009 - Dallas Atmos Rate Division	RWP	Nov-18	0.00	0.00	0.00	0.00	0.00	0.00	0.00	0.00
010 Atmos Regulated Shared Services	009 - Dallas Atmos Rate Division	RWP	Nov-18	15,359,266.57	610,121.01	0.00	0.00	0.00	0.00	0.00	15,969,387.58
010 Atmos Regulated Shared Services	009 - Dallas Atmos Rate Division	RWP	Nov-18	52,517.30	0.00	0.00	0.00	0.00	0.00	0.00	52,517.30
010 Atmos Regulated Shared Services	002 - Dallas Atmos Rate Division	010.002.39000:Structure & Improv	Dec-18	512,347.74	3,748.25	0.00	0.00	0.00	0.00	0.00	516,096.00
010 Atmos Regulated Shared Services	002 - Dallas Atmos Rate Division	010.002.39000:Structure & Improv	Dec-18	4,276,976.50	24,739.94	0.00	0.00	0.00	0.00	0.00	4,301,716.44
010 Atmos Regulated Shared Services	002 - Dallas Atmos Rate Division	010.002.39009:Improvements - Leased	Dec-18	9,406,975.24	21,622.00	0.00	0.00	0.00	0.00	0.00	9,428,597.24
010 Atmos Regulated Shared Services	002 - Dallas Atmos Rate Division	010.002.39020:Struct & Improv AEM	Dec-18	29.86	5.69	0.00	0.00	0.00	0.00	0.00	35.55
010 Atmos Regulated Shared Services	002 - Dallas Atmos Rate Division	010.002.39029:Improv-Leased AEM	Dec-18	36.00	4.51	0.00	0.00	0.00	0.00	0.00	40.51
010 Atmos Regulated Shared Services	002 - Dallas Atmos Rate Division	010.002.39100:Office Furniture And	Dec-18	1,048,257.04	18,046.62	0.00	0.00	0.00	0.00	0.00	1,066,303.66
010 Atmos Regulated Shared Services	002 - Dallas Atmos Rate Division	010.002.39109:Office Furniture And	Dec-18	1,260.12	14.18	0.00	0.00	0.00	0.00	0.00	1,274.30
010 Atmos Regulated Shared Services	002 - Dallas Atmos Rate Division	010.002.39101:Office Machines	Dec-18	0.45	0.00	0.00	0.00	0.00	0.00	0.00	0.45
010 Atmos Regulated Shared Services	002 - Dallas Atmos Rate Division	010.002.39104:Office Furn. & Equip	Dec-18	32,718.71	235.02	0.00	0.00	0.00	0.00	0.00	32,953.73
010 Atmos Regulated Shared Services	002 - Dallas Atmos Rate Division	010.002.39100:Office Furn & Equip-AEM	Dec-18	106,528.09	877.77	0.00	0.00	0.00	0.00	0.00	107,405.86
010 Atmos Regulated Shared Services	002 - Dallas Atmos Rate Division	010.002.39109:Office Furniture And	Dec-18	5,646.82	62.00	0.00	0.00	0.00	0.00	0.00	5,708.82
010 Atmos Regulated Shared Services	002 - Dallas Atmos Rate Division	010.002.39400:Tools Shop And Garage	Dec-18	16,539.28	549.00	0.00	0.00	0.00	0.00	0.00	17,088.28
010 Atmos Regulated Shared Services	002 - Dallas Atmos Rate Division	010.002.39400:Tools And Garage-AEM	Dec-18	388.07	0.00	0.00	0.00	0.00	0.00	0.00	388.07
010 Atmos Regulated Shared Services	002 - Dallas Atmos Rate Division	010.002.39700:Communication Equipm	Dec-18	559,661.60	4,914.56	0.00	0.00	0.00	0.00	0.00	564,576.16
010 Atmos Regulated Shared Services	002 - Dallas Atmos Rate Division	010.002.39700:Common Equip AEM	Dec-18	3,676.20	41.47	0.00	0.00	0.00	0.00	0.00	3,717.67
010 Atmos Regulated Shared Services	002 - Dallas Atmos Rate Division	010.002.39800:Miscellaneous Equipm	Dec-1								

Company Id	Bus Segment Id	Dep't Group Id	Of Post	Mo Yr	Bgnn Reserve	Provision	Retirements	Cost Of Removal	Salvage Cash	Transfer/Adjustments	Gain Loss	Total Reserve
050 Mid-States Division	009 - WNG Division	050.009.37503 Improvements	Dec-18	1,856.79	6.87	0.00	0.00	0.00	0.00	0.00	0.00	1,863.66
050 Mid-States Division	009 - WNG Division	050.009.37603A Main - Cathodic Prot	Dec-18	9,335.85	742.65	0.00	0.00	0.00	0.00	0.00	0.00	9,478.50
050 Mid-States Division	009 - WNG Division	050.009.37601A Main - Steel	Dec-18	29,518,178.32	277,923.28	(42,595.83)	(30,373.00)	0.00	0.00	0.00	0.00	29,147,777.77
050 Mid-States Division	009 - WNG Division	050.009.37602A Main - Steel	Dec-18	15,335,505.33	217,242.34	0.00	(11,207.34)	0.00	0.00	0.00	0.00	15,441,180.33
050 Mid-States Division	009 - WNG Division	050.009.37800 Meas. And Reg. Sys. E	Dec-18	2,028,293.21	40,342.32	(37.45)	(10,000.00)	0.00	0.00	0.00	0.00	2,137,775.30
050 Mid-States Division	009 - WNG Division	050.009.37900 Meas & Reg Station Eq	Dec-18	805,572.21	10,000.00	0.00	0.00	0.00	0.00	0.00	0.00	800,600.00
050 Mid-States Division	009 - WNG Division	050.009.37905 Meas & Reg Sta Eq - C	Dec-18	99,055.72	3,971.72	(2,033.93)	(14.53)	0.00	0.00	0.00	0.00	99,000.81
050 Mid-States Division	009 - WNG Division	050.009.38000 Services	Dec-18	35,849,134.98	379,250.80	(211,315.31)	(223,475.30)	0.00	0.00	0.00	0.00	35,893,115.17
050 Mid-States Division	009 - WNG Division	050.009.38100 Meters	Dec-18	18,268,470.87	247,661.61	(104.21)	(2,171.42)	0.00	0.00	0.00	0.00	18,513,576.15
050 Mid-States Division	009 - WNG Division	050.009.38200 Meter Installations	Dec-18	25,574,348.44	192,255.55	(84.47)	(5,459.01)	0.00	0.00	0.00	0.00	25,746,183.29
050 Mid-States Division	009 - WNG Division	050.009.38300 House Regulator Insts	Dec-18	3,397,731.44	30,255.86	0.00	(2,000.00)	0.00	0.00	0.00	0.00	3,395,781.31
050 Mid-States Division	009 - WNG Division	050.009.38400 House Regulator Insts	Dec-18	85,380.58	4,268.88	0.00	0.00	0.00	0.00	0.00	0.00	89,649.46
050 Mid-States Division	009 - WNG Division	050.009.38500 Industrial Measuring	Dec-18	2,855,576.45	11,739.54	0.00	0.00	0.00	0.00	0.00	0.00	2,867,315.99
050 Mid-States Division	009 - WNG Division	050.009.39000 Structure & Improv	Dec-18	1,093,398.55	24,899.89	0.00	0.00	0.00	0.00	0.00	0.00	1,078,298.44
050 Mid-States Division	009 - WNG Division	050.009.39001 Structure & Imp Gp	Dec-18	102,625.30	542.89	0.00	0.00	0.00	0.00	0.00	0.00	103,168.19
050 Mid-States Division	009 - WNG Division	050.009.39002 Improvements Gp	Dec-18	272,153.20	2,222.16	0.00	0.00	0.00	0.00	0.00	0.00	274,375.36
050 Mid-States Division	009 - WNG Division	050.009.39004A Condition Eq Gp	Dec-18	4,562.29	40.59	0.00	0.00	0.00	0.00	0.00	0.00	4,602.88
050 Mid-States Division	009 - WNG Division	050.009.39005 Improvment-Leased Gp	Dec-18	1,246,194.18	0.00	0.00	0.00	0.00	0.00	0.00	0.00	1,246,194.18
050 Mid-States Division	009 - WNG Division	050.009.39100 Office Furniture And	Dec-18	1,065,004.30	17,871.62	0.00	0.00	0.00	0.00	0.00	0.00	1,082,875.92
050 Mid-States Division	009 - WNG Division	050.009.39101 Office Furniture And	Dec-18	9,285.81	2,788.12	0.00	0.00	0.00	0.00	0.00	0.00	12,073.93
050 Mid-States Division	009 - WNG Division	050.009.39202 Wtg Trailers - Group	Dec-18	(2,335.70)	65.30	0.00	0.00	0.00	0.00	0.00	0.00	(2,335.40)
050 Mid-States Division	009 - WNG Division	050.009.39400 Tools Shop And Garage	Dec-18	1,145,247.10	25,866.50	0.00	0.00	0.00	0.00	0.00	0.00	1,171,113.60
050 Mid-States Division	009 - WNG Division	050.009.39600 Ditchers - Group	Dec-18	36,441.27	0.00	0.00	0.00	0.00	0.00	0.00	0.00	36,441.27
050 Mid-States Division	009 - WNG Division	050.009.39608 Backhoes - Group	Dec-18	57,771.51	0.00	0.00	0.00	0.00	0.00	0.00	0.00	57,771.51
050 Mid-States Division	009 - WNG Division	050.009.39609 Backhoes - Group	Dec-18	27,873.08	0.00	0.00	0.00	0.00	0.00	0.00	0.00	27,873.08
050 Mid-States Division	009 - WNG Division	050.009.39700 Communications Equipme	Dec-18	248,118.64	4,693.37	0.00	0.00	0.00	0.00	0.00	0.00	252,812.01
050 Mid-States Division	009 - WNG Division	050.009.38800 Miscellaneous Equipme	Dec-18	1,985,793.37	31,643.51	0.00	0.00	0.00	0.00	0.00	0.00	2,017,436.88
050 Mid-States Division	009 - WNG Division	050.009.39301 Servers Hardware	Dec-18	5,564.51	139.74	0.00	0.00	0.00	0.00	0.00	0.00	5,704.25
050 Mid-States Division	009 - WNG Division	050.009.39302 Network Software	Dec-18	13,454.44	222.57	0.00	0.00	0.00	0.00	0.00	0.00	13,677.01
050 Mid-States Division	009 - WNG Division	050.009.39306 Application Software	Dec-18	608,815.59	11,648.25	0.00	0.00	0.00	0.00	0.00	0.00	620,463.84
050 Mid-States Division	009 - WNG Division	050.009.39308 Application Software	Dec-18	102,914.39	(352.73)	0.00	0.00	0.00	0.00	0.00	0.00	102,561.66
050 Mid-States Division	009 - WNG Division	050.009.39301A Struct - Frame Gp	Dec-18	101,768.31	400.52	0.00	0.00	0.00	0.00	0.00	0.00	102,168.83
050 Mid-States Division	009 - WNG Division	050.009.39304A Struct - Frame Gp	Dec-18	9,318.45	93.97	0.00	0.00	0.00	0.00	0.00	0.00	9,412.42
050 Mid-States Division	009 - WNG Division	050.009.39309 Improvment - Leased Gp	Dec-18	36,891.00	0.00	0.00	0.00	0.00	0.00	0.00	0.00	36,891.00
050 Mid-States Division	009 - WNG Division	050.009.39100 Office Furniture And	Dec-18	39,923.46	223.97	0.00	0.00	0.00	0.00	0.00	0.00	40,147.43
050 Mid-States Division	009 - WNG Division	050.009.39200 Transp Equip- Group	Dec-18	16,382.56	151.66	0.00	0.00	0.00	0.00	0.00	0.00	16,534.22
050 Mid-States Division	009 - WNG Division	050.009.39400 Tools Shop And Garage	Dec-18	13,740.85	498.29	0.00	0.00	0.00	0.00	0.00	0.00	14,239.14
050 Mid-States Division	009 - WNG Division	050.009.39500 Tower Op Equip-Group	Dec-18	7,840.60	74.84	0.00	0.00	0.00	0.00	0.00	0.00	7,915.44
050 Mid-States Division	009 - WNG Division	050.009.39700 Communication Equipm	Dec-18	(5,465.37)	97.92	0.00	0.00	0.00	0.00	0.00	0.00	(5,367.45)
050 Mid-States Division	009 - WNG Division	050.009.39400 Miscellaneous Equipme	Dec-18	700,146.96	2,834.30	0.00	0.00	0.00	0.00	0.00	0.00	702,981.26
050 Mid-States Division	009 - WNG Division	050.009.39301A Servers Hardware	Dec-18	(34,765.77)	0.00	0.00	0.00	0.00	0.00	0.00	0.00	(34,765.77)
050 Mid-States Division	009 - WNG Division	050.009.39302A Network Software	Dec-18	70,195.09	0.00	0.00	0.00	0.00	0.00	0.00	0.00	70,195.09
050 Mid-States Division	009 - WNG Division	050.009.39306A Application Software	Dec-18	24,624.28	72.87	0.00	0.00	0.00	0.00	0.00	0.00	24,697.15
050 Mid-States Division	009 - WNG Division	050.009.39308A Application Software	Dec-18	828,309.38	0.00	0.00	0.00	0.00	0.00	0.00	0.00	828,309.38
050 Mid-States Division	009 - WNG Division	RWP	Dec-18	3,272.25	0.00	0.00	0.00	0.00	0.00	0.00	0.00	3,272.25
050 Mid-States Division	009 - WNG Division	RWP	Dec-18	(5,890,017.79)	22,215.16	0.00	0.00	0.00	0.00	0.00	0.00	(5,867,802.63)
050 Mid-States Division	009 - WNG Division	010.000.39000 Structure & Improv	Jan-19	5,251.20	0.00	0.00	0.00	0.00	0.00	0.00	0.00	5,251.20
010 Atmos Regulated Shared Services	002 - Dallas Atmos Rate Division	010.000.39005 Structure & Improv	Jan-19	3,185,895.99	37,484.29	0.00	0.00	0.00	0.00	0.00	0.00	3,223,380.28
010 Atmos Regulated Shared Services	002 - Dallas Atmos Rate Division	010.000.39009 Improvements - Leased	Jan-19	3,750,274.50	33,477.84	0.00	0.00	0.00	0.00	0.00	0.00	3,783,752.34
010 Atmos Regulated Shared Services	002 - Dallas Atmos Rate Division	010.000.39000 Improvements - Leased	Jan-19	9,430,447.44	7,809.47	0.00	0.00	0.00	0.00	0.00	0.00	9,438,256.91
010 Atmos Regulated Shared Services	002 - Dallas Atmos Rate Division	010.000.39100 Struct & Improv ASAM	Jan-19	39.55	5.69	0.00	0.00	0.00	0.00	0.00	0.00	45.24
010 Atmos Regulated Shared Services	002 - Dallas Atmos Rate Division	010.000.39101 Struct & Improv ASAM	Jan-19	1,010,000.00	10,000.00	0.00	0.00	0.00	0.00	0.00	0.00	1,020,000.00
010 Atmos Regulated Shared Services	002 - Dallas Atmos Rate Division	010.000.39100 Office Furniture And	Jan-19	1,261,323.56	18,052.80	0.00	0.00	0.00	0.00	0.00	0.00	1,279,376.36
010 Atmos Regulated Shared Services	002 - Dallas Atmos Rate Division	010.000.39102 Remittance Processing	Jan-19	1.48	0.00	0.00	0.00	0.00	0.00	0.00	0.00	1.48
010 Atmos Regulated Shared Services	002 - Dallas Atmos Rate Division	010.000.39105 Office Machines	Jan-19	0.65	0.00	0.00	0.00	0.00	0.00	0.00	0.00	0.65
010 Atmos Regulated Shared Services	002 - Dallas Atmos Rate Division	010.000.39101 Office Furn & Equip	Jan-19	32,848.73	235.02	0.00	0.00	0.00	0.00	0.00	0.00	33,083.75
010 Atmos Regulated Shared Services	002 - Dallas Atmos Rate Division	010.000.39102 Office Furn & Equip ASAM	Jan-19	407,435.67	4,142.87	0.00	0.00	0.00	0.00	0.00	0.00	411,578.54
010 Atmos Regulated Shared Services	002 - Dallas Atmos Rate Division	010.000.39200 Transportation Equipme	Jan-19	5,697.02	30.62	0.00	0.00	0.00	0.00	0.00	0.00	5,727.64
010 Atmos Regulated Shared Services	002 - Dallas Atmos Rate Division	010.000.39400 Tools Shop And Garage	Jan-19	36,079.78	549.00	0.00	0.00	0.00	0.00	0.00	0.00	36,628.78
010 Atmos Regulated Shared Services	002 - Dallas Atmos Rate Division	010.000.39400 Tools And Garage-ASAM	Jan-19	389.07	0.00	0.00	0.00	0.00	0.00	0.00	0.00	389.07
010 Atmos Regulated Shared Services	002 - Dallas Atmos Rate Division	010.000.39102 Communication Equipme	Jan-19	56,476.54	479.42	0.00	0.00	0.00	0.00	0.00	0.00	56,955.96
010 Atmos Regulated Shared Services	002 - Dallas Atmos Rate Division	010.000.39120 Commn Equip ASAM	Jan-19	4,147.67	41.47	0.00	0.00	0.00	0.00	0.00	0.00	4,189.14
010 Atmos Regulated Shared Services	002 - Dallas Atmos Rate Division	010.000.39200 Miscellaneous Equipme	Jan-19	47,186.85	373.42	0.00	0.00	0.00	0.00	0.00	0.00	47,560.27
010 Atmos Regulated Shared Services	002 - Dallas Atmos Rate Division	010.000.39200 Misc Equip - ASAM	Jan-19	519.10	17.67	0.00	0.00	0.00	0.00	0.00	0.00	536.77
010 Atmos Regulated Shared Services	002 - Dallas Atmos Rate Division	010.000.39300 Other Tangible Equipm	Jan-19	167,420.20	173.68	0.00	0.00	0.00	0.00	0.00	0.00	167,593.88
010 Atmos Regulated Shared Services	002 - Dallas Atmos Rate Division	010.000.39301 Other Tangible Equipm	Jan-19	42,000,634.13	162,828.89	0.00	0.00	0.00	0.00	0.00	0.00	42,163,463.02
010 Atmos Regulated Shared Services	002 - Dallas Atmos Rate Division	010.000.39302 Servers-Software	Jan-19	15,679,285.56	137,474.55	0.00	0.00	0.00	0.00	0.00	0.00	15,816,760.11
010 Atmos Regulated Shared Services	002 - Dallas Atmos Rate Division	010.000.39303 Network Hardware	Jan-19	2,656,790.77	29,481.85	0.00	0.00	0.00	0.00	0.00	0.00	2,686,272.62
010 Atmos Regulated Shared Services	002 - Dallas Atmos Rate Division	010.000.39303B Hardware	Jan-19	197,820.27	15,773.94	0.00	0.00	0.00	0.00	0.00	0.00	213,594.21
010 Atmos Regulated Shared Services	002 - Dallas Atmos Rate Division	010.000.39303C Software	Jan-19	29,658,770.29	32,708.91	0.00	0.00	0.00	0.00	0.00	0.00	29,691,479.20
010 Atmos Regulated Shared Services	002 - Dallas Atmos Rate Division	010.000.39303A Application Software	Jan-19	31,852,430.24	376,212.16	0.00</						

Company Id	Bus Segment Id	Dept Group Id	El Post	Mo Yr	Begin	Revenue	Provision	Reserve	Cost of Removal	Salvage Cash	Transfer/Adjustments	Gain Loss	Total Revenue
050 Mid-States Division	009 - WKG Division	050.009.35900Pc Hardware	Jan-19	009.486.13	27,487.63	0.00	0.00	0.00	0.00	0.00	0.00	0.00	657,961.76
050 Mid-States Division	009 - WKG Division	050.009.35900Pc Software	Jan-19	102,179.68	(72.37)	0.00	0.00	0.00	0.00	0.00	0.00	0.00	102,107.31
010 Atmos Regulated Shared Services	012 - Call Center Division	010.012.38900Land	Jan-19	0.00	0.00	0.00	0.00	0.00	0.00	0.00	0.00	0.00	0.00
010 Atmos Regulated Shared Services	012 - Call Center Division	010.012.38910CCV Land/Land Rights	Jan-19	0.00	0.00	0.00	0.00	0.00	0.00	0.00	0.00	0.00	0.00
010 Atmos Regulated Shared Services	012 - Call Center Division	010.012.39000Structure & Improv	Jan-19	2,031,040.56	34,034.60	0.00	0.00	0.00	0.00	0.00	0.00	0.00	2,065,075.16
010 Atmos Regulated Shared Services	012 - Call Center Division	010.012.39000Improvements - Leased	Jan-19	1,700,580.27	8,908.00	0.00	0.00	0.00	0.00	0.00	0.00	0.00	1,709,488.27
010 Atmos Regulated Shared Services	012 - Call Center Division	010.012.39100CCV Struct & Improv	Jan-19	2,965,813.03	34,034.73	0.00	0.00	0.00	0.00	0.00	0.00	0.00	2,999,847.76
010 Atmos Regulated Shared Services	012 - Call Center Division	010.012.39100Office Furniture	Jan-19	871,797.06	7,990.80	0.00	0.00	0.00	0.00	0.00	250.54	0.00	880,038.40
010 Atmos Regulated Shared Services	012 - Call Center Division	010.012.39110CCV Office Furn & Eq	Jan-19	49,450.35	1,547.14	0.00	0.00	0.00	0.00	0.00	0.00	0.00	50,997.49
010 Atmos Regulated Shared Services	012 - Call Center Division	010.012.39210CCV Transportation Eq	Jan-19	93,946.89	109.86	0.00	0.00	0.00	0.00	0.00	0.00	0.00	94,056.75
010 Atmos Regulated Shared Services	012 - Call Center Division	010.012.39210CCV Shop Garage	Jan-19	116,416.47	8,677.77	0.00	0.00	0.00	0.00	0.00	0.00	0.00	125,094.24
010 Atmos Regulated Shared Services	012 - Call Center Division	010.012.39510CCV Laboratory Equip	Jan-19	16,571.30	0.00	0.00	0.00	0.00	0.00	0.00	0.00	0.00	16,571.30
010 Atmos Regulated Shared Services	012 - Call Center Division	010.012.39700Communication Equipm	Jan-19	1,087,103.18	8,970.48	0.00	0.00	0.00	0.00	0.00	0.00	0.00	1,096,073.66
010 Atmos Regulated Shared Services	012 - Call Center Division	010.012.39710CCV Common Equip	Jan-19	159,295.43	1,356.10	0.00	0.00	0.00	0.00	0.00	0.00	0.00	160,651.53
010 Atmos Regulated Shared Services	012 - Call Center Division	010.012.39800Miscellaneous Equipm	Jan-19	11,484.95	166.62	0.00	0.00	0.00	0.00	0.00	0.00	0.00	11,651.57
010 Atmos Regulated Shared Services	012 - Call Center Division	010.012.39810CCV Office Equipm	Jan-19	141,493.65	915.51	0.00	0.00	0.00	0.00	0.00	0.00	0.00	142,409.16
010 Atmos Regulated Shared Services	012 - Call Center Division	010.012.39900Other Tangible Equipm	Jan-19	(15,254.53)	0.00	0.00	0.00	0.00	0.00	0.00	0.00	0.00	(15,254.53)
010 Atmos Regulated Shared Services	012 - Call Center Division	010.012.39901Servers-Hardware	Jan-19	4,216,698.27	70,554.54	0.00	0.00	0.00	0.00	0.00	0.00	0.00	4,287,252.81
010 Atmos Regulated Shared Services	012 - Call Center Division	010.012.39902Servers-Software	Jan-19	1,232,252.98	15,541.66	0.00	0.00	0.00	0.00	0.00	0.00	0.00	1,247,794.64
010 Atmos Regulated Shared Services	012 - Call Center Division	010.012.39903Network Hardware	Jan-19	37,879.47	4,259.91	0.00	0.00	0.00	0.00	0.00	0.00	0.00	42,139.38
010 Atmos Regulated Shared Services	012 - Call Center Division	010.012.39906Pc Hardware	Jan-19	(10,370.47)	4,241.45	0.00	0.00	0.00	0.00	0.00	0.00	0.00	(6,129.02)
010 Atmos Regulated Shared Services	012 - Call Center Division	010.012.39907Pc Software	Jan-19	(57,189.47)	0.00	0.00	0.00	0.00	0.00	0.00	0.00	0.00	(57,189.47)
010 Atmos Regulated Shared Services	012 - Call Center Division	010.012.39908Application Software	Jan-19	3,814,881.13	50,143.82	0.00	0.00	0.00	0.00	0.00	0.00	0.00	3,865,024.95
010 Atmos Regulated Shared Services	012 - Call Center Division	010.012.39910CCV Other Tang Equip	Jan-19	108,477.77	7,486.24	0.00	0.00	0.00	0.00	0.00	0.00	0.00	115,964.01
010 Atmos Regulated Shared Services	012 - Call Center Division	010.012.39911CCV Office Equipm	Jan-19	34,660.64	8,677.77	0.00	0.00	0.00	0.00	0.00	0.00	0.00	43,338.41
010 Atmos Regulated Shared Services	012 - Call Center Division	010.012.39911CCV Pk Software	Jan-19	(31,786.93)	18.23	0.00	0.00	0.00	0.00	0.00	0.00	0.00	(31,768.70)
010 Atmos Regulated Shared Services	012 - Call Center Division	010.012.39911CCV Pk Tang Prop-App	Jan-19	(8,905.41)	0.00	0.00	0.00	0.00	0.00	0.00	0.00	0.00	(8,905.41)
050 Mid-States Division	091 - Brentwood Division	050.091.39100Organization Grp	Jan-19	0.00	0.00	0.00	0.00	0.00	0.00	0.00	0.00	0.00	0.00
050 Mid-States Division	091 - Brentwood Division	050.091.39200Structure & Improv	Jan-19	0.00	0.00	0.00	0.00	0.00	0.00	0.00	0.00	0.00	0.00
050 Mid-States Division	091 - Brentwood Division	050.091.39301Struct - Frame Grp	Jan-19	102,163.83	400.52	0.00	0.00	0.00	0.00	0.00	0.00	0.00	102,564.35
050 Mid-States Division	091 - Brentwood Division	050.091.39301Air Condit Equip Grp	Jan-19	9,378.60	91.97	0.00	0.00	0.00	0.00	0.00	0.00	0.00	9,470.57
050 Mid-States Division	091 - Brentwood Division	050.091.39309Improve - Leased Grp	Jan-19	38,834.00	0.00	0.00	0.00	0.00	0.00	0.00	0.00	0.00	38,834.00
050 Mid-States Division	091 - Brentwood Division	050.091.39100Office Furniture And	Jan-19	40,147.43	223.97	0.00	0.00	0.00	0.00	0.00	0.00	0.00	40,371.40
050 Mid-States Division	091 - Brentwood Division	050.091.39110CCV Office Equipm	Jan-19	15,638.26	116.66	0.00	0.00	0.00	0.00	0.00	0.00	0.00	15,754.92
050 Mid-States Division	091 - Brentwood Division	050.091.39400Tools Shop And Garage	Jan-19	137,908.84	498.29	0.00	0.00	0.00	0.00	0.00	0.00	0.00	138,407.13
050 Mid-States Division	091 - Brentwood Division	050.091.39500Power Eq Equip-Group	Jan-19	7,854.94	74.54	0.00	0.00	0.00	0.00	0.00	0.00	0.00	7,929.48
050 Mid-States Division	091 - Brentwood Division	050.091.39700Communication Equipm	Jan-19	(7,905.40)	59.92	0.00	0.00	0.00	0.00	0.00	0.00	0.00	(7,845.48)
050 Mid-States Division	091 - Brentwood Division	050.091.39800Miscellaneous Equipm	Jan-19	702,301.26	7,352.80	0.00	0.00	0.00	0.00	0.00	0.00	0.00	709,654.06
050 Mid-States Division	091 - Brentwood Division	050.091.39900Server Hardware	Jan-19	(14,722.70)	0.00	0.00	0.00	0.00	0.00	0.00	0.00	0.00	(14,722.70)
050 Mid-States Division	091 - Brentwood Division	050.091.39906Pc Hardware	Jan-19	70,188.03	0.00	0.00	0.00	0.00	0.00	0.00	0.00	0.00	70,188.03
050 Mid-States Division	091 - Brentwood Division	050.091.39907Pc Software	Jan-19	26,751.85	727.57	0.00	0.00	0.00	0.00	0.00	0.00	0.00	27,479.42
050 Mid-States Division	091 - Brentwood Division	050.091.39908Application Software	Jan-19	828,308.38	0.00	0.00	0.00	0.00	0.00	0.00	0.00	0.00	828,308.38
010 Atmos Regulated Shared Services	002 - Dallas Atmos Rate Division	010.002.39000Structure & Improv	Feb-19	549,644.24	3,748.25	0.00	0.00	0.00	0.00	0.00	0.00	0.00	553,392.49
010 Atmos Regulated Shared Services	002 - Dallas Atmos Rate Division	010.002.39003Structure - Leased	Feb-19	3,773,752.44	23,779.84	0.00	0.00	0.00	0.00	0.00	0.00	0.00	3,797,532.28
010 Atmos Regulated Shared Services	002 - Dallas Atmos Rate Division	010.002.39009Improvements - Leased	Feb-19	5,438,256.91	186.99	0.00	0.00	0.00	0.00	0.00	0.00	0.00	5,438,443.90
010 Atmos Regulated Shared Services	002 - Dallas Atmos Rate Division	010.002.39020Struct & Improv AEM	Feb-19	41.24	5.59	0.00	0.00	0.00	0.00	0.00	0.00	0.00	46.83
010 Atmos Regulated Shared Services	002 - Dallas Atmos Rate Division	010.002.39029Improve-Leased AEM	Feb-19	55.15	310.58	0.00	0.00	0.00	0.00	0.00	0.00	0.00	265.73
010 Atmos Regulated Shared Services	002 - Dallas Atmos Rate Division	010.002.39100Office Furniture And	Feb-19	1,979,338.23	19,083.82	0.00	0.00	0.00	0.00	0.00	0.00	0.00	1,998,422.05
010 Atmos Regulated Shared Services	002 - Dallas Atmos Rate Division	010.002.39102Rem/Trans Processing	Feb-19	1.26	0.00	0.00	0.00	0.00	0.00	0.00	0.00	0.00	1.26
010 Atmos Regulated Shared Services	002 - Dallas Atmos Rate Division	010.002.39103Office Machines	Feb-19	0.45	0.00	0.00	0.00	0.00	0.00	0.00	0.00	0.00	0.45
010 Atmos Regulated Shared Services	002 - Dallas Atmos Rate Division	010.002.39104Office Furn & Equip	Feb-19	39,181.75	230.02	0.00	0.00	0.00	0.00	0.00	0.00	0.00	39,411.77
010 Atmos Regulated Shared Services	002 - Dallas Atmos Rate Division	010.002.39104Office Furn & Equip-Group	Feb-19	108,284.44	817.77	0.00	0.00	0.00	0.00	0.00	0.00	0.00	109,102.21
010 Atmos Regulated Shared Services	002 - Dallas Atmos Rate Division	010.002.39106Transportation Equip	Feb-19	5,727.64	39.62	0.00	0.00	0.00	0.00	0.00	0.00	0.00	5,767.26
010 Atmos Regulated Shared Services	002 - Dallas Atmos Rate Division	010.002.39400Tools Shop And Garage	Feb-19	36,624.78	549.00	0.00	0.00	0.00	0.00	0.00	0.00	0.00	37,173.78
010 Atmos Regulated Shared Services	002 - Dallas Atmos Rate Division	010.002.39420Tools And Garage-AEM	Feb-19	388.07	0.00	0.00	0.00	0.00	0.00	0.00	0.00	0.00	388.07
010 Atmos Regulated Shared Services	002 - Dallas Atmos Rate Division	010.002.39700Communication Equipm	Feb-19	569,899.72	4,914.56	0.00	0.00	0.00	0.00	0.00	0.00	0.00	574,814.28
010 Atmos Regulated Shared Services	002 - Dallas Atmos Rate Division	010.002.39700Common Equipm	Feb-19	4,059.24	41.67	0.00	0.00	0.00	0.00	0.00	0.00	0.00	4,100.91
010 Atmos Regulated Shared Services	002 - Dallas Atmos Rate Division	010.002.39800Miscellaneous Equipm	Feb-19	47,570.27	374.42	0.00	0.00	0.00	0.00	0.00	0.00	0.00	47,944.69
010 Atmos Regulated Shared Services	002 - Dallas Atmos Rate Division	010.002.39810Misc Equip - AEM	Feb-19	936.77	11.67	0.00	0.00	0.00	0.00	0.00	0.00	0.00	948.44
010 Atmos Regulated Shared Services	002 - Dallas Atmos Rate Division	010.002.39900Other Tangible Equipm	Feb-19	161,795.98	1,225.00	0.00	0.00	0.00	0.00	0.00	0.00	0.00	163,020.98
010 Atmos Regulated Shared Services	002 - Dallas Atmos Rate Division	010.002.39901Servers-Hardware	Feb-19	4,155,744.81	16,929.80	0.00	0.00	0.00	0.00	0.00	0.00	0.00	4,172,674.61
010 Atmos Regulated Shared Services	002 - Dallas Atmos Rate Division	010.002.39902Servers-Software	Feb-19	15,800,760.11	127,857.56	0.00	0.00	0.00	0.00	0.00	0.00	0.00	15,928,617.67
010 Atmos Regulated Shared Services	002 - Dallas Atmos Rate Division	010.002.39903Network Hardware	Feb-19	2,686,272.61	23,481.85	0.00	0.00	0.00	0.00	0.00	0.00	0.00	2,709,754.47
010 Atmos Regulated Shared Services	002 - Dallas Atmos Rate Division	010.002.39906Pc Hardware	Feb-19	23,691.651	14,890.48	(1,1526.23)	0.00	3,272.25	0.00	0.00	0.00	0.00	83,500.76
010 Atmos Regulated Shared Services	002 - Dallas Atmos Rate Division	010.002.39907Pc Software	Feb-19	30,059.81	834.92	0.00	0.00	0.00	0.00	0.00	0.00	0.00	30,894.73
010 Atmos Regulated Shared Services	002 - Dallas Atmos Rate Division	010.002.39908Application Software	Feb-19	32,321,554.50	38,284.24	0.00	0.00	0.00	0.00	0.00	0.00	0.00	32,359,838.74
010 Atmos Regulated Shared Services	002 - Dallas Atmos Rate Division	010.002.39909Mainframe Software	Feb-19	45,818.95	145.01	0.00	0.00	0.00	0.00	0.00	0.00	0.00	45,963.96
010 Atmos Regulated Shared Services	002 - Dallas Atmos Rate Division	010.002.39911Servers-Hardware-AEM											

Company (All)

Row Labels	Column Labels	Dec-17	Jan-18	Feb-18	Mar-18	Apr-18	May-18	Jun-18	Jul-18	Aug-18	Sep-18	Oct-18	Nov-18	Dec-18	Jan-19	Feb-19
002																
Sum of CWIP Balance		8,236,597	6,914,104	6,847,349	12,395,445	12,118,795	11,482,232	14,454,841	13,698,190	14,750,981	21,810,693	17,985,293	21,598,531.42	13,621,396.35	13684273.83	12855150.54
Sum of AFUDC		-	-	-	-	-	-	-	-	-	-	-	-	-	0	0
Sum of CWIP Bal w/o Afudc		8,236,597	6,914,104	6,847,349	12,395,445	12,118,795	11,482,232	14,454,841	13,698,190	14,750,981	21,810,693	17,985,293	21,598,531.42	13,621,396.35	13684273.83	12855150.54
009																
Sum of CWIP Balance		32,541,102	29,073,618	30,348,573	32,231,500	33,248,725	36,939,925	38,736,803	42,649,979	27,314,762	29,607,396	35,458,624	40,386,239.58	41,577,735.97	42796582.41	46353821.95
Sum of AFUDC		255,946	265,467	323,374	389,015	440,174	510,393	581,994	674,772	377,468	403,912	568,189	805,321.24	1,022,482.92	1135573.42	1347650.42
Sum of CWIP Bal w/o Afudc		32,285,156	28,808,151	30,025,198	31,842,485	32,808,551	36,429,532	38,154,809	41,975,208	27,537,294	29,203,484	34,890,435	39,580,918.34	40,555,253.05	41661008.99	45006171.53
012																
Sum of CWIP Balance		1,782,634	1,805,353	1,509,412	2,309,501	3,318,545	3,658,521	3,983,794	4,283,002	4,833,035	5,282,098	5,397,999	5,529,872.12	253,801.17	511652.22	695096.2
Sum of AFUDC		-	-	-	-	-	-	-	-	-	-	-	-	-	0	0
Sum of CWIP Bal w/o Afudc		1,782,634	1,805,353	1,509,412	2,309,501	3,318,545	3,658,521	3,983,794	4,283,002	4,833,035	5,282,098	5,397,999	5,529,872.12	253,801.17	511652.22	695096.2
091																
Sum of CWIP Balance		(6,234)	243,915	538,135	(9,328)	36,109	(67,576)	4,642	(32,327)	212,692	(10,502)	(773,976)	(1,303,361.36)	(10,502.07)	-711646.37	-1144400.52
Sum of AFUDC		-	-	-	-	-	-	-	-	-	-	-	-	-	0	0
Sum of CWIP Bal w/o Afudc		(6,234)	243,915	538,135	(9,328)	36,109	(67,576)	4,642	(32,327)	212,692	(10,502)	(773,976)	(1,303,361.36)	(10,502.07)	-711646.37	-1144400.52
Total Sum of CWIP Balance		43,554,099	38,036,990	39,643,469	46,927,118	48,722,175	52,013,102	57,180,079	60,599,844	47,711,539	56,689,685	58,067,940	66,711,281.76	55,442,431.42	56290862.09	58759668.17
Total Sum of AFUDC		255,946	265,467	323,374	389,015	440,174	510,393	581,994	674,772	377,468	403,912	568,189	805,321.24	1,022,482.92	1135573.42	1347650.42
Total Sum of CWIP Bal w/o Afudc		43,298,153	37,771,523	39,320,094	46,538,103	48,282,000	51,502,709	56,598,085	59,924,072	47,334,062	56,285,773	57,499,752	65,405,960.52	54,419,948.50	55145288.67	57412017.75

Row Labels	Column Labels															
	Dec-17	Jan-18	Feb-18	Mar-18	Apr-18	May-18	Jun-18	Jul-18	Aug-18	Sep-18	Oct-18	Nov-18	Dec-18	Jan-19	Feb-19	Grand Total
002 - Dallas Atmos Rate Division																
Sum of CWIP Balance	9236415.92	6914103.62	6847349.31	12395445.16	12118795.09	11482232.18	14454840.96	13698189.62	14750981.44	21810692.89	17985293.48	21598531.42	13621396.35	13684273.83	12855150.54	203453691.8
Sum of AFUDC	0	0	0	0	0	0	0	0	0	0	0	0	0	0	0	0
Sum of CWIP Bal w/o Afudc	9236415.92	6914103.62	6847349.31	12395445.16	12118795.09	11482232.18	14454840.96	13698189.62	14750981.44	21810692.89	17985293.48	21598531.42	13621396.35	13684273.83	12855150.54	203453691.8
009 - WKG Division																
Sum of CWIP Balance	32299511.01	29073618.17	30348572.55	32231500.05	33248725.16	36939924.6	38735802.65	42649979.31	27914761.73	29607395.69	35458623.64	40386239.58	41577735.97	42796582.41	46353821.95	539623794.5
Sum of AFUDC	255946.1	265467.02	323374.36	389015.41	440174.29	510392.9	581994.09	674771.59	377467.5	403911.99	568188.93	805321.24	1022482.92	1135573.42	1347650.42	9101732.18
Sum of CWIP Bal w/o Afudc	32043564.91	28808151.15	30025198.19	31842484.64	32806550.87	36429531.7	38154808.56	41975207.72	27537294.23	29203483.7	34890434.71	39580918.34	40555253.05	41661008.99	45006171.53	530522062.3
012 - Call Center Division																
Sum of CWIP Balance	1782633.64	1805353.08	1909411.75	2309500.92	3318544.99	3658521.29	3983793.94	4283001.99	4833094.79	5282098.37	5397999.3	5529872.12	253801.17	511652.22	695096.2	45554375.77
Sum of AFUDC	0	0	0	0	0	0	0	0	0	0	0	0	0	0	0	0
Sum of CWIP Bal w/o Afudc	1782633.64	1805353.08	1909411.75	2309500.92	3318544.99	3658521.29	3983793.94	4283001.99	4833094.79	5282098.37	5397999.3	5529872.12	253801.17	511652.22	695096.2	45554375.77
091 - Brentwood Division																
Sum of CWIP Balance	-6233.64	243915.49	538134.89	-9327.72	36109.29	-67576.09	4641.73	-32327.01	212691.53	-10502.07	-773975.98	-1303361.36	-10502.07	-711646.37	-1144400.52	-3034359.9
Sum of AFUDC	0	0	0	0	0	0	0	0	0	0	0	0	0	0	0	0
Sum of CWIP Bal w/o Afudc	-6233.64	243915.49	538134.89	-9327.72	36109.29	-67576.09	4641.73	-32327.01	212691.53	-10502.07	-773975.98	-1303361.36	-10502.07	-711646.37	-1144400.52	-3034359.9
Total Sum of CWIP Balance	43312326.93	38036990.36	39643468.5	45927118.41	48722174.53	52013101.98	57180079.28	60598843.91	47711529.49	56689684.88	58067940.44	66211281.76	55442431.42	56280862.09	58759668.17	785597502.2
Total Sum of AFUDC	255946.1	265467.02	323374.36	389015.41	440174.29	510392.9	581994.09	674771.59	377467.5	403911.99	568188.93	805321.24	1022482.92	1135573.42	1347650.42	9101732.18
Total Sum of CWIP Bal w/o Afudc	43056380.83	37771523.34	39320094.14	46538103	48282000.24	51502709.08	56598085.19	59924072.32	47334061.99	56285772.89	57499751.51	65405960.52	54419948.5	55145288.67	57412017.75	776495770

Month	Company	Account	Service Area	RD	Project	CWIP Balance	AFUDC	CWIP Bal w/o Afudc
Jul-18	010 Atmos Regulated Shared Services	1070	002 - Dallas Atmos Rate Division	002	010.23302	77,081.34	0.00	77,081.34
Jul-18	010 Atmos Regulated Shared Services	1070	002 - Dallas Atmos Rate Division	002	010.25034	2,499,276.65	0.00	2,499,276.65
Jul-18	010 Atmos Regulated Shared Services	1070	002 - Dallas Atmos Rate Division	002	010.25484	973,166.56	0.00	973,166.56
Jul-18	010 Atmos Regulated Shared Services	1070	002 - Dallas Atmos Rate Division	002	010.25486	296,829.98	0.00	296,829.98
Jul-18	010 Atmos Regulated Shared Services	1070	002 - Dallas Atmos Rate Division	002	010.28080	355,834.06	0.00	355,834.06
Jul-18	010 Atmos Regulated Shared Services	1070	002 - Dallas Atmos Rate Division	002	010.29663	140,669.79	0.00	140,669.79
Jul-18	010 Atmos Regulated Shared Services	1070	002 - Dallas Atmos Rate Division	002	010.29740	891,856.23	0.00	891,856.23
Jul-18	010 Atmos Regulated Shared Services	1070	002 - Dallas Atmos Rate Division	002	010.30327	1,667.37	0.00	1,667.37
Jul-18	010 Atmos Regulated Shared Services	1070	002 - Dallas Atmos Rate Division	002	010.31051	62,379.02	0.00	62,379.02
Jul-18	010 Atmos Regulated Shared Services	1070	002 - Dallas Atmos Rate Division	002	010.31067	331,467.12	0.00	331,467.12
Jul-18	010 Atmos Regulated Shared Services	1070	002 - Dallas Atmos Rate Division	002	010.31276	323,025.75	0.00	323,025.75
Jul-18	010 Atmos Regulated Shared Services	1070	002 - Dallas Atmos Rate Division	002	010.31281	145,821.79	0.00	145,821.79
Jul-18	010 Atmos Regulated Shared Services	1070	002 - Dallas Atmos Rate Division	002	010.31308	70,255.32	0.00	70,255.32
Jul-18	010 Atmos Regulated Shared Services	1070	002 - Dallas Atmos Rate Division	002	010.31313	51,724.64	0.00	51,724.64
Jul-18	010 Atmos Regulated Shared Services	1070	002 - Dallas Atmos Rate Division	002	010.31316	333,470.78	0.00	333,470.78
Jul-18	010 Atmos Regulated Shared Services	1070	002 - Dallas Atmos Rate Division	002	010.31351	502,521.01	0.00	502,521.01
Jul-18	010 Atmos Regulated Shared Services	1070	002 - Dallas Atmos Rate Division	002	010.31381	753,905.19	0.00	753,905.19
Jul-18	010 Atmos Regulated Shared Services	1070	002 - Dallas Atmos Rate Division	002	010.31383	147,572.67	0.00	147,572.67
Jul-18	010 Atmos Regulated Shared Services	1070	002 - Dallas Atmos Rate Division	002	010.31521	82,845.71	0.00	82,845.71
Jul-18	010 Atmos Regulated Shared Services	1070	002 - Dallas Atmos Rate Division	002	010.31522	16,285.98	0.00	16,285.98
Jul-18	010 Atmos Regulated Shared Services	1070	002 - Dallas Atmos Rate Division	002	010.31699	321,219.50	0.00	321,219.50
Jul-18	010 Atmos Regulated Shared Services	1070	002 - Dallas Atmos Rate Division	002	010.31764	377,563.81	0.00	377,563.81
Jul-18	010 Atmos Regulated Shared Services	1070	002 - Dallas Atmos Rate Division	002	010.31782	415.70	0.00	415.70
Jul-18	010 Atmos Regulated Shared Services	1070	002 - Dallas Atmos Rate Division	002	010.31791	438,339.11	0.00	438,339.11
Jul-18	010 Atmos Regulated Shared Services	1070	002 - Dallas Atmos Rate Division	002	010.31876	32,470.38	0.00	32,470.38
Jul-18	010 Atmos Regulated Shared Services	1070	002 - Dallas Atmos Rate Division	002	010.31940	1,463,534.63	0.00	1,463,534.63
Jul-18	010 Atmos Regulated Shared Services	1070	002 - Dallas Atmos Rate Division	002	010.32138	942,242.46	0.00	942,242.46
Jul-18	010 Atmos Regulated Shared Services	1070	002 - Dallas Atmos Rate Division	002	010.32145	559,040.66	0.00	559,040.66
Jul-18	010 Atmos Regulated Shared Services	1070	002 - Dallas Atmos Rate Division	002	010.32146	477,617.62	0.00	477,617.62
Jul-18	010 Atmos Regulated Shared Services	1070	002 - Dallas Atmos Rate Division	002	010.32170	216,919.67	0.00	216,919.67
Jul-18	010 Atmos Regulated Shared Services	1070	002 - Dallas Atmos Rate Division	002	010.32190	10,737.37	0.00	10,737.37
Jul-18	010 Atmos Regulated Shared Services	1070	002 - Dallas Atmos Rate Division	002	010.32338	4,951.73	0.00	4,951.73
Jul-18	010 Atmos Regulated Shared Services	1070	002 - Dallas Atmos Rate Division	002	010.32462	68,661.00	0.00	68,661.00
Jul-18	010 Atmos Regulated Shared Services	1070	002 - Dallas Atmos Rate Division	002	010.32473	1,072,520.47	0.00	1,072,520.47
Jul-18	010 Atmos Regulated Shared Services	1070	002 - Dallas Atmos Rate Division	002	010.32474	156,033.33	0.00	156,033.33
Jul-18	010 Atmos Regulated Shared Services	1070	002 - Dallas Atmos Rate Division	002	010.32575	159,263.01	0.00	159,263.01
Jul-18	010 Atmos Regulated Shared Services	1070	002 - Dallas Atmos Rate Division	002	010.32724	123,839.94	0.00	123,839.94
Jul-18	010 Atmos Regulated Shared Services	1070	002 - Dallas Atmos Rate Division	002	010.32797	20,294.06	0.00	20,294.06
Jul-18	010 Atmos Regulated Shared Services	1070	002 - Dallas Atmos Rate Division	002	010.33000	4,607.36	0.00	4,607.36
Jul-18	010 Atmos Regulated Shared Services	1070	002 - Dallas Atmos Rate Division	002	010.33040	342,504.88	0.00	342,504.88
Jul-18	010 Atmos Regulated Shared Services	1070	002 - Dallas Atmos Rate Division	002	010.10.10000	[1,152,244.03]	0.00	[1,152,244.03]
Jul-18	010 Atmos Regulated Shared Services	1070	012 - Call Center Division	012	010.29528	1,668,578.30	0.00	1,668,578.30
Jul-18	010 Atmos Regulated Shared Services	1070	012 - Call Center Division	012	010.30694	39,159.99	0.00	39,159.99
Jul-18	010 Atmos Regulated Shared Services	1070	012 - Call Center Division	012	010.30789	1,885.83	0.00	1,885.83
Jul-18	010 Atmos Regulated Shared Services	1070	012 - Call Center Division	012	010.30859	3,702.05	0.00	3,702.05
Jul-18	010 Atmos Regulated Shared Services	1070	012 - Call Center Division	012	010.31391	62,925.56	0.00	62,925.56
Jul-18	010 Atmos Regulated Shared Services	1070	012 - Call Center Division	012	010.31512	22,861.10	0.00	22,861.10
Jul-18	010 Atmos Regulated Shared Services	1070	012 - Call Center Division	012	010.31515	6,759.27	0.00	6,759.27
Jul-18	010 Atmos Regulated Shared Services	1070	012 - Call Center Division	012	010.31516	3,703.44	0.00	3,703.44
Jul-18	010 Atmos Regulated Shared Services	1070	012 - Call Center Division	012	010.31565	20,620.30	0.00	20,620.30
Jul-18	010 Atmos Regulated Shared Services	1070	012 - Call Center Division	012	010.31715	1,361.07	0.00	1,361.07
Jul-18	010 Atmos Regulated Shared Services	1070	012 - Call Center Division	012	010.31837	23,739.41	0.00	23,739.41
Jul-18	010 Atmos Regulated Shared Services	1070	012 - Call Center Division	012	010.31862	40,519.25	0.00	40,519.25
Jul-18	010 Atmos Regulated Shared Services	1070	012 - Call Center Division	012	010.31863	14,825.42	0.00	14,825.42
Jul-18	010 Atmos Regulated Shared Services	1070	012 - Call Center Division	012	010.31864	51,027.89	0.00	51,027.89
Jul-18	010 Atmos Regulated Shared Services	1070	012 - Call Center Division	012	010.32078	57,346.21	0.00	57,346.21
Jul-18	010 Atmos Regulated Shared Services	1070	012 - Call Center Division	012	010.32092	92,134.16	0.00	92,134.16
Jul-18	010 Atmos Regulated Shared Services	1070	012 - Call Center Division	012	010.32264	1,124,864.32	0.00	1,124,864.32
Jul-18	010 Atmos Regulated Shared Services	1070	012 - Call Center Division	012	010.32385	632,852.18	0.00	632,852.18
Jul-18	010 Atmos Regulated Shared Services	1070	012 - Call Center Division	012	010.32416	252,611.82	0.00	252,611.82
Jul-18	010 Atmos Regulated Shared Services	1070	012 - Call Center Division	012	010.32460	22,491.84	0.00	22,491.84
Jul-18	010 Atmos Regulated Shared Services	1070	012 - Call Center Division	012	010.32556	24,597.65	0.00	24,597.65
Jul-18	010 Atmos Regulated Shared Services	1070	012 - Call Center Division	012	010.32632	89,981.03	0.00	89,981.03
Jul-18	010 Atmos Regulated Shared Services	1070	012 - Call Center Division	012	010.32668	15,944.65	0.00	15,944.65
Jul-18	010 Atmos Regulated Shared Services	1070	012 - Call Center Division	012	010.32897	5,348.43	0.00	5,348.43
Jul-18	010 Atmos Regulated Shared Services	1070	012 - Call Center Division	012	010.32916	3,160.82	0.00	3,160.82
Jul-18	050 Mid-States Division	1070	009 - WKG Division	009	050.36386	8.95	8.95	0.00
Jul-18	050 Mid-States Division	1070	009 - WKG Division	009	050.42070	0.12	0.12	0.00
Jul-18	050 Mid-States Division	1070	009 - WKG Division	009	050.42322	81,638.33	483.16	81,155.17
Jul-18	050 Mid-States Division	1070	009 - WKG Division	009	050.42995	232,314.20	3,124.25	229,189.95
Jul-18	050 Mid-States Division	1070	009 - WKG Division	009	050.43064	176,839.61	3,557.32	173,282.29
Jul-18	050 Mid-States Division	1070	009 - WKG Division	009	050.44088	64,165.36	349.27	63,816.09
Jul-18	050 Mid-States Division	1070	009 - WKG Division	009	050.44133	16,636,349.74	309,650.06	16,326,699.68
Jul-18	050 Mid-States Division	1070	009 - WKG Division	009	050.44145	8,022,650.89	156,003.36	7,866,647.53
Jul-18	050 Mid-States Division	1070	009 - WKG Division	009	050.45027	819.90	1.63	818.27
Jul-18	050 Mid-States Division	1070	009 - WKG Division	009	050.45376	1,625,801.19	37,949.85	1,587,851.34
Jul-18	050 Mid-States Division	1070	009 - WKG Division	009	050.45472	[7.34]	0.00	[7.34]
Jul-18	050 Mid-States Division	1070	009 - WKG Division	009	050.45546	35,707.08	575.37	35,131.71
Jul-18	050 Mid-States Division	1070	009 - WKG Division	009	050.45832	36,503.85	179.56	36,324.29
Jul-18	050 Mid-States Division	1070	009 - WKG Division	009	050.46190	[25.98]	12.17	[8.81]
Jul-18	050 Mid-States Division	1070	009 - WKG Division	009	050.46278	27,552.41	507.81	27,044.60
Jul-18	050 Mid-States Division	1070	009 - WKG Division	009	050.46282	1.08	0.01	1.07
Jul-18	050 Mid-States Division	1070	009 - WKG Division	009	050.46442	615,901.52	8,479.73	607,421.79
Jul-18	050 Mid-States Division	1070	009 - WKG Division	009	050.46443	620,488.33	8,820.05	611,668.28
Jul-18	050 Mid-States Division	1070	009 - WKG Division	009	050.46444	232,646.37	3,427.11	229,219.26
Jul-18	050 Mid-States Division	1070	009 - WKG Division	009	050.46445	208,414.56	3,926.65	204,487.91
Jul-18	050 Mid-States Division	1070	009 - WKG Division	009	050.46454	47,746.33	223.90	47,522.43
Jul-18	050 Mid-States Division	1070	009 - WKG Division	009	050.46455	43,610.22	160.76	43,449.46
Jul-18	050 Mid-States Division	1070	009 - WKG Division	009	050.46471	66,531.30	516.07	66,015.23
Jul-18	050 Mid-States Division	1070	009 - WKG Division	009	050.46504	1,051,863.50	15,267.11	1,036,596.39
Jul-18	050 Mid-States Division	1070	009 - WKG Division	009	050.46525	589,535.82	5,495.57	584,040.25
Jul-18	050 Mid-States Division	1070	009 - WKG Division	009	050.46537	4,423,348.31	56,058.07	4,367,290.24
Jul-18	050 Mid-States Division	1070	009 - WKG Division	009	050.46588	652,219.30	9,298.15	642,921.15
Jul-18	050 Mid-States Division	1070	009 - WKG Division	009	050.46611	579,264.68	8,560.40	570,704.28
Jul-18	050 Mid-States Division	1070	009 - WKG Division	009	050.46625	369,927.42	3,774.91	366,152.51
Jul-18	050 Mid-States Division	1070	009 - WKG Division	009	050.46665	632,013.89	9,892.96	622,120.93
Jul-18	050 Mid-States Division	1070	009 - WKG Division	009	050.46719	114,734.53	1,805.30	112,929.23
Jul-18	050 Mid-States Division	1070	009 - WKG Division	009	050.47032	143,800.37	1,314.16	142,486.21
Jul-18	050 Mid-States Division	1070	009 - WKG Division	009	050.47080	220,705.97	4,296.02	216,409.95
Jul-18	050 Mid-States Division	1070	009 - WKG Division	009	050.47084	1,492.59	0.00	1,492.59
Jul-18	050 Mid-States Division	1070	009 - WKG Division	009	050.47087	224.34	0.82	223.52
Jul-18	050 Mid-States Division	1070	009 - WKG Division	009	050.47093	83,291.27	0.00	83,291.27
Jul-18	050 Mid-States Division	1070	009 - WKG Division	009	050.47096	18,364.18	140.55	18,223.63
Jul-18	050 Mid-States Division	1070	009 - WKG Division	009	050.47168	16,517.80	0.00	16,517.80
Jul-18	050 Mid-States Division	1070	009 - WKG Division	009	050.47184	63,804.95	0.00	63,804.95
Jul-18	050 Mid-States Division	1070	009 - WKG Division	009	050.47190	65,110.20	930.84	64,179.36
Jul-18	050 Mid-States Division	1070	009 - WKG Division	009	050.47201	13,870.93	191.29	13,679.64

Month	Company	Account	Service Area	RD	Project	CWIP Balance	AFUDC	CWIP Bal w/o Afudc
Jul-18	050 Mid-States Division	1070	009 - WKG Division	009	050.47203	10,624.99	82.41	10,542.58
Jul-18	050 Mid-States Division	1070	009 - WKG Division	009	050.47204	7,866.89	44.04	7,822.85
Jul-18	050 Mid-States Division	1070	009 - WKG Division	009	050.47260	144,758.58	488.99	144,269.59
Jul-18	050 Mid-States Division	1070	009 - WKG Division	009	050.47276	414,852.62	2,167.20	412,685.42
Jul-18	050 Mid-States Division	1070	009 - WKG Division	009	050.47288	3,285.72	0.00	3,285.72
Jul-18	050 Mid-States Division	1070	009 - WKG Division	009	050.47289	3,568.73	0.00	3,568.73
Jul-18	050 Mid-States Division	1070	009 - WKG Division	009	050.47296	75,255.14	0.00	75,255.14
Jul-18	050 Mid-States Division	1070	009 - WKG Division	009	050.47357	33,367.94	76.80	33,291.14
Jul-18	050 Mid-States Division	1070	009 - WKG Division	009	050.47383	544,031.22	3,172.14	540,859.08
Jul-18	050 Mid-States Division	1070	009 - WKG Division	009	050.47482	138,786.02	866.51	137,919.51
Jul-18	050 Mid-States Division	1070	009 - WKG Division	009	050.47487	255,104.95	1,667.22	253,437.73
Jul-18	050 Mid-States Division	1070	009 - WKG Division	009	050.47674	6,948.53	59.55	6,888.98
Jul-18	050 Mid-States Division	1070	009 - WKG Division	009	050.47675	43,610.22	160.76	43,449.46
Jul-18	050 Mid-States Division	1070	009 - WKG Division	009	050.47681	(60,620.37)	0.00	(60,620.37)
Jul-18	050 Mid-States Division	1070	009 - WKG Division	009	050.47777	18,022.28	191.34	17,830.94
Jul-18	050 Mid-States Division	1070	009 - WKG Division	009	050.47784	37,037.64	150.12	36,887.52
Jul-18	050 Mid-States Division	1070	009 - WKG Division	009	050.47794	288,076.08	1,264.48	286,811.60
Jul-18	050 Mid-States Division	1070	009 - WKG Division	009	050.47795	17,789.18	15.51	17,773.67
Jul-18	050 Mid-States Division	1070	009 - WKG Division	009	050.47866	3,377.82	12.45	3,365.37
Jul-18	050 Mid-States Division	1070	009 - WKG Division	009	050.47885	328,072.09	927.42	327,144.67
Jul-18	050 Mid-States Division	1070	009 - WKG Division	009	050.47890	27,034.74	128.75	26,905.99
Jul-18	050 Mid-States Division	1070	009 - WKG Division	009	050.47910	134,992.67	685.14	134,307.53
Jul-18	050 Mid-States Division	1070	009 - WKG Division	009	050.47955	1,582.71	5.84	1,576.87
Jul-18	050 Mid-States Division	1070	009 - WKG Division	009	050.47978	115,317.55	545.17	114,772.38
Jul-18	050 Mid-States Division	1070	009 - WKG Division	009	050.47979	72,909.21	337.69	72,571.52
Jul-18	050 Mid-States Division	1070	009 - WKG Division	009	050.48055	15,762.21	0.00	15,762.21
Jul-18	050 Mid-States Division	1070	009 - WKG Division	009	050.48082	384.76	0.95	383.81
Jul-18	050 Mid-States Division	1070	009 - WKG Division	009	050.48086	25,580.90	168.39	25,412.51
Jul-18	050 Mid-States Division	1070	009 - WKG Division	009	050.48087	323,135.62	1,570.70	321,564.92
Jul-18	050 Mid-States Division	1070	009 - WKG Division	009	050.48091	(6,608.15)	0.00	(6,608.15)
Jul-18	050 Mid-States Division	1070	009 - WKG Division	009	050.48136	27,607.49	87.63	27,519.86
Jul-18	050 Mid-States Division	1070	009 - WKG Division	009	050.48187	(1,775.63)	0.00	(1,775.63)
Jul-18	050 Mid-States Division	1070	009 - WKG Division	009	050.48211	18,708.12	0.00	18,708.12
Jul-18	050 Mid-States Division	1070	009 - WKG Division	009	050.48236	7.29	0.01	7.28
Jul-18	050 Mid-States Division	1070	009 - WKG Division	009	050.48307	143,981.71	375.83	143,605.88
Jul-18	050 Mid-States Division	1070	009 - WKG Division	009	050.48331	13,680.50	86.91	13,593.59
Jul-18	050 Mid-States Division	1070	009 - WKG Division	009	050.48332	26,670.28	44.81	26,625.47
Jul-18	050 Mid-States Division	1070	009 - WKG Division	009	050.48337	210,666.29	1,727.73	208,938.56
Jul-18	050 Mid-States Division	1070	009 - WKG Division	009	050.48369	420,591.03	1,359.86	419,231.17
Jul-18	050 Mid-States Division	1070	009 - WKG Division	009	050.48380	(1,383.08)	0.00	(1,383.08)
Jul-18	050 Mid-States Division	1070	009 - WKG Division	009	050.48415	1,111.16	3.50	1,107.66
Jul-18	050 Mid-States Division	1070	009 - WKG Division	009	050.48419	149,487.94	373.33	149,114.61
Jul-18	050 Mid-States Division	1070	009 - WKG Division	009	050.48451	(480.53)	0.00	(480.53)
Jul-18	050 Mid-States Division	1070	009 - WKG Division	009	050.48455	4,412.66	13.50	4,399.16
Jul-18	050 Mid-States Division	1070	009 - WKG Division	009	050.48489	49,193.90	0.00	49,193.90
Jul-18	050 Mid-States Division	1070	009 - WKG Division	009	050.48514	18,372.70	0.00	18,372.70
Jul-18	050 Mid-States Division	1070	009 - WKG Division	009	050.48569	(1,114.57)	0.00	(1,114.57)
Jul-18	050 Mid-States Division	1070	009 - WKG Division	009	050.48612	7,517.45	27.50	7,489.95
Jul-18	050 Mid-States Division	1070	009 - WKG Division	009	050.48635	13,397.93	47.56	13,350.37
Jul-18	050 Mid-States Division	1070	009 - WKG Division	009	050.48639	1,977.49	7.23	1,970.16
Jul-18	050 Mid-States Division	1070	009 - WKG Division	009	050.48640	3,084.49	11.28	3,073.21
Jul-18	050 Mid-States Division	1070	009 - WKG Division	009	050.48650	3,964.60	14.50	3,950.10
Jul-18	050 Mid-States Division	1070	009 - WKG Division	009	050.48652	793.22	2.90	790.32
Jul-18	050 Mid-States Division	1070	009 - WKG Division	009	050.48731	16,161.11	19.62	16,141.49
Jul-18	050 Mid-States Division	1070	009 - WKG Division	009	050.48754	14,420.83	17.51	14,403.32
Jul-18	050 Mid-States Division	1070	009 - WKG Division	009	050.48765	30,486.72	111.52	30,375.20
Jul-18	050 Mid-States Division	1070	009 - WKG Division	009	050.48768	28,534.68	49.86	28,484.82
Jul-18	050 Mid-States Division	1070	009 - WKG Division	009	050.48775	1,102.40	1.34	1,101.06
Jul-18	050 Mid-States Division	1070	009 - WKG Division	009	050.48782	967.61	1.17	966.44
Jul-18	050 Mid-States Division	1070	009 - WKG Division	009	050.48793	3,941.44	9.08	3,932.36
Jul-18	050 Mid-States Division	1070	009 - WKG Division	009	050.48803	47,150.81	57.25	47,093.56
Jul-18	050 Mid-States Division	1070	009 - WKG Division	009	050.48856	1,733.38	0.00	1,733.38
Jul-18	050 Mid-States Division	1070	009 - WKG Division	009	050.48862	839.23	0.00	839.23
Jul-18	050 Mid-States Division	1070	009 - WKG Division	009	050.48863	1,831.95	2.22	1,829.73
Jul-18	050 Mid-States Division	1070	009 - WKG Division	009	050.48896	3,260.19	0.00	3,260.19
Jul-18	050 Mid-States Division	1070	009 - WKG Division	009	050.48902	2,211.42	2.70	2,211.42
Jul-18	050 Mid-States Division	1070	009 - WKG Division	009	050.49008	446,581.20	542.26	446,038.94
Jul-18	050 Mid-States Division	1070	009 - WKG Division	009	050.49008	71,952.77	0.00	71,952.77
Jul-18	050 Mid-States Division	1070	009 - WKG Division	009	050.10000	28,664.89	0.00	28,664.89
Jul-18	050 Mid-States Division	1070	091 - Brentwood Division	091	050.10000	(52,702.14)	0.00	(52,702.14)
Jul-18	050 Mid-States Division	1070	091 - Brentwood Division	091	050.10002	20,375.13	0.00	20,375.13
Aug-18	010 Atmos Regulated Shared Services	1070	002 - Dallas Atmos Rate Division	002	010.23302	77,081.34	0.00	77,081.34
Aug-18	010 Atmos Regulated Shared Services	1070	002 - Dallas Atmos Rate Division	002	010.25034	2,900,972.39	0.00	2,900,972.39
Aug-18	010 Atmos Regulated Shared Services	1070	002 - Dallas Atmos Rate Division	002	010.25484	973,166.56	0.00	973,166.56
Aug-18	010 Atmos Regulated Shared Services	1070	002 - Dallas Atmos Rate Division	002	010.25486	296,829.98	0.00	296,829.98
Aug-18	010 Atmos Regulated Shared Services	1070	002 - Dallas Atmos Rate Division	002	010.28080	355,834.06	0.00	355,834.06
Aug-18	010 Atmos Regulated Shared Services	1070	002 - Dallas Atmos Rate Division	002	010.29663	140,669.79	0.00	140,669.79
Aug-18	010 Atmos Regulated Shared Services	1070	002 - Dallas Atmos Rate Division	002	010.29740	936,779.43	0.00	936,779.43
Aug-18	010 Atmos Regulated Shared Services	1070	002 - Dallas Atmos Rate Division	002	010.30327	1,667.37	0.00	1,667.37
Aug-18	010 Atmos Regulated Shared Services	1070	002 - Dallas Atmos Rate Division	002	010.31051	60,401.32	0.00	60,401.32
Aug-18	010 Atmos Regulated Shared Services	1070	002 - Dallas Atmos Rate Division	002	010.31067	358,139.27	0.00	358,139.27
Aug-18	010 Atmos Regulated Shared Services	1070	002 - Dallas Atmos Rate Division	002	010.31276	331,998.41	0.00	331,998.41
Aug-18	010 Atmos Regulated Shared Services	1070	002 - Dallas Atmos Rate Division	002	010.31281	147,629.01	0.00	147,629.01
Aug-18	010 Atmos Regulated Shared Services	1070	002 - Dallas Atmos Rate Division	002	010.31308	116,445.02	0.00	116,445.02
Aug-18	010 Atmos Regulated Shared Services	1070	002 - Dallas Atmos Rate Division	002	010.31313	55,226.66	0.00	55,226.66
Aug-18	010 Atmos Regulated Shared Services	1070	002 - Dallas Atmos Rate Division	002	010.31316	821,263.52	0.00	821,263.52
Aug-18	010 Atmos Regulated Shared Services	1070	002 - Dallas Atmos Rate Division	002	010.31351	517,359.69	0.00	517,359.69
Aug-18	010 Atmos Regulated Shared Services	1070	002 - Dallas Atmos Rate Division	002	010.31381	753,905.19	0.00	753,905.19
Aug-18	010 Atmos Regulated Shared Services	1070	002 - Dallas Atmos Rate Division	002	010.31383	147,572.67	0.00	147,572.67
Aug-18	010 Atmos Regulated Shared Services	1070	002 - Dallas Atmos Rate Division	002	010.31521	85,276.23	0.00	85,276.23
Aug-18	010 Atmos Regulated Shared Services	1070	002 - Dallas Atmos Rate Division	002	010.31522	46,674.13	0.00	46,674.13
Aug-18	010 Atmos Regulated Shared Services	1070	002 - Dallas Atmos Rate Division	002	010.31523	7,091.17	0.00	7,091.17
Aug-18	010 Atmos Regulated Shared Services	1070	002 - Dallas Atmos Rate Division	002	010.31699	327,658.39	0.00	327,658.39
Aug-18	010 Atmos Regulated Shared Services	1070	002 - Dallas Atmos Rate Division	002	010.31764	409,849.25	0.00	409,849.25
Aug-18	010 Atmos Regulated Shared Services	1070	002 - Dallas Atmos Rate Division	002	010.31782	415.70	0.00	415.70
Aug-18	010 Atmos Regulated Shared Services	1070	002 - Dallas Atmos Rate Division	002	010.31791	454,296.54	0.00	454,296.54
Aug-18	010 Atmos Regulated Shared Services	1070	002 - Dallas Atmos Rate Division	002	010.31876	32,470.38	0.00	32,470.38
Aug-18	010 Atmos Regulated Shared Services	1070	002 - Dallas Atmos Rate Division	002	010.31940	1,475,927.24	0.00	1,475,927.24
Aug-18	010 Atmos Regulated Shared Services	1070	002 - Dallas Atmos Rate Division	002	010.32138	943,467.98	0.00	943,467.98
Aug-18	010 Atmos Regulated Shared Services	1070	002 - Dallas Atmos Rate Division	002	010.32145	559,040.66	0.00	559,040.66
Aug-18	010 Atmos Regulated Shared Services	1070	002 - Dallas Atmos Rate Division	002	010.32146	477,617.62	0.00	477,617.62
Aug-18	010 Atmos Regulated Shared Services	1070	002 - Dallas Atmos Rate Division	002	010.32170	266,260.22	0.00	266,260.22
Aug-18	010 Atmos Regulated Shared Services	1070	002 - Dallas Atmos Rate Division	002	010.32190	10,737.37	0.00	10,737.37
Aug-18	010 Atmos Regulated Shared Services	1070	002 - Dallas Atmos Rate Division	002	010.32338	4,951.73	0.00	4,951.73
Aug-18	010 Atmos Regulated Shared Services	1070	002 - Dallas Atmos Rate Division	002	010.32462	68,843.71	0.00	68,843.71
Aug-18	010 Atmos Regulated Shared Services	1070	002 - Dallas Atmos Rate Division	002	010.32473	1,219,820.22	0.00	1,219,820.22
Aug-18	010 Atmos Regulated Shared Services	1070	002 - Dallas Atmos Rate Division	002	010.32474	357,264.97	0.00	357,264.97

Month	Company	Account	Service Area	RD	Project	CWIP Balance	AFUDC	CWIP Bal w/o Afudc
Aug-18	010 Atmos Regulated Shared Services	1070	002 - Dallas Atmos Rate Division	002	010.32575	159,263.01	0.00	159,263.01
Aug-18	010 Atmos Regulated Shared Services	1070	002 - Dallas Atmos Rate Division	002	010.32724	123,839.94	0.00	123,839.94
Aug-18	010 Atmos Regulated Shared Services	1070	002 - Dallas Atmos Rate Division	002	010.32947	2,796.57	0.00	2,796.57
Aug-18	010 Atmos Regulated Shared Services	1070	002 - Dallas Atmos Rate Division	002	010.32948	1,604.86	0.00	1,604.86
Aug-18	010 Atmos Regulated Shared Services	1070	002 - Dallas Atmos Rate Division	002	010.33000	29,682.09	0.00	29,682.09
Aug-18	010 Atmos Regulated Shared Services	1070	002 - Dallas Atmos Rate Division	002	010.33040	342,504.88	0.00	342,504.88
Aug-18	010 Atmos Regulated Shared Services	1070	002 - Dallas Atmos Rate Division	002	010.33184	69,674.35	0.00	69,674.35
Aug-18	010 Atmos Regulated Shared Services	1070	002 - Dallas Atmos Rate Division	002	0H.010.10000	(1,718,989.45)	0.00	(1,718,989.45)
Aug-18	010 Atmos Regulated Shared Services	1070	012 - Call Center Division	012	010.29528	1,668,578.30	0.00	1,668,578.30
Aug-18	010 Atmos Regulated Shared Services	1070	012 - Call Center Division	012	010.30694	39,159.99	0.00	39,159.99
Aug-18	010 Atmos Regulated Shared Services	1070	012 - Call Center Division	012	010.30789	1,885.83	0.00	1,885.83
Aug-18	010 Atmos Regulated Shared Services	1070	012 - Call Center Division	012	010.30859	3,702.05	0.00	3,702.05
Aug-18	010 Atmos Regulated Shared Services	1070	012 - Call Center Division	012	010.31391	87,341.14	0.00	87,341.14
Aug-18	010 Atmos Regulated Shared Services	1070	012 - Call Center Division	012	010.31512	22,861.10	0.00	22,861.10
Aug-18	010 Atmos Regulated Shared Services	1070	012 - Call Center Division	012	010.31515	6,759.27	0.00	6,759.27
Aug-18	010 Atmos Regulated Shared Services	1070	012 - Call Center Division	012	010.31516	3,703.44	0.00	3,703.44
Aug-18	010 Atmos Regulated Shared Services	1070	012 - Call Center Division	012	010.31565	20,620.30	0.00	20,620.30
Aug-18	010 Atmos Regulated Shared Services	1070	012 - Call Center Division	012	010.31715	1,361.07	0.00	1,361.07
Aug-18	010 Atmos Regulated Shared Services	1070	012 - Call Center Division	012	010.31837	24,009.74	0.00	24,009.74
Aug-18	010 Atmos Regulated Shared Services	1070	012 - Call Center Division	012	010.31862	40,519.25	0.00	40,519.25
Aug-18	010 Atmos Regulated Shared Services	1070	012 - Call Center Division	012	010.31863	60,603.42	0.00	60,603.42
Aug-18	010 Atmos Regulated Shared Services	1070	012 - Call Center Division	012	010.31864	102,055.78	0.00	102,055.78
Aug-18	010 Atmos Regulated Shared Services	1070	012 - Call Center Division	012	010.32078	59,427.42	0.00	59,427.42
Aug-18	010 Atmos Regulated Shared Services	1070	012 - Call Center Division	012	010.32092	92,355.74	0.00	92,355.74
Aug-18	010 Atmos Regulated Shared Services	1070	012 - Call Center Division	012	010.32264	1,319,802.68	0.00	1,319,802.68
Aug-18	010 Atmos Regulated Shared Services	1070	012 - Call Center Division	012	010.32385	727,487.94	0.00	727,487.94
Aug-18	010 Atmos Regulated Shared Services	1070	012 - Call Center Division	012	010.32416	252,611.82	0.00	252,611.82
Aug-18	010 Atmos Regulated Shared Services	1070	012 - Call Center Division	012	010.32460	22,491.84	0.00	22,491.84
Aug-18	010 Atmos Regulated Shared Services	1070	012 - Call Center Division	012	010.32556	24,597.65	0.00	24,597.65
Aug-18	010 Atmos Regulated Shared Services	1070	012 - Call Center Division	012	010.32632	142,365.42	0.00	142,365.42
Aug-18	010 Atmos Regulated Shared Services	1070	012 - Call Center Division	012	010.32868	27,354.86	0.00	27,354.86
Aug-18	010 Atmos Regulated Shared Services	1070	012 - Call Center Division	012	010.32897	5,348.43	0.00	5,348.43
Aug-18	010 Atmos Regulated Shared Services	1070	012 - Call Center Division	012	010.32901	1,308.49	0.00	1,308.49
Aug-18	010 Atmos Regulated Shared Services	1070	012 - Call Center Division	012	010.32916	3,160.82	0.00	3,160.82
Aug-18	010 Atmos Regulated Shared Services	1070	012 - Call Center Division	012	010.33034	10,328.22	0.00	10,328.22
Aug-18	010 Atmos Regulated Shared Services	1070	012 - Call Center Division	012	010.33042	6,155.35	0.00	6,155.35
Aug-18	010 Atmos Regulated Shared Services	1070	012 - Call Center Division	012	010.33200	55,137.43	0.00	55,137.43
Aug-18	050 Mid-States Division	1070	009 - WKG Division	009	050.36386	8.95	8.95	0.00
Aug-18	050 Mid-States Division	1070	009 - WKG Division	009	050.42070	0.12	0.12	0.00
Aug-18	050 Mid-States Division	1070	009 - WKG Division	009	050.42322	83,611.19	684.67	82,926.52
Aug-18	050 Mid-States Division	1070	009 - WKG Division	009	050.42995	245,806.39	3,702.03	242,104.36
Aug-18	050 Mid-States Division	1070	009 - WKG Division	009	050.43064	176,839.61	3,557.32	173,282.29
Aug-18	050 Mid-States Division	1070	009 - WKG Division	009	050.44088	64,165.36	349.27	63,816.09
Aug-18	050 Mid-States Division	1070	009 - WKG Division	009	050.44145	9,105,967.56	176,568.53	8,929,399.03
Aug-18	050 Mid-States Division	1070	009 - WKG Division	009	050.45027	14,080.01	19.80	14,060.21
Aug-18	050 Mid-States Division	1070	009 - WKG Division	009	050.45376	1,664,654.25	41,876.64	1,622,777.61
Aug-18	050 Mid-States Division	1070	009 - WKG Division	009	050.45472	(7.34)	0.00	(7.34)
Aug-18	050 Mid-States Division	1070	009 - WKG Division	009	050.45546	35,707.08	575.37	35,131.71
Aug-18	050 Mid-States Division	1070	009 - WKG Division	009	050.45832	44,293.66	277.88	44,015.78
Aug-18	050 Mid-States Division	1070	009 - WKG Division	009	050.46190	(25.98)	12.17	(8.15)
Aug-18	050 Mid-States Division	1070	009 - WKG Division	009	050.46278	28,460.98	574.95	27,886.03
Aug-18	050 Mid-States Division	1070	009 - WKG Division	009	050.46282	1.08	0.01	1.07
Aug-18	050 Mid-States Division	1070	009 - WKG Division	009	050.46442	691,376.26	10,053.20	681,323.06
Aug-18	050 Mid-States Division	1070	009 - WKG Division	009	050.46443	620,488.33	8,820.05	611,668.28
Aug-18	050 Mid-States Division	1070	009 - WKG Division	009	050.46445	227,467.23	4,448.61	223,018.62
Aug-18	050 Mid-States Division	1070	009 - WKG Division	009	050.46454	47,862.37	339.94	47,522.43
Aug-18	050 Mid-States Division	1070	009 - WKG Division	009	050.46455	43,610.22	160.76	43,449.46
Aug-18	050 Mid-States Division	1070	009 - WKG Division	009	050.46537	5,909,687.28	68,522.68	5,841,164.60
Aug-18	050 Mid-States Division	1070	009 - WKG Division	009	050.46611	588,550.39	9,963.61	578,586.78
Aug-18	050 Mid-States Division	1070	009 - WKG Division	009	050.46625	606,333.11	4,956.20	601,376.91
Aug-18	050 Mid-States Division	1070	009 - WKG Division	009	050.46719	115,010.29	2,081.06	112,929.23
Aug-18	050 Mid-States Division	1070	009 - WKG Division	009	050.47032	177,207.31	1,702.41	175,504.90
Aug-18	050 Mid-States Division	1070	009 - WKG Division	009	050.47080	221,234.41	4,824.46	216,409.95
Aug-18	050 Mid-States Division	1070	009 - WKG Division	009	050.47084	1,492.59	0.00	1,492.59
Aug-18	050 Mid-States Division	1070	009 - WKG Division	009	050.47087	224.34	0.82	223.52
Aug-18	050 Mid-States Division	1070	009 - WKG Division	009	050.47093	85,448.09	0.00	85,448.09
Aug-18	050 Mid-States Division	1070	009 - WKG Division	009	050.47096	18,183.95	184.78	17,999.17
Aug-18	050 Mid-States Division	1070	009 - WKG Division	009	050.47168	39,370.94	0.00	39,370.94
Aug-18	050 Mid-States Division	1070	009 - WKG Division	009	050.47184	70,602.94	0.00	70,602.94
Aug-18	050 Mid-States Division	1070	009 - WKG Division	009	050.47190	67,770.02	1,090.61	66,679.41
Aug-18	050 Mid-States Division	1070	009 - WKG Division	009	050.47201	13,870.93	191.29	13,679.64
Aug-18	050 Mid-States Division	1070	009 - WKG Division	009	050.47203	12,206.15	110.05	12,096.10
Aug-18	050 Mid-States Division	1070	009 - WKG Division	009	050.47204	8,034.76	63.32	7,971.44
Aug-18	050 Mid-States Division	1070	009 - WKG Division	009	050.47260	184,715.57	889.57	183,826.00
Aug-18	050 Mid-States Division	1070	009 - WKG Division	009	050.47276	586,939.79	3,383.55	583,556.24
Aug-18	050 Mid-States Division	1070	009 - WKG Division	009	050.47288	3,285.72	0.00	3,285.72
Aug-18	050 Mid-States Division	1070	009 - WKG Division	009	050.47289	3,568.73	0.00	3,568.73
Aug-18	050 Mid-States Division	1070	009 - WKG Division	009	050.47296	78,529.48	0.00	78,529.48
Aug-18	050 Mid-States Division	1070	009 - WKG Division	009	050.47357	33,449.23	158.09	33,291.14
Aug-18	050 Mid-States Division	1070	009 - WKG Division	009	050.47383	598,396.00	4,557.53	593,838.47
Aug-18	050 Mid-States Division	1070	009 - WKG Division	009	050.47482	139,008.02	1,203.15	137,804.87
Aug-18	050 Mid-States Division	1070	009 - WKG Division	009	050.47487	255,846.37	2,286.23	253,560.14
Aug-18	050 Mid-States Division	1070	009 - WKG Division	009	050.47674	9,605.81	79.59	9,526.22
Aug-18	050 Mid-States Division	1070	009 - WKG Division	009	050.47675	62,461.50	289.72	62,171.78
Aug-18	050 Mid-States Division	1070	009 - WKG Division	009	050.47681	46,216.25	0.00	46,216.25
Aug-18	050 Mid-States Division	1070	009 - WKG Division	009	050.47777	18,065.82	234.88	17,830.94
Aug-18	050 Mid-States Division	1070	009 - WKG Division	009	050.47784	37,106.60	240.17	36,866.43
Aug-18	050 Mid-States Division	1070	009 - WKG Division	009	050.47794	317,991.63	2,000.46	315,991.17
Aug-18	050 Mid-States Division	1070	009 - WKG Division	009	050.47866	29,777.09	52.85	29,724.24
Aug-18	050 Mid-States Division	1070	009 - WKG Division	009	050.47885	484,788.22	1,916.40	482,871.82
Aug-18	050 Mid-States Division	1070	009 - WKG Division	009	050.47890	130,761.81	320.86	130,440.95
Aug-18	050 Mid-States Division	1070	009 - WKG Division	009	050.47910	150,651.50	1,031.80	149,619.70
Aug-18	050 Mid-States Division	1070	009 - WKG Division	009	050.47955	1,582.71	5.84	1,576.87
Aug-18	050 Mid-States Division	1070	009 - WKG Division	009	050.47979	74,620.74	516.77	74,103.97
Aug-18	050 Mid-States Division	1070	009 - WKG Division	009	050.48055	15,762.21	0.00	15,762.21
Aug-18	050 Mid-States Division	1070	009 - WKG Division	009	050.48082	5,247.32	7.82	5,239.50
Aug-18	050 Mid-States Division	1070	009 - WKG Division	009	050.48086	25,131.77	229.82	24,901.95
Aug-18	050 Mid-States Division	1070	009 - WKG Division	009	050.48087	410,176.88	2,461.10	407,715.78
Aug-18	050 Mid-States Division	1070	009 - WKG Division	009	050.48091	(6,608.15)	0.00	(6,608.15)
Aug-18	050 Mid-States Division	1070	009 - WKG Division	009	050.48136	52,536.13	185.15	52,350.98
Aug-18	050 Mid-States Division	1070	009 - WKG Division	009	050.48187	9,137.11	8.98	9,128.13
Aug-18	050 Mid-States Division	1070	009 - WKG Division	009	050.48236	3,096.45	3.79	3,092.66
Aug-18	050 Mid-States Division	1070	009 - WKG Division	009	050.48307	275,824.84	886.84	274,938.00
Aug-18	050 Mid-States Division	1070	009 - WKG Division	009	050.48331	13,713.69	120.10	13,593.59
Aug-18	050 Mid-States Division	1070	009 - WKG Division	009	050.48337	395,941.76	2,463.24	393,478.52
Aug-18	050 Mid-States Division	1070	009 - WKG Division	009	050.48369	546,259.98	2,535.57	543,724.41
Aug-18	050 Mid-States Division	1070	009 - WKG Division	009	050.48380	8,817.23	9.07	8,808.16

Month	Company	Account	Service Area	RD	Project	CWIP Balance	AFUDC	CWIP Bal w/o Afudc
Aug-18	050 Mid-States Division	1070	009 - WKG Division	009	050.48419	204,274.16	803.81	203,470.35
Aug-18	050 Mid-States Division	1070	009 - WKG Division	009	050.48451	(480.53)	0.00	(480.53)
Aug-18	050 Mid-States Division	1070	009 - WKG Division	009	050.48489	58,291.29	0.00	58,291.29
Aug-18	050 Mid-States Division	1070	009 - WKG Division	009	050.48514	27,764.16	0.00	27,764.16
Aug-18	050 Mid-States Division	1070	009 - WKG Division	009	050.48569	19,159.03	22.00	19,137.03
Aug-18	050 Mid-States Division	1070	009 - WKG Division	009	050.48612	6,699.51	44.77	6,654.74
Aug-18	050 Mid-States Division	1070	009 - WKG Division	009	050.48635	50,865.24	125.81	50,739.43
Aug-18	050 Mid-States Division	1070	009 - WKG Division	009	050.48639	1,933.70	12.08	1,921.62
Aug-18	050 Mid-States Division	1070	009 - WKG Division	009	050.48731	53,267.35	104.24	53,163.11
Aug-18	050 Mid-States Division	1070	009 - WKG Division	009	050.48754	20,605.30	60.18	20,545.12
Aug-18	050 Mid-States Division	1070	009 - WKG Division	009	050.48765	30,486.72	111.52	30,375.20
Aug-18	050 Mid-States Division	1070	009 - WKG Division	009	050.48768	86,370.93	189.86	86,181.07
Aug-18	050 Mid-States Division	1070	009 - WKG Division	009	050.48775	1,105.09	4.03	1,101.06
Aug-18	050 Mid-States Division	1070	009 - WKG Division	009	050.48782	8,296.96	12.46	8,284.50
Aug-18	050 Mid-States Division	1070	009 - WKG Division	009	050.48793	3,332.58	17.93	3,314.65
Aug-18	050 Mid-States Division	1070	009 - WKG Division	009	050.48803	105,860.18	243.70	105,616.48
Aug-18	050 Mid-States Division	1070	009 - WKG Division	009	050.48828	38,582.29	47.05	38,535.24
Aug-18	050 Mid-States Division	1070	009 - WKG Division	009	050.48863	1,680.33	6.50	1,673.83
Aug-18	050 Mid-States Division	1070	009 - WKG Division	009	050.48902	2,226.34	8.12	2,218.22
Aug-18	050 Mid-States Division	1070	009 - WKG Division	009	050.48906	3,266.89	3.98	3,262.91
Aug-18	050 Mid-States Division	1070	009 - WKG Division	009	050.48994	49,940.35	60.90	49,879.45
Aug-18	050 Mid-States Division	1070	009 - WKG Division	009	050.48995	8,155.39	9.95	8,145.44
Aug-18	050 Mid-States Division	1070	009 - WKG Division	009	050.49008	530,618.98	1,732.58	528,886.40
Aug-18	050 Mid-States Division	1070	009 - WKG Division	009	050.49037	18,023.54	21.98	18,001.56
Aug-18	050 Mid-States Division	1070	009 - WKG Division	009	050.49063	534,534.21	0.00	534,534.21
Aug-18	050 Mid-States Division	1070	009 - WKG Division	009	050.49100	12,966.80	0.00	12,966.80
Aug-18	050 Mid-States Division	1070	009 - WKG Division	009	050.49130	7,153.09	8.72	7,144.37
Aug-18	050 Mid-States Division	1070	009 - WKG Division	009	050.49145	947.45	1.16	946.29
Aug-18	050 Mid-States Division	1070	009 - WKG Division	009	050.49256	10,432.49	0.00	10,432.49
Aug-18	050 Mid-States Division	1070	009 - WKG Division	009	050.49275	11,209.49	13.67	11,195.82
Aug-18	050 Mid-States Division	1070	009 - WKG Division	009	050.49326	103,773.35	0.00	103,773.35
Aug-18	050 Mid-States Division	1070	009 - WKG Division	009	050.49326	(157,246.66)	0.00	(157,246.66)
Aug-18	050 Mid-States Division	1070	009 - WKG Division	009	050.49326	28,664.89	0.00	28,664.89
Aug-18	050 Mid-States Division	1070	091 - Brentwood Division	091	050.10000	\$192,316.40	0.00	192,316.40
Aug-18	050 Mid-States Division	1070	091 - Brentwood Division	091	050.10002	\$20,375.13	0.00	20,375.13
Sep-18	010 Atmos Regulated Shared Services	1070	002 - Dallas Atmos Rate Division	002	010.23302	77,081.34	0.00	77,081.34
Sep-18	010 Atmos Regulated Shared Services	1070	002 - Dallas Atmos Rate Division	002	010.25034	2,891,156.34	0.00	2,891,156.34
Sep-18	010 Atmos Regulated Shared Services	1070	002 - Dallas Atmos Rate Division	002	010.25484	973,166.56	0.00	973,166.56
Sep-18	010 Atmos Regulated Shared Services	1070	002 - Dallas Atmos Rate Division	002	010.25486	296,829.98	0.00	296,829.98
Sep-18	010 Atmos Regulated Shared Services	1070	002 - Dallas Atmos Rate Division	002	010.28080	355,834.06	0.00	355,834.06
Sep-18	010 Atmos Regulated Shared Services	1070	002 - Dallas Atmos Rate Division	002	010.29663	140,669.79	0.00	140,669.79
Sep-18	010 Atmos Regulated Shared Services	1070	002 - Dallas Atmos Rate Division	002	010.29740	1,004,343.03	0.00	1,004,343.03
Sep-18	010 Atmos Regulated Shared Services	1070	002 - Dallas Atmos Rate Division	002	010.30327	1,667.37	0.00	1,667.37
Sep-18	010 Atmos Regulated Shared Services	1070	002 - Dallas Atmos Rate Division	002	010.31051	67,734.71	0.00	67,734.71
Sep-18	010 Atmos Regulated Shared Services	1070	002 - Dallas Atmos Rate Division	002	010.31276	647,316.36	0.00	647,316.36
Sep-18	010 Atmos Regulated Shared Services	1070	002 - Dallas Atmos Rate Division	002	010.31281	344,605.46	0.00	344,605.46
Sep-18	010 Atmos Regulated Shared Services	1070	002 - Dallas Atmos Rate Division	002	010.31313	715,556.80	0.00	715,556.80
Sep-18	010 Atmos Regulated Shared Services	1070	002 - Dallas Atmos Rate Division	002	010.31316	1,612,610.59	0.00	1,612,610.59
Sep-18	010 Atmos Regulated Shared Services	1070	002 - Dallas Atmos Rate Division	002	010.31351	533,965.84	0.00	533,965.84
Sep-18	010 Atmos Regulated Shared Services	1070	002 - Dallas Atmos Rate Division	002	010.31381	753,905.19	0.00	753,905.19
Sep-18	010 Atmos Regulated Shared Services	1070	002 - Dallas Atmos Rate Division	002	010.31383	147,572.67	0.00	147,572.67
Sep-18	010 Atmos Regulated Shared Services	1070	002 - Dallas Atmos Rate Division	002	010.31521	88,146.22	0.00	88,146.22
Sep-18	010 Atmos Regulated Shared Services	1070	002 - Dallas Atmos Rate Division	002	010.31522	143,957.29	0.00	143,957.29
Sep-18	010 Atmos Regulated Shared Services	1070	002 - Dallas Atmos Rate Division	002	010.31523	34,584.14	0.00	34,584.14
Sep-18	010 Atmos Regulated Shared Services	1070	002 - Dallas Atmos Rate Division	002	010.31699	327,592.08	0.00	327,592.08
Sep-18	010 Atmos Regulated Shared Services	1070	002 - Dallas Atmos Rate Division	002	010.31764	569,515.57	0.00	569,515.57
Sep-18	010 Atmos Regulated Shared Services	1070	002 - Dallas Atmos Rate Division	002	010.31782	415.70	0.00	415.70
Sep-18	010 Atmos Regulated Shared Services	1070	002 - Dallas Atmos Rate Division	002	010.31791	468,223.70	0.00	468,223.70
Sep-18	010 Atmos Regulated Shared Services	1070	002 - Dallas Atmos Rate Division	002	010.31876	32,470.38	0.00	32,470.38
Sep-18	010 Atmos Regulated Shared Services	1070	002 - Dallas Atmos Rate Division	002	010.31940	1,355,562.01	0.00	1,355,562.01
Sep-18	010 Atmos Regulated Shared Services	1070	002 - Dallas Atmos Rate Division	002	010.32138	943,369.29	0.00	943,369.29
Sep-18	010 Atmos Regulated Shared Services	1070	002 - Dallas Atmos Rate Division	002	010.32145	559,040.66	0.00	559,040.66
Sep-18	010 Atmos Regulated Shared Services	1070	002 - Dallas Atmos Rate Division	002	010.32146	477,617.62	0.00	477,617.62
Sep-18	010 Atmos Regulated Shared Services	1070	002 - Dallas Atmos Rate Division	002	010.32170	281,683.72	0.00	281,683.72
Sep-18	010 Atmos Regulated Shared Services	1070	002 - Dallas Atmos Rate Division	002	010.32190	10,737.37	0.00	10,737.37
Sep-18	010 Atmos Regulated Shared Services	1070	002 - Dallas Atmos Rate Division	002	010.32338	4,951.73	0.00	4,951.73
Sep-18	010 Atmos Regulated Shared Services	1070	002 - Dallas Atmos Rate Division	002	010.32462	183,575.30	0.00	183,575.30
Sep-18	010 Atmos Regulated Shared Services	1070	002 - Dallas Atmos Rate Division	002	010.32473	1,380,115.40	0.00	1,380,115.40
Sep-18	010 Atmos Regulated Shared Services	1070	002 - Dallas Atmos Rate Division	002	010.32474	749,162.74	0.00	749,162.74
Sep-18	010 Atmos Regulated Shared Services	1070	002 - Dallas Atmos Rate Division	002	010.32575	159,263.01	0.00	159,263.01
Sep-18	010 Atmos Regulated Shared Services	1070	002 - Dallas Atmos Rate Division	002	010.32724	123,839.94	0.00	123,839.94
Sep-18	010 Atmos Regulated Shared Services	1070	002 - Dallas Atmos Rate Division	002	010.32947	312,412.10	0.00	312,412.10
Sep-18	010 Atmos Regulated Shared Services	1070	002 - Dallas Atmos Rate Division	002	010.32948	260,738.90	0.00	260,738.90
Sep-18	010 Atmos Regulated Shared Services	1070	002 - Dallas Atmos Rate Division	002	010.33000	658,278.64	0.00	658,278.64
Sep-18	010 Atmos Regulated Shared Services	1070	002 - Dallas Atmos Rate Division	002	010.33037	379,744.91	0.00	379,744.91
Sep-18	010 Atmos Regulated Shared Services	1070	002 - Dallas Atmos Rate Division	002	010.33040	338,977.81	0.00	338,977.81
Sep-18	010 Atmos Regulated Shared Services	1070	002 - Dallas Atmos Rate Division	002	010.33171	44,657.37	0.00	44,657.37
Sep-18	010 Atmos Regulated Shared Services	1070	002 - Dallas Atmos Rate Division	002	010.33184	68,956.85	0.00	68,956.85
Sep-18	010 Atmos Regulated Shared Services	1070	002 - Dallas Atmos Rate Division	002	010.33441	1,090.22	0.00	1,090.22
Sep-18	010 Atmos Regulated Shared Services	1070	002 - Dallas Atmos Rate Division	002	010.33493	406,376.38	0.00	406,376.38
Sep-18	010 Atmos Regulated Shared Services	1070	002 - Dallas Atmos Rate Division	002	010.33494	881,415.46	0.00	881,415.46
Sep-18	010 Atmos Regulated Shared Services	1070	002 - Dallas Atmos Rate Division	002	050.10000	204.29	0.00	204.29
Sep-18	010 Atmos Regulated Shared Services	1070	012 - Call Center Division	012	010.29528	1,668,578.30	0.00	1,668,578.30
Sep-18	010 Atmos Regulated Shared Services	1070	012 - Call Center Division	012	010.30694	39,159.99	0.00	39,159.99
Sep-18	010 Atmos Regulated Shared Services	1070	012 - Call Center Division	012	010.30789	1,885.83	0.00	1,885.83
Sep-18	010 Atmos Regulated Shared Services	1070	012 - Call Center Division	012	010.30859	3,702.05	0.00	3,702.05
Sep-18	010 Atmos Regulated Shared Services	1070	012 - Call Center Division	012	010.31391	121,021.88	0.00	121,021.88
Sep-18	010 Atmos Regulated Shared Services	1070	012 - Call Center Division	012	010.31565	20,620.30	0.00	20,620.30
Sep-18	010 Atmos Regulated Shared Services	1070	012 - Call Center Division	012	010.31715	1,361.07	0.00	1,361.07
Sep-18	010 Atmos Regulated Shared Services	1070	012 - Call Center Division	012	010.31837	32,968.20	0.00	32,968.20
Sep-18	010 Atmos Regulated Shared Services	1070	012 - Call Center Division	012	010.31862	40,519.25	0.00	40,519.25
Sep-18	010 Atmos Regulated Shared Services	1070	012 - Call Center Division	012	010.32078	64,247.02	0.00	64,247.02
Sep-18	010 Atmos Regulated Shared Services	1070	012 - Call Center Division	012	010.32092	98,682.58	0.00	98,682.58
Sep-18	010 Atmos Regulated Shared Services	1070	012 - Call Center Division	012	010.32264	1,377,895.26	0.00	1,377,895.26
Sep-18	010 Atmos Regulated Shared Services	1070	012 - Call Center Division	012	010.32385	1,173,989.84	0.00	1,173,989.84
Sep-18	010 Atmos Regulated Shared Services	1070	012 - Call Center Division	012	010.32416	252,611.82	0.00	252,611.82
Sep-18	010 Atmos Regulated Shared Services	1070	012 - Call Center Division	012	010.32460	22,491.84	0.00	22,491.84
Sep-18	010 Atmos Regulated Shared Services	1070	012 - Call Center Division	012	010.32632	218,686.74	0.00	218,686.74
Sep-18	010 Atmos Regulated Shared Services	1070	012 - Call Center Division	012	010.32868	42,634.50	0.00	42,634.50
Sep-18	010 Atmos Regulated Shared Services	1070	012 - Call Center Division	012	010.32983	3,466.83	0.00	3,466.83
Sep-18	010 Atmos Regulated Shared Services	1070	012 - Call Center Division	012	010.33034	43,005.44	0.00	43,005.44
Sep-18	010 Atmos Regulated Shared Services	1070	012 - Call Center Division	012	010.33200	54,569.63	0.00	54,569.63
Sep-18	050 Mid-States Division</							

Month	Company	Account	Service Area	RD	Project	CWIP Balance	AFUDC	CWIP Bal w/o Afudc
Sep-18	050 Mid-States Division	1070	009 - WKG Division	009	050.43064	176,839.61	3,557.32	173,282.29
Sep-18	050 Mid-States Division	1070	009 - WKG Division	009	050.44088	64,165.36	349.27	63,816.09
Sep-18	050 Mid-States Division	1070	009 - WKG Division	009	050.44145	10,408,526.68	199,255.82	10,209,270.86
Sep-18	050 Mid-States Division	1070	009 - WKG Division	009	050.45376	1,722,543.64	45,814.55	1,676,729.09
Sep-18	050 Mid-States Division	1070	009 - WKG Division	009	050.45472	(7.34)	0.00	(7.34)
Sep-18	050 Mid-States Division	1070	009 - WKG Division	009	050.45546	35,790.20	658.49	35,131.71
Sep-18	050 Mid-States Division	1070	009 - WKG Division	009	050.46190	(25.98)	12.17	(13.81)
Sep-18	050 Mid-States Division	1070	009 - WKG Division	009	050.46278	28,587.29	641.27	27,946.02
Sep-18	050 Mid-States Division	1070	009 - WKG Division	009	050.46282	1.08	0.01	1.07
Sep-18	050 Mid-States Division	1070	009 - WKG Division	009	050.46442	751,811.95	11,731.03	740,080.92
Sep-18	050 Mid-States Division	1070	009 - WKG Division	009	050.46537	7,217,565.05	83,784.25	7,133,780.80
Sep-18	050 Mid-States Division	1070	009 - WKG Division	009	050.46611	628,518.95	11,378.56	617,140.39
Sep-18	050 Mid-States Division	1070	009 - WKG Division	009	050.46625	656,119.40	6,423.91	649,695.49
Sep-18	050 Mid-States Division	1070	009 - WKG Division	009	050.47032	216,235.83	2,159.82	214,076.01
Sep-18	050 Mid-States Division	1070	009 - WKG Division	009	050.47080	221,234.41	4,824.46	216,409.95
Sep-18	050 Mid-States Division	1070	009 - WKG Division	009	050.47084	1,492.59	0.00	1,492.59
Sep-18	050 Mid-States Division	1070	009 - WKG Division	009	050.47087	224.34	0.82	223.52
Sep-18	050 Mid-States Division	1070	009 - WKG Division	009	050.47093	88,051.48	0.00	88,051.48
Sep-18	050 Mid-States Division	1070	009 - WKG Division	009	050.47096	18,359.04	227.26	18,131.78
Sep-18	050 Mid-States Division	1070	009 - WKG Division	009	050.47203	12,297.23	138.54	12,158.69
Sep-18	050 Mid-States Division	1070	009 - WKG Division	009	050.47276	676,190.23	4,852.05	671,338.18
Sep-18	050 Mid-States Division	1070	009 - WKG Division	009	050.47354	21,583.08	25.09	21,557.99
Sep-18	050 Mid-States Division	1070	009 - WKG Division	009	050.47357	55,904.09	261.97	55,642.12
Sep-18	050 Mid-States Division	1070	009 - WKG Division	009	050.47358	54,002.00	62.78	53,939.22
Sep-18	050 Mid-States Division	1070	009 - WKG Division	009	050.47482	139,399.42	1,526.82	137,872.60
Sep-18	050 Mid-States Division	1070	009 - WKG Division	009	050.47681	44,159.09	105.07	44,054.02
Sep-18	050 Mid-States Division	1070	009 - WKG Division	009	050.47784	37,801.38	327.26	37,474.12
Sep-18	050 Mid-States Division	1070	009 - WKG Division	009	050.47794	388,688.91	2,822.04	385,866.87
Sep-18	050 Mid-States Division	1070	009 - WKG Division	009	050.47866	56,794.99	153.50	56,641.49
Sep-18	050 Mid-States Division	1070	009 - WKG Division	009	050.47885	587,659.24	3,163.21	584,496.03
Sep-18	050 Mid-States Division	1070	009 - WKG Division	009	050.47910	149,975.26	1,381.30	148,593.96
Sep-18	050 Mid-States Division	1070	009 - WKG Division	009	050.47955	1,582.71	5.84	1,576.87
Sep-18	050 Mid-States Division	1070	009 - WKG Division	009	050.47979	154,029.42	782.60	153,246.82
Sep-18	050 Mid-States Division	1070	009 - WKG Division	009	050.48055	15,749.78	0.00	15,749.78
Sep-18	050 Mid-States Division	1070	009 - WKG Division	009	050.48082	5,077.91	19.11	5,058.80
Sep-18	050 Mid-States Division	1070	009 - WKG Division	009	050.48087	407,555.92	3,411.79	404,144.13
Sep-18	050 Mid-States Division	1070	009 - WKG Division	009	050.48091	(6,608.15)	0.00	(6,608.15)
Sep-18	050 Mid-States Division	1070	009 - WKG Division	009	050.48136	111,154.60	375.45	110,779.15
Sep-18	050 Mid-States Division	1070	009 - WKG Division	009	050.48187	8,750.55	29.78	8,720.77
Sep-18	050 Mid-States Division	1070	009 - WKG Division	009	050.48236	2,987.98	10.86	2,977.12
Sep-18	050 Mid-States Division	1070	009 - WKG Division	009	050.48307	373,688.22	1,641.96	372,046.26
Sep-18	050 Mid-States Division	1070	009 - WKG Division	009	050.48337	599,901.78	3,620.99	596,280.79
Sep-18	050 Mid-States Division	1070	009 - WKG Division	009	050.48380	8,434.85	29.13	8,405.72
Sep-18	050 Mid-States Division	1070	009 - WKG Division	009	050.48451	10,770.91	11.96	10,758.95
Sep-18	050 Mid-States Division	1070	009 - WKG Division	009	050.48514	33,674.77	0.00	33,674.77
Sep-18	050 Mid-States Division	1070	009 - WKG Division	009	050.48569	18,343.42	65.60	18,277.82
Sep-18	050 Mid-States Division	1070	009 - WKG Division	009	050.48577	113,229.78	131.64	113,098.14
Sep-18	050 Mid-States Division	1070	009 - WKG Division	009	050.48619	2,047.21	2.38	2,044.83
Sep-18	050 Mid-States Division	1070	009 - WKG Division	009	050.48635	127,055.11	332.66	126,722.45
Sep-18	050 Mid-States Division	1070	009 - WKG Division	009	050.48639	1,966.90	16.61	1,950.29
Sep-18	050 Mid-States Division	1070	009 - WKG Division	009	050.48765	34,839.99	187.47	34,652.52
Sep-18	050 Mid-States Division	1070	009 - WKG Division	009	050.48768	132,970.35	444.86	132,525.49
Sep-18	050 Mid-States Division	1070	009 - WKG Division	009	050.48775	1,871.20	7.49	1,863.71
Sep-18	050 Mid-States Division	1070	009 - WKG Division	009	050.48782	8,006.40	31.41	7,974.99
Sep-18	050 Mid-States Division	1070	009 - WKG Division	009	050.48793	3,184.36	25.51	3,158.85
Sep-18	050 Mid-States Division	1070	009 - WKG Division	009	050.48803	258,439.18	667.23	257,771.95
Sep-18	050 Mid-States Division	1070	009 - WKG Division	009	050.48828	37,230.76	135.19	37,095.57
Sep-18	050 Mid-States Division	1070	009 - WKG Division	009	050.48877	279.25	0.32	278.93
Sep-18	050 Mid-States Division	1070	009 - WKG Division	009	050.48902	3,368.74	14.63	3,354.11
Sep-18	050 Mid-States Division	1070	009 - WKG Division	009	050.49008	2,396,241.90	5,135.31	2,391,106.59
Sep-18	050 Mid-States Division	1070	009 - WKG Division	009	050.49037	101,636.20	161.09	101,475.11
Sep-18	050 Mid-States Division	1070	009 - WKG Division	009	050.49142	159.79	0.19	159.60
Sep-18	050 Mid-States Division	1070	009 - WKG Division	009	050.49189	50.31	0.06	50.25
Sep-18	050 Mid-States Division	1070	009 - WKG Division	009	050.49210	271.89	0.32	271.57
Sep-18	050 Mid-States Division	1070	009 - WKG Division	009	050.49220	4,200.51	4.88	4,195.63
Sep-18	050 Mid-States Division	1070	009 - WKG Division	009	050.49248	1,297.92	1.51	1,296.41
Sep-18	050 Mid-States Division	1070	009 - WKG Division	009	050.49256	16,554.74	0.00	16,554.74
Sep-18	050 Mid-States Division	1070	009 - WKG Division	009	050.49275	10,816.82	39.28	10,777.54
Sep-18	050 Mid-States Division	1070	009 - WKG Division	009	050.49284	13,682.42	15.91	13,666.51
Sep-18	050 Mid-States Division	1070	009 - WKG Division	009	050.49286	12,285.49	14.28	12,271.21
Sep-18	050 Mid-States Division	1070	009 - WKG Division	009	050.49315	48.27	0.06	48.21
Sep-18	050 Mid-States Division	1070	009 - WKG Division	009	050.49316	104.81	0.12	104.69
Sep-18	050 Mid-States Division	1070	009 - WKG Division	009	050.49325	4,741.04	5.51	4,735.53
Sep-18	050 Mid-States Division	1070	009 - WKG Division	009	050.49364	811.62	0.00	811.62
Sep-18	050 Mid-States Division	1070	009 - WKG Division	009	050.49418	1,418.80	1.65	1,417.15
Sep-18	050 Mid-States Division	1070	009 - WKG Division	009	050.49539	1,462.97	1.70	1,461.27
Sep-18	050 Mid-States Division	1070	009 - WKG Division	009	050.17884	(380.21)	0.00	(380.21)
Sep-18	050 Mid-States Division	1070	009 - WKG Division	009	050.10000	28,664.89	0.00	28,664.89
Sep-18	050 Mid-States Division	1070	091 - Brentwood Division	091	050.00015	(30,877.20)	0.00	(30,877.20)
Sep-18	050 Mid-States Division	1070	091 - Brentwood Division	091	050.00016	20,375.13	0.00	20,375.13
Oct-18	010 Atmos Regulated Shared Services	1070	002 - Dallas Atmos Rate Division	002	010.23302	77,081.34	0.00	77,081.34
Oct-18	010 Atmos Regulated Shared Services	1070	002 - Dallas Atmos Rate Division	002	010.25484	973,166.56	0.00	973,166.56
Oct-18	010 Atmos Regulated Shared Services	1070	002 - Dallas Atmos Rate Division	002	010.25486	296,829.98	0.00	296,829.98
Oct-18	010 Atmos Regulated Shared Services	1070	002 - Dallas Atmos Rate Division	002	010.28080	355,834.06	0.00	355,834.06
Oct-18	010 Atmos Regulated Shared Services	1070	002 - Dallas Atmos Rate Division	002	010.29740	1,013,141.76	0.00	1,013,141.76
Oct-18	010 Atmos Regulated Shared Services	1070	002 - Dallas Atmos Rate Division	002	010.30327	1,667.37	0.00	1,667.37
Oct-18	010 Atmos Regulated Shared Services	1070	002 - Dallas Atmos Rate Division	002	010.31051	66,098.09	0.00	66,098.09
Oct-18	010 Atmos Regulated Shared Services	1070	002 - Dallas Atmos Rate Division	002	010.31276	707,742.32	0.00	707,742.32
Oct-18	010 Atmos Regulated Shared Services	1070	002 - Dallas Atmos Rate Division	002	010.31281	344,354.45	0.00	344,354.45
Oct-18	010 Atmos Regulated Shared Services	1070	002 - Dallas Atmos Rate Division	002	010.31313	682,898.71	0.00	682,898.71
Oct-18	010 Atmos Regulated Shared Services	1070	002 - Dallas Atmos Rate Division	002	010.31316	1,693,937.66	0.00	1,693,937.66
Oct-18	010 Atmos Regulated Shared Services	1070	002 - Dallas Atmos Rate Division	002	010.31381	753,905.19	0.00	753,905.19
Oct-18	010 Atmos Regulated Shared Services	1070	002 - Dallas Atmos Rate Division	002	010.31383	147,572.67	0.00	147,572.67
Oct-18	010 Atmos Regulated Shared Services	1070	002 - Dallas Atmos Rate Division	002	010.31521	89,378.65	0.00	89,378.65
Oct-18	010 Atmos Regulated Shared Services	1070	002 - Dallas Atmos Rate Division	002	010.31522	158,530.13	0.00	158,530.13
Oct-18	010 Atmos Regulated Shared Services	1070	002 - Dallas Atmos Rate Division	002	010.31523	34,535.09	0.00	34,535.09
Oct-18	010 Atmos Regulated Shared Services	1070	002 - Dallas Atmos Rate Division	002	010.31699	327,592.08	0.00	327,592.08
Oct-18	010 Atmos Regulated Shared Services	1070	002 - Dallas Atmos Rate Division	002	010.31764	583,210.34	0.00	583,210.34
Oct-18	010 Atmos Regulated Shared Services	1070	002 - Dallas Atmos Rate Division	002	010.31782	415.70	0.00	415.70
Oct-18	010 Atmos Regulated Shared Services	1070	002 - Dallas Atmos Rate Division	002	010.31791	467,671.82	0.00	467,671.82
Oct-18	010 Atmos Regulated Shared Services	1070	002 - Dallas Atmos Rate Division	002	010.31876	32,470.38	0.00	32,470.38
Oct-18	010 Atmos Regulated Shared Services	1070	002 - Dallas Atmos Rate Division	002	010.31940	1,395,735.18	0.00	1,395,735.18
Oct-18	010 Atmos Regulated Shared Services	1070	002 - Dallas Atmos Rate Division	002	010.32138	943,369.29	0.00	943,369.29
Oct-18	010 Atmos Regulated Shared Services	1070	002 - Dallas Atmos Rate Division	002	010.32145	559,040.66	0.00	559,040.66
Oct-18	010 Atmos Regulated Shared Services	1070	002 - Dallas Atmos Rate Division	002	010.32146	477,617.62	0.00	477,617.62
Oct-18	010 Atmos Regulated Shared Services	1070	002 - Dallas Atmos Rate Division	002	010.32190	10,737.37	0.00	10,737.37
Oct-18	010 Atmos Regulated Shared Services	1070	002 - Dallas Atmos Rate Division	002	010.32338	4,951.73	0.00	4,951.73

Month	Company	Account	Service Area	RD	Project	CWIP Balance	AFUDC	CWIP Bal w/o Afudc
Oct-18	010 Atmos Regulated Shared Services	1070	002 - Dallas Atmos Rate Division	002	010.32462	183,575.30	0.00	183,575.30
Oct-18	010 Atmos Regulated Shared Services	1070	002 - Dallas Atmos Rate Division	002	010.32473	1,470,141.03	0.00	1,470,141.03
Oct-18	010 Atmos Regulated Shared Services	1070	002 - Dallas Atmos Rate Division	002	010.32474	768,081.26	0.00	768,081.26
Oct-18	010 Atmos Regulated Shared Services	1070	002 - Dallas Atmos Rate Division	002	010.32575	159,263.01	0.00	159,263.01
Oct-18	010 Atmos Regulated Shared Services	1070	002 - Dallas Atmos Rate Division	002	010.32724	123,839.94	0.00	123,839.94
Oct-18	010 Atmos Regulated Shared Services	1070	002 - Dallas Atmos Rate Division	002	010.32947	316,818.06	0.00	316,818.06
Oct-18	010 Atmos Regulated Shared Services	1070	002 - Dallas Atmos Rate Division	002	010.32948	262,678.98	0.00	262,678.98
Oct-18	010 Atmos Regulated Shared Services	1070	002 - Dallas Atmos Rate Division	002	010.32949	645.04	0.00	645.04
Oct-18	010 Atmos Regulated Shared Services	1070	002 - Dallas Atmos Rate Division	002	010.33000	691,537.98	0.00	691,537.98
Oct-18	010 Atmos Regulated Shared Services	1070	002 - Dallas Atmos Rate Division	002	010.33037	379,744.91	0.00	379,744.91
Oct-18	010 Atmos Regulated Shared Services	1070	002 - Dallas Atmos Rate Division	002	010.33040	338,977.81	0.00	338,977.81
Oct-18	010 Atmos Regulated Shared Services	1070	002 - Dallas Atmos Rate Division	002	010.33171	50,072.17	0.00	50,072.17
Oct-18	010 Atmos Regulated Shared Services	1070	002 - Dallas Atmos Rate Division	002	010.33184	68,956.85	0.00	68,956.85
Oct-18	010 Atmos Regulated Shared Services	1070	002 - Dallas Atmos Rate Division	002	010.33441	1,090.22	0.00	1,090.22
Oct-18	010 Atmos Regulated Shared Services	1070	002 - Dallas Atmos Rate Division	002	010.33493	406,376.38	0.00	406,376.38
Oct-18	010 Atmos Regulated Shared Services	1070	002 - Dallas Atmos Rate Division	002	010.33494	881,415.46	0.00	881,415.46
Oct-18	010 Atmos Regulated Shared Services	1070	002 - Dallas Atmos Rate Division	002	010.33763	158,624.24	0.00	158,624.24
Oct-18	010 Atmos Regulated Shared Services	1070	002 - Dallas Atmos Rate Division	002	010.33909	12,367.27	0.00	12,367.27
Oct-18	010 Atmos Regulated Shared Services	1070	002 - Dallas Atmos Rate Division	002	010.10000	(488,398.63)	0.00	(488,398.63)
Oct-18	010 Atmos Regulated Shared Services	1070	012 - Call Center Division	012	010.29528	1,668,578.30	0.00	1,668,578.30
Oct-18	010 Atmos Regulated Shared Services	1070	012 - Call Center Division	012	010.30694	39,159.89	0.00	39,159.89
Oct-18	010 Atmos Regulated Shared Services	1070	012 - Call Center Division	012	010.30789	1,885.83	0.00	1,885.83
Oct-18	010 Atmos Regulated Shared Services	1070	012 - Call Center Division	012	010.30859	3,702.05	0.00	3,702.05
Oct-18	010 Atmos Regulated Shared Services	1070	012 - Call Center Division	012	010.31391	180,275.57	0.00	180,275.57
Oct-18	010 Atmos Regulated Shared Services	1070	012 - Call Center Division	012	010.31565	20,620.30	0.00	20,620.30
Oct-18	010 Atmos Regulated Shared Services	1070	012 - Call Center Division	012	010.31715	1,361.07	0.00	1,361.07
Oct-18	010 Atmos Regulated Shared Services	1070	012 - Call Center Division	012	010.31837	31,169.42	0.00	31,169.42
Oct-18	010 Atmos Regulated Shared Services	1070	012 - Call Center Division	012	010.32078	64,780.83	0.00	64,780.83
Oct-18	010 Atmos Regulated Shared Services	1070	012 - Call Center Division	012	010.32092	99,758.98	0.00	99,758.98
Oct-18	010 Atmos Regulated Shared Services	1070	012 - Call Center Division	012	010.32264	1,427,632.05	0.00	1,427,632.05
Oct-18	010 Atmos Regulated Shared Services	1070	012 - Call Center Division	012	010.32385	1,186,216.87	0.00	1,186,216.87
Oct-18	010 Atmos Regulated Shared Services	1070	012 - Call Center Division	012	010.32416	252,611.82	0.00	252,611.82
Oct-18	010 Atmos Regulated Shared Services	1070	012 - Call Center Division	012	010.32460	22,491.84	0.00	22,491.84
Oct-18	010 Atmos Regulated Shared Services	1070	012 - Call Center Division	012	010.32632	220,841.88	0.00	220,841.88
Oct-18	010 Atmos Regulated Shared Services	1070	012 - Call Center Division	012	010.32868	42,028.85	0.00	42,028.85
Oct-18	010 Atmos Regulated Shared Services	1070	012 - Call Center Division	012	010.32983	40,243.14	0.00	40,243.14
Oct-18	010 Atmos Regulated Shared Services	1070	012 - Call Center Division	012	010.33034	37,566.17	0.00	37,566.17
Oct-18	010 Atmos Regulated Shared Services	1070	012 - Call Center Division	012	010.33200	54,569.63	0.00	54,569.63
Oct-18	010 Atmos Regulated Shared Services	1070	012 - Call Center Division	012	010.33711	2,504.71	0.00	2,504.71
Oct-18	050 Mid-States Division	1070	009 - WKG Division	009	010.05010000	28,664.89	0.00	28,664.89
Oct-18	050 Mid-States Division	1070	009 - WKG Division	009	050.36386	8.95	8.95	0.00
Oct-18	050 Mid-States Division	1070	009 - WKG Division	009	050.42070	0.12	0.12	0.00
Oct-18	050 Mid-States Division	1070	009 - WKG Division	009	050.42071	16.16	0.00	16.16
Oct-18	050 Mid-States Division	1070	009 - WKG Division	009	050.42322	83,739.58	879.23	82,860.35
Oct-18	050 Mid-States Division	1070	009 - WKG Division	009	050.43064	190,959.74	4,732.41	186,227.33
Oct-18	050 Mid-States Division	1070	009 - WKG Division	009	050.44088	64,165.36	349.27	63,816.09
Oct-18	050 Mid-States Division	1070	009 - WKG Division	009	050.44145	14,187,697.25	277,694.06	13,910,003.19
Oct-18	050 Mid-States Division	1070	009 - WKG Division	009	050.45376	1,840,376.44	57,172.67	1,783,203.77
Oct-18	050 Mid-States Division	1070	009 - WKG Division	009	050.45472	(7.34)	0.00	(7.34)
Oct-18	050 Mid-States Division	1070	009 - WKG Division	009	050.45546	38,746.63	896.10	37,850.53
Oct-18	050 Mid-States Division	1070	009 - WKG Division	009	050.46190	[25.98]	12.17	(38.15)
Oct-18	050 Mid-States Division	1070	009 - WKG Division	009	050.46278	28,751.87	824.04	27,927.83
Oct-18	050 Mid-States Division	1070	009 - WKG Division	009	050.46282	1.08	0.01	1.07
Oct-18	050 Mid-States Division	1070	009 - WKG Division	009	050.46442	760,088.15	16,550.72	743,537.43
Oct-18	050 Mid-States Division	1070	009 - WKG Division	009	050.46537	8,565,696.90	134,113.14	8,431,583.76
Oct-18	050 Mid-States Division	1070	009 - WKG Division	009	050.47080	221,234.41	4,824.46	216,409.95
Oct-18	050 Mid-States Division	1070	009 - WKG Division	009	050.47084	1,492.59	0.00	1,492.59
Oct-18	050 Mid-States Division	1070	009 - WKG Division	009	050.47087	224.34	0.82	223.52
Oct-18	050 Mid-States Division	1070	009 - WKG Division	009	050.47093	88,051.48	0.00	88,051.48
Oct-18	050 Mid-States Division	1070	009 - WKG Division	009	050.47203	12,340.82	217.07	12,123.75
Oct-18	050 Mid-States Division	1070	009 - WKG Division	009	050.47354	21,721.27	163.28	21,557.99
Oct-18	050 Mid-States Division	1070	009 - WKG Division	009	050.47482	140,290.94	2,418.34	137,872.60
Oct-18	050 Mid-States Division	1070	009 - WKG Division	009	050.47681	45,114.57	389.62	44,724.95
Oct-18	050 Mid-States Division	1070	009 - WKG Division	009	050.47784	38,041.55	569.02	37,472.53
Oct-18	050 Mid-States Division	1070	009 - WKG Division	009	050.47866	57,150.48	516.90	56,633.58
Oct-18	050 Mid-States Division	1070	009 - WKG Division	009	050.47885	610,030.40	6,981.78	603,048.62
Oct-18	050 Mid-States Division	1070	009 - WKG Division	009	050.47910	157,101.25	2,360.15	154,741.10
Oct-18	050 Mid-States Division	1070	009 - WKG Division	009	050.47955	8,470.86	37.96	8,432.90
Oct-18	050 Mid-States Division	1070	009 - WKG Division	009	050.48087	409,811.80	6,017.15	403,794.65
Oct-18	050 Mid-States Division	1070	009 - WKG Division	009	050.48091	(6,608.15)	0.00	(6,608.15)
Oct-18	050 Mid-States Division	1070	009 - WKG Division	009	050.48136	133,301.80	1,155.26	132,146.54
Oct-18	050 Mid-States Division	1070	009 - WKG Division	009	050.48187	8,750.55	29.78	8,720.77
Oct-18	050 Mid-States Division	1070	009 - WKG Division	009	050.48307	422,868.58	4,182.08	418,686.50
Oct-18	050 Mid-States Division	1070	009 - WKG Division	009	050.48337	803,721.72	8,098.07	795,623.65
Oct-18	050 Mid-States Division	1070	009 - WKG Division	009	050.48451	10,839.88	80.93	10,758.95
Oct-18	050 Mid-States Division	1070	009 - WKG Division	009	050.48514	33,674.77	0.00	33,674.77
Oct-18	050 Mid-States Division	1070	009 - WKG Division	009	050.48577	114,852.85	859.51	113,993.34
Oct-18	050 Mid-States Division	1070	009 - WKG Division	009	050.48619	3,685.17	20.68	3,664.49
Oct-18	050 Mid-States Division	1070	009 - WKG Division	009	050.48635	202,909.29	1,385.55	201,523.74
Oct-18	050 Mid-States Division	1070	009 - WKG Division	009	050.48639	1,979.48	29.19	1,950.29
Oct-18	050 Mid-States Division	1070	009 - WKG Division	009	050.48765	39,164.93	423.43	38,741.50
Oct-18	050 Mid-States Division	1070	009 - WKG Division	009	050.48775	1,883.17	19.46	1,863.71
Oct-18	050 Mid-States Division	1070	009 - WKG Division	009	050.48793	3,204.72	45.87	3,158.85
Oct-18	050 Mid-States Division	1070	009 - WKG Division	009	050.48803	480,628.68	3,025.79	477,602.89
Oct-18	050 Mid-States Division	1070	009 - WKG Division	009	050.48828	37,230.76	135.19	37,095.57
Oct-18	050 Mid-States Division	1070	009 - WKG Division	009	050.48877	296.27	2.16	294.11
Oct-18	050 Mid-States Division	1070	009 - WKG Division	009	050.49008	2,644,043.58	21,216.92	2,622,826.66
Oct-18	050 Mid-States Division	1070	009 - WKG Division	009	050.49037	103,271.06	814.87	102,456.19
Oct-18	050 Mid-States Division	1070	009 - WKG Division	009	050.49075	494,897.82	1,581.16	493,316.66
Oct-18	050 Mid-States Division	1070	009 - WKG Division	009	050.49142	97,459.04	312.07	97,146.97
Oct-18	050 Mid-States Division	1070	009 - WKG Division	009	050.49146	38,112.16	121.77	37,990.39
Oct-18	050 Mid-States Division	1070	009 - WKG Division	009	050.49147	60,475.78	193.22	60,282.56
Oct-18	050 Mid-States Division	1070	009 - WKG Division	009	050.49189	35,585.89	113.91	35,471.98
Oct-18	050 Mid-States Division	1070	009 - WKG Division	009	050.49190	17,705.31	56.57	17,648.74
Oct-18	050 Mid-States Division	1070	009 - WKG Division	009	050.49193	458,023.90	1,463.35	456,560.55
Oct-18	050 Mid-States Division	1070	009 - WKG Division	009	050.49210	647.46	3.26	644.20
Oct-18	050 Mid-States Division	1070	009 - WKG Division	009	050.49220	205,897.11	676.10	205,221.01
Oct-18	050 Mid-States Division	1070	009 - WKG Division	009	050.49248	1,306.23	9.82	1,296.41
Oct-18	050 Mid-States Division	1070	009 - WKG Division	009	050.49256	16,554.74	0.00	16,554.74
Oct-18	050 Mid-States Division	1070	009 - WKG Division	009	050.49259	39,225.36	125.32	39,100.04
Oct-18	050 Mid-States Division	1070	009 - WKG Division	009	050.49260	5,882.23	18.79	5,863.44
Oct-18	050 Mid-States Division	1070	009 - WKG Division	009	050.49271	27,189.53	0.00	27,189.53
Oct-18	050 Mid-States Division	1070	009 - WKG Division	009	050.49277	205,957.78	658.02	205,299.76
Oct-18	050 Mid-States Division	1070	009 - WKG Division	009	050.49278	152,844.73	488.33	152,356.40
Oct-18	050 Mid-States Division	1070	009 - WKG Division	009	050.49284	13,770.03	103.52	13,666.51
Oct-18	050 Mid-States Division	1070	009 - WKG Division	009	050.49286	12,364.15	92.94	12,271.21
Oct-18	050 Mid-States Division	1070	009 - WKG Division	009	050.49298	63,624.29	203.28	63,421.01

Month	Company	Account	Service Area	RD	Project	CWIP Balance	AFUDC	CWIP Bal w/o Afudc
Oct-18	050 Mid-States Division	1070	009 - WKG Division	009	050.49315	58,029.50	185.61	57,843.89
Oct-18	050 Mid-States Division	1070	009 - WKG Division	009	050.49316	60,702.47	194.39	60,508.08
Oct-18	050 Mid-States Division	1070	009 - WKG Division	009	050.49325	4,771.40	35.87	4,735.53
Oct-18	050 Mid-States Division	1070	009 - WKG Division	009	050.49330	57,468.77	183.61	57,285.16
Oct-18	050 Mid-States Division	1070	009 - WKG Division	009	050.49346	40,561.86	129.59	40,432.27
Oct-18	050 Mid-States Division	1070	009 - WKG Division	009	050.49392	44,815.33	143.18	44,672.15
Oct-18	050 Mid-States Division	1070	009 - WKG Division	009	050.49418	1,427.88	10.73	1,417.15
Oct-18	050 Mid-States Division	1070	009 - WKG Division	009	050.49424	3,836.38	0.00	3,836.38
Oct-18	050 Mid-States Division	1070	009 - WKG Division	009	050.49426	17,038.66	0.00	17,038.66
Oct-18	050 Mid-States Division	1070	009 - WKG Division	009	050.49441	12,706.32	40.60	12,665.72
Oct-18	050 Mid-States Division	1070	009 - WKG Division	009	050.49460	18,435.35	0.00	18,435.35
Oct-18	050 Mid-States Division	1070	009 - WKG Division	009	050.49461	4,622.10	0.00	4,622.10
Oct-18	050 Mid-States Division	1070	009 - WKG Division	009	050.49462	27,664.55	0.00	27,664.55
Oct-18	050 Mid-States Division	1070	009 - WKG Division	009	050.49463	10,294.94	0.00	10,294.94
Oct-18	050 Mid-States Division	1070	009 - WKG Division	009	050.49477	39,225.36	125.32	39,100.04
Oct-18	050 Mid-States Division	1070	009 - WKG Division	009	050.49484	17,439.63	0.00	17,439.63
Oct-18	050 Mid-States Division	1070	009 - WKG Division	009	050.49496	39,225.36	125.32	39,100.04
Oct-18	050 Mid-States Division	1070	009 - WKG Division	009	050.49530	38,113.99	121.77	37,992.22
Oct-18	050 Mid-States Division	1070	009 - WKG Division	009	050.49531	114.28	0.37	113.91
Oct-18	050 Mid-States Division	1070	009 - WKG Division	009	050.49539	1,638.64	11.60	1,627.04
Oct-18	050 Mid-States Division	1070	009 - WKG Division	009	050.49553	1,015.88	3.25	1,012.63
Oct-18	050 Mid-States Division	1070	009 - WKG Division	009	050.49576	2,988.37	9.58	2,988.79
Oct-18	050 Mid-States Division	1070	009 - WKG Division	009	050.49788	6,502.81	0.00	6,502.81
Oct-18	050 Mid-States Division	1070	009 - WKG Division	009	050.49789	24,464.00	0.00	24,464.00
Oct-18	050 Mid-States Division	1070	009 - WKG Division	009	050.49833	560.52	1.79	558.73
Oct-18	050 Mid-States Division	1070	009 - WKG Division	009	050.49837	4,342.24	0.00	4,342.24
Oct-18	050 Mid-States Division	1070	009 - WKG Division	009	050.49839	43.44	0.14	43.30
Oct-18	050 Mid-States Division	1070	009 - WKG Division	009	050.49843	48,720.68	0.00	48,720.68
Oct-18	050 Mid-States Division	1070	009 - WKG Division	009	050.49844	23,984.82	0.00	23,984.82
Oct-18	050 Mid-States Division	1070	009 - WKG Division	009	050.49856	276,299.80	882.76	275,417.04
Oct-18	050 Mid-States Division	1070	009 - WKG Division	009	050.49860	156,503.68	500.02	156,003.66
Oct-18	050 Mid-States Division	1070	009 - WKG Division	009	050.49867	968.53	3.09	965.44
Oct-18	050 Mid-States Division	1070	009 - WKG Division	009	050.49874	491.08	1.57	489.51
Oct-18	050 Mid-States Division	1070	009 - WKG Division	009	050.49876	3,038.34	0.00	3,038.34
Oct-18	050 Mid-States Division	1070	009 - WKG Division	009	050.49907	988.29	3.16	985.13
Oct-18	050 Mid-States Division	1070	009 - WKG Division	009	050.49934	(9,119.77)	0.00	(9,119.77)
Oct-18	050 Mid-States Division	1070	009 - WKG Division	009	050.17884	(168,491.05)	0.00	(168,491.05)
Oct-18	050 Mid-States Division	1070	091 - Brentwood Division	091	08.050.00015	(794,351.11)	0.00	(794,351.11)
Oct-18	050 Mid-States Division	1070	091 - Brentwood Division	091	08.050.00016	20,375.13	0.00	20,375.13
Dec-17	010	1070	002 - Dallas Atmos Rate Division	002	010.10049	(181.29)	0.00	(181.29)
Dec-17	010	1070	002 - Dallas Atmos Rate Division	002	010.23302	77,081.34	0.00	77,081.34
Dec-17	010	1070	002 - Dallas Atmos Rate Division	002	010.25034	2,184,370.71	0.00	2,184,370.71
Dec-17	010	1070	002 - Dallas Atmos Rate Division	002	010.25484	973,166.56	0.00	973,166.56
Dec-17	010	1070	002 - Dallas Atmos Rate Division	002	010.25486	296,829.98	0.00	296,829.98
Dec-17	010	1070	002 - Dallas Atmos Rate Division	002	010.28080	355,834.06	0.00	355,834.06
Dec-17	010	1070	002 - Dallas Atmos Rate Division	002	010.29034	(29.79)	0.00	(29.79)
Dec-17	010	1070	002 - Dallas Atmos Rate Division	002	010.29307	44,293.09	0.00	44,293.09
Dec-17	010	1070	002 - Dallas Atmos Rate Division	002	010.29603	602,679.14	0.00	602,679.14
Dec-17	010	1070	002 - Dallas Atmos Rate Division	002	010.29662	222,407.67	0.00	222,407.67
Dec-17	010	1070	002 - Dallas Atmos Rate Division	002	010.29663	140,669.79	0.00	140,669.79
Dec-17	010	1070	002 - Dallas Atmos Rate Division	002	010.29740	775,574.74	0.00	775,574.74
Dec-17	010	1070	002 - Dallas Atmos Rate Division	002	010.29742	15,977.40	0.00	15,977.40
Dec-17	010	1070	002 - Dallas Atmos Rate Division	002	010.30149	747,612.89	0.00	747,612.89
Dec-17	010	1070	002 - Dallas Atmos Rate Division	002	010.30327	1,667.37	0.00	1,667.37
Dec-17	010	1070	002 - Dallas Atmos Rate Division	002	010.30428	(42.30)	0.00	(42.30)
Dec-17	010	1070	002 - Dallas Atmos Rate Division	002	010.30655	956,095.51	0.00	956,095.51
Dec-17	010	1070	002 - Dallas Atmos Rate Division	002	010.30675	14,477.54	0.00	14,477.54
Dec-17	010	1070	002 - Dallas Atmos Rate Division	002	010.31028	18,358.09	0.00	18,358.09
Dec-17	010	1070	002 - Dallas Atmos Rate Division	002	010.31044	6,493.57	0.00	6,493.57
Dec-17	010	1070	002 - Dallas Atmos Rate Division	002	010.31051	5,715.98	0.00	5,715.98
Dec-17	010	1070	002 - Dallas Atmos Rate Division	002	010.31067	270,636.09	0.00	270,636.09
Dec-17	010	1070	002 - Dallas Atmos Rate Division	002	010.31276	46,737.92	0.00	46,737.92
Dec-17	010	1070	002 - Dallas Atmos Rate Division	002	010.31308	11,746.04	0.00	11,746.04
Dec-17	010	1070	002 - Dallas Atmos Rate Division	002	010.31313	6,978.33	0.00	6,978.33
Dec-17	010	1070	002 - Dallas Atmos Rate Division	002	010.31316	34,771.54	0.00	34,771.54
Dec-17	010	1070	002 - Dallas Atmos Rate Division	002	010.31317	2,160.28	0.00	2,160.28
Dec-17	010	1070	002 - Dallas Atmos Rate Division	002	010.31351	162,855.62	0.00	162,855.62
Dec-17	010	1070	002 - Dallas Atmos Rate Division	002	010.31381	671,796.78	0.00	671,796.78
Dec-17	010	1070	002 - Dallas Atmos Rate Division	002	010.31383	147,572.67	0.00	147,572.67
Dec-17	010	1070	002 - Dallas Atmos Rate Division	002	010.31521	16,339.55	0.00	16,339.55
Dec-17	010	1070	002 - Dallas Atmos Rate Division	002	010.31522	4,380.83	0.00	4,380.83
Dec-17	010	1070	002 - Dallas Atmos Rate Division	002	010.31764	283,587.31	0.00	283,587.31
Dec-17	010	1070	002 - Dallas Atmos Rate Division	002	010.31782	137,656.68	0.00	137,656.68
Dec-17	010	1070	002 - Dallas Atmos Rate Division	002	08.010.10000	204.29	0.00	204.29
Dec-17	010	1070	002005	002	010.10049	181.29	0.00	181.29
Dec-17	010	1070	012 - Call Center Division	012	010.29528	1,642,913.98	0.00	1,642,913.98
Dec-17	010	1070	012 - Call Center Division	012	010.29921	85,587.78	0.00	85,587.78
Dec-17	010	1070	012 - Call Center Division	012	010.30694	15,621.15	0.00	15,621.15
Dec-17	010	1070	012 - Call Center Division	012	010.30789	1,805.82	0.00	1,805.82
Dec-17	010	1070	012 - Call Center Division	012	010.30859	3,702.05	0.00	3,702.05
Dec-17	010	1070	012 - Call Center Division	012	010.31391	7,122.97	0.00	7,122.97
Dec-17	010	1070	012 - Call Center Division	012	010.31496	9,016.19	0.00	9,016.19
Dec-17	010	1070	012 - Call Center Division	012	010.31516	3,703.44	0.00	3,703.44
Dec-17	010	1070	012 - Call Center Division	012	010.31517	9,560.68	0.00	9,560.68
Dec-17	010	1070	012 - Call Center Division	012	010.31565	2,238.51	0.00	2,238.51
Dec-17	010	1070	012 - Call Center Division	012	010.31715	1,361.07	0.00	1,361.07
Dec-17	050	1070	009 - WKG Division	009	050.18740	(38,411.05)	0.00	(38,411.05)
Dec-17	050	1070	009 - WKG Division	009	050.18869	(1,135.00)	0.00	(1,135.00)
Dec-17	050	1070	009 - WKG Division	009	050.18933	(21,663.43)	0.00	(21,663.43)
Dec-17	050	1070	009 - WKG Division	009	050.18970	(28,080.32)	0.00	(28,080.32)
Dec-17	050	1070	009 - WKG Division	009	050.19034	(8,318.51)	0.00	(8,318.51)
Dec-17	050	1070	009 - WKG Division	009	050.19035	(6,250.80)	0.00	(6,250.80)
Dec-17	050	1070	009 - WKG Division	009	050.19039	(10,000.00)	0.00	(10,000.00)
Dec-17	050	1070	009 - WKG Division	009	050.20249	(36,578.06)	0.00	(36,578.06)
Dec-17	050	1070	009 - WKG Division	009	050.20250	(17,261.26)	0.00	(17,261.26)
Dec-17	050	1070	009 - WKG Division	009	050.20440	(3,550.00)	0.00	(3,550.00)
Dec-17	050	1070	009 - WKG Division	009	050.20497	(1,575.00)	0.00	(1,575.00)
Dec-17	050	1070	009 - WKG Division	009	050.20713	(9,670.00)	0.00	(9,670.00)
Dec-17	050	1070	009 - WKG Division	009	050.20977	(42,172.16)	0.00	(42,172.16)
Dec-17	050	1070	009 - WKG Division	009	050.21777	(4,575.00)	0.00	(4,575.00)
Dec-17	050	1070	009 - WKG Division	009	050.22023	(7,080.00)	0.00	(7,080.00)
Dec-17	050	1070	009 - WKG Division	009	050.22206	(5,290.00)	0.00	(5,290.00)
Dec-17	050	1070	009 - WKG Division	009	050.36386	8.95	0.00	8.95
Dec-17	050	1070	009 - WKG Division	009	050.42070	0.12	0.00	0.12
Dec-17	050	1070	009 - WKG Division	009	050.42071	436.59	1.30	435.29
Dec-17	050	1070	009 - WKG Division	009	050.42322	81,638.33	483.16	81,155.17
Dec-17	050	1070	009 - WKG Division	009	050.42995	139,206.00	965.71	138,240.29

Month	Company	Account	Service Area	RD	Project	CWIP Balance	AFUDC	CWIP Bal w/o Afudc
Dec-17 050		1070 009 - WKG Division		009	050.43064	175,925.81	2,696.80	173,229.01
Dec-17 050		1070 009 - WKG Division		009	050.44080	5,886,096.73	51,843.32	5,834,253.41
Dec-17 050		1070 009 - WKG Division		009	050.44088	64,165.36	349.27	63,816.09
Dec-17 050		1070 009 - WKG Division		009	050.44133	9,807,993.21	86,261.53	9,721,731.68
Dec-17 050		1070 009 - WKG Division		009	050.44145	4,875,778.22	59,145.10	4,816,633.12
Dec-17 050		1070 009 - WKG Division		009	050.44561	(4,055.84)	9.09	(4,064.93)
Dec-17 050		1070 009 - WKG Division		009	050.44722	67.47	0.14	67.33
Dec-17 050		1070 009 - WKG Division		009	050.45027	819.90	1.63	818.27
Dec-17 050		1070 009 - WKG Division		009	050.45376	1,424,854.48	12,135.80	1,412,718.68
Dec-17 050		1070 009 - WKG Division		009	050.45449	12,559.70	22.79	12,536.91
Dec-17 050		1070 009 - WKG Division		009	050.45457	9,834.90	33.09	9,801.81
Dec-17 050		1070 009 - WKG Division		009	050.45472	(7.34)	0.00	(7.34)
Dec-17 050		1070 009 - WKG Division		009	050.45523	219,738.75	1,199.75	218,539.00
Dec-17 050		1070 009 - WKG Division		009	050.45546	22,198.29	97.89	22,100.40
Dec-17 050		1070 009 - WKG Division		009	050.45563	319,643.89	3,126.35	316,517.54
Dec-17 050		1070 009 - WKG Division		009	050.45564	343,583.73	2,982.68	340,601.05
Dec-17 050		1070 009 - WKG Division		009	050.45572	6,832.71	47.70	6,785.01
Dec-17 050		1070 009 - WKG Division		009	050.45832	36,503.85	179.56	36,324.29
Dec-17 050		1070 009 - WKG Division		009	050.45839	17,299.18	31.16	17,268.02
Dec-17 050		1070 009 - WKG Division		009	050.45996	104,079.25	178.38	103,900.87
Dec-17 050		1070 009 - WKG Division		009	050.46079	1,057,510.49	7,990.47	1,049,520.02
Dec-17 050		1070 009 - WKG Division		009	050.46190	(25.98)	12.17	(38.15)
Dec-17 050		1070 009 - WKG Division		009	050.46206	34,242.79	246.13	33,996.66
Dec-17 050		1070 009 - WKG Division		009	050.46278	24,776.86	195.96	24,580.90
Dec-17 050		1070 009 - WKG Division		009	050.46282	1.08	0.01	1.07
Dec-17 050		1070 009 - WKG Division		009	050.46333	8,284.75	20.20	8,264.55
Dec-17 050		1070 009 - WKG Division		009	050.46442	293,652.11	1,059.90	292,592.21
Dec-17 050		1070 009 - WKG Division		009	050.46443	564,550.68	1,637.19	562,913.49
Dec-17 050		1070 009 - WKG Division		009	050.46444	172,693.57	629.36	172,064.21
Dec-17 050		1070 009 - WKG Division		009	050.46445	175,827.44	646.48	175,180.96
Dec-17 050		1070 009 - WKG Division		009	050.46454	38,214.44	119.81	38,094.63
Dec-17 050		1070 009 - WKG Division		009	050.46471	41,290.47	221.68	41,068.79
Dec-17 050		1070 009 - WKG Division		009	050.46504	409,081.81	1,899.48	407,188.33
Dec-17 050		1070 009 - WKG Division		009	050.46525	109,995.17	561.37	109,433.80
Dec-17 050		1070 009 - WKG Division		009	050.46526	1,405.18	9.18	1,396.00
Dec-17 050		1070 009 - WKG Division		009	050.46537	1,977,857.22	5,939.51	1,971,917.71
Dec-17 050		1070 009 - WKG Division		009	050.46587	13,782.06	86.87	13,695.19
Dec-17 050		1070 009 - WKG Division		009	050.46588	307,067.64	1,096.80	305,970.84
Dec-17 050		1070 009 - WKG Division		009	050.46591	135,352.79	568.52	134,784.27
Dec-17 050		1070 009 - WKG Division		009	050.46611	251,399.54	996.98	250,402.56
Dec-17 050		1070 009 - WKG Division		009	050.46613	640,664.81	2,999.91	637,664.90
Dec-17 050		1070 009 - WKG Division		009	050.46625	148,066.22	567.35	147,498.87
Dec-17 050		1070 009 - WKG Division		009	050.46632	31,641.18	59.42	31,581.76
Dec-17 050		1070 009 - WKG Division		009	050.46635	160,720.05	618.73	160,101.32
Dec-17 050		1070 009 - WKG Division		009	050.46636	193,185.27	681.79	192,503.48
Dec-17 050		1070 009 - WKG Division		009	050.46640	161,921.22	440.23	161,480.99
Dec-17 050		1070 009 - WKG Division		009	050.46665	292,896.47	913.11	291,983.36
Dec-17 050		1070 009 - WKG Division		009	050.46687	3,635.09	12.82	3,622.27
Dec-17 050		1070 009 - WKG Division		009	050.46719	76,162.01	113.88	76,048.13
Dec-17 050		1070 009 - WKG Division		009	050.46737	601,986.69	1,839.07	600,147.62
Dec-17 050		1070 009 - WKG Division		009	050.46743	76,109.03	158.32	75,950.71
Dec-17 050		1070 009 - WKG Division		009	050.46925	11,869.83	43.74	11,826.09
Dec-17 050		1070 009 - WKG Division		009	050.47032	18,280.94	28.01	18,252.93
Dec-17 050		1070 009 - WKG Division		009	050.47033	5,951.63	18.66	5,932.97
Dec-17 050		1070 009 - WKG Division		009	050.47047	8,326.58	36.04	8,290.54
Dec-17 050		1070 009 - WKG Division		009	050.47080	202,110.19	736.57	201,373.62
Dec-17 050		1070 009 - WKG Division		009	050.47084	1,492.59	0.00	1,492.59
Dec-17 050		1070 009 - WKG Division		009	050.47096	3,716.41	11.65	3,704.76
Dec-17 050		1070 009 - WKG Division		009	050.47098	3,069.10	13.04	3,056.06
Dec-17 050		1070 009 - WKG Division		009	050.47099	(339.01)	0.55	(339.56)
Dec-17 050		1070 009 - WKG Division		009	050.47102	164,427.16	311.76	164,115.40
Dec-17 050		1070 009 - WKG Division		009	050.47133	25,839.63	29.31	25,810.32
Dec-17 050		1070 009 - WKG Division		009	050.47136	801.70	2.92	798.78
Dec-17 050		1070 009 - WKG Division		009	050.47168	13,776.49	0.00	13,776.49
Dec-17 050		1070 009 - WKG Division		009	050.47169	203,874.02	331.21	203,542.81
Dec-17 050		1070 009 - WKG Division		009	050.47180	7,181.33	0.00	7,181.33
Dec-17 050		1070 009 - WKG Division		009	050.47183	5,892.02	0.00	5,892.02
Dec-17 050		1070 009 - WKG Division		009	050.47184	24,421.30	0.00	24,421.30
Dec-17 050		1070 009 - WKG Division		009	050.47185	23,365.31	0.00	23,365.31
Dec-17 050		1070 009 - WKG Division		009	050.47188	5,104.13	0.00	5,104.13
Dec-17 050		1070 009 - WKG Division		009	050.47199	4,761.49	0.00	4,761.49
Dec-17 050		1070 009 - WKG Division		009	050.47200	41,641.75	0.00	41,641.75
Dec-17 050		1070 009 - WKG Division		009	050.47201	2,108.84	2.49	2,106.35
Dec-17 050		1070 009 - WKG Division		009	050.47221	187.05	0.22	186.83
Dec-17 050		1070 009 - WKG Division		009	050.47222	5,886.44	21.45	5,864.99
Dec-17 050		1070 009 - WKG Division		009	050.47223	7,484.44	8.85	7,475.59
Dec-17 050		1070 009 - WKG Division		009	050.47225	1,770.92	0.00	1,770.92
Dec-17 050		1070 009 - WKG Division		009	050.47240	(253.01)	0.00	(253.01)
Dec-17 050		1070 009 - WKG Division		009	050.47282	6,501.92	7.68	6,494.24
Dec-17 050		1070 009 - WKG Division		009	050.47288	1,461.83	0.00	1,461.83
Dec-17 050		1070 009 - WKG Division		009	050.47289	1,681.30	0.00	1,681.30
Dec-17 050		1070 009 - WKG Division		009	050.47295	17,784.08	27.41	17,756.67
Dec-17 050		1070 009 - WKG Division		009	050.47296	24,093.76	0.00	24,093.76
Dec-17 050		1070 009 - WKG Division		009	050.47299	1,775.76	3.52	1,772.24
Dec-17 050		1070 009 - WKG Division		009	050.47342	26,080.28	66.06	26,014.22
Dec-17 050		1070 009 - WKG Division		009	050.47343	3,027.09	3.58	3,023.51
Dec-17 050		1070 009 - WKG Division		009	050.47376	40,703.66	48.11	40,655.55
Dec-17 050		1070 009 - WKG Division		009	050.47382	2,107.07	2.49	2,104.58
Dec-17 050		1070 009 - WKG Division		009	050.47383	20,284.52	23.98	20,260.54
Dec-17 050		1070 009 - WKG Division		009	050.47396	6,885.41	8.24	6,877.17
Dec-17 050		1070 009 - WKG Division		009	050.47461	1,115.41	0.00	1,115.41
Dec-17 050		1070 009 - WKG Division		009	050.47479	1,139.15	1.35	1,137.80
Dec-17 050		1070 009 - WKG Division		009	050.47487	16,276.02	19.24	16,256.78
Dec-17 050		1070 009 - WKG Division		009	0H.050.10000	28,664.89	0.00	28,664.89
Dec-17 050		1070 009 - WKG Division		009	0H.050.17884	(380.21)	0.00	(380.21)
Dec-17 050		1070 009500		009	050.18740	38,411.05	0.00	38,411.05
Dec-17 050		1070 009500		009	050.18933	21,663.43	0.00	21,663.43
Dec-17 050		1070 009500		009	050.18970	28,060.32	0.00	28,060.32
Dec-17 050		1070 009500		009	050.19034	8,318.51	0.00	8,318.51
Dec-17 050		1070 009500		009	050.19035	6,250.80	0.00	6,250.80
Dec-17 050		1070 009530		009	050.22206	5,290.00	0.00	5,290.00
Dec-17 050		1070 009532		009	050.19039	10,000.00	0.00	10,000.00
Dec-17 050		1070 009545		009	050.18869	1,135.00	0.00	1,135.00
Dec-17 050		1070 009550		009	050.20713	9,670.00	0.00	9,670.00
Dec-17 050		1070 009550		009	050.20977	42,172.16	0.00	42,172.16
Dec-17 050		1070 009570		009	050.20440	3,550.00	0.00	3,550.00
Dec-17 050		1070 009580		009	050.20249	36,578.06	0.00	36,578.06

Month	Company	Account	Service Area	RD	Project	CWIP Balance	AFUDC	CWIP Bal w/o Afudc
Dec-17 050		1070 009580		009	050.20250	17,261.26	0.00	17,261.26
Dec-17 050		1070 009580		009	050.20497	1,575.00	0.00	1,575.00
Dec-17 050		1070 009580		009	050.22023	7,080.00	0.00	7,080.00
Dec-17 050		1070 009587		009	050.21777	4,575.00	0.00	4,575.00
Dec-17 050		1070 091 - Brentwood Division		091	050.47593	4,268.43	0.00	4,268.43
Dec-17 050		1070 091 - Brentwood Division		091	0H.050.10000	(30,877.20)	0.00	(30,877.20)
Dec-17 050		1070 091 - Brentwood Division		091	0H.050.10002	20,375.13	0.00	20,375.13
Jan-18 010		1070 002 - Dallas Atmos Rate Division		002	010.23902	77,081.34	0.00	77,081.34
Jan-18 010		1070 002 - Dallas Atmos Rate Division		002	010.25034	2,254,270.33	0.00	2,254,270.33
Jan-18 010		1070 002 - Dallas Atmos Rate Division		002	010.25484	973,166.56	0.00	973,166.56
Jan-18 010		1070 002 - Dallas Atmos Rate Division		002	010.25486	296,829.98	0.00	296,829.98
Jan-18 010		1070 002 - Dallas Atmos Rate Division		002	010.28080	355,834.06	0.00	355,834.06
Jan-18 010		1070 002 - Dallas Atmos Rate Division		002	010.29307	44,328.85	0.00	44,328.85
Jan-18 010		1070 002 - Dallas Atmos Rate Division		002	010.29603	658,654.90	0.00	658,654.90
Jan-18 010		1070 002 - Dallas Atmos Rate Division		002	010.29662	222,407.67	0.00	222,407.67
Jan-18 010		1070 002 - Dallas Atmos Rate Division		002	010.29663	140,669.79	0.00	140,669.79
Jan-18 010		1070 002 - Dallas Atmos Rate Division		002	010.29740	774,992.56	0.00	774,992.56
Jan-18 010		1070 002 - Dallas Atmos Rate Division		002	010.29742	15,977.40	0.00	15,977.40
Jan-18 010		1070 002 - Dallas Atmos Rate Division		002	010.30149	747,612.89	0.00	747,612.89
Jan-18 010		1070 002 - Dallas Atmos Rate Division		002	010.30927	1,667.37	0.00	1,667.37
Jan-18 010		1070 002 - Dallas Atmos Rate Division		002	010.30655	959,342.71	0.00	959,342.71
Jan-18 010		1070 002 - Dallas Atmos Rate Division		002	010.31051	20,936.26	0.00	20,936.26
Jan-18 010		1070 002 - Dallas Atmos Rate Division		002	010.31067	280,587.38	0.00	280,587.38
Jan-18 010		1070 002 - Dallas Atmos Rate Division		002	010.31276	61,078.33	0.00	61,078.33
Jan-18 010		1070 002 - Dallas Atmos Rate Division		002	010.31308	11,746.04	0.00	11,746.04
Jan-18 010		1070 002 - Dallas Atmos Rate Division		002	010.31313	7,159.48	0.00	7,159.48
Jan-18 010		1070 002 - Dallas Atmos Rate Division		002	010.31316	35,798.05	0.00	35,798.05
Jan-18 010		1070 002 - Dallas Atmos Rate Division		002	010.31317	2,985.42	0.00	2,985.42
Jan-18 010		1070 002 - Dallas Atmos Rate Division		002	010.31351	202,395.33	0.00	202,395.33
Jan-18 010		1070 002 - Dallas Atmos Rate Division		002	010.51381	671,796.78	0.00	671,796.78
Jan-18 010		1070 002 - Dallas Atmos Rate Division		002	010.51383	147,572.67	0.00	147,572.67
Jan-18 010		1070 002 - Dallas Atmos Rate Division		002	010.31489	5,771.89	0.00	5,771.89
Jan-18 010		1070 002 - Dallas Atmos Rate Division		002	010.31521	32,521.36	0.00	32,521.36
Jan-18 010		1070 002 - Dallas Atmos Rate Division		002	010.31522	4,740.12	0.00	4,740.12
Jan-18 010		1070 002 - Dallas Atmos Rate Division		002	010.31699	163,378.60	0.00	163,378.60
Jan-18 010		1070 002 - Dallas Atmos Rate Division		002	010.31764	283,587.31	0.00	283,587.31
Jan-18 010		1070 002 - Dallas Atmos Rate Division		002	010.31782	137,656.68	0.00	137,656.68
Jan-18 010		1070 002 - Dallas Atmos Rate Division		002	010.31791	99,976.10	0.00	99,976.10
Jan-18 010		1070 002 - Dallas Atmos Rate Division		002	010.31876	33,220.45	0.00	33,220.45
Jan-18 010		1070 002 - Dallas Atmos Rate Division		002	010.31940	331,574.11	0.00	331,574.11
Jan-18 010		1070 002 - Dallas Atmos Rate Division		002	0H.010.10000	(3,143,214.95)	0.00	(3,143,214.95)
Jan-18 010		1070 012 - Call Center Division		012	010.29528	1,654,143.65	0.00	1,654,143.65
Jan-18 010		1070 012 - Call Center Division		012	010.29921	85,587.78	0.00	85,587.78
Jan-18 010		1070 012 - Call Center Division		012	010.30694	15,621.15	0.00	15,621.15
Jan-18 010		1070 012 - Call Center Division		012	010.30789	1,805.82	0.00	1,805.82
Jan-18 010		1070 012 - Call Center Division		012	010.30859	3,702.05	0.00	3,702.05
Jan-18 010		1070 012 - Call Center Division		012	010.31391	7,254.36	0.00	7,254.36
Jan-18 010		1070 012 - Call Center Division		012	010.31512	8,983.28	0.00	8,983.28
Jan-18 010		1070 012 - Call Center Division		012	010.31516	3,703.44	0.00	3,703.44
Jan-18 010		1070 012 - Call Center Division		012	010.31517	9,560.68	0.00	9,560.68
Jan-18 010		1070 012 - Call Center Division		012	010.31565	2,238.51	0.00	2,238.51
Jan-18 010		1070 012 - Call Center Division		012	010.31715	1,361.07	0.00	1,361.07
Jan-18 010		1070 012 - Call Center Division		012	010.31837	11,391.29	0.00	11,391.29
Jan-18 050		1070 009 - WKG Division		009	050.36386	8.95	8.95	(0.00)
Jan-18 050		1070 009 - WKG Division		009	050.42070	0.12	0.12	0.00
Jan-18 050		1070 009 - WKG Division		009	050.42071	436.59	1.30	435.29
Jan-18 050		1070 009 - WKG Division		009	050.42322	81,638.33	483.16	81,155.17
Jan-18 050		1070 009 - WKG Division		009	050.42995	139,206.00	965.71	138,240.29
Jan-18 050		1070 009 - WKG Division		009	050.43064	175,925.81	2,696.80	173,229.01
Jan-18 050		1070 009 - WKG Division		009	050.44088	64,165.36	349.27	63,816.09
Jan-18 050		1070 009 - WKG Division		009	050.44133	10,345,999.06	109,442.77	10,236,556.29
Jan-18 050		1070 009 - WKG Division		009	050.44145	5,078,935.94	70,581.02	5,008,354.92
Jan-18 050		1070 009 - WKG Division		009	050.44561	18,514.91	25.82	18,489.09
Jan-18 050		1070 009 - WKG Division		009	050.44722	67.47	0.14	67.33
Jan-18 050		1070 009 - WKG Division		009	050.45027	819.90	1.63	818.27
Jan-18 050		1070 009 - WKG Division		009	050.45376	1,477,973.96	15,472.05	1,461,901.91
Jan-18 050		1070 009 - WKG Division		009	050.45449	12,855.13	52.14	12,802.99
Jan-18 050		1070 009 - WKG Division		009	050.45472	(7.34)	0.00	(7.34)
Jan-18 050		1070 009 - WKG Division		009	050.45523	230,530.25	1,718.13	228,812.12
Jan-18 050		1070 009 - WKG Division		009	050.45546	22,198.29	97.89	22,100.40
Jan-18 050		1070 009 - WKG Division		009	050.45563	320,379.15	3,861.61	316,517.54
Jan-18 050		1070 009 - WKG Division		009	050.45564	344,374.13	3,773.03	340,601.05
Jan-18 050		1070 009 - WKG Division		009	050.45572	6,848.44	63.43	6,785.01
Jan-18 050		1070 009 - WKG Division		009	050.45832	36,503.85	179.56	36,324.29
Jan-18 050		1070 009 - WKG Division		009	050.46079	1,076,843.57	10,445.08	1,066,398.49
Jan-18 050		1070 009 - WKG Division		009	050.46190	(25.98)	12.17	(38.15)
Jan-18 050		1070 009 - WKG Division		009	050.46278	24,833.87	252.97	24,580.90
Jan-18 050		1070 009 - WKG Division		009	050.46282	1.08	0.01	1.07
Jan-18 050		1070 009 - WKG Division		009	050.46333	8,208.09	39.24	8,168.85
Jan-18 050		1070 009 - WKG Division		009	050.46442	320,976.45	1,768.57	319,207.88
Jan-18 050		1070 009 - WKG Division		009	050.46443	585,864.76	2,964.43	582,900.33
Jan-18 050		1070 009 - WKG Division		009	050.46444	180,413.98	1,036.45	179,377.53
Jan-18 050		1070 009 - WKG Division		009	050.46445	192,416.85	1,071.04	191,345.81
Jan-18 050		1070 009 - WKG Division		009	050.46454	38,214.44	119.81	38,094.63
Jan-18 050		1070 009 - WKG Division		009	050.46471	41,290.47	221.68	41,068.79
Jan-18 050		1070 009 - WKG Division		009	050.46504	544,865.68	2,992.81	541,872.87
Jan-18 050		1070 009 - WKG Division		009	050.46525	110,226.88	814.87	109,412.01
Jan-18 050		1070 009 - WKG Division		009	050.46597	2,341,737.74	10,924.23	2,330,813.51
Jan-18 050		1070 009 - WKG Division		009	050.46587	13,813.79	118.60	13,695.19
Jan-18 050		1070 009 - WKG Division		009	050.46588	355,592.58	1,860.96	353,731.62
Jan-18 050		1070 009 - WKG Division		009	050.46591	135,104.07	880.12	134,223.95
Jan-18 050		1070 009 - WKG Division		009	050.46611	320,976.98	1,656.91	319,320.07
Jan-18 050		1070 009 - WKG Division		009	050.46613	816,188.48	4,678.54	811,509.94
Jan-18 050		1070 009 - WKG Division		009	050.46625	149,489.63	910.31	148,579.32
Jan-18 050		1070 009 - WKG Division		009	050.46635	169,837.84	999.75	168,838.09
Jan-18 050		1070 009 - WKG Division		009	050.46636	220,838.51	1,159.24	219,679.27
Jan-18 050		1070 009 - WKG Division		009	050.46640	242,019.30	906.57	241,112.73
Jan-18 050		1070 009 - WKG Division		009	050.46665	434,866.35	1,753.01	433,113.34
Jan-18 050		1070 009 - WKG Division		009	050.46719	86,596.43	301.93	86,294.50
Jan-18 050		1070 009 - WKG Division		009	050.46737	796,459.92	3,452.81	793,007.11
Jan-18 050		1070 009 - WKG Division		009	050.46743	75,625.45	333.51	75,291.94
Jan-18 050		1070 009 - WKG Division		009	050.46925	11,760.63	70.98	11,689.65
Jan-18 050		1070 009 - WKG Division		009	050.47032	29,289.04	82.98	29,206.06
Jan-18 050		1070 009 - WKG Division		009	050.47033	5,951.63	18.66	5,932.97
Jan-18 050		1070 009 - WKG Division		009	050.47047	17,323.21	65.63	17,257.58
Jan-18 050		1070 009 - WKG Division		009	050.47080	201,850.89	1,202.25	200,648.64
Jan-18 050		1070 009 - WKG Division		009	050.47084	1,492.59	0.00	1,492.59

Month	Company	Account	Service Area	R/D	Project	CWIP Balance	AFUDC	CWIP Bal w/o Afudc
Jan-18 050		1070	009 - WKG Division	009	050.47093	4,617.13	0.00	4,617.13
Jan-18 050		1070	009 - WKG Division	009	050.47096	3,716.41	11.65	3,704.76
Jan-18 050		1070	009 - WKG Division	009	050.47099	(339.01)	0.55	(339.56)
Jan-18 050		1070	009 - WKG Division	009	050.47102	244,478.97	784.14	243,694.83
Jan-18 050		1070	009 - WKG Division	009	050.47133	25,899.42	89.10	25,810.32
Jan-18 050		1070	009 - WKG Division	009	050.47136	(2,025.45)	2.92	(2,029.37)
Jan-18 050		1070	009 - WKG Division	009	050.47168	19,776.49	0.00	19,776.49
Jan-18 050		1070	009 - WKG Division	009	050.47169	265,316.60	873.29	264,443.31
Jan-18 050		1070	009 - WKG Division	009	050.47172	20.60	0.02	20.58
Jan-18 050		1070	009 - WKG Division	009	050.47183	9,501.23	0.00	9,501.23
Jan-18 050		1070	009 - WKG Division	009	050.47184	36,810.92	0.00	36,810.92
Jan-18 050		1070	009 - WKG Division	009	050.47188	6,872.54	0.00	6,872.54
Jan-18 050		1070	009 - WKG Division	009	050.47190	53,751.90	62.19	53,689.71
Jan-18 050		1070	009 - WKG Division	009	050.47199	4,761.49	0.00	4,761.49
Jan-18 050		1070	009 - WKG Division	009	050.47200	41,800.24	0.00	41,800.24
Jan-18 050		1070	009 - WKG Division	009	050.47201	2,113.72	7.37	2,106.35
Jan-18 050		1070	009 - WKG Division	009	050.47204	2,362.94	2.73	2,360.21
Jan-18 050		1070	009 - WKG Division	009	050.47221	187.48	0.65	186.83
Jan-18 050		1070	009 - WKG Division	009	050.47222	5,886.44	21.45	5,864.99
Jan-18 050		1070	009 - WKG Division	009	050.47225	3,698.49	6.33	3,692.16
Jan-18 050		1070	009 - WKG Division	009	050.47276	67,360.79	77.94	67,282.85
Jan-18 050		1070	009 - WKG Division	009	050.47282	17,402.97	35.32	17,367.65
Jan-18 050		1070	009 - WKG Division	009	050.47288	1,461.83	0.00	1,461.83
Jan-18 050		1070	009 - WKG Division	009	050.47289	1,681.30	0.00	1,681.30
Jan-18 050		1070	009 - WKG Division	009	050.47295	17,825.22	68.55	17,756.67
Jan-18 050		1070	009 - WKG Division	009	050.47296	27,897.90	0.00	27,897.90
Jan-18 050		1070	009 - WKG Division	009	050.47299	1,540.46	7.35	1,533.11
Jan-18 050		1070	009 - WKG Division	009	050.47342	29,749.73	130.50	29,619.23
Jan-18 050		1070	009 - WKG Division	009	050.47343	2,952.11	10.49	2,941.62
Jan-18 050		1070	009 - WKG Division	009	050.47376	68,437.56	174.27	68,263.29
Jan-18 050		1070	009 - WKG Division	009	050.47382	2,111.95	7.37	2,104.58
Jan-18 050		1070	009 - WKG Division	009	050.47383	20,331.46	70.92	20,260.54
Jan-18 050		1070	009 - WKG Division	009	050.47396	6,924.58	24.20	6,900.38
Jan-18 050		1070	009 - WKG Division	009	050.47461	1,024.31	0.00	1,024.31
Jan-18 050		1070	009 - WKG Division	009	050.47482	83.87	0.04	83.83
Jan-18 050		1070	009 - WKG Division	009	050.47487	16,313.68	56.90	16,256.78
Jan-18 050		1070	009 - WKG Division	009	050.47498	7,370.59	8.53	7,362.06
Jan-18 050		1070	009 - WKG Division	009	050.47559	2,957.67	3.42	2,954.25
Jan-18 050		1070	009 - WKG Division	009	050.47583	24,287.14	0.00	24,287.14
Jan-18 050		1070	009 - WKG Division	009	050.47603	2,284.35	2.62	2,281.73
Jan-18 050		1070	009 - WKG Division	009	050.47604	61.38	0.07	61.31
Jan-18 050		1070	009 - WKG Division	009	050.47678	30,630.36	35.44	30,594.92
Jan-18 050		1070	009 - WKG Division	009	050.47681	(302,000.00)	0.00	(302,000.00)
Jan-18 050		1070	009 - WKG Division	009	OH.050.10000	28,664.89	0.00	28,664.89
Jan-18 050		1070	009 - WKG Division	009	OH.050.17884	365,405.22	0.00	365,405.22
Jan-18 050		1070	009 - WKG Division	009	OH.050.10000	223,540.36	0.00	223,540.36
Jan-18 050		1070	009 - WKG Division	009	OH.050.10002	20,375.13	0.00	20,375.13
Feb-18 010		1070	002 - Dallas Atmos Rate Division	002	010.23302	77,081.34	0.00	77,081.34
Feb-18 010		1070	002 - Dallas Atmos Rate Division	002	010.25034	2,268,077.44	0.00	2,268,077.44
Feb-18 010		1070	002 - Dallas Atmos Rate Division	002	010.25484	973,166.56	0.00	973,166.56
Feb-18 010		1070	002 - Dallas Atmos Rate Division	002	010.25486	296,829.98	0.00	296,829.98
Feb-18 010		1070	002 - Dallas Atmos Rate Division	002	010.28080	355,834.06	0.00	355,834.06
Feb-18 010		1070	002 - Dallas Atmos Rate Division	002	010.29307	44,328.85	0.00	44,328.85
Feb-18 010		1070	002 - Dallas Atmos Rate Division	002	010.29603	736,965.54	0.00	736,965.54
Feb-18 010		1070	002 - Dallas Atmos Rate Division	002	010.29663	140,669.79	0.00	140,669.79
Feb-18 010		1070	002 - Dallas Atmos Rate Division	002	010.29740	800,834.11	0.00	800,834.11
Feb-18 010		1070	002 - Dallas Atmos Rate Division	002	010.30149	747,612.89	0.00	747,612.89
Feb-18 010		1070	002 - Dallas Atmos Rate Division	002	010.30327	1,667.37	0.00	1,667.37
Feb-18 010		1070	002 - Dallas Atmos Rate Division	002	010.30655	982,929.23	0.00	982,929.23
Feb-18 010		1070	002 - Dallas Atmos Rate Division	002	010.31051	33,544.66	0.00	33,544.66
Feb-18 010		1070	002 - Dallas Atmos Rate Division	002	010.31067	306,559.16	0.00	306,559.16
Feb-18 010		1070	002 - Dallas Atmos Rate Division	002	010.31276	119,656.89	0.00	119,656.89
Feb-18 010		1070	002 - Dallas Atmos Rate Division	002	010.31308	12,805.35	0.00	12,805.35
Feb-18 010		1070	002 - Dallas Atmos Rate Division	002	010.31313	11,796.46	0.00	11,796.46
Feb-18 010		1070	002 - Dallas Atmos Rate Division	002	010.31316	48,104.32	0.00	48,104.32
Feb-18 010		1070	002 - Dallas Atmos Rate Division	002	010.31317	48,628.38	0.00	48,628.38
Feb-18 010		1070	002 - Dallas Atmos Rate Division	002	010.31351	256,001.11	0.00	256,001.11
Feb-18 010		1070	002 - Dallas Atmos Rate Division	002	010.31381	671,796.78	0.00	671,796.78
Feb-18 010		1070	002 - Dallas Atmos Rate Division	002	010.31383	147,572.67	0.00	147,572.67
Feb-18 010		1070	002 - Dallas Atmos Rate Division	002	010.31489	7,464.15	0.00	7,464.15
Feb-18 010		1070	002 - Dallas Atmos Rate Division	002	010.31521	39,486.35	0.00	39,486.35
Feb-18 010		1070	002 - Dallas Atmos Rate Division	002	010.31522	4,878.94	0.00	4,878.94
Feb-18 010		1070	002 - Dallas Atmos Rate Division	002	010.31699	170,531.63	0.00	170,531.63
Feb-18 010		1070	002 - Dallas Atmos Rate Division	002	010.31764	283,587.31	0.00	283,587.31
Feb-18 010		1070	002 - Dallas Atmos Rate Division	002	010.31782	155,020.45	0.00	155,020.45
Feb-18 010		1070	002 - Dallas Atmos Rate Division	002	010.31791	317,925.98	0.00	317,925.98
Feb-18 010		1070	002 - Dallas Atmos Rate Division	002	010.31876	33,220.45	0.00	33,220.45
Feb-18 010		1070	002 - Dallas Atmos Rate Division	002	010.31940	374,179.69	0.00	374,179.69
Feb-18 010		1070	002 - Dallas Atmos Rate Division	002	010.32029	3,057.12	0.00	3,057.12
Feb-18 010		1070	002 - Dallas Atmos Rate Division	002	OH.010.10000	(3,624,465.70)	0.00	(3,624,465.70)
Feb-18 010		1070	012 - Call Center Division	012	010.29528	1,672,882.63	0.00	1,672,882.63
Feb-18 010		1070	012 - Call Center Division	012	010.29921	94,744.37	0.00	94,744.37
Feb-18 010		1070	012 - Call Center Division	012	010.30694	25,554.06	0.00	25,554.06
Feb-18 010		1070	012 - Call Center Division	012	010.30789	1,805.82	0.00	1,805.82
Feb-18 010		1070	012 - Call Center Division	012	010.30859	3,702.05	0.00	3,702.05
Feb-18 010		1070	012 - Call Center Division	012	010.31391	8,148.57	0.00	8,148.57
Feb-18 010		1070	012 - Call Center Division	012	010.31512	8,983.28	0.00	8,983.28
Feb-18 010		1070	012 - Call Center Division	012	010.31515	6,915.41	0.00	6,915.41
Feb-18 010		1070	012 - Call Center Division	012	010.31516	3,703.44	0.00	3,703.44
Feb-18 010		1070	012 - Call Center Division	012	010.31517	9,560.68	0.00	9,560.68
Feb-18 010		1070	012 - Call Center Division	012	010.31565	2,238.51	0.00	2,238.51
Feb-18 010		1070	012 - Call Center Division	012	010.31715	1,361.07	0.00	1,361.07
Feb-18 010		1070	012 - Call Center Division	012	010.31837	27,240.71	0.00	27,240.71
Feb-18 010		1070	012 - Call Center Division	012	010.31862	31,000.32	0.00	31,000.32
Feb-18 010		1070	012 - Call Center Division	012	010.32043	11,570.83	0.00	11,570.83
Feb-18 050		1070	009 - WKG Division	009	050.36386	8.95	8.95	(0.00)
Feb-18 050		1070	009 - WKG Division	009	050.42070	0.12	0.12	0.00
Feb-18 050		1070	009 - WKG Division	009	050.42071	436.59	1.30	435.29
Feb-18 050		1070	009 - WKG Division	009	050.42322	81,638.33	483.16	81,155.17
Feb-18 050		1070	009 - WKG Division	009	050.42995	139,206.00	965.71	138,240.29
Feb-18 050		1070	009 - WKG Division	009	050.43064	175,925.81	2,696.80	173,229.01
Feb-18 050		1070	009 - WKG Division	009	050.44083	64,165.36	349.27	63,816.09
Feb-18 050		1070	009 - WKG Division	009	050.44133	11,085,645.52	133,960.13	10,951,685.39
Feb-18 050		1070	009 - WKG Division	009	050.44145	5,221,439.75	82,347.94	5,139,091.81
Feb-18 050		1070	009 - WKG Division	009	050.44722	1,872.83	2.38	1,870.45
Feb-18 050		1070	009 - WKG Division	009	050.45027	819.90	1.63	818.27
Feb-18 050		1070	009 - WKG Division	009	050.45376	1,482,793.92	18,855.40	1,463,938.52

Month	Company	Account	Service Area	RD	Project	CWIP Balance	AFUDC	CWIP Bal w/o Afudc
Feb-18	050	1070	009 - WKG Division	009	050.45472	(7.34)	0.00	(7.34)
Feb-18	050	1070	009 - WKG Division	009	050.45523	229,669.37	2,244.90	227,424.47
Feb-18	050	1070	009 - WKG Division	009	050.45546	31,959.47	160.26	31,799.21
Feb-18	050	1070	009 - WKG Division	009	050.45563	320,379.15	3,861.61	316,517.54
Feb-18	050	1070	009 - WKG Division	008	050.45564	344,374.13	3,773.08	340,601.05
Feb-18	050	1070	009 - WKG Division	009	050.45832	36,503.85	179.56	36,324.29
Feb-18	050	1070	009 - WKG Division	009	050.46079	1,102,268.74	12,936.80	1,089,331.94
Feb-18	050	1070	009 - WKG Division	009	050.46190	(25.93)	12.17	(13.76)
Feb-18	050	1070	009 - WKG Division	009	050.46278	24,833.87	252.97	24,580.90
Feb-18	050	1070	009 - WKG Division	009	050.46282	1.08	0.01	1.07
Feb-18	050	1070	009 - WKG Division	009	050.46333	8,226.95	58.10	8,168.85
Feb-18	050	1070	009 - WKG Division	009	050.46442	364,187.11	2,554.37	361,632.74
Feb-18	050	1070	009 - WKG Division	009	050.46443	598,785.42	4,323.30	594,462.12
Feb-18	050	1070	009 - WKG Division	009	050.46444	180,828.04	1,450.51	179,377.53
Feb-18	050	1070	009 - WKG Division	009	050.46445	193,115.74	1,513.03	191,602.71
Feb-18	050	1070	009 - WKG Division	009	050.46454	38,214.44	119.81	38,094.63
Feb-18	050	1070	009 - WKG Division	009	050.46471	41,290.47	221.68	41,068.79
Feb-18	050	1070	009 - WKG Division	009	050.46504	598,783.19	4,304.35	594,478.84
Feb-18	050	1070	009 - WKG Division	009	050.46525	112,689.55	1,069.98	111,619.57
Feb-18	050	1070	009 - WKG Division	009	050.46537	2,468,838.93	16,445.55	2,452,393.38
Feb-18	050	1070	009 - WKG Division	009	050.46588	402,048.06	2,730.10	399,317.96
Feb-18	050	1070	009 - WKG Division	009	050.46591	135,307.99	1,189.83	134,118.16
Feb-18	050	1070	009 - WKG Division	009	050.46611	403,899.39	2,488.75	401,410.64
Feb-18	050	1070	009 - WKG Division	009	050.46625	150,568.41	1,254.13	149,314.28
Feb-18	050	1070	009 - WKG Division	009	050.46635	190,905.56	1,413.32	189,492.24
Feb-18	050	1070	009 - WKG Division	009	050.46636	264,060.25	1,715.58	262,344.67
Feb-18	050	1070	009 - WKG Division	009	050.46640	301,483.47	1,531.05	299,952.42
Feb-18	050	1070	009 - WKG Division	009	050.46665	513,113.90	2,841.83	510,272.07
Feb-18	050	1070	009 - WKG Division	009	050.46719	95,458.62	511.11	94,947.51
Feb-18	050	1070	009 - WKG Division	009	050.46737	944,186.07	5,451.53	938,734.54
Feb-18	050	1070	009 - WKG Division	009	050.46743	105,025.12	541.00	104,484.12
Feb-18	050	1070	009 - WKG Division	009	050.47032	42,990.06	166.11	42,823.95
Feb-18	050	1070	009 - WKG Division	009	050.47033	5,951.63	18.66	5,932.97
Feb-18	050	1070	009 - WKG Division	009	050.47047	37,273.76	128.42	37,145.34
Feb-18	050	1070	009 - WKG Division	009	050.47080	206,946.71	1,670.75	205,275.96
Feb-18	050	1070	009 - WKG Division	009	050.47084	1,492.59	0.00	1,492.59
Feb-18	050	1070	009 - WKG Division	009	050.47093	17,829.00	0.00	17,829.00
Feb-18	050	1070	009 - WKG Division	009	050.47096	3,716.41	11.65	3,704.76
Feb-18	050	1070	009 - WKG Division	009	050.47099	(292.36)	0.55	(292.91)
Feb-18	050	1070	009 - WKG Division	009	050.47102	341,185.69	1,457.51	339,728.18
Feb-18	050	1070	009 - WKG Division	009	050.47136	(2,026.45)	2.92	(2,023.53)
Feb-18	050	1070	009 - WKG Division	009	050.47168	16,410.43	0.00	16,410.43
Feb-18	050	1070	009 - WKG Division	009	050.47169	361,206.10	1,593.55	359,612.55
Feb-18	050	1070	009 - WKG Division	009	050.47183	21,216.12	0.00	21,216.12
Feb-18	050	1070	009 - WKG Division	009	050.47184	50,596.04	0.00	50,596.04
Feb-18	050	1070	009 - WKG Division	009	050.47188	6,872.54	0.00	6,872.54
Feb-18	050	1070	009 - WKG Division	009	050.47190	53,875.83	186.12	53,689.71
Feb-18	050	1070	009 - WKG Division	009	050.47199	4,761.49	0.00	4,761.49
Feb-18	050	1070	009 - WKG Division	009	050.47200	48,445.66	0.00	48,445.66
Feb-18	050	1070	009 - WKG Division	009	050.47201	12,553.78	24.26	12,529.52
Feb-18	050	1070	009 - WKG Division	009	050.47204	2,244.12	8.03	2,236.09
Feb-18	050	1070	009 - WKG Division	009	050.47221	187.48	0.65	186.83
Feb-18	050	1070	009 - WKG Division	009	050.47276	67,516.10	233.25	67,282.85
Feb-18	050	1070	009 - WKG Division	009	050.47282	17,443.06	75.41	17,367.65
Feb-18	050	1070	009 - WKG Division	009	050.47288	1,461.83	0.00	1,461.83
Feb-18	050	1070	009 - WKG Division	009	050.47289	1,681.30	0.00	1,681.30
Feb-18	050	1070	009 - WKG Division	009	050.47296	29,459.00	0.00	29,459.00
Feb-18	050	1070	009 - WKG Division	009	050.47335	1,832.93	2.11	1,830.82
Feb-18	050	1070	009 - WKG Division	009	050.47342	29,818.10	198.87	29,619.23
Feb-18	050	1070	009 - WKG Division	009	050.47343	2,789.44	17.08	2,772.36
Feb-18	050	1070	009 - WKG Division	009	050.47376	102,795.72	371.27	102,424.45
Feb-18	050	1070	009 - WKG Division	009	050.47382	2,111.95	7.37	2,104.58
Feb-18	050	1070	009 - WKG Division	009	050.47383	20,331.46	70.92	20,260.54
Feb-18	050	1070	009 - WKG Division	009	050.47396	7,242.55	40.48	7,202.07
Feb-18	050	1070	009 - WKG Division	009	050.47482	385.27	0.52	384.75
Feb-18	050	1070	009 - WKG Division	009	050.47487	19,923.08	98.54	19,824.54
Feb-18	050	1070	009 - WKG Division	009	050.47604	5,912.78	6.96	5,905.82
Feb-18	050	1070	009 - WKG Division	009	050.47620	24,627.93	28.39	24,599.54
Feb-18	050	1070	009 - WKG Division	009	050.47674	2,599.45	3.00	2,596.45
Feb-18	050	1070	009 - WKG Division	009	050.47678	43,344.03	120.64	43,223.39
Feb-18	050	1070	009 - WKG Division	009	050.47681	(299,125.45)	0.00	(299,125.45)
Feb-18	050	1070	009 - WKG Division	009	050.47777	6,337.96	7.31	6,330.65
Feb-18	050	1070	009 - WKG Division	009	050.47795	(5,018.11)	0.00	(5,018.11)
Feb-18	050	1070	009 - WKG Division	009	050.47800	28,664.89	0.00	28,664.89
Feb-18	050	1070	009 - WKG Division	009	050.47884	548,074.55	0.00	548,074.55
Feb-18	050	1070	091 - Brentwood Division	091	050.10000	517,759.76	0.00	517,759.76
Feb-18	050	1070	091 - Brentwood Division	091	050.10002	20,375.13	0.00	20,375.13
Mar-18	010	1070	002 - Dallas Atmos Rate Division	002	010.23302	77,081.34	0.00	77,081.34
Mar-18	010	1070	002 - Dallas Atmos Rate Division	002	010.25034	2,281,430.99	0.00	2,281,430.99
Mar-18	010	1070	002 - Dallas Atmos Rate Division	002	010.25484	973,166.56	0.00	973,166.56
Mar-18	010	1070	002 - Dallas Atmos Rate Division	002	010.25486	296,829.98	0.00	296,829.98
Mar-18	010	1070	002 - Dallas Atmos Rate Division	002	010.28080	355,834.06	0.00	355,834.06
Mar-18	010	1070	002 - Dallas Atmos Rate Division	002	010.29307	44,328.04	0.00	44,328.04
Mar-18	010	1070	002 - Dallas Atmos Rate Division	002	010.29603	794,848.48	0.00	794,848.48
Mar-18	010	1070	002 - Dallas Atmos Rate Division	002	010.29663	140,669.79	0.00	140,669.79
Mar-18	010	1070	002 - Dallas Atmos Rate Division	002	010.29740	861,689.94	0.00	861,689.94
Mar-18	010	1070	002 - Dallas Atmos Rate Division	002	010.30149	747,612.89	0.00	747,612.89
Mar-18	010	1070	002 - Dallas Atmos Rate Division	002	010.30827	1,667.37	0.00	1,667.37
Mar-18	010	1070	002 - Dallas Atmos Rate Division	002	010.30655	1,009,929.72	0.00	1,009,929.72
Mar-18	010	1070	002 - Dallas Atmos Rate Division	002	010.31051	42,890.12	0.00	42,890.12
Mar-18	010	1070	002 - Dallas Atmos Rate Division	002	010.31067	305,748.07	0.00	305,748.07
Mar-18	010	1070	002 - Dallas Atmos Rate Division	002	010.31276	132,564.47	0.00	132,564.47
Mar-18	010	1070	002 - Dallas Atmos Rate Division	002	010.31308	22,821.03	0.00	22,821.03
Mar-18	010	1070	002 - Dallas Atmos Rate Division	002	010.31313	29,817.98	0.00	29,817.98
Mar-18	010	1070	002 - Dallas Atmos Rate Division	002	010.31316	103,665.05	0.00	103,665.05
Mar-18	010	1070	002 - Dallas Atmos Rate Division	002	010.31317	89,125.48	0.00	89,125.48
Mar-18	010	1070	002 - Dallas Atmos Rate Division	002	010.31351	314,493.11	0.00	314,493.11
Mar-18	010	1070	002 - Dallas Atmos Rate Division	002	010.31381	671,796.78	0.00	671,796.78
Mar-18	010	1070	002 - Dallas Atmos Rate Division	002	010.31383	147,572.67	0.00	147,572.67
Mar-18	010	1070	002 - Dallas Atmos Rate Division	002	010.31521	45,795.61	0.00	45,795.61
Mar-18	010	1070	002 - Dallas Atmos Rate Division	002	010.31522	6,013.25	0.00	6,013.25
Mar-18	010	1070	002 - Dallas Atmos Rate Division	002	010.31699	183,998.81	0.00	183,998.81
Mar-18	010	1070	002 - Dallas Atmos Rate Division	002	010.31764	283,587.31	0.00	283,587.31
Mar-18	010	1070	002 - Dallas Atmos Rate Division	002	010.31782	4,682.40	0.00	4,682.40
Mar-18	010	1070	002 - Dallas Atmos Rate Division	002	010.31791	421,200.92	0.00	421,200.92
Mar-18	010	1070	002 - Dallas Atmos Rate Division	002	010.31876	32,470.38	0.00	32,470.38
Mar-18	010	1070	002 - Dallas Atmos Rate Division	002	010.31940	574,312.14	0.00	574,312.14

Month	Company	Account	Service Area	R/D	Project	CWIP Balance	AFUDC	CWIP Bal w/o Afudc
Mar-18	010	1070	002 - Dallas Atmos Rate Division	002	010.32058	16,402.96	0.00	16,402.96
Mar-18	010	1070	002 - Dallas Atmos Rate Division	002	010.32138	665,350.42	0.00	665,350.42
Mar-18	010	1070	002 - Dallas Atmos Rate Division	002	010.32145	216,469.19	0.00	216,469.19
Mar-18	010	1070	002 - Dallas Atmos Rate Division	002	010.32146	477,617.62	0.00	477,617.62
Mar-18	010	1070	002 - Dallas Atmos Rate Division	002	010.32164	5,819.67	0.00	5,819.67
Mar-18	010	1070	002 - Dallas Atmos Rate Division	002	010.32170	10,984.54	0.00	10,984.54
Mar-18	010	1070	002 - Dallas Atmos Rate Division	002	010.32388	4,951.73	0.00	4,951.73
Mar-18	010	1070	002 - Dallas Atmos Rate Division	002	0H.010.10000	204.29	0.00	204.29
Mar-18	010	1070	012 - Call Center Division	012	010.29528	1,669,049.81	0.00	1,669,049.81
Mar-18	010	1070	012 - Call Center Division	012	010.29921	94,659.79	0.00	94,659.79
Mar-18	010	1070	012 - Call Center Division	012	010.30694	25,329.79	0.00	25,329.79
Mar-18	010	1070	012 - Call Center Division	012	010.30789	1,805.82	0.00	1,805.82
Mar-18	010	1070	012 - Call Center Division	012	010.30859	3,702.05	0.00	3,702.05
Mar-18	010	1070	012 - Call Center Division	012	010.31391	49,817.14	0.00	49,817.14
Mar-18	010	1070	012 - Call Center Division	012	010.31512	8,780.45	0.00	8,780.45
Mar-18	010	1070	012 - Call Center Division	012	010.31515	6,759.27	0.00	6,759.27
Mar-18	010	1070	012 - Call Center Division	012	010.31516	3,703.44	0.00	3,703.44
Mar-18	010	1070	012 - Call Center Division	012	010.31517	9,560.68	0.00	9,560.68
Mar-18	010	1070	012 - Call Center Division	012	010.31565	2,238.51	0.00	2,238.51
Mar-18	010	1070	012 - Call Center Division	012	010.31715	1,361.07	0.00	1,361.07
Mar-18	010	1070	012 - Call Center Division	012	010.31837	18,894.19	0.00	18,894.19
Mar-18	010	1070	012 - Call Center Division	012	010.31862	40,519.25	0.00	40,519.25
Mar-18	010	1070	012 - Call Center Division	012	010.32043	11,309.58	0.00	11,309.58
Mar-18	010	1070	012 - Call Center Division	012	010.32078	10,957.66	0.00	10,957.66
Mar-18	010	1070	012 - Call Center Division	012	010.32092	27,258.81	0.00	27,258.81
Mar-18	010	1070	012 - Call Center Division	012	010.32264	323,793.61	0.00	323,793.61
Mar-18	050	1070	009 - WKG Division	009	050.36386	8.95	8.95	[0.00]
Mar-18	050	1070	009 - WKG Division	009	050.42070	0.12	0.12	0.00
Mar-18	050	1070	009 - WKG Division	009	050.42071	436.59	1.30	435.29
Mar-18	050	1070	009 - WKG Division	009	050.42322	81,638.33	483.16	81,155.17
Mar-18	050	1070	009 - WKG Division	009	050.42995	144,431.40	1,311.56	143,119.84
Mar-18	050	1070	009 - WKG Division	009	050.43064	176,406.04	3,123.75	173,282.29
Mar-18	050	1070	009 - WKG Division	009	050.44088	64,165.36	349.27	63,816.09
Mar-18	050	1070	009 - WKG Division	009	050.44133	11,935,101.45	161,769.87	11,773,331.58
Mar-18	050	1070	009 - WKG Division	009	050.44145	5,452,116.70	95,220.09	5,356,896.61
Mar-18	050	1070	009 - WKG Division	009	050.44722	8,062.30	14.49	8,047.81
Mar-18	050	1070	009 - WKG Division	009	050.45027	819.90	1.63	818.27
Mar-18	050	1070	009 - WKG Division	009	050.45376	1,558,019.38	22,524.04	1,535,495.34
Mar-18	050	1070	009 - WKG Division	009	050.45472	[7.34]	0.00	[7.34]
Mar-18	050	1070	009 - WKG Division	009	050.45546	32,450.53	238.58	32,211.95
Mar-18	050	1070	009 - WKG Division	009	050.45563	320,379.15	3,861.61	316,517.54
Mar-18	050	1070	009 - WKG Division	009	050.45564	344,374.13	3,773.08	340,601.05
Mar-18	050	1070	009 - WKG Division	009	050.45832	36,503.85	179.56	36,324.29
Mar-18	050	1070	009 - WKG Division	009	050.46079	1,571,153.48	16,168.94	1,554,984.54
Mar-18	050	1070	009 - WKG Division	009	050.46190	[25.93]	12.17	[23.76]
Mar-18	050	1070	009 - WKG Division	009	050.46278	24,833.87	252.97	24,580.90
Mar-18	050	1070	009 - WKG Division	009	050.46282	1.08	0.01	1.07
Mar-18	050	1070	009 - WKG Division	009	050.46333	8,226.95	58.10	8,168.85
Mar-18	050	1070	009 - WKG Division	009	050.46442	403,085.54	3,483.71	399,601.83
Mar-18	050	1070	009 - WKG Division	009	050.46443	612,290.51	5,789.48	606,501.03
Mar-18	050	1070	009 - WKG Division	009	050.46444	181,126.14	1,450.51	179,675.63
Mar-18	050	1070	009 - WKG Division	009	050.46445	194,685.24	1,982.14	192,653.10
Mar-18	050	1070	009 - WKG Division	009	050.46454	38,214.44	119.81	38,094.63
Mar-18	050	1070	009 - WKG Division	009	050.46455	43,502.50	53.04	43,449.46
Mar-18	050	1070	009 - WKG Division	009	050.46471	66,367.64	352.41	66,015.23
Mar-18	050	1070	009 - WKG Division	009	050.46504	755,818.76	5,945.58	749,873.18
Mar-18	050	1070	009 - WKG Division	009	050.46525	141,907.46	1,377.81	140,529.65
Mar-18	050	1070	009 - WKG Division	009	050.46537	2,653,655.62	22,652.29	2,631,003.33
Mar-18	050	1070	009 - WKG Division	009	050.46588	464,721.40	3,780.32	460,931.08
Mar-18	050	1070	009 - WKG Division	009	050.46611	426,484.85	3,495.21	422,989.64
Mar-18	050	1070	009 - WKG Division	009	050.46625	168,349.89	1,639.94	166,709.95
Mar-18	050	1070	009 - WKG Division	009	050.46635	222,728.60	1,914.24	220,814.36
Mar-18	050	1070	009 - WKG Division	009	050.46640	436,817.40	2,427.56	434,389.84
Mar-18	050	1070	009 - WKG Division	009	050.46665	521,539.84	4,096.50	517,443.34
Mar-18	050	1070	009 - WKG Division	009	050.46719	95,747.74	743.01	95,004.73
Mar-18	050	1070	009 - WKG Division	009	050.46737	1,101,661.23	7,932.83	1,093,728.40
Mar-18	050	1070	009 - WKG Division	009	050.46743	155,714.60	857.61	154,856.99
Mar-18	050	1070	009 - WKG Division	009	050.47032	44,102.64	271.90	43,830.74
Mar-18	050	1070	009 - WKG Division	009	050.47080	207,607.18	2,172.16	205,435.02
Mar-18	050	1070	009 - WKG Division	009	050.47084	1,492.59	0.00	1,492.59
Mar-18	050	1070	009 - WKG Division	009	050.47087	223.79	0.27	223.52
Mar-18	050	1070	009 - WKG Division	009	050.47093	63,663.14	0.00	63,663.14
Mar-18	050	1070	009 - WKG Division	009	050.47096	3,776.70	20.76	3,755.94
Mar-18	050	1070	009 - WKG Division	009	050.47099	[290.45]	0.55	[291.00]
Mar-18	050	1070	009 - WKG Division	009	050.47102	385,382.57	2,339.89	383,042.68
Mar-18	050	1070	009 - WKG Division	009	050.47136	[2,025.45]	2.92	[2,023.53]
Mar-18	050	1070	009 - WKG Division	009	050.47168	16,517.80	0.00	16,517.80
Mar-18	050	1070	009 - WKG Division	009	050.47169	377,045.23	2,489.85	374,555.38
Mar-18	050	1070	009 - WKG Division	009	050.47184	54,285.19	0.00	54,285.19
Mar-18	050	1070	009 - WKG Division	009	050.47188	10,889.67	0.00	10,889.67
Mar-18	050	1070	009 - WKG Division	009	050.47190	57,901.49	321.96	57,579.53
Mar-18	050	1070	009 - WKG Division	009	050.47189	14,746.55	0.00	14,746.55
Mar-18	050	1070	009 - WKG Division	009	050.47200	48,723.01	0.00	48,723.01
Mar-18	050	1070	009 - WKG Division	009	050.47201	13,704.74	56.22	13,648.52
Mar-18	050	1070	009 - WKG Division	009	050.47203	6,112.56	7.45	6,105.11
Mar-18	050	1070	009 - WKG Division	009	050.47204	4,852.33	16.66	4,835.67
Mar-18	050	1070	009 - WKG Division	009	050.47254	17,543.16	21.39	17,521.77
Mar-18	050	1070	009 - WKG Division	009	050.47258	19,652.90	23.96	19,628.94
Mar-18	050	1070	009 - WKG Division	009	050.47276	70,258.66	233.25	70,025.41
Mar-18	050	1070	009 - WKG Division	009	050.47282	24,742.57	126.67	24,616.30
Mar-18	050	1070	009 - WKG Division	009	050.47288	1,461.83	0.00	1,461.83
Mar-18	050	1070	009 - WKG Division	009	050.47289	1,681.30	0.00	1,681.30
Mar-18	050	1070	009 - WKG Division	009	050.47296	54,533.01	0.00	54,533.01
Mar-18	050	1070	009 - WKG Division	009	050.47335	11,190.43	17.98	11,172.45
Mar-18	050	1070	009 - WKG Division	009	050.47342	35,375.40	277.88	35,097.52
Mar-18	050	1070	009 - WKG Division	009	050.47343	2,794.53	23.85	2,770.68
Mar-18	050	1070	009 - WKG Division	009	050.47382	25,549.11	41.08	25,508.03
Mar-18	050	1070	009 - WKG Division	009	050.47383	30,118.53	132.26	29,986.27
Mar-18	050	1070	009 - WKG Division	009	050.47396	79,360.83	145.98	79,214.85
Mar-18	050	1070	009 - WKG Division	009	050.47482	401.91	1.48	400.43
Mar-18	050	1070	009 - WKG Division	009	050.47487	50,518.82	184.19	50,334.63
Mar-18	050	1070	009 - WKG Division	009	050.47620	40,420.40	107.64	40,312.76
Mar-18	050	1070	009 - WKG Division	009	050.47626	44,893.36	54.74	44,838.62
Mar-18	050	1070	009 - WKG Division	009	050.47674	3,301.16	10.19	3,290.97
Mar-18	050	1070	009 - WKG Division	009	050.47675	43,502.50	53.04	43,449.46
Mar-18	050	1070	009 - WKG Division	009	050.47678	45,213.58	228.33	44,985.25
Mar-18	050	1070	009 - WKG Division	009	050.47681	[288,159.15]	0.00	[288,159.15]

Month	Company	Account	Service Area	RD	Project	CWIP Balance	AFUDC	CWIP Bal w/o Afudc
Mar-18	050	1070	009 - WKG Division	009	050.47777	12,817.92	30.65	12,787.27
Mar-18	050	1070	009 - WKG Division	009	050.47784	602.41	0.00	602.41
Mar-18	050	1070	009 - WKG Division	009	050.47794	37,519.19	45.75	37,473.44
Mar-18	050	1070	009 - WKG Division	009	050.47795	(5,018.11)	0.00	(5,018.11)
Mar-18	050	1070	009 - WKG Division	009	050.47866	9,369.48	4.11	9,365.37
Mar-18	050	1070	009 - WKG Division	009	050.47890	19,563.26	23.85	19,539.41
Mar-18	050	1070	009 - WKG Division	009	050.47910	5,977.20	7.29	5,969.91
Mar-18	050	1070	009 - WKG Division	009	050.47922	1,140.70	1.39	1,139.31
Mar-18	050	1070	009 - WKG Division	009	050.47925	7,391.19	9.01	7,382.18
Mar-18	050	1070	009 - WKG Division	009	050.47952	831.43	1.01	830.42
Mar-18	050	1070	009 - WKG Division	009	050.47955	1,578.80	1.93	1,576.87
Mar-18	050	1070	009 - WKG Division	009	050.48017	1,920.41	2.34	1,918.07
Mar-18	050	1070	009 - WKG Division	009	050.48018	2,386.15	0.00	2,386.15
Mar-18	050	1070	009 - WKG Division	009	050.48024	2,338.72	0.00	2,338.72
Mar-18	050	1070	009 - WKG Division	009	050.48042	15,029.24	18.33	15,010.91
Mar-18	050	1070	009 - WKG Division	009	050.48056	(567.15)	0.00	(567.15)
Mar-18	050	1070	009 - WKG Division	009	050.48058	853.58	0.00	853.58
Mar-18	050	1070	009 - WKG Division	009	050.48067	18,914.39	23.06	18,891.33
Mar-18	050	1070	009 - WKG Division	009	050.48071	1,587.60	1.94	1,585.66
Mar-18	050	1070	009 - WKG Division	009	050.48082	383.81	0.00	383.81
Mar-18	050	1070	009 - WKG Division	009	050.48086	7,988.99	9.74	7,979.19
Mar-18	050	1070	009 - WKG Division	009	050.48093	1,583.83	1.93	1,581.90
Mar-18	050	1070	009 - WKG Division	009	050.48123	1,092.18	1.33	1,090.85
Mar-18	050	1070	009 - WKG Division	009	050.48187	(2,590.45)	0.00	(2,590.45)
Mar-18	050	1070	009 - WKG Division	009	050.10000	28,664.89	0.00	28,664.89
Mar-18	050	1070	009 - WKG Division	009	050.17884	(380.21)	0.00	(380.21)
Mar-18	050	1070	091 - Brentwood Division	091	050.48044	1,174.35	0.00	1,174.35
Mar-18	050	1070	091 - Brentwood Division	091	050.10000	(30,877.20)	0.00	(30,877.20)
Mar-18	050	1070	091 - Brentwood Division	091	050.10002	20,375.13	0.00	20,375.13
Apr-18	010	1070	002 - Dallas Almos Rate Division	002	010.28302	77,081.34	0.00	77,081.34
Apr-18	010	1070	002 - Dallas Almos Rate Division	002	010.26034	2,321,054.52	0.00	2,321,054.52
Apr-18	010	1070	002 - Dallas Almos Rate Division	002	010.26484	973,166.56	0.00	973,166.56
Apr-18	010	1070	002 - Dallas Almos Rate Division	002	010.26486	296,829.98	0.00	296,829.98
Apr-18	010	1070	002 - Dallas Almos Rate Division	002	010.28080	355,834.06	0.00	355,834.06
Apr-18	010	1070	002 - Dallas Almos Rate Division	002	010.29307	44,328.04	0.00	44,328.04
Apr-18	010	1070	002 - Dallas Almos Rate Division	002	010.29603	845,151.35	0.00	845,151.35
Apr-18	010	1070	002 - Dallas Almos Rate Division	002	010.29663	140,669.79	0.00	140,669.79
Apr-18	010	1070	002 - Dallas Almos Rate Division	002	010.29740	864,538.17	0.00	864,538.17
Apr-18	010	1070	002 - Dallas Almos Rate Division	002	010.30149	747,612.89	0.00	747,612.89
Apr-18	010	1070	002 - Dallas Almos Rate Division	002	010.30327	1,667.37	0.00	1,667.37
Apr-18	010	1070	002 - Dallas Almos Rate Division	002	010.30655	1,016,481.60	0.00	1,016,481.60
Apr-18	010	1070	002 - Dallas Almos Rate Division	002	010.31051	41,379.86	0.00	41,379.86
Apr-18	010	1070	002 - Dallas Almos Rate Division	002	010.31087	305,748.07	0.00	305,748.07
Apr-18	010	1070	002 - Dallas Almos Rate Division	002	010.31276	139,357.77	0.00	139,357.77
Apr-18	010	1070	002 - Dallas Almos Rate Division	002	010.31281	1,708.69	0.00	1,708.69
Apr-18	010	1070	002 - Dallas Almos Rate Division	002	010.31308	27,377.90	0.00	27,377.90
Apr-18	010	1070	002 - Dallas Almos Rate Division	002	010.31313	32,008.96	0.00	32,008.96
Apr-18	010	1070	002 - Dallas Almos Rate Division	002	010.31316	135,860.37	0.00	135,860.37
Apr-18	010	1070	002 - Dallas Almos Rate Division	002	010.31317	149,713.52	0.00	149,713.52
Apr-18	010	1070	002 - Dallas Almos Rate Division	002	010.31351	360,494.58	0.00	360,494.58
Apr-18	010	1070	002 - Dallas Almos Rate Division	002	010.31381	671,796.78	0.00	671,796.78
Apr-18	010	1070	002 - Dallas Almos Rate Division	002	010.31383	147,572.67	0.00	147,572.67
Apr-18	010	1070	002 - Dallas Almos Rate Division	002	010.31521	54,680.17	0.00	54,680.17
Apr-18	010	1070	002 - Dallas Almos Rate Division	002	010.31522	7,549.68	0.00	7,549.68
Apr-18	010	1070	002 - Dallas Almos Rate Division	002	010.31699	183,998.81	0.00	183,998.81
Apr-18	010	1070	002 - Dallas Almos Rate Division	002	010.31764	285,721.82	0.00	285,721.82
Apr-18	010	1070	002 - Dallas Almos Rate Division	002	010.31782	6,767.62	0.00	6,767.62
Apr-18	010	1070	002 - Dallas Almos Rate Division	002	010.31791	399,075.75	0.00	399,075.75
Apr-18	010	1070	002 - Dallas Almos Rate Division	002	010.31876	32,470.38	0.00	32,470.38
Apr-18	010	1070	002 - Dallas Almos Rate Division	002	010.31940	883,324.30	0.00	883,324.30
Apr-18	010	1070	002 - Dallas Almos Rate Division	002	010.32010	8,375.46	0.00	8,375.46
Apr-18	010	1070	002 - Dallas Almos Rate Division	002	010.32138	665,350.42	0.00	665,350.42
Apr-18	010	1070	002 - Dallas Almos Rate Division	002	010.32145	560,837.90	0.00	560,837.90
Apr-18	010	1070	002 - Dallas Almos Rate Division	002	010.32146	477,617.62	0.00	477,617.62
Apr-18	010	1070	002 - Dallas Almos Rate Division	002	010.32170	58,371.96	0.00	58,371.96
Apr-18	010	1070	002 - Dallas Almos Rate Division	002	010.32190	1,436.35	0.00	1,436.35
Apr-18	010	1070	002 - Dallas Almos Rate Division	002	010.32338	4,951.73	0.00	4,951.73
Apr-18	010	1070	002 - Dallas Almos Rate Division	002	010.32462	528.13	0.00	528.13
Apr-18	010	1070	002 - Dallas Almos Rate Division	002	050.10000	(1,209,697.85)	0.00	(1,209,697.85)
Apr-18	010	1070	012 - Call Center Division	012	010.28526	1,668,598.18	0.00	1,668,598.18
Apr-18	010	1070	012 - Call Center Division	012	010.28921	95,685.60	0.00	95,685.60
Apr-18	010	1070	012 - Call Center Division	012	010.30694	25,329.79	0.00	25,329.79
Apr-18	010	1070	012 - Call Center Division	012	010.30789	1,805.82	0.00	1,805.82
Apr-18	010	1070	012 - Call Center Division	012	010.30859	3,702.05	0.00	3,702.05
Apr-18	010	1070	012 - Call Center Division	012	010.31391	52,874.26	0.00	52,874.26
Apr-18	010	1070	012 - Call Center Division	012	010.31512	8,780.45	0.00	8,780.45
Apr-18	010	1070	012 - Call Center Division	012	010.31515	6,759.27	0.00	6,759.27
Apr-18	010	1070	012 - Call Center Division	012	010.31516	3,703.44	0.00	3,703.44
Apr-18	010	1070	012 - Call Center Division	012	010.31517	9,560.68	0.00	9,560.68
Apr-18	010	1070	012 - Call Center Division	012	010.31565	20,618.19	0.00	20,618.19
Apr-18	010	1070	012 - Call Center Division	012	010.31715	1,361.07	0.00	1,361.07
Apr-18	010	1070	012 - Call Center Division	012	010.31837	18,894.19	0.00	18,894.19
Apr-18	010	1070	012 - Call Center Division	012	010.31862	40,519.25	0.00	40,519.25
Apr-18	010	1070	012 - Call Center Division	012	010.32043	11,309.58	0.00	11,309.58
Apr-18	010	1070	012 - Call Center Division	012	010.32078	12,863.17	0.00	12,863.17
Apr-18	010	1070	012 - Call Center Division	012	010.32092	26,989.09	0.00	26,989.09
Apr-18	010	1070	012 - Call Center Division	012	010.32264	482,816.31	0.00	482,816.31
Apr-18	010	1070	012 - Call Center Division	012	010.32333	3,354.56	0.00	3,354.56
Apr-18	010	1070	012 - Call Center Division	012	010.32385	547,421.48	0.00	547,421.48
Apr-18	010	1070	012 - Call Center Division	012	010.32418	253,937.10	0.00	253,937.10
Apr-18	010	1070	012 - Call Center Division	012	010.32460	21,661.46	0.00	21,661.46
Apr-18	050	1070	008 - WKG Division	009	050.36386	8.95	8.95	(0.00)
Apr-18	050	1070	008 - WKG Division	009	050.42070	0.12	0.12	0.00
Apr-18	050	1070	008 - WKG Division	009	050.42071	438.59	1.30	435.29
Apr-18	050	1070	008 - WKG Division	009	050.42322	81,638.33	483.16	81,155.17
Apr-18	050	1070	008 - WKG Division	009	050.42895	144,788.61	1,668.77	143,119.84
Apr-18	050	1070	008 - WKG Division	009	050.43064	176,839.61	3,557.32	173,282.29
Apr-18	050	1070	008 - WKG Division	009	050.44088	64,165.36	349.27	63,816.09
Apr-18	050	1070	008 - WKG Division	009	050.44133	13,968,634.33	193,506.62	13,775,127.71
Apr-18	050	1070	008 - WKG Division	009	050.44145	5,627,446.11	108,760.47	5,518,685.64
Apr-18	050	1070	008 - WKG Division	009	050.44722	13,854.13	41.22	13,812.91
Apr-18	050	1070	008 - WKG Division	009	050.45027	819.90	1.63	818.27
Apr-18	050	1070	008 - WKG Division	009	050.45376	1,585,044.40	26,341.70	1,558,702.70
Apr-18	050	1070	008 - WKG Division	009	050.45472	(7.34)	0.00	(7.34)
Apr-18	050	1070	008 - WKG Division	009	050.45546	32,530.88	318.61	32,212.27
Apr-18	050	1070	008 - WKG Division	009	050.45563	320,379.15	3,861.61	316,517.54
Apr-18	050	1070	008 - WKG Division	009	050.45564	344,374.13	3,773.08	340,601.05

Month	Company	Account	Service Area	RD	Project	CWIP Balance	AFUDC	CWIP Bal w/o Afudc
Apr-18 050		1070	009 - WKG Division	009	050.45832	36,503.85	179.56	36,324.29
Apr-18 050		1070	009 - WKG Division	009	050.48190	(25.58)	12.17	(38.15)
Apr-18 050		1070	009 - WKG Division	009	050.48278	26,025.71	315.38	25,710.33
Apr-18 050		1070	009 - WKG Division	009	050.48282	1.08	0.01	1.07
Apr-18 050		1070	009 - WKG Division	009	050.48442	482,495.79	4,546.72	457,949.07
Apr-18 050		1070	009 - WKG Division	009	050.48443	818,966.44	7,299.50	611,666.94
Apr-18 050		1070	009 - WKG Division	009	050.48444	189,887.18	1,906.00	187,981.18
Apr-18 050		1070	009 - WKG Division	009	050.48445	198,857.47	2,464.02	196,093.45
Apr-18 050		1070	009 - WKG Division	009	050.48454	38,214.44	119.81	38,094.63
Apr-18 050		1070	009 - WKG Division	009	050.48455	43,610.22	160.76	43,449.46
Apr-18 050		1070	009 - WKG Division	009	050.48471	66,531.30	516.07	66,015.23
Apr-18 050		1070	009 - WKG Division	009	050.48504	894,825.35	7,974.44	886,850.91
Apr-18 050		1070	009 - WKG Division	009	050.48525	302,635.66	1,924.77	300,710.89
Apr-18 050		1070	009 - WKG Division	009	050.48537	2,788,245.90	29,334.31	2,758,911.59
Apr-18 050		1070	009 - WKG Division	009	050.48589	555,575.16	5,034.13	550,541.03
Apr-18 050		1070	009 - WKG Division	009	050.48611	469,226.65	4,595.49	464,631.16
Apr-18 050		1070	009 - WKG Division	009	050.48625	176,891.21	2,063.06	174,828.15
Apr-18 050		1070	009 - WKG Division	009	050.48665	572,078.91	5,440.31	566,638.60
Apr-18 050		1070	009 - WKG Division	009	050.48719	109,107.44	994.79	108,112.65
Apr-18 050		1070	009 - WKG Division	009	050.48737	1,132,538.38	10,679.24	1,121,859.14
Apr-18 050		1070	009 - WKG Division	009	050.48743	157,268.71	1,242.98	156,025.73
Apr-18 050		1070	009 - WKG Division	009	050.47032	92,095.51	439.85	91,655.66
Apr-18 050		1070	009 - WKG Division	009	050.47080	218,919.12	2,694.84	216,224.28
Apr-18 050		1070	009 - WKG Division	009	050.47084	1,492.59	0.00	1,492.59
Apr-18 050		1070	009 - WKG Division	009	050.47087	224.34	0.82	223.52
Apr-18 050		1070	009 - WKG Division	009	050.47093	82,361.68	0.00	82,361.68
Apr-18 050		1070	009 - WKG Division	009	050.47096	3,786.01	30.07	3,755.94
Apr-18 050		1070	009 - WKG Division	009	050.47099	(290.45)	0.55	(291.00)
Apr-18 050		1070	009 - WKG Division	009	050.47102	394,595.98	3,299.75	391,296.23
Apr-18 050		1070	009 - WKG Division	009	050.47136	(2,020.45)	2.92	(2,023.37)
Apr-18 050		1070	009 - WKG Division	009	050.47188	16,517.80	0.00	16,517.80
Apr-18 050		1070	009 - WKG Division	009	050.47184	61,805.28	0.00	61,805.28
Apr-18 050		1070	009 - WKG Division	009	050.47190	58,732.42	465.56	58,266.86
Apr-18 050		1070	009 - WKG Division	009	050.47201	13,781.63	90.11	13,691.42
Apr-18 050		1070	009 - WKG Division	009	050.47203	7,335.32	24.08	7,311.24
Apr-18 050		1070	009 - WKG Division	009	050.47204	4,864.32	28.65	4,835.67
Apr-18 050		1070	009 - WKG Division	009	050.47260	10,847.29	13.43	10,833.86
Apr-18 050		1070	009 - WKG Division	009	050.47276	85,434.50	425.43	85,009.07
Apr-18 050		1070	009 - WKG Division	009	050.47280	62,366.54	77.21	62,289.33
Apr-18 050		1070	009 - WKG Division	009	050.47282	31,232.58	195.66	31,036.92
Apr-18 050		1070	009 - WKG Division	009	050.47288	1,572.85	0.00	1,572.85
Apr-18 050		1070	009 - WKG Division	009	050.47289	1,681.30	0.00	1,681.30
Apr-18 050		1070	009 - WKG Division	009	050.47286	66,887.85	0.00	66,887.85
Apr-18 050		1070	009 - WKG Division	009	050.47335	13,402.71	48.38	13,354.33
Apr-18 050		1070	009 - WKG Division	009	050.47342	35,468.44	364.90	35,104.54
Apr-18 050		1070	009 - WKG Division	009	050.47343	5,647.22	34.24	5,612.98
Apr-18 050		1070	009 - WKG Division	009	050.47383	147,404.49	351.71	147,052.78
Apr-18 050		1070	009 - WKG Division	009	050.47396	97,758.99	364.90	97,394.09
Apr-18 050		1070	009 - WKG Division	009	050.47482	9,084.84	13.22	9,071.62
Apr-18 050		1070	009 - WKG Division	009	050.47487	105,520.91	376.92	105,143.99
Apr-18 050		1070	009 - WKG Division	009	050.47584	21,386.16	0.00	21,386.16
Apr-18 050		1070	009 - WKG Division	009	050.47626	56,986.94	180.75	56,806.19
Apr-18 050		1070	009 - WKG Division	009	050.47674	4,922.55	20.35	4,902.20
Apr-18 050		1070	009 - WKG Division	009	050.47675	43,610.22	160.76	43,449.46
Apr-18 050		1070	009 - WKG Division	009	050.47681	(254,111.15)	0.00	(254,111.15)
Apr-18 050		1070	009 - WKG Division	009	050.47777	13,788.59	63.51	13,725.08
Apr-18 050		1070	009 - WKG Division	009	050.47784	669.36	0.00	669.36
Apr-18 050		1070	009 - WKG Division	009	050.47794	37,612.09	138.65	37,473.44
Apr-18 050		1070	009 - WKG Division	009	050.47795	(5,018.11)	0.00	(5,018.11)
Apr-18 050		1070	009 - WKG Division	009	050.47866	3,377.82	12.45	3,365.37
Apr-18 050		1070	009 - WKG Division	009	050.47890	19,611.70	72.29	19,539.41
Apr-18 050		1070	009 - WKG Division	009	050.47910	29,942.52	51.74	29,890.78
Apr-18 050		1070	009 - WKG Division	009	050.47922	1,143.62	4.21	1,139.41
Apr-18 050		1070	009 - WKG Division	009	050.47925	11,674.24	32.59	11,641.65
Apr-18 050		1070	009 - WKG Division	009	050.47932	833.49	3.07	830.42
Apr-18 050		1070	009 - WKG Division	009	050.47955	1,562.71	5.84	1,576.87
Apr-18 050		1070	009 - WKG Division	009	050.48017	2,277.61	7.53	2,270.08
Apr-18 050		1070	009 - WKG Division	009	050.48018	2,672.00	0.00	2,672.00
Apr-18 050		1070	009 - WKG Division	009	050.48024	3,402.28	7.11	3,395.17
Apr-18 050		1070	009 - WKG Division	009	050.48042	53,936.66	103.67	53,832.99
Apr-18 050		1070	009 - WKG Division	009	050.48058	855.70	2.12	853.58
Apr-18 050		1070	009 - WKG Division	009	050.48067	60,914.46	121.84	60,792.61
Apr-18 050		1070	009 - WKG Division	009	050.48071	1,591.53	5.87	1,585.66
Apr-18 050		1070	009 - WKG Division	009	050.48082	384.76	0.95	383.81
Apr-18 050		1070	009 - WKG Division	009	050.48086	8,008.71	29.52	7,979.19
Apr-18 050		1070	009 - WKG Division	009	050.48087	54,953.46	68.04	54,885.42
Apr-18 050		1070	009 - WKG Division	009	050.48101	6,231.89	7.72	6,224.17
Apr-18 050		1070	009 - WKG Division	009	050.48123	1,172.44	4.13	1,168.31
Apr-18 050		1070	009 - WKG Division	009	050.48187	(1,775.93)	0.00	(1,775.93)
Apr-18 050		1070	009 - WKG Division	009	050.48337	195,462.97	241.39	195,220.98
Apr-18 050		1070	009 - WKG Division	009	050.48369	5,690.39	7.04	5,683.34
Apr-18 050		1070	009 - WKG Division	009	050.48380	(1,963.79)	0.00	(1,963.79)
Apr-18 050		1070	009 - WKG Division	009	050.10000	28,664.89	0.00	28,664.89
Apr-18 050		1070	009 - WKG Division	009	050.17884	30,302.40	0.00	30,302.40
Apr-18 050		1070	091 - Brentwood Division	091	050.48044	7,301.11	0.00	7,301.11
Apr-18 050		1070	091 - Brentwood Division	091	050.10000	8,433.05	0.00	8,433.05
Apr-18 050		1070	091 - Brentwood Division	091	050.10002	20,375.13	0.00	20,375.13
May-18 010		1070	002 - Dallas Atmos Rate Division	002	010.23302	77,081.34	0.00	77,081.34
May-18 010		1070	002 - Dallas Atmos Rate Division	002	010.25034	2,353,731.60	0.00	2,353,731.60
May-18 010		1070	002 - Dallas Atmos Rate Division	002	010.25484	973,166.56	0.00	973,166.56
May-18 010		1070	002 - Dallas Atmos Rate Division	002	010.25486	296,829.98	0.00	296,829.98
May-18 010		1070	002 - Dallas Atmos Rate Division	002	010.28080	355,834.06	0.00	355,834.06
May-18 010		1070	002 - Dallas Atmos Rate Division	002	010.29307	44,328.04	0.00	44,328.04
May-18 010		1070	002 - Dallas Atmos Rate Division	002	010.29603	890,453.46	0.00	890,453.46
May-18 010		1070	002 - Dallas Atmos Rate Division	002	010.29683	140,669.79	0.00	140,669.79
May-18 010		1070	002 - Dallas Atmos Rate Division	002	010.29740	869,438.99	0.00	869,438.99
May-18 010		1070	002 - Dallas Atmos Rate Division	002	010.30149	747,612.89	0.00	747,612.89
May-18 010		1070	002 - Dallas Atmos Rate Division	002	010.30327	1,667.37	0.00	1,667.37
May-18 010		1070	002 - Dallas Atmos Rate Division	002	010.30655	1,060,904.12	0.00	1,060,904.12
May-18 010		1070	002 - Dallas Atmos Rate Division	002	010.31051	46,375.24	0.00	46,375.24
May-18 010		1070	002 - Dallas Atmos Rate Division	002	010.31087	328,236.12	0.00	328,236.12
May-18 010		1070	002 - Dallas Atmos Rate Division	002	010.31276	213,390.27	0.00	213,390.27
May-18 010		1070	002 - Dallas Atmos Rate Division	002	010.31281	17,047.61	0.00	17,047.61
May-18 010		1070	002 - Dallas Atmos Rate Division	002	010.31308	41,232.81	0.00	41,232.81
May-18 010		1070	002 - Dallas Atmos Rate Division	002	010.31313	32,929.29	0.00	32,929.29
May-18 010		1070	002 - Dallas Atmos Rate Division	002	010.31316	188,950.66	0.00	188,950.66
May-18 010		1070	002 - Dallas Atmos Rate Division	002	010.31317	236,656.62	0.00	236,656.62

Month	Company	Account	Service Area	RD	Project	CWIP Balance	AFUDC	CWIP Bal w/o Afudc
May-18	010	1070	002 - Dallas Atmos Rate Division	002	010.31351	417,533.11	0.00	417,533.11
May-18	010	1070	002 - Dallas Atmos Rate Division	002	010.31381	754,335.96	0.00	754,335.96
May-18	010	1070	002 - Dallas Atmos Rate Division	002	010.31383	147,572.67	0.00	147,572.67
May-18	010	1070	002 - Dallas Atmos Rate Division	002	010.31521	64,624.77	0.00	64,624.77
May-18	010	1070	002 - Dallas Atmos Rate Division	002	010.31522	8,609.31	0.00	8,609.31
May-18	010	1070	002 - Dallas Atmos Rate Division	002	010.31699	183,998.81	0.00	183,998.81
May-18	010	1070	002 - Dallas Atmos Rate Division	002	010.31764	285,555.58	0.00	285,555.58
May-18	010	1070	002 - Dallas Atmos Rate Division	002	010.31782	393.31	0.00	393.31
May-18	010	1070	002 - Dallas Atmos Rate Division	002	010.31791	424,377.06	0.00	424,377.06
May-18	010	1070	002 - Dallas Atmos Rate Division	002	010.31876	32,470.38	0.00	32,470.38
May-18	010	1070	002 - Dallas Atmos Rate Division	002	010.31940	1,072,979.20	0.00	1,072,979.20
May-18	010	1070	002 - Dallas Atmos Rate Division	002	010.32138	665,350.42	0.00	665,350.42
May-18	010	1070	002 - Dallas Atmos Rate Division	002	010.32145	560,837.90	0.00	560,837.90
May-18	010	1070	002 - Dallas Atmos Rate Division	002	010.32146	477,617.62	0.00	477,617.62
May-18	010	1070	002 - Dallas Atmos Rate Division	002	010.32170	151,765.17	0.00	151,765.17
May-18	010	1070	002 - Dallas Atmos Rate Division	002	010.32190	11,214.25	0.00	11,214.25
May-18	010	1070	002 - Dallas Atmos Rate Division	002	010.32338	4,951.73	0.00	4,951.73
May-18	010	1070	002 - Dallas Atmos Rate Division	002	010.32462	68,728.52	0.00	68,728.52
May-18	010	1070	002 - Dallas Atmos Rate Division	002	010.32473	399,036.69	0.00	399,036.69
May-18	010	1070	002 - Dallas Atmos Rate Division	002	010.32474	11,792.67	0.00	11,792.67
May-18	010	1070	002 - Dallas Atmos Rate Division	002	010.32575	160,098.55	0.00	160,098.55
May-18	010	1070	002 - Dallas Atmos Rate Division	002	OH.010.10000	(3,328,148.62)	0.00	(3,328,148.62)
May-18	010	1070	012 - Call Center Division	012	010.29528	1,668,575.83	0.00	1,668,575.83
May-18	010	1070	012 - Call Center Division	012	010.29821	102,722.86	0.00	102,722.86
May-18	010	1070	012 - Call Center Division	012	010.30694	39,232.55	0.00	39,232.55
May-18	010	1070	012 - Call Center Division	012	010.30789	1,866.25	0.00	1,866.25
May-18	010	1070	012 - Call Center Division	012	010.30859	3,702.05	0.00	3,702.05
May-18	010	1070	012 - Call Center Division	012	010.31391	60,990.17	0.00	60,990.17
May-18	010	1070	012 - Call Center Division	012	010.31512	8,780.45	0.00	8,780.45
May-18	010	1070	012 - Call Center Division	012	010.31515	6,759.27	0.00	6,759.27
May-18	010	1070	012 - Call Center Division	012	010.31516	3,703.44	0.00	3,703.44
May-18	010	1070	012 - Call Center Division	012	010.31565	20,716.74	0.00	20,716.74
May-18	010	1070	012 - Call Center Division	012	010.31715	1,361.07	0.00	1,361.07
May-18	010	1070	012 - Call Center Division	012	010.31837	21,339.96	0.00	21,339.96
May-18	010	1070	012 - Call Center Division	012	010.31862	40,519.25	0.00	40,519.25
May-18	010	1070	012 - Call Center Division	012	010.32078	51,457.90	0.00	51,457.90
May-18	010	1070	012 - Call Center Division	012	010.32092	59,853.45	0.00	59,853.45
May-18	010	1070	012 - Call Center Division	012	010.32264	647,318.24	0.00	647,318.24
May-18	010	1070	012 - Call Center Division	012	010.32385	573,724.19	0.00	573,724.19
May-18	010	1070	012 - Call Center Division	012	010.32416	253,937.10	0.00	253,937.10
May-18	010	1070	012 - Call Center Division	012	010.32460	22,609.84	0.00	22,609.84
May-18	010	1070	012 - Call Center Division	012	010.32556	24,726.70	0.00	24,726.70
May-18	010	1070	012 - Call Center Division	012	010.32632	42,180.46	0.00	42,180.46
May-18	010	1070	012 - Call Center Division	012	010.32647	2,423.52	0.00	2,423.52
May-18	050	1070	009 - WKG Division	009	050.36386	8.95	8.95	(0.00)
May-18	050	1070	009 - WKG Division	009	050.42070	0.12	0.12	0.00
May-18	050	1070	009 - WKG Division	009	050.42071	436.59	1.30	435.29
May-18	050	1070	009 - WKG Division	009	050.42322	81,638.33	483.16	81,155.17
May-18	050	1070	009 - WKG Division	009	050.42985	197,895.81	2,092.19	195,803.62
May-18	050	1070	009 - WKG Division	009	050.43064	176,839.61	3,557.32	173,282.29
May-18	050	1070	009 - WKG Division	009	050.44088	64,166.36	349.27	63,816.09
May-18	050	1070	009 - WKG Division	009	050.44133	16,016,767.51	230,317.78	15,786,449.73
May-18	050	1070	009 - WKG Division	009	050.44145	6,015,205.23	123,003.03	5,892,202.20
May-18	050	1070	009 - WKG Division	009	050.44722	21,006.75	84.02	20,921.73
May-18	050	1070	009 - WKG Division	009	050.45027	819.90	1.63	818.27
May-18	050	1070	009 - WKG Division	009	050.45376	1,588,330.70	30,197.87	1,558,132.83
May-18	050	1070	009 - WKG Division	009	050.46472	(7.34)	0.00	(7.34)
May-18	050	1070	009 - WKG Division	009	050.46546	35,633.37	402.49	35,230.88
May-18	050	1070	009 - WKG Division	009	050.46563	320,379.15	3,861.61	316,517.54
May-18	050	1070	009 - WKG Division	009	050.46564	344,374.13	3,773.08	340,601.05
May-18	050	1070	009 - WKG Division	009	050.46563	36,503.85	179.56	36,324.29
May-18	050	1070	009 - WKG Division	009	050.46190	(26.99)	12.17	(38.15)
May-18	050	1070	009 - WKG Division	009	050.46278	26,197.97	379.50	25,818.47
May-18	050	1070	009 - WKG Division	009	050.46282	1.08	0.01	1.07
May-18	050	1070	009 - WKG Division	009	050.46442	514,278.58	5,748.01	508,530.57
May-18	050	1070	009 - WKG Division	009	050.46443	620,486.99	8,820.05	611,666.94
May-18	050	1070	009 - WKG Division	009	050.46444	201,730.15	2,387.18	199,342.97
May-18	050	1070	009 - WKG Division	009	050.46445	169,302.16	2,951.81	166,350.35
May-18	050	1070	009 - WKG Division	009	050.46454	38,214.44	119.81	38,094.63
May-18	050	1070	009 - WKG Division	009	050.46465	43,810.22	160.76	43,649.46
May-18	050	1070	009 - WKG Division	009	050.46471	66,531.30	516.07	66,015.23
May-18	050	1070	009 - WKG Division	009	050.46504	990,962.58	10,295.68	980,666.90
May-18	050	1070	009 - WKG Division	009	050.46525	460,247.86	2,867.04	457,380.82
May-18	050	1070	009 - WKG Division	009	050.46537	3,381,366.23	36,921.27	3,344,444.96
May-18	050	1070	009 - WKG Division	009	050.46588	565,454.22	6,413.29	559,040.93
May-18	050	1070	009 - WKG Division	009	050.46611	525,894.29	5,819.44	520,074.85
May-18	050	1070	009 - WKG Division	009	050.46625	177,761.29	2,497.96	175,263.33
May-18	050	1070	009 - WKG Division	009	050.46665	597,408.42	6,878.62	590,529.80
May-18	050	1070	009 - WKG Division	009	050.46719	110,868.87	1,265.15	109,603.72
May-18	050	1070	009 - WKG Division	009	050.46743	157,856.56	1,630.85	156,225.71
May-18	050	1070	009 - WKG Division	009	050.47032	108,091.51	687.27	107,404.24
May-18	050	1070	009 - WKG Division	009	050.47080	219,877.23	3,232.88	216,644.35
May-18	050	1070	009 - WKG Division	009	050.47084	1,492.59	0.00	1,492.59
May-18	050	1070	009 - WKG Division	009	050.47087	224.34	0.82	223.52
May-18	050	1070	009 - WKG Division	009	050.47093	83,286.16	0.00	83,286.16
May-18	050	1070	009 - WKG Division	009	050.47096	14,698.92	52.94	14,645.98
May-18	050	1070	009 - WKG Division	009	050.47099	(247.99)	0.55	(248.54)
May-18	050	1070	009 - WKG Division	009	050.47102	405,947.42	4,285.36	401,662.06
May-18	050	1070	009 - WKG Division	009	050.47136	(2,026.45)	2.92	(2,023.53)
May-18	050	1070	009 - WKG Division	009	050.47168	16,517.80	0.00	16,517.80
May-18	050	1070	009 - WKG Division	009	050.47184	83,802.47	0.00	83,802.47
May-18	050	1070	009 - WKG Division	009	050.47190	83,944.12	616.70	83,327.42
May-18	050	1070	009 - WKG Division	009	050.47201	13,797.06	124.12	13,672.94
May-18	050	1070	009 - WKG Division	009	050.47203	7,436.90	42.36	7,394.54
May-18	050	1070	009 - WKG Division	009	050.47204	4,864.32	28.65	4,835.67
May-18	050	1070	009 - WKG Division	009	050.47260	42,793.54	79.99	42,713.55
May-18	050	1070	009 - WKG Division	009	050.47276	151,889.44	718.74	151,170.70
May-18	050	1070	009 - WKG Division	009	050.47280	147,232.83	337.22	146,895.61
May-18	050	1070	009 - WKG Division	009	050.47288	3,285.25	0.00	3,285.25
May-18	050	1070	009 - WKG Division	009	050.47289	3,568.23	0.00	3,568.23
May-18	050	1070	009 - WKG Division	009	050.47296	66,887.85	0.00	66,887.85
May-18	050	1070	009 - WKG Division	009	050.47342	131,913.72	571.79	131,341.93
May-18	050	1070	009 - WKG Division	009	050.47357	7,142.66	8.87	7,133.79
May-18	050	1070	009 - WKG Division	009	050.47383	384,321.67	1,010.93	383,310.74
May-18	050	1070	009 - WKG Division	009	050.47396	113,100.69	625.76	112,474.93
May-18	050	1070	009 - WKG Division	009	050.47462	135,299.49	192.43	135,107.06
May-18	050	1070	009 - WKG Division	009	050.47487	154,979.77	699.37	154,280.40

Month	Company	Account	Service Area	RD	Project	CWIP Balance	AFUDC	CWIP Bai w/o Afudc
May-18 050		1070 009 - WKG Division		009	050.47626	123,200.39	404.00	122,796.39
May-18 050		1070 009 - WKG Division		009	050.47674	5,072.17	32.71	5,039.46
May-18 050		1070 009 - WKG Division		009	050.47675	43,610.22	160.76	43,449.46
May-18 050		1070 009 - WKG Division		009	050.47681	(183,028.07)	0.00	(183,028.07)
May-18 050		1070 009 - WKG Division		009	050.47777	18,190.36	103.05	18,087.31
May-18 050		1070 009 - WKG Division		009	050.47784	5,533.46	7.70	5,525.76
May-18 050		1070 009 - WKG Division		009	050.47794	47,758.43	244.29	47,514.14
May-18 050		1070 009 - WKG Division		009	050.47795	(5,018.11)	0.00	(5,018.11)
May-18 050		1070 009 - WKG Division		009	050.47866	3,377.82	12.45	3,365.37
May-18 050		1070 009 - WKG Division		009	050.47885	60,898.28	75.59	60,822.69
May-18 050		1070 009 - WKG Division		009	050.47890	19,611.70	72.29	19,539.41
May-18 050		1070 009 - WKG Division		009	050.47910	55,420.17	157.58	55,262.59
May-18 050		1070 009 - WKG Division		009	050.47932	833.49	3.07	830.42
May-18 050		1070 009 - WKG Division		009	050.47955	1,582.71	5.84	1,576.87
May-18 050		1070 009 - WKG Division		009	050.47978	79,009.98	98.08	78,911.90
May-18 050		1070 009 - WKG Division		009	050.47979	45,890.54	56.97	45,833.57
May-18 050		1070 009 - WKG Division		009	050.48042	86,655.74	277.95	86,377.79
May-18 050		1070 009 - WKG Division		009	050.48055	6,027.29	0.00	6,027.29
May-18 050		1070 009 - WKG Division		009	050.48082	384.76	0.95	383.81
May-18 050		1070 009 - WKG Division		009	050.48086	12,130.45	54.45	12,076.00
May-18 050		1070 009 - WKG Division		009	050.48087	175,594.02	354.08	175,239.94
May-18 050		1070 009 - WKG Division		009	050.48081	(6,808.58)	0.00	(6,808.58)
May-18 050		1070 009 - WKG Division		009	050.48101	6,330.78	23.30	6,307.48
May-18 050		1070 009 - WKG Division		009	050.48123	(1,289.27)	4.13	(1,303.40)
May-18 050		1070 009 - WKG Division		009	050.48135	10,982.70	13.63	10,969.07
May-18 050		1070 009 - WKG Division		009	050.48187	(1,775.85)	0.00	(1,775.85)
May-18 050		1070 009 - WKG Division		009	050.48331	14,447.01	17.93	14,429.08
May-18 050		1070 009 - WKG Division		009	050.48332	2,521.92	3.13	2,518.79
May-18 050		1070 009 - WKG Division		009	050.48337	195,948.27	727.29	195,220.98
May-18 050		1070 009 - WKG Division		009	050.48358	(118.18)	0.00	(118.18)
May-18 050		1070 009 - WKG Division		009	050.48359	120,293.91	163.42	120,130.49
May-18 050		1070 009 - WKG Division		009	050.48380	(1,963.78)	0.00	(1,963.78)
May-18 050		1070 009 - WKG Division		009	050.48415	435.78	0.54	435.24
May-18 050		1070 009 - WKG Division		009	050.48425	56,227.52	0.00	56,227.52
May-18 050		1070 009 - WKG Division		009	050.48450	(1,028.95)	0.00	(1,028.95)
May-18 050		1070 009 - WKG Division		009	050.48451	(480.53)	0.00	(480.53)
May-18 050		1070 009 - WKG Division		009	050.48514	12,431.47	0.00	12,431.47
May-18 050		1070 009 - WKG Division		009	050.48569	(3,861.20)	0.00	(3,861.20)
May-18 050		1070 009 - WKG Division		009	050.48569	28,664.89	0.00	28,664.89
May-18 050		1070 009 - WKG Division		009	050.48569	(15,313.90)	0.00	(15,313.90)
May-18 050		1070 091 - Brentwood Division		091	050.48044	14,895.83	0.00	14,895.83
May-18 050		1070 091 - Brentwood Division		091	050.48044	(102,847.05)	0.00	(102,847.05)
May-18 050		1070 091 - Brentwood Division		091	050.48044	20,375.13	0.00	20,375.13
Jun-18 010		1070 002 - Dallas Atmos Rate Division		002	010.23302	77,081.34	0.00	77,081.34
Jun-18 010		1070 002 - Dallas Atmos Rate Division		002	010.25034	2,419,468.85	0.00	2,419,468.85
Jun-18 010		1070 002 - Dallas Atmos Rate Division		002	010.25484	973,166.56	0.00	973,166.56
Jun-18 010		1070 002 - Dallas Atmos Rate Division		002	010.25486	296,829.98	0.00	296,829.98
Jun-18 010		1070 002 - Dallas Atmos Rate Division		002	010.28080	355,834.06	0.00	355,834.06
Jun-18 010		1070 002 - Dallas Atmos Rate Division		002	010.29307	44,328.04	0.00	44,328.04
Jun-18 010		1070 002 - Dallas Atmos Rate Division		002	010.29603	908,124.13	0.00	908,124.13
Jun-18 010		1070 002 - Dallas Atmos Rate Division		002	010.29663	140,669.79	0.00	140,669.79
Jun-18 010		1070 002 - Dallas Atmos Rate Division		002	010.29740	871,467.24	0.00	871,467.24
Jun-18 010		1070 002 - Dallas Atmos Rate Division		002	010.30327	1,667.37	0.00	1,667.37
Jun-18 010		1070 002 - Dallas Atmos Rate Division		002	010.31051	44,632.65	0.00	44,632.65
Jun-18 010		1070 002 - Dallas Atmos Rate Division		002	010.31067	331,467.12	0.00	331,467.12
Jun-18 010		1070 002 - Dallas Atmos Rate Division		002	010.31276	311,058.27	0.00	311,058.27
Jun-18 010		1070 002 - Dallas Atmos Rate Division		002	010.31281	13,474.21	0.00	13,474.21
Jun-18 010		1070 002 - Dallas Atmos Rate Division		002	010.31308	50,105.92	0.00	50,105.92
Jun-18 010		1070 002 - Dallas Atmos Rate Division		002	010.31313	50,865.60	0.00	50,865.60
Jun-18 010		1070 002 - Dallas Atmos Rate Division		002	010.31316	277,339.69	0.00	277,339.69
Jun-18 010		1070 002 - Dallas Atmos Rate Division		002	010.31351	461,253.02	0.00	461,253.02
Jun-18 010		1070 002 - Dallas Atmos Rate Division		002	010.31381	753,905.19	0.00	753,905.19
Jun-18 010		1070 002 - Dallas Atmos Rate Division		002	010.31383	147,572.67	0.00	147,572.67
Jun-18 010		1070 002 - Dallas Atmos Rate Division		002	010.31521	76,788.78	0.00	76,788.78
Jun-18 010		1070 002 - Dallas Atmos Rate Division		002	010.31522	13,250.36	0.00	13,250.36
Jun-18 010		1070 002 - Dallas Atmos Rate Division		002	010.31699	321,219.50	0.00	321,219.50
Jun-18 010		1070 002 - Dallas Atmos Rate Division		002	010.31761	297,600.95	0.00	297,600.95
Jun-18 010		1070 002 - Dallas Atmos Rate Division		002	010.31782	415.70	0.00	415.70
Jun-18 010		1070 002 - Dallas Atmos Rate Division		002	010.31791	423,636.11	0.00	423,636.11
Jun-18 010		1070 002 - Dallas Atmos Rate Division		002	010.31876	32,470.38	0.00	32,470.38
Jun-18 010		1070 002 - Dallas Atmos Rate Division		002	010.31940	1,361,630.44	0.00	1,361,630.44
Jun-18 010		1070 002 - Dallas Atmos Rate Division		002	010.32138	942,242.46	0.00	942,242.46
Jun-18 010		1070 002 - Dallas Atmos Rate Division		002	010.32145	559,040.66	0.00	559,040.66
Jun-18 010		1070 002 - Dallas Atmos Rate Division		002	010.32146	477,617.62	0.00	477,617.62
Jun-18 010		1070 002 - Dallas Atmos Rate Division		002	010.32170	197,192.25	0.00	197,192.25
Jun-18 010		1070 002 - Dallas Atmos Rate Division		002	010.32190	10,737.37	0.00	10,737.37
Jun-18 010		1070 002 - Dallas Atmos Rate Division		002	010.32238	4,951.73	0.00	4,951.73
Jun-18 010		1070 002 - Dallas Atmos Rate Division		002	010.32462	68,369.83	0.00	68,369.83
Jun-18 010		1070 002 - Dallas Atmos Rate Division		002	010.32473	783,972.23	0.00	783,972.23
Jun-18 010		1070 002 - Dallas Atmos Rate Division		002	010.32474	66,126.61	0.00	66,126.61
Jun-18 010		1070 002 - Dallas Atmos Rate Division		002	010.32575	159,263.01	0.00	159,263.01
Jun-18 010		1070 002 - Dallas Atmos Rate Division		002	010.32724	123,839.94	0.00	123,839.94
Jun-18 010		1070 002 - Dallas Atmos Rate Division		002	010.32797	3,959.04	0.00	3,959.04
Jun-18 010		1070 002 - Dallas Atmos Rate Division		002	010.100000	204.29	0.00	204.29
Jun-18 010		1070 012 - Call Center Division		012	010.29528	1,668,578.30	0.00	1,668,578.30
Jun-18 010		1070 012 - Call Center Division		012	010.30694	39,159.99	0.00	39,159.99
Jun-18 010		1070 012 - Call Center Division		012	010.30789	1,885.83	0.00	1,885.83
Jun-18 010		1070 012 - Call Center Division		012	010.30859	3,702.05	0.00	3,702.05
Jun-18 010		1070 012 - Call Center Division		012	010.31391	60,931.86	0.00	60,931.86
Jun-18 010		1070 012 - Call Center Division		012	010.31512	8,780.45	0.00	8,780.45
Jun-18 010		1070 012 - Call Center Division		012	010.31515	6,759.27	0.00	6,759.27
Jun-18 010		1070 012 - Call Center Division		012	010.31516	3,703.44	0.00	3,703.44
Jun-18 010		1070 012 - Call Center Division		012	010.31565	20,620.30	0.00	20,620.30
Jun-18 010		1070 012 - Call Center Division		012	010.31715	1,361.07	0.00	1,361.07
Jun-18 010		1070 012 - Call Center Division		012	010.31837	24,028.91	0.00	24,028.91
Jun-18 010		1070 012 - Call Center Division		012	010.31862	40,519.25	0.00	40,519.25
Jun-18 010		1070 012 - Call Center Division		012	010.31864	51,027.89	0.00	51,027.89
Jun-18 010		1070 012 - Call Center Division		012	010.32078	53,722.14	0.00	53,722.14
Jun-18 010		1070 012 - Call Center Division		012	010.32092	90,980.65	0.00	90,980.65
Jun-18 010		1070 012 - Call Center Division		012	010.32264	954,297.42	0.00	954,297.42
Jun-18 010		1070 012 - Call Center Division		012	010.32385	592,351.19	0.00	592,351.19
Jun-18 010		1070 012 - Call Center Division		012	010.32416	252,611.82	0.00	252,611.82
Jun-18 010		1070 012 - Call Center Division		012	010.32460	22,491.84	0.00	22,491.84
Jun-18 010		1070 012 - Call Center Division		012	010.32556	24,597.65	0.00	24,597.65
Jun-18 010		1070 012 - Call Center Division		012	010.32632	48,216.31	0.00	48,216.31
Jun-18 010		1070 012 - Call Center Division		012	010.32868	4,957.06	0.00	4,957.06
Jun-18 010		1070 012 - Call Center Division		012	010.32897	5,348.43	0.00	5,348.43

Month	Company	Account	Service Area	RD	Project	CWIP Balance	AFUDC	CWIP Bal w/o Afudc
Jun-18	010	1070	012 - Call Center Division	012	010.32916	3,160.82	0.00	3,160.82
Jun-18	050	1070	009 - WKG Division	009	050.36386	8.95	8.95	[0.00]
Jun-18	050	1070	009 - WKG Division	009	050.42070	0.12	0.12	0.00
Jun-18	050	1070	009 - WKG Division	009	050.42071	435.59	1.30	435.29
Jun-18	050	1070	009 - WKG Division	009	050.42322	81,638.33	483.16	81,155.17
Jun-18	050	1070	009 - WKG Division	009	050.42995	208,720.89	2,592.68	206,128.21
Jun-18	050	1070	009 - WKG Division	009	050.43064	176,839.61	3,557.32	173,282.29
Jun-18	050	1070	009 - WKG Division	009	050.44088	64,165.36	349.27	63,816.09
Jun-18	050	1070	009 - WKG Division	009	050.44133	16,468,674.19	270,042.40	16,198,631.79
Jun-18	050	1070	009 - WKG Division	009	050.44145	6,659,859.42	138,453.48	6,521,405.94
Jun-18	050	1070	009 - WKG Division	009	050.45027	819.90	1.63	818.27
Jun-18	050	1070	009 - WKG Division	009	050.45376	1,612,528.84	34,093.74	1,578,435.10
Jun-18	050	1070	009 - WKG Division	009	050.45472	[7.34]	0.00	[7.34]
Jun-18	050	1070	009 - WKG Division	009	050.45546	35,621.49	489.78	35,131.71
Jun-18	050	1070	009 - WKG Division	009	050.45832	36,503.85	179.56	36,324.29
Jun-18	050	1070	009 - WKG Division	009	050.46190	[25.98]	12.17	[38.15]
Jun-18	050	1070	009 - WKG Division	009	050.46278	26,213.00	443.53	25,769.47
Jun-18	050	1070	009 - WKG Division	009	050.46282	1.08	0.01	1.07
Jun-18	050	1070	009 - WKG Division	009	050.46442	562,025.23	7,066.60	554,958.63
Jun-18	050	1070	009 - WKG Division	009	050.46443	620,488.33	8,820.05	611,668.28
Jun-18	050	1070	009 - WKG Division	009	050.46444	212,256.63	2,893.92	209,362.71
Jun-18	050	1070	009 - WKG Division	009	050.46445	200,047.32	3,439.03	196,608.29
Jun-18	050	1070	009 - WKG Division	009	050.46454	38,214.44	119.81	38,094.63
Jun-18	050	1070	009 - WKG Division	009	050.46455	43,610.22	160.76	43,449.46
Jun-18	050	1070	009 - WKG Division	009	050.46471	66,531.30	516.07	66,015.23
Jun-18	050	1070	009 - WKG Division	009	050.46504	1,028,952.07	12,771.51	1,016,180.56
Jun-18	050	1070	009 - WKG Division	009	050.46525	554,457.64	4,116.48	550,341.16
Jun-18	050	1070	009 - WKG Division	009	050.46537	3,987,661.71	45,955.91	3,941,705.80
Jun-18	050	1070	009 - WKG Division	009	050.46588	582,062.40	7,818.42	574,243.98
Jun-18	050	1070	009 - WKG Division	009	050.46611	578,245.52	7,172.32	571,073.20
Jun-18	050	1070	009 - WKG Division	009	050.46625	253,273.29	3,025.54	250,247.75
Jun-18	050	1070	009 - WKG Division	009	050.46665	629,756.43	8,381.22	621,375.21
Jun-18	050	1070	009 - WKG Division	009	050.46719	110,354.52	1,535.72	108,818.80
Jun-18	050	1070	009 - WKG Division	009	050.47032	131,499.71	982.26	130,517.45
Jun-18	050	1070	009 - WKG Division	009	050.47080	220,187.90	3,769.82	216,418.08
Jun-18	050	1070	009 - WKG Division	009	050.47084	1,492.59	0.00	1,492.59
Jun-18	050	1070	009 - WKG Division	009	050.47087	224.34	0.82	223.52
Jun-18	050	1070	009 - WKG Division	009	050.47093	83,291.27	0.00	83,291.27
Jun-18	050	1070	009 - WKG Division	009	050.47096	19,355.80	94.98	19,260.82
Jun-18	050	1070	009 - WKG Division	009	050.47099	3,090.57	4.07	3,086.50
Jun-18	050	1070	009 - WKG Division	009	050.47136	9,679.94	12.39	9,667.55
Jun-18	050	1070	009 - WKG Division	009	050.47158	16,517.80	0.00	16,517.80
Jun-18	050	1070	009 - WKG Division	009	050.47184	63,804.95	0.00	63,804.95
Jun-18	050	1070	009 - WKG Division	009	050.47190	64,954.15	774.79	64,179.36
Jun-18	050	1070	009 - WKG Division	009	050.47201	13,837.67	158.03	13,679.64
Jun-18	050	1070	009 - WKG Division	009	050.47203	7,415.56	60.65	7,354.91
Jun-18	050	1070	009 - WKG Division	009	050.47204	4,864.32	28.65	4,835.67
Jun-18	050	1070	009 - WKG Division	009	050.47260	73,790.65	224.16	73,566.49
Jun-18	050	1070	009 - WKG Division	009	050.47276	310,611.88	1,289.44	309,322.44
Jun-18	050	1070	009 - WKG Division	009	050.47280	279,669.14	865.03	278,804.11
Jun-18	050	1070	009 - WKG Division	009	050.47288	3,285.72	0.00	3,285.72
Jun-18	050	1070	009 - WKG Division	009	050.47289	3,568.73	0.00	3,568.73
Jun-18	050	1070	009 - WKG Division	009	050.47296	75,255.14	0.00	75,255.14
Jun-18	050	1070	009 - WKG Division	009	050.47357	7,606.94	27.11	7,579.83
Jun-18	050	1070	009 - WKG Division	009	050.47383	420,812.99	2,005.45	418,807.54
Jun-18	050	1070	009 - WKG Division	009	050.47482	138,541.57	531.06	138,010.51
Jun-18	050	1070	009 - WKG Division	009	050.47487	191,896.86	1,127.19	190,769.67
Jun-18	050	1070	009 - WKG Division	009	050.47674	5,021.51	45.13	4,976.38
Jun-18	050	1070	009 - WKG Division	009	050.47675	43,610.22	160.76	43,449.46
Jun-18	050	1070	009 - WKG Division	009	050.47681	[121,203.21]	0.00	[121,203.21]
Jun-18	050	1070	009 - WKG Division	009	050.47777	18,143.07	147.79	17,995.28
Jun-18	050	1070	009 - WKG Division	009	050.47784	37,009.42	60.36	36,949.06
Jun-18	050	1070	009 - WKG Division	009	050.47794	250,080.73	612.51	249,468.22
Jun-18	050	1070	009 - WKG Division	009	050.47795	[5,018.11]	0.00	[5,018.11]
Jun-18	050	1070	009 - WKG Division	009	050.47866	3,377.82	12.45	3,365.37
Jun-18	050	1070	009 - WKG Division	009	050.47885	154,566.60	342.21	154,224.39
Jun-18	050	1070	009 - WKG Division	009	050.47890	19,611.70	72.29	19,539.41
Jun-18	050	1070	009 - WKG Division	009	050.47910	120,819.72	375.43	120,444.29
Jun-18	050	1070	009 - WKG Division	009	050.47932	833.49	3.07	830.42
Jun-18	050	1070	009 - WKG Division	009	050.47955	1,582.71	5.84	1,576.87
Jun-18	050	1070	009 - WKG Division	009	050.47978	85,707.39	301.81	85,405.58
Jun-18	050	1070	009 - WKG Division	009	050.47979	55,429.01	182.30	55,246.71
Jun-18	050	1070	009 - WKG Division	009	050.48055	14,719.15	0.00	14,719.15
Jun-18	050	1070	009 - WKG Division	009	050.48082	384.76	0.95	383.81
Jun-18	050	1070	009 - WKG Division	009	050.48086	27,825.65	103.79	27,721.86
Jun-18	050	1070	009 - WKG Division	009	050.48087	248,643.63	878.55	247,765.08
Jun-18	050	1070	009 - WKG Division	009	050.48091	[6,608.15]	0.00	[6,608.15]
Jun-18	050	1070	009 - WKG Division	009	050.48136	11,012.75	40.83	10,971.92
Jun-18	050	1070	009 - WKG Division	009	050.48187	[1,775.65]	0.00	[1,775.65]
Jun-18	050	1070	009 - WKG Division	009	050.48307	82,054.72	101.61	81,953.11
Jun-18	050	1070	009 - WKG Division	009	050.48319	1,164.06	1.44	1,162.62
Jun-18	050	1070	009 - WKG Division	009	050.48331	14,127.62	53.27	14,074.35
Jun-18	050	1070	009 - WKG Division	009	050.48332	2,528.82	9.38	2,519.44
Jun-18	050	1070	009 - WKG Division	009	050.48337	206,622.75	1,224.01	205,398.74
Jun-18	050	1070	009 - WKG Division	009	050.48369	219,604.27	583.92	219,020.35
Jun-18	050	1070	009 - WKG Division	009	050.48380	[1,963.78]	0.00	[1,963.78]
Jun-18	050	1070	009 - WKG Division	009	050.48415	437.25	1.62	435.63
Jun-18	050	1070	009 - WKG Division	009	050.48419	78,305.41	96.97	78,208.44
Jun-18	050	1070	009 - WKG Division	009	050.48450	4,429.98	4.21	4,425.77
Jun-18	050	1070	009 - WKG Division	009	050.48451	[480.53]	0.00	[480.53]
Jun-18	050	1070	009 - WKG Division	009	050.48456	3,323.73	4.12	3,319.61
Jun-18	050	1070	009 - WKG Division	009	050.48489	49,193.90	0.00	49,193.90
Jun-18	050	1070	009 - WKG Division	009	050.48514	15,956.80	0.00	15,956.80
Jun-18	050	1070	009 - WKG Division	009	050.48569	[3,861.20]	0.00	[3,861.20]
Jun-18	050	1070	009 - WKG Division	009	050.48592	18,816.84	23.30	18,793.54
Jun-18	050	1070	009 - WKG Division	009	050.48612	7,499.24	9.29	7,489.95
Jun-18	050	1070	009 - WKG Division	009	050.48635	12,776.84	15.82	12,761.02
Jun-18	050	1070	009 - WKG Division	009	050.48639	2,011.18	2.49	2,008.69
Jun-18	050	1070	009 - WKG Division	009	050.48640	3,077.02	3.81	3,073.21
Jun-18	050	1070	009 - WKG Division	009	050.48650	3,955.00	4.90	3,950.10
Jun-18	050	1070	009 - WKG Division	009	050.48652	791.30	0.98	790.32
Jun-18	050	1070	009 - WKG Division	009	050.48654	809.76	1.00	808.76
Jun-18	050	1070	009 - WKG Division	009	050.48765	30,412.86	37.66	30,375.20
Jun-18	050	1070	009 - WKG Division	009	050.48768	6,208.10	7.69	6,200.41
Jun-18	050	1070	009 - WKG Division	009	050.48793	1,750.28	2.17	1,748.11
Jun-18	050	1070	009 - WKG Division	009	OH.050.10000	28,664.89	0.00	28,664.89
Jun-18	050	1070	009 - WKG Division	009	OH.050.17884	[380.21]	0.00	[380.21]

Month	Company	Account	Service Area	RD	Project	CWIP Balance	AFUDC	CWIP Bal w/o Afudc
Jun-18	050	1070	091 - Brentwood Division	091	050.48044	15,143.80	0.00	15,143.80
Jun-18	050	1070	091 - Brentwood Division	091	0H.050.10000	(30,877.20)	0.00	(30,877.20)
Jun-18	050	1070	091 - Brentwood Division	091	0H.050.10002	20,375.13	0.00	20,375.13
Nov-18	010 Atmos Regulated Shared Services	1070	002 - Dallas Atmos Rate Division	002	010.23302	77,081.34	0.00	77,081.34
Nov-18	010 Atmos Regulated Shared Services	1070	002 - Dallas Atmos Rate Division	002	010.25484	973,166.56	0.00	973,166.56
Nov-18	010 Atmos Regulated Shared Services	1070	002 - Dallas Atmos Rate Division	002	010.25486	296,829.98	0.00	296,829.98
Nov-18	010 Atmos Regulated Shared Services	1070	002 - Dallas Atmos Rate Division	002	010.28080	355,834.06	0.00	355,834.06
Nov-18	010 Atmos Regulated Shared Services	1070	002 - Dallas Atmos Rate Division	002	010.29740	1,103,644.18	0.00	1,103,644.18
Nov-18	010 Atmos Regulated Shared Services	1070	002 - Dallas Atmos Rate Division	002	010.30327	1,667.37	0.00	1,667.37
Nov-18	010 Atmos Regulated Shared Services	1070	002 - Dallas Atmos Rate Division	002	010.31051	69,923.75	0.00	69,923.75
Nov-18	010 Atmos Regulated Shared Services	1070	002 - Dallas Atmos Rate Division	002	010.31276	723,304.26	0.00	723,304.26
Nov-18	010 Atmos Regulated Shared Services	1070	002 - Dallas Atmos Rate Division	002	010.31281	362,163.27	0.00	362,163.27
Nov-18	010 Atmos Regulated Shared Services	1070	002 - Dallas Atmos Rate Division	002	010.31313	682,898.71	0.00	682,898.71
Nov-18	010 Atmos Regulated Shared Services	1070	002 - Dallas Atmos Rate Division	002	010.31316	1,780,299.18	0.00	1,780,299.18
Nov-18	010 Atmos Regulated Shared Services	1070	002 - Dallas Atmos Rate Division	002	010.31381	753,905.19	0.00	753,905.19
Nov-18	010 Atmos Regulated Shared Services	1070	002 - Dallas Atmos Rate Division	002	010.31383	147,572.67	0.00	147,572.67
Nov-18	010 Atmos Regulated Shared Services	1070	002 - Dallas Atmos Rate Division	002	010.31521	88,822.63	0.00	88,822.63
Nov-18	010 Atmos Regulated Shared Services	1070	002 - Dallas Atmos Rate Division	002	010.31522	157,567.73	0.00	157,567.73
Nov-18	010 Atmos Regulated Shared Services	1070	002 - Dallas Atmos Rate Division	002	010.31523	34,535.09	0.00	34,535.09
Nov-18	010 Atmos Regulated Shared Services	1070	002 - Dallas Atmos Rate Division	002	010.31699	327,592.08	0.00	327,592.08
Nov-18	010 Atmos Regulated Shared Services	1070	002 - Dallas Atmos Rate Division	002	010.31764	588,528.16	0.00	588,528.16
Nov-18	010 Atmos Regulated Shared Services	1070	002 - Dallas Atmos Rate Division	002	010.31782	415.70	0.00	415.70
Nov-18	010 Atmos Regulated Shared Services	1070	002 - Dallas Atmos Rate Division	002	010.31876	32,470.38	0.00	32,470.38
Nov-18	010 Atmos Regulated Shared Services	1070	002 - Dallas Atmos Rate Division	002	010.31940	1,403,401.47	0.00	1,403,401.47
Nov-18	010 Atmos Regulated Shared Services	1070	002 - Dallas Atmos Rate Division	002	010.32138	943,369.29	0.00	943,369.29
Nov-18	010 Atmos Regulated Shared Services	1070	002 - Dallas Atmos Rate Division	002	010.32145	559,040.66	0.00	559,040.66
Nov-18	010 Atmos Regulated Shared Services	1070	002 - Dallas Atmos Rate Division	002	010.32146	477,617.62	0.00	477,617.62
Nov-18	010 Atmos Regulated Shared Services	1070	002 - Dallas Atmos Rate Division	002	010.32190	10,737.37	0.00	10,737.37
Nov-18	010 Atmos Regulated Shared Services	1070	002 - Dallas Atmos Rate Division	002	010.32462	183,575.30	0.00	183,575.30
Nov-18	010 Atmos Regulated Shared Services	1070	002 - Dallas Atmos Rate Division	002	010.32473	1,507,703.13	0.00	1,507,703.13
Nov-18	010 Atmos Regulated Shared Services	1070	002 - Dallas Atmos Rate Division	002	010.32474	835,925.35	0.00	835,925.35
Nov-18	010 Atmos Regulated Shared Services	1070	002 - Dallas Atmos Rate Division	002	010.32575	159,263.01	0.00	159,263.01
Nov-18	010 Atmos Regulated Shared Services	1070	002 - Dallas Atmos Rate Division	002	010.32724	123,839.94	0.00	123,839.94
Nov-18	010 Atmos Regulated Shared Services	1070	002 - Dallas Atmos Rate Division	002	010.32947	327,697.58	0.00	327,697.58
Nov-18	010 Atmos Regulated Shared Services	1070	002 - Dallas Atmos Rate Division	002	010.32948	355,929.41	0.00	355,929.41
Nov-18	010 Atmos Regulated Shared Services	1070	002 - Dallas Atmos Rate Division	002	010.32949	460.74	0.00	460.74
Nov-18	010 Atmos Regulated Shared Services	1070	002 - Dallas Atmos Rate Division	002	010.33000	695,111.81	0.00	695,111.81
Nov-18	010 Atmos Regulated Shared Services	1070	002 - Dallas Atmos Rate Division	002	010.33037	379,744.91	0.00	379,744.91
Nov-18	010 Atmos Regulated Shared Services	1070	002 - Dallas Atmos Rate Division	002	010.33040	338,977.81	0.00	338,977.81
Nov-18	010 Atmos Regulated Shared Services	1070	002 - Dallas Atmos Rate Division	002	010.33171	50,072.17	0.00	50,072.17
Nov-18	010 Atmos Regulated Shared Services	1070	002 - Dallas Atmos Rate Division	002	010.33184	68,956.85	0.00	68,956.85
Nov-18	010 Atmos Regulated Shared Services	1070	002 - Dallas Atmos Rate Division	002	010.33493	406,376.38	0.00	406,376.38
Nov-18	010 Atmos Regulated Shared Services	1070	002 - Dallas Atmos Rate Division	002	010.33494	881,415.46	0.00	881,415.46
Nov-18	010 Atmos Regulated Shared Services	1070	002 - Dallas Atmos Rate Division	002	010.33707	8,202.88	0.00	8,202.88
Nov-18	010 Atmos Regulated Shared Services	1070	002 - Dallas Atmos Rate Division	002	010.33763	158,624.24	0.00	158,624.24
Nov-18	010 Atmos Regulated Shared Services	1070	002 - Dallas Atmos Rate Division	002	010.33809	24,028.68	0.00	24,028.68
Nov-18	010 Atmos Regulated Shared Services	1070	002 - Dallas Atmos Rate Division	002	010.33850	19,809.36	0.00	19,809.36
Nov-18	010 Atmos Regulated Shared Services	1070	002 - Dallas Atmos Rate Division	002	010.33860	2,394,977.06	0.00	2,394,977.06
Nov-18	010 Atmos Regulated Shared Services	1070	002 - Dallas Atmos Rate Division	002	010.33874	12,039.83	0.00	12,039.83
Nov-18	010 Atmos Regulated Shared Services	1070	002 - Dallas Atmos Rate Division	002	0H.010.10000	713,410.82	0.00	713,410.82
Nov-18	010 Atmos Regulated Shared Services	1070	012 - Call Center Division	012	010.29528	1,668,578.30	0.00	1,668,578.30
Nov-18	010 Atmos Regulated Shared Services	1070	012 - Call Center Division	012	010.30694	39,159.99	0.00	39,159.99
Nov-18	010 Atmos Regulated Shared Services	1070	012 - Call Center Division	012	010.30789	1,885.83	0.00	1,885.83
Nov-18	010 Atmos Regulated Shared Services	1070	012 - Call Center Division	012	010.30859	3,702.05	0.00	3,702.05
Nov-18	010 Atmos Regulated Shared Services	1070	012 - Call Center Division	012	010.31391	180,551.35	0.00	180,551.35
Nov-18	010 Atmos Regulated Shared Services	1070	012 - Call Center Division	012	010.31565	20,620.30	0.00	20,620.30
Nov-18	010 Atmos Regulated Shared Services	1070	012 - Call Center Division	012	010.31715	1,361.07	0.00	1,361.07
Nov-18	010 Atmos Regulated Shared Services	1070	012 - Call Center Division	012	010.31837	38,617.87	0.00	38,617.87
Nov-18	010 Atmos Regulated Shared Services	1070	012 - Call Center Division	012	010.32078	64,628.31	0.00	64,628.31
Nov-18	010 Atmos Regulated Shared Services	1070	012 - Call Center Division	012	010.32092	99,072.67	0.00	99,072.67
Nov-18	010 Atmos Regulated Shared Services	1070	012 - Call Center Division	012	010.32264	1,446,850.01	0.00	1,446,850.01
Nov-18	010 Atmos Regulated Shared Services	1070	012 - Call Center Division	012	010.32385	1,203,940.64	0.00	1,203,940.64
Nov-18	010 Atmos Regulated Shared Services	1070	012 - Call Center Division	012	010.32416	252,611.82	0.00	252,611.82
Nov-18	010 Atmos Regulated Shared Services	1070	012 - Call Center Division	012	010.32460	22,491.84	0.00	22,491.84
Nov-18	010 Atmos Regulated Shared Services	1070	012 - Call Center Division	012	010.32632	231,187.59	0.00	231,187.59
Nov-18	010 Atmos Regulated Shared Services	1070	012 - Call Center Division	012	010.32868	42,028.85	0.00	42,028.85
Nov-18	010 Atmos Regulated Shared Services	1070	012 - Call Center Division	012	010.32983	40,243.14	0.00	40,243.14
Nov-18	010 Atmos Regulated Shared Services	1070	012 - Call Center Division	012	010.33034	48,462.87	0.00	48,462.87
Nov-18	010 Atmos Regulated Shared Services	1070	012 - Call Center Division	012	010.33200	54,569.63	0.00	54,569.63
Nov-18	010 Atmos Regulated Shared Services	1070	012 - Call Center Division	012	010.33711	2,504.71	0.00	2,504.71
Nov-18	010 Atmos Regulated Shared Services	1070	012 - Call Center Division	012	010.33866	31,128.31	0.00	31,128.31
Nov-18	010 Atmos Regulated Shared Services	1070	012 - Call Center Division	012	010.33871	10,131.81	0.00	10,131.81
Nov-18	010 Atmos Regulated Shared Services	1070	012 - Call Center Division	012	010.33877	12,544.46	0.00	12,544.46
Nov-18	010 Atmos Regulated Shared Services	1070	012 - Call Center Division	012	010.33878	4,814.92	0.00	4,814.92
Nov-18	010 Atmos Regulated Shared Services	1070	012 - Call Center Division	012	010.33889	2,438.88	0.00	2,438.88
Nov-18	010 Atmos Regulated Shared Services	1070	012 - Call Center Division	012	010.33973	5,744.90	0.00	5,744.90
Nov-18	050 Mid-States Division	1070	009 - WKG Division	009	050.36386	8.95	8.95	0.00
Nov-18	050 Mid-States Division	1070	009 - WKG Division	009	050.42070	0.12	0.12	0.00
Nov-18	050 Mid-States Division	1070	009 - WKG Division	009	050.42071	16.16	0.00	16.16
Nov-18	050 Mid-States Division	1070	009 - WKG Division	009	050.42322	84,388.92	1,431.95	82,956.97
Nov-18	050 Mid-States Division	1070	009 - WKG Division	009	050.43064	179,226.77	5,944.48	173,282.29
Nov-18	050 Mid-States Division	1070	009 - WKG Division	009	050.44088	64,165.36	349.27	63,816.09
Nov-18	050 Mid-States Division	1070	009 - WKG Division	009	050.44145	15,915,119.36	376,220.05	15,538,899.31
Nov-18	050 Mid-States Division	1070	009 - WKG Division	009	050.45376	1,946,255.12	69,549.28	1,876,705.84
Nov-18	050 Mid-States Division	1070	009 - WKG Division	009	050.45472	(7.34)	0.00	(7.34)
Nov-18	050 Mid-States Division	1070	009 - WKG Division	009	050.45546	59,623.53	1,218.13	58,405.40
Nov-18	050 Mid-States Division	1070	009 - WKG Division	009	050.46190	12.17	12.17	0.00
Nov-18	050 Mid-States Division	1070	009 - WKG Division	009	050.46278	28,940.33	1,012.50	27,927.83
Nov-18	050 Mid-States Division	1070	009 - WKG Division	009	050.46282	1.08	0.01	1.07
Nov-18	050 Mid-States Division	1070	009 - WKG Division	009	050.46442	774,453.41	21,564.40	752,889.01
Nov-18	050 Mid-States Division	1070	009 - WKG Division	009	050.46537	9,118,958.77	191,953.97	8,927,004.80
Nov-18	050 Mid-States Division	1070	009 - WKG Division	009	050.47080	237,808.27	6,337.06	231,471.21
Nov-18	050 Mid-States Division	1070	009 - WKG Division	009	050.47084	1,492.59	0.00	1,492.59
Nov-18	050 Mid-States Division	1070	009 - WKG Division	009	050.47093	107,370.70	0.00	107,370.70
Nov-18	050 Mid-States Division	1070	009 - WKG Division	009	050.47203	12,421.71	297.96	12,123.75
Nov-18	050 Mid-States Division	1070	009 - WKG Division	009	050.47354	21,721.27	163.28	21,557.99
Nov-18	050 Mid-States Division	1070	009 - WKG Division	009	050.47482	140,250.94	2,418.34	137,832.60
Nov-18	050 Mid-States Division	1070	009 - WKG Division	009	050.47681	45,388.59	685.27	44,703.32
Nov-18	050 Mid-States Division	1070	009 - WKG Division	009	050.47885	623,692.01	11,013.66	612,678.35
Nov-18	050 Mid-States Division	1070	009 - WKG Division	009	050.47910	191,512.29	3,500.12	188,012.17
Nov-18	050 Mid-States Division	1070	009 - WKG Division	009	050.48087	412,497.98	8,703.33	403,794.65
Nov-18	050 Mid-States Division	1070	009 - WKG Division	009	050.48091	(4,661.94)	0.00	(4,661.94)
Nov-18	050 Mid-States Division	1070	009 - WKG Division	009	050.48136	134,832.07	2,032.40	132,799.67
Nov-18	050 Mid-States Division	1070	009 - WKG Division	009	050.48337	1,050,407.33	14,170.52	1,036,236.81
Nov-18	050 Mid-States Division	1070	009 - WKG Division	009	050.48514	39,674.77	0.00	39,674.77
Nov-18	050 Mid-States Division	1070	009 - WKG Division	009	050.48577	115,606.58	1,613.24	113,993.34
Nov-18	050 Mid-States Division	1070	009 - WKG Division	009	050.48619	3,681.85	44.82	3,637.03

Month	Company	Account	Service Area	RD	Project	CWIP Balance	AFUDC	CWIP Bal w/o Afudc
Nov-18	050 Mid-States Division	1070	009 - WKG Division	009	050.48635	249,410.21	2,867.70	246,542.51
Nov-18	050 Mid-States Division	1070	009 - WKG Division	009	050.48639	1,979.48	29.19	1,950.29
Nov-18	050 Mid-States Division	1070	009 - WKG Division	009	050.48765	39,353.21	680.10	38,673.11
Nov-18	050 Mid-States Division	1070	009 - WKG Division	009	050.48775	1,883.17	19.46	1,863.71
Nov-18	050 Mid-States Division	1070	009 - WKG Division	009	050.48793	3,204.72	45.87	3,158.85
Nov-18	050 Mid-States Division	1070	009 - WKG Division	009	050.48803	265,638.51	5,466.50	260,172.01
Nov-18	050 Mid-States Division	1070	009 - WKG Division	009	050.48828	37,230.76	135.19	37,095.57
Nov-18	050 Mid-States Division	1070	009 - WKG Division	009	050.48877	3,976.27	16.22	3,960.05
Nov-18	050 Mid-States Division	1070	009 - WKG Division	009	050.49008	2,854,455.87	39,206.74	2,815,249.13
Nov-18	050 Mid-States Division	1070	009 - WKG Division	009	050.49037	103,808.21	1,492.00	102,316.21
Nov-18	050 Mid-States Division	1070	009 - WKG Division	009	050.49075	512,719.54	4,890.96	507,828.58
Nov-18	050 Mid-States Division	1070	009 - WKG Division	009	050.49080	273,443.29	901.03	272,542.26
Nov-18	050 Mid-States Division	1070	009 - WKG Division	009	050.49142	137,011.10	1,082.62	135,928.48
Nov-18	050 Mid-States Division	1070	009 - WKG Division	009	050.49146	60,624.29	446.32	60,177.97
Nov-18	050 Mid-States Division	1070	009 - WKG Division	009	050.49147	73,888.42	634.69	73,253.73
Nov-18	050 Mid-States Division	1070	009 - WKG Division	009	050.49189	48,253.49	389.42	47,864.07
Nov-18	050 Mid-States Division	1070	009 - WKG Division	009	050.49190	256,046.41	958.24	255,088.17
Nov-18	050 Mid-States Division	1070	009 - WKG Division	009	050.49193	769,301.94	5,497.89	763,804.05
Nov-18	050 Mid-States Division	1070	009 - WKG Division	009	050.49210	18,394.44	65.98	18,328.46
Nov-18	050 Mid-States Division	1070	009 - WKG Division	009	050.49216	30,810.14	101.52	30,708.62
Nov-18	050 Mid-States Division	1070	009 - WKG Division	009	050.49218	19,301.56	63.60	19,237.96
Nov-18	050 Mid-States Division	1070	009 - WKG Division	009	050.49220	407,652.59	2,693.37	404,959.22
Nov-18	050 Mid-States Division	1070	009 - WKG Division	009	050.49230	18,071.31	59.55	18,011.76
Nov-18	050 Mid-States Division	1070	009 - WKG Division	009	050.49231	14,818.04	48.83	14,769.21
Nov-18	050 Mid-States Division	1070	009 - WKG Division	009	050.49248	34,571.56	127.98	34,443.58
Nov-18	050 Mid-States Division	1070	009 - WKG Division	009	050.49259	39,483.89	383.85	39,100.04
Nov-18	050 Mid-States Division	1070	009 - WKG Division	009	050.49260	5,921.00	57.56	5,863.44
Nov-18	050 Mid-States Division	1070	009 - WKG Division	009	050.49262	115,130.82	379.37	114,751.45
Nov-18	050 Mid-States Division	1070	009 - WKG Division	009	050.49277	335,492.19	2,437.83	333,054.36
Nov-18	050 Mid-States Division	1070	009 - WKG Division	009	050.49278	162,182.51	1,523.16	160,659.35
Nov-18	050 Mid-States Division	1070	009 - WKG Division	009	050.49284	49,446.69	311.14	49,135.55
Nov-18	050 Mid-States Division	1070	009 - WKG Division	009	050.49286	12,364.15	92.94	12,271.21
Nov-18	050 Mid-States Division	1070	009 - WKG Division	009	050.49298	108,760.86	769.97	107,990.89
Nov-18	050 Mid-States Division	1070	009 - WKG Division	009	050.49315	74,528.09	621.18	73,906.91
Nov-18	050 Mid-States Division	1070	009 - WKG Division	009	050.49316	94,747.82	705.34	94,042.48
Nov-18	050 Mid-States Division	1070	009 - WKG Division	009	050.49325	4,771.40	35.87	4,735.53
Nov-18	050 Mid-States Division	1070	009 - WKG Division	009	050.49330	97,989.82	694.65	97,295.17
Nov-18	050 Mid-States Division	1070	009 - WKG Division	009	050.49392	179,334.46	880.84	178,453.62
Nov-18	050 Mid-States Division	1070	009 - WKG Division	009	050.49418	36,962.38	137.16	36,825.22
Nov-18	050 Mid-States Division	1070	009 - WKG Division	009	050.49426	17,001.19	0.00	17,001.19
Nov-18	050 Mid-States Division	1070	009 - WKG Division	009	050.49441	13,206.88	125.72	13,081.16
Nov-18	050 Mid-States Division	1070	009 - WKG Division	009	050.49460	23,275.33	0.00	23,275.33
Nov-18	050 Mid-States Division	1070	009 - WKG Division	009	050.49461	12,376.32	0.00	12,376.32
Nov-18	050 Mid-States Division	1070	009 - WKG Division	009	050.49462	32,040.42	0.00	32,040.42
Nov-18	050 Mid-States Division	1070	009 - WKG Division	009	050.49463	18,775.54	0.00	18,775.54
Nov-18	050 Mid-States Division	1070	009 - WKG Division	009	050.49477	39,483.89	383.85	39,100.04
Nov-18	050 Mid-States Division	1070	009 - WKG Division	009	050.49482	20,794.40	0.00	20,794.40
Nov-18	050 Mid-States Division	1070	009 - WKG Division	009	050.49483	3,833.98	0.00	3,833.98
Nov-18	050 Mid-States Division	1070	009 - WKG Division	009	050.49484	38,081.67	0.00	38,081.67
Nov-18	050 Mid-States Division	1070	009 - WKG Division	009	050.49485	20,794.40	0.00	20,794.40
Nov-18	050 Mid-States Division	1070	009 - WKG Division	009	050.49486	4,375.87	0.00	4,375.87
Nov-18	050 Mid-States Division	1070	009 - WKG Division	009	050.49487	19,442.79	0.00	19,442.79
Nov-18	050 Mid-States Division	1070	009 - WKG Division	009	050.49496	39,483.89	383.85	39,100.04
Nov-18	050 Mid-States Division	1070	009 - WKG Division	009	050.49530	38,365.20	372.98	37,992.22
Nov-18	050 Mid-States Division	1070	009 - WKG Division	009	050.49531	151,535.57	500.07	151,035.50
Nov-18	050 Mid-States Division	1070	009 - WKG Division	009	050.49539	1,649.40	22.36	1,627.04
Nov-18	050 Mid-States Division	1070	009 - WKG Division	009	050.49553	1,022.58	9.95	1,012.63
Nov-18	050 Mid-States Division	1070	009 - WKG Division	009	050.49576	4,209.17	33.27	4,175.90
Nov-18	050 Mid-States Division	1070	009 - WKG Division	009	050.49789	48,928.00	0.00	48,928.00
Nov-18	050 Mid-States Division	1070	009 - WKG Division	009	050.49833	564.21	5.48	558.73
Nov-18	050 Mid-States Division	1070	009 - WKG Division	009	050.49837	4,370.95	28.71	4,342.24
Nov-18	050 Mid-States Division	1070	009 - WKG Division	009	050.49839	58,808.59	194.06	58,614.53
Nov-18	050 Mid-States Division	1070	009 - WKG Division	009	050.49843	48,720.68	0.00	48,720.68
Nov-18	050 Mid-States Division	1070	009 - WKG Division	009	050.49844	42,003.56	0.00	42,003.56
Nov-18	050 Mid-States Division	1070	009 - WKG Division	009	050.49856	369,297.97	3,004.27	366,293.70
Nov-18	050 Mid-States Division	1070	009 - WKG Division	009	050.49860	434,692.84	2,444.79	432,248.05
Nov-18	050 Mid-States Division	1070	009 - WKG Division	009	050.49874	494.32	4.81	489.51
Nov-18	050 Mid-States Division	1070	009 - WKG Division	009	050.49875	5,105.15	0.00	5,105.15
Nov-18	050 Mid-States Division	1070	009 - WKG Division	009	050.49876	3,038.34	0.00	3,038.34
Nov-18	050 Mid-States Division	1070	009 - WKG Division	009	050.49883	9,208.45	0.00	9,208.45
Nov-18	050 Mid-States Division	1070	009 - WKG Division	009	050.49893	1,609.82	5.30	1,604.52
Nov-18	050 Mid-States Division	1070	009 - WKG Division	009	050.49894	1,609.82	5.30	1,604.52
Nov-18	050 Mid-States Division	1070	009 - WKG Division	009	050.49895	5,727.42	18.87	5,708.55
Nov-18	050 Mid-States Division	1070	009 - WKG Division	009	050.49897	1,609.81	5.30	1,604.51
Nov-18	050 Mid-States Division	1070	009 - WKG Division	009	050.49907	901.55	9.37	892.18
Nov-18	050 Mid-States Division	1070	009 - WKG Division	009	050.49923	17,959.01	59.18	17,899.83
Nov-18	050 Mid-States Division	1070	009 - WKG Division	009	050.49982	13,048.24	43.00	13,005.24
Nov-18	050 Mid-States Division	1070	009 - WKG Division	009	050.49984	(2,894.26)	0.00	(2,894.26)
Nov-18	050 Mid-States Division	1070	009 - WKG Division	009	050.49998	29,341.32	96.68	29,244.64
Nov-18	050 Mid-States Division	1070	009 - WKG Division	009	050.49999	49,842.84	164.24	49,678.60
Nov-18	050 Mid-States Division	1070	009 - WKG Division	009	050.50038	12,834.34	42.29	12,792.05
Nov-18	050 Mid-States Division	1070	009 - WKG Division	009	050.50045	35,096.31	115.65	34,980.66
Nov-18	050 Mid-States Division	1070	009 - WKG Division	009	050.50046	6,205.02	20.45	6,184.57
Nov-18	050 Mid-States Division	1070	009 - WKG Division	009	050.50074	5,637.87	18.58	5,619.29
Nov-18	050 Mid-States Division	1070	009 - WKG Division	009	050.50103	(2,330.44)	0.00	(2,330.44)
Nov-18	050 Mid-States Division	1070	009 - WKG Division	009	050.50108	1,744.52	5.75	1,738.77
Nov-18	050 Mid-States Division	1070	009 - WKG Division	009	050.501000	28,664.89	0.00	28,664.89
Nov-18	050 Mid-States Division	1070	009 - WKG Division	009	050.5017884	(197,214.38)	0.00	(197,214.38)
Nov-18	050 Mid-States Division	1070	091 - Brentwood Division	091	050.10000	(1,323,736.49)	0.00	(1,323,736.49)
Nov-18	050 Mid-States Division	1070	091 - Brentwood Division	091	050.10002	20,375.13	0.00	20,375.13
Dec-18	010 Atmos Regulated Shared Services	1070	002 - Dallas Atmos Rate Division	002	010.25486	296,829.98	0.00	296,829.98
Dec-18	010 Atmos Regulated Shared Services	1070	002 - Dallas Atmos Rate Division	002	010.28080	356,073.37	0.00	356,073.37
Dec-18	010 Atmos Regulated Shared Services	1070	002 - Dallas Atmos Rate Division	002	010.30327	1,667.37	0.00	1,667.37
Dec-18	010 Atmos Regulated Shared Services	1070	002 - Dallas Atmos Rate Division	002	010.31051	68,642.37	0.00	68,642.37
Dec-18	010 Atmos Regulated Shared Services	1070	002 - Dallas Atmos Rate Division	002	010.31316	1,788,026.45	0.00	1,788,026.45
Dec-18	010 Atmos Regulated Shared Services	1070	002 - Dallas Atmos Rate Division	002	010.31522	157,475.93	0.00	157,475.93
Dec-18	010 Atmos Regulated Shared Services	1070	002 - Dallas Atmos Rate Division	002	010.31764	601,328.48	0.00	601,328.48
Dec-18	010 Atmos Regulated Shared Services	1070	002 - Dallas Atmos Rate Division	002	010.31782	415.70	0.00	415.70
Dec-18	010 Atmos Regulated Shared Services	1070	002 - Dallas Atmos Rate Division	002	010.31876	32,470.38	0.00	32,470.38
Dec-18	010 Atmos Regulated Shared Services	1070	002 - Dallas Atmos Rate Division	002	010.31940	1,416,455.49	0.00	1,416,455.49
Dec-18	010 Atmos Regulated Shared Services	1070	002 - Dallas Atmos Rate Division	002	010.32138	943,369.29	0.00	943,369.29
Dec-18	010 Atmos Regulated Shared Services	1070	002 - Dallas Atmos Rate Division	002	010.32145	559,040.66	0.00	559,040.66
Dec-18	010 Atmos Regulated Shared Services	1070	002 - Dallas Atmos Rate Division	002	010.32473	1,644,912.31	0.00	1,644,912.31
Dec-18	010 Atmos Regulated Shared Services	1070	002 - Dallas Atmos Rate Division	002	010.32474	1,023,945.33	0.00	1,023,945.33
Dec-18	010 Atmos Regulated Shared Services	1070	002 - Dallas Atmos Rate Division	002	010.32947	346,616.18	0.00	346,616.18
Dec-18	010 Atmos Regulated Shared Services	1070	002 - Dallas Atmos Rate Division	002	010.32948	387,643.22	0.00	387,643.22
Dec-18	010 Atmos Regulated Shared Services	1070	002 - Dallas Atmos Rate Division	002	010.32949	3,182.50	0.00	3,182.50

Month	Company	Account	Service Area	RD	Project	CWIP Balance	AFUDC	CWIP Bal w/o Afudc
Dec-18	010 Atmos Regulated Shared Services	1070	002 - Dallas Atmos Rate Division	002	010.33000	755,695.36	0.00	755,695.36
Dec-18	010 Atmos Regulated Shared Services	1070	002 - Dallas Atmos Rate Division	002	010.33037	379,744.91	0.00	379,744.91
Dec-18	010 Atmos Regulated Shared Services	1070	002 - Dallas Atmos Rate Division	002	010.33171	50,035.65	0.00	50,035.65
Dec-18	010 Atmos Regulated Shared Services	1070	002 - Dallas Atmos Rate Division	002	010.33184	68,956.85	0.00	68,956.85
Dec-18	010 Atmos Regulated Shared Services	1070	002 - Dallas Atmos Rate Division	002	010.33763	157,554.41	0.00	157,554.41
Dec-18	010 Atmos Regulated Shared Services	1070	002 - Dallas Atmos Rate Division	002	010.33809	135,005.20	0.00	135,005.20
Dec-18	010 Atmos Regulated Shared Services	1070	002 - Dallas Atmos Rate Division	002	010.33850	28,898.95	0.00	28,898.95
Dec-18	010 Atmos Regulated Shared Services	1070	002 - Dallas Atmos Rate Division	002	010.33860	2,384,225.82	0.00	2,384,225.82
Dec-18	010 Atmos Regulated Shared Services	1070	002 - Dallas Atmos Rate Division	002	010.33874	27,884.00	0.00	27,884.00
Dec-18	010 Atmos Regulated Shared Services	1070	002 - Dallas Atmos Rate Division	002	010.33886	10,095.90	0.00	10,095.90
Dec-18	010 Atmos Regulated Shared Services	1070	002 - Dallas Atmos Rate Division	002	010.10000	204.29	0.00	204.29
Dec-18	010 Atmos Regulated Shared Services	1070	012 - Call Center Division	012	010.30789	1,885.83	0.00	1,885.83
Dec-18	010 Atmos Regulated Shared Services	1070	012 - Call Center Division	012	010.30859	3,702.05	0.00	3,702.05
Dec-18	010 Atmos Regulated Shared Services	1070	012 - Call Center Division	012	010.31565	20,620.30	0.00	20,620.30
Dec-18	010 Atmos Regulated Shared Services	1070	012 - Call Center Division	012	010.31715	1,361.07	0.00	1,361.07
Dec-18	010 Atmos Regulated Shared Services	1070	012 - Call Center Division	012	010.33034	54,172.51	0.00	54,172.51
Dec-18	010 Atmos Regulated Shared Services	1070	012 - Call Center Division	012	010.34025	4,171.86	0.00	4,171.86
Dec-18	010 Atmos Regulated Shared Services	1070	012 - Call Center Division	012	010.34065	167,887.55	0.00	167,887.55
Dec-18	050 Mid-States Division	1070	009 - WKG Division	009	050.36386	8.95	8.95	0.00
Dec-18	050 Mid-States Division	1070	009 - WKG Division	009	050.42070	0.12	0.12	0.00
Dec-18	050 Mid-States Division	1070	009 - WKG Division	009	050.42071	16.16	0.00	16.16
Dec-18	050 Mid-States Division	1070	009 - WKG Division	009	050.42322	87,753.31	1,994.25	85,759.06
Dec-18	050 Mid-States Division	1070	009 - WKG Division	009	050.44088	64,165.36	349.27	63,816.09
Dec-18	050 Mid-States Division	1070	009 - WKG Division	009	050.44145	15,984,014.07	480,015.81	15,503,998.26
Dec-18	050 Mid-States Division	1070	009 - WKG Division	009	050.45376	1,949,668.78	82,204.45	1,867,464.33
Dec-18	050 Mid-States Division	1070	009 - WKG Division	009	050.45472	(7.34)	0.00	(7.34)
Dec-18	050 Mid-States Division	1070	009 - WKG Division	009	050.45546	39,751.27	1,541.35	38,209.92
Dec-18	050 Mid-States Division	1070	009 - WKG Division	009	050.46190	12.25	12.25	0.00
Dec-18	050 Mid-States Division	1070	009 - WKG Division	009	050.46278	28,940.33	1,012.50	27,927.83
Dec-18	050 Mid-States Division	1070	009 - WKG Division	009	050.46282	1.08	0.01	1.07
Dec-18	050 Mid-States Division	1070	009 - WKG Division	009	050.46537	9,177,470.93	251,429.48	8,926,041.45
Dec-18	050 Mid-States Division	1070	009 - WKG Division	009	050.47080	372,483.76	8,338.08	364,145.68
Dec-18	050 Mid-States Division	1070	009 - WKG Division	009	050.47084	1,492.59	0.00	1,492.59
Dec-18	050 Mid-States Division	1070	009 - WKG Division	009	050.47093	106,411.89	0.00	106,411.89
Dec-18	050 Mid-States Division	1070	009 - WKG Division	009	050.47203	12,421.71	297.96	12,123.75
Dec-18	050 Mid-States Division	1070	009 - WKG Division	009	050.47482	140,250.94	2,418.34	137,832.60
Dec-18	050 Mid-States Division	1070	009 - WKG Division	009	050.47681	45,646.16	980.72	44,665.44
Dec-18	050 Mid-States Division	1070	009 - WKG Division	009	050.47885	635,542.13	15,103.04	620,439.09
Dec-18	050 Mid-States Division	1070	009 - WKG Division	009	050.47910	240,432.15	4,907.16	235,524.99
Dec-18	050 Mid-States Division	1070	009 - WKG Division	009	050.48091	(4,642.19)	0.00	(4,642.19)
Dec-18	050 Mid-States Division	1070	009 - WKG Division	009	050.48337	1,083,528.88	21,124.94	1,062,403.94
Dec-18	050 Mid-States Division	1070	009 - WKG Division	009	050.48514	33,674.77	0.00	33,674.77
Dec-18	050 Mid-States Division	1070	009 - WKG Division	009	050.48577	116,534.81	2,367.54	114,167.27
Dec-18	050 Mid-States Division	1070	009 - WKG Division	009	050.48619	3,596.76	68.51	3,528.25
Dec-18	050 Mid-States Division	1070	009 - WKG Division	009	050.48635	248,950.04	4,491.79	244,458.25
Dec-18	050 Mid-States Division	1070	009 - WKG Division	009	050.48639	1,979.48	29.19	1,950.29
Dec-18	050 Mid-States Division	1070	009 - WKG Division	009	050.48765	39,634.84	936.63	38,698.21
Dec-18	050 Mid-States Division	1070	009 - WKG Division	009	050.48793	3,204.72	45.87	3,158.85
Dec-18	050 Mid-States Division	1070	009 - WKG Division	009	050.48803	253,854.76	7,143.87	246,710.89
Dec-18	050 Mid-States Division	1070	009 - WKG Division	009	050.48828	37,230.76	135.19	37,095.57
Dec-18	050 Mid-States Division	1070	009 - WKG Division	009	050.49008	2,918,231.62	57,981.48	2,860,250.14
Dec-18	050 Mid-States Division	1070	009 - WKG Division	009	050.49037	104,607.19	2,169.07	102,438.12
Dec-18	050 Mid-States Division	1070	009 - WKG Division	009	050.49075	508,465.59	8,223.66	500,241.93
Dec-18	050 Mid-States Division	1070	009 - WKG Division	009	050.49080	261,674.40	2,658.37	259,016.03
Dec-18	050 Mid-States Division	1070	009 - WKG Division	009	050.49142	149,332.48	2,019.02	147,313.46
Dec-18	050 Mid-States Division	1070	009 - WKG Division	009	050.49146	133,056.40	1,081.58	131,974.82
Dec-18	050 Mid-States Division	1070	009 - WKG Division	009	050.49147	144,163.81	1,349.02	142,814.79
Dec-18	050 Mid-States Division	1070	009 - WKG Division	009	050.49189	77,278.02	800.50	76,477.52
Dec-18	050 Mid-States Division	1070	009 - WKG Division	009	050.49190	269,151.99	2,682.52	266,469.47
Dec-18	050 Mid-States Division	1070	009 - WKG Division	009	050.49193	736,319.46	10,422.86	725,896.60
Dec-18	050 Mid-States Division	1070	009 - WKG Division	009	050.49210	21,122.05	195.76	20,926.29
Dec-18	050 Mid-States Division	1070	009 - WKG Division	009	050.49216	34,033.38	314.52	33,718.86
Dec-18	050 Mid-States Division	1070	009 - WKG Division	009	050.49218	18,470.83	187.65	18,283.18
Dec-18	050 Mid-States Division	1070	009 - WKG Division	009	050.49220	629,698.09	6,093.82	623,604.27
Dec-18	050 Mid-States Division	1070	009 - WKG Division	009	050.49230	22,245.01	192.00	22,053.01
Dec-18	050 Mid-States Division	1070	009 - WKG Division	009	050.49231	19,807.97	162.61	19,645.36
Dec-18	050 Mid-States Division	1070	009 - WKG Division	009	050.49252	3,949.52	0.00	3,949.52
Dec-18	050 Mid-States Division	1070	009 - WKG Division	009	050.49259	38,489.49	638.25	37,851.24
Dec-18	050 Mid-States Division	1070	009 - WKG Division	009	050.49260	6,361.81	97.65	6,264.16
Dec-18	050 Mid-States Division	1070	009 - WKG Division	009	050.49262	109,805.68	749.33	109,056.35
Dec-18	050 Mid-States Division	1070	009 - WKG Division	009	050.49277	454,333.58	5,024.34	449,309.24
Dec-18	050 Mid-States Division	1070	009 - WKG Division	009	050.49278	168,845.46	2,603.90	166,241.56
Dec-18	050 Mid-States Division	1070	009 - WKG Division	009	050.49284	143,880.40	946.13	142,934.27
Dec-18	050 Mid-States Division	1070	009 - WKG Division	009	050.49286	117,636.61	520.70	117,115.91
Dec-18	050 Mid-States Division	1070	009 - WKG Division	009	050.49298	277,597.61	2,937.99	274,659.62
Dec-18	050 Mid-States Division	1070	009 - WKG Division	009	050.49315	125,400.94	1,275.88	124,125.06
Dec-18	050 Mid-States Division	1070	009 - WKG Division	009	050.49316	177,383.18	1,597.40	175,785.78
Dec-18	050 Mid-States Division	1070	009 - WKG Division	009	050.49325	4,771.40	35.87	4,735.53
Dec-18	050 Mid-States Division	1070	009 - WKG Division	009	050.49330	116,315.70	1,396.23	114,919.47
Dec-18	050 Mid-States Division	1070	009 - WKG Division	009	050.49392	257,355.97	2,313.98	255,041.99
Dec-18	050 Mid-States Division	1070	009 - WKG Division	009	050.49418	35,187.71	374.00	34,813.71
Dec-18	050 Mid-States Division	1070	009 - WKG Division	009	050.49426	20,113.87	0.00	20,113.87
Dec-18	050 Mid-States Division	1070	009 - WKG Division	009	050.49441	12,642.01	210.07	12,431.94
Dec-18	050 Mid-States Division	1070	009 - WKG Division	009	050.49460	25,961.91	0.00	25,961.91
Dec-18	050 Mid-States Division	1070	009 - WKG Division	009	050.49461	17,370.37	0.00	17,370.37
Dec-18	050 Mid-States Division	1070	009 - WKG Division	009	050.49462	30,450.27	0.00	30,450.27
Dec-18	050 Mid-States Division	1070	009 - WKG Division	009	050.49463	21,685.44	0.00	21,685.44
Dec-18	050 Mid-States Division	1070	009 - WKG Division	009	050.49477	37,543.36	383.85	37,159.51
Dec-18	050 Mid-States Division	1070	009 - WKG Division	009	050.49482	19,762.39	0.00	19,762.39
Dec-18	050 Mid-States Division	1070	009 - WKG Division	009	050.49483	12,276.97	0.00	12,276.97
Dec-18	050 Mid-States Division	1070	009 - WKG Division	009	050.49484	36,191.68	0.00	36,191.68
Dec-18	050 Mid-States Division	1070	009 - WKG Division	009	050.49486	4,158.70	0.00	4,158.70
Dec-18	050 Mid-States Division	1070	009 - WKG Division	009	050.49487	22,328.72	0.00	22,328.72
Dec-18	050 Mid-States Division	1070	009 - WKG Division	009	050.49496	38,489.49	638.25	37,851.24
Dec-18	050 Mid-States Division	1070	009 - WKG Division	009	050.49530	36,479.65	372.98	36,106.67
Dec-18	050 Mid-States Division	1070	009 - WKG Division	009	050.49531	284,509.51	1,933.60	282,575.91
Dec-18	050 Mid-States Division	1070	009 - WKG Division	009	050.49539	1,641.17	22.36	1,618.81
Dec-18	050 Mid-States Division	1070	009 - WKG Division	009	050.49553	972.32	9.95	962.37
Dec-18	050 Mid-States Division	1070	009 - WKG Division	009	050.49576	4,028.08	60.19	3,967.89
Dec-18	050 Mid-States Division	1070	009 - WKG Division	009	050.49789	91,705.39	0.00	91,705.39
Dec-18	050 Mid-States Division	1070	009 - WKG Division	009	050.49837	4,155.44	28.71	4,126.73
Dec-18	050 Mid-States Division	1070	009 - WKG Division	009	050.49839	62,800.58	593.50	62,207.08
Dec-18	050 Mid-States Division	1070	009 - WKG Division	009	050.49843	46,325.49	0.00	46,325.49
Dec-18	050 Mid-States Division	1070	009 - WKG Division	009	050.49844	47,016.06	0.00	47,016.06
Dec-18	050 Mid-States Division	1070	009 - WKG Division	009	050.49852	4,617.69	0.00	4,617.69
Dec-18	050 Mid-States Division	1070	009 - WKG Division	009	050.49856	441,942.44	5,657.61	436,284.83
Dec-18	050 Mid-States Division	1070	009 - WKG Division	009	050.49860	915,056.52	6,876.27	908,180.25

Month	Company	Account	Service Area	RD	Project	CWIP Balance	AFUDC	CWIP Bal w/o Afudc
Dec-18	050 Mid-States Division	1070	009 - WKG Division	009	050.49875	4,853.86	0.00	4,853.86
Dec-18	050 Mid-States Division	1070	009 - WKG Division	009	050.49876	60,935.66	0.00	60,935.66
Dec-18	050 Mid-States Division	1070	009 - WKG Division	009	050.49883	8,755.17	0.00	8,755.17
Dec-18	050 Mid-States Division	1070	009 - WKG Division	009	050.49893	4,549.96	25.56	4,524.40
Dec-18	050 Mid-States Division	1070	009 - WKG Division	009	050.49894	1,541.19	15.65	1,525.54
Dec-18	050 Mid-States Division	1070	009 - WKG Division	009	050.49895	9,094.34	67.59	9,026.75
Dec-18	050 Mid-States Division	1070	009 - WKG Division	009	050.49897	1,541.18	15.65	1,525.53
Dec-18	050 Mid-States Division	1070	009 - WKG Division	009	050.49923	55,635.28	301.29	55,333.99
Dec-18	050 Mid-States Division	1070	009 - WKG Division	009	050.49982	34,883.31	200.66	34,682.65
Dec-18	050 Mid-States Division	1070	009 - WKG Division	009	050.49984	{3,203.24}	0.00	{3,203.24}
Dec-18	050 Mid-States Division	1070	009 - WKG Division	009	050.49985	{931.87}	0.00	{931.87}
Dec-18	050 Mid-States Division	1070	009 - WKG Division	009	050.49998	54,369.06	371.88	53,997.18
Dec-18	050 Mid-States Division	1070	009 - WKG Division	009	050.49999	49,556.66	490.69	49,065.97
Dec-18	050 Mid-States Division	1070	009 - WKG Division	009	050.50026	9,930.64	0.00	9,930.64
Dec-18	050 Mid-States Division	1070	009 - WKG Division	009	050.50038	31,804.14	189.10	31,615.04
Dec-18	050 Mid-States Division	1070	009 - WKG Division	009	050.50045	125,491.22	604.04	124,887.18
Dec-18	050 Mid-States Division	1070	009 - WKG Division	009	050.50046	7,977.86	67.05	7,910.81
Dec-18	050 Mid-States Division	1070	009 - WKG Division	009	050.50074	12,078.32	76.83	12,001.49
Dec-18	050 Mid-States Division	1070	009 - WKG Division	009	050.50079	27,595.11	90.93	27,504.18
Dec-18	050 Mid-States Division	1070	009 - WKG Division	009	050.50103	7,882.92	18.30	7,864.62
Dec-18	050 Mid-States Division	1070	009 - WKG Division	009	050.50108	1,681.77	17.00	1,664.77
Dec-18	050 Mid-States Division	1070	009 - WKG Division	009	050.50257	14,165.65	0.00	14,165.65
Dec-18	050 Mid-States Division	1070	009 - WKG Division	009	050.10000	28,664.89	0.00	28,664.89
Dec-18	050 Mid-States Division	1070	009 - WKG Division	009	050.17884	{380.21}	0.00	{380.21}
Dec-18	050 Mid-States Division	1070	091 - Brentwood Division	091	050.10000	{30,877.20}	0.00	{30,877.20}
Dec-18	050 Mid-States Division	1070	091 - Brentwood Division	091	050.10002	20,375.13	0.00	20,375.13
Jan-19	010	1070	002 - Dallas Atmos Rate Division	002	010.25486	296,829.98	0.00	296,829.98
Jan-19	010	1070	002 - Dallas Atmos Rate Division	002	010.28060	357,639.91	0.00	357,639.91
Jan-19	010	1070	002 - Dallas Atmos Rate Division	002	010.30327	1,667.37	0.00	1,667.37
Jan-19	010	1070	002 - Dallas Atmos Rate Division	002	010.31051	68,642.37	0.00	68,642.37
Jan-19	010	1070	002 - Dallas Atmos Rate Division	002	010.31316	1,894,305.15	0.00	1,894,305.15
Jan-19	010	1070	002 - Dallas Atmos Rate Division	002	010.31522	157,475.93	0.00	157,475.93
Jan-19	010	1070	002 - Dallas Atmos Rate Division	002	010.31764	599,094.26	0.00	599,094.26
Jan-19	010	1070	002 - Dallas Atmos Rate Division	002	010.31876	32,470.38	0.00	32,470.38
Jan-19	010	1070	002 - Dallas Atmos Rate Division	002	010.31940	1,416,100.18	0.00	1,416,100.18
Jan-19	010	1070	002 - Dallas Atmos Rate Division	002	010.32138	943,369.29	0.00	943,369.29
Jan-19	010	1070	002 - Dallas Atmos Rate Division	002	010.32145	559,040.66	0.00	559,040.66
Jan-19	010	1070	002 - Dallas Atmos Rate Division	002	010.32473	1,701,226.45	0.00	1,701,226.45
Jan-19	010	1070	002 - Dallas Atmos Rate Division	002	010.32474	1,186,444.41	0.00	1,186,444.41
Jan-19	010	1070	002 - Dallas Atmos Rate Division	002	010.32947	349,453.13	0.00	349,453.13
Jan-19	010	1070	002 - Dallas Atmos Rate Division	002	010.32948	915,748.17	0.00	915,748.17
Jan-19	010	1070	002 - Dallas Atmos Rate Division	002	010.32949	20,736.52	0.00	20,736.52
Jan-19	010	1070	002 - Dallas Atmos Rate Division	002	010.33000	766,611.15	0.00	766,611.15
Jan-19	010	1070	002 - Dallas Atmos Rate Division	002	010.33037	379,744.91	0.00	379,744.91
Jan-19	010	1070	002 - Dallas Atmos Rate Division	002	010.33763	157,554.41	0.00	157,554.41
Jan-19	010	1070	002 - Dallas Atmos Rate Division	002	010.33809	148,288.70	0.00	148,288.70
Jan-19	010	1070	002 - Dallas Atmos Rate Division	002	010.33850	34,614.81	0.00	34,614.81
Jan-19	010	1070	002 - Dallas Atmos Rate Division	002	010.33860	2,384,225.82	0.00	2,384,225.82
Jan-19	010	1070	002 - Dallas Atmos Rate Division	002	010.33874	38,243.59	0.00	38,243.59
Jan-19	010	1070	002 - Dallas Atmos Rate Division	002	010.33886	23,895.69	0.00	23,895.69
Jan-19	010	1070	002 - Dallas Atmos Rate Division	002	010.34198	9,950.42	0.00	9,950.42
Jan-19	010	1070	002 - Dallas Atmos Rate Division	002	050.10000	{759,099.83}	0.00	{759,099.83}
Jan-19	010	1070	012 - Call Center Division	012	010.33034	52,925.98	0.00	52,925.98
Jan-19	010	1070	012 - Call Center Division	012	010.33868	26,467.83	0.00	26,467.83
Jan-19	010	1070	012 - Call Center Division	012	010.33875	6,788.65	0.00	6,788.65
Jan-19	010	1070	012 - Call Center Division	012	010.34025	5,609.06	0.00	5,609.06
Jan-19	010	1070	012 - Call Center Division	012	010.34053	18,979.43	0.00	18,979.43
Jan-19	010	1070	012 - Call Center Division	012	010.34065	384,474.83	0.00	384,474.83
Jan-19	010	1070	012 - Call Center Division	012	010.34205	16,406.44	0.00	16,406.44
Jan-19	050	1070	009 - WKG Division	009	050.20287	{71,213.20}	23,786.09	{94,999.29}
Jan-19	050	1070	009 - WKG Division	009	050.36386	8.95	8.95	0.00
Jan-19	050	1070	009 - WKG Division	009	050.42070	0.12	0.12	0.00
Jan-19	050	1070	009 - WKG Division	009	050.42071	16.16	0.00	16.16
Jan-19	050	1070	009 - WKG Division	009	050.42322	88,258.28	2,499.22	85,759.06
Jan-19	050	1070	009 - WKG Division	009	050.44088	64,165.36	349.27	63,816.09
Jan-19	050	1070	009 - WKG Division	009	050.44145	17,014,547.28	574,350.83	16,440,196.45
Jan-19	050	1070	009 - WKG Division	009	050.45472	{7.34}	0.00	{7.34}
Jan-19	050	1070	009 - WKG Division	009	050.45546	40,631.19	1,769.82	38,861.37
Jan-19	050	1070	009 - WKG Division	009	050.46190	12.25	12.25	0.00
Jan-19	050	1070	009 - WKG Division	009	050.46278	28,940.33	1,012.50	27,927.83
Jan-19	050	1070	009 - WKG Division	009	050.46282	1.08	0.01	1.07
Jan-19	050	1070	009 - WKG Division	009	050.46537	9,526,277.80	304,835.48	9,221,442.32
Jan-19	050	1070	009 - WKG Division	009	050.47084	1,492.59	0.00	1,492.59
Jan-19	050	1070	009 - WKG Division	009	050.47093	106,411.89	0.00	106,411.89
Jan-19	050	1070	009 - WKG Division	009	050.47203	12,421.71	297.96	12,123.75
Jan-19	050	1070	009 - WKG Division	009	050.47220	{7,572.80}	0.00	{7,572.80}
Jan-19	050	1070	009 - WKG Division	009	050.47397	24,460.91	71.24	24,389.67
Jan-19	050	1070	009 - WKG Division	009	050.47482	140,290.94	2,418.34	137,872.60
Jan-19	050	1070	009 - WKG Division	009	050.47681	51,923.37	1,259.16	50,664.21
Jan-19	050	1070	009 - WKG Division	009	050.47910	450,122.27	6,895.71	443,226.56
Jan-19	050	1070	009 - WKG Division	009	050.48514	33,674.77	0.00	33,674.77
Jan-19	050	1070	009 - WKG Division	009	050.48577	117,201.74	3,034.47	114,167.27
Jan-19	050	1070	009 - WKG Division	009	050.48619	3,617.37	89.12	3,528.25
Jan-19	050	1070	009 - WKG Division	009	050.48635	293,976.89	6,047.54	287,929.35
Jan-19	050	1070	009 - WKG Division	009	050.48639	1,979.48	29.19	1,950.29
Jan-19	050	1070	009 - WKG Division	009	050.48765	41,841.00	1,169.11	40,671.89
Jan-19	050	1070	009 - WKG Division	009	050.48803	254,698.63	8,584.75	246,113.88
Jan-19	050	1070	009 - WKG Division	009	050.48828	37,230.76	135.19	37,095.57
Jan-19	050	1070	009 - WKG Division	009	050.49008	3,954,351.78	77,669.04	3,876,682.74
Jan-19	050	1070	009 - WKG Division	009	050.49037	105,205.73	2,767.61	102,438.12
Jan-19	050	1070	009 - WKG Division	009	050.49075	521,457.06	11,175.23	510,281.83
Jan-19	050	1070	009 - WKG Division	009	050.49080	279,503.56	4,218.97	275,284.59
Jan-19	050	1070	009 - WKG Division	009	050.49142	219,199.96	3,080.55	216,119.41
Jan-19	050	1070	009 - WKG Division	009	050.49146	162,631.56	1,936.42	160,695.14
Jan-19	050	1070	009 - WKG Division	009	050.49147	176,957.37	2,276.37	174,681.00
Jan-19	050	1070	009 - WKG Division	009	050.49189	105,692.36	1,328.71	104,363.65
Jan-19	050	1070	009 - WKG Division	009	050.49190	284,060.30	4,278.03	279,782.27
Jan-19	050	1070	009 - WKG Division	009	050.49193	1,011,319.63	15,451.84	995,867.79
Jan-19	050	1070	009 - WKG Division	009	050.49210	21,552.24	318.90	21,233.34
Jan-19	050	1070	009 - WKG Division	009	050.49220	801,907.35	10,227.62	791,679.73
Jan-19	050	1070	009 - WKG Division	009	050.49257	129,881.87	378.26	129,503.61
Jan-19	050	1070	009 - WKG Division	009	050.49259	41,777.54	868.30	40,909.24
Jan-19	050	1070	009 - WKG Division	009	050.49260	6,398.40	134.24	6,264.16
Jan-19	050	1070	009 - WKG Division	009	050.49262	109,805.70	749.33	109,056.37
Jan-19	050	1070	009 - WKG Division	009	050.49277	512,143.99	7,809.77	504,334.22
Jan-19	050	1070	009 - WKG Division	009	050.49284	177,976.14	1,877.97	176,098.17
Jan-19	050	1070	009 - WKG Division	009	050.49286	129,455.45	1,237.28	128,218.17

Month	Company	Account	Service Area	RD	Project	CWIP Balance	AFUDC	CWIP Bal w/o Afudc
Feb-19 050		1070	009 - WKG Division	009	050.47482	\$140,290.94	2,418.34	137,872.60
Feb-19 050		1070	009 - WKG Division	009	050.47681	\$52,211.00	1,546.79	50,664.21
Feb-19 050		1070	009 - WKG Division	009	050.47910	\$583,546.20	9,788.35	573,757.85
Feb-19 050		1070	009 - WKG Division	009	050.48514	\$33,674.77	0.00	33,674.77
Feb-19 050		1070	009 - WKG Division	009	050.48577	\$117,201.74	3,034.47	114,167.27
Feb-19 050		1070	009 - WKG Division	009	050.48619	\$3,617.37	89.12	3,528.25
Feb-19 050		1070	009 - WKG Division	009	050.48635	\$332,803.66	7,788.14	325,015.52
Feb-19 050		1070	009 - WKG Division	009	050.48639	\$1,979.48	29.19	1,950.29
Feb-19 050		1070	009 - WKG Division	009	050.48765	\$41,862.37	1,400.05	40,462.32
Feb-19 050		1070	009 - WKG Division	009	050.48803	\$256,045.33	9,983.21	246,062.12
Feb-19 050		1070	009 - WKG Division	009	050.48828	\$40,508.30	354.73	40,153.57
Feb-19 050		1070	009 - WKG Division	009	050.49008	\$4,697,816.73	101,729.43	4,596,087.30
Feb-19 050		1070	009 - WKG Division	009	050.49037	\$105,205.73	2,767.61	102,438.12
Feb-19 050		1070	009 - WKG Division	009	050.49075	\$538,446.39	14,112.06	524,334.33
Feb-19 050		1070	009 - WKG Division	009	050.49080	\$366,651.30	6,024.05	360,627.25
Feb-19 050		1070	009 - WKG Division	009	050.49142	\$309,406.11	4,559.35	304,846.76
Feb-19 050		1070	009 - WKG Division	009	050.49147	\$201,572.00	3,334.92	198,237.08
Feb-19 050		1070	009 - WKG Division	009	050.49189	\$115,667.50	1,947.75	113,719.75
Feb-19 050		1070	009 - WKG Division	009	050.49190	\$306,267.98	5,924.76	300,343.22
Feb-19 050		1070	009 - WKG Division	009	050.49193	\$1,017,046.91	21,105.73	995,941.18
Feb-19 050		1070	009 - WKG Division	009	050.49210	\$21,672.78	499.44	21,233.34
Feb-19 050		1070	009 - WKG Division	009	050.49220	\$914,235.93	15,027.32	899,208.61
Feb-19 050		1070	009 - WKG Division	009	050.49257	\$130,617.08	1,113.47	129,503.61
Feb-19 050		1070	009 - WKG Division	009	050.49259	\$42,009.79	1,100.55	40,909.24
Feb-19 050		1070	009 - WKG Division	009	050.49260	\$6,398.40	134.24	6,264.16
Feb-19 050		1070	009 - WKG Division	009	050.49262	\$109,805.70	749.33	109,056.37
Feb-19 050		1070	009 - WKG Division	009	050.49277	\$593,639.20	10,895.52	582,743.68
Feb-19 050		1070	009 - WKG Division	009	050.49284	\$233,153.87	3,031.06	230,122.81
Feb-19 050		1070	009 - WKG Division	009	050.49286	\$236,376.12	2,265.77	234,110.35
Feb-19 050		1070	009 - WKG Division	009	050.49298	\$566,099.39	6,864.21	559,235.18
Feb-19 050		1070	009 - WKG Division	009	050.49315	\$203,749.43	3,277.66	200,471.77
Feb-19 050		1070	009 - WKG Division	009	050.49316	\$479,733.09	5,616.19	474,116.90
Feb-19 050		1070	009 - WKG Division	009	050.49325	\$4,771.40	35.87	4,735.53
Feb-19 050		1070	009 - WKG Division	009	050.49330	\$296,597.25	3,585.35	293,011.90
Feb-19 050		1070	009 - WKG Division	009	050.49392	\$386,408.75	6,129.97	380,278.78
Feb-19 050		1070	009 - WKG Division	009	050.49441	\$12,642.01	210.07	12,431.94
Feb-19 050		1070	009 - WKG Division	009	050.49477	\$37,543.36	383.85	37,159.51
Feb-19 050		1070	009 - WKG Division	009	050.49479	\$5,915.23	0.00	5,915.23
Feb-19 050		1070	009 - WKG Division	009	050.49483	\$12,276.97	0.00	12,276.97
Feb-19 050		1070	009 - WKG Division	009	050.49484	\$42,865.66	0.00	42,865.66
Feb-19 050		1070	009 - WKG Division	009	050.49486	\$4,158.70	0.00	4,158.70
Feb-19 050		1070	009 - WKG Division	009	050.49496	\$41,952.17	1,082.93	40,869.24
Feb-19 050		1070	009 - WKG Division	009	050.49530	\$64,929.46	657.91	64,271.55
Feb-19 050		1070	009 - WKG Division	009	050.49844	\$61,589.28	0.00	61,589.28
Feb-19 050		1070	009 - WKG Division	009	050.49852	\$8,837.73	0.00	8,837.73
Feb-19 050		1070	009 - WKG Division	009	050.49856	\$1,374,964.59	13,962.68	1,361,001.91
Feb-19 050		1070	009 - WKG Division	009	050.49860	\$2,494,391.96	29,263.49	2,465,128.47
Feb-19 050		1070	009 - WKG Division	009	050.49883	\$12,810.61	0.00	12,810.61
Feb-19 050		1070	009 - WKG Division	009	050.49889	\$47,450.11	404.49	47,045.62
Feb-19 050		1070	009 - WKG Division	009	050.49893	\$10,152.28	124.87	10,027.41
Feb-19 050		1070	009 - WKG Division	009	050.49894	\$9,219.19	98.41	9,120.78
Feb-19 050		1070	009 - WKG Division	009	050.49895	\$14,484.71	216.52	14,268.19
Feb-19 050		1070	009 - WKG Division	009	050.49897	\$2,623.34	42.19	2,581.15
Feb-19 050		1070	009 - WKG Division	009	050.49923	\$153,443.09	1,307.68	152,135.41
Feb-19 050		1070	009 - WKG Division	009	050.49982	\$60,101.09	770.58	59,330.51
Feb-19 050		1070	009 - WKG Division	009	050.49984	(\$3,203.24)	0.00	(\$3,203.24)
Feb-19 050		1070	009 - WKG Division	009	050.49985	(\$244.65)	0.00	(\$244.65)
Feb-19 050		1070	009 - WKG Division	009	050.49999	\$49,843.29	777.32	49,065.97
Feb-19 050		1070	009 - WKG Division	009	050.50035	\$24,570.57	209.45	24,361.12
Feb-19 050		1070	009 - WKG Division	009	050.50038	\$89,008.65	1,030.71	87,977.94
Feb-19 050		1070	009 - WKG Division	009	050.50045	\$225,500.06	2,765.27	222,734.79
Feb-19 050		1070	009 - WKG Division	009	050.50046	\$44,013.01	259.91	43,753.10
Feb-19 050		1070	009 - WKG Division	009	050.50074	\$12,148.43	146.94	12,001.49
Feb-19 050		1070	009 - WKG Division	009	050.50079	\$58,161.64	650.69	57,510.95
Feb-19 050		1070	009 - WKG Division	009	050.50104	\$8,401.13	72.74	8,328.39
Feb-19 050		1070	009 - WKG Division	009	050.50185	\$5,913.43	50.41	5,863.02
Feb-19 050		1070	009 - WKG Division	009	050.50232	\$59,517.20	405.82	59,111.38
Feb-19 050		1070	009 - WKG Division	009	050.50234	\$3,822.18	10.82	3,811.36
Feb-19 050		1070	009 - WKG Division	009	050.50277	\$28,502.33	80.68	28,421.65
Feb-19 050		1070	009 - WKG Division	009	050.50294	\$33,363.50	94.44	33,269.06
Feb-19 050		1070	009 - WKG Division	009	050.50364	\$1,693.21	11.14	1,682.07
Feb-19 050		1070	009 - WKG Division	009	050.50367	\$25,413.63	176.80	25,236.83
Feb-19 050		1070	009 - WKG Division	009	050.50369	\$9,053.27	54.10	8,999.17
Feb-19 050		1070	009 - WKG Division	009	050.50404	\$81,330.94	230.21	81,100.73
Feb-19 050		1070	009 - WKG Division	009	050.50424	\$33,888.65	0.00	33,888.65
Feb-19 050		1070	009 - WKG Division	009	050.50426	\$7,905.30	22.38	7,882.92
Feb-19 050		1070	009 - WKG Division	009	050.50434	\$74,557.90	246.16	74,311.74
Feb-19 050		1070	009 - WKG Division	009	050.50544	\$5,645.69	15.98	5,629.71
Feb-19 050		1070	009 - WKG Division	009	050.50567	\$4,106.23	11.62	4,094.61
Feb-19 050		1070	009 - WKG Division	009	050.50569	(\$238.44)	0.00	(\$238.44)
Feb-19 050		1070	009 - WKG Division	009	050.50571	(\$522.17)	0.00	(\$522.17)
Feb-19 050		1070	009 - WKG Division	009	050.50630	\$428.83	1.21	427.62
Feb-19 050		1070	009 - WKG Division	009	050.50634	\$6,849.92	0.00	6,849.92
Feb-19 050		1070	009 - WKG Division	009	050.50656	\$6,030.85	17.07	6,013.78
Feb-19 050		1070	009 - WKG Division	009	050.50657	\$1,425.43	0.00	1,425.43
Feb-19 050		1070	009 - WKG Division	009	0H.050.10000	\$28,664.89	0.00	28,664.89
Feb-19 050		1070	009 - WKG Division	009	0H.050.17884	\$91,757.51	0.00	91,757.51
Feb-19 050		1070	091 - Brentwood Division	091	050.50390	\$5,634.41	0.00	5,634.41
Feb-19 050		1070	091 - Brentwood Division	091	0H.050.10000	(\$1,170,410.06)	0.00	(\$1,170,410.06)
Feb-19 050		1070	091 - Brentwood Division	091	0H.050.10002	\$20,375.13	0.00	20,375.13