

AFFIDAVIT

Comes the Affiant, Dean Hall, and after first being duly sworn, states and attests as follows:

1. I am the General Manager of Southern Water and Sewer District.
2. On Thursday, January 3, 2019, at 3:26 p.m., I received, via email notification, the Commission Staff's Third Request for Information to Southern Water and Sewer District from the Public Service Commission Staff.
3. That Request for Information requested five items. The fourth item requested Southern to "Provide a detailed list identifying all compensation and all other payments made by Southern District, to each of its employees and any contract personnel, for the years 2016, 2017, and 2018. For each item, provide a detailed description of the purpose of the compensation or payment."
4. The Commission requested that Southern provide this information by 1 p.m. on Monday January 7, 2019.
5. In my duties as General Manager, I am charged with the gathering of information and documents to respond to data and information requests.
6. I am currently preparing for the Tuesday, January 8, 2019 hearing requested by the Commission. I also need to maintain my day-to-day duties as General Manager of Southern.
7. Responding to Request Number 4 will require extensive time to find and compile relevant documents. In addition, I or staff will likely need to redact information of a confidential or personal nature, consistent with the Public Service Commission's regulation. I am currently unable to completely fulfill the request for Request 4 in such a short amount of time. I should be able to fully respond to Request 4, but I will need additional time to do so.
8. Southern can be fully responsive to the remaining four requests for information by the requested time and date.

Further affiant sayeth not.



Dean Hall, Affiant

COMMONWEALTH OF KENTUCKY

COUNTY OF Floyd

Subscribed, sworn to, and acknowledged before me this 4 day of January 2019.



NOTARY PUBLIC -- STATE AT LARGE

My commission expires: 5-3-21

**Southern Water and Sewer District
Employee Check Record**

All Bank Accounts
January 1, 2016 - December 31, 2016

Check #	Date	Hours		Earnings		Withholding Taxes					Deductions	Net Pay	
		Regular	Premium	Regular	Premium	Gross	FICA-SS	FICA-MED	Federal W/H	State W/H	Local W/H		Amount
Work Location: Business Location													
Department:													
A1													
A1-01	01/31/16	133.0000	0.0000	3,509.10	0.00	3,509.10	216.33	50.59	254.39	156.98	0.00	401.85	2,428.96
MTD	01/31/16	133.0000	0.0000	3,509.10	0.00	3,509.10	216.33	50.59	254.39	156.98	0.00	401.85	2,428.96
A1-02	02/29/16	147.0000	0.0000	3,592.85	0.00	3,592.85	221.51	51.81	265.69	161.34	0.00	410.22	2,482.28
MTD	02/29/16	147.0000	0.0000	3,592.85	0.00	3,592.85	221.51	51.81	265.69	161.34	0.00	410.22	2,482.28
A1-03	03/31/16	140.0000	0.0000	3,560.68	0.00	3,560.68	219.52	51.34	261.34	159.66	0.00	407.00	2,461.82
MTD	03/31/16	140.0000	0.0000	3,560.68	0.00	3,560.68	219.52	51.34	261.34	159.66	0.00	407.00	2,461.82
QTD	03/31/16	420.0000	0.0000	10,662.63	0.00	10,662.63	657.36	153.74	781.42	477.98	0.00	1,219.07	7,373.06
A1-04	04/30/16	212.0000	0.0000	5,598.38	0.00	5,598.38	345.24	80.74	426.57	252.89	0.00	636.26	3,856.68
MTD	04/30/16	212.0000	0.0000	5,598.38	0.00	5,598.38	345.24	80.74	426.57	252.89	0.00	636.26	3,856.68
A1-05	05/31/16	147.0000	0.0000	3,657.19	0.00	3,657.19	225.51	52.74	273.99	164.62	0.00	416.66	2,523.67
MTD	05/31/16	147.0000	0.0000	3,657.19	0.00	3,657.19	225.51	52.74	273.99	164.62	0.00	416.66	2,523.67
A1-06	06/30/16	85.0000	0.0000	3,464.17	0.00	3,464.17	213.54	49.94	247.93	154.54	0.00	381.89	2,416.33
MTD	06/30/16	85.0000	0.0000	3,464.17	0.00	3,464.17	213.54	49.94	247.93	154.54	0.00	381.89	2,416.33
QTD	06/30/16	444.0000	0.0000	12,719.74	0.00	12,719.74	784.29	183.42	948.49	572.05	0.00	1,434.81	8,796.68
A1-07	07/31/16	133.0000	0.0000	3,689.37	0.00	3,689.37	227.49	53.21	278.34	166.30	0.00	388.94	2,575.09
MTD	07/31/16	133.0000	0.0000	3,689.37	0.00	3,689.37	227.49	53.21	278.34	166.30	0.00	388.94	2,575.09
A1-08	08/31/16	40.0000	0.0000	3,432.00	0.00	3,432.00	211.55	49.47	243.58	152.86	0.00	363.20	2,411.34
MTD	08/31/16	40.0000	0.0000	3,432.00	0.00	3,432.00	211.55	49.47	243.58	152.86	0.00	363.20	2,411.34
A1-09	09/30/16	240.0000	427.0000	6,864.00	0.00	6,864.00	424.33	99.24	831.15	335.30	0.00	706.40	4,467.58

**Southern Water and Sewer District
Employee Check Record**

All Bank Accounts
January 1, 2016 - December 31, 2016

Check #	Date	Hours		Earnings			Withholding Taxes					Deductions	Net Pay
		Regular	Premium	Regular	Premium	Gross	FICA-SS	FICA-MED	Federal W/H	State W/H	Local W/H	Amount	
MTD	09/30/16	240.0000	427.0000	6,864.00	0.00	6,864.00	424.33	99.24	831.15	335.30	0.00	706.40	4,467.58
QTD	09/30/16	413.0000	427.0000	13,985.37	0.00	13,985.37	863.37	201.92	1,353.07	654.46	0.00	1,458.54	9,454.01
YTD	12/31/16	1,277.0000	427.0000	37,367.74	0.00	37,367.74	2,305.02	539.08	3,082.98	1,704.49	0.00	4,112.42	25,623.75
D2													
D2-01	01/31/16	160.0000	0.0000	4,960.00	0.00	4,960.00	306.28	71.63	533.60	247.10	0.00	345.78	3,455.61
MTD	01/31/16	160.0000	0.0000	4,960.00	0.00	4,960.00	306.28	71.63	533.60	247.10	0.00	345.78	3,455.61
D2-02	02/29/16	160.0000	0.0000	5,040.00	0.00	5,040.00	311.24	72.79	545.00	251.50	0.00	349.78	3,509.69
MTD	02/29/16	160.0000	0.0000	5,040.00	0.00	5,040.00	311.24	72.79	545.00	251.50	0.00	349.78	3,509.69
D2-03	03/31/16	160.0000	0.0000	5,040.00	0.00	5,040.00	311.24	72.79	545.00	251.50	0.00	349.78	3,509.69
MTD	03/31/16	160.0000	0.0000	5,040.00	0.00	5,040.00	311.24	72.79	545.00	251.50	0.00	349.78	3,509.69
QTD	03/31/16	480.0000	0.0000	15,040.00	0.00	15,040.00	928.76	217.21	1,623.60	750.10	0.00	1,045.34	10,474.99
D2-04	04/30/16	240.0000	0.0000	7,560.00	0.00	7,560.00	466.86	109.19	817.60	377.21	0.00	524.67	5,264.47
MTD	04/30/16	240.0000	0.0000	7,560.00	0.00	7,560.00	466.86	109.19	817.60	377.21	0.00	524.67	5,264.47
D2-05	05/31/16	160.0000	0.0000	5,040.00	0.00	5,040.00	311.24	72.79	545.20	251.42	0.00	349.78	3,509.57
MTD	05/31/16	160.0000	0.0000	5,040.00	0.00	5,040.00	311.24	72.79	545.20	251.42	0.00	349.78	3,509.57
D2-06	06/30/16	160.0000	0.0000	5,040.00	0.00	5,040.00	311.24	72.79	545.20	251.42	0.00	333.52	3,525.83
MTD	06/30/16	160.0000	0.0000	5,040.00	0.00	5,040.00	311.24	72.79	545.20	251.42	0.00	333.52	3,525.83
QTD	06/30/16	560.0000	0.0000	17,640.00	0.00	17,640.00	1,089.34	254.77	1,908.00	880.05	0.00	1,207.97	12,299.87
D2-07	07/31/16	160.0000	0.0000	5,040.00	0.00	5,040.00	311.24	72.79	545.20	251.42	0.00	317.26	3,542.09
MTD	07/31/16	160.0000	0.0000	5,040.00	0.00	5,040.00	311.24	72.79	545.20	251.42	0.00	317.26	3,542.09
D2-08	08/31/16	160.0000	0.0000	5,040.00	0.00	5,040.00	311.24	72.79	545.20	251.42	0.00	317.26	3,542.09

**Southern Water and Sewer District
Employee Check Record**

All Bank Accounts
January 1, 2016 - December 31, 2016

Check #	Date	Hours		Earnings			Withholding Taxes					Deductions	Net Pay
		Regular	Premium	Regular	Premium	Gross	FICA-SS	FICA-MED	Federal W/H	State W/H	Local W/H	Amount	
MTD	08/31/16	160.0000	0.0000	5,040.00	0.00	5,040.00	311.24	72.79	545.20	251.42	0.00	317.26	3,542.09
D2-09	09/30/16	160.0000	0.0000	7,560.00	0.00	7,560.00	466.86	109.18	817.80	377.13	0.00	475.89	5,313.14
MTD	09/30/16	160.0000	0.0000	7,560.00	0.00	7,560.00	466.86	109.18	817.80	377.13	0.00	475.89	5,313.14
QTD	09/30/16	480.0000	0.0000	17,640.00	0.00	17,640.00	1,089.34	254.76	1,908.20	879.97	0.00	1,110.41	12,397.32
D2-10	10/31/16	80.0000	0.0000	5,040.00	0.00	5,040.00	311.24	72.79	545.20	251.42	0.00	317.26	3,542.09
MTD	10/31/16	80.0000	0.0000	5,040.00	0.00	5,040.00	311.24	72.79	545.20	251.42	0.00	317.26	3,542.09
D2-11	11/30/16	80.0000	0.0000	5,040.00	0.00	5,040.00	311.24	72.79	545.20	251.42	0.00	317.26	3,542.09
MTD	11/30/16	80.0000	0.0000	5,040.00	0.00	5,040.00	311.24	72.79	545.20	251.42	0.00	317.26	3,542.09
D2-12	12/31/16	80.0000	0.0000	5,040.00	0.00	5,040.00	311.24	72.79	545.20	251.42	0.00	317.26	3,542.09
MTD	12/31/16	80.0000	0.0000	5,040.00	0.00	5,040.00	311.24	72.79	545.20	251.42	0.00	317.26	3,542.09
QTD	12/31/16	240.0000	0.0000	15,120.00	0.00	15,120.00	933.72	218.37	1,635.60	754.26	0.00	951.78	10,626.27
YTD	12/31/16	1,760.0000	0.0000	65,440.00	0.00	65,440.00	4,041.16	945.11	7,075.40	3,264.38	0.00	4,315.50	45,798.45
D4													
D4-01	01/31/16	191.0000	0.0000	3,196.62	0.00	3,196.62	195.19	45.65	85.23	151.99	0.00	223.48	2,495.08
MTD	01/31/16	191.0000	0.0000	3,196.62	0.00	3,196.62	195.19	45.65	85.23	151.99	0.00	223.48	2,495.08
D4-02	02/29/16	200.0000	0.0000	3,610.60	0.00	3,610.60	220.85	51.65	130.57	175.28	0.00	578.56	2,453.69
MTD	02/29/16	200.0000	0.0000	3,610.60	0.00	3,610.60	220.85	51.65	130.57	175.28	0.00	578.56	2,453.69
D4-03	03/31/16	167.0000	0.0000	3,098.85	0.00	3,098.85	189.13	44.23	75.75	146.50	0.00	739.48	1,903.76
MTD	03/31/16	167.0000	0.0000	3,098.85	0.00	3,098.85	189.13	44.23	75.75	146.50	0.00	739.48	1,903.76
QTD	03/31/16	558.0000	0.0000	9,906.07	0.00	9,906.07	605.17	141.53	291.55	473.77	0.00	1,541.52	6,852.53
D4-04	04/30/16	279.0000	0.0000	5,068.53	0.00	5,068.53	309.74	72.44	153.62	243.34	0.00	343.42	3,945.97

**Southern Water and Sewer District
Employee Check Record**

All Bank Accounts
January 1, 2016 - December 31, 2016

Check #	Date	Hours		Earnings			Withholding Taxes					Deductions	Net Pay
		Regular	Premium	Regular	Premium	Gross	FICA-SS	FICA-MED	Federal W/H	State W/H	Local W/H	Amount	
MTD	04/30/16	279.0000	0.0000	5,068.53	0.00	5,068.53	309.74	72.44	153.62	243.34	0.00	343.42	3,945.97
D4-05	05/31/16	183.0000	0.0000	3,302.61	0.00	3,302.61	201.76	47.19	93.97	157.86	0.00	226.66	2,575.17
MTD	05/31/16	183.0000	0.0000	3,302.61	0.00	3,302.61	201.76	47.19	93.97	157.86	0.00	226.66	2,575.17
D4-06	06/30/16	186.0000	0.0000	3,379.02	0.00	3,379.02	206.49	48.29	101.38	162.16	0.00	194.13	2,666.57
MTD	06/30/16	186.0000	0.0000	3,379.02	0.00	3,379.02	206.49	48.29	101.38	162.16	0.00	194.13	2,666.57
QTD	06/30/16	648.0000	0.0000	11,750.16	0.00	11,750.16	717.99	167.92	348.97	563.36	0.00	764.21	9,187.71
D4-07	07/31/16	167.0000	0.0000	3,506.37	0.00	3,506.37	214.40	50.14	113.73	169.33	0.00	163.12	2,795.65
MTD	07/31/16	167.0000	0.0000	3,506.37	0.00	3,506.37	214.40	50.14	113.73	169.33	0.00	163.12	2,795.65
D4-08	08/31/16	196.0000	0.0000	3,633.72	0.00	3,633.72	222.28	51.99	129.35	176.50	0.00	166.93	2,886.67
MTD	08/31/16	196.0000	0.0000	3,633.72	0.00	3,633.72	222.28	51.99	129.35	176.50	0.00	166.93	2,886.67
D4-09	09/30/16	279.0000	0.0000	5,476.05	0.00	5,476.05	335.01	78.35	193.62	266.18	0.00	251.17	4,351.72
MTD	09/30/16	279.0000	0.0000	5,476.05	0.00	5,476.05	335.01	78.35	193.62	266.18	0.00	251.17	4,351.72
QTD	09/30/16	642.0000	0.0000	12,616.14	0.00	12,616.14	771.69	180.48	436.70	612.01	0.00	581.22	10,034.04
D4-10	10/31/16	191.0000	0.0000	3,506.37	0.00	3,506.37	214.39	50.14	113.73	169.33	0.00	163.11	2,795.67
MTD	10/31/16	191.0000	0.0000	3,506.37	0.00	3,506.37	214.39	50.14	113.73	169.33	0.00	163.11	2,795.67
D4-11	11/30/16	137.0000	0.0000	3,149.79	0.00	3,149.79	192.28	44.97	188.12	149.27	0.00	152.41	2,422.74
MTD	11/30/16	137.0000	0.0000	3,149.79	0.00	3,149.79	192.28	44.97	188.12	149.27	0.00	152.41	2,422.74
D4-12	12/31/16	153.0000	108.0000	3,047.91	0.00	3,047.91	185.97	43.49	172.74	143.54	0.00	149.36	2,352.81
MTD	12/31/16	153.0000	108.0000	3,047.91	0.00	3,047.91	185.97	43.49	172.74	143.54	0.00	149.36	2,352.81
QTD	12/31/16	481.0000	108.0000	9,704.07	0.00	9,704.07	592.64	138.60	474.59	462.14	0.00	464.88	7,571.22


**Southern Water and Sewer District
Employee Check Record**

All Bank Accounts
January 1, 2016 - December 31, 2016

Check #	Date	Hours		Earnings			Withholding Taxes					Deductions	Net Pay
		Regular	Premium	Regular	Premium	Gross	FICA-SS	FICA-MED	Federal W/H	State W/H	Local W/H	Amount	
YTD	12/31/16	2,329.0000	108.0000	43,976.44	0.00	43,976.44	2,687.49	628.53	1,551.81	2,111.28	0.00	3,351.83	33,645.50
P4		[REDACTED]											
P4-01	01/31/16	152.0000	0.0000	3,318.40	0.00	3,318.40	202.55	47.37	393.18	150.98	0.00	405.54	2,118.78
MTD	01/31/16	152.0000	0.0000	3,318.40	0.00	3,318.40	202.55	47.37	393.18	150.98	0.00	405.54	2,118.78
P4-02	02/29/16	153.0000	0.0000	3,547.08	0.00	3,547.08	216.73	50.69	444.05	163.30	0.00	421.55	2,250.76
MTD	02/29/16	153.0000	0.0000	3,547.08	0.00	3,547.08	216.73	50.69	444.05	163.30	0.00	421.55	2,250.76
P4-03	03/31/16	160.0000	0.0000	3,398.40	0.00	3,398.40	207.51	48.53	409.48	155.28	0.00	411.14	2,166.46
MTD	03/31/16	160.0000	0.0000	3,398.40	0.00	3,398.40	207.51	48.53	409.48	155.28	0.00	411.14	2,166.46
QTD	03/31/16	465.0000	0.0000	10,263.88	0.00	10,263.88	626.79	146.59	1,246.71	469.56	0.00	1,238.23	6,536.00
P4-04	04/30/16	240.0000	0.0000	5,097.60	0.00	5,097.60	311.27	72.80	613.84	232.88	0.00	616.71	3,250.10
MTD	04/30/16	240.0000	0.0000	5,097.60	0.00	5,097.60	311.27	72.80	613.84	232.88	0.00	616.71	3,250.10
P4-05	05/31/16	144.0000	0.0000	3,398.40	0.00	3,398.40	207.51	48.53	408.72	155.20	0.00	411.14	2,167.30
MTD	05/31/16	144.0000	0.0000	3,398.40	0.00	3,398.40	207.51	48.53	408.72	155.20	0.00	411.14	2,167.30
P4-06	06/30/16	160.0000	0.0000	3,632.04	0.00	3,632.04	222.00	51.91	463.04	167.80	0.00	414.08	2,313.21
MTD	06/30/16	160.0000	0.0000	3,632.04	0.00	3,632.04	222.00	51.91	463.04	167.80	0.00	414.08	2,313.21
QTD	06/30/16	544.0000	0.0000	12,128.04	0.00	12,128.04	740.78	173.24	1,485.60	555.88	0.00	1,441.93	7,730.61
P4-07	07/31/16	120.0000	0.0000	3,398.40	0.00	3,398.40	207.51	48.54	408.72	155.20	0.00	384.30	2,194.13
MTD	07/31/16	120.0000	0.0000	3,398.40	0.00	3,398.40	207.51	48.54	408.72	155.20	0.00	384.30	2,194.13
P4-08	08/31/16	160.0000	0.0000	3,398.40	0.00	3,398.40	207.51	48.53	408.72	155.20	0.00	384.30	2,194.14
MTD	08/31/16	160.0000	0.0000	3,398.40	0.00	3,398.40	207.51	48.53	408.72	155.20	0.00	384.30	2,194.14
P4-09	09/30/16	232.0000	0.0000	5,097.60	0.00	5,097.60	311.27	72.79	613.08	232.80	0.00	576.45	3,291.21

**Southern Water and Sewer District
Employee Check Record**

All Bank Accounts
January 1, 2016 - December 31, 2016

Check #	Date	Hours		Earnings			Withholding Taxes					Deductions	Net Pay
		Regular	Premium	Regular	Premium	Gross	FICA-SS	FICA-MED	Federal W/H	State W/H	Local W/H	Amount	
MTD	09/30/16	232.0000	0.0000	5,097.60	0.00	5,097.60	311.27	72.79	613.08	232.80	0.00	576.45	3,291.21
QTD	09/30/16	512.0000	0.0000	11,894.40	0.00	11,894.40	726.29	169.86	1,430.52	543.20	0.00	1,345.05	7,679.48
P4-10	10/31/16	152.0000	0.0000	3,398.40	0.00	3,398.40	207.51	48.53	408.72	155.20	0.00	384.30	2,194.14
MTD	10/31/16	152.0000	0.0000	3,398.40	0.00	3,398.40	207.51	48.53	408.72	155.20	0.00	384.30	2,194.14
P4-11	11/30/16	124.0000	0.0000	3,398.40	0.00	3,398.40	207.52	48.53	408.72	155.20	0.00	384.30	2,194.13
MTD	11/30/16	124.0000	0.0000	3,398.40	0.00	3,398.40	207.52	48.53	408.72	155.20	0.00	384.30	2,194.13
P4-12	12/31/16	152.0000	142.0000	3,398.40	0.00	3,398.40	207.50	48.54	408.72	155.20	0.00	384.30	2,194.14
MTD	12/31/16	152.0000	142.0000	3,398.40	0.00	3,398.40	207.50	48.54	408.72	155.20	0.00	384.30	2,194.14
QTD	12/31/16	428.0000	142.0000	10,195.20	0.00	10,195.20	622.53	145.60	1,226.16	465.60	0.00	1,152.90	6,582.41
YTD	12/31/16	1,949.0000	142.0000	44,481.52	0.00	44,481.52	2,716.39	635.29	5,388.99	2,034.24	0.00	5,178.11	28,528.50
D9													
D9-01	01/31/16	180.0000	0.0000	3,515.00	0.00	3,515.00	214.44	50.15	160.59	169.44	0.00	341.43	2,578.95
MTD	01/31/16	180.0000	0.0000	3,515.00	0.00	3,515.00	214.44	50.15	160.59	169.44	0.00	341.43	2,578.95
D9-02	02/29/16	217.0000	0.0000	4,664.50	0.00	4,664.50	285.70	66.82	315.42	234.11	0.00	375.92	3,386.53
MTD	02/29/16	217.0000	0.0000	4,664.50	0.00	4,664.50	285.70	66.82	315.42	234.11	0.00	375.92	3,386.53
D9-03	03/31/16	168.0000	0.0000	3,268.00	0.00	3,268.00	199.12	46.57	122.71	155.55	0.00	334.02	2,410.03
MTD	03/31/16	168.0000	0.0000	3,268.00	0.00	3,268.00	199.12	46.57	122.71	155.55	0.00	334.02	2,410.03
QTD	03/31/16	565.0000	0.0000	11,447.50	0.00	11,447.50	699.26	163.54	598.72	559.10	0.00	1,051.37	8,375.51
D9-04	04/30/16	273.0000	0.0000	5,500.50	0.00	5,500.50	335.79	78.53	532.45	266.95	0.00	518.99	3,767.79
MTD	04/30/16	273.0000	0.0000	5,500.50	0.00	5,500.50	335.79	78.53	532.45	266.95	0.00	518.99	3,767.79
D9-05	05/31/16	202.0000	0.0000	4,237.00	0.00	4,237.00	259.20	60.62	438.02	209.98	0.00	363.10	2,906.08

**Southern Water and Sewer District
Employee Check Record**

All Bank Accounts
January 1, 2016 - December 31, 2016

Check #	Date	Hours		Earnings			Withholding Taxes				Deductions	Net Pay	
		Regular	Premium	Regular	Premium	Gross	FICA-SS	FICA-MED	Federal W/H	State W/H	Local W/H		Amount
MTD	05/31/16	202.0000	0.0000	4,237.00	0.00	4,237.00	259.20	60.62	438.02	209.98	0.00	363.10	2,906.08
D9-06	06/30/16	191.0000	0.0000	3,923.50	0.00	3,923.50	239.77	56.07	392.41	192.34	0.00	307.27	2,735.64
MTD	06/30/16	191.0000	0.0000	3,923.50	0.00	3,923.50	239.77	56.07	392.41	192.34	0.00	307.27	2,735.64
QTD	06/30/16	666.0000	0.0000	13,661.00	0.00	13,661.00	834.76	195.22	1,362.88	669.27	0.00	1,189.36	9,409.51
D9-07	07/31/16	185.0000	0.0000	3,752.50	0.00	3,752.50	229.15	53.60	367.54	182.71	0.00	255.72	2,663.78
MTD	07/31/16	185.0000	0.0000	3,752.50	0.00	3,752.50	229.15	53.60	367.54	182.71	0.00	255.72	2,663.78
D9-08	08/31/16	158.0000	0.0000	3,895.00	0.00	3,895.00	238.00	55.66	388.27	190.73	0.00	259.99	2,762.35
MTD	08/31/16	158.0000	0.0000	3,895.00	0.00	3,895.00	238.00	55.66	388.27	190.73	0.00	259.99	2,762.35
D9-09	09/30/16	271.0000	0.0000	5,443.50	0.00	5,443.50	332.26	77.70	524.35	263.65	0.00	378.02	3,867.52
MTD	09/30/16	271.0000	0.0000	5,443.50	0.00	5,443.50	332.26	77.70	524.35	263.65	0.00	378.02	3,867.52
QTD	09/30/16	614.0000	0.0000	13,091.00	0.00	13,091.00	799.41	186.96	1,280.16	637.09	0.00	893.73	9,293.65
D9-10	10/31/16	185.0000	0.0000	3,752.50	0.00	3,752.50	229.16	53.59	367.53	182.72	0.00	255.72	2,663.78
MTD	10/31/16	185.0000	0.0000	3,752.50	0.00	3,752.50	229.16	53.59	367.53	182.72	0.00	255.72	2,663.78
D9-11	11/30/16	162.0000	0.0000	4,009.00	0.00	4,009.00	245.06	57.32	404.85	197.15	0.00	263.41	2,841.21
MTD	11/30/16	162.0000	0.0000	4,009.00	0.00	4,009.00	245.06	57.32	404.85	197.15	0.00	263.41	2,841.21
D9-12	12/31/16	210.0000	64.0000	4,465.00	0.00	4,465.00	273.34	63.92	471.20	222.81	0.00	277.09	3,156.64
MTD	12/31/16	210.0000	64.0000	4,465.00	0.00	4,465.00	273.34	63.92	471.20	222.81	0.00	277.09	3,156.64
QTD	12/31/16	557.0000	64.0000	12,226.50	0.00	12,226.50	747.56	174.83	1,243.58	602.68	0.00	796.22	8,661.63
YTD	12/31/16	2,402.0000	64.0000	50,426.00	0.00	50,426.00	3,080.99	720.55	4,485.34	2,468.14	0.00	3,930.68	35,740.30
D13													
D13-01	01/31/16	158.0000	0.0000	1,991.00	0.00	1,991.00	119.32	27.91	58.79	83.12	0.00	137.66	1,564.20

**Southern Water and Sewer District
Employee Check Record**

All Bank Accounts
January 1, 2016 - December 31, 2016

Check #	Date	Hours		Earnings			Withholding Taxes					Deductions	Net Pay
		Regular	Premium	Regular	Premium	Gross	FICA-SS	FICA-MED	Federal W/H	State W/H	Local W/H	Amount	
MTD	01/31/16	158.0000	0.0000	1,991.00	0.00	1,991.00	119.32	27.91	58.79	83.12	0.00	137.66	1,564.20
D13-02	02/29/16	122.0000	0.0000	1,874.50	0.00	1,874.50	112.11	26.21	47.49	76.56	0.00	134.16	1,477.97
MTD	02/29/16	122.0000	0.0000	1,874.50	0.00	1,874.50	112.11	26.21	47.49	76.56	0.00	134.16	1,477.97
D13-03	03/31/16	144.0000	0.0000	1,840.00	0.00	1,840.00	109.95	25.72	44.14	74.62	0.00	133.12	1,452.45
MTD	03/31/16	144.0000	0.0000	1,840.00	0.00	1,840.00	109.95	25.72	44.14	74.62	0.00	133.12	1,452.45
QTD	03/31/16	424.0000	0.0000	5,705.50	0.00	5,705.50	341.38	79.84	150.42	234.30	0.00	404.94	4,494.62
D13-04	04/30/16	259.0000	0.0000	3,225.75	0.00	3,225.75	193.82	45.33	111.20	138.10	0.00	213.66	2,523.64
MTD	04/30/16	259.0000	0.0000	3,225.75	0.00	3,225.75	193.82	45.33	111.20	138.10	0.00	213.66	2,523.64
D13-05	05/31/16	188.0000	0.0000	2,461.00	0.00	2,461.00	148.46	34.72	103.99	109.48	0.00	151.75	1,912.60
MTD	05/31/16	188.0000	0.0000	2,461.00	0.00	2,461.00	148.46	34.72	103.99	109.48	0.00	151.75	1,912.60
D13-06	06/30/16	171.0000	0.0000	2,029.75	0.00	2,029.75	121.73	28.47	62.17	85.21	0.00	138.81	1,593.36
MTD	06/30/16	171.0000	0.0000	2,029.75	0.00	2,029.75	121.73	28.47	62.17	85.21	0.00	138.81	1,593.36
QTD	06/30/16	618.0000	0.0000	7,716.50	0.00	7,716.50	464.01	108.52	277.36	332.79	0.00	504.22	6,029.60
D13-07	07/31/16	120.0000	0.0000	1,840.00	0.00	1,840.00	109.96	25.71	43.76	74.54	0.00	133.12	1,452.91
MTD	07/31/16	120.0000	0.0000	1,840.00	0.00	1,840.00	109.96	25.71	43.76	74.54	0.00	133.12	1,452.91
D13-08	08/31/16	179.0000	0.0000	2,167.75	0.00	2,167.75	130.28	30.47	75.55	92.97	0.00	142.96	1,695.52
MTD	08/31/16	179.0000	0.0000	2,167.75	0.00	2,167.75	130.28	30.47	75.55	92.97	0.00	142.96	1,695.52
D13-09	09/30/16	284.0000	0.0000	3,519.00	0.00	3,519.00	212.00	49.58	139.26	154.51	0.00	222.45	2,741.20
MTD	09/30/16	284.0000	0.0000	3,519.00	0.00	3,519.00	212.00	49.58	139.26	154.51	0.00	222.45	2,741.20
QTD	09/30/16	583.0000	0.0000	7,526.75	0.00	7,526.75	452.24	105.76	258.57	322.02	0.00	498.53	5,889.63
D13-10	10/31/16	180.0000	0.0000	2,185.00	0.00	2,185.00	131.35	30.72	77.23	93.95	0.00	143.47	1,708.28

**Southern Water and Sewer District
Employee Check Record**

All Bank Accounts
January 1, 2016 - December 31, 2016

Check #	Date	Hours		Earnings			Withholding Taxes					Deductions	Net Pay
		Regular	Premium	Regular	Premium	Gross	FICA-SS	FICA-MED	Federal W/H	State W/H	Local W/H	Amount	
MTD	10/31/16	180.0000	0.0000	2,185.00	0.00	2,185.00	131.35	30.72	77.23	93.95	0.00	143.47	1,708.28
D13-11	11/30/16	151.0000	0.0000	2,098.75	0.00	2,098.75	126.00	29.47	68.86	89.09	0.00	140.88	1,644.45
MTD	11/30/16	151.0000	0.0000	2,098.75	0.00	2,098.75	126.00	29.47	68.86	89.09	0.00	140.88	1,644.45
D13-12	12/31/16	166.0000	152.0000	1,943.50	0.00	1,943.50	116.38	27.22	53.80	80.36	0.00	136.23	1,529.51
MTD	12/31/16	166.0000	152.0000	1,943.50	0.00	1,943.50	116.38	27.22	53.80	80.36	0.00	136.23	1,529.51
QTD	12/31/16	497.0000	152.0000	6,227.25	0.00	6,227.25	373.73	87.41	199.89	263.40	0.00	420.58	4,882.24
YTD	12/31/16	2,122.0000	152.0000	27,176.00	0.00	27,176.00	1,631.36	381.53	886.24	1,152.51	0.00	1,828.27	21,296.09
P17													
D17-01	01/31/16	191.0000	0.0000	3,566.90	0.00	3,566.90	215.49	50.39	324.38	166.20	0.00	640.99	2,169.45
MTD	01/31/16	191.0000	0.0000	3,566.90	0.00	3,566.90	215.49	50.39	324.38	166.20	0.00	640.99	2,169.45
D17-02	02/29/16	239.0000	0.0000	4,235.59	0.00	4,235.59	256.93	60.10	419.67	203.04	0.00	379.48	2,916.37
MTD	02/29/16	239.0000	0.0000	4,235.59	0.00	4,235.59	256.93	60.10	419.67	203.04	0.00	379.48	2,916.37
D17-03	03/31/16	218.0000	0.0000	3,756.58	0.00	3,756.58	227.24	53.14	351.41	176.64	0.00	355.53	2,592.62
MTD	03/31/16	218.0000	0.0000	3,756.58	0.00	3,756.58	227.24	53.14	351.41	176.64	0.00	355.53	2,592.62
QTD	03/31/16	648.0000	0.0000	11,559.07	0.00	11,559.07	699.66	163.63	1,095.46	545.88	0.00	1,376.00	7,678.44
D17-04	04/30/16	272.0000	0.0000	4,380.32	0.00	4,380.32	263.08	61.53	348.43	195.80	0.00	470.57	3,040.91
MTD	04/30/16	272.0000	0.0000	4,380.32	0.00	4,380.32	263.08	61.53	348.43	195.80	0.00	470.57	3,040.91
D17-05	05/31/16	183.0000	0.0000	2,958.23	0.00	2,958.23	177.74	41.57	237.84	132.57	0.00	315.61	2,052.90
MTD	05/31/16	183.0000	0.0000	2,958.23	0.00	2,958.23	177.74	41.57	237.84	132.57	0.00	315.61	2,052.90
D17-06	06/30/16	166.0000	0.0000	3,482.86	0.00	3,482.86	210.28	49.17	312.60	161.48	0.00	324.30	2,425.03
MTD	06/30/16	166.0000	0.0000	3,482.86	0.00	3,482.86	210.28	49.17	312.60	161.48	0.00	324.30	2,425.03

**Southern Water and Sewer District
Employee Check Record**

All Bank Accounts
January 1, 2016 - December 31, 2016

Check #	Date	Hours		Earnings			Withholding Taxes				Deductions	Net Pay	
		Regular	Premium	Regular	Premium	Gross	FICA-SS	FICA-MED	Federal W/H	State W/H	Local W/H		Amount
QTD	06/30/16	621.0000	0.0000	10,821.41	0.00	10,821.41	651.10	152.27	898.87	489.85	0.00	1,110.48	7,518.84
D17-07	07/31/16	207.0000	0.0000	3,505.67	0.00	3,505.67	211.68	49.51	315.85	162.74	0.00	307.90	2,457.99
MTD	07/31/16	207.0000	0.0000	3,505.67	0.00	3,505.67	211.68	49.51	315.85	162.74	0.00	307.90	2,457.99
D17-08	08/31/16	124.0000	0.0000	2,524.84	0.00	2,524.84	150.88	35.28	176.08	108.69	0.00	258.86	1,795.05
MTD	08/31/16	124.0000	0.0000	2,524.84	0.00	2,524.84	150.88	35.28	176.08	108.69	0.00	258.86	1,795.05
D17-09	09/30/16	296.0000	0.0000	4,927.76	0.00	4,927.76	297.01	69.47	426.64	225.87	0.00	445.32	3,463.45
MTD	09/30/16	296.0000	0.0000	4,927.76	0.00	4,927.76	297.01	69.47	426.64	225.87	0.00	445.32	3,463.45
QTD	09/30/16	627.0000	0.0000	10,958.27	0.00	10,958.27	659.57	154.26	918.57	497.30	0.00	1,012.08	7,716.49
D17-10	10/31/16	176.0000	0.0000	2,798.56	0.00	2,798.56	167.85	39.25	215.08	123.78	0.00	272.54	1,980.06
MTD	10/31/16	176.0000	0.0000	2,798.56	0.00	2,798.56	167.85	39.25	215.08	123.78	0.00	272.54	1,980.06
D17-11	11/30/16	152.0000	0.0000	3,163.52	0.00	3,163.52	190.47	44.55	267.09	143.88	0.00	290.80	2,226.73
MTD	11/30/16	152.0000	0.0000	3,163.52	0.00	3,163.52	190.47	44.55	267.09	143.88	0.00	290.80	2,226.73
D17-12	12/31/16	200.0000	144.0000	3,346.00	0.00	3,346.00	201.79	47.19	293.09	153.94	0.00	299.92	2,350.07
MTD	12/31/16	200.0000	144.0000	3,346.00	0.00	3,346.00	201.79	47.19	293.09	153.94	0.00	299.92	2,350.07
QTD	12/31/16	528.0000	144.0000	9,308.08	0.00	9,308.08	560.11	130.99	775.26	421.60	0.00	863.26	6,556.86
YTD	12/31/16	2,424.0000	144.0000	42,646.83	0.00	42,646.83	2,570.44	601.15	3,688.16	1,954.63	0.00	4,361.82	29,470.63
A7													
A7-01	01/31/16	152.0000	0.0000	1,800.00	0.00	1,800.00	111.60	26.10	207.98	79.36	0.00	30.38	1,344.58
MTD	01/31/16	152.0000	0.0000	1,800.00	0.00	1,800.00	111.60	26.10	207.98	79.36	0.00	30.38	1,344.58
A7-02	02/29/16	144.0000	0.0000	1,880.00	0.00	1,880.00	116.56	27.26	219.98	84.00	0.00	30.38	1,401.82
MTD	02/29/16	144.0000	0.0000	1,880.00	0.00	1,880.00	116.56	27.26	219.98	84.00	0.00	30.38	1,401.82

**Southern Water and Sewer District
Employee Check Record**

All Bank Accounts
January 1, 2016 - December 31, 2016

Check #	Date	Hours		Earnings			Withholding Taxes					Deductions	Net Pay
		Regular	Premium	Regular	Premium	Gross	FICA-SS	FICA-MED	Federal W/H	State W/H	Local W/H	Amount	
A7-03	03/31/16	144.0000	0.0000	1,880.00	0.00	1,880.00	116.56	27.26	219.98	84.00	0.00	30.38	1,401.82
MTD	03/31/16	144.0000	0.0000	1,880.00	0.00	1,880.00	116.56	27.26	219.98	84.00	0.00	30.38	1,401.82
QTD	03/31/16	440.0000	0.0000	5,560.00	0.00	5,560.00	344.72	80.62	647.94	247.36	0.00	91.14	4,148.22
A7-04	04/30/16	72.0000	0.0000	1,786.00	0.00	1,786.00	110.73	25.90	205.88	78.55	0.00	30.38	1,334.56
MTD	04/30/16	72.0000	0.0000	1,786.00	0.00	1,786.00	110.73	25.90	205.88	78.55	0.00	30.38	1,334.56
QTD	06/30/16	72.0000	0.0000	1,786.00	0.00	1,786.00	110.73	25.90	205.88	78.55	0.00	30.38	1,334.56
A7-08	08/31/16	127.5000	0.0000	1,542.15	0.00	1,542.15	95.61	22.36	169.69	64.32	0.00	30.38	1,159.79
MTD	08/31/16	127.5000	0.0000	1,542.15	0.00	1,542.15	95.61	22.36	169.69	64.32	0.00	30.38	1,159.79
A7-09	09/30/16	264.0000	0.0000	3,242.88	0.00	3,242.88	201.06	47.02	393.99	150.39	0.00	45.57	2,404.85
MTD	09/30/16	264.0000	0.0000	3,242.88	0.00	3,242.88	201.06	47.02	393.99	150.39	0.00	45.57	2,404.85
QTD	09/30/16	391.5000	0.0000	4,785.03	0.00	4,785.03	296.67	69.38	563.68	214.71	0.00	75.95	3,564.64
A7-10	10/31/16	184.5000	0.0000	2,311.69	0.00	2,311.69	143.33	33.52	285.12	108.94	0.00	30.38	1,710.40
MTD	10/31/16	184.5000	0.0000	2,311.69	0.00	2,311.69	143.33	33.52	285.12	108.94	0.00	30.38	1,710.40
A7-11	11/30/16	177.5000	0.0000	2,188.35	0.00	2,188.35	135.68	31.73	266.62	101.80	0.00	30.38	1,622.14
MTD	11/30/16	177.5000	0.0000	2,188.35	0.00	2,188.35	135.68	31.73	266.62	101.80	0.00	30.38	1,622.14
A7-12	12/31/16	163.0000	120.0000	1,932.86	0.00	1,932.86	119.83	28.03	228.30	86.98	0.00	30.38	1,439.34
MTD	12/31/16	163.0000	120.0000	1,932.86	0.00	1,932.86	119.83	28.03	228.30	86.98	0.00	30.38	1,439.34
QTD	12/31/16	525.0000	120.0000	6,432.90	0.00	6,432.90	398.84	93.28	780.04	297.72	0.00	91.14	4,771.88
YTD	12/31/16	1,428.5000	120.0000	18,563.93	0.00	18,563.93	1,150.96	269.18	2,197.54	838.34	0.00	288.61	13,819.30
D28													
D28-01	01/31/16	194.0000	0.0000	3,165.00	0.00	3,165.00	194.99	45.60	379.56	157.38	0.00	48.24	2,339.23


**Southern Water and Sewer District
Employee Check Record**

All Bank Accounts
January 1, 2016 - December 31, 2016

Check #	Date	Hours		Earnings			Withholding Taxes				Deductions	Net Pay	
		Regular	Premium	Regular	Premium	Gross	FICA-SS	FICA-MED	Federal W/H	State W/H	Local W/H		Amount
MTD	01/31/16	194.0000	0.0000	3,165.00	0.00	3,165.00	194.99	45.60	379.56	157.38	0.00	48.24	2,339.23
D28-02	02/29/16	207.0000	0.0000	3,758.75	0.00	3,758.75	231.81	54.21	521.30	191.81	0.00	48.24	2,711.38
MTD	02/29/16	207.0000	0.0000	3,758.75	0.00	3,758.75	231.81	54.21	521.30	191.81	0.00	48.24	2,711.38
D28-03	03/31/16	159.0000	0.0000	2,642.75	0.00	2,642.75	162.61	38.03	285.24	127.08	0.00	48.24	1,981.55
MTD	03/31/16	159.0000	0.0000	2,642.75	0.00	2,642.75	162.61	38.03	285.24	127.08	0.00	48.24	1,981.55
QTD	03/31/16	560.0000	0.0000	9,566.50	0.00	9,566.50	589.41	137.84	1,186.10	476.27	0.00	144.72	7,032.16
D28-04	04/30/16	254.0000	0.0000	4,417.50	0.00	4,417.50	272.02	63.62	496.24	216.88	0.00	72.36	3,296.38
MTD	04/30/16	254.0000	0.0000	4,417.50	0.00	4,417.50	272.02	63.62	496.24	216.88	0.00	72.36	3,296.38
D28-05	05/31/16	203.0000	0.0000	3,665.75	0.00	3,665.75	226.03	52.87	465.00	186.32	0.00	48.24	2,687.29
MTD	05/31/16	203.0000	0.0000	3,665.75	0.00	3,665.75	226.03	52.87	465.00	186.32	0.00	48.24	2,687.29
D28-06	06/30/16	97.0000	0.0000	2,875.25	0.00	2,875.25	177.03	41.40	319.92	140.47	0.00	48.24	2,148.19
MTD	06/30/16	97.0000	0.0000	2,875.25	0.00	2,875.25	177.03	41.40	319.92	140.47	0.00	48.24	2,148.19
QTD	06/30/16	554.0000	0.0000	10,958.50	0.00	10,958.50	675.08	157.89	1,281.16	543.67	0.00	168.84	8,131.86
D28-07	07/31/16	224.0000	0.0000	3,968.00	0.00	3,968.00	244.78	57.24	540.55	203.85	0.00	48.24	2,873.34
MTD	07/31/16	224.0000	0.0000	3,968.00	0.00	3,968.00	244.78	57.24	540.55	203.85	0.00	48.24	2,873.34
D28-08	08/31/16	223.0000	0.0000	3,944.75	0.00	3,944.75	243.33	56.91	534.75	202.51	0.00	48.24	2,859.01
MTD	08/31/16	223.0000	0.0000	3,944.75	0.00	3,944.75	243.33	56.91	534.75	202.51	0.00	48.24	2,859.01
D28-09	09/30/16	298.0000	0.0000	5,068.50	0.00	5,068.50	312.39	73.06	612.29	254.53	0.00	72.36	3,743.87
MTD	09/30/16	298.0000	0.0000	5,068.50	0.00	5,068.50	312.39	73.06	612.29	254.53	0.00	72.36	3,743.87
QTD	09/30/16	745.0000	0.0000	12,981.25	0.00	12,981.25	800.50	187.21	1,687.59	660.89	0.00	168.84	9,476.22


**Southern Water and Sewer District
Employee Check Record**

All Bank Accounts
January 1, 2016 - December 31, 2016

Check #	Date	Hours		Earnings			Withholding Taxes					Deductions	Net Pay
		Regular	Premium	Regular	Premium	Gross	FICA-SS	FICA-MED	Federal W/H	State W/H	Local W/H	Amount	
D28-10	10/31/16	178.0000	0.0000	3,270.50	0.00	3,270.50	201.53	47.13	379.67	163.40	0.00	48.24	2,430.53
MTD	10/31/16	178.0000	0.0000	3,270.50	0.00	3,270.50	201.53	47.13	379.67	163.40	0.00	48.24	2,430.53
D28-11	11/30/16	182.0000	0.0000	2,991.50	0.00	2,991.50	184.23	43.09	337.36	147.22	0.00	48.24	2,231.36
MTD	11/30/16	182.0000	0.0000	2,991.50	0.00	2,991.50	184.23	43.09	337.36	147.22	0.00	48.24	2,231.36
D28-12	12/31/16	199.0000	144.0000	3,572.75	0.00	3,572.75	220.28	51.51	441.75	180.93	0.00	48.24	2,630.04
MTD	12/31/16	199.0000	144.0000	3,572.75	0.00	3,572.75	220.28	51.51	441.75	180.93	0.00	48.24	2,630.04
QTD	12/31/16	559.0000	144.0000	9,834.75	0.00	9,834.75	606.04	141.73	1,158.78	491.55	0.00	144.72	7,291.93
YTD	12/31/16	2,418.0000	144.0000	43,341.00	0.00	43,341.00	2,671.03	624.67	5,313.63	2,172.38	0.00	627.12	31,932.17
D33													
D33-01	01/31/16	185.0000	0.0000	2,468.75	0.00	2,468.75	151.82	35.51	153.10	152.69	0.00	174.30	1,801.33
MTD	01/31/16	185.0000	0.0000	2,468.75	0.00	2,468.75	151.82	35.51	153.10	152.69	0.00	174.30	1,801.33
D33-02	02/29/16	157.0000	0.0000	2,177.50	0.00	2,177.50	133.77	31.28	121.53	136.31	0.00	165.57	1,589.04
MTD	02/29/16	157.0000	0.0000	2,177.50	0.00	2,177.50	133.77	31.28	121.53	136.31	0.00	165.57	1,589.04
D33-03	03/31/16	144.0000	0.0000	2,080.00	0.00	2,080.00	127.72	29.87	112.06	130.82	0.00	162.64	1,516.89
MTD	03/31/16	144.0000	0.0000	2,080.00	0.00	2,080.00	127.72	29.87	112.06	130.82	0.00	162.64	1,516.89
QTD	03/31/16	486.0000	0.0000	6,726.25	0.00	6,726.25	413.31	96.66	386.69	419.82	0.00	502.51	4,907.26
D33-04	04/30/16	240.0000	0.0000	3,276.00	0.00	3,276.00	201.25	47.07	183.04	204.97	0.00	248.65	2,391.02
MTD	04/30/16	240.0000	0.0000	3,276.00	0.00	3,276.00	201.25	47.07	183.04	204.97	0.00	248.65	2,391.02
D33-05	05/31/16	164.0000	0.0000	2,314.00	0.00	2,314.00	142.23	33.26	134.38	143.90	0.00	169.66	1,690.57
MTD	05/31/16	164.0000	0.0000	2,314.00	0.00	2,314.00	142.23	33.26	134.38	143.90	0.00	169.66	1,690.57
D33-06	06/30/16	166.0000	0.0000	2,353.00	0.00	2,353.00	144.64	33.83	138.16	146.09	0.00	160.14	1,730.14

**Southern Water and Sewer District
Employee Check Record**

All Bank Accounts
January 1, 2016 - December 31, 2016

Check #	Date	Hours		Earnings			Withholding Taxes					Deductions	Net Pay
		Regular	Premium	Regular	Premium	Gross	FICA-SS	FICA-MED	Federal W/H	State W/H	Local W/H	Amount	
MTD	06/30/16	166.0000	0.0000	2,353.00	0.00	2,353.00	144.64	33.83	138.16	146.09	0.00	160.14	1,730.14
QTD	06/30/16	570.0000	0.0000	7,943.00	0.00	7,943.00	488.12	114.16	455.58	494.96	0.00	578.45	5,811.73
D33-07	07/31/16	184.0000	0.0000	2,548.00	0.00	2,548.00	156.73	36.66	159.19	157.06	0.00	155.31	1,883.05
MTD	07/31/16	184.0000	0.0000	2,548.00	0.00	2,548.00	156.73	36.66	159.19	157.06	0.00	155.31	1,883.05
D33-08	08/31/16	131.0000	0.0000	2,294.50	0.00	2,294.50	141.02	32.98	132.49	142.80	0.00	147.70	1,697.51
MTD	08/31/16	131.0000	0.0000	2,294.50	0.00	2,294.50	141.02	32.98	132.49	142.80	0.00	147.70	1,697.51
D33-09	09/30/16	203.0000	0.0000	3,490.50	0.00	3,490.50	214.56	50.17	203.46	216.95	0.00	223.01	2,582.35
MTD	09/30/16	203.0000	0.0000	3,490.50	0.00	3,490.50	214.56	50.17	203.46	216.95	0.00	223.01	2,582.35
QTD	09/30/16	518.0000	0.0000	8,333.00	0.00	8,333.00	512.31	119.81	495.14	516.81	0.00	526.02	6,162.91
D33-10	10/31/16	151.0000	0.0000	2,216.50	0.00	2,216.50	136.18	31.85	124.93	138.41	0.00	145.36	1,639.77
MTD	10/31/16	151.0000	0.0000	2,216.50	0.00	2,216.50	136.18	31.85	124.93	138.41	0.00	145.36	1,639.77
D33-11	11/30/16	164.0000	0.0000	2,314.00	0.00	2,314.00	142.24	33.26	134.38	143.89	0.00	148.28	1,711.95
MTD	11/30/16	164.0000	0.0000	2,314.00	0.00	2,314.00	142.24	33.26	134.38	143.89	0.00	148.28	1,711.95
D33-12	12/31/16	158.0000	88.0000	2,197.00	0.00	2,197.00	134.97	31.57	123.03	137.32	0.00	144.77	1,625.34
MTD	12/31/16	158.0000	88.0000	2,197.00	0.00	2,197.00	134.97	31.57	123.03	137.32	0.00	144.77	1,625.34
QTD	12/31/16	473.0000	88.0000	6,727.50	0.00	6,727.50	413.39	96.68	382.34	419.62	0.00	438.41	4,977.06
YTD	12/31/16	2,047.0000	88.0000	29,729.75	0.00	29,729.75	1,827.13	427.31	1,719.75	1,851.21	0.00	2,045.39	21,858.96
P10													
P10-01	01/31/16	218.0000	0.0000	2,717.00	0.00	2,717.00	167.21	39.11	183.90	126.66	0.00	183.83	2,016.29
MTD	01/31/16	218.0000	0.0000	2,717.00	0.00	2,717.00	167.21	39.11	183.90	126.66	0.00	183.83	2,016.29
P10-02	02/29/16	19.0000	144.0000	1,793.00	0.00	1,793.00	110.55	25.85	151.21	87.77	0.00	104.95	1,312.67


**Southern Water and Sewer District
Employee Check Record**

All Bank Accounts
January 1, 2016 - December 31, 2016

Check #	Date	Hours		Earnings			Withholding Taxes				Deductions	Net Pay	
		Regular	Premium	Regular	Premium	Gross	FICA-SS	FICA-MED	Federal W/H	State W/H	Local W/H		Amount
MTD	02/29/16	19.0000	144.0000	1,793.00	0.00	1,793.00	110.55	25.85	151.21	87.77	0.00	104.95	1,312.67
QTD	03/31/16	237.0000	144.0000	4,510.00	0.00	4,510.00	277.76	64.96	335.11	214.43	0.00	288.78	3,328.96
YTD	12/31/16	237.0000	144.0000	4,510.00	0.00	4,510.00	277.76	64.96	335.11	214.43	0.00	288.78	3,328.96
A9													
A9-01	01/31/16	165.0000	0.0000	1,842.50	0.00	1,842.50	114.23	26.72	108.88	76.48	0.00	131.41	1,384.78
MTD	01/31/16	165.0000	0.0000	1,842.50	0.00	1,842.50	114.23	26.72	108.88	76.48	0.00	131.41	1,384.78
A9-02	02/29/16	165.0000	0.0000	1,926.25	0.00	1,926.25	119.43	27.93	116.84	81.09	0.00	135.60	1,445.36
MTD	02/29/16	165.0000	0.0000	1,926.25	0.00	1,926.25	119.43	27.93	116.84	81.09	0.00	135.60	1,445.36
A9-03	03/31/16	156.0000	0.0000	1,909.00	0.00	1,909.00	118.36	27.68	115.20	80.14	0.00	134.74	1,432.88
MTD	03/31/16	156.0000	0.0000	1,909.00	0.00	1,909.00	118.36	27.68	115.20	80.14	0.00	134.74	1,432.88
QTD	03/31/16	486.0000	0.0000	5,677.75	0.00	5,677.75	352.02	82.33	340.92	237.71	0.00	401.75	4,263.02
A9-04	04/30/16	232.0000	0.0000	2,898.00	0.00	2,898.00	179.67	42.02	176.27	122.07	0.00	203.83	2,174.14
MTD	04/30/16	232.0000	0.0000	2,898.00	0.00	2,898.00	179.67	42.02	176.27	122.07	0.00	203.83	2,174.14
A9-05	05/31/16	157.0000	0.0000	1,926.25	0.00	1,926.25	119.43	27.93	117.22	81.01	0.00	135.60	1,445.06
MTD	05/31/16	157.0000	0.0000	1,926.25	0.00	1,926.25	119.43	27.93	117.22	81.01	0.00	135.60	1,445.06
A9-06	06/30/16	165.0000	0.0000	1,926.25	0.00	1,926.25	119.43	27.93	117.23	81.01	0.00	135.59	1,445.06
MTD	06/30/16	165.0000	0.0000	1,926.25	0.00	1,926.25	119.43	27.93	117.23	81.01	0.00	135.59	1,445.06
QTD	06/30/16	554.0000	0.0000	6,750.50	0.00	6,750.50	418.53	97.88	410.72	284.09	0.00	475.02	5,064.26
A9-07	07/31/16	153.5000	0.0000	2,003.88	0.00	2,003.88	124.24	29.06	124.60	85.29	0.00	139.47	1,501.22
MTD	07/31/16	153.5000	0.0000	2,003.88	0.00	2,003.88	124.24	29.06	124.60	85.29	0.00	139.47	1,501.22
A9-08	08/31/16	174.5000	0.0000	2,090.13	0.00	2,090.13	129.59	30.30	132.80	90.04	0.00	143.79	1,563.61

**Southern Water and Sewer District
Employee Check Record**

All Bank Accounts
January 1, 2016 - December 31, 2016

Check #	Date	Hours		Earnings			Withholding Taxes					Deductions	Net Pay
		Regular	Premium	Regular	Premium	Gross	FICA-SS	FICA-MED	Federal W/H	State W/H	Local W/H	Amount	
MTD	08/31/16	174.5000	0.0000	2,090.13	0.00	2,090.13	129.59	30.30	132.80	90.04	0.00	143.79	1,563.61
A9-09	09/30/16	245.5000	0.0000	3,130.88	0.00	3,130.88	194.12	45.40	198.79	134.82	0.00	215.47	2,342.28
MTD	09/30/16	245.5000	0.0000	3,130.88	0.00	3,130.88	194.12	45.40	198.79	134.82	0.00	215.47	2,342.28
QTD	09/30/16	573.5000	0.0000	7,224.89	0.00	7,224.89	447.95	104.76	456.19	310.15	0.00	498.73	5,407.11
A9-10	10/31/16	167.0000	0.0000	2,236.76	0.00	2,236.76	138.68	32.43	149.37	98.12	0.00	151.11	1,667.05
MTD	10/31/16	167.0000	0.0000	2,236.76	0.00	2,236.76	138.68	32.43	149.37	98.12	0.00	151.11	1,667.05
A9-11	11/30/16	173.0000	0.0000	2,202.26	0.00	2,202.26	136.53	31.94	144.45	96.22	0.00	149.39	1,643.73
MTD	11/30/16	173.0000	0.0000	2,202.26	0.00	2,202.26	136.53	31.94	144.45	96.22	0.00	149.39	1,643.73
A9-12	12/31/16	169.0000	96.0000	2,133.26	0.00	2,133.26	132.26	30.93	136.89	92.42	0.00	145.94	1,594.82
MTD	12/31/16	169.0000	96.0000	2,133.26	0.00	2,133.26	132.26	30.93	136.89	92.42	0.00	145.94	1,594.82
QTD	12/31/16	509.0000	96.0000	6,572.28	0.00	6,572.28	407.47	95.30	430.71	286.76	0.00	446.44	4,905.60
YTD	12/31/16	2,122.5000	96.0000	26,225.42	0.00	26,225.42	1,625.97	380.27	1,638.54	1,118.71	0.00	1,821.94	19,639.99
D37													
D37-01	01/31/16	181.0000	0.0000	2,010.75	0.00	2,010.75	123.42	28.87	215.48	82.26	0.00	166.63	1,394.09
MTD	01/31/16	181.0000	0.0000	2,010.75	0.00	2,010.75	123.42	28.87	215.48	82.26	0.00	166.63	1,394.09
D37-02	02/29/16	168.0000	0.0000	2,024.00	0.00	2,024.00	124.26	29.05	217.33	82.98	0.00	167.57	1,402.81
MTD	02/29/16	168.0000	0.0000	2,024.00	0.00	2,024.00	124.26	29.05	217.33	82.98	0.00	167.57	1,402.81
D37-03	03/31/16	175.0000	0.0000	2,007.50	0.00	2,007.50	123.22	28.82	215.03	82.09	0.00	166.41	1,391.93
MTD	03/31/16	175.0000	0.0000	2,007.50	0.00	2,007.50	123.22	28.82	215.03	82.09	0.00	166.41	1,391.93
QTD	03/31/16	524.0000	0.0000	6,042.25	0.00	6,042.25	370.90	86.74	647.84	247.33	0.00	500.61	4,188.83
D37-04	04/30/16	264.0000	0.0000	3,168.00	0.00	3,168.00	194.56	45.50	344.60	131.54	0.00	260.59	2,191.21

**Southern Water and Sewer District
Employee Check Record**

All Bank Accounts
January 1, 2016 - December 31, 2016

Check #	Date	Hours		Earnings			Withholding Taxes					Deductions	Net Pay
		Regular	Premium	Regular	Premium	Gross	FICA-SS	FICA-MED	Federal W/H	State W/H	Local W/H	Amount	
MTD	04/30/16	264.0000	0.0000	3,168.00	0.00	3,168.00	194.56	45.50	344.60	131.54	0.00	260.59	2,191.21
D37-05	05/31/16	184.0000	0.0000	2,156.00	0.00	2,156.00	132.42	30.98	236.13	90.00	0.00	176.81	1,489.66
MTD	05/31/16	184.0000	0.0000	2,156.00	0.00	2,156.00	132.42	30.98	236.13	90.00	0.00	176.81	1,489.66
D37-06	06/30/16	171.0000	0.0000	2,073.50	0.00	2,073.50	127.33	29.77	224.62	85.55	0.00	168.09	1,438.14
MTD	06/30/16	171.0000	0.0000	2,073.50	0.00	2,073.50	127.33	29.77	224.62	85.55	0.00	168.09	1,438.14
QTD	06/30/16	619.0000	0.0000	7,397.50	0.00	7,397.50	454.31	106.25	805.35	307.09	0.00	605.49	5,119.01
D37-07	07/31/16	200.0000	0.0000	2,420.00	0.00	2,420.00	148.80	34.80	272.95	104.24	0.00	189.41	1,669.80
MTD	07/31/16	200.0000	0.0000	2,420.00	0.00	2,420.00	148.80	34.80	272.95	104.24	0.00	189.41	1,669.80
D37-08	08/31/16	200.0000	0.0000	2,552.00	0.00	2,552.00	156.97	36.72	291.37	111.36	0.00	198.64	1,756.94
MTD	08/31/16	200.0000	0.0000	2,552.00	0.00	2,552.00	156.97	36.72	291.37	111.36	0.00	198.64	1,756.94
D37-09	09/30/16	247.0000	0.0000	3,415.50	0.00	3,415.50	209.90	49.09	379.51	144.79	0.00	269.09	2,363.12
MTD	09/30/16	247.0000	0.0000	3,415.50	0.00	3,415.50	209.90	49.09	379.51	144.79	0.00	269.09	2,363.12
QTD	09/30/16	647.0000	0.0000	8,387.50	0.00	8,387.50	515.67	120.61	943.83	360.39	0.00	657.14	5,789.86
D37-10	10/31/16	175.0000	0.0000	2,007.50	0.00	2,007.50	123.24	28.81	215.41	81.99	0.00	160.53	1,397.52
MTD	10/31/16	175.0000	0.0000	2,007.50	0.00	2,007.50	123.24	28.81	215.41	81.99	0.00	160.53	1,397.52
D37-11	11/30/16	174.0000	0.0000	1,991.00	0.00	1,991.00	122.20	28.58	213.11	81.10	0.00	159.37	1,386.64
MTD	11/30/16	174.0000	0.0000	1,991.00	0.00	1,991.00	122.20	28.58	213.11	81.10	0.00	159.37	1,386.64
D37-12	12/31/16	182.0000	72.0000	2,123.00	0.00	2,123.00	130.38	30.50	129.66	88.22	0.00	168.62	1,575.62
MTD	12/31/16	182.0000	72.0000	2,123.00	0.00	2,123.00	130.38	30.50	129.66	88.22	0.00	168.62	1,575.62
QTD	12/31/16	531.0000	72.0000	6,121.50	0.00	6,121.50	375.82	87.89	558.18	251.31	0.00	488.52	4,359.78
YTD	12/31/16	2,321.0000	72.0000	27,948.75	0.00	27,948.75	1,716.70	401.49	2,955.20	1,166.12	0.00	2,251.76	19,457.48

**Southern Water and Sewer District
Employee Check Record**

All Bank Accounts
January 1, 2016 - December 31, 2016

Check #	Date	Hours		Earnings			Withholding Taxes					Deductions	Net Pay	
		Regular	Premium	Regular	Premium	Gross	FICA-SS	FICA-MED	Federal W/H	State W/H	Local W/H	Amount		
C5		[REDACTED]												
C5-01	01/31/16	0.0000	0.0000	500.00	0.00	500.00	31.00	7.25	50.00	6.40	0.00	21.63	383.72	
MTD	01/31/16	0.0000	0.0000	500.00	0.00	500.00	31.00	7.25	50.00	6.40	0.00	21.63	383.72	
C5-02	02/29/16	0.0000	0.0000	500.00	0.00	500.00	31.00	7.25	50.00	6.40	0.00	21.63	383.72	
MTD	02/29/16	0.0000	0.0000	500.00	0.00	500.00	31.00	7.25	50.00	6.40	0.00	21.63	383.72	
C5-03	03/31/16	0.0000	0.0000	500.00	0.00	500.00	31.00	7.25	50.00	6.40	0.00	21.63	383.72	
MTD	03/31/16	0.0000	0.0000	500.00	0.00	500.00	31.00	7.25	50.00	6.40	0.00	21.63	383.72	
QTD	03/31/16	0.0000	0.0000	1,500.00	0.00	1,500.00	93.00	21.75	150.00	19.20	0.00	64.89	1,151.16	
C5-04	04/30/16	0.0000	0.0000	500.00	0.00	500.00	31.00	7.25	50.00	6.40	0.00	21.63	383.72	
MTD	04/30/16	0.0000	0.0000	500.00	0.00	500.00	31.00	7.25	50.00	6.40	0.00	21.63	383.72	
C5-05	05/31/16	0.0000	0.0000	500.00	0.00	500.00	31.00	7.25	50.00	6.35	0.00	21.63	383.77	
MTD	05/31/16	0.0000	0.0000	500.00	0.00	500.00	31.00	7.25	50.00	6.35	0.00	21.63	383.77	
C5-06	06/30/16	0.0000	0.0000	500.00	0.00	500.00	31.00	7.25	50.00	6.35	0.00	21.63	383.77	
MTD	06/30/16	0.0000	0.0000	500.00	0.00	500.00	31.00	7.25	50.00	6.35	0.00	21.63	383.77	
QTD	06/30/16	0.0000	0.0000	1,500.00	0.00	1,500.00	93.00	21.75	150.00	19.10	0.00	64.89	1,151.26	
C5-07	07/31/16	0.0000	0.0000	500.00	0.00	500.00	31.00	7.25	50.00	6.35	0.00	21.63	383.77	
MTD	07/31/16	0.0000	0.0000	500.00	0.00	500.00	31.00	7.25	50.00	6.35	0.00	21.63	383.77	
C5-08	08/31/16	0.0000	0.0000	500.00	0.00	500.00	31.00	7.25	50.00	6.35	0.00	21.63	383.77	
MTD	08/31/16	0.0000	0.0000	500.00	0.00	500.00	31.00	7.25	50.00	6.35	0.00	21.63	383.77	
C5-09	09/30/16	0.0000	0.0000	500.00	0.00	500.00	31.00	7.25	50.00	6.35	0.00	21.63	383.77	
MTD	09/30/16	0.0000	0.0000	500.00	0.00	500.00	31.00	7.25	50.00	6.35	0.00	21.63	383.77	

**Southern Water and Sewer District
Employee Check Record**

All Bank Accounts
January 1, 2016 - December 31, 2016

Check #	Date	Hours		Earnings			Withholding Taxes					Deductions	Net Pay
		Regular	Premium	Regular	Premium	Gross	FICA-SS	FICA-MED	Federal W/H	State W/H	Local W/H	Amount	
QTD	09/30/16	0.0000	0.0000	1,500.00	0.00	1,500.00	93.00	21.75	150.00	19.05	0.00	64.89	1,151.31
C5-10	10/31/16	0.0000	0.0000	500.00	0.00	500.00	31.00	7.25	50.00	6.35	0.00	21.63	383.77
MTD	10/31/16	0.0000	0.0000	500.00	0.00	500.00	31.00	7.25	50.00	6.35	0.00	21.63	383.77
C5-11	11/30/16	0.0000	0.0000	500.00	0.00	500.00	31.00	7.25	50.00	6.35	0.00	21.63	383.77
MTD	11/30/16	0.0000	0.0000	500.00	0.00	500.00	31.00	7.25	50.00	6.35	0.00	21.63	383.77
C5-12	12/31/16	0.0000	0.0000	500.00	0.00	500.00	31.00	7.25	50.00	6.35	0.00	21.63	383.77
MTD	12/31/16	0.0000	0.0000	500.00	0.00	500.00	31.00	7.25	50.00	6.35	0.00	21.63	383.77
QTD	12/31/16	0.0000	0.0000	1,500.00	0.00	1,500.00	93.00	21.75	150.00	19.05	0.00	64.89	1,151.31
YTD	12/31/16	0.0000	0.0000	6,000.00	0.00	6,000.00	372.00	87.00	600.00	76.40	0.00	259.56	4,605.04
D39													
D39-01	01/31/16	172.0000	0.0000	1,958.00	0.00	1,958.00	120.16	28.10	228.68	87.37	0.00	690.12	803.57
MTD	01/31/16	172.0000	0.0000	1,958.00	0.00	1,958.00	120.16	28.10	228.68	87.37	0.00	690.12	803.57
D39-02	02/29/16	180.0000	0.0000	2,185.00	0.00	2,185.00	134.23	31.39	262.73	100.53	0.00	690.12	966.00
MTD	02/29/16	180.0000	0.0000	2,185.00	0.00	2,185.00	134.23	31.39	262.73	100.53	0.00	690.12	966.00
D39-03	03/31/16	184.0000	0.0000	2,254.00	0.00	2,254.00	138.50	32.40	273.08	104.53	0.00	690.12	1,015.37
MTD	03/31/16	184.0000	0.0000	2,254.00	0.00	2,254.00	138.50	32.40	273.08	104.53	0.00	690.12	1,015.37
QTD	03/31/16	536.0000	0.0000	6,397.00	0.00	6,397.00	392.89	91.89	764.49	292.43	0.00	2,070.36	2,784.94
D39-04	04/30/16	292.0000	0.0000	3,657.00	0.00	3,657.00	224.88	52.59	454.30	172.75	0.00	1,035.18	1,717.30
MTD	04/30/16	292.0000	0.0000	3,657.00	0.00	3,657.00	224.88	52.59	454.30	172.75	0.00	1,035.18	1,717.30
D39-05	05/31/16	166.0000	0.0000	2,081.50	0.00	2,081.50	127.81	29.89	247.59	94.44	0.00	690.12	891.65
MTD	05/31/16	166.0000	0.0000	2,081.50	0.00	2,081.50	127.81	29.89	247.59	94.44	0.00	690.12	891.65

**Southern Water and Sewer District
Employee Check Record**

All Bank Accounts
January 1, 2016 - December 31, 2016

Check #	Date	Hours		Earnings			Withholding Taxes					Deductions	Net Pay
		Regular	Premium	Regular	Premium	Gross	FICA-SS	FICA-MED	Federal W/H	State W/H	Local W/H	Amount	
D39-06	06/30/16	163.0000	0.0000	1,891.75	0.00	1,891.75	116.05	27.14	219.13	83.44	0.00	678.08	767.91
MTD	06/30/16	163.0000	0.0000	1,891.75	0.00	1,891.75	116.05	27.14	219.13	83.44	0.00	678.08	767.91
QTD	06/30/16	621.0000	0.0000	7,630.25	0.00	7,630.25	468.74	109.62	921.02	350.63	0.00	2,403.38	3,376.86
D39-07	07/31/16	176.0000	8.0000	2,346.00	0.00	2,346.00	144.21	33.73	287.27	109.78	0.00	666.04	1,104.97
MTD	07/31/16	176.0000	8.0000	2,346.00	0.00	2,346.00	144.21	33.73	287.27	109.78	0.00	666.04	1,104.97
QTD	09/30/16	176.0000	8.0000	2,346.00	0.00	2,346.00	144.21	33.73	287.27	109.78	0.00	666.04	1,104.97
YTD	12/31/16	1,333.0000	8.0000	16,373.25	0.00	16,373.25	1,005.84	235.24	1,972.78	752.84	0.00	5,139.78	7,266.77
D40													
D40-01	01/31/16	175.0000	0.0000	2,168.25	0.00	2,168.25	133.19	31.15	250.46	95.79	0.00	85.05	1,572.61
MTD	01/31/16	175.0000	0.0000	2,168.25	0.00	2,168.25	133.19	31.15	250.46	95.79	0.00	85.05	1,572.61
D40-02	02/29/16	220.0000	0.0000	2,882.00	0.00	2,882.00	177.44	41.50	378.62	135.94	0.00	106.46	2,042.04
MTD	02/29/16	220.0000	0.0000	2,882.00	0.00	2,882.00	177.44	41.50	378.62	135.94	0.00	106.46	2,042.04
D40-03	03/31/16	164.0000	0.0000	1,958.00	0.00	1,958.00	120.16	28.10	219.87	83.95	0.00	78.75	1,427.17
MTD	03/31/16	164.0000	0.0000	1,958.00	0.00	1,958.00	120.16	28.10	219.87	83.95	0.00	78.75	1,427.17
QTD	03/31/16	559.0000	0.0000	7,008.25	0.00	7,008.25	430.79	100.75	848.95	315.68	0.00	270.26	5,041.82
D40-04	04/30/16	275.0000	0.0000	3,481.50	0.00	3,481.50	213.99	50.05	409.42	156.49	0.00	134.45	2,517.10
MTD	04/30/16	275.0000	0.0000	3,481.50	0.00	3,481.50	213.99	50.05	409.42	156.49	0.00	134.45	2,517.10
D40-05	05/31/16	161.0000	0.0000	2,040.50	0.00	2,040.50	125.28	29.29	232.26	88.51	0.00	81.22	1,483.94
MTD	05/31/16	161.0000	0.0000	2,040.50	0.00	2,040.50	125.28	29.29	232.26	88.51	0.00	81.22	1,483.94
D40-06	06/30/16	170.0000	0.0000	2,189.00	0.00	2,189.00	134.48	31.45	253.86	96.86	0.00	85.67	1,586.68
MTD	06/30/16	170.0000	0.0000	2,189.00	0.00	2,189.00	134.48	31.45	253.86	96.86	0.00	85.67	1,586.68

**Southern Water and Sewer District
Employee Check Record**

All Bank Accounts
January 1, 2016 - December 31, 2016

Check #	Date	Hours		Earnings			Withholding Taxes					Deductions	Net Pay
		Regular	Premium	Regular	Premium	Gross	FICA-SS	FICA-MED	Federal W/H	State W/H	Local W/H	Amount	
QTD	06/30/16	606.0000	0.0000	7,711.00	0.00	7,711.00	473.75	110.79	895.54	341.86	0.00	301.34	5,587.72
D40-07	07/31/16	172.0000	0.0000	2,222.00	0.00	2,222.00	136.52	31.93	258.67	98.72	0.00	86.67	1,609.49
MTD	07/31/16	172.0000	0.0000	2,222.00	0.00	2,222.00	136.52	31.93	258.67	98.72	0.00	86.67	1,609.49
D40-08	08/31/16	143.0000	0.0000	2,535.50	0.00	2,535.50	155.96	36.48	304.28	116.36	0.00	96.07	1,826.35
MTD	08/31/16	143.0000	0.0000	2,535.50	0.00	2,535.50	155.96	36.48	304.28	116.36	0.00	96.07	1,826.35
D40-09	09/30/16	317.0000	0.0000	4,042.50	0.00	4,042.50	248.77	58.18	498.96	188.00	0.00	151.28	2,897.31
MTD	09/30/16	317.0000	0.0000	4,042.50	0.00	4,042.50	248.77	58.18	498.96	188.00	0.00	151.28	2,897.31
QTD	09/30/16	632.0000	0.0000	8,800.00	0.00	8,800.00	541.25	126.59	1,061.91	403.08	0.00	334.02	6,333.15
D40-10	10/31/16	190.0000	0.0000	2,662.00	0.00	2,662.00	163.81	38.31	334.68	123.48	0.00	99.86	1,901.86
MTD	10/31/16	190.0000	0.0000	2,662.00	0.00	2,662.00	163.81	38.31	334.68	123.48	0.00	99.86	1,901.86
D40-11	11/30/16	173.0000	0.0000	2,874.00	0.00	2,874.00	176.95	41.38	245.17	135.41	0.00	106.22	2,168.87
MTD	11/30/16	173.0000	0.0000	2,874.00	0.00	2,874.00	176.95	41.38	245.17	135.41	0.00	106.22	2,168.87
D40-12	12/31/16	233.0000	224.0000	3,234.00	0.00	3,234.00	199.27	46.60	297.55	155.65	0.00	117.02	2,417.91
MTD	12/31/16	233.0000	224.0000	3,234.00	0.00	3,234.00	199.27	46.60	297.55	155.65	0.00	117.02	2,417.91
QTD	12/31/16	596.0000	224.0000	8,770.00	0.00	8,770.00	540.03	126.29	877.40	414.54	0.00	323.10	6,488.64
YTD	12/31/16	2,393.0000	224.0000	32,289.25	0.00	32,289.25	1,985.82	464.42	3,683.80	1,475.16	0.00	1,228.72	23,451.33
D41													
D41-01	01/31/16	141.0000	0.0000	1,974.50	0.00	1,974.50	121.18	28.34	210.42	80.31	0.00	165.00	1,369.25
MTD	01/31/16	141.0000	0.0000	1,974.50	0.00	1,974.50	121.18	28.34	210.42	80.31	0.00	165.00	1,369.25
D41-02	02/29/16	163.0000	0.0000	1,891.75	0.00	1,891.75	116.05	27.14	198.88	75.84	0.00	159.20	1,314.64
MTD	02/29/16	163.0000	0.0000	1,891.75	0.00	1,891.75	116.05	27.14	198.88	75.84	0.00	159.20	1,314.64

**Southern Water and Sewer District
Employee Check Record**

All Bank Accounts
January 1, 2016 - December 31, 2016

Check #	Date	Hours		Earnings			Withholding Taxes					Deductions	Net Pay
		Regular	Premium	Regular	Premium	Gross	FICA-SS	FICA-MED	Federal W/H	State W/H	Local W/H	Amount	
D41-03	03/31/16	145.0000	0.0000	1,857.25	0.00	1,857.25	113.91	26.64	194.07	73.98	0.00	156.79	1,291.86
MTD	03/31/16	145.0000	0.0000	1,857.25	0.00	1,857.25	113.91	26.64	194.07	73.98	0.00	156.79	1,291.86
QTD	03/31/16	449.0000	0.0000	5,723.50	0.00	5,723.50	351.14	82.12	603.37	230.13	0.00	480.99	3,975.75
D41-04	04/30/16	235.0000	0.0000	2,949.75	0.00	2,949.75	181.02	42.34	314.15	119.77	0.00	246.66	2,045.81
MTD	04/30/16	235.0000	0.0000	2,949.75	0.00	2,949.75	181.02	42.34	314.15	119.77	0.00	246.66	2,045.81
D41-05	05/31/16	165.0000	0.0000	2,202.25	0.00	2,202.25	135.30	31.64	242.58	92.50	0.00	180.94	1,519.29
MTD	05/31/16	165.0000	0.0000	2,202.25	0.00	2,202.25	135.30	31.64	242.58	92.50	0.00	180.94	1,519.29
D41-06	06/30/16	162.0000	0.0000	2,150.50	0.00	2,150.50	132.09	30.89	235.36	89.71	0.00	177.32	1,485.13
MTD	06/30/16	162.0000	0.0000	2,150.50	0.00	2,150.50	132.09	30.89	235.36	89.71	0.00	177.32	1,485.13
QTD	06/30/16	562.0000	0.0000	7,302.50	0.00	7,302.50	448.41	104.87	792.09	301.98	0.00	604.92	5,050.23
D41-07	07/31/16	152.0000	0.0000	1,840.00	0.00	1,840.00	112.84	26.39	192.04	72.96	0.00	155.58	1,280.19
MTD	07/31/16	152.0000	0.0000	1,840.00	0.00	1,840.00	112.84	26.39	192.04	72.96	0.00	155.58	1,280.19
D41-08	08/31/16	170.0000	0.0000	2,150.50	0.00	2,150.50	132.10	30.89	235.36	89.71	0.00	177.32	1,485.12
MTD	08/31/16	170.0000	0.0000	2,150.50	0.00	2,150.50	132.10	30.89	235.36	89.71	0.00	177.32	1,485.12
D41-09	09/30/16	200.0000	0.0000	3,174.00	0.00	3,174.00	194.92	45.59	345.82	131.77	0.00	262.35	2,193.55
MTD	09/30/16	200.0000	0.0000	3,174.00	0.00	3,174.00	194.92	45.59	345.82	131.77	0.00	262.35	2,193.55
QTD	09/30/16	522.0000	0.0000	7,164.50	0.00	7,164.50	439.86	102.87	773.22	294.44	0.00	595.25	4,958.86
D41-10	10/31/16	161.0000	0.0000	1,995.25	0.00	1,995.25	122.47	28.64	213.70	81.33	0.00	166.45	1,382.66
MTD	10/31/16	161.0000	0.0000	1,995.25	0.00	1,995.25	122.47	28.64	213.70	81.33	0.00	166.45	1,382.66
D41-11	11/30/16	166.0000	0.0000	2,081.50	0.00	2,081.50	127.80	29.90	225.73	85.99	0.00	172.49	1,439.59

**Southern Water and Sewer District
Employee Check Record**

All Bank Accounts
January 1, 2016 - December 31, 2016


Check #	Date	Hours		Earnings			Withholding Taxes					Deductions	Net Pay
		Regular	Premium	Regular	Premium	Gross	FICA-SS	FICA-MED	Federal W/H	State W/H	Local W/H	Amount	
MTD	11/30/16	166.0000	0.0000	2,081.50	0.00	2,081.50	127.80	29.90	225.73	85.99	0.00	172.49	1,439.59
D41-12	12/31/16	108.0000	244.0000	1,840.00	0.00	1,840.00	112.84	26.39	192.04	72.96	0.00	155.58	1,280.19
MTD	12/31/16	108.0000	244.0000	1,840.00	0.00	1,840.00	112.84	26.39	192.04	72.96	0.00	155.58	1,280.19
QTD	12/31/16	435.0000	244.0000	5,916.75	0.00	5,916.75	363.11	84.93	631.47	240.28	0.00	494.52	4,102.44
YTD	12/31/16	1,968.0000	244.0000	26,107.25	0.00	26,107.25	1,602.52	374.79	2,800.15	1,066.83	0.00	2,175.68	18,087.28
D44		[REDACTED]											
D44-01	01/31/16	171.5000	0.0000	2,012.50	0.00	2,012.50	122.29	28.60	224.80	85.86	0.00	100.42	1,450.53
MTD	01/31/16	171.5000	0.0000	2,012.50	0.00	2,012.50	122.29	28.60	224.80	85.86	0.00	100.42	1,450.53
D44-02	02/29/16	161.0000	0.0000	1,821.75	0.00	1,821.75	110.46	25.84	197.04	75.13	0.00	94.70	1,318.58
MTD	02/29/16	161.0000	0.0000	1,821.75	0.00	1,821.75	110.46	25.84	197.04	75.13	0.00	94.70	1,318.58
D44-03	03/31/16	148.0000	0.0000	1,743.00	0.00	1,743.00	105.59	24.69	185.58	70.70	0.00	92.33	1,264.11
MTD	03/31/16	148.0000	0.0000	1,743.00	0.00	1,743.00	105.59	24.69	185.58	70.70	0.00	92.33	1,264.11
QTD	03/31/16	480.5000	0.0000	5,577.25	0.00	5,577.25	338.34	79.13	607.42	231.69	0.00	287.45	4,033.22
D44-04	04/30/16	257.0000	0.0000	2,913.75	0.00	2,913.75	176.93	41.38	322.10	122.85	0.00	147.48	2,103.01
MTD	04/30/16	257.0000	0.0000	2,913.75	0.00	2,913.75	176.93	41.38	322.10	122.85	0.00	147.48	2,103.01
D44-05	05/31/16	159.0000	0.0000	1,790.25	0.00	1,790.25	108.52	25.37	192.84	73.27	0.00	93.75	1,296.50
MTD	05/31/16	159.0000	0.0000	1,790.25	0.00	1,790.25	108.52	25.37	192.84	73.27	0.00	93.75	1,296.50
D44-06	06/30/16	136.0000	0.0000	1,680.00	0.00	1,680.00	101.68	23.78	176.80	67.06	0.00	90.44	1,220.24
MTD	06/30/16	136.0000	0.0000	1,680.00	0.00	1,680.00	101.68	23.78	176.80	67.06	0.00	90.44	1,220.24
QTD	06/30/16	552.0000	0.0000	6,384.00	0.00	6,384.00	387.13	90.53	691.74	263.18	0.00	331.67	4,619.75
D44-07	07/31/16	185.0000	0.0000	2,073.75	0.00	2,073.75	126.08	29.49	234.09	89.21	0.00	102.26	1,492.62

Southern Water and Sewer District

Employee Check Record

All Bank Accounts

January 1, 2016 - December 31, 2016

Check #	Date	Hours		Earnings			Withholding Taxes					Deductions	Net Pay
		Regular	Premium	Regular	Premium	Gross	FICA-SS	FICA-MED	Federal W/H	State W/H	Local W/H	Amount	
MTD	07/31/16	185.0000	0.0000	2,073.75	0.00	2,073.75	126.08	29.49	234.09	89.21	0.00	102.26	1,492.62
D44-08	08/31/16	173.0000	0.0000	1,884.75	0.00	1,884.75	114.37	26.75	206.59	78.58	0.00	96.58	1,361.88
MTD	08/31/16	173.0000	0.0000	1,884.75	0.00	1,884.75	114.37	26.75	206.59	78.58	0.00	96.58	1,361.88
D44-09	09/30/16	248.0000	0.0000	2,646.00	0.00	2,646.00	160.33	37.50	283.54	107.69	0.00	139.44	1,917.50
MTD	09/30/16	248.0000	0.0000	2,646.00	0.00	2,646.00	160.33	37.50	283.54	107.69	0.00	139.44	1,917.50
QTD	09/30/16	606.0000	0.0000	6,604.50	0.00	6,604.50	400.78	93.74	724.22	275.48	0.00	338.28	4,772.00
D44-10	10/31/16	160.0000	0.0000	1,932.00	0.00	1,932.00	117.30	27.43	213.47	81.24	0.00	98.01	1,394.55
MTD	10/31/16	160.0000	0.0000	1,932.00	0.00	1,932.00	117.30	27.43	213.47	81.24	0.00	98.01	1,394.55
D44-11	11/30/16	112.0000	0.0000	1,680.00	0.00	1,680.00	101.68	23.78	176.80	67.06	0.00	90.44	1,220.24
MTD	11/30/16	112.0000	0.0000	1,680.00	0.00	1,680.00	101.68	23.78	176.80	67.06	0.00	90.44	1,220.24
D44-12	12/31/16	172.0000	144.0000	1,869.00	0.00	1,869.00	113.40	26.52	204.30	77.70	0.00	96.12	1,350.96
MTD	12/31/16	172.0000	144.0000	1,869.00	0.00	1,869.00	113.40	26.52	204.30	77.70	0.00	96.12	1,350.96
QTD	12/31/16	444.0000	144.0000	5,481.00	0.00	5,481.00	332.38	77.73	594.57	226.00	0.00	284.57	3,965.75
YTD	12/31/16	2,082.5000	144.0000	24,046.75	0.00	24,046.75	1,458.63	341.13	2,617.95	996.35	0.00	1,241.97	17,390.72
D45													
D45-01	01/31/16	186.0000	0.0000	2,089.50	0.00	2,089.50	128.31	30.01	141.85	91.35	0.00	144.38	1,553.60
MTD	01/31/16	186.0000	0.0000	2,089.50	0.00	2,089.50	128.31	30.01	141.85	91.35	0.00	144.38	1,553.60
D45-02	02/29/16	226.0000	0.0000	2,849.00	0.00	2,849.00	175.40	41.02	244.78	134.09	0.00	167.17	2,086.54
MTD	02/29/16	226.0000	0.0000	2,849.00	0.00	2,849.00	175.40	41.02	244.78	134.09	0.00	167.17	2,086.54
D45-03	03/31/16	165.0000	0.0000	1,974.50	0.00	1,974.50	121.17	28.34	123.93	84.89	0.00	140.94	1,475.23
MTD	03/31/16	165.0000	0.0000	1,974.50	0.00	1,974.50	121.17	28.34	123.93	84.89	0.00	140.94	1,475.23


**Southern Water and Sewer District
Employee Check Record**

All Bank Accounts
January 1, 2016 - December 31, 2016

Check #	Date	Hours		Earnings			Withholding Taxes					Deductions	Net Pay
		Regular	Premium	Regular	Premium	Gross	FICA-SS	FICA-MED	Federal W/H	State W/H	Local W/H	Amount	
QTD	03/31/16	577.0000	0.0000	6,913.00	0.00	6,913.00	424.88	99.37	510.56	310.33	0.00	452.49	5,115.37
D45-04	04/30/16	281.0000	0.0000	3,316.50	0.00	3,316.50	203.77	47.65	231.10	147.24	0.00	222.05	2,464.69
MTD	04/30/16	281.0000	0.0000	3,316.50	0.00	3,316.50	203.77	47.65	231.10	147.24	0.00	222.05	2,464.69
D45-05	05/31/16	169.0000	0.0000	2,172.50	0.00	2,172.50	133.46	31.21	145.83	95.94	0.00	146.88	1,619.18
MTD	05/31/16	169.0000	0.0000	2,172.50	0.00	2,172.50	133.46	31.21	145.83	95.94	0.00	146.88	1,619.18
D45-06	06/30/16	179.0000	0.0000	2,205.50	0.00	2,205.50	135.50	31.69	147.90	97.79	0.00	117.02	1,675.60
MTD	06/30/16	179.0000	0.0000	2,205.50	0.00	2,205.50	135.50	31.69	147.90	97.79	0.00	117.02	1,675.60
QTD	06/30/16	629.0000	0.0000	7,694.50	0.00	7,694.50	472.73	110.55	524.83	340.97	0.00	485.95	5,759.47
D45-07	07/31/16	185.0000	0.0000	2,304.50	0.00	2,304.50	141.63	33.13	164.24	103.36	0.00	89.14	1,773.00
MTD	07/31/16	185.0000	0.0000	2,304.50	0.00	2,304.50	141.63	33.13	164.24	103.36	0.00	89.14	1,773.00
D45-08	08/31/16	213.0000	0.0000	2,634.50	0.00	2,634.50	162.10	37.91	210.32	121.93	0.00	99.04	2,003.20
MTD	08/31/16	213.0000	0.0000	2,634.50	0.00	2,634.50	162.10	37.91	210.32	121.93	0.00	99.04	2,003.20
D45-09	09/30/16	332.0000	0.0000	4,158.00	0.00	4,158.00	255.93	59.86	345.82	194.49	0.00	154.74	3,147.16
MTD	09/30/16	332.0000	0.0000	4,158.00	0.00	4,158.00	255.93	59.86	345.82	194.49	0.00	154.74	3,147.16
QTD	09/30/16	730.0000	0.0000	9,097.00	0.00	9,097.00	559.66	130.90	720.38	419.78	0.00	342.92	6,923.36
D45-10	10/31/16	200.0000	0.0000	2,695.00	0.00	2,695.00	165.86	38.78	224.26	125.33	0.00	100.85	2,039.92
MTD	10/31/16	200.0000	0.0000	2,695.00	0.00	2,695.00	165.86	38.78	224.26	125.33	0.00	100.85	2,039.92
D45-11	11/30/16	209.0000	0.0000	2,946.00	0.00	2,946.00	181.41	42.43	255.65	139.46	0.00	108.38	2,218.67
MTD	11/30/16	209.0000	0.0000	2,946.00	0.00	2,946.00	181.41	42.43	255.65	139.46	0.00	108.38	2,218.67
D45-12	12/31/16	178.0000	84.0000	2,748.00	0.00	2,748.00	169.13	39.56	226.84	128.31	0.00	102.44	2,081.72
MTD	12/31/16	178.0000	84.0000	2,748.00	0.00	2,748.00	169.13	39.56	226.84	128.31	0.00	102.44	2,081.72

**Southern Water and Sewer District
Employee Check Record**

All Bank Accounts
January 1, 2016 - December 31, 2016

Check #	Date	Hours		Earnings		Gross	Withholding Taxes				Deductions		Net Pay
		Regular	Premium	Regular	Premium		FICA-SS	FICA-MED	Federal W/H	State W/H	Local W/H	Amount	
QTD	12/31/16	587.0000	84.0000	8,389.00	0.00	8,389.00	516.40	120.77	706.75	393.10	0.00	311.67	6,340.31
YTD	12/31/16	2,523.0000	84.0000	32,093.50	0.00	32,093.50	1,973.67	461.59	2,462.52	1,464.18	0.00	1,593.03	24,138.51
D48													
D48-01	01/31/16	188.0000	0.0000	2,020.00	0.00	2,020.00	122.76	28.71	225.89	86.28	0.00	117.32	1,439.04
MTD	01/31/16	188.0000	0.0000	2,020.00	0.00	2,020.00	122.76	28.71	225.89	86.28	0.00	117.32	1,439.04
D48-02	02/29/16	178.0000	0.0000	1,963.50	0.00	1,963.50	119.25	27.89	217.67	83.10	0.00	115.63	1,399.96
MTD	02/29/16	178.0000	0.0000	1,963.50	0.00	1,963.50	119.25	27.89	217.67	83.10	0.00	115.63	1,399.96
D48-03	03/31/16	163.0000	0.0000	1,853.25	0.00	1,853.25	112.42	26.29	201.63	76.90	0.00	112.32	1,323.69
MTD	03/31/16	163.0000	0.0000	1,853.25	0.00	1,853.25	112.42	26.29	201.63	76.90	0.00	112.32	1,323.69
QTD	03/31/16	529.0000	0.0000	5,836.75	0.00	5,836.75	354.43	82.89	645.19	246.28	0.00	345.27	4,162.69
D48-04	04/30/16	218.0000	0.0000	2,677.50	0.00	2,677.50	162.29	37.95	287.73	109.55	0.00	165.40	1,914.58
MTD	04/30/16	218.0000	0.0000	2,677.50	0.00	2,677.50	162.29	37.95	287.73	109.55	0.00	165.40	1,914.58
D48-05	05/31/16	129.0000	0.0000	1,821.75	0.00	1,821.75	110.46	25.84	197.42	75.04	0.00	111.37	1,301.62
MTD	05/31/16	129.0000	0.0000	1,821.75	0.00	1,821.75	110.46	25.84	197.42	75.04	0.00	111.37	1,301.62
D48-06	06/30/16	162.0000	0.0000	1,963.50	0.00	1,963.50	119.25	27.89	218.05	83.02	0.00	107.29	1,408.00
MTD	06/30/16	162.0000	0.0000	1,963.50	0.00	1,963.50	119.25	27.89	218.05	83.02	0.00	107.29	1,408.00
QTD	06/30/16	509.0000	0.0000	6,462.75	0.00	6,462.75	392.00	91.68	703.20	267.61	0.00	384.06	4,624.20
D48-07	07/31/16	164.0000	0.0000	1,869.00	0.00	1,869.00	113.40	26.52	204.30	77.70	0.00	96.12	1,350.96
MTD	07/31/16	164.0000	0.0000	1,869.00	0.00	1,869.00	113.40	26.52	204.30	77.70	0.00	96.12	1,350.96
D48-08	08/31/16	192.0000	0.0000	2,184.00	0.00	2,184.00	132.92	31.09	250.13	95.42	0.00	105.56	1,568.88
MTD	08/31/16	192.0000	0.0000	2,184.00	0.00	2,184.00	132.92	31.09	250.13	95.42	0.00	105.56	1,568.88

**Southern Water and Sewer District
Employee Check Record**

All Bank Accounts
January 1, 2016 - December 31, 2016

Check #	Date	Hours		Earnings			Withholding Taxes				Deductions	Net Pay	
		Regular	Premium	Regular	Premium	Gross	FICA-SS	FICA-MED	Federal W/H	State W/H	Local W/H		Amount
D48-09	09/30/16	195.0000	0.0000	2,693.25	0.00	2,693.25	163.26	38.18	290.40	110.34	0.00	140.87	1,950.20
MTD	09/30/16	195.0000	0.0000	2,693.25	0.00	2,693.25	163.26	38.18	290.40	110.34	0.00	140.87	1,950.20
QTD	09/30/16	551.0000	0.0000	6,746.25	0.00	6,746.25	409.58	95.79	744.83	283.46	0.00	342.55	4,870.04
D48-10	10/31/16	172.0000	0.0000	1,995.00	0.00	1,995.00	121.21	28.34	222.63	84.79	0.00	99.89	1,438.14
MTD	10/31/16	172.0000	0.0000	1,995.00	0.00	1,995.00	121.21	28.34	222.63	84.79	0.00	99.89	1,438.14
D48-11	11/30/16	197.0000	0.0000	2,388.75	0.00	2,388.75	145.62	34.06	279.92	106.94	0.00	111.71	1,710.50
MTD	11/30/16	197.0000	0.0000	2,388.75	0.00	2,388.75	145.62	34.06	279.92	106.94	0.00	111.71	1,710.50
D48-12	12/31/16	160.0000	200.0000	2,058.00	0.00	2,058.00	125.11	29.26	231.80	88.33	0.00	101.79	1,481.71
MTD	12/31/16	160.0000	200.0000	2,058.00	0.00	2,058.00	125.11	29.26	231.80	88.33	0.00	101.79	1,481.71
QTD	12/31/16	529.0000	200.0000	6,441.75	0.00	6,441.75	391.94	91.66	734.35	280.06	0.00	313.39	4,630.35
YTD	12/31/16	2,118.0000	200.0000	25,487.50	0.00	25,487.50	1,547.95	362.02	2,827.57	1,077.41	0.00	1,385.27	18,287.28
D49													
D49-01	01/31/16	208.0000	0.0000	2,320.00	0.00	2,320.00	142.60	33.35	174.80	108.36	0.00	40.82	1,820.07
MTD	01/31/16	208.0000	0.0000	2,320.00	0.00	2,320.00	142.60	33.35	174.80	108.36	0.00	40.82	1,820.07
D49-02	02/29/16	210.0000	0.0000	2,593.50	0.00	2,593.50	159.55	37.32	221.62	124.22	0.00	40.82	2,009.97
MTD	02/29/16	210.0000	0.0000	2,593.50	0.00	2,593.50	159.55	37.32	221.62	124.22	0.00	40.82	2,009.97
D49-03	03/31/16	175.0000	0.0000	1,916.25	0.00	1,916.25	117.58	27.49	123.47	84.94	0.00	40.82	1,521.95
MTD	03/31/16	175.0000	0.0000	1,916.25	0.00	1,916.25	117.58	27.49	123.47	84.94	0.00	40.82	1,521.95
QTD	03/31/16	593.0000	0.0000	6,829.75	0.00	6,829.75	419.73	98.16	519.89	317.52	0.00	122.46	5,351.99
D49-04	04/30/16	289.0000	0.0000	3,291.75	0.00	3,291.75	202.22	47.30	235.93	151.58	0.00	61.23	2,593.49
MTD	04/30/16	289.0000	0.0000	3,291.75	0.00	3,291.75	202.22	47.30	235.93	151.58	0.00	61.23	2,593.49

**Southern Water and Sewer District
Employee Check Record**

All Bank Accounts
January 1, 2016 - December 31, 2016

Check #	Date	Hours		Earnings			Withholding Taxes					Deductions	Net Pay
		Regular	Premium	Regular	Premium	Gross	FICA-SS	FICA-MED	Federal W/H	State W/H	Local W/H	Amount	
D49-05	05/31/16	191.0000	0.0000	2,294.25	0.00	2,294.25	141.01	32.97	171.14	106.78	0.00	40.82	1,801.53
MTD	05/31/16	191.0000	0.0000	2,294.25	0.00	2,294.25	141.01	32.97	171.14	106.78	0.00	40.82	1,801.53
D49-06	06/30/16	190.0000	0.0000	2,152.50	0.00	2,152.50	132.22	30.92	151.83	98.55	0.00	40.82	1,698.16
MTD	06/30/16	190.0000	0.0000	2,152.50	0.00	2,152.50	132.22	30.92	151.83	98.55	0.00	40.82	1,698.16
QTD	06/30/16	670.0000	0.0000	7,738.50	0.00	7,738.50	475.45	111.19	558.90	356.91	0.00	142.87	6,093.18
D49-07	07/31/16	128.0000	0.0000	1,932.00	0.00	1,932.00	118.53	27.73	125.44	85.77	0.00	40.82	1,533.71
MTD	07/31/16	128.0000	0.0000	1,932.00	0.00	1,932.00	118.53	27.73	125.44	85.77	0.00	40.82	1,533.71
D49-08	08/31/16	217.0000	0.0000	2,703.75	0.00	2,703.75	166.40	38.91	232.57	130.53	0.00	40.82	2,094.52
MTD	08/31/16	217.0000	0.0000	2,703.75	0.00	2,703.75	166.40	38.91	232.57	130.53	0.00	40.82	2,094.52
D49-09	09/30/16	261.0000	0.0000	3,480.75	0.00	3,480.75	213.94	50.04	269.29	162.44	0.00	61.23	2,723.81
MTD	09/30/16	261.0000	0.0000	3,480.75	0.00	3,480.75	213.94	50.04	269.29	162.44	0.00	61.23	2,723.81
QTD	09/30/16	606.0000	0.0000	8,116.50	0.00	8,116.50	498.87	116.68	627.30	378.74	0.00	142.87	6,352.04
D49-10	10/31/16	194.0000	0.0000	2,215.50	0.00	2,215.50	136.13	31.83	166.00	102.21	0.00	40.82	1,738.51
MTD	10/31/16	194.0000	0.0000	2,215.50	0.00	2,215.50	136.13	31.83	166.00	102.21	0.00	40.82	1,738.51
D49-11	11/30/16	216.0000	0.0000	2,562.00	0.00	2,562.00	157.60	36.86	211.31	122.30	0.00	40.82	1,993.11
MTD	11/30/16	216.0000	0.0000	2,562.00	0.00	2,562.00	157.60	36.86	211.31	122.30	0.00	40.82	1,993.11
D49-12	12/31/16	226.0000	112.0000	2,719.50	0.00	2,719.50	167.36	39.15	234.93	131.44	0.00	40.82	2,105.80
MTD	12/31/16	226.0000	112.0000	2,719.50	0.00	2,719.50	167.36	39.15	234.93	131.44	0.00	40.82	2,105.80
QTD	12/31/16	636.0000	112.0000	7,497.00	0.00	7,497.00	461.09	107.84	612.24	355.95	0.00	122.46	5,837.42
YTD	12/31/16	2,505.0000	112.0000	30,181.75	0.00	30,181.75	1,855.14	433.87	2,318.33	1,409.12	0.00	530.66	23,634.63

**Southern Water and Sewer District
Employee Check Record**

All Bank Accounts
January 1, 2016 - December 31, 2016


Check #	Date	Hours		Earnings			Withholding Taxes				Deductions	Net Pay	
		Regular	Premium	Regular	Premium	Gross	FICA-SS	FICA-MED	Federal W/H	State W/H	Local W/H		Amount
D50		[REDACTED]											
D50-01	01/31/16	182.0000	0.0000	1,930.00	0.00	1,930.00	118.42	27.70	32.54	85.74	0.00	102.62	1,562.98
MTD	01/31/16	182.0000	0.0000	1,930.00	0.00	1,930.00	118.42	27.70	32.54	85.74	0.00	102.62	1,562.98
D50-02	02/29/16	190.0000	0.0000	2,152.50	0.00	2,152.50	132.21	30.92	54.79	98.64	0.00	102.62	1,733.32
MTD	02/29/16	190.0000	0.0000	2,152.50	0.00	2,152.50	132.21	30.92	54.79	98.64	0.00	102.62	1,733.32
D50-03	03/31/16	173.0000	0.0000	1,884.75	0.00	1,884.75	115.61	27.04	28.01	83.12	0.00	102.62	1,528.35
MTD	03/31/16	173.0000	0.0000	1,884.75	0.00	1,884.75	115.61	27.04	28.01	83.12	0.00	102.62	1,528.35
QTD	03/31/16	545.0000	0.0000	5,967.25	0.00	5,967.25	366.24	85.66	115.34	267.50	0.00	307.86	4,824.65
D50-04	04/30/16	288.0000	0.0000	3,402.00	0.00	3,402.00	209.07	48.89	99.79	157.97	0.00	153.93	2,732.35
MTD	04/30/16	288.0000	0.0000	3,402.00	0.00	3,402.00	209.07	48.89	99.79	157.97	0.00	153.93	2,732.35
D50-05	05/31/16	189.0000	0.0000	2,136.75	0.00	2,136.75	131.24	30.69	52.44	97.64	0.00	102.62	1,722.12
MTD	05/31/16	189.0000	0.0000	2,136.75	0.00	2,136.75	131.24	30.69	52.44	97.64	0.00	102.62	1,722.12
D50-06	06/30/16	192.0000	0.0000	2,184.00	0.00	2,184.00	134.17	31.38	57.16	100.38	0.00	102.62	1,758.29
MTD	06/30/16	192.0000	0.0000	2,184.00	0.00	2,184.00	134.17	31.38	57.16	100.38	0.00	102.62	1,758.29
QTD	06/30/16	669.0000	0.0000	7,722.75	0.00	7,722.75	474.48	110.96	209.39	355.99	0.00	359.17	6,212.76
D50-07	07/31/16	223.0000	0.0000	2,672.25	0.00	2,672.25	164.44	38.46	116.11	128.70	0.00	102.62	2,121.92
MTD	07/31/16	223.0000	0.0000	2,672.25	0.00	2,672.25	164.44	38.46	116.11	128.70	0.00	102.62	2,121.92
D50-08	08/31/16	102.0000	0.0000	2,026.50	0.00	2,026.50	124.40	29.09	41.42	91.25	0.00	102.62	1,637.72
MTD	08/31/16	102.0000	0.0000	2,026.50	0.00	2,026.50	124.40	29.09	41.42	91.25	0.00	102.62	1,637.72
D50-09	09/30/16	307.0000	0.0000	3,575.25	0.00	3,575.25	219.81	51.41	115.67	167.93	0.00	153.93	2,866.50
MTD	09/30/16	307.0000	0.0000	3,575.25	0.00	3,575.25	219.81	51.41	115.67	167.93	0.00	153.93	2,866.50

Southern Water and Sewer District

Employee Check Record

All Bank Accounts

January 1, 2016 - December 31, 2016

Check #	Date	Hours		Earnings			Withholding Taxes				Deductions	Net Pay	
		Regular	Premium	Regular	Premium	Gross	FICA-SS	FICA-MED	Federal W/H	State W/H	Local W/H		Amount
QTD	09/30/16	632.0000	0.0000	8,274.00	0.00	8,274.00	508.65	118.96	273.20	387.88	0.00	359.17	6,626.14
D50-10	10/31/16	188.0000	0.0000	2,121.00	0.00	2,121.00	130.26	30.46	50.87	96.73	0.00	102.62	1,710.06
MTD	10/31/16	188.0000	0.0000	2,121.00	0.00	2,121.00	130.26	30.46	50.87	96.73	0.00	102.62	1,710.06
D50-11	11/30/16	215.0000	0.0000	2,546.25	0.00	2,546.25	156.63	36.63	93.39	121.40	0.00	102.62	2,035.58
MTD	11/30/16	215.0000	0.0000	2,546.25	0.00	2,546.25	156.63	36.63	93.39	121.40	0.00	102.62	2,035.58
D50-12	12/31/16	214.0000	88.0000	2,530.50	0.00	2,530.50	155.64	36.41	91.81	120.48	0.00	102.62	2,023.54
MTD	12/31/16	214.0000	88.0000	2,530.50	0.00	2,530.50	155.64	36.41	91.81	120.48	0.00	102.62	2,023.54
QTD	12/31/16	617.0000	88.0000	7,197.75	0.00	7,197.75	442.53	103.50	236.07	338.61	0.00	307.86	5,769.18
YTD	12/31/16	2,463.0000	88.0000	29,161.75	0.00	29,161.75	1,791.90	419.08	834.00	1,349.98	0.00	1,334.06	23,432.73
P14													
P14-01	01/31/16	225.0000	0.0000	2,446.25	0.00	2,446.25	151.67	35.47	258.76	116.84	0.00	0.00	1,883.51
MTD	01/31/16	225.0000	0.0000	2,446.25	0.00	2,446.25	151.67	35.47	258.76	116.84	0.00	0.00	1,883.51
P14-02	02/29/16	234.0000	0.0000	2,710.00	0.00	2,710.00	168.01	39.30	298.32	132.14	0.00	0.00	2,072.23
MTD	02/29/16	234.0000	0.0000	2,710.00	0.00	2,710.00	168.01	39.30	298.32	132.14	0.00	0.00	2,072.23
P14-03	03/31/16	228.5000	0.0000	2,627.50	0.00	2,627.50	162.92	38.09	285.95	127.36	0.00	0.00	2,013.18
MTD	03/31/16	228.5000	0.0000	2,627.50	0.00	2,627.50	162.92	38.09	285.95	127.36	0.00	0.00	2,013.18
QTD	03/31/16	687.5000	0.0000	7,783.75	0.00	7,783.75	482.60	112.86	843.03	376.34	0.00	0.00	5,968.92
P14-04	04/30/16	281.5000	0.0000	3,022.50	0.00	3,022.50	187.39	43.83	291.02	137.71	0.00	0.00	2,362.55
MTD	04/30/16	281.5000	0.0000	3,022.50	0.00	3,022.50	187.39	43.83	291.02	137.71	0.00	0.00	2,362.55
P14-05	05/31/16	187.0000	0.0000	2,005.00	0.00	2,005.00	124.31	29.07	192.39	91.17	0.00	0.00	1,568.06
MTD	05/31/16	187.0000	0.0000	2,005.00	0.00	2,005.00	124.31	29.07	192.39	91.17	0.00	0.00	1,568.06

**Southern Water and Sewer District
Employee Check Record**

All Bank Accounts
January 1, 2016 - December 31, 2016

Check #	Date	Hours		Earnings			Withholding Taxes				Deductions	Net Pay	
		Regular	Premium	Regular	Premium	Gross	FICA-SS	FICA-MED	Federal W/H	State W/H	Local W/H		Amount
P14-06	06/30/16	204.0000	0.0000	2,260.00	0.00	2,260.00	140.12	32.77	230.64	105.96	0.00	0.00	1,750.51
MTD	06/30/16	204.0000	0.0000	2,260.00	0.00	2,260.00	140.12	32.77	230.64	105.96	0.00	0.00	1,750.51
QTD	06/30/16	672.5000	0.0000	7,287.50	0.00	7,287.50	451.82	105.67	714.05	334.84	0.00	0.00	5,681.12
P14-07	07/31/16	209.0000	0.0000	2,335.00	0.00	2,335.00	144.77	33.86	241.89	110.31	0.00	0.00	1,804.17
MTD	07/31/16	209.0000	0.0000	2,335.00	0.00	2,335.00	144.77	33.86	241.89	110.31	0.00	0.00	1,804.17
P14-08	08/31/16	199.0000	0.0000	2,185.00	0.00	2,185.00	135.47	31.68	219.39	101.61	0.00	0.00	1,696.85
MTD	08/31/16	199.0000	0.0000	2,185.00	0.00	2,185.00	135.47	31.68	219.39	101.61	0.00	0.00	1,696.85
P14-09	09/30/16	270.0000	0.0000	3,090.00	0.00	3,090.00	191.58	44.81	300.96	141.54	0.00	75.00	2,336.11
MTD	09/30/16	270.0000	0.0000	3,090.00	0.00	3,090.00	191.58	44.81	300.96	141.54	0.00	75.00	2,336.11
QTD	09/30/16	678.0000	0.0000	7,610.00	0.00	7,610.00	471.82	110.35	762.24	353.46	0.00	75.00	5,837.13
P14-10	10/31/16	178.0000	0.0000	1,870.00	0.00	1,870.00	115.94	27.11	172.14	83.34	0.00	50.00	1,421.47
MTD	10/31/16	178.0000	0.0000	1,870.00	0.00	1,870.00	115.94	27.11	172.14	83.34	0.00	50.00	1,421.47
P14-11	11/30/16	186.0000	0.0000	2,185.00	0.00	2,185.00	135.46	31.69	219.39	101.61	0.00	50.00	1,646.85
MTD	11/30/16	186.0000	0.0000	2,185.00	0.00	2,185.00	135.46	31.69	219.39	101.61	0.00	50.00	1,646.85
P14-12	12/31/16	196.0000	29.0000	2,140.00	0.00	2,140.00	132.68	31.03	212.64	99.00	0.00	50.00	1,614.65
MTD	12/31/16	196.0000	29.0000	2,140.00	0.00	2,140.00	132.68	31.03	212.64	99.00	0.00	50.00	1,614.65
QTD	12/31/16	560.0000	29.0000	6,195.00	0.00	6,195.00	384.08	89.83	604.17	283.95	0.00	150.00	4,682.97
YTD	12/31/16	2,598.0000	29.0000	28,876.25	0.00	28,876.25	1,790.32	418.71	2,923.49	1,348.59	0.00	225.00	22,170.14
A11													
A11-01	01/31/16	0.0000	0.0000	500.00	0.00	500.00	31.00	7.25	30.83	6.40	0.00	0.00	424.52
MTD	01/31/16	0.0000	0.0000	500.00	0.00	500.00	31.00	7.25	30.83	6.40	0.00	0.00	424.52

**Southern Water and Sewer District
Employee Check Record**

All Bank Accounts
January 1, 2016 - December 31, 2016

Check #	Date	Hours		Earnings			Withholding Taxes					Deductions	Net Pay
		Regular	Premium	Regular	Premium	Gross	FICA-SS	FICA-MED	Federal W/H	State W/H	Local W/H	Amount	
A11-02	02/29/16	0.0000	0.0000	500.00	0.00	500.00	31.00	7.25	30.83	6.40	0.00	0.00	424.52
MTD	02/29/16	0.0000	0.0000	500.00	0.00	500.00	31.00	7.25	30.83	6.40	0.00	0.00	424.52
A11-03	03/31/16	0.0000	0.0000	500.00	0.00	500.00	31.00	7.25	30.83	6.40	0.00	0.00	424.52
MTD	03/31/16	0.0000	0.0000	500.00	0.00	500.00	31.00	7.25	30.83	6.40	0.00	0.00	424.52
QTD	03/31/16	0.0000	0.0000	1,500.00	0.00	1,500.00	93.00	21.75	92.49	19.20	0.00	0.00	1,273.56
A11-04	04/30/16	0.0000	0.0000	500.00	0.00	500.00	31.00	7.25	30.83	6.40	0.00	0.00	424.52
MTD	04/30/16	0.0000	0.0000	500.00	0.00	500.00	31.00	7.25	30.83	6.40	0.00	0.00	424.52
A11-05	05/31/16	0.0000	0.0000	500.00	0.00	500.00	31.00	7.25	31.25	6.35	0.00	0.00	424.15
MTD	05/31/16	0.0000	0.0000	500.00	0.00	500.00	31.00	7.25	31.25	6.35	0.00	0.00	424.15
A11-06	06/30/16	0.0000	0.0000	500.00	0.00	500.00	31.00	7.25	31.25	6.35	0.00	0.00	424.15
MTD	06/30/16	0.0000	0.0000	500.00	0.00	500.00	31.00	7.25	31.25	6.35	0.00	0.00	424.15
QTD	06/30/16	0.0000	0.0000	1,500.00	0.00	1,500.00	93.00	21.75	93.33	19.10	0.00	0.00	1,272.82
A11-07	07/31/16	0.0000	0.0000	500.00	0.00	500.00	31.00	7.25	31.25	6.35	0.00	0.00	424.15
MTD	07/31/16	0.0000	0.0000	500.00	0.00	500.00	31.00	7.25	31.25	6.35	0.00	0.00	424.15
A11-08	08/31/16	0.0000	0.0000	500.00	0.00	500.00	31.00	7.25	31.25	6.35	0.00	0.00	424.15
MTD	08/31/16	0.0000	0.0000	500.00	0.00	500.00	31.00	7.25	31.25	6.35	0.00	0.00	424.15
A11-09	09/30/16	0.0000	0.0000	500.00	0.00	500.00	31.00	7.25	31.25	6.35	0.00	0.00	424.15
MTD	09/30/16	0.0000	0.0000	500.00	0.00	500.00	31.00	7.25	31.25	6.35	0.00	0.00	424.15
QTD	09/30/16	0.0000	0.0000	1,500.00	0.00	1,500.00	93.00	21.75	93.75	19.05	0.00	0.00	1,272.45
A11-10	10/31/16	0.0000	0.0000	500.00	0.00	500.00	31.00	7.25	31.25	6.35	0.00	0.00	424.15
MTD	10/31/16	0.0000	0.0000	500.00	0.00	500.00	31.00	7.25	31.25	6.35	0.00	0.00	424.15

**Southern Water and Sewer District
Employee Check Record**

All Bank Accounts
January 1, 2016 - December 31, 2016

Check #	Date	Hours		Earnings			Withholding Taxes					Deductions	Net Pay
		Regular	Premium	Regular	Premium	Gross	FICA-SS	FICA-MED	Federal W/H	State W/H	Local W/H	Amount	
A11-11	11/30/16	0.0000	0.0000	500.00	0.00	500.00	31.00	7.25	31.25	6.35	0.00	0.00	424.15
MTD	11/30/16	0.0000	0.0000	500.00	0.00	500.00	31.00	7.25	31.25	6.35	0.00	0.00	424.15
A11-12	12/31/16	0.0000	0.0000	500.00	0.00	500.00	31.00	7.25	31.25	6.35	0.00	0.00	424.15
MTD	12/31/16	0.0000	0.0000	500.00	0.00	500.00	31.00	7.25	31.25	6.35	0.00	0.00	424.15
QTD	12/31/16	0.0000	0.0000	1,500.00	0.00	1,500.00	93.00	21.75	93.75	19.05	0.00	0.00	1,272.45
YTD	12/31/16	0.0000	0.0000	6,000.00	0.00	6,000.00	372.00	87.00	373.32	76.40	0.00	0.00	5,091.28
A12													
A12-01	01/31/16	0.0000	0.0000	500.00	0.00	500.00	31.00	7.25	0.00	6.40	0.00	0.00	455.35
MTD	01/31/16	0.0000	0.0000	500.00	0.00	500.00	31.00	7.25	0.00	6.40	0.00	0.00	455.35
A12-02	02/29/16	0.0000	0.0000	500.00	0.00	500.00	31.00	7.25	0.00	6.40	0.00	0.00	455.35
MTD	02/29/16	0.0000	0.0000	500.00	0.00	500.00	31.00	7.25	0.00	6.40	0.00	0.00	455.35
A12-03	03/31/16	0.0000	0.0000	500.00	0.00	500.00	31.00	7.25	0.00	6.40	0.00	0.00	455.35
MTD	03/31/16	0.0000	0.0000	500.00	0.00	500.00	31.00	7.25	0.00	6.40	0.00	0.00	455.35
QTD	03/31/16	0.0000	0.0000	1,500.00	0.00	1,500.00	93.00	21.75	0.00	19.20	0.00	0.00	1,366.05
A12-04	04/30/16	0.0000	0.0000	500.00	0.00	500.00	31.00	7.25	0.00	6.40	0.00	0.00	455.35
MTD	04/30/16	0.0000	0.0000	500.00	0.00	500.00	31.00	7.25	0.00	6.40	0.00	0.00	455.35
A12-05	05/31/16	0.0000	0.0000	500.00	0.00	500.00	31.00	7.25	0.00	6.35	0.00	0.00	455.40
MTD	05/31/16	0.0000	0.0000	500.00	0.00	500.00	31.00	7.25	0.00	6.35	0.00	0.00	455.40
A12-06	06/30/16	0.0000	0.0000	500.00	0.00	500.00	31.00	7.25	0.00	6.35	0.00	0.00	455.40
MTD	06/30/16	0.0000	0.0000	500.00	0.00	500.00	31.00	7.25	0.00	6.35	0.00	0.00	455.40
QTD	06/30/16	0.0000	0.0000	1,500.00	0.00	1,500.00	93.00	21.75	0.00	19.10	0.00	0.00	1,366.15

**Southern Water and Sewer District
Employee Check Record**

All Bank Accounts
January 1, 2016 - December 31, 2016

Check #	Date	Hours		Earnings			Withholding Taxes					Deductions	Net Pay
		Regular	Premium	Regular	Premium	Gross	FICA-SS	FICA-MED	Federal W/H	State W/H	Local W/H	Amount	
A12-07	07/31/16	0.0000	0.0000	500.00	0.00	500.00	31.00	7.25	0.00	6.35	0.00	0.00	455.40
MTD	07/31/16	0.0000	0.0000	500.00	0.00	500.00	31.00	7.25	0.00	6.35	0.00	0.00	455.40
A12-08	08/31/16	0.0000	0.0000	500.00	0.00	500.00	31.00	7.25	0.00	6.35	0.00	0.00	455.40
MTD	08/31/16	0.0000	0.0000	500.00	0.00	500.00	31.00	7.25	0.00	6.35	0.00	0.00	455.40
A12-09	09/30/16	0.0000	0.0000	500.00	0.00	500.00	31.00	7.25	0.00	6.35	0.00	0.00	455.40
MTD	09/30/16	0.0000	0.0000	500.00	0.00	500.00	31.00	7.25	0.00	6.35	0.00	0.00	455.40
QTD	09/30/16	0.0000	0.0000	1,500.00	0.00	1,500.00	93.00	21.75	0.00	19.05	0.00	0.00	1,366.20
A12-10	10/31/16	0.0000	0.0000	500.00	0.00	500.00	31.00	7.25	0.00	6.35	0.00	0.00	455.40
MTD	10/31/16	0.0000	0.0000	500.00	0.00	500.00	31.00	7.25	0.00	6.35	0.00	0.00	455.40
A12-11	11/30/16	0.0000	0.0000	500.00	0.00	500.00	31.00	7.25	0.00	6.35	0.00	0.00	455.40
MTD	11/30/16	0.0000	0.0000	500.00	0.00	500.00	31.00	7.25	0.00	6.35	0.00	0.00	455.40
A12-12	12/31/16	0.0000	0.0000	500.00	0.00	500.00	31.00	7.25	0.00	6.35	0.00	0.00	455.40
MTD	12/31/16	0.0000	0.0000	500.00	0.00	500.00	31.00	7.25	0.00	6.35	0.00	0.00	455.40
QTD	12/31/16	0.0000	0.0000	1,500.00	0.00	1,500.00	93.00	21.75	0.00	19.05	0.00	0.00	1,366.20
YTD	12/31/16	0.0000	0.0000	6,000.00	0.00	6,000.00	372.00	87.00	0.00	76.40	0.00	0.00	5,464.60
A13													
A13-01	01/31/16	0.0000	0.0000	500.00	0.00	500.00	31.00	7.25	30.83	6.40	0.00	0.00	424.52
MTD	01/31/16	0.0000	0.0000	500.00	0.00	500.00	31.00	7.25	30.83	6.40	0.00	0.00	424.52
A13-02	02/29/16	0.0000	0.0000	500.00	0.00	500.00	31.00	7.25	30.83	6.40	0.00	0.00	424.52
MTD	02/29/16	0.0000	0.0000	500.00	0.00	500.00	31.00	7.25	30.83	6.40	0.00	0.00	424.52
A13-03	03/31/16	0.0000	0.0000	500.00	0.00	500.00	31.00	7.25	30.83	6.40	0.00	0.00	424.52

**Southern Water and Sewer District
Employee Check Record**

All Bank Accounts
January 1, 2016 - December 31, 2016

Check #	Date	Hours		Earnings			Withholding Taxes					Deductions	Net Pay
		Regular	Premium	Regular	Premium	Gross	FICA-SS	FICA-MED	Federal W/H	State W/H	Local W/H	Amount	
MTD	03/31/16	0.0000	0.0000	500.00	0.00	500.00	31.00	7.25	30.83	6.40	0.00	0.00	424.52
QTD	03/31/16	0.0000	0.0000	1,500.00	0.00	1,500.00	93.00	21.75	92.49	19.20	0.00	0.00	1,273.56
A13-04	04/30/16	0.0000	0.0000	500.00	0.00	500.00	31.00	7.25	30.83	6.40	0.00	0.00	424.52
MTD	04/30/16	0.0000	0.0000	500.00	0.00	500.00	31.00	7.25	30.83	6.40	0.00	0.00	424.52
A13-05	05/31/16	0.0000	0.0000	500.00	0.00	500.00	31.00	7.25	31.25	6.35	0.00	0.00	424.15
MTD	05/31/16	0.0000	0.0000	500.00	0.00	500.00	31.00	7.25	31.25	6.35	0.00	0.00	424.15
A13-06	06/30/16	0.0000	0.0000	500.00	0.00	500.00	31.00	7.25	31.25	6.35	0.00	0.00	424.15
MTD	06/30/16	0.0000	0.0000	500.00	0.00	500.00	31.00	7.25	31.25	6.35	0.00	0.00	424.15
QTD	06/30/16	0.0000	0.0000	1,500.00	0.00	1,500.00	93.00	21.75	93.33	19.10	0.00	0.00	1,272.82
A13-07	07/31/16	0.0000	0.0000	500.00	0.00	500.00	31.00	7.25	31.25	6.35	0.00	0.00	424.15
MTD	07/31/16	0.0000	0.0000	500.00	0.00	500.00	31.00	7.25	31.25	6.35	0.00	0.00	424.15
A13-08	08/31/16	0.0000	0.0000	500.00	0.00	500.00	31.00	7.25	31.25	6.35	0.00	0.00	424.15
MTD	08/31/16	0.0000	0.0000	500.00	0.00	500.00	31.00	7.25	31.25	6.35	0.00	0.00	424.15
A13-09	09/30/16	0.0000	0.0000	500.00	0.00	500.00	31.00	7.25	31.25	6.35	0.00	0.00	424.15
MTD	09/30/16	0.0000	0.0000	500.00	0.00	500.00	31.00	7.25	31.25	6.35	0.00	0.00	424.15
QTD	09/30/16	0.0000	0.0000	1,500.00	0.00	1,500.00	93.00	21.75	93.75	19.05	0.00	0.00	1,272.45
YTD	12/31/16	0.0000	0.0000	4,500.00	0.00	4,500.00	279.00	65.25	279.57	57.35	0.00	0.00	3,818.83
A14													
A14-01	01/31/16	165.0000	0.0000	2,177.50	0.00	2,177.50	135.01	31.57	248.27	94.94	0.00	128.88	1,538.83
MTD	01/31/16	165.0000	0.0000	2,177.50	0.00	2,177.50	135.01	31.57	248.27	94.94	0.00	128.88	1,538.83
A14-02	02/29/16	165.0000	0.0000	2,261.25	0.00	2,261.25	140.19	32.79	260.21	99.56	0.00	133.07	1,595.43

**Southern Water and Sewer District
Employee Check Record**

All Bank Accounts
January 1, 2016 - December 31, 2016

Check #	Date	Hours		Earnings			Withholding Taxes				Deductions	Net Pay	
		Regular	Premium	Regular	Premium	Gross	FICA-SS	FICA-MED	Federal W/H	State W/H	Local W/H		Amount
MTD	02/29/16	165.0000	0.0000	2,261.25	0.00	2,261.25	140.19	32.79	260.21	99.56	0.00	133.07	1,595.43
A14-03	03/31/16	166.0000	0.0000	2,281.50	0.00	2,281.50	141.46	33.08	263.09	100.67	0.00	134.08	1,609.12
MTD	03/31/16	166.0000	0.0000	2,281.50	0.00	2,281.50	141.46	33.08	263.09	100.67	0.00	134.08	1,609.12
QTD	03/31/16	496.0000	0.0000	6,720.25	0.00	6,720.25	416.66	97.44	771.57	295.17	0.00	396.03	4,743.38
A14-04	04/30/16	230.0000	0.0000	3,402.00	0.00	3,402.00	210.92	49.33	391.95	149.85	0.00	200.11	2,399.84
MTD	04/30/16	230.0000	0.0000	3,402.00	0.00	3,402.00	210.92	49.33	391.95	149.85	0.00	200.11	2,399.84
A14-05	05/31/16	157.0000	0.0000	2,261.25	0.00	2,261.25	140.20	32.79	260.59	99.46	0.00	133.07	1,595.14
MTD	05/31/16	157.0000	0.0000	2,261.25	0.00	2,261.25	140.20	32.79	260.59	99.46	0.00	133.07	1,595.14
A14-06	06/30/16	161.0000	0.0000	2,261.25	0.00	2,261.25	140.19	32.79	260.59	99.46	0.00	133.06	1,595.16
MTD	06/30/16	161.0000	0.0000	2,261.25	0.00	2,261.25	140.19	32.79	260.59	99.46	0.00	133.06	1,595.16
QTD	06/30/16	548.0000	0.0000	7,924.50	0.00	7,924.50	491.31	114.91	913.13	348.77	0.00	466.24	5,590.14
A14-07	07/31/16	164.0000	0.0000	2,403.00	0.00	2,403.00	148.99	34.84	280.79	107.27	0.00	140.15	1,690.96
MTD	07/31/16	164.0000	0.0000	2,403.00	0.00	2,403.00	148.99	34.84	280.79	107.27	0.00	140.15	1,690.96
A14-08	08/31/16	132.0000	0.0000	2,403.00	0.00	2,403.00	148.98	34.85	280.79	107.27	0.00	140.15	1,690.96
MTD	08/31/16	132.0000	0.0000	2,403.00	0.00	2,403.00	148.98	34.85	280.79	107.27	0.00	140.15	1,690.96
A14-09	09/30/16	268.5000	0.0000	3,817.13	0.00	3,817.13	236.67	55.34	451.49	172.63	0.00	220.86	2,680.14
MTD	09/30/16	268.5000	0.0000	3,817.13	0.00	3,817.13	236.67	55.34	451.49	172.63	0.00	220.86	2,680.14
QTD	09/30/16	564.5000	0.0000	8,623.13	0.00	8,623.13	534.64	125.03	1,013.07	387.17	0.00	501.16	6,062.06
A14-10	10/31/16	189.5000	0.0000	3,370.13	0.00	3,370.13	208.95	48.87	431.84	160.57	0.00	188.51	2,331.39
MTD	10/31/16	189.5000	0.0000	3,370.13	0.00	3,370.13	208.95	48.87	431.84	160.57	0.00	188.51	2,331.39


**Southern Water and Sewer District
Employee Check Record**

All Bank Accounts
January 1, 2016 - December 31, 2016

Check #	Date	Hours		Earnings			Withholding Taxes					Deductions	Net Pay
		Regular	Premium	Regular	Premium	Gross	FICA-SS	FICA-MED	Federal W/H	State W/H	Local W/H	Amount	
A14-11	11/30/16	186.5000	0.0000	3,295.88	0.00	3,295.88	204.34	47.79	418.76	156.47	0.00	184.80	2,283.72
MTD	11/30/16	186.5000	0.0000	3,295.88	0.00	3,295.88	204.34	47.79	418.76	156.47	0.00	184.80	2,283.72
A14-12	12/31/16	179.0000	78.0000	3,110.26	0.00	3,110.26	192.84	45.10	381.58	146.25	0.00	175.51	2,168.98
MTD	12/31/16	179.0000	78.0000	3,110.26	0.00	3,110.26	192.84	45.10	381.58	146.25	0.00	175.51	2,168.98
QTD	12/31/16	555.0000	78.0000	9,776.27	0.00	9,776.27	606.13	141.76	1,232.18	463.29	0.00	548.82	6,784.09
YTD	12/31/16	2,163.5000	78.0000	33,044.15	0.00	33,044.15	2,048.74	479.14	3,929.95	1,494.40	0.00	1,912.25	23,179.67
D55													
D55-01	01/31/16	160.0000	0.0000	1,440.00	0.00	1,440.00	89.28	20.88	107.82	58.48	0.00	0.00	1,163.54
MTD	01/31/16	160.0000	0.0000	1,440.00	0.00	1,440.00	89.28	20.88	107.82	58.48	0.00	0.00	1,163.54
D55-02	02/29/16	185.0000	0.0000	1,857.50	0.00	1,857.50	115.17	26.93	170.45	82.70	0.00	0.00	1,462.25
MTD	02/29/16	185.0000	0.0000	1,857.50	0.00	1,857.50	115.17	26.93	170.45	82.70	0.00	0.00	1,462.25
D55-03	03/31/16	169.0000	0.0000	1,735.00	0.00	1,735.00	107.57	25.16	152.07	75.59	0.00	0.00	1,374.61
MTD	03/31/16	169.0000	0.0000	1,735.00	0.00	1,735.00	107.57	25.16	152.07	75.59	0.00	0.00	1,374.61
QTD	03/31/16	514.0000	0.0000	5,032.50	0.00	5,032.50	312.02	72.97	430.34	216.77	0.00	0.00	4,000.40
D55-04	04/30/16	287.0000	0.0000	3,105.00	0.00	3,105.00	192.51	45.02	303.39	142.49	0.00	0.00	2,421.59
MTD	04/30/16	287.0000	0.0000	3,105.00	0.00	3,105.00	192.51	45.02	303.39	142.49	0.00	0.00	2,421.59
D55-05	05/31/16	174.0000	0.0000	1,810.00	0.00	1,810.00	112.21	26.25	163.14	79.86	0.00	0.00	1,428.54
MTD	05/31/16	174.0000	0.0000	1,810.00	0.00	1,810.00	112.21	26.25	163.14	79.86	0.00	0.00	1,428.54
D55-06	06/30/16	171.0000	0.0000	1,765.00	0.00	1,765.00	109.44	25.59	156.39	77.25	0.00	0.00	1,396.33
MTD	06/30/16	171.0000	0.0000	1,765.00	0.00	1,765.00	109.44	25.59	156.39	77.25	0.00	0.00	1,396.33
QTD	06/30/16	632.0000	0.0000	6,680.00	0.00	6,680.00	414.16	96.86	622.92	299.60	0.00	0.00	5,246.46

**Southern Water and Sewer District
Employee Check Record**

All Bank Accounts
January 1, 2016 - December 31, 2016

Check #	Date	Hours		Earnings			Withholding Taxes					Deductions	Net Pay
		Regular	Premium	Regular	Premium	Gross	FICA-SS	FICA-MED	Federal W/H	State W/H	Local W/H	Amount	
D55-07	07/31/16	188.0000	0.0000	2,020.00	0.00	2,020.00	125.24	29.29	194.64	92.04	0.00	0.00	1,578.79
MTD	07/31/16	188.0000	0.0000	2,020.00	0.00	2,020.00	125.24	29.29	194.64	92.04	0.00	0.00	1,578.79
D55-08	08/31/16	180.0000	0.0000	1,900.00	0.00	1,900.00	117.80	27.55	176.64	85.08	0.00	0.00	1,492.93
MTD	08/31/16	180.0000	0.0000	1,900.00	0.00	1,900.00	117.80	27.55	176.64	85.08	0.00	0.00	1,492.93
D55-09	09/30/16	232.0000	0.0000	2,520.00	0.00	2,520.00	156.24	36.54	215.46	108.48	0.00	0.00	2,003.28
MTD	09/30/16	232.0000	0.0000	2,520.00	0.00	2,520.00	156.24	36.54	215.46	108.48	0.00	0.00	2,003.28
QTD	09/30/16	600.0000	0.0000	6,440.00	0.00	6,440.00	399.28	93.38	586.74	285.60	0.00	0.00	5,075.00
D55-10	10/31/16	126.0000	0.0000	1,690.00	0.00	1,690.00	104.77	24.51	145.14	72.90	0.00	0.00	1,342.68
MTD	10/31/16	126.0000	0.0000	1,690.00	0.00	1,690.00	104.77	24.51	145.14	72.90	0.00	0.00	1,342.68
D55-11	11/30/16	0.0000	0.0000	1,600.00	0.00	1,600.00	99.20	23.20	131.64	67.68	0.00	0.00	1,278.28
MTD	11/30/16	0.0000	0.0000	1,600.00	0.00	1,600.00	99.20	23.20	131.64	67.68	0.00	0.00	1,278.28
D55-12	12/31/16	46.0000	336.0000	1,690.00	0.00	1,690.00	104.79	24.50	145.14	72.90	0.00	0.00	1,342.67
MTD	12/31/16	46.0000	336.0000	1,690.00	0.00	1,690.00	104.79	24.50	145.14	72.90	0.00	0.00	1,342.67
QTD	12/31/16	172.0000	336.0000	4,980.00	0.00	4,980.00	308.76	72.21	421.92	213.48	0.00	0.00	3,963.63
YTD	12/31/16	1,918.0000	336.0000	23,132.50	0.00	23,132.50	1,434.22	335.42	2,061.92	1,015.45	0.00	0.00	18,285.49
D56													
D56-01	01/31/16	80.0000	0.0000	720.00	0.00	720.00	44.64	10.44	38.92	29.24	0.00	0.00	596.76
MTD	01/31/16	80.0000	0.0000	720.00	0.00	720.00	44.64	10.44	38.92	29.24	0.00	0.00	596.76
D56-02	02/29/16	168.0000	0.0000	1,548.00	0.00	1,548.00	95.97	22.45	88.64	64.74	0.00	0.00	1,276.20
MTD	02/29/16	168.0000	0.0000	1,548.00	0.00	1,548.00	95.97	22.45	88.64	64.74	0.00	0.00	1,276.20
D56-03	03/31/16	152.0000	0.0000	1,440.00	0.00	1,440.00	89.28	20.88	77.84	58.48	0.00	0.00	1,193.52

**Southern Water and Sewer District
Employee Check Record**

All Bank Accounts
January 1, 2016 - December 31, 2016

Check #	Date	Hours		Earnings			Withholding Taxes					Deductions	Net Pay
		Regular	Premium	Regular	Premium	Gross	FICA-SS	FICA-MED	Federal W/H	State W/H	Local W/H	Amount	
MTD	03/31/16	152.0000	0.0000	1,440.00	0.00	1,440.00	89.28	20.88	77.84	58.48	0.00	0.00	1,193.52
QTD	03/31/16	400.0000	0.0000	3,708.00	0.00	3,708.00	229.89	53.77	205.40	152.46	0.00	0.00	3,066.48
D56-04	04/30/16	236.0000	0.0000	2,489.50	0.00	2,489.50	154.36	36.09	149.91	106.79	0.00	0.00	2,042.35
MTD	04/30/16	236.0000	0.0000	2,489.50	0.00	2,489.50	154.36	36.09	149.91	106.79	0.00	0.00	2,042.35
D56-05	05/31/16	177.0000	0.0000	1,855.00	0.00	1,855.00	115.01	26.90	119.74	82.47	0.00	0.00	1,510.88
MTD	05/31/16	177.0000	0.0000	1,855.00	0.00	1,855.00	115.01	26.90	119.74	82.47	0.00	0.00	1,510.88
D56-06	06/30/16	174.0000	0.0000	1,810.00	0.00	1,810.00	110.97	25.96	113.24	78.70	0.00	20.00	1,461.13
MTD	06/30/16	174.0000	0.0000	1,810.00	0.00	1,810.00	110.97	25.96	113.24	78.70	0.00	20.00	1,461.13
QTD	06/30/16	587.0000	0.0000	6,154.50	0.00	6,154.50	380.34	88.95	382.89	267.96	0.00	20.00	5,014.36
D56-07	07/31/16	182.0000	0.0000	1,930.00	0.00	1,930.00	118.43	27.69	125.24	85.66	0.00	20.00	1,552.98
MTD	07/31/16	182.0000	0.0000	1,930.00	0.00	1,930.00	118.43	27.69	125.24	85.66	0.00	20.00	1,552.98
D56-08	08/31/16	175.0000	0.0000	1,825.00	0.00	1,825.00	111.91	26.17	114.74	79.57	0.00	20.00	1,472.61
MTD	08/31/16	175.0000	0.0000	1,825.00	0.00	1,825.00	111.91	26.17	114.74	79.57	0.00	20.00	1,472.61
D56-09	09/30/16	285.0000	0.0000	3,075.00	0.00	3,075.00	188.78	44.16	205.99	138.93	0.00	30.00	2,467.14
MTD	09/30/16	285.0000	0.0000	3,075.00	0.00	3,075.00	188.78	44.16	205.99	138.93	0.00	30.00	2,467.14
QTD	09/30/16	642.0000	0.0000	6,830.00	0.00	6,830.00	419.12	98.02	445.97	304.16	0.00	70.00	5,492.73
D56-10	10/31/16	167.0000	0.0000	1,705.00	0.00	1,705.00	104.47	24.43	102.74	72.61	0.00	20.00	1,380.75
MTD	10/31/16	167.0000	0.0000	1,705.00	0.00	1,705.00	104.47	24.43	102.74	72.61	0.00	20.00	1,380.75
D56-11	11/30/16	171.0000	0.0000	1,765.00	0.00	1,765.00	108.20	25.30	108.74	76.09	0.00	20.00	1,426.67
MTD	11/30/16	171.0000	0.0000	1,765.00	0.00	1,765.00	108.20	25.30	108.74	76.09	0.00	20.00	1,426.67
D56-12	12/31/16	179.0000	0.0000	1,885.00	0.00	1,885.00	115.63	27.04	120.74	83.05	0.00	20.00	1,518.54

**Southern Water and Sewer District
Employee Check Record**

All Bank Accounts
January 1, 2016 - December 31, 2016

Check #	Date	Hours		Earnings			Withholding Taxes					Deductions	Net Pay
		Regular	Premium	Regular	Premium	Gross	FICA-SS	FICA-MED	Federal W/H	State W/H	Local W/H	Amount	
MTD	12/31/16	179.0000	0.0000	1,885.00	0.00	1,885.00	115.63	27.04	120.74	83.05	0.00	20.00	1,518.54
QTD	12/31/16	517.0000	0.0000	5,355.00	0.00	5,355.00	328.30	76.77	332.22	231.75	0.00	60.00	4,325.96
YTD	12/31/16	2,146.0000	0.0000	22,047.50	0.00	22,047.50	1,357.65	317.51	1,366.48	956.33	0.00	150.00	17,899.53
D57													
D57-01	01/31/16	91.0000	0.0000	868.50	0.00	868.50	53.85	12.59	53.77	37.85	0.00	179.98	530.46
MTD	01/31/16	91.0000	0.0000	868.50	0.00	868.50	53.85	12.59	53.77	37.85	0.00	179.98	530.46
D57-02	02/29/16	181.0000	0.0000	1,723.50	0.00	1,723.50	106.86	24.99	106.19	74.93	0.00	359.96	1,050.57
MTD	02/29/16	181.0000	0.0000	1,723.50	0.00	1,723.50	106.86	24.99	106.19	74.93	0.00	359.96	1,050.57
D57-03	03/31/16	179.0000	0.0000	1,696.50	0.00	1,696.50	105.18	24.60	103.49	73.36	0.00	359.96	1,029.91
MTD	03/31/16	179.0000	0.0000	1,696.50	0.00	1,696.50	105.18	24.60	103.49	73.36	0.00	359.96	1,029.91
QTD	03/31/16	451.0000	0.0000	4,288.50	0.00	4,288.50	265.89	62.18	263.45	186.14	0.00	899.90	2,610.94
D57-04	04/30/16	273.0000	0.0000	2,803.00	0.00	2,803.00	173.78	40.65	175.34	121.53	0.00	239.23	2,052.47
MTD	04/30/16	273.0000	0.0000	2,803.00	0.00	2,803.00	173.78	40.65	175.34	121.53	0.00	239.23	2,052.47
D57-05	05/31/16	179.0000	0.0000	1,885.00	0.00	1,885.00	116.87	27.33	117.08	80.92	0.00	56.55	1,486.25
MTD	05/31/16	179.0000	0.0000	1,885.00	0.00	1,885.00	116.87	27.33	117.08	80.92	0.00	56.55	1,486.25
D57-06	06/30/16	180.0000	0.0000	1,900.00	0.00	1,900.00	117.80	27.55	118.53	81.76	0.00	57.00	1,497.36
MTD	06/30/16	180.0000	0.0000	1,900.00	0.00	1,900.00	117.80	27.55	118.53	81.76	0.00	57.00	1,497.36
QTD	06/30/16	632.0000	0.0000	6,588.00	0.00	6,588.00	408.45	95.53	410.95	284.21	0.00	352.78	5,036.08
D57-07	07/31/16	182.0000	0.0000	1,930.00	0.00	1,930.00	119.67	27.98	121.44	83.45	0.00	57.90	1,519.56
MTD	07/31/16	182.0000	0.0000	1,930.00	0.00	1,930.00	119.67	27.98	121.44	83.45	0.00	57.90	1,519.56
D57-08	08/31/16	186.0000	0.0000	1,990.00	0.00	1,990.00	123.37	28.86	127.26	86.83	0.00	59.70	1,563.98

**Southern Water and Sewer District
Employee Check Record**

All Bank Accounts

January 1, 2016 - December 31, 2016

Check #	Date	Hours		Earnings			Withholding Taxes					Deductions	Net Pay
		Regular	Premium	Regular	Premium	Gross	FICA-SS	FICA-MED	Federal W/H	State W/H	Local W/H	Amount	
MTD	08/31/16	186.0000	0.0000	1,990.00	0.00	1,990.00	123.37	28.86	127.26	86.83	0.00	59.70	1,563.98
D57-09	09/30/16	304.0000	0.0000	3,360.00	0.00	3,360.00	208.32	48.72	239.20	151.34	0.00	100.80	2,611.62
MTD	09/30/16	304.0000	0.0000	3,360.00	0.00	3,360.00	208.32	48.72	239.20	151.34	0.00	100.80	2,611.62
QTD	09/30/16	672.0000	0.0000	7,280.00	0.00	7,280.00	451.36	105.56	487.90	321.62	0.00	218.40	5,695.16
D57-10	10/31/16	156.0000	0.0000	1,660.00	0.00	1,660.00	102.92	24.07	95.26	68.26	0.00	49.80	1,319.69
MTD	10/31/16	156.0000	0.0000	1,660.00	0.00	1,660.00	102.92	24.07	95.26	68.26	0.00	49.80	1,319.69
D57-11	11/30/16	181.0000	0.0000	1,915.00	0.00	1,915.00	118.73	27.77	119.99	82.61	0.00	57.45	1,508.45
MTD	11/30/16	181.0000	0.0000	1,915.00	0.00	1,915.00	118.73	27.77	119.99	82.61	0.00	57.45	1,508.45
D57-12	12/31/16	212.0000	8.0000	2,380.00	0.00	2,380.00	147.56	34.51	177.24	108.77	0.00	71.40	1,840.52
MTD	12/31/16	212.0000	8.0000	2,380.00	0.00	2,380.00	147.56	34.51	177.24	108.77	0.00	71.40	1,840.52
QTD	12/31/16	549.0000	8.0000	5,955.00	0.00	5,955.00	369.21	86.35	392.49	259.64	0.00	178.65	4,668.66
YTD	12/31/16	2,304.0000	8.0000	24,111.50	0.00	24,111.50	1,494.91	349.62	1,554.79	1,051.61	0.00	1,649.73	18,010.84
P15		[REDACTED]											
P15-03	03/31/16	59.5000	0.0000	535.50	0.00	535.50	33.21	7.76	5.09	18.54	0.00	0.00	470.90
MTD	03/31/16	59.5000	0.0000	535.50	0.00	535.50	33.21	7.76	5.09	18.54	0.00	0.00	470.90
QTD	03/31/16	59.5000	0.0000	535.50	0.00	535.50	33.21	7.76	5.09	18.54	0.00	0.00	470.90
P15-04	04/30/16	259.5000	0.0000	2,423.25	0.00	2,423.25	150.23	35.14	143.28	102.95	0.00	0.00	1,991.65
MTD	04/30/16	259.5000	0.0000	2,423.25	0.00	2,423.25	150.23	35.14	143.28	102.95	0.00	0.00	1,991.65
P15-05	05/31/16	180.0000	0.0000	1,900.00	0.00	1,900.00	117.80	27.55	61.92	85.08	0.00	0.00	1,607.65
MTD	05/31/16	180.0000	0.0000	1,900.00	0.00	1,900.00	117.80	27.55	61.92	85.08	0.00	0.00	1,607.65
P15-06	06/30/16	202.0000	0.0000	2,230.00	0.00	2,230.00	138.26	32.34	94.92	104.22	0.00	0.00	1,860.26

**Southern Water and Sewer District
Employee Check Record**

All Bank Accounts
January 1, 2016 - December 31, 2016

Check #	Date	Hours		Earnings		Gross	Withholding Taxes				Deductions		Net Pay
		Regular	Premium	Regular	Premium		FICA-SS	FICA-MED	Federal W/H	State W/H	Local W/H	Amount	
MTD	06/30/16	202.0000	0.0000	2,230.00	0.00	2,230.00	138.26	32.34	94.92	104.22	0.00	0.00	1,860.26
QTD	06/30/16	641.5000	0.0000	6,553.25	0.00	6,553.25	406.29	95.03	300.12	292.25	0.00	0.00	5,459.56
P15-07	07/31/16	189.0000	0.0000	2,035.00	0.00	2,035.00	126.18	29.50	75.42	92.91	0.00	0.00	1,710.99
MTD	07/31/16	189.0000	0.0000	2,035.00	0.00	2,035.00	126.18	29.50	75.42	92.91	0.00	0.00	1,710.99
P15-08	08/31/16	192.0000	0.0000	2,080.00	0.00	2,080.00	128.96	30.16	79.92	95.52	0.00	0.00	1,745.44
MTD	08/31/16	192.0000	0.0000	2,080.00	0.00	2,080.00	128.96	30.16	79.92	95.52	0.00	0.00	1,745.44
P15-09	09/30/16	276.0000	0.0000	2,940.00	0.00	2,940.00	182.28	42.63	101.88	132.84	0.00	0.00	2,480.37
MTD	09/30/16	276.0000	0.0000	2,940.00	0.00	2,940.00	182.28	42.63	101.88	132.84	0.00	0.00	2,480.37
QTD	09/30/16	657.0000	0.0000	7,055.00	0.00	7,055.00	437.42	102.29	257.22	321.27	0.00	0.00	5,936.80
P15-10	10/31/16	194.0000	0.0000	2,110.00	0.00	2,110.00	130.81	30.60	82.92	97.26	0.00	0.00	1,768.41
MTD	10/31/16	194.0000	0.0000	2,110.00	0.00	2,110.00	130.81	30.60	82.92	97.26	0.00	0.00	1,768.41
P15-11	11/30/16	210.0000	0.0000	2,350.00	0.00	2,350.00	145.71	34.07	106.92	111.18	0.00	0.00	1,952.12
MTD	11/30/16	210.0000	0.0000	2,350.00	0.00	2,350.00	145.71	34.07	106.92	111.18	0.00	0.00	1,952.12
P15-12	12/31/16	205.0000	0.0000	2,275.00	0.00	2,275.00	141.04	32.99	99.48	106.83	0.00	0.00	1,894.66
MTD	12/31/16	205.0000	0.0000	2,275.00	0.00	2,275.00	141.04	32.99	99.48	106.83	0.00	0.00	1,894.66
QTD	12/31/16	609.0000	0.0000	6,735.00	0.00	6,735.00	417.56	97.66	289.32	315.27	0.00	0.00	5,615.19
YTD	12/31/16	1,967.0000	0.0000	20,878.75	0.00	20,878.75	1,294.48	302.74	851.75	947.33	0.00	0.00	17,482.45
A15													
A15-04	04/30/16	133.0000	0.0000	1,219.50	0.00	1,219.50	75.61	17.68	121.10	45.65	0.00	0.00	959.46
MTD	04/30/16	133.0000	0.0000	1,219.50	0.00	1,219.50	75.61	17.68	121.10	45.65	0.00	0.00	959.46
A15-05	05/31/16	165.0000	0.0000	1,507.50	0.00	1,507.50	93.47	21.86	164.49	62.30	0.00	0.00	1,165.38

**Southern Water and Sewer District
Employee Check Record**

All Bank Accounts
January 1, 2016 - December 31, 2016

Check #	Date	Hours		Earnings			Withholding Taxes					Deductions	Net Pay
		Regular	Premium	Regular	Premium	Gross	FICA-SS	FICA-MED	Federal W/H	State W/H	Local W/H	Amount	
MTD	05/31/16	165.0000	0.0000	1,507.50	0.00	1,507.50	93.47	21.86	164.49	62.30	0.00	0.00	1,165.38
A15-06	06/30/16	165.0000	0.0000	1,507.50	0.00	1,507.50	93.46	21.86	164.49	62.31	0.00	0.00	1,165.38
MTD	06/30/16	165.0000	0.0000	1,507.50	0.00	1,507.50	93.46	21.86	164.49	62.31	0.00	0.00	1,165.38
QTD	06/30/16	463.0000	0.0000	4,234.50	0.00	4,234.50	262.54	61.40	450.08	170.26	0.00	0.00	3,290.22
A15-07	07/31/16	169.5000	0.0000	1,742.50	0.00	1,742.50	108.03	25.27	199.74	75.94	0.00	0.00	1,333.52
MTD	07/31/16	169.5000	0.0000	1,742.50	0.00	1,742.50	108.03	25.27	199.74	75.94	0.00	0.00	1,333.52
A15-08	08/31/16	164.5000	0.0000	1,787.50	0.00	1,787.50	110.82	25.92	206.49	78.55	0.00	0.00	1,365.72
MTD	08/31/16	164.5000	0.0000	1,787.50	0.00	1,787.50	110.82	25.92	206.49	78.55	0.00	0.00	1,365.72
A15-09	09/30/16	265.5000	0.0000	2,782.50	0.00	2,782.50	172.53	40.34	324.93	123.69	0.00	0.00	2,121.01
MTD	09/30/16	265.5000	0.0000	2,782.50	0.00	2,782.50	172.53	40.34	324.93	123.69	0.00	0.00	2,121.01
QTD	09/30/16	599.5000	0.0000	6,312.50	0.00	6,312.50	391.38	91.53	731.16	278.18	0.00	0.00	4,820.25
A15-10	10/31/16	191.0000	0.0000	2,065.00	0.00	2,065.00	128.03	29.94	248.12	94.64	0.00	0.00	1,564.27
MTD	10/31/16	191.0000	0.0000	2,065.00	0.00	2,065.00	128.03	29.94	248.12	94.64	0.00	0.00	1,564.27
A15-11	11/30/16	149.5000	0.0000	1,802.50	0.00	1,802.50	111.75	26.14	208.74	79.42	0.00	0.00	1,376.45
MTD	11/30/16	149.5000	0.0000	1,802.50	0.00	1,802.50	111.75	26.14	208.74	79.42	0.00	0.00	1,376.45
A15-12	12/31/16	155.5000	48.0000	1,772.50	0.00	1,772.50	109.90	25.70	204.24	77.68	0.00	0.00	1,354.98
MTD	12/31/16	155.5000	48.0000	1,772.50	0.00	1,772.50	109.90	25.70	204.24	77.68	0.00	0.00	1,354.98
QTD	12/31/16	496.0000	48.0000	5,640.00	0.00	5,640.00	349.68	81.78	661.10	251.74	0.00	0.00	4,295.70
YTD	12/31/16	1,558.5000	48.0000	16,187.00	0.00	16,187.00	1,003.60	234.71	1,842.34	700.18	0.00	0.00	12,406.17
D58													
D58-06	06/30/16	80.0000	0.0000	720.00	0.00	720.00	44.64	10.44	77.18	29.20	0.00	0.00	558.54

**Southern Water and Sewer District
Employee Check Record**

All Bank Accounts
January 1, 2016 - December 31, 2016

Check #	Date	Hours		Earnings			Withholding Taxes					Deductions	Net Pay
		Regular	Premium	Regular	Premium	Gross	FICA-SS	FICA-MED	Federal W/H	State W/H	Local W/H	Amount	
MTD	06/30/16	80.0000	0.0000	720.00	0.00	720.00	44.64	10.44	77.18	29.20	0.00	0.00	558.54
QTD	06/30/16	80.0000	0.0000	720.00	0.00	720.00	44.64	10.44	77.18	29.20	0.00	0.00	558.54
D58-07	07/31/16	172.0000	0.0000	1,602.00	0.00	1,602.00	99.32	23.23	94.44	67.79	0.00	0.00	1,317.22
MTD	07/31/16	172.0000	0.0000	1,602.00	0.00	1,602.00	99.32	23.23	94.44	67.79	0.00	0.00	1,317.22
D58-08	08/31/16	177.0000	0.0000	1,669.50	0.00	1,669.50	103.51	24.21	101.19	71.70	0.00	0.00	1,368.89
MTD	08/31/16	177.0000	0.0000	1,669.50	0.00	1,669.50	103.51	24.21	101.19	71.70	0.00	0.00	1,368.89
D58-09	09/30/16	265.0000	0.0000	2,497.50	0.00	2,497.50	154.85	36.21	151.11	107.16	0.00	0.00	2,048.17
MTD	09/30/16	265.0000	0.0000	2,497.50	0.00	2,497.50	154.85	36.21	151.11	107.16	0.00	0.00	2,048.17
QTD	09/30/16	614.0000	0.0000	5,769.00	0.00	5,769.00	357.68	83.65	346.74	246.65	0.00	0.00	4,734.28
D58-10	10/31/16	171.0000	0.0000	1,588.50	0.00	1,588.50	98.49	23.03	93.09	67.00	0.00	0.00	1,306.89
MTD	10/31/16	171.0000	0.0000	1,588.50	0.00	1,588.50	98.49	23.03	93.09	67.00	0.00	0.00	1,306.89
D58-11	11/30/16	170.0000	0.0000	1,750.00	0.00	1,750.00	108.49	25.38	109.24	76.38	0.00	0.00	1,430.51
MTD	11/30/16	170.0000	0.0000	1,750.00	0.00	1,750.00	108.49	25.38	109.24	76.38	0.00	0.00	1,430.51
D58-12	12/31/16	190.0000	0.0000	2,050.00	0.00	2,050.00	127.11	29.72	149.62	93.78	0.00	0.00	1,649.77
MTD	12/31/16	190.0000	0.0000	2,050.00	0.00	2,050.00	127.11	29.72	149.62	93.78	0.00	0.00	1,649.77
QTD	12/31/16	531.0000	0.0000	5,388.50	0.00	5,388.50	334.09	78.13	351.95	237.16	0.00	0.00	4,387.17
YTD	12/31/16	1,225.0000	0.0000	11,877.50	0.00	11,877.50	736.41	172.22	775.87	513.01	0.00	0.00	9,679.99
D59													
D59-08	08/31/16	80.0000	0.0000	720.00	0.00	720.00	44.64	10.44	100.40	29.20	0.00	0.00	535.32
MTD	08/31/16	80.0000	0.0000	720.00	0.00	720.00	44.64	10.44	100.40	29.20	0.00	0.00	535.32
D59-09	09/30/16	254.0000	0.0000	2,349.00	0.00	2,349.00	145.64	34.06	136.26	98.55	0.00	0.00	1,934.49

**Southern Water and Sewer District
Employee Check Record**

All Bank Accounts
January 1, 2016 - December 31, 2016

Check #	Date	Hours		Earnings			Withholding Taxes					Deductions	Net Pay
		Regular	Premium	Regular	Premium	Gross	FICA-SS	FICA-MED	Federal W/H	State W/H	Local W/H	Amount	
MTD	09/30/16	254.0000	0.0000	2,349.00	0.00	2,349.00	145.64	34.06	136.26	98.55	0.00	0.00	1,934.49
QTD	09/30/16	334.0000	0.0000	3,069.00	0.00	3,069.00	190.28	44.50	236.66	127.75	0.00	0.00	2,469.81
D59-10	10/31/16	181.0000	0.0000	1,723.50	0.00	1,723.50	106.86	24.99	106.59	74.83	0.00	0.00	1,410.23
MTD	10/31/16	181.0000	0.0000	1,723.50	0.00	1,723.50	106.86	24.99	106.59	74.83	0.00	0.00	1,410.23
D59-11	11/30/16	168.0000	0.0000	1,720.00	0.00	1,720.00	106.64	24.94	106.24	74.63	0.00	0.00	1,407.55
MTD	11/30/16	168.0000	0.0000	1,720.00	0.00	1,720.00	106.64	24.94	106.24	74.63	0.00	0.00	1,407.55
D59-12	12/31/16	166.0000	0.0000	1,690.00	0.00	1,690.00	104.77	24.51	103.24	72.90	0.00	0.00	1,384.58
MTD	12/31/16	166.0000	0.0000	1,690.00	0.00	1,690.00	104.77	24.51	103.24	72.90	0.00	0.00	1,384.58
QTD	12/31/16	515.0000	0.0000	5,133.50	0.00	5,133.50	318.27	74.44	316.07	222.36	0.00	0.00	4,202.36
YTD	12/31/16	849.0000	0.0000	8,202.50	0.00	8,202.50	508.55	118.94	552.73	350.11	0.00	0.00	6,672.17
A16													
A16-12	12/31/16	139.0000	0.0000	1,300.50	0.00	1,300.50	80.63	18.86	133.44	50.30	0.00	0.00	1,017.27
MTD	12/31/16	139.0000	0.0000	1,300.50	0.00	1,300.50	80.63	18.86	133.44	50.30	0.00	0.00	1,017.27
QTD	12/31/16	139.0000	0.0000	1,300.50	0.00	1,300.50	80.63	18.86	133.44	50.30	0.00	0.00	1,017.27
YTD	12/31/16	139.0000	0.0000	1,300.50	0.00	1,300.50	80.63	18.86	133.44	50.30	0.00	0.00	1,017.27

Check count = 368

**Southern Water and Sewer District
Employee Check Record**

All Bank Accounts

January 1, 2016 - December 31, 2016

Company Totals

	January	February	March	QTD	April	May	June	QTD	
Regular Hours	4,404.5000	4,559.0000	4,206.0000	13,169.5000	6,672.0000	4,463.0000	4,409.0000	15,544.0000	
Premium Hours	0.0000	144.0000	0.0000	144.0000	0.0000	0.0000	0.0000	0.0000	
Regular Earnings	64,186.02	70,563.87	62,238.76	196,988.65	98,131.08	66,879.93	67,049.84	232,060.85	
Premium Earnings	0.00	0.00	0.00	0.00	0.00	0.00	0.00	0.00	
Gross Earnings	64,186.02	70,563.87	62,238.76	196,988.65	98,131.08	66,879.93	67,049.84	232,060.85	
FICA-SS	3,940.23	4,336.24	3,820.74	12,097.21	6,027.00	4,108.48	4,117.80	14,253.28	
FICA-MED	921.51	1,014.13	893.54	2,829.18	1,409.56	960.85	963.01	3,333.42	
Federal W/H	5,367.70	6,327.68	5,106.17	16,801.55	8,451.91	5,728.41	5,713.23	19,893.55	
State W/H	2,884.65	3,236.25	2,766.49	8,887.39	4,431.95	3,013.14	3,009.14	10,454.23	
Local W/H	0.00	0.00	0.00	0.00	0.00	0.00	0.00	0.00	
Deductions	5,007.74	5,293.36	5,202.84	15,503.94	6,767.44	4,423.98	4,237.01	15,428.43	
Net Pay	46,064.19	50,356.21	44,448.98	140,869.38	71,043.22	48,645.07	49,009.65	168,697.94	
	July	August	September	QTD	October	November	December	QTD	YTD
Regular Hours	4,694.0000	4,568.5000	7,299.5000	16,562.0000	4,638.0000	4,386.5000	4,790.5000	13,815.0000	59,090.5000
Premium Hours	8.0000	0.0000	427.0000	435.0000	0.0000	0.0000	2,725.0000	2,725.0000	3,304.0000
Regular Earnings	70,929.19	71,194.74	109,437.05	251,560.98	67,621.66	69,508.45	71,991.94	209,122.05	889,732.53
Premium Earnings	0.00	0.00	0.00	0.00	0.00	0.00	0.00	0.00	0.00
Gross Earnings	70,929.19	71,194.74	109,437.05	251,560.98	67,621.66	69,508.45	71,991.94	209,122.05	889,732.53
FICA-SS	4,358.26	4,375.97	6,728.62	15,462.85	4,155.74	4,272.66	4,426.64	12,855.04	54,668.38
FICA-MED	1,019.30	1,023.42	1,573.62	3,616.34	971.85	999.30	1,035.29	3,006.44	12,785.38
Federal W/H	6,198.69	6,227.84	9,723.22	22,149.75	5,866.69	6,077.64	6,292.26	18,236.59	77,081.44
State W/H	3,219.65	3,223.91	5,020.14	11,463.70	3,072.83	3,179.92	3,298.52	9,551.27	40,356.59
Local W/H	0.00	0.00	0.00	0.00	0.00	0.00	0.00	0.00	0.00
Deductions	4,061.72	3,421.74	5,393.33	12,876.79	3,110.46	3,151.28	3,157.04	9,418.78	53,227.94
Net Pay	52,071.57	52,921.86	80,998.12	185,991.55	50,444.09	51,827.65	53,782.19	156,053.93	651,612.80

**Southern Water and Sewer District
Employee Check Record**

All Bank Accounts
January 1, 2017 - December 31, 2017

Check #	Date	Hours		Earnings			Withholding Taxes					Deductions	Net Pay
		Regular	Premium	Regular	Premium	Gross	FICA-SS	FICA-MED	Federal W/H	State W/H	Local W/H	Amount	
Work Location: Business Location													
Department:													
D2													
14598	01/06/17	0.0000	0.0000	2,520.00	0.00	2,520.00	154.22	36.07	268.44	124.35	0.00	158.63	1,778.29
14633	01/20/17	0.0000	0.0000	2,721.60	0.00	2,721.60	166.71	38.99	297.16	135.46	0.00	168.71	1,914.57
MTD	01/31/17	0.0000	0.0000	5,241.60	0.00	5,241.60	320.93	75.06	565.60	259.81	0.00	327.34	3,692.86
14661	02/03/17	80.0000	0.0000	2,620.80	0.00	2,620.80	160.47	37.53	282.80	129.90	0.00	163.67	1,846.43
20006	02/17/17	80.0000	0.0000	2,620.80	0.00	2,620.80	160.47	37.52	282.80	129.90	0.00	163.67	1,846.44
MTD	02/28/17	160.0000	0.0000	5,241.60	0.00	5,241.60	320.94	75.05	565.60	259.80	0.00	327.34	3,692.87
20044	03/03/17	80.0000	0.0000	2,620.80	0.00	2,620.80	157.98	36.95	276.80	127.58	0.00	203.67	1,817.82
20077	03/17/17	80.0000	0.0000	2,620.80	0.00	2,620.80	155.51	36.37	270.80	125.26	0.00	243.67	1,789.19
20111	03/31/17	80.0000	0.0000	2,620.80	0.00	2,620.80	157.99	36.95	276.80	127.58	0.00	203.67	1,817.81
MTD	03/31/17	240.0000	0.0000	7,862.40	0.00	7,862.40	471.48	110.27	824.40	380.42	0.00	651.01	5,424.82
QTD	03/31/17	400.0000	0.0000	18,345.60	0.00	18,345.60	1,113.35	260.38	1,955.60	900.03	0.00	1,305.69	12,810.55
20148	04/14/17	0.0000	0.0000	2,620.80	0.00	2,620.80	157.98	36.95	276.80	127.58	0.00	252.49	1,769.00
20181	04/28/17	80.0000	0.0000	2,620.80	0.00	2,620.80	157.99	36.95	276.80	127.58	0.00	252.49	1,768.99
MTD	04/30/17	80.0000	0.0000	5,241.60	0.00	5,241.60	315.97	73.90	553.60	255.16	0.00	504.98	3,537.99
20211	05/12/17	80.0000	0.0000	2,620.80	0.00	2,620.80	157.99	36.94	276.80	127.58	0.00	252.49	1,769.00
20246	05/26/17	80.0000	0.0000	2,620.80	0.00	2,620.80	157.98	36.95	276.80	127.58	0.00	252.49	1,769.00
MTD	05/31/17	160.0000	0.0000	5,241.60	0.00	5,241.60	315.97	73.89	553.60	255.16	0.00	504.98	3,538.00
20281	06/09/17	0.0000	0.0000	2,620.80	0.00	2,620.80	158.62	37.10	278.33	128.17	0.00	251.39	1,767.19
20314	06/23/17	80.0000	0.0000	2,620.80	0.00	2,620.80	158.62	37.09	278.33	128.17	0.00	251.39	1,767.20
MTD	06/30/17	80.0000	0.0000	5,241.60	0.00	5,241.60	317.24	74.19	556.66	256.34	0.00	502.78	3,534.39
QTD	06/30/17	320.0000	0.0000	15,724.80	0.00	15,724.80	949.18	221.98	1,663.86	766.66	0.00	1,512.74	10,610.38
20349	07/07/17	40.0000	40.0000	2,620.80	0.00	2,620.80	158.61	37.10	278.33	128.17	0.00	251.39	1,767.20
20387	07/21/17	80.0000	0.0000	2,620.80	0.00	2,620.80	159.39	37.28	280.19	128.90	0.00	238.93	1,776.11

**Southern Water and Sewer District
Employee Check Record**

All Bank Accounts
January 1, 2017 - December 31, 2017

Check #	Date	Hours		Earnings			Withholding Taxes					Deductions	Net Pay
		Regular	Premium	Regular	Premium	Gross	FICA-SS	FICA-MED	Federal W/H	State W/H	Local W/H	Amount	
MTD	07/31/17	120.0000	40.0000	5,241.60	0.00	5,241.60	318.00	74.38	558.52	257.07	0.00	490.32	3,543.31
20422	08/04/17	80.0000	0.0000	2,620.80	0.00	2,620.80	159.39	37.27	280.19	128.90	0.00	238.93	1,776.12
20454	08/18/17	80.0000	0.0000	2,620.80	0.00	2,620.80	159.39	37.28	280.19	128.90	0.00	238.93	1,776.11
MTD	08/31/17	160.0000	0.0000	5,241.60	0.00	5,241.60	318.78	74.55	560.38	257.80	0.00	477.86	3,552.23
20490	09/01/17	80.0000	0.0000	2,620.80	0.00	2,620.80	159.39	37.28	280.19	128.90	0.00	238.93	1,776.11
20522	09/15/17	80.0000	0.0000	2,620.80	0.00	2,620.80	159.39	37.27	280.19	128.90	0.00	238.93	1,776.12
20554	09/29/17	80.0000	0.0000	2,620.80	0.00	2,620.80	159.39	37.28	280.19	128.90	0.00	238.93	1,776.11
MTD	09/30/17	240.0000	0.0000	7,862.40	0.00	7,862.40	478.17	111.83	840.57	386.70	0.00	716.79	5,328.34
QTD	09/30/17	520.0000	40.0000	18,345.60	0.00	18,345.60	1,114.95	260.76	1,959.47	901.57	0.00	1,684.97	12,423.88
20587	10/13/17	80.0000	0.0000	2,620.80	0.00	2,620.80	159.39	37.28	280.19	128.90	0.00	238.93	1,776.11
20617	10/27/17	80.0000	0.0000	2,620.80	0.00	2,620.80	159.39	37.27	280.19	128.90	0.00	238.93	1,776.12
MTD	10/31/17	160.0000	0.0000	5,241.60	0.00	5,241.60	318.78	74.55	560.38	257.80	0.00	477.86	3,552.23
20655	11/10/17	80.0000	0.0000	2,620.80	0.00	2,620.80	159.39	37.28	280.19	128.90	0.00	238.93	1,776.11
20690	11/22/17	80.0000	0.0000	2,620.80	0.00	2,620.80	159.39	37.28	280.19	128.90	0.00	238.93	1,776.11
MTD	11/30/17	160.0000	0.0000	5,241.60	0.00	5,241.60	318.78	74.56	560.38	257.80	0.00	477.86	3,552.22
20722	12/08/17	80.0000	0.0000	2,620.80	0.00	2,620.80	159.39	37.27	280.19	128.90	0.00	238.93	1,776.12
20756	12/22/17	80.0000	0.0000	2,620.80	0.00	2,620.80	159.39	37.28	280.19	128.90	0.00	238.93	1,776.11
MTD	12/31/17	160.0000	0.0000	5,241.60	0.00	5,241.60	318.78	74.55	560.38	257.80	0.00	477.86	3,552.23
QTD	12/31/17	480.0000	0.0000	15,724.80	0.00	15,724.80	956.34	223.66	1,681.14	773.40	0.00	1,433.58	10,656.68
YTD	12/31/17	1,720.0000	40.0000	68,140.80	0.00	68,140.80	4,133.82	966.78	7,260.07	3,341.66	0.00	5,936.98	46,501.49
D4													
14599	01/06/17	88.0000	0.0000	1,562.16	0.00	1,562.16	95.06	22.23	90.45	73.60	0.00	75.82	1,205.00
14634	01/20/17	93.0000	0.0000	1,819.66	0.00	1,819.66	111.02	25.97	127.92	88.09	0.00	83.55	1,383.11
MTD	01/31/17	181.0000	0.0000	3,381.82	0.00	3,381.82	206.08	48.20	218.37	161.69	0.00	159.37	2,588.11

**Southern Water and Sewer District
Employee Check Record**

All Bank Accounts
January 1, 2017 - December 31, 2017

Check #	Date	Hours		Earnings			Withholding Taxes					Deductions	Net Pay
		Regular	Premium	Regular	Premium	Gross	FICA-SS	FICA-MED	Federal W/H	State W/H	Local W/H	Amount	
14662	02/03/17	87.0000	0.0000	1,598.23	0.00	1,598.23	97.30	22.75	95.70	75.63	0.00	76.91	1,229.94
20007	02/17/17	84.0000	0.0000	1,518.76	0.00	1,518.76	92.36	21.60	84.14	71.16	0.00	74.52	1,174.98
MTD	02/28/17	171.0000	0.0000	3,116.99	0.00	3,116.99	189.66	44.35	179.84	146.79	0.00	151.43	2,404.92
20045	03/03/17	84.0000	0.0000	1,518.76	0.00	1,518.76	89.89	21.03	78.14	68.84	0.00	114.52	1,146.34
20100	03/17/17	88.0000	0.0000	1,624.72	0.00	1,624.72	93.98	21.97	87.55	72.48	0.00	157.70	1,191.04
20112	03/31/17	88.0000	0.0000	1,624.72	0.00	1,624.72	96.46	22.56	93.55	74.80	0.00	117.70	1,219.65
MTD	03/31/17	260.0000	0.0000	4,768.20	0.00	4,768.20	280.33	65.56	259.24	216.12	0.00	389.92	3,557.03
QTD	03/31/17	612.0000	0.0000	11,267.01	0.00	11,267.01	676.07	158.11	657.45	524.60	0.00	700.72	8,550.06
20149	04/14/17	91.0000	0.0000	1,704.19	0.00	1,704.19	101.38	23.71	105.12	79.27	0.00	171.03	1,223.68
20182	04/28/17	91.0000	0.0000	1,704.19	0.00	1,704.19	101.38	23.71	105.12	79.27	0.00	171.03	1,223.68
MTD	04/30/17	182.0000	0.0000	3,408.38	0.00	3,408.38	202.76	47.42	210.24	158.54	0.00	342.06	2,447.36
20212	05/12/17	104.0000	0.0000	2,048.56	0.00	2,048.56	122.74	28.71	155.22	98.64	0.00	181.36	1,461.89
20247	05/26/17	104.0000	0.0000	2,048.56	0.00	2,048.56	122.73	28.70	155.22	98.64	0.00	181.36	1,461.91
MTD	05/31/17	208.0000	0.0000	4,097.12	0.00	4,097.12	245.47	57.41	310.44	197.28	0.00	362.72	2,923.80
20282	06/09/17	97.0000	0.0000	1,863.13	0.00	1,863.13	110.47	25.84	245.45	87.49	0.00	175.79	1,218.09
20315	06/23/17	107.0000	0.0000	2,128.03	0.00	2,128.03	126.89	29.67	309.68	102.39	0.00	183.74	1,375.66
MTD	06/30/17	204.0000	0.0000	3,991.16	0.00	3,991.16	237.36	55.51	555.13	189.88	0.00	359.53	2,593.75
QTD	06/30/17	594.0000	0.0000	11,496.66	0.00	11,496.66	685.59	160.34	1,075.81	545.70	0.00	1,064.31	7,964.91
20350	07/07/17	95.0000	0.0000	1,810.15	0.00	1,810.15	107.18	25.07	232.60	84.51	0.00	174.20	1,186.59
20388	07/21/17	95.0000	0.0000	1,810.15	0.00	1,810.15	107.96	25.25	235.71	85.23	0.00	161.74	1,194.26
MTD	07/31/17	190.0000	0.0000	3,620.30	0.00	3,620.30	215.14	50.32	468.31	169.74	0.00	335.94	2,380.85
20423	08/04/17	90.0000	0.0000	1,677.70	0.00	1,677.70	99.74	23.32	203.59	77.78	0.00	157.77	1,115.50
20455	08/18/17	91.0000	0.0000	1,704.19	0.00	1,704.19	101.38	23.71	210.02	79.27	0.00	158.57	1,131.24
MTD	08/31/17	181.0000	0.0000	3,381.89	0.00	3,381.89	201.12	47.03	413.61	157.05	0.00	316.34	2,246.74
20491	09/01/17	91.0000	0.0000	1,704.19	0.00	1,704.19	101.39	23.72	210.02	79.27	0.00	158.57	1,131.22

**Southern Water and Sewer District
Employee Check Record**

All Bank Accounts
January 1, 2017 - December 31, 2017

Check #	Date	Hours		Earnings			Withholding Taxes					Deductions	Net Pay
		Regular	Premium	Regular	Premium	Gross	FICA-SS	FICA-MED	Federal W/H	State W/H	Local W/H	Amount	
20523	09/15/17	103.0000	0.0000	2,022.07	0.00	2,022.07	121.09	28.32	287.10	97.15	0.00	168.10	1,320.31
20555	09/29/17	54.0000	32.0000	1,006.62	565.12	1,571.74	93.17	21.79	187.14	71.82	0.00	154.59	1,043.23
MTD	09/30/17	248.0000	32.0000	4,732.88	565.12	5,298.00	315.65	73.83	684.26	248.24	0.00	481.26	3,494.76
QTD	09/30/17	619.0000	32.0000	11,735.07	565.12	12,300.19	731.91	171.18	1,566.18	575.03	0.00	1,133.54	8,122.35
20588	10/13/17	85.0000	0.0000	1,545.25	0.00	1,545.25	91.53	21.40	183.29	70.33	0.00	153.80	1,024.90
20618	10/27/17	81.5000	0.0000	1,452.54	0.00	1,452.54	85.78	20.06	169.80	65.11	0.00	151.02	960.77
MTD	10/31/17	166.5000	0.0000	2,997.79	0.00	2,997.79	177.31	41.46	353.09	135.44	0.00	304.82	1,985.67
20656	11/10/17	86.0000	0.0000	1,571.74	0.00	1,571.74	93.18	21.79	187.14	71.82	0.00	154.59	1,043.22
20691	11/22/17	48.0000	32.0000	847.68	565.12	1,412.80	83.31	19.49	164.02	62.88	0.00	149.82	933.28
MTD	11/30/17	134.0000	32.0000	2,419.42	565.12	2,984.54	176.49	41.28	351.16	134.70	0.00	304.41	1,976.50
20723	12/08/17	89.0000	0.0000	1,651.21	0.00	1,651.21	98.10	22.94	198.70	76.29	0.00	156.98	1,098.20
20757	12/22/17	93.0000	0.0000	1,757.17	0.00	1,757.17	104.67	24.48	222.86	82.25	0.00	160.16	1,162.75
MTD	12/31/17	182.0000	0.0000	3,408.38	0.00	3,408.38	202.77	47.42	421.56	158.54	0.00	317.14	2,260.95
QTD	12/31/17	482.5000	32.0000	8,825.59	565.12	9,390.71	556.57	130.16	1,125.81	428.68	0.00	926.37	6,223.12
YTD	12/31/17	2,307.5000	64.0000	43,324.33	1,130.24	44,454.57	2,650.14	619.79	4,425.25	2,074.01	0.00	3,824.94	30,860.44
P4													
14617	01/06/17	0.0000	0.0000	1,699.20	0.00	1,699.20	102.77	24.04	199.60	76.63	0.00	192.15	1,104.01
14652	01/20/17	80.0000	0.0000	1,835.14	0.00	1,835.14	111.20	26.00	230.26	83.97	0.00	201.67	1,182.04
MTD	01/31/17	80.0000	0.0000	3,534.34	0.00	3,534.34	213.97	50.04	429.86	160.60	0.00	393.82	2,286.05
14680	02/03/17	80.0000	0.0000	1,767.17	0.00	1,767.17	106.99	25.02	214.46	80.30	0.00	196.91	1,143.49
20025	02/17/17	80.0000	0.0000	1,767.17	0.00	1,767.17	106.98	25.02	214.46	80.30	0.00	228.53	1,111.88
MTD	02/28/17	160.0000	0.0000	3,534.34	0.00	3,534.34	213.97	50.04	428.92	160.60	0.00	425.44	2,255.37
20063	03/03/17	72.0000	8.0000	1,767.17	0.00	1,767.17	106.06	24.81	210.71	79.43	0.00	243.53	1,102.63
20096	03/17/17	79.0000	1.0000	1,767.17	0.00	1,767.17	105.13	24.58	220.21	81.63	0.00	205.52	1,130.10
20130	03/31/17	72.0000	8.0000	1,767.17	0.00	1,767.17	106.05	24.81	223.96	82.50	0.00	190.52	1,139.33

**Southern Water and Sewer District
Employee Check Record**


All Bank Accounts
January 1, 2017 - December 31, 2017

Check #	Date	Hours		Earnings			Withholding Taxes					Deductions	Net Pay
		Regular	Premium	Regular	Premium	Gross	FICA-SS	FICA-MED	Federal W/H	State W/H	Local W/H	Amount	
MTD	03/31/17	223.0000	17.0000	5,301.51	0.00	5,301.51	317.24	74.20	654.88	243.56	0.00	639.57	3,372.06
QTD	03/31/17	463.0000	17.0000	12,370.19	0.00	12,370.19	745.18	174.28	1,513.66	564.76	0.00	1,458.83	7,913.48
20167	04/14/17	72.0000	8.0000	1,767.17	0.00	1,767.17	106.06	24.80	223.96	82.50	0.00	190.52	1,139.33
20200	04/28/17	80.0000	0.0000	1,767.17	0.00	1,767.17	106.05	24.80	223.96	82.50	0.00	190.52	1,139.34
MTD	04/30/17	152.0000	8.0000	3,534.34	0.00	3,534.34	212.11	49.60	447.92	165.00	0.00	381.04	2,278.67
20230	05/12/17	80.0000	0.0000	1,767.17	0.00	1,767.17	106.06	24.81	223.96	82.50	0.00	190.52	1,139.32
20265	05/26/17	80.0000	0.0000	1,767.17	0.00	1,767.17	106.06	24.80	223.96	82.50	0.00	190.52	1,139.33
MTD	05/31/17	160.0000	0.0000	3,534.34	0.00	3,534.34	212.12	49.61	447.92	165.00	0.00	381.04	2,278.65
20300	06/09/17	0.0000	0.0000	1,767.17	0.00	1,767.17	107.04	25.03	227.93	83.42	0.00	156.54	1,167.21
20333	06/23/17	74.0000	6.0000	1,767.17	0.00	1,767.17	107.04	25.04	227.93	83.42	0.00	156.54	1,167.20
MTD	06/30/17	74.0000	6.0000	3,534.34	0.00	3,534.34	214.08	50.07	455.86	166.84	0.00	313.08	2,334.41
QTD	06/30/17	386.0000	14.0000	10,603.02	0.00	10,603.02	638.31	149.28	1,351.70	496.84	0.00	1,075.16	6,891.73
20368	07/07/17	80.0000	0.0000	1,767.17	0.00	1,767.17	107.04	25.03	227.93	83.42	0.00	156.54	1,167.21
20406	07/21/17	78.0000	2.0000	1,767.17	0.00	1,767.17	107.04	25.03	227.93	83.42	0.00	156.54	1,167.21
MTD	07/31/17	158.0000	2.0000	3,534.34	0.00	3,534.34	214.08	50.06	455.86	166.84	0.00	313.08	2,334.42
20441	08/04/17	50.0000	30.0000	1,767.17	0.00	1,767.17	107.04	25.04	227.93	83.42	0.00	156.54	1,167.20
20473	08/18/17	80.0000	0.0000	1,767.17	0.00	1,767.17	107.03	25.03	227.93	83.42	0.00	156.54	1,167.22
MTD	08/31/17	130.0000	30.0000	3,534.34	0.00	3,534.34	214.07	50.07	455.86	166.84	0.00	313.08	2,334.42
20509	09/01/17	66.0000	14.0000	1,767.17	0.00	1,767.17	107.04	25.03	227.93	83.42	0.00	156.54	1,167.21
20541	09/15/17	48.0000	32.0000	1,767.17	0.00	1,767.17	107.04	25.04	227.93	83.42	0.00	156.54	1,167.20
20573	09/29/17	80.0000	0.0000	1,767.17	0.00	1,767.17	107.04	25.03	227.93	83.42	0.00	156.54	1,167.21
MTD	09/30/17	194.0000	46.0000	5,301.51	0.00	5,301.51	321.12	75.10	683.79	250.26	0.00	469.62	3,501.62
QTD	09/30/17	482.0000	78.0000	12,370.19	0.00	12,370.19	749.27	175.23	1,595.51	583.94	0.00	1,095.78	8,170.46
20606	10/13/17	80.0000	0.0000	1,767.17	0.00	1,767.17	107.04	25.04	227.93	83.42	0.00	156.54	1,167.20
20636	10/27/17	80.0000	0.0000	1,767.17	0.00	1,767.17	107.04	25.03	227.93	83.42	0.00	156.54	1,167.21

**Southern Water and Sewer District
Employee Check Record**

All Bank Accounts

January 1, 2017 - December 31, 2017

Check #	Date	Hours		Earnings			Withholding Taxes					Deductions	Net Pay
		Regular	Premium	Regular	Premium	Gross	FICA-SS	FICA-MED	Federal W/H	State W/H	Local W/H	Amount	
MTD	10/31/17	160.0000	0.0000	3,534.34	0.00	3,534.34	214.08	50.07	455.86	166.84	0.00	313.08	2,334.41
20674	11/10/17	63.0000	17.0000	1,767.17	0.00	1,767.17	107.04	25.03	227.93	83.42	0.00	156.54	1,167.21
20709	11/22/17	80.0000	0.0000	1,767.17	0.00	1,767.17	107.04	25.04	227.93	83.42	0.00	156.54	1,167.20
MTD	11/30/17	143.0000	17.0000	3,534.34	0.00	3,534.34	214.08	50.07	455.86	166.84	0.00	313.08	2,334.41
20741	12/08/17	86.0000	0.0000	1,767.17	0.00	1,767.17	107.04	25.03	227.93	83.42	0.00	156.54	1,167.21
20775	12/22/17	69.0000	11.0000	1,767.17	0.00	1,767.17	107.04	25.03	227.93	83.42	0.00	156.54	1,167.21
MTD	12/31/17	155.0000	11.0000	3,534.34	0.00	3,534.34	214.08	50.06	455.86	166.84	0.00	313.08	2,334.42
QTD	12/31/17	458.0000	28.0000	10,603.02	0.00	10,603.02	642.24	150.20	1,367.58	500.52	0.00	939.24	7,003.24
YTD	12/31/17	1,789.0000	137.0000	45,946.42	0.00	45,946.42	2,775.00	648.99	5,828.45	2,146.06	0.00	4,569.01	29,978.91
D9													
14600	01/06/17	92.0000	0.0000	1,862.00	0.00	1,862.00	111.01	25.96	174.42	88.00	0.00	127.43	1,335.18
14635	01/20/17	106.0000	0.0000	2,425.92	0.00	2,425.92	145.97	34.14	256.47	119.72	0.00	144.35	1,725.27
MTD	01/31/17	198.0000	0.0000	4,287.92	0.00	4,287.92	256.98	60.10	430.89	207.72	0.00	271.78	3,060.45
14663	02/03/17	84.0000	0.0000	1,699.36	0.00	1,699.36	100.92	23.60	150.75	78.85	0.00	122.55	1,222.69
20008	02/17/17	80.0000	0.0000	2,371.20	0.00	2,371.20	142.58	33.35	248.50	116.64	0.00	174.63	1,655.50
MTD	02/28/17	164.0000	0.0000	4,070.56	0.00	4,070.56	243.50	56.95	399.25	195.49	0.00	297.18	2,878.19
20046	03/03/17	80.0000	0.0000	790.40	0.00	790.40	40.53	9.48	29.74	23.94	0.00	192.20	494.51
20079	03/17/17	84.0000	0.0000	1,699.36	0.00	1,699.36	92.87	21.72	100.66	59.48	0.00	488.39	936.24
20113	03/31/17	88.0000	0.0000	1,817.92	0.00	1,817.92	104.24	24.37	125.53	69.09	0.00	441.18	1,053.51
MTD	03/31/17	252.0000	0.0000	4,307.68	0.00	4,307.68	237.64	55.57	255.93	152.51	0.00	1,121.77	2,484.26
QTD	03/31/17	614.0000	0.0000	12,666.16	0.00	12,666.16	738.12	172.62	1,086.07	555.72	0.00	1,690.73	8,422.90
20150	04/14/17	88.0000	0.0000	1,817.92	0.00	1,817.92	104.24	24.38	125.53	69.09	0.00	490.75	1,003.93
20183	04/28/17	40.0000	40.0000	790.40	790.40	1,580.80	89.55	20.95	95.30	57.40	0.00	455.18	862.42
MTD	04/30/17	128.0000	40.0000	2,608.32	790.40	3,398.72	193.79	45.33	220.83	126.49	0.00	945.93	1,866.35

**Southern Water and Sewer District
Employee Check Record**

All Bank Accounts
January 1, 2017 - December 31, 2017

Check #	Date	Hours		Earnings			Withholding Taxes					Deductions	Net Pay
		Regular	Premium	Regular	Premium	Gross	FICA-SS	FICA-MED	Federal W/H	State W/H	Local W/H	Amount	
20213	05/12/17	98.0000	0.0000	2,114.32	0.00	2,114.32	122.62	28.67	163.32	83.71	0.00	535.21	1,180.79
20248	05/26/17	98.0000	0.0000	2,114.32	0.00	2,114.32	122.62	28.68	163.32	83.71	0.00	535.21	1,180.78
MTD	05/31/17	196.0000	0.0000	4,228.64	0.00	4,228.64	245.24	57.35	326.64	167.42	0.00	1,070.42	2,361.57
20283	06/09/17	98.0000	0.0000	2,114.32	0.00	2,114.32	121.85	28.50	161.45	82.98	0.00	600.94	1,118.60
20316	06/23/17	110.0000	0.0000	2,470.00	0.00	2,470.00	143.90	33.65	206.80	100.52	0.00	654.29	1,330.84
MTD	06/30/17	208.0000	0.0000	4,584.32	0.00	4,584.32	265.75	62.15	368.25	183.50	0.00	1,255.23	2,449.44
QTD	06/30/17	532.0000	40.0000	11,421.28	790.40	12,211.68	704.78	164.83	915.72	477.41	0.00	3,271.58	6,677.36
20351	07/07/17	90.0000	0.0000	1,877.20	0.00	1,877.20	107.14	25.06	131.22	71.29	0.00	565.37	977.12
20389	07/21/17	90.0000	0.0000	1,877.20	0.00	1,877.20	107.15	25.06	131.22	71.29	0.00	539.41	1,003.07
MTD	07/31/17	180.0000	0.0000	3,754.40	0.00	3,754.40	214.29	50.12	262.44	142.58	0.00	1,104.78	1,980.19
20424	08/04/17	90.0000	0.0000	1,877.20	0.00	1,877.20	107.15	25.06	131.22	71.29	0.00	539.41	1,003.07
20456	08/18/17	90.0000	0.0000	1,877.20	0.00	1,877.20	107.14	25.06	131.22	71.29	0.00	539.41	1,003.08
MTD	08/31/17	180.0000	0.0000	3,754.40	0.00	3,754.40	214.29	50.12	262.44	142.58	0.00	1,078.82	2,006.15
20492	09/01/17	90.0000	0.0000	1,877.20	0.00	1,877.20	107.15	25.05	131.22	71.29	0.00	539.41	1,003.08
20524	09/15/17	96.0000	0.0000	2,055.04	0.00	2,055.04	118.17	27.64	153.89	80.06	0.00	566.09	1,109.19
20556	09/29/17	92.0000	0.0000	1,936.48	0.00	1,936.48	110.82	25.92	138.78	74.22	0.00	548.30	1,038.44
MTD	09/30/17	278.0000	0.0000	5,868.72	0.00	5,868.72	336.14	78.61	423.89	225.57	0.00	1,653.80	3,150.71
QTD	09/30/17	638.0000	0.0000	13,377.52	0.00	13,377.52	764.72	178.85	948.77	510.73	0.00	3,837.40	7,137.05
20589	10/13/17	80.0000	0.0000	1,580.80	0.00	1,580.80	88.77	20.76	93.43	56.68	0.00	494.95	826.21
20619	10/27/17	80.0000	0.0000	1,580.80	0.00	1,580.80	88.77	20.76	93.43	56.68	0.00	494.95	826.21
MTD	10/31/17	160.0000	0.0000	3,161.60	0.00	3,161.60	177.54	41.52	186.86	113.36	0.00	989.90	1,652.42
20657	11/10/17	80.0000	0.0000	1,580.80	0.00	1,580.80	88.77	20.76	93.43	56.68	0.00	494.95	826.21
20692	11/22/17	92.0000	0.0000	1,936.48	0.00	1,936.48	110.82	25.92	138.78	74.22	0.00	548.30	1,038.44
MTD	11/30/17	172.0000	0.0000	3,517.28	0.00	3,517.28	199.59	46.68	232.21	130.90	0.00	1,043.25	1,864.65
20724	12/08/17	93.0000	0.0000	1,966.12	0.00	1,966.12	112.66	26.35	142.56	75.68	0.00	552.75	1,056.12

**Southern Water and Sewer District
Employee Check Record**

All Bank Accounts
January 1, 2017 - December 31, 2017

Check #	Date	Hours		Earnings			Withholding Taxes					Deductions	Net Pay
		Regular	Premium	Regular	Premium	Gross	FICA-SS	FICA-MED	Federal W/H	State W/H	Local W/H	Amount	
20758	12/22/17	88.0000	0.0000	1,817.92	0.00	1,817.92	103.47	24.20	123.66	68.37	0.00	530.52	967.70
MTD	12/31/17	181.0000	0.0000	3,784.04	0.00	3,784.04	216.13	50.55	266.22	144.05	0.00	1,083.27	2,023.82
QTD	12/31/17	513.0000	0.0000	10,462.92	0.00	10,462.92	593.26	138.75	685.29	388.31	0.00	3,116.42	5,540.89
YTD	12/31/17	2,297.0000	40.0000	47,927.88	790.40	48,718.28	2,800.88	655.05	3,635.85	1,932.17	0.00	11,916.13	27,778.20
D13		[REDACTED]											
14601	01/06/17	89.0000	0.0000	1,075.25	0.00	1,075.25	64.25	15.03	35.98	45.62	0.00	71.22	843.15
14636	01/20/17	89.0000	0.0000	1,161.27	0.00	1,161.27	69.58	16.27	44.32	50.46	0.00	73.80	906.84
MTD	01/31/17	178.0000	0.0000	2,236.52	0.00	2,236.52	133.83	31.30	80.30	96.08	0.00	145.02	1,749.99
14664	02/03/17	83.0000	0.0000	1,010.62	0.00	1,010.62	60.25	14.09	29.71	41.99	0.00	69.28	795.30
20009	02/17/17	78.0000	8.0000	968.76	95.68	1,064.44	63.58	14.87	34.93	45.02	0.00	70.89	835.15
MTD	02/28/17	161.0000	8.0000	1,979.38	95.68	2,075.06	123.83	28.96	64.64	87.01	0.00	140.17	1,630.45
20047	03/03/17	74.0000	8.0000	897.00	95.68	992.68	58.20	13.61	26.47	40.11	0.00	83.74	770.55
20080	03/17/17	85.0000	0.0000	1,046.50	0.00	1,046.50	60.60	14.17	30.19	42.27	0.00	100.36	798.91
20114	03/31/17	81.0000	0.0000	974.74	0.00	974.74	57.09	13.36	24.73	39.10	0.00	83.20	757.26
MTD	03/31/17	240.0000	8.0000	2,918.24	95.68	3,013.92	175.89	41.14	81.39	121.48	0.00	267.30	2,326.72
QTD	03/31/17	579.0000	16.0000	7,134.14	191.36	7,325.50	433.55	101.40	226.33	304.57	0.00	552.49	5,707.16
20151	04/14/17	93.0000	0.0000	1,190.02	0.00	1,190.02	70.44	16.47	45.61	51.21	0.00	147.00	859.29
20184	04/28/17	80.0000	0.0000	956.80	0.00	956.80	55.97	13.09	22.99	38.09	0.00	140.00	686.66
MTD	04/30/17	173.0000	0.0000	2,146.82	0.00	2,146.82	126.41	29.56	68.60	89.30	0.00	287.00	1,545.95
20214	05/12/17	86.0000	0.0000	1,064.44	0.00	1,064.44	62.65	14.65	33.43	44.15	0.00	143.23	766.33
20249	05/26/17	86.0000	0.0000	1,064.44	0.00	1,064.44	62.65	14.65	33.43	44.15	0.00	143.23	766.33
MTD	05/31/17	172.0000	0.0000	2,128.88	0.00	2,128.88	125.30	29.30	66.86	88.30	0.00	286.46	1,532.66
20284	06/09/17	97.0000	0.0000	1,261.78	0.00	1,261.78	74.47	17.42	51.90	54.86	0.00	268.04	795.09
20317	06/23/17	96.0000	0.0000	1,243.84	0.00	1,243.84	73.36	17.16	50.16	53.85	0.00	147.51	901.80
MTD	06/30/17	193.0000	0.0000	2,505.62	0.00	2,505.62	147.83	34.58	102.06	108.71	0.00	415.55	1,696.89

**Southern Water and Sewer District
Employee Check Record**

All Bank Accounts

January 1, 2017 - December 31, 2017

Check #	Date	Hours		Earnings			Withholding Taxes					Deductions	Net Pay
		Regular	Premium	Regular	Premium	Gross	FICA-SS	FICA-MED	Federal W/H	State W/H	Local W/H	Amount	
QTD	06/30/17	538.0000	0.0000	6,781.32	0.00	6,781.32	399.54	93.44	237.52	286.31	0.00	989.01	4,775.50
20352	07/07/17	96.0000	0.0000	1,243.84	0.00	1,243.84	73.35	17.15	50.16	53.85	0.00	147.51	901.82
20390	07/21/17	104.0000	0.0000	1,387.36	0.00	1,387.36	83.03	19.42	65.33	62.65	0.00	132.86	1,024.07
MTD	07/31/17	200.0000	0.0000	2,631.20	0.00	2,631.20	156.38	36.57	115.49	116.50	0.00	280.37	1,925.89
20425	08/04/17	56.0000	24.0000	669.76	287.04	956.80	56.33	13.17	23.56	38.42	0.00	119.94	705.38
20457	08/18/17	80.0000	0.0000	956.80	0.00	956.80	56.33	13.18	23.56	38.42	0.00	119.94	705.37
MTD	08/31/17	136.0000	24.0000	1,626.56	287.04	1,913.60	112.66	26.35	47.12	76.84	0.00	239.88	1,410.75
20493	09/01/17	86.0000	0.0000	1,064.44	0.00	1,064.44	63.01	14.73	34.01	44.48	0.00	123.17	785.04
20525	09/15/17	94.0000	0.0000	1,207.96	0.00	1,207.96	71.90	16.82	47.93	52.55	0.00	127.48	891.28
20557	09/29/17	95.0000	0.0000	1,225.90	0.00	1,225.90	73.02	17.08	49.67	53.56	0.00	128.02	904.55
MTD	09/30/17	275.0000	0.0000	3,498.30	0.00	3,498.30	207.93	48.63	131.61	150.59	0.00	378.67	2,580.87
QTD	09/30/17	611.0000	24.0000	7,756.06	287.04	8,043.10	476.97	111.55	294.22	343.93	0.00	898.92	5,917.51
20590	10/13/17	74.0000	6.0000	885.04	71.76	956.80	56.33	13.17	23.56	38.42	0.00	119.94	705.38
20620	10/27/17	80.0000	0.0000	956.80	0.00	956.80	56.33	13.17	23.56	38.42	0.00	119.94	705.38
MTD	10/31/17	154.0000	6.0000	1,841.84	71.76	1,913.60	112.66	26.34	47.12	76.84	0.00	239.88	1,410.76
20658	11/10/17	80.0000	0.0000	956.80	0.00	956.80	56.34	13.18	23.56	38.42	0.00	119.94	705.36
20693	11/22/17	80.0000	0.0000	956.80	0.00	956.80	56.33	13.17	23.56	38.42	0.00	119.94	705.38
MTD	11/30/17	160.0000	0.0000	1,913.60	0.00	1,913.60	112.67	26.35	47.12	76.84	0.00	239.88	1,410.74
20725	12/08/17	72.0000	8.0000	861.12	95.68	956.80	56.33	13.18	23.56	38.42	0.00	119.94	705.37
20759	12/22/17	72.0000	8.0000	861.12	95.68	956.80	56.33	13.17	23.56	38.42	0.00	119.94	705.38
MTD	12/31/17	144.0000	16.0000	1,722.24	191.36	1,913.60	112.66	26.35	47.12	76.84	0.00	239.88	1,410.75
QTD	12/31/17	458.0000	22.0000	5,477.68	263.12	5,740.80	337.99	79.04	141.36	230.52	0.00	719.64	4,232.25
YTD	12/31/17	2,186.0000	62.0000	27,149.20	741.52	27,890.72	1,648.05	385.43	899.43	1,165.33	0.00	3,160.06	20,632.42

>17

**Southern Water and Sewer District
Employee Check Record**

All Bank Accounts
January 1, 2017 - December 31, 2017

Check #	Date	Hours		Earnings			Withholding Taxes					Deductions	Net Pay
		Regular	Premium	Regular	Premium	Gross	FICA-SS	FICA-MED	Federal W/H	State W/H	Local W/H	Amount	
14625	01/06/17	132.0000	0.0000	2,402.92	0.00	2,402.92	144.87	33.88	246.70	115.95	0.00	186.46	1,675.06
14655	01/20/17	98.5000	0.0000	1,800.74	0.00	1,800.74	107.53	25.15	160.89	82.77	0.00	156.35	1,268.05
MTD	01/31/17	230.5000	0.0000	4,203.66	0.00	4,203.66	252.40	59.03	407.59	198.72	0.00	342.81	2,943.11
14683	02/03/17	94.0000	0.0000	1,597.82	0.00	1,597.82	94.96	22.21	131.97	71.58	0.00	146.20	1,130.90
20028	02/17/17	88.0000	0.0000	1,455.44	0.00	1,455.44	86.53	20.24	112.67	64.12	0.00	148.80	1,023.08
MTD	02/28/17	182.0000	0.0000	3,053.26	0.00	3,053.26	181.49	42.45	244.64	135.70	0.00	295.00	2,153.98
20066	03/03/17	78.0000	8.0000	1,281.42	126.56	1,407.98	81.12	18.96	99.91	59.19	0.00	186.43	962.37
20099	03/17/17	86.0000	0.0000	1,407.98	0.00	1,407.98	78.63	18.39	93.91	56.87	0.00	226.43	933.75
20133	03/31/17	93.0000	0.0000	1,574.09	0.00	1,574.09	91.41	21.38	123.58	68.34	0.00	194.73	1,074.65
MTD	03/31/17	257.0000	8.0000	4,263.49	126.56	4,390.05	251.16	58.73	317.40	184.40	0.00	607.59	2,970.77
QTD	03/31/17	669.5000	8.0000	11,520.41	126.56	11,646.97	685.05	160.21	969.63	518.82	0.00	1,245.40	8,067.86
20170	04/14/17	83.0000	0.0000	1,336.79	0.00	1,336.79	76.70	17.94	89.77	55.26	0.00	182.87	914.25
20203	04/28/17	105.0000	0.0000	1,858.85	0.00	1,858.85	109.07	25.51	164.16	84.03	0.00	208.97	1,267.11
MTD	04/30/17	188.0000	0.0000	3,195.64	0.00	3,195.64	185.77	43.45	253.93	139.29	0.00	391.84	2,181.36
20233	05/12/17	93.0000	0.0000	1,574.09	0.00	1,574.09	91.41	21.38	123.58	68.34	0.00	194.73	1,074.65
20268	05/26/17	40.0000	40.0000	632.80	632.80	1,265.60	72.28	16.90	79.62	51.34	0.00	179.31	866.15
MTD	05/31/17	133.0000	40.0000	2,206.89	632.80	2,839.69	163.69	38.28	203.20	119.68	0.00	374.04	1,940.80
20307	06/09/17	118.0000	0.0000	2,167.34	0.00	2,167.34	128.20	29.98	208.12	101.03	0.00	244.29	1,455.72
20336	06/23/17	68.5000	16.0000	1,119.27	253.12	1,372.39	78.90	18.46	94.84	57.23	0.00	204.54	918.42
MTD	06/30/17	186.5000	16.0000	3,286.61	253.12	3,539.73	207.10	48.44	302.96	158.26	0.00	448.83	2,374.14
QTD	06/30/17	507.5000	56.0000	8,689.14	885.92	9,575.06	556.56	130.17	760.09	417.23	0.00	1,214.71	6,496.30
20371	07/07/17	90.5000	0.0000	1,514.77	0.00	1,514.77	87.74	20.52	115.13	65.07	0.00	211.66	1,014.65
20409	07/21/17	109.5000	0.0000	1,965.64	0.00	1,965.64	115.68	27.05	179.38	89.91	0.00	234.20	1,319.42
MTD	07/31/17	200.0000	0.0000	3,480.41	0.00	3,480.41	203.42	47.57	294.51	154.98	0.00	445.86	2,334.07
20444	08/04/17	99.5000	0.0000	1,728.34	0.00	1,728.34	100.98	23.62	145.56	76.84	0.00	222.34	1,159.00

**Southern Water and Sewer District
Employee Check Record**

All Bank Accounts
January 1, 2017 - December 31, 2017

Check #	Date	Hours		Earnings			Withholding Taxes					Deductions	Net Pay
		Regular	Premium	Regular	Premium	Gross	FICA-SS	FICA-MED	Federal W/H	State W/H	Local W/H	Amount	
20476	08/18/17	97.0000	0.0000	1,669.01	0.00	1,669.01	97.30	22.75	137.11	73.57	0.00	219.37	1,118.91
MTD	08/31/17	196.5000	0.0000	3,397.35	0.00	3,397.35	198.28	46.37	282.67	150.41	0.00	441.71	2,277.91
20512	09/01/17	96.0000	0.0000	1,645.28	0.00	1,645.28	95.82	22.41	133.73	72.26	0.00	218.18	1,102.88
20544	09/15/17	131.0000	0.0000	2,475.83	0.00	2,475.83	147.32	34.46	252.08	118.03	0.00	259.71	1,664.23
20576	09/29/17	76.5000	8.0000	1,245.83	126.56	1,372.39	78.91	18.45	94.84	57.23	0.00	204.54	918.42
MTD	09/30/17	303.5000	8.0000	5,366.94	126.56	5,493.50	322.05	75.32	480.65	247.52	0.00	682.43	3,685.53
QTD	09/30/17	700.0000	8.0000	12,244.70	126.56	12,371.26	723.75	169.26	1,057.83	552.91	0.00	1,570.00	8,297.51
20609	10/13/17	32.0000	48.0000	506.24	759.36	1,265.60	72.28	16.91	79.62	51.34	0.00	199.20	846.25
20639	10/27/17	97.0000	0.0000	1,669.01	0.00	1,669.01	97.30	22.75	137.11	73.57	0.00	219.37	1,118.91
MTD	10/31/17	129.0000	48.0000	2,175.25	759.36	2,934.61	169.58	39.66	216.73	124.91	0.00	418.57	1,965.16
20677	11/10/17	112.0000	0.0000	2,024.96	0.00	2,024.96	119.36	27.92	187.83	93.18	0.00	237.17	1,359.50
20712	11/22/17	80.0000	16.0000	1,392.16	253.12	1,645.28	95.83	22.41	133.73	72.26	0.00	218.18	1,102.87
MTD	11/30/17	192.0000	16.0000	3,417.12	253.12	3,670.24	215.19	50.33	321.56	165.44	0.00	455.35	2,462.37
20744	12/08/17	106.0000	7.0000	1,937.95	110.74	2,048.69	120.84	28.26	191.21	94.49	0.00	238.35	1,375.54
20778	12/22/17	32.0000	48.0000	506.24	759.36	1,265.60	72.28	16.90	79.62	51.34	0.00	199.20	846.26
MTD	12/31/17	138.0000	55.0000	2,444.19	870.10	3,314.29	193.12	45.16	270.83	145.83	0.00	437.55	2,221.80
QTD	12/31/17	459.0000	119.0000	8,036.56	1,882.58	9,919.14	577.89	135.15	809.12	436.18	0.00	1,311.47	6,649.33
YTD	12/31/17	2,336.0000	191.0000	40,490.81	3,021.62	43,512.43	2,543.25	594.79	3,596.67	1,925.14	0.00	5,341.58	29,511.00
A7													
14593	01/06/17	81.5000	0.0000	966.43	0.00	966.43	59.92	14.01	113.76	43.44	0.00	15.19	720.11
14628	01/20/17	12.0000	0.0000	185.30	0.00	185.30	11.49	2.69	9.68	1.80	0.00	15.19	144.45
MTD	01/31/17	93.5000	0.0000	1,151.73	0.00	1,151.73	71.41	16.70	123.44	45.24	0.00	30.38	864.56
14656	02/03/17	26.0000	0.0000	317.72	0.00	317.72	19.70	4.61	22.93	6.50	0.00	15.19	248.79
20001	02/17/17	51.0000	0.0000	623.22	0.00	623.22	38.64	9.03	62.28	23.54	0.00	15.19	474.54
MTD	02/28/17	77.0000	0.0000	940.94	0.00	940.94	58.34	13.64	85.21	30.04	0.00	30.38	723.33

**Southern Water and Sewer District
Employee Check Record**

All Bank Accounts

January 1, 2017 - December 31, 2017

Check #	Date	Hours		Earnings			Withholding Taxes					Deductions	Net Pay
		Regular	Premium	Regular	Premium	Gross	FICA-SS	FICA-MED	Federal W/H	State W/H	Local W/H	Amount	
20035	03/03/17	37.0000	0.0000	452.14	0.00	452.14	28.03	6.56	36.62	13.61	0.00	15.19	352.13
20072	03/17/17	34.5000	0.0000	421.59	0.00	421.59	26.14	6.11	33.31	11.84	0.00	15.19	329.00
20106	03/31/17	35.0000	0.0000	427.70	0.00	427.70	26.51	6.20	33.92	12.20	0.00	15.19	333.68
MTD	03/31/17	106.5000	0.0000	1,301.43	0.00	1,301.43	80.68	18.87	103.85	37.65	0.00	45.57	1,014.81
QTD	03/31/17	277.0000	0.0000	3,394.10	0.00	3,394.10	210.43	49.21	312.50	112.93	0.00	106.33	2,602.70
20139	04/14/17	30.0000	0.0000	366.60	0.00	366.60	22.73	5.32	27.81	8.95	0.00	15.19	286.60
20176	04/28/17	33.0000	0.0000	403.26	0.00	403.26	25.01	5.85	31.48	10.78	0.00	15.19	314.95
MTD	04/30/17	63.0000	0.0000	769.86	0.00	769.86	47.74	11.17	59.29	19.73	0.00	30.38	601.55
20241	05/26/17	33.0000	0.0000	403.26	0.00	403.26	25.00	5.84	31.48	10.78	0.00	15.19	314.97
MTD	05/31/17	33.0000	0.0000	403.26	0.00	403.26	25.00	5.84	31.48	10.78	0.00	15.19	314.97
20272	06/09/17	26.5000	0.0000	323.83	0.00	323.83	20.08	4.70	23.54	6.81	0.00	15.19	253.51
20309	06/23/17	51.5000	0.0000	629.33	0.00	629.33	39.01	9.13	63.20	23.89	0.00	15.19	478.91
MTD	06/30/17	78.0000	0.0000	953.16	0.00	953.16	59.09	13.83	86.74	30.70	0.00	30.38	732.42
QTD	06/30/17	174.0000	0.0000	2,126.28	0.00	2,126.28	131.83	30.84	177.51	61.21	0.00	75.95	1,648.94
20382	07/21/17	32.5000	0.0000	397.15	0.00	397.15	24.63	5.75	30.87	10.47	0.00	15.19	310.24
MTD	07/31/17	32.5000	0.0000	397.15	0.00	397.15	24.63	5.75	30.87	10.47	0.00	15.19	310.24
20413	08/04/17	8.0000	32.0000	97.76	391.04	488.80	30.30	7.09	42.12	15.74	0.00	15.19	378.36
20449	08/18/17	41.0000	0.0000	501.02	0.00	501.02	31.07	7.27	43.95	16.45	0.00	15.19	387.09
MTD	08/31/17	49.0000	32.0000	598.78	391.04	989.82	61.37	14.36	86.07	32.19	0.00	30.38	765.45
20481	09/01/17	27.0000	0.0000	329.94	0.00	329.94	20.45	4.78	24.15	7.11	0.00	15.19	258.26
20517	09/15/17	20.0000	0.0000	244.40	0.00	244.40	15.15	3.54	15.59	3.32	0.00	15.19	191.61
20549	09/29/17	32.0000	0.0000	391.04	0.00	391.04	24.25	5.67	30.26	10.17	0.00	15.19	305.50
MTD	09/30/17	79.0000	0.0000	965.38	0.00	965.38	59.85	13.99	70.00	20.60	0.00	45.57	755.37
QTD	09/30/17	160.5000	32.0000	1,961.31	391.04	2,352.35	145.85	34.10	186.94	63.26	0.00	91.14	1,831.06

**Southern Water and Sewer District
Employee Check Record**

All Bank Accounts
January 1, 2017 - December 31, 2017

Check #	Date	Hours		Earnings			Withholding Taxes					Deductions	Net Pay
		Regular	Premium	Regular	Premium	Gross	FICA-SS	FICA-MED	Federal W/H	State W/H	Local W/H	Amount	
20578	10/13/17	27.0000	0.0000	329.94	0.00	329.94	20.46	4.79	24.15	7.11	0.00	15.19	258.24
20612	10/27/17	15.0000	0.0000	183.30	0.00	183.30	11.36	2.66	9.48	1.76	0.00	15.19	142.85
MTD	10/31/17	42.0000	0.0000	513.24	0.00	513.24	31.82	7.45	33.63	8.87	0.00	30.38	401.09
20646	11/10/17	23.0000	0.0000	281.06	0.00	281.06	17.43	4.07	19.26	4.73	0.00	15.19	220.38
20685	11/22/17	27.0000	0.0000	329.94	0.00	329.94	20.45	4.79	24.15	7.11	0.00	15.19	258.25
MTD	11/30/17	50.0000	0.0000	611.00	0.00	611.00	37.88	8.86	43.41	11.84	0.00	30.38	478.63
20713	12/08/17	40.0000	0.0000	488.80	0.00	488.80	30.31	7.08	42.12	15.74	0.00	15.19	378.36
20751	12/22/17	25.0000	0.0000	305.50	0.00	305.50	18.94	4.43	21.70	5.89	0.00	15.19	239.35
MTD	12/31/17	65.0000	0.0000	794.30	0.00	794.30	49.25	11.51	63.82	21.63	0.00	30.38	617.71
QTD	12/31/17	157.0000	0.0000	1,918.54	0.00	1,918.54	118.95	27.82	140.86	42.34	0.00	91.14	1,497.43
YTD	12/31/17	768.5000	32.0000	9,400.23	391.04	9,791.27	607.06	141.97	817.81	279.74	0.00	364.56	7,580.13
D28													
14602	01/06/17	91.0000	0.0000	1,495.75	0.00	1,495.75	91.24	21.34	166.18	72.75	0.00	24.12	1,120.12
14637	01/20/17	103.0000	0.0000	1,905.57	0.00	1,905.57	116.65	27.28	245.41	96.51	0.00	24.12	1,395.60
MTD	01/31/17	194.0000	0.0000	3,401.32	0.00	3,401.32	207.89	48.62	411.59	169.26	0.00	48.24	2,515.72
14665	02/03/17	90.0000	0.0000	1,531.40	0.00	1,531.40	93.45	21.86	171.52	74.81	0.00	24.12	1,145.64
20010	02/17/17	92.0000	0.0000	1,579.76	0.00	1,579.76	95.32	22.29	176.05	76.56	0.00	42.30	1,167.24
MTD	02/28/17	182.0000	0.0000	3,111.16	0.00	3,111.16	188.77	44.15	347.57	151.37	0.00	66.42	2,312.88
20048	03/03/17	99.0000	0.0000	1,749.02	0.00	1,749.02	104.89	24.53	199.19	85.51	0.00	57.30	1,277.60
20081	03/17/17	86.0000	0.0000	1,434.68	0.00	1,434.68	84.47	19.75	149.79	66.41	0.00	72.30	1,041.96
20115	03/31/17	72.0000	8.0000	1,160.64	128.96	1,289.60	76.40	17.87	130.28	58.86	0.00	57.30	948.89
MTD	03/31/17	257.0000	8.0000	4,344.34	128.96	4,473.30	265.76	62.15	479.26	210.78	0.00	186.90	3,268.45
QTD	03/31/17	633.0000	8.0000	10,856.82	128.96	10,985.78	662.42	154.92	1,238.42	531.41	0.00	301.56	8,097.05
20152	04/14/17	91.0000	0.0000	1,555.58	0.00	1,555.58	92.90	21.73	170.17	74.29	0.00	111.35	1,085.14
20185	04/28/17	100.0000	0.0000	1,773.20	0.00	1,773.20	106.38	24.88	204.02	86.91	0.00	111.35	1,239.66


**Southern Water and Sewer District
Employee Check Record**

All Bank Accounts
January 1, 2017 - December 31, 2017

Check #	Date	Hours		Earnings			Withholding Taxes					Deductions	Net Pay
		Regular	Premium	Regular	Premium	Gross	FICA-SS	FICA-MED	Federal W/H	State W/H	Local W/H	Amount	
MTD	04/30/17	191.0000	0.0000	3,328.78	0.00	3,328.78	199.28	46.61	374.19	161.20	0.00	222.70	2,324.80
20215	05/12/17	96.0000	0.0000	1,676.48	0.00	1,676.48	100.39	23.47	188.31	81.30	0.00	111.35	1,171.66
20250	05/26/17	96.0000	0.0000	1,676.48	0.00	1,676.48	100.39	23.48	188.31	81.30	0.00	111.35	1,171.65
MTD	05/31/17	192.0000	0.0000	3,352.96	0.00	3,352.96	200.78	46.95	376.62	162.60	0.00	222.70	2,343.31
20285	06/09/17	102.0000	0.0000	1,821.56	0.00	1,821.56	110.18	25.77	219.32	90.46	0.00	109.45	1,266.38
20318	06/23/17	111.0000	0.0000	2,039.18	0.00	2,039.18	123.67	28.92	273.73	103.08	0.00	109.45	1,400.33
MTD	06/30/17	213.0000	0.0000	3,860.74	0.00	3,860.74	233.85	54.69	493.05	193.54	0.00	218.90	2,666.71
QTD	06/30/17	596.0000	0.0000	10,542.48	0.00	10,542.48	633.91	148.25	1,243.86	517.34	0.00	664.30	7,334.82
20353	07/07/17	101.0000	0.0000	1,797.38	0.00	1,797.38	108.68	25.42	213.28	89.06	0.00	109.45	1,251.49
20391	07/21/17	112.0000	0.0000	2,063.36	0.00	2,063.36	126.38	29.56	284.64	105.62	0.00	87.73	1,429.43
MTD	07/31/17	213.0000	0.0000	3,860.74	0.00	3,860.74	235.06	54.98	497.92	194.68	0.00	197.18	2,680.92
20426	08/04/17	65.0000	16.0000	1,055.86	257.92	1,313.78	79.90	18.68	138.75	62.14	0.00	87.73	926.58
20458	08/18/17	41.0000	40.0000	668.98	644.80	1,313.78	79.91	18.69	138.75	62.14	0.00	87.73	926.56
MTD	08/31/17	106.0000	56.0000	1,724.84	902.72	2,627.56	159.81	37.37	277.50	124.28	0.00	175.46	1,853.14
20494	09/01/17	96.0000	0.0000	1,676.48	0.00	1,676.48	102.39	23.95	193.15	83.18	0.00	87.73	1,186.08
20526	09/15/17	92.0000	8.0000	1,644.24	128.96	1,773.20	108.39	25.35	212.10	88.79	0.00	87.73	1,250.84
20558	09/29/17	92.0000	0.0000	1,579.76	0.00	1,579.76	96.39	22.54	178.65	77.57	0.00	87.73	1,116.88
MTD	09/30/17	280.0000	8.0000	4,900.48	128.96	5,029.44	307.17	71.84	583.90	249.54	0.00	263.19	3,553.80
QTD	09/30/17	599.0000	64.0000	10,486.06	1,031.68	11,517.74	702.04	164.19	1,359.32	568.50	0.00	635.83	8,087.86
20591	10/13/17	80.0000	0.0000	1,289.60	0.00	1,289.60	78.41	18.34	135.12	60.74	0.00	87.73	909.26
20621	10/27/17	73.0000	8.0000	1,184.82	128.96	1,313.78	79.90	18.69	138.75	62.14	0.00	87.73	926.57
MTD	10/31/17	153.0000	8.0000	2,474.42	128.96	2,603.38	158.31	37.03	273.87	122.88	0.00	175.46	1,835.83
20659	11/10/17	80.0000	0.0000	1,289.60	0.00	1,289.60	78.41	18.33	135.12	60.74	0.00	87.73	909.27
20694	11/22/17	85.0000	0.0000	1,410.50	0.00	1,410.50	85.90	20.09	153.26	67.75	0.00	87.73	995.77

**Southern Water and Sewer District
Employee Check Record**

All Bank Accounts
January 1, 2017 - December 31, 2017

Check #	Date	Hours		Earnings			Withholding Taxes					Deductions	Net Pay
		Regular	Premium	Regular	Premium	Gross	FICA-SS	FICA-MED	Federal W/H	State W/H	Local W/H	Amount	
MTD	11/30/17	165.0000	0.0000	2,700.10	0.00	2,700.10	164.31	38.42	288.38	128.49	0.00	175.46	1,905.04
20726	12/08/17	86.0000	0.0000	1,434.68	0.00	1,434.68	87.40	20.44	156.88	69.15	0.00	87.73	1,013.08
20760	12/22/17	80.0000	0.0000	1,289.60	0.00	1,289.60	78.40	18.34	135.12	60.74	0.00	87.73	909.27
MTD	12/31/17	166.0000	0.0000	2,724.28	0.00	2,724.28	165.80	38.78	292.00	129.89	0.00	175.46	1,922.35
QTD	12/31/17	484.0000	8.0000	7,898.80	128.96	8,027.76	488.42	114.23	854.25	381.26	0.00	526.38	5,663.22
YTD	12/31/17	2,312.0000	80.0000	39,784.16	1,289.60	41,073.76	2,486.79	581.59	4,695.85	1,998.51	0.00	2,128.07	29,182.95
D33													
14603	01/06/17	103.0000	0.0000	1,488.50	0.00	1,488.50	91.02	21.29	101.01	89.95	0.00	84.09	1,101.14
14638	01/20/17	85.0000	0.0000	1,242.54	0.00	1,242.54	75.77	17.72	74.06	76.11	0.00	76.71	922.17
MTD	01/31/17	188.0000	0.0000	2,731.04	0.00	2,731.04	166.79	39.01	175.07	166.06	0.00	160.80	2,023.31
14666	02/03/17	72.0000	8.0000	973.44	108.16	1,081.60	65.80	15.39	58.45	67.06	0.00	71.88	803.02
20011	02/17/17	66.0000	16.0000	905.84	216.32	1,122.16	68.31	15.97	62.39	69.34	0.00	54.07	852.08
MTD	02/28/17	138.0000	24.0000	1,879.28	324.48	2,203.76	134.11	31.36	120.84	136.40	0.00	125.95	1,655.10
20049	03/03/17	80.0000	0.0000	1,081.60	0.00	1,081.60	63.31	14.81	54.45	64.74	0.00	92.86	791.43
20082	03/17/17	83.0000	0.0000	1,142.44	0.00	1,142.44	64.61	15.11	56.35	65.84	0.00	134.68	805.85
20116	03/31/17	72.0000	8.0000	973.44	108.16	1,081.60	63.31	14.80	54.45	64.74	0.00	92.86	791.44
MTD	03/31/17	235.0000	8.0000	3,197.48	108.16	3,305.64	191.23	44.72	165.25	195.32	0.00	320.40	2,388.72
QTD	03/31/17	561.0000	32.0000	7,807.80	432.64	8,240.44	492.13	115.09	461.16	497.78	0.00	607.15	6,067.13
20153	04/14/17	74.0000	8.0000	1,014.00	108.16	1,122.16	65.83	15.40	58.39	67.02	0.00	94.07	821.45
20186	04/28/17	72.0000	8.0000	973.44	108.16	1,081.60	63.31	14.81	54.45	64.74	0.00	92.86	791.43
MTD	04/30/17	146.0000	16.0000	1,987.44	216.32	2,203.76	129.14	30.21	112.84	131.76	0.00	186.93	1,612.88
20216	05/12/17	84.0000	0.0000	1,162.72	0.00	1,162.72	68.34	15.98	62.32	69.30	0.00	95.29	851.49
20271	05/26/17	96.0000	0.0000	1,406.08	0.00	1,406.08	83.44	19.51	85.93	82.99	0.00	102.59	1,031.62
MTD	05/31/17	180.0000	0.0000	2,568.80	0.00	2,568.80	151.78	35.49	148.25	152.29	0.00	197.88	1,883.11
20286	06/09/17	80.0000	0.0000	1,081.60	0.00	1,081.60	63.31	14.81	54.45	64.74	0.00	97.92	786.37

**Southern Water and Sewer District
Employee Check Record**

All Bank Accounts

January 1, 2017 - December 31, 2017

Check #	Date	Hours		Earnings			Withholding Taxes					Deductions	Net Pay
		Regular	Premium	Regular	Premium	Gross	FICA-SS	FICA-MED	Federal W/H	State W/H	Local W/H	Amount	
20319	06/23/17	72.0000	8.0000	973.44	108.16	1,081.60	63.31	14.81	54.45	64.74	0.00	97.92	786.37
MTD	06/30/17	152.0000	8.0000	2,055.04	108.16	2,163.20	126.62	29.62	108.90	129.48	0.00	195.84	1,572.74
QTD	06/30/17	478.0000	24.0000	6,611.28	324.48	6,935.76	407.54	95.32	369.99	413.53	0.00	580.65	5,068.73
20354	07/07/17	76.0000	8.0000	1,054.56	108.16	1,162.72	68.35	15.98	62.32	69.30	0.00	100.35	846.42
20392	07/21/17	99.0000	0.0000	1,466.92	0.00	1,466.92	87.20	20.40	91.88	86.42	0.00	127.36	1,053.66
MTD	07/31/17	175.0000	8.0000	2,521.48	108.16	2,629.64	155.55	36.38	154.20	155.72	0.00	227.71	1,900.08
20427	08/04/17	85.0000	0.0000	1,183.00	0.00	1,183.00	69.60	16.27	64.29	70.44	0.00	118.84	843.56
20459	08/18/17	80.0000	0.0000	1,081.60	0.00	1,081.60	63.32	14.81	54.45	64.74	0.00	115.80	768.48
MTD	08/31/17	165.0000	0.0000	2,264.60	0.00	2,264.60	132.92	31.08	118.74	135.18	0.00	234.64	1,612.04
20495	09/01/17	82.0000	0.0000	1,122.16	0.00	1,122.16	65.82	15.40	58.39	67.02	0.00	117.01	798.52
20527	09/15/17	64.0000	16.0000	865.28	216.32	1,081.60	63.32	14.80	54.45	64.74	0.00	115.80	768.49
20559	09/29/17	80.0000	0.0000	1,081.60	0.00	1,081.60	63.31	14.81	54.45	64.74	0.00	115.80	768.49
MTD	09/30/17	226.0000	16.0000	3,069.04	216.32	3,285.36	192.45	45.01	167.29	196.50	0.00	348.61	2,335.50
QTD	09/30/17	566.0000	24.0000	7,855.12	324.48	8,179.60	480.92	112.47	440.23	487.40	0.00	810.96	5,847.62
20592	10/13/17	80.0000	0.0000	1,081.60	0.00	1,081.60	63.31	14.81	54.45	64.74	0.00	115.80	768.49
20622	10/27/17	81.0000	0.0000	1,101.88	0.00	1,101.88	64.58	15.10	56.42	65.88	0.00	116.41	783.49
MTD	10/31/17	161.0000	0.0000	2,183.48	0.00	2,183.48	127.89	29.91	110.87	130.62	0.00	232.21	1,551.98
20660	11/10/17	56.0000	24.0000	757.12	324.48	1,081.60	63.31	14.81	54.45	64.74	0.00	115.80	768.49
20695	11/22/17	80.0000	0.0000	1,081.60	0.00	1,081.60	63.31	14.80	54.45	64.74	0.00	115.80	768.50
MTD	11/30/17	136.0000	24.0000	1,838.72	324.48	2,163.20	126.62	29.61	108.90	129.48	0.00	231.60	1,536.99
20727	12/08/17	56.0000	24.0000	757.12	324.48	1,081.60	63.32	14.81	54.45	64.74	0.00	115.80	768.48
20761	12/22/17	80.0000	0.0000	1,081.60	0.00	1,081.60	63.31	14.81	54.45	64.74	0.00	115.80	768.49
MTD	12/31/17	136.0000	24.0000	1,838.72	324.48	2,163.20	126.63	29.62	108.90	129.48	0.00	231.60	1,536.97
QTD	12/31/17	433.0000	48.0000	5,860.92	648.96	6,509.88	381.14	89.14	328.67	389.58	0.00	695.41	4,625.94

**Southern Water and Sewer District
Employee Check Record**

All Bank Accounts
January 1, 2017 - December 31, 2017

Check #	Date	Hours		Earnings			Withholding Taxes					Deductions	Net Pay
		Regular	Premium	Regular	Premium	Gross	FICA-SS	FICA-MED	Federal W/H	State W/H	Local W/H	Amount	
YTD	12/31/17	2,038.0000	128.0000	28,135.12	1,730.56	29,865.68	1,761.73	412.02	1,600.05	1,788.29	0.00	2,694.17	21,609.42
A9													
14594	01/06/17	85.5000	0.0000	1,014.88	0.00	1,014.88	62.92	14.72	63.14	43.31	0.00	70.38	760.41
14629	01/20/17	79.0000	8.0000	1,027.30	95.68	1,122.98	69.63	16.28	74.26	49.27	0.00	75.79	837.75
MTD	01/31/17	164.5000	8.0000	2,042.18	95.68	2,137.86	132.55	31.00	137.40	92.58	0.00	146.17	1,598.16
14657	02/03/17	88.0000	0.0000	1,100.32	0.00	1,100.32	68.22	15.95	71.26	48.02	0.00	74.66	822.21
20002	02/17/17	76.0000	8.0000	932.88	95.68	1,028.56	61.79	14.45	61.25	42.21	0.00	112.69	736.17
MTD	02/28/17	164.0000	8.0000	2,033.20	95.68	2,128.88	130.01	30.40	132.51	90.23	0.00	187.35	1,558.38
20036	03/03/17	77.5000	8.0000	986.39	95.68	1,082.07	65.10	15.23	66.33	45.16	0.00	95.72	794.53
20073	03/17/17	84.0000	0.0000	1,028.56	0.00	1,028.56	61.79	14.45	61.25	42.21	0.00	93.05	755.81
20107	03/31/17	77.0000	8.0000	950.82	95.68	1,046.50	62.90	14.71	62.95	43.20	0.00	93.95	768.79
MTD	03/31/17	238.5000	16.0000	2,965.77	191.36	3,157.13	189.79	44.39	190.53	130.57	0.00	282.72	2,319.13
QTD	03/31/17	567.0000	32.0000	7,041.15	382.72	7,423.87	452.35	105.79	460.44	313.38	0.00	616.24	5,475.67
20140	04/14/17	76.5000	8.0000	941.85	95.68	1,037.53	62.35	14.58	62.10	42.70	0.00	93.50	762.30
20177	04/28/17	80.0000	0.0000	956.80	0.00	956.80	57.34	13.41	54.43	38.26	0.00	89.46	703.90
MTD	04/30/17	156.5000	8.0000	1,898.65	95.68	1,994.33	119.69	27.99	116.53	80.96	0.00	182.96	1,466.20
20207	05/12/17	84.0000	0.0000	1,028.56	0.00	1,028.56	61.79	14.45	61.25	42.21	0.00	93.05	755.81
20242	05/26/17	84.0000	0.0000	1,028.56	0.00	1,028.56	61.79	14.45	61.25	42.21	0.00	93.05	755.81
MTD	05/31/17	168.0000	0.0000	2,057.12	0.00	2,057.12	123.58	28.90	122.50	84.42	0.00	186.10	1,511.62
20273	06/09/17	50.0000	32.0000	609.96	382.72	992.68	59.56	13.94	57.84	40.23	0.00	91.25	729.86
20310	06/23/17	85.0000	0.0000	1,046.50	0.00	1,046.50	62.90	14.71	62.95	43.20	0.00	93.95	768.79
MTD	06/30/17	135.0000	32.0000	1,656.46	382.72	2,039.18	122.46	28.65	120.79	83.43	0.00	185.20	1,498.65
QTD	06/30/17	459.5000	40.0000	5,612.23	478.40	6,090.63	365.73	85.54	359.82	248.81	0.00	554.26	4,476.47
20341	07/07/17	85.5000	0.0000	1,055.47	0.00	1,055.47	63.46	14.84	63.80	43.69	0.00	94.39	775.29
20383	07/21/17	83.0000	0.0000	1,010.62	0.00	1,010.62	60.68	14.19	59.54	41.22	0.00	92.15	742.84

**Southern Water and Sewer District
Employee Check Record**

All Bank Accounts
January 1, 2017 - December 31, 2017

Check #	Date	Hours		Earnings			Withholding Taxes					Deductions	Net Pay
		Regular	Premium	Regular	Premium	Gross	FICA-SS	FICA-MED	Federal W/H	State W/H	Local W/H	Amount	
MTD	07/31/17	168.5000	0.0000	2,066.09	0.00	2,066.09	124.14	29.03	123.34	84.91	0.00	186.54	1,518.13
20414	08/04/17	84.0000	0.0000	1,028.56	0.00	1,028.56	61.79	14.45	61.25	42.21	0.00	93.05	755.81
20450	08/18/17	67.0000	16.0000	819.26	191.36	1,010.62	60.67	14.19	59.54	41.22	0.00	92.15	742.85
MTD	08/31/17	151.0000	16.0000	1,847.82	191.36	2,039.18	122.46	28.64	120.79	83.43	0.00	185.20	1,498.66
20482	09/01/17	68.5000	16.0000	846.17	191.36	1,037.53	62.35	14.58	62.10	42.70	0.00	93.50	762.30
20518	09/15/17	58.0000	24.0000	705.64	287.04	992.68	59.56	13.93	57.84	40.23	0.00	91.25	729.87
20550	09/29/17	77.0000	8.0000	950.82	95.68	1,046.50	62.91	14.71	62.95	43.20	0.00	93.95	768.78
MTD	09/30/17	203.5000	48.0000	2,502.63	574.08	3,076.71	184.82	43.22	182.89	126.13	0.00	278.70	2,260.95
QTD	09/30/17	523.0000	64.0000	6,416.54	765.44	7,181.98	431.42	100.89	427.02	294.47	0.00	650.44	5,277.74
20579	10/13/17	85.0000	0.0000	1,046.50	0.00	1,046.50	62.90	14.71	62.95	43.20	0.00	93.95	768.79
20613	10/27/17	65.0000	16.0000	783.38	191.36	974.74	58.45	13.67	56.13	39.25	0.00	90.36	716.88
MTD	10/31/17	150.0000	16.0000	1,829.88	191.36	2,021.24	121.35	28.38	119.08	82.45	0.00	184.31	1,485.67
20647	11/10/17	80.5000	0.0000	965.77	0.00	965.77	57.90	13.54	55.28	38.75	0.00	89.91	710.39
20686	11/22/17	73.0000	8.0000	879.06	95.68	974.74	58.45	13.67	56.13	39.25	0.00	90.36	716.88
MTD	11/30/17	153.5000	8.0000	1,844.83	95.68	1,940.51	116.35	27.21	111.41	78.00	0.00	180.27	1,427.27
20714	12/08/17	81.0000	0.0000	974.74	0.00	974.74	58.45	13.67	56.13	39.25	0.00	90.36	716.88
20752	12/22/17	67.0000	16.0000	819.26	191.36	1,010.62	60.68	14.19	59.54	41.22	0.00	92.15	742.84
MTD	12/31/17	148.0000	16.0000	1,794.00	191.36	1,985.36	119.13	27.86	115.67	80.47	0.00	182.51	1,459.72
QTD	12/31/17	451.5000	40.0000	5,468.71	478.40	5,947.11	356.83	83.45	346.16	240.92	0.00	547.09	4,372.66
YTD	12/31/17	2,001.0000	176.0000	24,538.63	2,104.96	26,643.59	1,606.33	375.67	1,593.44	1,097.58	0.00	2,368.03	19,602.54
D37													
14604	01/06/17	86.0000	0.0000	979.00	0.00	979.00	60.08	14.05	56.78	39.62	0.00	78.53	729.94
14639	01/20/17	85.0000	8.0000	1,085.92	91.52	1,177.44	72.38	16.93	76.98	50.32	0.00	92.42	868.41
MTD	01/31/17	171.0000	8.0000	2,064.92	91.52	2,156.44	132.46	30.98	133.76	89.94	0.00	170.95	1,598.35
14667	02/03/17	89.0000	0.0000	1,069.64	0.00	1,069.64	65.70	15.36	65.21	44.51	0.00	84.87	793.99

**Southern Water and Sewer District
Employee Check Record**

All Bank Accounts
January 1, 2017 - December 31, 2017

Check #	Date	Hours		Earnings			Withholding Taxes					Deductions	Net Pay
		Regular	Premium	Regular	Premium	Gross	FICA-SS	FICA-MED	Federal W/H	State W/H	Local W/H	Amount	
20012	02/17/17	60.0000	24.0000	709.28	274.56	983.84	60.38	14.12	57.23	39.88	0.00	78.87	733.36
MTD	02/28/17	149.0000	24.0000	1,778.92	274.56	2,053.48	126.08	29.48	122.44	84.39	0.00	163.74	1,527.35
20050	03/03/17	85.0000	0.0000	1,001.00	0.00	1,001.00	58.96	13.79	54.82	38.48	0.00	120.07	714.88
20083	03/17/17	81.0000	0.0000	932.36	0.00	932.36	52.22	12.22	44.44	32.46	0.00	155.27	635.75
20117	03/31/17	90.0000	0.0000	1,086.80	0.00	1,086.80	64.28	15.03	62.80	43.11	0.00	126.08	775.50
MTD	03/31/17	256.0000	0.0000	3,020.16	0.00	3,020.16	175.46	41.04	162.06	114.05	0.00	401.42	2,126.13
QTD	03/31/17	576.0000	32.0000	6,864.00	366.08	7,230.08	434.00	101.50	418.26	288.38	0.00	736.11	5,251.83
20154	04/14/17	86.0000	0.0000	1,018.16	0.00	1,018.16	60.03	14.04	56.42	39.41	0.00	122.69	725.57
20187	04/28/17	89.0000	0.0000	1,069.64	0.00	1,069.64	63.22	14.78	61.21	42.19	0.00	126.29	761.95
MTD	04/30/17	175.0000	0.0000	2,087.80	0.00	2,087.80	123.25	28.82	117.63	81.60	0.00	248.98	1,487.52
20217	05/12/17	95.0000	8.0000	1,218.36	91.52	1,309.88	78.11	18.27	89.46	55.15	0.00	143.11	925.78
20252	05/26/17	95.0000	8.0000	1,218.36	91.52	1,309.88	78.11	18.27	89.46	55.15	0.00	143.11	925.78
MTD	05/31/17	190.0000	16.0000	2,436.72	183.04	2,619.76	156.22	36.54	178.92	110.30	0.00	286.22	1,851.56
20287	06/09/17	90.0000	0.0000	1,086.80	0.00	1,086.80	64.29	15.03	62.80	43.11	0.00	127.50	774.07
20320	06/23/17	52.0000	40.0000	663.52	457.60	1,121.12	66.40	15.54	65.99	44.96	0.00	129.90	798.33
MTD	06/30/17	142.0000	40.0000	1,750.32	457.60	2,207.92	130.69	30.57	128.79	88.07	0.00	257.40	1,572.40
QTD	06/30/17	507.0000	56.0000	6,274.84	640.64	6,915.48	410.16	95.93	425.34	279.97	0.00	792.60	4,911.48
20355	07/07/17	96.0000	0.0000	1,189.76	0.00	1,189.76	70.67	16.52	72.70	48.67	0.00	134.70	846.50
20393	07/21/17	78.0000	8.0000	926.64	91.52	1,018.16	60.03	14.04	56.42	39.41	0.00	122.69	725.57
MTD	07/31/17	174.0000	8.0000	2,116.40	91.52	2,207.92	130.70	30.56	129.12	88.08	0.00	257.39	1,572.07
20428	08/04/17	85.0000	0.0000	1,001.00	0.00	1,001.00	58.96	13.79	54.82	38.48	0.00	121.49	713.46
20460	08/18/17	86.0000	0.0000	1,018.16	0.00	1,018.16	60.02	14.04	56.42	39.41	0.00	122.69	725.58
MTD	08/31/17	171.0000	0.0000	2,019.16	0.00	2,019.16	118.98	27.83	111.24	77.89	0.00	244.18	1,439.04
20496	09/01/17	90.0000	0.0000	1,086.80	0.00	1,086.80	64.29	15.03	62.80	43.11	0.00	127.50	774.07
20528	09/15/17	83.0000	0.0000	966.68	0.00	966.68	56.83	13.29	51.63	36.63	0.00	119.09	689.21

**Southern Water and Sewer District
Employee Check Record**

All Bank Accounts
January 1, 2017 - December 31, 2017

Check #	Date	Hours		Earnings			Withholding Taxes					Deductions	Net Pay
		Regular	Premium	Regular	Premium	Gross	FICA-SS	FICA-MED	Federal W/H	State W/H	Local W/H	Amount	
20560	09/29/17	85.0000	0.0000	1,001.00	0.00	1,001.00	58.96	13.79	54.82	38.48	0.00	121.49	713.46
MTD	09/30/17	258.0000	0.0000	3,054.48	0.00	3,054.48	180.08	42.11	169.25	118.22	0.00	368.08	2,176.74
QTD	09/30/17	603.0000	8.0000	7,190.04	91.52	7,281.56	429.76	100.50	409.61	284.19	0.00	869.65	5,187.85
20593	10/13/17	80.0000	0.0000	915.20	0.00	915.20	53.64	12.55	46.84	33.86	0.00	115.48	652.83
20623	10/27/17	72.0000	8.0000	823.68	91.52	915.20	53.65	12.54	46.84	33.86	0.00	115.48	652.83
MTD	10/31/17	152.0000	8.0000	1,738.88	91.52	1,830.40	107.29	25.09	93.68	67.72	0.00	230.96	1,305.66
20661	11/10/17	80.0000	0.0000	915.20	0.00	915.20	53.64	12.55	46.84	33.86	0.00	115.48	652.83
20696	11/22/17	80.0000	0.0000	915.20	0.00	915.20	53.64	12.54	46.84	33.86	0.00	115.48	652.84
MTD	11/30/17	160.0000	0.0000	1,830.40	0.00	1,830.40	107.28	25.09	93.68	67.72	0.00	230.96	1,305.67
20728	12/08/17	72.0000	8.0000	823.68	91.52	915.20	53.64	12.55	46.84	33.86	0.00	115.48	652.83
20762	12/22/17	64.0000	16.0000	732.16	183.04	915.20	53.65	12.55	46.84	33.86	0.00	115.48	652.82
MTD	12/31/17	136.0000	24.0000	1,555.84	274.56	1,830.40	107.29	25.10	93.68	67.72	0.00	230.96	1,305.65
QTD	12/31/17	448.0000	32.0000	5,125.12	366.08	5,491.20	321.86	75.28	281.04	203.16	0.00	692.88	3,916.98
YTD	12/31/17	2,134.0000	128.0000	25,454.00	1,464.32	26,918.32	1,595.78	373.21	1,534.25	1,055.70	0.00	3,091.24	19,268.14
C5													
14620	01/06/17	0.0000	0.0000	500.00	0.00	500.00	31.00	7.25	50.00	6.30	0.00	21.63	383.82
MTD	01/31/17	0.0000	0.0000	500.00	0.00	500.00	31.00	7.25	50.00	6.30	0.00	21.63	383.82
14686	02/03/17	0.0000	0.0000	500.00	0.00	500.00	31.00	7.25	50.00	6.30	0.00	21.63	383.82
MTD	02/28/17	0.0000	0.0000	500.00	0.00	500.00	31.00	7.25	50.00	6.30	0.00	21.63	383.82
20043	03/03/17	0.0000	0.0000	500.00	0.00	500.00	31.00	7.25	50.00	6.30	0.00	21.63	383.82
MTD	03/31/17	0.0000	0.0000	500.00	0.00	500.00	31.00	7.25	50.00	6.30	0.00	21.63	383.82
QTD	03/31/17	0.0000	0.0000	1,500.00	0.00	1,500.00	93.00	21.75	150.00	18.90	0.00	64.89	1,151.46
20147	04/14/17	0.0000	0.0000	500.00	0.00	500.00	31.00	7.25	50.00	6.30	0.00	21.63	383.82

**Southern Water and Sewer District
Employee Check Record**

All Bank Accounts
January 1, 2017 - December 31, 2017

Check #	Date	Hours		Earnings			Withholding Taxes					Deductions	Net Pay
		Regular	Premium	Regular	Premium	Gross	FICA-SS	FICA-MED	Federal W/H	State W/H	Local W/H	Amount	
MTD	04/30/17	0.0000	0.0000	500.00	0.00	500.00	31.00	7.25	50.00	6.30	0.00	21.63	383.82
20237	05/13/17	0.0000	0.0000	500.00	0.00	500.00	31.00	7.25	50.00	6.30	0.00	21.63	383.82
MTD	05/31/17	0.0000	0.0000	500.00	0.00	500.00	31.00	7.25	50.00	6.30	0.00	21.63	383.82
20280	06/09/17	0.0000	0.0000	500.00	0.00	500.00	31.00	7.25	50.00	6.30	0.00	21.63	383.82
MTD	06/30/17	0.0000	0.0000	500.00	0.00	500.00	31.00	7.25	50.00	6.30	0.00	21.63	383.82
QTD	06/30/17	0.0000	0.0000	1,500.00	0.00	1,500.00	93.00	21.75	150.00	18.90	0.00	64.89	1,151.46
20348	07/07/17	0.0000	0.0000	500.00	0.00	500.00	31.00	7.25	50.00	6.30	0.00	21.63	383.82
MTD	07/31/17	0.0000	0.0000	500.00	0.00	500.00	31.00	7.25	50.00	6.30	0.00	21.63	383.82
20421	08/04/17	0.0000	0.0000	500.00	0.00	500.00	31.00	7.25	50.00	6.30	0.00	21.63	383.82
MTD	08/31/17	0.0000	0.0000	500.00	0.00	500.00	31.00	7.25	50.00	6.30	0.00	21.63	383.82
20489	09/01/17	0.0000	0.0000	500.00	0.00	500.00	31.00	7.25	50.00	6.30	0.00	21.63	383.82
MTD	09/30/17	0.0000	0.0000	500.00	0.00	500.00	31.00	7.25	50.00	6.30	0.00	21.63	383.82
QTD	09/30/17	0.0000	0.0000	1,500.00	0.00	1,500.00	93.00	21.75	150.00	18.90	0.00	64.89	1,151.46
20586	10/13/17	0.0000	0.0000	500.00	0.00	500.00	31.00	7.25	50.00	6.30	0.00	21.63	383.82
MTD	10/31/17	0.0000	0.0000	500.00	0.00	500.00	31.00	7.25	50.00	6.30	0.00	21.63	383.82
20654	11/10/17	0.0000	0.0000	500.00	0.00	500.00	31.00	7.25	50.00	6.30	0.00	21.63	383.82
MTD	11/30/17	0.0000	0.0000	500.00	0.00	500.00	31.00	7.25	50.00	6.30	0.00	21.63	383.82
20721	12/08/17	0.0000	0.0000	500.00	0.00	500.00	31.00	7.25	50.00	6.30	0.00	21.63	383.82
MTD	12/31/17	0.0000	0.0000	500.00	0.00	500.00	31.00	7.25	50.00	6.30	0.00	21.63	383.82
QTD	12/31/17	0.0000	0.0000	1,500.00	0.00	1,500.00	93.00	21.75	150.00	18.90	0.00	64.89	1,151.46

**Southern Water and Sewer District
Employee Check Record**

All Bank Accounts
January 1, 2017 - December 31, 2017

Check #	Date	Hours		Earnings			Withholding Taxes					Deductions	Net Pay
		Regular	Premium	Regular	Premium	Gross	FICA-SS	FICA-MED	Federal W/H	State W/H	Local W/H	Amount	
YTD	12/31/17	0.0000	0.0000	6,000.00	0.00	6,000.00	372.00	87.00	600.00	75.60	0.00	259.56	4,605.84
D40													
14605	01/06/17	94.0000	0.0000	1,212.00	0.00	1,212.00	74.52	17.43	89.08	55.00	0.00	46.36	929.61
14640	01/20/17	114.0000	8.0000	1,733.28	99.84	1,833.12	113.04	26.43	179.45	89.94	0.00	64.99	1,359.27
MTD	01/31/17	208.0000	8.0000	2,945.28	99.84	3,045.12	187.56	43.86	268.53	144.94	0.00	111.35	2,288.88
14668	02/03/17	87.0000	8.0000	1,179.36	99.84	1,279.20	78.69	18.41	98.85	58.78	0.00	48.38	976.09
20013	02/17/17	98.0000	8.0000	1,385.28	99.84	1,485.12	91.46	21.39	128.82	70.36	0.00	54.55	1,118.54
MTD	02/28/17	185.0000	16.0000	2,564.64	199.68	2,764.32	170.15	39.80	227.67	129.14	0.00	102.93	2,094.63
20051	03/03/17	108.0000	0.0000	1,522.56	0.00	1,522.56	89.74	20.99	124.51	68.70	0.00	120.68	1,097.94
20084	03/17/17	82.0000	16.0000	1,135.68	199.68	1,335.36	74.12	17.33	87.53	54.40	0.00	180.06	921.92
20118	03/31/17	91.0000	8.0000	1,254.24	99.84	1,354.08	79.30	18.55	100.00	59.22	0.00	115.62	981.39
MTD	03/31/17	281.0000	24.0000	3,912.48	299.52	4,212.00	243.16	56.87	312.04	182.32	0.00	416.36	3,001.25
QTD	03/31/17	674.0000	48.0000	9,422.40	599.04	10,021.44	600.87	140.53	808.24	456.40	0.00	630.64	7,384.76
20155	04/14/17	102.0000	0.0000	1,410.24	0.00	1,410.24	82.78	19.36	108.17	62.38	0.00	141.35	996.20
20188	04/28/17	104.0000	0.0000	1,447.68	0.00	1,447.68	85.11	19.90	113.62	64.49	0.00	142.47	1,022.09
MTD	04/30/17	206.0000	0.0000	2,857.92	0.00	2,857.92	167.89	39.26	221.79	126.87	0.00	283.82	2,018.29
20218	05/12/17	116.0000	0.0000	1,672.32	0.00	1,672.32	99.03	23.16	146.30	77.13	0.00	149.21	1,177.49
20253	05/26/17	116.0000	0.0000	1,672.32	0.00	1,672.32	99.04	23.16	146.30	77.13	0.00	149.21	1,177.48
MTD	05/31/17	232.0000	0.0000	3,344.64	0.00	3,344.64	198.07	46.32	292.60	154.26	0.00	298.42	2,354.97
20288	06/09/17	135.0000	0.0000	2,028.00	0.00	2,028.00	116.99	27.36	188.16	93.31	0.00	216.86	1,385.32
20321	06/23/17	133.0000	8.0000	2,040.48	99.84	2,140.32	123.96	29.00	204.50	99.63	0.00	220.23	1,463.00
MTD	06/30/17	268.0000	8.0000	4,068.48	99.84	4,168.32	240.95	56.36	392.66	192.94	0.00	437.09	2,848.32
QTD	06/30/17	706.0000	8.0000	10,271.04	99.84	10,370.88	606.91	141.94	907.05	474.07	0.00	1,019.33	7,221.58
20356	07/07/17	106.0000	0.0000	1,485.12	0.00	1,485.12	83.34	19.49	109.17	62.77	0.00	200.57	1,009.78
20394	07/21/17	89.0000	16.0000	1,266.72	199.68	1,466.40	82.73	19.34	107.80	62.24	0.00	175.97	1,018.32

**Southern Water and Sewer District
Employee Check Record**

All Bank Accounts

January 1, 2017 - December 31, 2017

Check #	Date	Hours		Earnings			Withholding Taxes					Deductions	Net Pay
		Regular	Premium	Regular	Premium	Gross	FICA-SS	FICA-MED	Federal W/H	State W/H	Local W/H	Amount	
MTD	07/31/17	195.0000	16.0000	2,751.84	199.68	2,951.52	166.07	38.83	216.97	125.01	0.00	376.54	2,028.10
20429	08/04/17	107.0000	0.0000	1,503.84	0.00	1,503.84	85.06	19.90	113.24	64.34	0.00	177.10	1,044.20
20461	08/18/17	103.0000	0.0000	1,428.96	0.00	1,428.96	80.41	18.80	102.35	60.13	0.00	174.85	992.42
MTD	08/31/17	210.0000	0.0000	2,932.80	0.00	2,932.80	165.47	38.70	215.59	124.47	0.00	351.95	2,036.62
20497	09/01/17	96.0000	8.0000	1,347.84	99.84	1,447.68	81.58	19.08	111.59	63.70	0.00	131.98	1,039.75
20529	09/15/17	130.0000	0.0000	1,934.40	0.00	1,934.40	111.75	26.14	184.59	91.93	0.00	131.98	1,388.01
20561	09/29/17	92.0000	0.0000	1,223.04	0.00	1,223.04	67.64	15.82	77.89	50.67	0.00	131.98	879.04
MTD	09/30/17	318.0000	8.0000	4,505.28	99.84	4,605.12	260.97	61.04	374.07	206.30	0.00	395.94	3,306.80
QTD	09/30/17	723.0000	24.0000	10,189.92	299.52	10,489.44	592.51	138.57	806.63	455.78	0.00	1,124.43	7,371.52
20594	10/13/17	8.0000	72.0000	99.84	898.56	998.40	53.72	12.56	53.37	37.64	0.00	131.98	709.13
20624	10/27/17	83.0000	0.0000	1,054.56	0.00	1,054.56	57.20	13.38	58.99	40.90	0.00	131.98	752.11
MTD	10/31/17	91.0000	72.0000	1,154.40	898.56	2,052.96	110.92	25.94	112.36	78.54	0.00	263.96	1,461.24
20662	11/10/17	80.0000	0.0000	998.40	0.00	998.40	53.72	12.56	53.37	37.64	0.00	131.98	709.13
20697	11/22/17	96.0000	0.0000	1,297.92	0.00	1,297.92	72.29	16.91	89.12	55.02	0.00	131.98	932.60
MTD	11/30/17	176.0000	0.0000	2,296.32	0.00	2,296.32	126.01	29.47	142.49	92.66	0.00	263.96	1,641.73
20729	12/08/17	73.0000	0.0000	917.28	0.00	917.28	48.69	11.38	45.26	32.94	0.00	131.98	647.03
20763	12/22/17	40.0000	40.0000	499.20	499.20	998.40	53.71	12.57	53.37	37.64	0.00	131.98	709.13
MTD	12/31/17	113.0000	40.0000	1,416.48	499.20	1,915.68	102.40	23.95	98.63	70.58	0.00	263.96	1,356.16
QTD	12/31/17	380.0000	112.0000	4,867.20	1,397.76	6,264.96	339.33	79.36	353.48	241.78	0.00	791.88	4,459.13
YTD	12/31/17	2,483.0000	192.0000	34,750.56	2,396.16	37,146.72	2,139.62	500.40	2,875.40	1,628.03	0.00	3,566.28	26,436.99
D41													
14606	01/06/17	80.0000	0.0000	920.00	0.00	920.00	56.21	13.15	95.13	36.24	0.00	77.79	641.48
14641	01/20/17	87.0000	0.0000	1,119.18	0.00	1,119.18	68.56	16.03	122.92	46.98	0.00	91.73	772.96
MTD	01/31/17	167.0000	0.0000	2,039.18	0.00	2,039.18	124.77	29.18	218.05	83.22	0.00	169.52	1,414.44
14669	02/03/17	84.0000	8.0000	1,076.40	95.68	1,172.08	71.84	16.80	130.29	49.84	0.00	95.44	807.87

**Southern Water and Sewer District
Employee Check Record**

All Bank Accounts
January 1, 2017 - December 31, 2017

Check #	Date	Hours		Earnings			Withholding Taxes					Deductions	Net Pay
		Regular	Premium	Regular	Premium	Gross	FICA-SS	FICA-MED	Federal W/H	State W/H	Local W/H	Amount	
20014	02/17/17	82.0000	0.0000	992.68	0.00	992.68	60.71	14.20	105.27	40.16	0.00	82.88	689.46
MTD	02/28/17	166.0000	8.0000	2,069.08	95.68	2,164.76	132.55	31.00	235.56	90.00	0.00	178.32	1,497.33
20052	03/03/17	80.0000	0.0000	956.80	0.00	956.80	56.01	13.10	94.26	35.90	0.00	120.37	637.16
20085	03/17/17	83.0000	0.0000	1,010.62	0.00	1,010.62	56.87	13.30	95.77	36.49	0.00	164.13	644.06
20119	03/31/17	70.0000	16.0000	873.08	191.36	1,064.44	62.69	14.66	109.28	41.71	0.00	127.90	708.20
MTD	03/31/17	233.0000	16.0000	2,840.50	191.36	3,031.86	175.57	41.06	299.31	114.10	0.00	412.40	1,989.42
QTD	03/31/17	566.0000	24.0000	6,948.76	287.04	7,235.80	432.89	101.24	752.92	287.32	0.00	760.24	4,901.19
20156	04/14/17	80.0000	0.0000	956.80	0.00	956.80	56.01	13.10	94.26	35.90	0.00	120.37	637.16
20189	04/28/17	80.0000	0.0000	956.80	0.00	956.80	56.01	13.10	94.26	35.90	0.00	120.37	637.16
MTD	04/30/17	160.0000	0.0000	1,913.60	0.00	1,913.60	112.02	26.20	188.52	71.80	0.00	240.74	1,274.32
20219	05/12/17	80.0000	0.0000	956.80	0.00	956.80	56.01	13.10	94.26	35.90	0.00	120.37	637.16
20254	05/26/17	80.0000	0.0000	956.80	0.00	956.80	56.01	13.10	94.26	35.90	0.00	120.37	637.16
MTD	05/31/17	160.0000	0.0000	1,913.60	0.00	1,913.60	112.02	26.20	188.52	71.80	0.00	240.74	1,274.32
20289	06/09/17	72.0000	8.0000	861.12	95.68	956.80	56.02	13.10	94.26	35.90	0.00	120.37	637.15
20322	06/23/17	82.0000	0.0000	992.68	0.00	992.68	58.23	13.62	99.27	37.84	0.00	122.88	660.84
MTD	06/30/17	154.0000	8.0000	1,853.80	95.68	1,949.48	114.25	26.72	193.53	73.74	0.00	243.25	1,297.99
QTD	06/30/17	474.0000	8.0000	5,681.00	95.68	5,776.68	338.29	79.12	570.57	217.34	0.00	724.73	3,846.63
20357	07/07/17	86.0000	0.0000	1,064.44	0.00	1,064.44	62.69	14.66	109.28	41.71	0.00	127.90	708.20
20395	07/21/17	98.0000	0.0000	1,279.72	0.00	1,279.72	76.24	17.83	139.82	53.52	0.00	139.58	852.73
MTD	07/31/17	184.0000	0.0000	2,344.16	0.00	2,344.16	138.93	32.49	249.10	95.23	0.00	267.48	1,560.93
20430	08/04/17	82.0000	0.0000	992.68	0.00	992.68	58.45	13.67	99.78	38.04	0.00	119.49	663.25
20462	08/18/17	84.0000	0.0000	1,028.56	0.00	1,028.56	60.67	14.19	104.78	39.97	0.00	122.00	686.95
MTD	08/31/17	166.0000	0.0000	2,021.24	0.00	2,021.24	119.12	27.86	204.56	78.01	0.00	241.49	1,350.20
20498	09/01/17	93.0000	0.0000	1,190.02	0.00	1,190.02	70.68	16.53	127.31	48.68	0.00	133.30	793.52
20530	09/15/17	64.0000	16.0000	765.44	191.36	956.80	56.22	13.14	94.77	36.10	0.00	116.98	639.59

**Southern Water and Sewer District
Employee Check Record**

All Bank Accounts
January 1, 2017 - December 31, 2017

Check #	Date	Hours		Earnings		Gross	Withholding Taxes					Deductions	Net Pay
		Regular	Premium	Regular	Premium		FICA-SS	FICA-MED	Federal W/H	State W/H	Local W/H	Amount	
20562	09/29/17	56.0000	24.0000	669.76	287.04	956.80	56.22	13.15	94.77	36.10	0.00	116.98	639.58
MTD	09/30/17	213.0000	40.0000	2,625.22	478.40	3,103.62	183.12	42.82	316.85	120.88	0.00	367.26	2,072.69
QTD	09/30/17	563.0000	40.0000	6,990.62	478.40	7,469.02	441.17	103.17	770.51	294.12	0.00	876.23	4,983.82
20595	10/13/17	80.0000	0.0000	956.80	0.00	956.80	56.22	13.15	94.77	36.10	0.00	116.98	639.58
20625	10/27/17	72.0000	8.0000	861.12	95.68	956.80	56.22	13.15	94.77	36.10	0.00	116.98	639.58
MTD	10/31/17	152.0000	8.0000	1,817.92	95.68	1,913.60	112.44	26.30	189.54	72.20	0.00	233.96	1,279.16
20663	11/10/17	56.0000	24.0000	669.76	287.04	956.80	56.23	13.15	94.77	36.10	0.00	116.98	639.57
20698	11/22/17	72.0000	8.0000	861.12	95.68	956.80	56.22	13.15	94.77	36.10	0.00	116.98	639.58
MTD	11/30/17	128.0000	32.0000	1,530.88	382.72	1,913.60	112.45	26.30	189.54	72.20	0.00	233.96	1,279.15
20730	12/08/17	64.0000	16.0000	765.44	191.36	956.80	56.22	13.15	94.77	36.10	0.00	116.98	639.58
20764	12/22/17	40.0000	40.0000	478.40	478.40	956.80	56.22	13.15	94.77	36.10	0.00	116.98	639.58
MTD	12/31/17	104.0000	56.0000	1,243.84	669.76	1,913.60	112.44	26.30	189.54	72.20	0.00	233.96	1,279.16
QTD	12/31/17	384.0000	96.0000	4,592.64	1,148.16	5,740.80	337.33	78.90	568.62	216.60	0.00	701.88	3,837.47
YTD	12/31/17	1,987.0000	168.0000	24,213.02	2,009.28	26,222.30	1,549.68	362.43	2,662.62	1,015.38	0.00	3,063.08	17,569.11
D44													
14607	01/06/17	80.0000	0.0000	840.00	0.00	840.00	50.84	11.89	88.02	33.49	0.00	45.22	610.54
14642	01/20/17	91.0000	0.0000	1,087.38	0.00	1,087.38	66.18	15.48	124.01	47.41	0.00	52.64	781.66
MTD	01/31/17	171.0000	0.0000	1,927.38	0.00	1,927.38	117.02	27.37	212.03	80.90	0.00	97.86	1,392.20
14670	02/03/17	72.0000	8.0000	786.24	87.36	873.60	52.92	12.37	92.90	35.38	0.00	46.23	633.80
20015	02/17/17	80.0000	0.0000	873.60	0.00	873.60	53.54	12.53	94.41	35.96	0.00	36.21	640.95
MTD	02/28/17	152.0000	8.0000	1,659.84	87.36	1,747.20	106.46	24.90	187.31	71.34	0.00	82.44	1,274.75
20053	03/03/17	80.0000	0.0000	873.60	0.00	873.60	52.61	12.30	92.16	35.09	0.00	51.21	630.23
20086	03/17/17	86.0000	0.0000	971.88	0.00	971.88	57.78	13.51	104.21	39.75	0.00	69.16	687.47
20120	03/31/17	74.0000	8.0000	819.00	87.36	906.36	54.64	12.78	96.92	36.93	0.00	52.19	652.90
MTD	03/31/17	240.0000	8.0000	2,664.48	87.36	2,751.84	165.03	38.59	293.29	111.77	0.00	172.56	1,970.60

**Southern Water and Sewer District
Employee Check Record**

All Bank Accounts
January 1, 2017 - December 31, 2017

Check #	Date	Hours		Earnings			Withholding Taxes					Deductions	Net Pay
		Regular	Premium	Regular	Premium	Gross	FICA-SS	FICA-MED	Federal W/H	State W/H	Local W/H	Amount	
QTD	03/31/17	563.0000	16.0000	6,251.70	174.72	6,426.42	388.51	90.86	692.63	264.01	0.00	352.86	4,637.55
20157	04/14/17	80.0000	0.0000	873.60	0.00	873.60	52.62	12.31	92.16	35.09	0.00	60.20	621.22
20190	04/28/17	72.0000	8.0000	786.24	87.36	873.60	52.61	12.30	92.16	35.09	0.00	60.20	621.24
MTD	04/30/17	152.0000	8.0000	1,659.84	87.36	1,747.20	105.23	24.61	184.32	70.18	0.00	120.40	1,242.46
20220	05/12/17	95.0000	0.0000	1,119.30	0.00	1,119.30	67.85	15.87	127.91	48.91	0.00	67.57	791.19
20255	05/26/17	95.0000	0.0000	1,119.30	0.00	1,119.30	67.84	15.87	127.91	48.91	0.00	67.57	791.20
MTD	05/31/17	190.0000	0.0000	2,238.60	0.00	2,238.60	135.69	31.74	255.82	97.82	0.00	135.14	1,582.39
20290	06/09/17	85.0000	0.0000	955.50	0.00	955.50	57.14	13.36	102.72	39.18	0.00	62.66	680.44
20323	06/23/17	107.0000	0.0000	1,315.86	0.00	1,315.86	79.47	18.59	155.16	59.45	0.00	73.47	929.72
MTD	06/30/17	192.0000	0.0000	2,271.36	0.00	2,271.36	136.61	31.95	257.88	98.63	0.00	136.13	1,610.16
QTD	06/30/17	534.0000	8.0000	6,169.80	87.36	6,257.16	377.53	88.30	698.02	266.63	0.00	391.67	4,435.01
20358	07/07/17	64.0000	16.0000	698.88	174.72	873.60	52.06	12.17	90.81	34.57	0.00	60.20	623.79
20396	07/21/17	80.0000	0.0000	873.60	0.00	873.60	52.61	12.30	92.16	35.09	0.00	58.71	622.73
MTD	07/31/17	144.0000	16.0000	1,572.48	174.72	1,747.20	104.67	24.47	182.97	69.66	0.00	118.91	1,246.52
20431	08/04/17	72.0000	8.0000	786.24	87.36	873.60	52.62	12.31	92.16	35.09	0.00	58.71	622.71
20463	08/18/17	84.0000	0.0000	939.12	0.00	939.12	56.67	13.25	101.69	38.78	0.00	60.67	668.06
MTD	08/31/17	156.0000	8.0000	1,725.36	87.36	1,812.72	109.29	25.56	193.85	73.87	0.00	119.38	1,290.77
20499	09/01/17	80.0000	0.0000	873.60	0.00	873.60	52.61	12.31	92.16	35.09	0.00	58.71	622.72
20531	09/15/17	86.0000	0.0000	971.88	0.00	971.88	58.71	13.73	106.46	40.62	0.00	61.66	690.70
20563	09/29/17	82.0000	0.0000	906.36	0.00	906.36	54.65	12.78	96.92	36.93	0.00	59.69	645.39
MTD	09/30/17	248.0000	0.0000	2,751.84	0.00	2,751.84	165.97	38.82	295.54	112.64	0.00	180.06	1,958.81
QTD	09/30/17	548.0000	24.0000	6,049.68	262.08	6,311.76	379.93	88.85	672.36	256.17	0.00	418.35	4,496.10
20596	10/13/17	80.0000	0.0000	873.60	0.00	873.60	52.61	12.30	92.16	35.09	0.00	58.71	622.73
20626	10/27/17	60.0000	20.0000	655.20	218.40	873.60	52.61	12.31	92.16	35.09	0.00	58.71	622.72

**Southern Water and Sewer District
Employee Check Record**

All Bank Accounts
January 1, 2017 - December 31, 2017

Check #	Date	Hours		Earnings			Withholding Taxes					Deductions	Net Pay
		Regular	Premium	Regular	Premium	Gross	FICA-SS	FICA-MED	Federal W/H	State W/H	Local W/H	Amount	
MTD	10/31/17	140.0000	20.0000	1,528.80	218.40	1,747.20	105.22	24.61	184.32	70.18	0.00	117.42	1,245.45
20664	11/10/17	80.0000	0.0000	873.60	0.00	873.60	52.61	12.30	92.16	35.09	0.00	58.71	622.73
20699	11/22/17	56.0000	24.0000	611.52	262.08	873.60	52.62	12.31	92.16	35.09	0.00	58.71	622.71
MTD	11/30/17	136.0000	24.0000	1,485.12	262.08	1,747.20	105.23	24.61	184.32	70.18	0.00	117.42	1,245.44
20731	12/08/17	80.0000	0.0000	873.60	0.00	873.60	52.61	12.30	92.16	35.09	0.00	58.71	622.73
20765	12/22/17	72.0000	8.0000	786.24	87.36	873.60	52.61	12.31	92.16	35.09	0.00	58.71	622.72
MTD	12/31/17	152.0000	8.0000	1,659.84	87.36	1,747.20	105.22	24.61	184.32	70.18	0.00	117.42	1,245.45
QTD	12/31/17	428.0000	52.0000	4,673.76	567.84	5,241.60	315.67	73.83	552.96	210.54	0.00	352.26	3,736.34
YTD	12/31/17	2,073.0000	100.0000	23,144.94	1,092.00	24,236.94	1,461.64	341.84	2,615.97	997.35	0.00	1,515.14	17,305.00
D45													
14608	01/06/17	95.0000	0.0000	1,230.00	0.00	1,230.00	75.64	17.69	91.70	56.01	0.00	46.90	942.06
14643	01/20/17	130.0000	0.0000	1,983.60	0.00	1,983.60	122.36	28.62	201.34	98.41	0.00	69.51	1,463.36
MTD	01/31/17	225.0000	0.0000	3,213.60	0.00	3,213.60	198.00	46.31	293.04	154.42	0.00	116.41	2,405.42
14671	02/03/17	105.0000	0.0000	1,466.40	0.00	1,466.40	90.30	21.12	126.09	69.31	0.00	53.99	1,105.59
20016	02/17/17	116.0000	0.0000	1,672.32	0.00	1,672.32	103.06	24.10	156.05	80.90	0.00	60.17	1,248.04
MTD	02/28/17	221.0000	0.0000	3,138.72	0.00	3,138.72	193.36	45.22	282.14	150.21	0.00	114.16	2,353.63
20054	03/03/17	117.0000	0.0000	1,691.04	0.00	1,691.04	101.75	23.79	152.78	79.63	0.00	100.73	1,232.36
20087	03/17/17	110.0000	0.0000	1,560.00	0.00	1,560.00	91.14	21.32	127.71	69.94	0.00	136.80	1,113.09
20121	03/31/17	109.0000	0.0000	1,541.28	0.00	1,541.28	92.46	21.62	130.99	71.20	0.00	96.24	1,128.77
MTD	03/31/17	336.0000	0.0000	4,792.32	0.00	4,792.32	285.35	66.73	411.48	220.77	0.00	333.77	3,474.22
QTD	03/31/17	782.0000	0.0000	11,144.64	0.00	11,144.64	676.71	158.26	986.66	525.40	0.00	564.34	8,233.27
20158	04/14/17	104.0000	8.0000	1,497.60	99.84	1,597.44	95.94	22.44	139.16	74.36	0.00	132.64	1,132.90
20191	04/28/17	112.0000	0.0000	1,597.44	0.00	1,597.44	95.94	22.44	139.16	74.36	0.00	132.64	1,132.90
YTD	04/30/17	216.0000	8.0000	3,095.04	99.84	3,194.88	191.88	44.88	278.32	148.72	0.00	265.28	2,265.80
20221	05/12/17	127.0000	0.0000	1,878.24	0.00	1,878.24	113.35	26.51	180.01	90.16	0.00	141.07	1,327.14

**Southern Water and Sewer District
Employee Check Record**

All Bank Accounts
January 1, 2017 - December 31, 2017

Check #	Date	Hours		Earnings			Withholding Taxes					Deductions	Net Pay
		Regular	Premium	Regular	Premium	Gross	FICA-SS	FICA-MED	Federal W/H	State W/H	Local W/H	Amount	
20256	05/26/17	127.0000	0.0000	1,878.24	0.00	1,878.24	113.35	26.51	180.01	90.16	0.00	141.07	1,327.14
MTD	05/31/17	254.0000	0.0000	3,756.48	0.00	3,756.48	226.70	53.02	360.02	180.32	0.00	282.14	2,654.28
20291	06/09/17	135.0000	0.0000	2,028.00	0.00	2,028.00	119.74	28.00	194.79	95.87	0.00	183.32	1,406.28
20324	06/23/17	142.0000	0.0000	2,159.04	0.00	2,159.04	127.86	29.90	213.86	103.25	0.00	187.25	1,496.92
MTD	06/30/17	277.0000	0.0000	4,187.04	0.00	4,187.04	247.60	57.90	408.65	199.12	0.00	370.57	2,903.20
QTD	06/30/17	747.0000	8.0000	11,038.56	99.84	11,138.40	666.18	155.80	1,046.99	528.16	0.00	917.99	7,823.28
20359	07/07/17	102.0000	0.0000	1,410.24	0.00	1,410.24	81.44	19.05	104.91	61.12	0.00	164.79	978.93
20397	07/21/17	80.0000	32.0000	1,198.08	399.36	1,597.44	95.65	22.37	138.47	74.10	0.00	125.65	1,141.20
MTD	07/31/17	182.0000	32.0000	2,608.32	399.36	3,007.68	177.09	41.42	243.38	135.22	0.00	290.44	2,120.13
20432	08/04/17	117.0000	0.0000	1,691.04	0.00	1,691.04	101.46	23.73	152.09	79.36	0.00	128.46	1,205.94
20464	08/18/17	113.0000	0.0000	1,616.16	0.00	1,616.16	96.82	22.64	141.19	75.15	0.00	126.21	1,154.15
MTD	08/31/17	230.0000	0.0000	3,307.20	0.00	3,307.20	198.28	46.37	293.28	154.51	0.00	254.67	2,360.09
20500	09/01/17	107.0000	8.0000	1,553.76	99.84	1,653.60	99.14	23.19	146.64	77.26	0.00	127.34	1,180.03
20532	09/15/17	130.0000	8.0000	1,984.32	99.84	2,084.16	125.83	29.43	209.29	101.48	0.00	140.25	1,477.88
20564	09/29/17	102.0000	0.0000	1,410.24	0.00	1,410.24	84.05	19.65	111.23	63.56	0.00	120.04	1,011.71
MTD	09/30/17	339.0000	16.0000	4,948.32	199.68	5,148.00	309.02	72.27	467.16	242.30	0.00	387.63	3,669.62
QTD	09/30/17	751.0000	48.0000	10,863.84	599.04	11,462.88	684.39	160.06	1,003.82	532.03	0.00	932.74	8,149.84
20597	10/13/17	90.0000	0.0000	1,185.60	0.00	1,185.60	70.12	16.40	78.55	50.93	0.00	113.30	856.30
20627	10/27/17	90.0000	0.0000	1,185.60	0.00	1,185.60	70.12	16.40	78.55	50.93	0.00	113.30	856.30
MTD	10/31/17	180.0000	0.0000	2,371.20	0.00	2,371.20	140.24	32.80	157.10	101.86	0.00	226.60	1,712.60
20665	11/10/17	50.0000	40.0000	686.40	499.20	1,185.60	70.13	16.40	78.55	50.93	0.00	113.30	856.29
20700	11/22/17	90.0000	0.0000	1,185.60	0.00	1,185.60	70.12	16.40	78.55	50.93	0.00	113.30	856.30
MTD	11/30/17	140.0000	40.0000	1,872.00	499.20	2,371.20	140.25	32.80	157.10	101.86	0.00	226.60	1,712.59
20732	12/08/17	112.0000	0.0000	1,597.44	0.00	1,597.44	95.65	22.37	138.47	74.10	0.00	125.65	1,141.20
20766	12/22/17	90.0000	0.0000	1,185.60	0.00	1,185.60	70.13	16.40	78.55	50.93	0.00	113.30	856.29

**Southern Water and Sewer District
Employee Check Record**

All Bank Accounts
January 1, 2017 - December 31, 2017

Check #	Date	Hours		Earnings			Withholding Taxes					Deductions	Net Pay
		Regular	Premium	Regular	Premium	Gross	FICA-SS	FICA-MED	Federal W/H	State W/H	Local W/H	Amount	
MTD	12/31/17	202.0000	0.0000	2,783.04	0.00	2,783.04	165.78	38.77	217.02	125.03	0.00	238.95	1,997.49
QTD	12/31/17	522.0000	40.0000	7,026.24	499.20	7,525.44	446.27	104.37	531.22	328.75	0.00	692.15	5,422.68
YTD	12/31/17	2,802.0000	96.0000	40,073.28	1,198.08	41,271.36	2,473.55	578.49	3,568.69	1,914.34	0.00	3,107.22	29,629.07
D48													
14609	01/06/17	88.0000	0.0000	966.00	0.00	966.00	58.65	13.72	27.28	40.58	0.00	49.00	776.77
14644	01/20/17	120.0000	0.0000	1,567.44	0.00	1,567.44	95.94	22.43	139.29	74.41	0.00	67.04	1,168.33
MTD	01/31/17	208.0000	0.0000	2,533.44	0.00	2,533.44	154.59	36.15	166.57	114.99	0.00	116.04	1,945.10
14672	02/03/17	84.0000	0.0000	939.12	0.00	939.12	56.99	13.33	55.82	39.06	0.00	48.19	725.73
20017	02/17/17	99.0000	0.0000	1,184.82	0.00	1,184.82	72.21	16.89	83.62	52.89	0.00	55.56	903.65
MTD	02/28/17	183.0000	0.0000	2,123.94	0.00	2,123.94	129.20	30.22	139.44	91.95	0.00	103.75	1,629.38
20055	03/03/17	95.0000	8.0000	1,162.98	87.36	1,250.34	75.35	17.62	90.90	55.70	0.00	72.53	938.24
20088	03/17/17	92.0000	8.0000	1,113.84	87.36	1,201.20	71.38	16.70	86.91	54.16	0.00	75.02	897.03
20122	03/31/17	99.0000	0.0000	1,184.82	0.00	1,184.82	71.28	16.67	86.70	54.08	0.00	60.02	896.07
MTD	03/31/17	286.0000	16.0000	3,461.64	174.72	3,636.36	218.01	50.99	264.51	163.94	0.00	207.57	2,731.34
QTD	03/31/17	677.0000	16.0000	8,119.02	174.72	8,293.74	501.80	117.36	570.52	370.88	0.00	427.36	6,305.82
20159	04/14/17	104.0000	8.0000	1,310.40	87.36	1,397.76	84.49	19.76	118.64	66.43	0.00	60.02	1,048.42
20192	04/28/17	103.0000	0.0000	1,250.34	0.00	1,250.34	75.35	17.62	96.53	57.88	0.00	60.02	942.94
MTD	04/30/17	207.0000	8.0000	2,560.74	87.36	2,648.10	159.84	37.38	215.17	124.31	0.00	120.04	1,991.36
20222	05/12/17	86.0000	8.0000	1,015.56	87.36	1,102.92	66.21	15.48	74.42	49.33	0.00	60.02	837.46
20257	05/26/17	86.0000	8.0000	1,015.56	87.36	1,102.92	66.21	15.49	74.42	49.33	0.00	60.02	837.45
MTD	05/31/17	172.0000	16.0000	2,031.12	174.72	2,205.84	132.42	30.97	148.84	98.66	0.00	120.04	1,674.91
20292	06/09/17	135.0000	0.0000	1,774.50	0.00	1,774.50	107.85	25.22	175.15	88.28	0.00	315.02	1,062.98
20325	06/23/17	141.0000	0.0000	1,872.78	0.00	1,872.78	113.94	26.65	189.89	93.98	0.00	60.02	1,388.30
MTD	06/30/17	276.0000	0.0000	3,647.28	0.00	3,647.28	221.79	51.87	365.04	182.26	0.00	375.04	2,451.28

**Southern Water and Sewer District
Employee Check Record**

All Bank Accounts
January 1, 2017 - December 31, 2017

Check #	Date	Hours		Earnings			Withholding Taxes					Deductions	Net Pay
		Regular	Premium	Regular	Premium	Gross	FICA-SS	FICA-MED	Federal W/H	State W/H	Local W/H	Amount	
QTD	06/30/17	655.0000	24.0000	8,239.14	262.08	8,501.22	514.05	120.22	729.05	405.23	0.00	615.12	6,117.55
20360	07/07/17	94.0000	8.0000	1,146.60	87.36	1,233.96	74.34	17.38	94.07	56.93	0.00	60.02	931.22
20398	07/21/17	92.0000	0.0000	1,070.16	0.00	1,070.16	63.88	14.94	69.77	47.15	0.00	64.76	809.66
MTD	07/31/17	186.0000	8.0000	2,216.76	87.36	2,304.12	138.22	32.32	163.84	104.08	0.00	124.78	1,740.88
20433	08/04/17	82.0000	8.0000	950.04	87.36	1,037.40	61.85	14.47	66.49	45.25	0.00	64.76	784.58
20465	08/18/17	86.0000	8.0000	1,015.56	87.36	1,102.92	65.92	15.42	73.70	49.05	0.00	64.76	834.07
MTD	08/31/17	168.0000	16.0000	1,965.60	174.72	2,140.32	127.77	29.89	140.19	94.30	0.00	129.52	1,618.65
20501	09/01/17	99.0000	0.0000	1,184.82	0.00	1,184.82	70.99	16.60	85.99	53.80	0.00	64.76	892.68
20533	09/15/17	95.0000	24.0000	1,250.34	262.08	1,512.42	91.31	21.35	135.13	72.81	0.00	64.76	1,127.06
20565	09/29/17	86.0000	0.0000	971.88	0.00	971.88	57.79	13.52	59.94	41.45	0.00	64.76	734.42
MTD	09/30/17	280.0000	24.0000	3,407.04	262.08	3,669.12	220.09	51.47	281.06	168.06	0.00	194.28	2,754.16
QTD	09/30/17	634.0000	48.0000	7,589.40	524.16	8,113.56	486.08	113.68	585.09	366.44	0.00	448.58	6,113.69
20598	10/13/17	80.0000	0.0000	873.60	0.00	873.60	51.70	12.09	50.11	35.75	0.00	64.76	659.19
20628	10/27/17	80.0000	0.0000	873.60	0.00	873.60	51.70	12.09	50.11	35.75	0.00	64.76	659.19
MTD	10/31/17	160.0000	0.0000	1,747.20	0.00	1,747.20	103.40	24.18	100.22	71.50	0.00	129.52	1,318.38
20666	11/10/17	80.0000	0.0000	873.60	0.00	873.60	51.69	12.09	50.11	35.75	0.00	64.76	659.20
20701	11/22/17	72.0000	8.0000	786.24	87.36	873.60	51.70	12.09	50.11	35.75	0.00	64.76	659.19
MTD	11/30/17	152.0000	8.0000	1,659.84	87.36	1,747.20	103.39	24.18	100.22	71.50	0.00	129.52	1,318.39
20733	12/08/17	91.0000	8.0000	1,097.46	87.36	1,184.82	71.00	16.60	85.99	53.80	0.00	64.76	892.67
20767	12/22/17	64.0000	16.0000	698.88	174.72	873.60	51.69	12.09	50.11	35.75	0.00	64.76	659.20
MTD	12/31/17	155.0000	24.0000	1,796.34	262.08	2,058.42	122.69	28.69	136.10	89.55	0.00	129.52	1,551.87
QTD	12/31/17	467.0000	32.0000	5,203.38	349.44	5,552.82	329.48	77.05	336.54	232.55	0.00	388.56	4,188.64
YTD	12/31/17	2,433.0000	120.0000	29,150.94	1,310.40	30,461.34	1,831.41	428.31	2,221.20	1,375.10	0.00	1,879.62	22,725.70
D49													
14610	01/06/17	88.0000	0.0000	966.00	0.00	966.00	58.63	13.71	61.29	42.23	0.00	20.41	769.73

**Southern Water and Sewer District
Employee Check Record**

All Bank Accounts
January 1, 2017 - December 31, 2017

Check #	Date	Hours		Earnings			Withholding Taxes					Deductions	Net Pay
		Regular	Premium	Regular	Premium	Gross	FICA-SS	FICA-MED	Federal W/H	State W/H	Local W/H	Amount	
14645	01/20/17	103.0000	0.0000	1,288.98	0.00	1,288.98	78.65	18.40	104.52	60.97	0.00	20.41	1,006.03
MTD	01/31/17	191.0000	0.0000	2,254.98	0.00	2,254.98	137.28	32.11	165.81	103.20	0.00	40.82	1,775.76
14673	02/03/17	80.0000	8.0000	917.28	87.36	1,004.64	61.02	14.27	65.15	44.48	0.00	20.41	799.31
20018	02/17/17	93.0000	0.0000	1,086.54	0.00	1,086.54	66.10	15.46	74.15	49.23	0.00	20.41	861.19
MTD	02/28/17	173.0000	8.0000	2,003.82	87.36	2,091.18	127.12	29.73	139.30	93.71	0.00	40.82	1,660.50
20056	03/03/17	92.0000	0.0000	1,070.16	0.00	1,070.16	61.05	14.27	65.21	44.51	0.00	85.41	799.71
20089	03/17/17	78.0000	8.0000	884.52	87.36	971.88	50.94	11.92	48.88	35.04	0.00	150.41	674.69
20123	03/31/17	80.0000	0.0000	873.60	0.00	873.60	48.86	11.42	45.55	33.11	0.00	85.41	649.25
MTD	03/31/17	250.0000	8.0000	2,828.28	87.36	2,915.64	160.85	37.61	159.64	112.66	0.00	321.23	2,123.65
QTD	03/31/17	614.0000	16.0000	7,087.08	174.72	7,261.80	425.25	99.45	464.75	309.57	0.00	402.87	5,559.91
20160	04/14/17	87.0000	0.0000	988.26	0.00	988.26	55.98	13.10	57.02	39.76	0.00	129.43	692.97
20193	04/28/17	89.0000	0.0000	1,021.02	0.00	1,021.02	58.01	13.56	60.29	41.66	0.00	129.43	718.07
MTD	04/30/17	176.0000	0.0000	2,009.28	0.00	2,009.28	113.99	26.66	117.31	81.42	0.00	258.86	1,411.04
20223	05/12/17	111.0000	0.0000	1,381.38	0.00	1,381.38	80.35	18.79	108.63	62.56	0.00	129.43	981.62
20258	05/26/17	111.0000	0.0000	1,381.38	0.00	1,381.38	80.35	18.80	108.63	62.56	0.00	129.43	981.61
MTD	05/31/17	222.0000	0.0000	2,762.76	0.00	2,762.76	160.70	37.59	217.26	125.12	0.00	258.86	1,963.23
20293	06/09/17	99.0000	0.0000	1,184.82	0.00	1,184.82	68.16	15.94	79.14	51.16	0.00	107.65	862.77
20326	06/23/17	113.0000	0.0000	1,414.14	0.00	1,414.14	82.38	19.26	113.54	64.46	0.00	107.65	1,026.85
MTD	06/30/17	212.0000	0.0000	2,598.96	0.00	2,598.96	150.54	35.20	192.68	115.62	0.00	215.30	1,889.62
QTD	06/30/17	610.0000	0.0000	7,371.00	0.00	7,371.00	425.23	99.45	527.25	322.16	0.00	733.02	5,263.89
20361	07/07/17	110.0000	0.0000	1,365.00	0.00	1,365.00	79.34	18.56	106.17	61.61	0.00	107.65	991.67
20399	07/21/17	81.0000	16.0000	977.34	174.72	1,152.06	66.13	15.46	74.23	49.26	0.00	85.41	861.57
MTD	07/31/17	191.0000	16.0000	2,342.34	174.72	2,517.06	145.47	34.02	180.40	110.87	0.00	193.06	1,853.24
20434	08/04/17	76.0000	16.0000	895.44	174.72	1,070.16	61.05	14.28	65.21	44.51	0.00	85.41	799.70
20466	08/18/17	95.0000	0.0000	1,119.30	0.00	1,119.30	64.11	14.99	70.12	47.36	0.00	85.41	837.31

**Southern Water and Sewer District
Employee Check Record**

All Bank Accounts
January 1, 2017 - December 31, 2017

Check #	Date	Hours		Earnings			Withholding Taxes					Deductions	Net Pay
		Regular	Premium	Regular	Premium	Gross	FICA-SS	FICA-MED	Federal W/H	State W/H	Local W/H	Amount	
MTD	08/31/17	171.0000	16.0000	2,014.74	174.72	2,189.46	125.16	29.27	135.33	91.87	0.00	170.82	1,637.01
20502	09/01/17	88.0000	0.0000	1,004.64	0.00	1,004.64	56.99	13.33	58.65	40.71	0.00	85.41	749.55
20534	09/15/17	80.0000	24.0000	1,004.64	262.08	1,266.72	73.24	17.13	91.43	55.91	0.00	85.41	943.60
20566	09/29/17	94.0000	0.0000	1,102.92	0.00	1,102.92	63.08	14.76	68.48	46.41	0.00	85.41	824.78
MTD	09/30/17	262.0000	24.0000	3,112.20	262.08	3,374.28	193.31	45.22	218.56	143.03	0.00	256.23	2,517.93
QTD	09/30/17	624.0000	56.0000	7,469.28	611.52	8,080.80	463.94	108.51	534.29	345.77	0.00	620.11	6,008.18
20599	10/13/17	72.0000	8.0000	786.24	87.36	873.60	48.87	11.42	45.55	33.11	0.00	85.41	649.24
20629	10/27/17	82.0000	0.0000	906.36	0.00	906.36	50.90	11.91	48.83	35.01	0.00	85.41	674.30
MTD	10/31/17	154.0000	8.0000	1,692.60	87.36	1,779.96	99.77	23.33	94.38	68.12	0.00	170.82	1,323.54
20667	11/10/17	86.0000	0.0000	971.88	0.00	971.88	54.96	12.85	55.38	38.81	0.00	85.41	724.47
20702	11/22/17	72.0000	8.0000	786.24	87.36	873.60	48.87	11.43	45.55	33.11	0.00	85.41	649.23
MTD	11/30/17	158.0000	8.0000	1,758.12	87.36	1,845.48	103.83	24.28	100.93	71.92	0.00	170.82	1,373.70
20734	12/08/17	92.0000	0.0000	1,070.16	0.00	1,070.16	61.05	14.28	65.21	44.51	0.00	85.41	799.70
20768	12/22/17	80.0000	0.0000	873.60	0.00	873.60	48.87	11.43	45.55	33.11	0.00	85.41	649.23
MTD	12/31/17	172.0000	0.0000	1,943.76	0.00	1,943.76	109.92	25.71	110.76	77.62	0.00	170.82	1,448.93
QTD	12/31/17	484.0000	16.0000	5,394.48	174.72	5,569.20	313.52	73.32	306.07	217.66	0.00	512.46	4,146.17
YTD	12/31/17	2,332.0000	88.0000	27,321.84	960.96	28,282.80	1,627.94	380.73	1,832.36	1,195.16	0.00	2,268.46	20,978.15
D50													
14611	01/06/17	102.0000	0.0000	1,186.50	0.00	1,186.50	70.38	16.46	33.52	53.23	0.00	51.31	961.60
14646	01/20/17	103.0000	0.0000	1,297.80	0.00	1,297.80	77.28	18.07	44.65	59.69	0.00	51.31	1,046.80
MTD	01/31/17	205.0000	0.0000	2,484.30	0.00	2,484.30	147.66	34.53	78.17	112.92	0.00	102.62	2,008.40
14674	02/03/17	72.0000	8.0000	786.24	87.36	873.60	50.99	11.93	2.23	35.08	0.00	51.31	722.06
20019	02/17/17	89.0000	0.0000	1,021.02	0.00	1,021.02	60.12	14.06	16.97	43.63	0.00	51.31	834.93
MTD	02/28/17	161.0000	8.0000	1,807.26	87.36	1,894.62	111.11	25.99	19.20	78.71	0.00	102.62	1,556.99

**Southern Water and Sewer District
Employee Check Record**

All Bank Accounts
January 1, 2017 - December 31, 2017

Check #	Date	Hours		Earnings			Withholding Taxes					Deductions	Net Pay
		Regular	Premium	Regular	Premium	Gross	FICA-SS	FICA-MED	Federal W/H	State W/H	Local W/H	Amount	
20057	03/03/17	89.0000	0.0000	1,021.02	0.00	1,021.02	59.19	13.84	15.47	42.76	0.00	66.31	823.45
20090	03/17/17	90.0000	0.0000	1,037.40	0.00	1,037.40	59.28	13.86	15.61	42.84	0.00	81.31	824.50
20124	03/31/17	85.0000	0.0000	955.50	0.00	955.50	55.13	12.90	8.92	38.96	0.00	66.31	773.28
MTD	03/31/17	264.0000	0.0000	3,013.92	0.00	3,013.92	173.60	40.60	40.00	124.56	0.00	213.93	2,421.23
QTD	03/31/17	630.0000	8.0000	7,305.48	87.36	7,392.84	432.37	101.12	137.37	316.19	0.00	419.17	5,986.62
20161	04/14/17	94.0000	0.0000	1,102.92	0.00	1,102.92	64.27	15.03	23.66	47.51	0.00	82.86	869.59
20194	04/28/17	80.0000	0.0000	873.60	0.00	873.60	50.05	11.70	0.73	34.21	0.00	82.86	694.05
MTD	04/30/17	174.0000	0.0000	1,976.52	0.00	1,976.52	114.32	26.73	24.39	81.72	0.00	165.72	1,563.64
20224	05/12/17	95.0000	0.0000	1,119.30	0.00	1,119.30	65.28	15.27	25.30	48.46	0.00	227.86	737.13
20259	05/26/17	83.0000	0.0000	922.74	0.00	922.74	53.10	12.42	5.64	37.06	0.00	82.86	731.66
MTD	05/31/17	178.0000	0.0000	2,042.04	0.00	2,042.04	118.38	27.69	30.94	85.52	0.00	310.72	1,468.79
20294	06/09/17	122.0000	8.0000	1,605.24	87.36	1,692.60	100.06	23.40	86.21	80.99	0.00	272.66	1,129.28
20327	06/23/17	90.0000	0.0000	1,037.40	0.00	1,037.40	59.44	13.90	15.86	42.99	0.00	112.66	792.55
MTD	06/30/17	212.0000	8.0000	2,642.64	87.36	2,730.00	159.50	37.30	102.07	123.98	0.00	385.32	1,921.83
QTD	06/30/17	564.0000	8.0000	6,661.20	87.36	6,748.56	392.20	91.72	157.40	291.22	0.00	861.76	4,954.26
20362	07/07/17	94.0000	0.0000	1,102.92	0.00	1,102.92	63.49	14.85	22.42	46.79	0.00	112.66	842.71
20400	07/21/17	113.0000	0.0000	1,414.14	0.00	1,414.14	83.78	19.60	55.13	65.76	0.00	92.69	1,097.18
MTD	07/31/17	207.0000	0.0000	2,517.06	0.00	2,517.06	147.27	34.45	77.55	112.55	0.00	205.35	1,939.89
20435	08/04/17	35.0000	48.0000	398.58	524.16	922.74	53.31	12.46	5.99	37.26	0.00	92.69	721.03
20467	08/18/17	86.0000	0.0000	971.88	0.00	971.88	56.36	13.18	10.90	40.11	0.00	92.69	758.64
MTD	08/31/17	121.0000	48.0000	1,370.46	524.16	1,894.62	109.67	25.64	16.89	77.37	0.00	185.38	1,479.67
20503	09/01/17	76.0000	8.0000	851.76	87.36	939.12	54.33	12.71	7.62	38.21	0.00	92.69	733.56
20535	09/15/17	98.0000	8.0000	1,212.12	87.36	1,299.48	76.66	17.93	43.66	59.11	0.00	92.69	1,009.43
20567	09/29/17	83.0000	0.0000	922.74	0.00	922.74	53.31	12.47	5.99	37.26	0.00	92.69	721.02
MTD	09/30/17	257.0000	16.0000	2,986.62	174.72	3,161.34	184.30	43.11	57.27	134.58	0.00	278.07	2,464.01

**Southern Water and Sewer District
Employee Check Record**

All Bank Accounts
January 1, 2017 - December 31, 2017

Check #	Date	Hours		Earnings			Withholding Taxes					Deductions	Net Pay
		Regular	Premium	Regular	Premium	Gross	FICA-SS	FICA-MED	Federal W/H	State W/H	Local W/H	Amount	
QTD	09/30/17	585.0000	64.0000	6,874.14	698.88	7,573.02	441.24	103.20	151.71	324.50	0.00	668.80	5,883.57
20600	10/13/17	56.0000	24.0000	611.52	262.08	873.60	50.27	11.75	1.07	34.41	0.00	92.69	683.41
20630	10/27/17	80.0000	0.0000	873.60	0.00	873.60	50.26	11.76	1.07	34.41	0.00	92.69	683.41
MTD	10/31/17	136.0000	24.0000	1,485.12	262.08	1,747.20	100.53	23.51	2.14	68.82	0.00	185.38	1,366.82
20668	11/10/17	80.0000	0.0000	873.60	0.00	873.60	50.27	11.75	1.07	34.41	0.00	92.69	683.41
20703	11/22/17	80.0000	0.0000	873.60	0.00	873.60	50.26	11.76	1.07	34.41	0.00	92.69	683.41
MTD	11/30/17	160.0000	0.0000	1,747.20	0.00	1,747.20	100.53	23.51	2.14	68.82	0.00	185.38	1,366.82
20735	12/08/17	96.0000	0.0000	1,135.68	0.00	1,135.68	66.51	15.55	27.28	49.61	0.00	92.69	884.04
20769	12/22/17	72.0000	8.0000	786.24	87.36	873.60	50.27	11.76	1.07	34.41	0.00	92.69	683.40
MTD	12/31/17	168.0000	8.0000	1,921.92	87.36	2,009.28	116.78	27.31	28.35	84.02	0.00	185.38	1,567.44
QTD	12/31/17	464.0000	32.0000	5,154.24	349.44	5,503.68	317.84	74.33	32.63	221.66	0.00	556.14	4,301.08
YTD	12/31/17	2,243.0000	112.0000	25,995.06	1,223.04	27,218.10	1,583.65	370.37	479.11	1,153.57	0.00	2,505.87	21,125.53
P14													
14626	01/06/17	108.0000	0.0000	1,220.00	0.00	1,220.00	75.64	17.69	128.43	58.15	0.00	25.00	915.09
14653	01/20/17	117.0000	0.0000	1,458.00	0.00	1,458.00	90.40	21.14	164.13	71.95	0.00	25.00	1,085.38
MTD	01/31/17	225.0000	0.0000	2,678.00	0.00	2,678.00	166.04	38.83	292.56	130.10	0.00	50.00	2,000.47
14681	02/03/17	96.0000	0.0000	1,081.60	0.00	1,081.60	67.06	15.68	107.67	50.12	0.00	25.00	816.07
20026	02/17/17	86.0000	0.0000	925.60	0.00	925.60	55.83	13.06	80.52	39.63	0.00	50.00	686.56
MTD	02/28/17	182.0000	0.0000	2,007.20	0.00	2,007.20	122.89	28.74	188.19	89.75	0.00	75.00	1,502.63
20064	03/03/17	119.0000	0.0000	1,440.40	0.00	1,440.40	87.76	20.53	157.74	69.48	0.00	50.00	1,054.89
20097	03/17/17	88.5000	0.0000	964.60	0.00	964.60	58.25	13.62	86.37	41.89	0.00	50.00	714.47
20134	03/31/17	83.0000	0.0000	878.80	0.00	878.80	52.94	12.38	73.50	36.91	0.00	50.00	653.07
MTD	03/31/17	290.5000	0.0000	3,283.80	0.00	3,283.80	198.95	46.53	317.61	148.28	0.00	150.00	2,422.43
QTD	03/31/17	697.5000	0.0000	7,969.00	0.00	7,969.00	487.88	114.10	798.36	368.13	0.00	275.00	5,925.53
20168	04/14/17	88.0000	0.0000	956.80	0.00	956.80	57.77	13.51	85.20	41.44	0.00	50.00	708.88


**Southern Water and Sewer District
Employee Check Record**

All Bank Accounts
January 1, 2017 - December 31, 2017

Check #	Date	Hours		Earnings		Gross	Withholding Taxes				Deductions	Net Pay	
		Regular	Premium	Regular	Premium		FICA-SS	FICA-MED	Federal W/H	State W/H	Local W/H		Amount
20201	04/28/17	84.0000	0.0000	894.40	0.00	894.40	53.90	12.61	75.84	37.82	0.00	50.00	664.23
MTD	04/30/17	172.0000	0.0000	1,851.20	0.00	1,851.20	111.67	26.12	161.04	79.26	0.00	100.00	1,373.11
20231	05/12/17	103.5400	0.0000	1,271.56	0.00	1,271.56	77.29	18.07	132.42	59.69	0.00	50.00	934.09
20266	05/26/17	109.0000	0.0000	1,407.90	0.00	1,407.90	85.74	20.06	152.87	67.60	0.00	50.00	1,031.63
MTD	05/31/17	212.5400	0.0000	2,679.46	0.00	2,679.46	163.03	38.13	285.29	127.29	0.00	100.00	1,965.72
20305	06/09/17	108.0000	0.0000	1,390.80	0.00	1,390.80	84.68	19.80	150.30	66.61	0.00	55.12	1,014.29
20334	06/23/17	98.0000	0.0000	1,219.80	0.00	1,219.80	74.08	17.32	124.65	56.69	0.00	55.12	891.94
MTD	06/30/17	206.0000	0.0000	2,610.60	0.00	2,610.60	158.76	37.12	274.95	123.30	0.00	110.24	1,906.23
QTD	06/30/17	590.5400	0.0000	7,141.26	0.00	7,141.26	433.46	101.37	721.28	329.85	0.00	310.24	5,245.06
20369	07/07/17	103.0000	0.0000	1,305.30	0.00	1,305.30	79.37	18.57	137.48	61.65	0.00	55.12	953.11
20407	07/21/17	79.0000	16.0000	986.10	182.40	1,168.50	70.90	16.58	116.96	53.71	0.00	55.12	855.23
MTD	07/31/17	182.0000	16.0000	2,291.40	182.40	2,473.80	150.27	35.15	254.44	115.36	0.00	110.24	1,808.34
20442	08/04/17	84.0000	0.0000	980.40	0.00	980.40	59.24	13.85	88.74	42.80	0.00	55.12	720.65
20474	08/18/17	88.0000	0.0000	1,048.80	0.00	1,048.80	63.47	14.85	99.00	46.77	0.00	55.12	769.59
MTD	08/31/17	172.0000	0.0000	2,029.20	0.00	2,029.20	122.71	28.70	187.74	89.57	0.00	110.24	1,490.24
20510	09/01/17	82.0000	5.0000	974.70	57.00	1,031.70	62.42	14.59	96.44	45.78	0.00	55.12	757.35
20542	09/15/17	88.0000	0.0000	1,048.80	0.00	1,048.80	63.47	14.85	99.00	46.77	0.00	55.12	769.59
20574	09/29/17	86.0000	0.0000	1,014.60	0.00	1,014.60	61.36	14.35	93.87	44.79	0.00	55.12	745.11
MTD	09/30/17	256.0000	5.0000	3,038.10	57.00	3,095.10	187.25	43.79	289.31	137.34	0.00	165.36	2,272.05
QTD	09/30/17	610.0000	21.0000	7,358.70	239.40	7,598.10	460.23	107.64	731.49	342.27	0.00	385.84	5,570.63
20607	10/13/17	104.0000	0.0000	1,322.40	0.00	1,322.40	80.44	18.81	140.04	62.64	0.00	55.12	965.35
20637	10/27/17	82.0000	0.0000	946.20	0.00	946.20	57.11	13.36	83.61	40.82	0.00	55.12	696.18
MTD	10/31/17	186.0000	0.0000	2,268.60	0.00	2,268.60	137.55	32.17	223.65	103.46	0.00	110.24	1,661.53
20675	11/10/17	93.0000	0.0000	1,134.30	0.00	1,134.30	68.78	16.08	111.83	51.73	0.00	55.12	830.76
20710	11/22/17	106.0000	0.0000	1,356.60	0.00	1,356.60	82.56	19.31	145.17	64.62	0.00	55.12	989.82

**Southern Water and Sewer District
Employee Check Record**

All Bank Accounts
January 1, 2017 - December 31, 2017

Check #	Date	Hours		Earnings			Withholding Taxes					Deductions	Net Pay
		Regular	Premium	Regular	Premium	Gross	FICA-SS	FICA-MED	Federal W/H	State W/H	Local W/H	Amount	
MTD	11/30/17	199.0000	0.0000	2,490.90	0.00	2,490.90	151.34	35.39	257.00	116.35	0.00	110.24	1,820.58
20742	12/08/17	120.0000	0.0000	1,596.00	0.00	1,596.00	97.40	22.78	181.08	78.51	0.00	55.12	1,161.11
20776	12/22/17	91.0000	0.0000	1,100.10	0.00	1,100.10	66.66	15.59	106.70	49.75	0.00	55.12	806.28
MTD	12/31/17	211.0000	0.0000	2,696.10	0.00	2,696.10	164.06	38.37	287.78	128.26	0.00	110.24	1,967.39
QTD	12/31/17	596.0000	0.0000	7,455.60	0.00	7,455.60	452.95	105.93	768.43	348.07	0.00	330.72	5,449.50
YTD	12/31/17	2,494.0400	21.0000	29,924.56	239.40	30,163.96	1,834.52	429.04	3,019.56	1,388.32	0.00	1,301.80	22,190.72
A11													
14618	01/06/17	0.0000	0.0000	500.00	0.00	500.00	31.00	7.25	30.83	6.30	0.00	0.00	424.62
MTD	01/31/17	0.0000	0.0000	500.00	0.00	500.00	31.00	7.25	30.83	6.30	0.00	0.00	424.62
14684	02/03/17	0.0000	0.0000	500.00	0.00	500.00	31.00	7.25	30.83	6.30	0.00	0.00	424.62
MTD	02/28/17	0.0000	0.0000	500.00	0.00	500.00	31.00	7.25	30.83	6.30	0.00	0.00	424.62
20037	03/03/17	0.0000	0.0000	500.00	0.00	500.00	31.00	7.25	30.83	6.30	0.00	0.00	424.62
MTD	03/31/17	0.0000	0.0000	500.00	0.00	500.00	31.00	7.25	30.83	6.30	0.00	0.00	424.62
QTD	03/31/17	0.0000	0.0000	1,500.00	0.00	1,500.00	93.00	21.75	92.49	18.90	0.00	0.00	1,273.86
20141	04/14/17	0.0000	0.0000	500.00	0.00	500.00	31.00	7.25	30.83	6.30	0.00	0.00	424.62
MTD	04/30/17	0.0000	0.0000	500.00	0.00	500.00	31.00	7.25	30.83	6.30	0.00	0.00	424.62
20234	05/13/17	0.0000	0.0000	500.00	0.00	500.00	31.00	7.25	30.83	6.30	0.00	0.00	424.62
MTD	05/31/17	0.0000	0.0000	500.00	0.00	500.00	31.00	7.25	30.83	6.30	0.00	0.00	424.62
20274	06/09/17	0.0000	0.0000	500.00	0.00	500.00	31.00	7.25	30.83	6.30	0.00	0.00	424.62
MTD	06/30/17	0.0000	0.0000	500.00	0.00	500.00	31.00	7.25	30.83	6.30	0.00	0.00	424.62
QTD	06/30/17	0.0000	0.0000	1,500.00	0.00	1,500.00	93.00	21.75	92.49	18.90	0.00	0.00	1,273.86

**Southern Water and Sewer District
Employee Check Record**

All Bank Accounts
January 1, 2017 - December 31, 2017

Check #	Date	Hours		Earnings			Withholding Taxes					Deductions	Net Pay
		Regular	Premium	Regular	Premium	Gross	FICA-SS	FICA-MED	Federal W/H	State W/H	Local W/H	Amount	
20342	07/07/17	0.0000	0.0000	500.00	0.00	500.00	31.00	7.25	30.83	6.30	0.00	0.00	424.62
MTD	07/31/17	0.0000	0.0000	500.00	0.00	500.00	31.00	7.25	30.83	6.30	0.00	0.00	424.62
20415	08/04/17	0.0000	0.0000	500.00	0.00	500.00	31.00	7.25	30.83	6.30	0.00	0.00	424.62
MTD	08/31/17	0.0000	0.0000	500.00	0.00	500.00	31.00	7.25	30.83	6.30	0.00	0.00	424.62
20483	09/01/17	0.0000	0.0000	500.00	0.00	500.00	31.00	7.25	30.83	6.30	0.00	0.00	424.62
MTD	09/30/17	0.0000	0.0000	500.00	0.00	500.00	31.00	7.25	30.83	6.30	0.00	0.00	424.62
QTD	09/30/17	0.0000	0.0000	1,500.00	0.00	1,500.00	93.00	21.75	92.49	18.90	0.00	0.00	1,273.86
20580	10/13/17	0.0000	0.0000	500.00	0.00	500.00	31.00	7.25	30.83	6.30	0.00	0.00	424.62
MTD	10/31/17	0.0000	0.0000	500.00	0.00	500.00	31.00	7.25	30.83	6.30	0.00	0.00	424.62
20648	11/10/17	0.0000	0.0000	500.00	0.00	500.00	31.00	7.25	30.83	6.30	0.00	0.00	424.62
MTD	11/30/17	0.0000	0.0000	500.00	0.00	500.00	31.00	7.25	30.83	6.30	0.00	0.00	424.62
20715	12/08/17	0.0000	0.0000	500.00	0.00	500.00	31.00	7.25	30.83	6.30	0.00	0.00	424.62
MTD	12/31/17	0.0000	0.0000	500.00	0.00	500.00	31.00	7.25	30.83	6.30	0.00	0.00	424.62
QTD	12/31/17	0.0000	0.0000	1,500.00	0.00	1,500.00	93.00	21.75	92.49	18.90	0.00	0.00	1,273.86
YTD	12/31/17	0.0000	0.0000	6,000.00	0.00	6,000.00	372.00	87.00	369.96	75.60	0.00	0.00	5,095.44
A12													
14619	01/06/17	0.0000	0.0000	500.00	0.00	500.00	31.00	7.25	0.00	6.30	0.00	0.00	455.45
MTD	01/31/17	0.0000	0.0000	500.00	0.00	500.00	31.00	7.25	0.00	6.30	0.00	0.00	455.45
14685	02/03/17	0.0000	0.0000	500.00	0.00	500.00	31.00	7.25	0.00	6.30	0.00	0.00	455.45
MTD	02/28/17	0.0000	0.0000	500.00	0.00	500.00	31.00	7.25	0.00	6.30	0.00	0.00	455.45
20038	03/03/17	0.0000	0.0000	500.00	0.00	500.00	31.00	7.25	0.00	6.30	0.00	0.00	455.45

**Southern Water and Sewer District
Employee Check Record**

All Bank Accounts
January 1, 2017 - December 31, 2017

Check #	Date	Hours		Earnings			Withholding Taxes					Deductions	Net Pay
		Regular	Premium	Regular	Premium	Gross	FICA-SS	FICA-MED	Federal W/H	State W/H	Local W/H	Amount	
MTD	03/31/17	0.0000	0.0000	500.00	0.00	500.00	31.00	7.25	0.00	6.30	0.00	0.00	455.45
QTD	03/31/17	0.0000	0.0000	1,500.00	0.00	1,500.00	93.00	21.75	0.00	18.90	0.00	0.00	1,366.35
20142	04/14/17	0.0000	0.0000	500.00	0.00	500.00	31.00	7.25	0.00	6.30	0.00	0.00	455.45
MTD	04/30/17	0.0000	0.0000	500.00	0.00	500.00	31.00	7.25	0.00	6.30	0.00	0.00	455.45
20235	05/13/17	0.0000	0.0000	500.00	0.00	500.00	31.00	7.25	0.00	6.30	0.00	0.00	455.45
MTD	05/31/17	0.0000	0.0000	500.00	0.00	500.00	31.00	7.25	0.00	6.30	0.00	0.00	455.45
20275	06/09/17	0.0000	0.0000	500.00	0.00	500.00	31.00	7.25	0.00	6.30	0.00	0.00	455.45
MTD	06/30/17	0.0000	0.0000	500.00	0.00	500.00	31.00	7.25	0.00	6.30	0.00	0.00	455.45
QTD	06/30/17	0.0000	0.0000	1,500.00	0.00	1,500.00	93.00	21.75	0.00	18.90	0.00	0.00	1,366.35
20343	07/07/17	0.0000	0.0000	500.00	0.00	500.00	31.00	7.25	0.00	6.30	0.00	0.00	455.45
MTD	07/31/17	0.0000	0.0000	500.00	0.00	500.00	31.00	7.25	0.00	6.30	0.00	0.00	455.45
20416	08/04/17	0.0000	0.0000	500.00	0.00	500.00	31.00	7.25	0.00	6.30	0.00	0.00	455.45
MTD	08/31/17	0.0000	0.0000	500.00	0.00	500.00	31.00	7.25	0.00	6.30	0.00	0.00	455.45
20484	09/01/17	0.0000	0.0000	500.00	0.00	500.00	31.00	7.25	0.00	6.30	0.00	0.00	455.45
MTD	09/30/17	0.0000	0.0000	500.00	0.00	500.00	31.00	7.25	0.00	6.30	0.00	0.00	455.45
QTD	09/30/17	0.0000	0.0000	1,500.00	0.00	1,500.00	93.00	21.75	0.00	18.90	0.00	0.00	1,366.35
20581	10/13/17	0.0000	0.0000	500.00	0.00	500.00	31.00	7.25	0.00	6.30	0.00	0.00	455.45
MTD	10/31/17	0.0000	0.0000	500.00	0.00	500.00	31.00	7.25	0.00	6.30	0.00	0.00	455.45
20649	11/10/17	0.0000	0.0000	500.00	0.00	500.00	31.00	7.25	0.00	6.30	0.00	0.00	455.45
MTD	11/30/17	0.0000	0.0000	500.00	0.00	500.00	31.00	7.25	0.00	6.30	0.00	0.00	455.45
20716	12/08/17	0.0000	0.0000	500.00	0.00	500.00	31.00	7.25	0.00	6.30	0.00	0.00	455.45

**Southern Water and Sewer District
Employee Check Record**

All Bank Accounts
January 1, 2017 - December 31, 2017

Check #	Date	Hours		Earnings		Gross	Withholding Taxes				Deductions	Net Pay	
		Regular	Premium	Regular	Premium		FICA-SS	FICA-MED	Federal W/H	State W/H	Local W/H		Amount
MTD	12/31/17	0.0000	0.0000	500.00	0.00	500.00	31.00	7.25	0.00	6.30	0.00	0.00	455.45
QTD	12/31/17	0.0000	0.0000	1,500.00	0.00	1,500.00	93.00	21.75	0.00	18.90	0.00	0.00	1,366.35
YTD	12/31/17	0.0000	0.0000	6,000.00	0.00	6,000.00	372.00	87.00	0.00	75.60	0.00	0.00	5,465.40
A13													
20039	03/03/17	0.0000	0.0000	500.00	0.00	500.00	31.00	7.25	30.83	6.30	0.00	0.00	424.62
MTD	03/31/17	0.0000	0.0000	500.00	0.00	500.00	31.00	7.25	30.83	6.30	0.00	0.00	424.62
QTD	03/31/17	0.0000	0.0000	500.00	0.00	500.00	31.00	7.25	30.83	6.30	0.00	0.00	424.62
20143	04/14/17	0.0000	0.0000	500.00	0.00	500.00	31.00	7.25	30.83	6.30	0.00	0.00	424.62
MTD	04/30/17	0.0000	0.0000	500.00	0.00	500.00	31.00	7.25	30.83	6.30	0.00	0.00	424.62
20236	05/13/17	0.0000	0.0000	500.00	0.00	500.00	31.00	7.25	30.83	6.30	0.00	0.00	424.62
MTD	05/31/17	0.0000	0.0000	500.00	0.00	500.00	31.00	7.25	30.83	6.30	0.00	0.00	424.62
20276	06/09/17	0.0000	0.0000	500.00	0.00	500.00	31.00	7.25	30.83	6.30	0.00	0.00	424.62
MTD	06/30/17	0.0000	0.0000	500.00	0.00	500.00	31.00	7.25	30.83	6.30	0.00	0.00	424.62
QTD	06/30/17	0.0000	0.0000	1,500.00	0.00	1,500.00	93.00	21.75	92.49	18.90	0.00	0.00	1,273.86
20344	07/07/17	0.0000	0.0000	500.00	0.00	500.00	31.00	7.25	30.83	6.30	0.00	0.00	424.62
MTD	07/31/17	0.0000	0.0000	500.00	0.00	500.00	31.00	7.25	30.83	6.30	0.00	0.00	424.62
20417	08/04/17	0.0000	0.0000	500.00	0.00	500.00	31.00	7.25	30.83	6.30	0.00	0.00	424.62
MTD	08/31/17	0.0000	0.0000	500.00	0.00	500.00	31.00	7.25	30.83	6.30	0.00	0.00	424.62
20485	09/01/17	0.0000	0.0000	500.00	0.00	500.00	31.00	7.25	30.83	6.30	0.00	0.00	424.62
MTD	09/30/17	0.0000	0.0000	500.00	0.00	500.00	31.00	7.25	30.83	6.30	0.00	0.00	424.62
QTD	09/30/17	0.0000	0.0000	1,500.00	0.00	1,500.00	93.00	21.75	92.49	18.90	0.00	0.00	1,273.86

**Southern Water and Sewer District
Employee Check Record**

All Bank Accounts
January 1, 2017 - December 31, 2017

Check #	Date	Hours		Earnings			Withholding Taxes					Deductions	Net Pay
		Regular	Premium	Regular	Premium	Gross	FICA-SS	FICA-MED	Federal W/H	State W/H	Local W/H	Amount	
20582	10/13/17	0.0000	0.0000	500.00	0.00	500.00	31.00	7.25	30.83	6.30	0.00	0.00	424.62
MTD	10/31/17	0.0000	0.0000	500.00	0.00	500.00	31.00	7.25	30.83	6.30	0.00	0.00	424.62
20650	11/10/17	0.0000	0.0000	500.00	0.00	500.00	31.00	7.25	30.83	6.30	0.00	0.00	424.62
MTD	11/30/17	0.0000	0.0000	500.00	0.00	500.00	31.00	7.25	30.83	6.30	0.00	0.00	424.62
20717	12/08/17	0.0000	0.0000	500.00	0.00	500.00	31.00	7.25	30.83	6.30	0.00	0.00	424.62
MTD	12/31/17	0.0000	0.0000	500.00	0.00	500.00	31.00	7.25	30.83	6.30	0.00	0.00	424.62
QTD	12/31/17	0.0000	0.0000	1,500.00	0.00	1,500.00	93.00	21.75	92.49	18.90	0.00	0.00	1,273.86
YTD	12/31/17	0.0000	0.0000	5,000.00	0.00	5,000.00	310.00	72.50	308.30	63.00	0.00	0.00	4,246.20
A14													
14595	01/06/17	87.5000	0.0000	1,505.63	0.00	1,505.63	93.35	21.83	183.35	70.35	0.00	85.28	1,051.47
14630	01/20/17	87.0000	0.0000	1,613.21	0.00	1,613.21	100.02	23.39	198.68	76.28	0.00	90.66	1,124.18
MTD	01/31/17	174.5000	0.0000	3,118.84	0.00	3,118.84	193.37	45.22	382.03	146.63	0.00	175.94	2,175.65
14658	02/03/17	88.0000	0.0000	1,578.72	0.00	1,578.72	97.88	22.89	193.77	74.38	0.00	88.94	1,100.86
20003	02/17/17	86.0000	0.0000	1,527.24	0.00	1,527.24	92.70	21.68	181.62	69.68	0.00	118.46	1,043.10
MTD	02/28/17	174.0000	0.0000	3,105.96	0.00	3,105.96	190.58	44.57	375.39	144.06	0.00	207.40	2,143.96
20040	03/03/17	85.0000	0.0000	1,501.50	0.00	1,501.50	91.10	21.31	177.95	68.26	0.00	182.18	960.70
20074	03/17/17	85.5000	0.0000	1,514.37	0.00	1,514.37	91.90	21.49	179.78	68.97	0.00	247.82	904.41
20108	03/31/17	85.5000	0.0000	1,514.37	0.00	1,514.37	91.90	21.50	179.78	68.97	0.00	182.82	969.40
MTD	03/31/17	256.0000	0.0000	4,530.24	0.00	4,530.24	274.90	64.30	537.51	206.20	0.00	612.82	2,834.51
QTD	03/31/17	604.5000	0.0000	10,755.04	0.00	10,755.04	658.85	154.09	1,294.93	496.89	0.00	996.16	7,154.12
20144	04/14/17	78.0000	8.0000	1,389.96	137.28	1,527.24	92.70	21.68	181.62	69.68	0.00	183.46	978.10
20178	04/28/17	77.0000	8.0000	1,364.22	137.28	1,501.50	91.10	21.30	177.95	68.26	0.00	182.18	960.71
MTD	04/30/17	155.0000	16.0000	2,754.18	274.56	3,028.74	183.80	42.98	359.57	137.94	0.00	365.64	1,938.81

**Southern Water and Sewer District
Employee Check Record**

All Bank Accounts
January 1, 2017 - December 31, 2017

Check #	Date	Hours		Earnings			Withholding Taxes					Deductions	Net Pay
		Regular	Premium	Regular	Premium	Gross	FICA-SS	FICA-MED	Federal W/H	State W/H	Local W/H	Amount	
20208	05/12/17	79.5000	8.0000	1,428.57	137.28	1,565.85	95.10	22.24	187.12	71.81	0.00	185.39	1,004.19
20243	05/26/17	79.5000	8.0000	1,428.57	137.28	1,565.85	95.09	22.24	187.12	71.81	0.00	185.39	1,004.20
MTD	05/31/17	159.0000	16.0000	2,857.14	274.56	3,131.70	190.19	44.48	374.24	143.62	0.00	370.78	2,008.39
20277	06/09/17	86.0000	0.0000	1,527.24	0.00	1,527.24	92.70	21.68	181.62	69.68	0.00	183.46	978.10
20311	06/23/17	68.0000	16.0000	1,201.20	274.56	1,475.76	89.50	20.93	174.28	66.84	0.00	180.89	943.32
MTD	06/30/17	154.0000	16.0000	2,728.44	274.56	3,003.00	182.20	42.61	355.90	136.52	0.00	364.35	1,921.42
QTD	06/30/17	468.0000	48.0000	8,339.76	823.68	9,163.44	556.19	130.07	1,089.71	418.08	0.00	1,100.77	5,868.62
20345	07/07/17	86.5000	0.0000	1,540.11	0.00	1,540.11	93.50	21.87	183.45	70.39	0.00	184.11	986.79
20384	07/21/17	85.0000	0.0000	1,501.50	0.00	1,501.50	91.10	21.31	177.95	68.26	0.00	182.18	960.70
MTD	07/31/17	171.5000	0.0000	3,041.61	0.00	3,041.61	184.60	43.18	361.40	138.65	0.00	366.29	1,947.49
20418	08/04/17	85.0000	0.0000	1,501.50	0.00	1,501.50	91.11	21.30	177.95	68.26	0.00	182.18	960.70
20451	08/18/17	76.0000	8.0000	1,338.48	137.28	1,475.76	89.50	20.94	174.28	66.84	0.00	180.89	943.31
MTD	08/31/17	161.0000	8.0000	2,839.98	137.28	2,977.26	180.61	42.24	352.23	135.10	0.00	363.07	1,904.01
20486	09/01/17	85.0000	0.0000	1,501.50	0.00	1,501.50	91.11	21.30	177.95	68.26	0.00	182.18	960.70
20519	09/15/17	77.0000	8.0000	1,364.22	137.28	1,501.50	91.10	21.31	177.95	68.26	0.00	182.18	960.70
20551	09/29/17	84.0000	0.0000	1,475.76	0.00	1,475.76	89.51	20.93	174.28	66.84	0.00	180.89	943.31
MTD	09/30/17	246.0000	8.0000	4,341.48	137.28	4,478.76	271.72	63.54	530.18	203.36	0.00	545.25	2,864.71
QTD	09/30/17	578.5000	16.0000	10,223.07	274.56	10,497.63	636.93	148.96	1,243.81	477.11	0.00	1,274.61	6,716.21
20583	10/13/17	85.5000	0.0000	1,514.37	0.00	1,514.37	91.90	21.49	179.78	68.97	0.00	182.82	969.41
20614	10/27/17	82.5000	0.0000	1,437.15	0.00	1,437.15	87.11	20.38	168.78	64.72	0.00	178.96	917.20
MTD	10/31/17	168.0000	0.0000	2,951.52	0.00	2,951.52	179.01	41.87	348.56	133.69	0.00	361.78	1,886.61
20651	11/10/17	80.0000	0.0000	1,372.80	0.00	1,372.80	83.12	19.44	159.61	61.17	0.00	175.74	873.72
20687	11/22/17	80.0000	0.0000	1,372.80	0.00	1,372.80	83.13	19.44	159.61	61.17	0.00	175.74	873.71
MTD	11/30/17	160.0000	0.0000	2,745.60	0.00	2,745.60	166.25	38.88	319.22	122.34	0.00	351.48	1,747.43
20718	12/08/17	57.0000	24.0000	986.70	411.84	1,398.54	84.72	19.81	163.27	62.59	0.00	177.03	891.12

**Southern Water and Sewer District
Employee Check Record**

All Bank Accounts
January 1, 2017 - December 31, 2017

Check #	Date	Hours		Earnings			Withholding Taxes					Deductions	Net Pay
		Regular	Premium	Regular	Premium	Gross	FICA-SS	FICA-MED	Federal W/H	State W/H	Local W/H	Amount	
20753	12/22/17	80.0000	0.0000	1,372.80	0.00	1,372.80	83.12	19.44	159.61	61.17	0.00	175.74	873.72
MTD	12/31/17	137.0000	24.0000	2,359.50	411.84	2,771.34	167.84	39.25	322.88	123.76	0.00	352.77	1,764.84
QTD	12/31/17	465.0000	24.0000	8,056.62	411.84	8,468.46	513.10	120.00	990.66	379.79	0.00	1,066.03	5,398.88
YTD	12/31/17	2,116.0000	88.0000	37,374.49	1,510.08	38,884.57	2,365.07	553.12	4,619.11	1,771.87	0.00	4,437.57	25,137.83
D55													
14612	01/06/17	87.0000	0.0000	905.00	0.00	905.00	56.11	13.12	81.18	39.88	0.00	0.00	714.71
14647	01/20/17	92.0000	0.0000	1,055.40	0.00	1,055.40	65.43	15.31	103.74	48.60	0.00	0.00	822.32
MTD	01/31/17	179.0000	0.0000	1,960.40	0.00	1,960.40	121.54	28.43	184.92	88.48	0.00	0.00	1,537.03
14675	02/03/17	84.0000	0.0000	894.40	0.00	894.40	55.46	12.96	79.59	39.27	0.00	0.00	707.12
20020	02/17/17	83.0000	0.0000	878.80	0.00	878.80	52.93	12.38	73.50	36.91	0.00	25.00	678.08
MTD	02/28/17	167.0000	0.0000	1,773.20	0.00	1,773.20	108.39	25.34	153.09	76.18	0.00	25.00	1,385.20
20058	03/03/17	87.0000	0.0000	941.20	0.00	941.20	56.81	13.29	82.86	40.53	0.00	25.00	722.71
20091	03/17/17	86.0000	0.0000	925.60	0.00	925.60	55.83	13.06	76.36	38.01	0.00	52.77	689.57
20125	03/31/17	83.0000	0.0000	878.80	0.00	878.80	52.94	12.38	69.55	35.38	0.00	51.36	657.19
MTD	03/31/17	256.0000	0.0000	2,745.60	0.00	2,745.60	165.58	38.73	228.77	113.92	0.00	129.13	2,069.47
QTD	03/31/17	602.0000	0.0000	6,479.20	0.00	6,479.20	395.51	92.50	566.78	278.58	0.00	154.13	4,991.70
20162	04/14/17	84.0000	0.0000	894.40	0.00	894.40	53.90	12.60	71.82	36.26	0.00	68.00	651.82
20195	04/28/17	80.0000	0.0000	832.00	0.00	832.00	50.04	11.71	62.74	32.75	0.00	66.13	608.63
MTD	04/30/17	164.0000	0.0000	1,726.40	0.00	1,726.40	103.94	24.31	134.56	69.01	0.00	134.13	1,260.45
20225	05/12/17	95.0000	0.0000	1,066.00	0.00	1,066.00	64.54	15.09	96.79	45.91	0.00	73.15	770.52
20260	05/26/17	95.0000	0.0000	1,066.00	0.00	1,066.00	64.54	15.10	96.79	45.91	0.00	73.15	770.51
MTD	05/31/17	190.0000	0.0000	2,132.00	0.00	2,132.00	129.08	30.19	193.58	91.82	0.00	146.30	1,541.03
20295	06/09/17	85.0000	0.0000	910.00	0.00	910.00	54.87	12.83	74.09	37.14	0.00	94.48	636.59
20328	06/23/17	101.0000	0.0000	1,159.60	0.00	1,159.60	70.35	16.45	110.40	51.18	0.00	66.97	844.25
MTD	06/30/17	186.0000	0.0000	2,069.60	0.00	2,069.60	125.22	29.28	184.49	88.32	0.00	161.45	1,480.84

**Southern Water and Sewer District
Employee Check Record**

All Bank Accounts
January 1, 2017 - December 31, 2017

Check #	Date	Hours		Earnings			Withholding Taxes					Deductions	Net Pay
		Regular	Premium	Regular	Premium	Gross	FICA-SS	FICA-MED	Federal W/H	State W/H	Local W/H	Amount	
QTD	06/30/17	540.0000	0.0000	5,928.00	0.00	5,928.00	358.24	83.78	512.63	249.15	0.00	441.88	4,282.32
20363	07/07/17	100.0000	0.0000	1,144.00	0.00	1,144.00	69.37	16.22	108.13	50.30	0.00	66.50	833.48
20401	07/21/17	92.0000	0.0000	1,019.20	0.00	1,019.20	61.09	14.29	88.63	42.76	0.00	78.14	734.29
MTD	07/31/17	192.0000	0.0000	2,163.20	0.00	2,163.20	130.46	30.51	196.76	93.06	0.00	144.64	1,567.77
20436	08/04/17	83.0000	0.0000	878.80	0.00	878.80	52.38	12.25	68.20	34.86	0.00	73.92	637.19
20468	08/18/17	84.0000	0.0000	894.40	0.00	894.40	53.34	12.48	70.47	35.74	0.00	74.39	647.98
MTD	08/31/17	167.0000	0.0000	1,773.20	0.00	1,773.20	105.72	24.73	138.67	70.60	0.00	148.31	1,285.17
20504	09/01/17	80.0000	0.0000	832.00	0.00	832.00	49.48	11.57	61.39	32.23	0.00	72.52	604.81
20536	09/15/17	80.0000	0.0000	832.00	0.00	832.00	49.47	11.57	61.39	32.23	0.00	72.52	604.82
20568	09/29/17	96.0000	0.0000	1,081.60	0.00	1,081.60	64.96	15.19	97.71	46.27	0.00	80.01	777.46
MTD	09/30/17	256.0000	0.0000	2,745.60	0.00	2,745.60	163.91	38.33	220.49	110.73	0.00	225.05	1,987.09
QTD	09/30/17	615.0000	0.0000	6,682.00	0.00	6,682.00	400.09	93.57	555.92	274.39	0.00	518.00	4,840.03
20601	10/13/17	80.0000	0.0000	832.00	0.00	832.00	49.47	11.57	61.39	32.23	0.00	72.52	604.82
20631	10/27/17	64.0000	16.0000	665.60	166.40	832.00	49.48	11.57	61.39	32.23	0.00	72.52	604.81
MTD	10/31/17	144.0000	16.0000	1,497.60	166.40	1,664.00	98.95	23.14	122.78	64.46	0.00	145.04	1,209.63
20669	11/10/17	80.0000	0.0000	832.00	0.00	832.00	49.48	11.57	61.39	32.23	0.00	72.52	604.81
20704	11/22/17	80.0000	0.0000	832.00	0.00	832.00	49.47	11.57	61.39	32.23	0.00	72.52	604.82
MTD	11/30/17	160.0000	0.0000	1,664.00	0.00	1,664.00	98.95	23.14	122.78	64.46	0.00	145.04	1,209.63
20736	12/08/17	76.0000	4.0000	790.40	41.60	832.00	49.48	11.57	61.39	32.23	0.00	72.52	604.81
20770	12/22/17	80.0000	0.0000	832.00	0.00	832.00	49.48	11.58	61.39	32.23	0.00	72.52	604.80
MTD	12/31/17	156.0000	4.0000	1,622.40	41.60	1,664.00	98.96	23.15	122.78	64.46	0.00	145.04	1,209.61
QTD	12/31/17	460.0000	20.0000	4,784.00	208.00	4,992.00	296.86	69.43	368.34	193.38	0.00	435.12	3,628.87
YTD	12/31/17	2,217.0000	20.0000	23,873.20	208.00	24,081.20	1,450.70	339.28	2,003.67	995.50	0.00	1,549.13	17,742.92

D56

**Southern Water and Sewer District
Employee Check Record**

All Bank Accounts
January 1, 2017 - December 31, 2017

Check #	Date	Hours		Earnings			Withholding Taxes					Deductions	Net Pay
		Regular	Premium	Regular	Premium	Gross	FICA-SS	FICA-MED	Federal W/H	State W/H	Local W/H	Amount	
14613	01/06/17	83.0000	0.0000	845.00	0.00	845.00	51.77	12.11	50.23	35.82	0.00	10.00	685.07
14648	01/20/17	105.0000	0.0000	1,255.80	0.00	1,255.80	77.24	18.06	101.10	59.65	0.00	10.00	989.75
MTD	01/31/17	188.0000	0.0000	2,100.80	0.00	2,100.80	129.01	30.17	151.33	95.47	0.00	20.00	1,674.82
14676	02/03/17	91.0000	0.0000	1,003.60	0.00	1,003.60	61.60	14.41	117.84	45.02	0.00	10.00	754.73
20021	02/17/17	84.0000	0.0000	894.40	0.00	894.40	53.91	12.61	99.21	37.82	0.00	25.00	665.85
MTD	02/28/17	175.0000	0.0000	1,898.00	0.00	1,898.00	115.51	27.02	217.05	82.84	0.00	35.00	1,420.58
20059	03/03/17	57.0000	24.0000	598.00	249.60	847.60	51.00	11.92	92.19	35.10	0.00	25.00	632.39
20092	03/17/17	87.0000	0.0000	941.20	0.00	941.20	56.80	13.29	101.99	38.89	0.00	53.24	676.99
20126	03/31/17	88.0000	0.0000	956.80	0.00	956.80	57.77	13.51	104.26	39.77	0.00	53.70	687.79
MTD	03/31/17	232.0000	24.0000	2,496.00	249.60	2,745.60	165.57	38.72	298.44	113.76	0.00	131.94	1,997.17
QTD	03/31/17	595.0000	24.0000	6,494.80	249.60	6,744.40	410.09	95.91	666.82	292.07	0.00	186.94	5,092.57
20163	04/14/17	64.0000	16.0000	665.60	166.40	832.00	50.04	11.70	86.10	32.75	0.00	65.04	586.37
20196	04/28/17	80.0000	0.0000	832.00	0.00	832.00	50.03	11.70	86.10	32.75	0.00	65.04	586.38
MTD	04/30/17	144.0000	16.0000	1,497.60	166.40	1,664.00	100.07	23.40	172.20	65.50	0.00	130.08	1,172.75
20226	05/12/17	87.0000	0.0000	941.20	0.00	941.20	56.81	13.29	101.99	38.89	0.00	68.32	661.90
20261	05/26/17	87.0000	0.0000	941.20	0.00	941.20	56.80	13.28	101.99	38.89	0.00	68.32	661.92
MTD	05/31/17	174.0000	0.0000	1,882.40	0.00	1,882.40	113.61	26.57	203.98	77.78	0.00	136.64	1,323.82
20296	06/09/17	125.0000	0.0000	1,534.00	0.00	1,534.00	93.56	21.88	188.25	72.24	0.00	261.10	896.97
20329	06/23/17	86.0000	0.0000	925.60	0.00	925.60	55.83	13.06	99.72	38.01	0.00	67.85	651.13
MTD	06/30/17	211.0000	0.0000	2,459.60	0.00	2,459.60	149.39	34.94	287.97	110.25	0.00	328.95	1,548.10
QTD	06/30/17	529.0000	16.0000	5,839.60	166.40	6,006.00	363.07	84.91	664.15	253.53	0.00	595.67	4,044.67
20364	07/07/17	78.0000	6.0000	842.40	62.40	904.80	54.55	12.76	96.70	36.85	0.00	67.22	636.72
20402	07/21/17	93.0000	0.0000	1,034.80	0.00	1,034.80	62.61	14.64	115.61	44.16	0.00	65.38	732.40
MTD	07/31/17	171.0000	6.0000	1,877.20	62.40	1,939.60	117.16	27.40	212.31	81.01	0.00	132.60	1,369.12
20437	08/04/17	75.0000	8.0000	795.60	83.20	878.80	52.94	12.38	92.91	35.38	0.00	60.70	624.49

**Southern Water and Sewer District
Employee Check Record**

All Bank Accounts
January 1, 2017 - December 31, 2017

Check #	Date	Hours		Earnings			Withholding Taxes					Deductions	Net Pay
		Regular	Premium	Regular	Premium	Gross	FICA-SS	FICA-MED	Federal W/H	State W/H	Local W/H	Amount	
20469	08/18/17	82.0000	0.0000	863.20	0.00	863.20	51.96	12.15	90.64	34.50	0.00	60.24	613.71
MTD	08/31/17	157.0000	8.0000	1,658.80	83.20	1,742.00	104.90	24.53	183.55	69.88	0.00	120.94	1,238.20
20505	09/01/17	82.0000	0.0000	863.20	0.00	863.20	51.97	12.16	90.64	34.50	0.00	60.24	613.69
20537	09/15/17	82.0000	0.0000	863.20	0.00	863.20	51.97	12.15	90.64	34.50	0.00	60.24	613.70
20569	09/29/17	96.0000	8.0000	1,123.20	83.20	1,206.40	73.25	17.13	140.58	53.81	0.00	70.53	851.10
MTD	09/30/17	260.0000	8.0000	2,849.60	83.20	2,932.80	177.19	41.44	321.86	122.81	0.00	191.01	2,078.49
QTD	09/30/17	588.0000	22.0000	6,385.60	228.80	6,614.40	399.25	93.37	717.72	273.70	0.00	444.55	4,685.81
20602	10/13/17	80.0000	0.0000	832.00	0.00	832.00	50.03	11.70	86.10	32.75	0.00	59.30	592.12
20632	10/27/17	80.0000	0.0000	832.00	0.00	832.00	50.04	11.71	86.10	32.75	0.00	59.30	592.10
MTD	10/31/17	160.0000	0.0000	1,664.00	0.00	1,664.00	100.07	23.41	172.20	65.50	0.00	118.60	1,184.22
20670	11/10/17	72.0000	8.0000	748.80	83.20	832.00	50.03	11.70	86.10	32.75	0.00	59.30	592.12
20705	11/22/17	80.0000	0.0000	832.00	0.00	832.00	50.03	11.70	86.10	32.75	0.00	59.30	592.12
MTD	11/30/17	152.0000	8.0000	1,580.80	83.20	1,664.00	100.06	23.40	172.20	65.50	0.00	118.60	1,184.24
20737	12/08/17	80.0000	0.0000	832.00	0.00	832.00	50.04	11.70	86.10	32.75	0.00	59.30	592.11
20771	12/22/17	72.0000	8.0000	748.80	83.20	832.00	50.03	11.70	86.10	32.75	0.00	59.30	592.12
MTD	12/31/17	152.0000	8.0000	1,580.80	83.20	1,664.00	100.07	23.40	172.20	65.50	0.00	118.60	1,184.23
QTD	12/31/17	464.0000	16.0000	4,825.60	166.40	4,992.00	300.20	70.21	516.60	196.50	0.00	355.80	3,552.69
YTD	12/31/17	2,176.0000	78.0000	23,545.60	811.20	24,356.80	1,472.61	344.40	2,565.29	1,015.80	0.00	1,582.96	17,375.74
D57													
14614	01/06/17	83.0000	0.0000	845.00	0.00	845.00	52.39	12.25	48.70	34.93	0.00	25.35	671.38
14649	01/20/17	90.0000	0.0000	1,021.80	0.00	1,021.80	63.35	14.82	65.85	44.88	0.00	30.65	802.25
MTD	01/31/17	173.0000	0.0000	1,866.80	0.00	1,866.80	115.74	27.07	114.55	79.81	0.00	56.00	1,473.63
14677	02/03/17	82.0000	0.0000	863.20	0.00	863.20	53.52	12.52	94.39	35.95	0.00	25.90	640.92
20022	02/17/17	88.0000	0.0000	956.80	0.00	956.80	57.77	13.51	104.26	39.77	0.00	53.70	687.79
MTD	02/28/17	170.0000	0.0000	1,820.00	0.00	1,820.00	111.29	26.03	198.65	75.72	0.00	79.60	1,328.71

**Southern Water and Sewer District
Employee Check Record**

All Bank Accounts
January 1, 2017 - December 31, 2017

Check #	Date	Hours		Earnings			Withholding Taxes					Deductions	Net Pay
		Regular	Premium	Regular	Premium	Gross	FICA-SS	FICA-MED	Federal W/H	State W/H	Local W/H	Amount	
20060	03/03/17	90.0000	0.0000	988.00	0.00	988.00	59.71	13.96	108.80	41.53	0.00	54.64	709.36
20093	03/17/17	89.0000	0.0000	972.40	0.00	972.40	58.74	13.74	106.53	40.65	0.00	54.17	698.57
20127	03/31/17	86.0000	0.0000	925.60	0.00	925.60	55.83	13.06	99.72	38.01	0.00	52.77	666.21
MTD	03/31/17	265.0000	0.0000	2,886.00	0.00	2,886.00	174.28	40.76	315.05	120.19	0.00	161.58	2,074.14
QTD	03/31/17	608.0000	0.0000	6,572.80	0.00	6,572.80	401.31	93.86	628.25	275.72	0.00	297.18	4,876.48
20164	04/14/17	78.0000	8.0000	842.40	83.20	925.60	55.84	13.05	99.72	38.01	0.00	52.77	666.21
20197	04/28/17	101.0000	0.0000	1,159.60	0.00	1,159.60	70.35	16.46	133.77	51.18	0.00	59.79	828.05
MTD	04/30/17	179.0000	8.0000	2,002.00	83.20	2,085.20	126.19	29.51	233.49	89.19	0.00	112.56	1,494.26
20227	05/12/17	92.0000	0.0000	1,019.20	0.00	1,019.20	61.64	14.41	113.34	43.28	0.00	55.58	730.95
20262	05/26/17	92.0000	0.0000	1,019.20	0.00	1,019.20	61.64	14.42	113.34	43.28	0.00	55.58	730.94
MTD	05/31/17	184.0000	0.0000	2,038.40	0.00	2,038.40	123.28	28.83	226.68	86.56	0.00	111.16	1,461.89
20297	06/09/17	123.0000	0.0000	1,502.80	0.00	1,502.80	91.62	21.43	183.71	70.49	0.00	360.08	775.47
20330	06/23/17	48.0000	40.0000	540.80	416.00	956.80	57.77	13.51	104.26	39.77	0.00	53.70	687.79
MTD	06/30/17	171.0000	40.0000	2,043.60	416.00	2,459.60	149.39	34.94	287.97	110.26	0.00	413.78	1,463.26
QTD	06/30/17	534.0000	48.0000	6,084.00	499.20	6,583.20	398.86	93.28	748.14	286.01	0.00	637.50	4,419.41
20365	07/07/17	110.0000	0.0000	1,300.00	0.00	1,300.00	79.05	18.48	154.20	59.08	0.00	64.00	925.19
20403	07/21/17	98.0000	0.0000	1,112.80	0.00	1,112.80	67.45	15.78	126.96	48.55	0.00	58.38	795.68
MTD	07/31/17	208.0000	0.0000	2,412.80	0.00	2,412.80	146.50	34.26	281.16	107.63	0.00	122.38	1,720.87
20438	08/04/17	85.0000	0.0000	910.00	0.00	910.00	54.87	12.83	97.45	37.14	0.00	52.30	655.41
20470	08/18/17	89.0000	0.0000	972.40	0.00	972.40	58.73	13.74	106.53	40.65	0.00	54.17	698.58
MTD	08/31/17	174.0000	0.0000	1,882.40	0.00	1,882.40	113.60	26.57	203.98	77.79	0.00	106.47	1,353.99
20506	09/01/17	92.0000	0.0000	1,019.20	0.00	1,019.20	61.64	14.41	113.34	43.28	0.00	55.58	730.95
20538	09/15/17	85.0000	0.0000	910.00	0.00	910.00	54.87	12.84	97.45	37.14	0.00	52.30	655.40
20570	09/29/17	86.0000	0.0000	925.60	0.00	925.60	55.84	13.05	99.72	38.01	0.00	52.77	666.21
MTD	09/30/17	263.0000	0.0000	2,854.80	0.00	2,854.80	172.35	40.30	310.51	118.43	0.00	160.65	2,052.56

**Southern Water and Sewer District
Employee Check Record**

All Bank Accounts
January 1, 2017 - December 31, 2017

Check #	Date	Hours		Earnings			Withholding Taxes					Deductions	Net Pay
		Regular	Premium	Regular	Premium	Gross	FICA-SS	FICA-MED	Federal W/H	State W/H	Local W/H	Amount	
QTD	09/30/17	645.0000	0.0000	7,150.00	0.00	7,150.00	432.45	101.13	795.65	303.85	0.00	389.50	5,127.42
20603	10/13/17	80.0000	0.0000	832.00	0.00	832.00	50.04	11.71	86.10	32.75	0.00	49.96	601.44
20633	10/27/17	66.0000	16.0000	696.80	166.40	863.20	51.96	12.15	90.64	34.50	0.00	50.90	623.05
MTD	10/31/17	146.0000	16.0000	1,528.80	166.40	1,695.20	102.00	23.86	176.74	67.25	0.00	100.86	1,224.49
20671	11/10/17	80.0000	0.0000	832.00	0.00	832.00	50.04	11.70	86.10	32.75	0.00	49.96	601.45
20706	11/22/17	80.0000	0.0000	832.00	0.00	832.00	50.03	11.70	86.10	32.75	0.00	49.96	601.46
MTD	11/30/17	160.0000	0.0000	1,664.00	0.00	1,664.00	100.07	23.40	172.20	65.50	0.00	99.92	1,202.91
20738	12/08/17	81.0000	0.0000	847.60	0.00	847.60	51.00	11.93	88.37	33.63	0.00	50.43	612.24
20772	12/22/17	80.0000	0.0000	832.00	0.00	832.00	50.04	11.70	86.10	32.75	0.00	49.96	601.45
MTD	12/31/17	161.0000	0.0000	1,679.60	0.00	1,679.60	101.04	23.63	174.47	66.38	0.00	100.39	1,213.69
QTD	12/31/17	467.0000	16.0000	4,872.40	166.40	5,038.80	303.11	70.89	523.41	199.13	0.00	301.17	3,641.09
YTD	12/31/17	2,254.0000	64.0000	24,679.20	665.60	25,344.80	1,535.73	359.16	2,695.45	1,064.71	0.00	1,625.35	18,064.40
P15													
14627	01/06/17	122.0000	0.0000	1,430.00	0.00	1,430.00	88.66	20.74	82.00	70.33	0.00	0.00	1,168.27
14654	01/20/17	88.0000	0.0000	1,014.00	0.00	1,014.00	62.87	14.70	36.98	46.20	0.00	0.00	853.25
MTD	01/31/17	210.0000	0.0000	2,444.00	0.00	2,444.00	151.53	35.44	118.98	116.53	0.00	0.00	2,021.52
14682	02/03/17	80.0000	0.0000	832.00	0.00	832.00	51.58	12.06	18.78	35.65	0.00	0.00	713.93
20027	02/17/17	88.0000	0.0000	956.80	0.00	956.80	59.32	13.88	31.26	42.89	0.00	0.00	809.45
MTD	02/28/17	168.0000	0.0000	1,788.80	0.00	1,788.80	110.90	25.94	50.04	78.54	0.00	0.00	1,523.38
20065	03/03/17	107.0000	0.0000	1,253.20	0.00	1,253.20	77.70	18.17	60.90	60.08	0.00	0.00	1,036.35
20098	03/17/17	80.0000	0.0000	832.00	0.00	832.00	51.59	12.06	18.78	35.65	0.00	0.00	713.92
20132	03/31/17	93.0000	0.0000	1,034.80	0.00	1,034.80	64.15	15.01	39.06	47.41	0.00	0.00	869.17
MTD	03/31/17	280.0000	0.0000	3,120.00	0.00	3,120.00	193.44	45.24	118.74	143.14	0.00	0.00	2,619.44
QTD	03/31/17	658.0000	0.0000	7,352.80	0.00	7,352.80	455.87	106.62	287.76	338.21	0.00	0.00	6,164.34

**Southern Water and Sewer District
Employee Check Record**

All Bank Accounts

January 1, 2017 - December 31, 2017

Check #	Date	Hours		Earnings			Withholding Taxes					Deductions	Net Pay
		Regular	Premium	Regular	Premium	Gross	FICA-SS	FICA-MED	Federal W/H	State W/H	Local W/H	Amount	
20169	04/14/17	91.0000	0.0000	1,003.60	0.00	1,003.60	62.23	14.55	35.94	45.60	0.00	11.31	833.97
20202	04/28/17	127.0000	0.0000	1,565.20	0.00	1,565.20	97.04	22.69	102.28	78.17	0.00	11.31	1,253.71
MTD	04/30/17	218.0000	0.0000	2,568.80	0.00	2,568.80	159.27	37.24	138.22	123.77	0.00	22.62	2,087.68
20232	05/12/17	87.0000	0.0000	941.20	0.00	941.20	58.35	13.65	29.70	41.98	0.00	11.31	786.21
20267	05/26/17	100.0000	0.0000	1,144.00	0.00	1,144.00	70.93	16.59	49.98	53.74	0.00	11.31	941.45
MTD	05/31/17	187.0000	0.0000	2,085.20	0.00	2,085.20	129.28	30.24	79.68	95.72	0.00	22.62	1,727.66
20306	06/09/17	102.0000	0.0000	1,175.20	0.00	1,175.20	72.86	17.04	53.10	55.55	0.00	11.31	965.34
20335	06/23/17	100.0000	0.0000	1,144.00	0.00	1,144.00	70.93	16.59	49.98	53.74	0.00	11.31	941.45
MTD	06/30/17	202.0000	0.0000	2,319.20	0.00	2,319.20	143.79	33.63	103.08	109.29	0.00	22.62	1,906.79
QTD	06/30/17	607.0000	0.0000	6,973.20	0.00	6,973.20	432.34	101.11	320.98	328.78	0.00	67.86	5,722.13
20370	07/07/17	87.0000	0.0000	941.20	0.00	941.20	58.36	13.64	29.70	41.98	0.00	11.31	786.21
20408	07/21/17	94.0000	0.0000	1,050.40	0.00	1,050.40	65.12	15.24	40.62	48.31	0.00	11.31	869.80
MTD	07/31/17	181.0000	0.0000	1,991.60	0.00	1,991.60	123.48	28.88	70.32	90.29	0.00	22.62	1,656.01
20443	08/04/17	83.0000	8.0000	920.40	83.20	1,003.60	62.22	14.55	35.94	45.60	0.00	11.31	833.98
20475	08/18/17	116.0000	0.0000	1,393.60	0.00	1,393.60	86.41	20.20	76.54	68.22	0.00	11.31	1,130.92
MTD	08/31/17	199.0000	8.0000	2,314.00	83.20	2,397.20	148.63	34.75	112.48	113.82	0.00	22.62	1,964.90
20511	09/01/17	93.0000	0.0000	1,034.80	0.00	1,034.80	64.16	15.01	39.06	47.41	0.00	11.31	857.85
20543	09/15/17	108.0000	0.0000	1,268.80	0.00	1,268.80	78.66	18.40	62.46	60.98	0.00	11.31	1,036.99
20575	09/29/17	94.0000	0.0000	1,050.40	0.00	1,050.40	65.13	15.23	40.62	48.31	0.00	11.31	869.80
MTD	09/30/17	295.0000	0.0000	3,354.00	0.00	3,354.00	207.95	48.64	142.14	156.70	0.00	33.93	2,764.64
QTD	09/30/17	675.0000	8.0000	7,659.60	83.20	7,742.80	480.06	112.27	324.94	360.81	0.00	79.17	6,385.55
20608	10/13/17	99.0000	0.0000	1,128.40	0.00	1,128.40	69.96	16.36	48.42	52.84	0.00	11.31	929.51
20638	10/27/17	93.0000	0.0000	1,034.80	0.00	1,034.80	64.15	15.00	39.06	47.41	0.00	11.31	857.87
MTD	10/31/17	192.0000	0.0000	2,163.20	0.00	2,163.20	134.11	31.36	87.48	100.25	0.00	22.62	1,787.38
20676	11/10/17	105.0000	0.0000	1,222.00	0.00	1,222.00	75.77	17.72	57.78	58.27	0.00	11.31	1,001.15

**Southern Water and Sewer District
Employee Check Record**

All Bank Accounts
January 1, 2017 - December 31, 2017

Check #	Date	Hours		Earnings			Withholding Taxes					Deductions	Net Pay
		Regular	Premium	Regular	Premium	Gross	FICA-SS	FICA-MED	Federal W/H	State W/H	Local W/H	Amount	
20711	11/22/17	93.0000	0.0000	1,034.80	0.00	1,034.80	64.16	15.01	39.06	47.41	0.00	11.31	857.85
MTD	11/30/17	198.0000	0.0000	2,256.80	0.00	2,256.80	139.93	32.73	96.84	105.68	0.00	22.62	1,859.00
20743	12/08/17	81.0000	9.0000	894.40	93.60	988.00	61.25	14.32	34.38	44.69	0.00	11.31	822.05
20777	12/22/17	139.0000	0.0000	1,752.40	0.00	1,752.40	108.65	25.41	130.36	89.03	0.00	11.31	1,387.64
MTD	12/31/17	220.0000	9.0000	2,646.80	93.60	2,740.40	169.90	39.73	164.74	133.72	0.00	22.62	2,209.69
QTD	12/31/17	610.0000	9.0000	7,066.80	93.60	7,160.40	443.94	103.82	349.06	339.65	0.00	67.86	5,856.07
YTD	12/31/17	2,550.0000	17.0000	29,052.40	176.80	29,229.20	1,812.21	423.82	1,282.74	1,367.45	0.00	214.89	24,128.09
A15													
14596	01/06/17	85.5000	0.0000	882.50	0.00	882.50	54.72	12.80	101.17	38.58	0.00	0.00	675.23
14631	01/20/17	85.5000	0.0000	953.10	0.00	953.10	59.09	13.82	111.76	42.67	0.00	0.00	725.76
MTD	01/31/17	171.0000	0.0000	1,835.60	0.00	1,835.60	113.81	26.62	212.93	81.25	0.00	0.00	1,400.99
14659	02/03/17	79.0000	8.0000	858.00	83.20	941.20	58.35	13.64	109.98	41.98	0.00	0.00	717.25
20004	02/17/17	76.5000	8.0000	819.00	83.20	902.20	55.94	13.09	104.13	39.72	0.00	0.00	689.32
MTD	02/28/17	155.5000	16.0000	1,677.00	166.40	1,843.40	114.29	26.73	214.11	81.70	0.00	0.00	1,406.57
20041	03/03/17	75.0000	8.0000	795.60	83.20	878.80	54.48	12.74	100.62	38.36	0.00	0.00	672.60
20075	03/17/17	84.5000	0.0000	902.20	0.00	902.20	55.94	13.08	97.36	37.10	0.00	45.11	653.61
20109	03/31/17	85.5000	0.0000	917.80	0.00	917.80	56.90	13.31	99.58	37.96	0.00	45.89	664.16
MTD	03/31/17	245.0000	8.0000	2,615.60	83.20	2,698.80	167.32	39.13	297.56	113.42	0.00	91.00	1,990.37
QTD	03/31/17	571.5000	24.0000	6,128.20	249.60	6,377.80	395.42	92.48	724.60	276.37	0.00	91.00	4,797.93
20145	04/14/17	76.5000	8.0000	819.00	83.20	902.20	55.94	13.08	97.36	37.10	0.00	45.11	653.61
20179	04/28/17	49.5000	32.0000	522.60	332.80	855.40	53.03	12.40	90.69	34.52	0.00	42.77	621.99
MTD	04/30/17	126.0000	40.0000	1,341.60	416.00	1,757.60	108.97	25.48	188.05	71.62	0.00	87.88	1,275.60
20209	05/12/17	76.0000	8.0000	811.20	83.20	894.40	55.46	12.97	96.25	36.67	0.00	44.72	648.33
20244	05/26/17	76.0000	8.0000	811.20	83.20	894.40	55.45	12.97	96.25	36.67	0.00	44.72	648.34
MTD	05/31/17	152.0000	16.0000	1,622.40	166.40	1,788.80	110.91	25.94	192.50	73.34	0.00	89.44	1,296.67

**Southern Water and Sewer District
Employee Check Record**

All Bank Accounts
January 1, 2017 - December 31, 2017

Check #	Date	Hours		Earnings			Withholding Taxes					Deductions	Net Pay
		Regular	Premium	Regular	Premium	Gross	FICA-SS	FICA-MED	Federal W/H	State W/H	Local W/H	Amount	
20278	06/09/17	84.0000	0.0000	894.40	0.00	894.40	55.45	12.97	96.25	36.67	0.00	46.38	646.68
20312	06/23/17	84.5000	0.0000	902.20	0.00	902.20	55.94	13.08	97.36	37.10	0.00	46.77	651.95
MTD	06/30/17	168.5000	0.0000	1,796.60	0.00	1,796.60	111.39	26.05	193.61	73.77	0.00	93.15	1,298.63
QTD	06/30/17	446.5000	56.0000	4,760.60	582.40	5,343.00	331.27	77.47	574.16	218.73	0.00	270.47	3,870.90
20346	07/07/17	85.5000	0.0000	917.80	0.00	917.80	56.90	13.31	99.58	37.96	0.00	47.55	662.50
20385	07/21/17	85.0000	0.0000	910.00	0.00	910.00	56.42	13.19	98.47	37.53	0.00	47.16	657.23
MTD	07/31/17	170.5000	0.0000	1,827.80	0.00	1,827.80	113.32	26.50	198.05	75.49	0.00	94.71	1,319.73
20419	08/04/17	84.0000	0.0000	894.40	0.00	894.40	55.46	12.97	96.25	36.67	0.00	46.38	646.67
20452	08/18/17	76.0000	8.0000	811.20	83.20	894.40	55.45	12.97	96.25	36.67	0.00	46.38	646.68
MTD	08/31/17	160.0000	8.0000	1,705.60	83.20	1,788.80	110.91	25.94	192.50	73.34	0.00	92.76	1,293.35
20487	09/01/17	67.5000	16.0000	720.20	166.40	886.60	54.97	12.86	95.14	36.24	0.00	45.99	641.40
20520	09/15/17	83.5000	0.0000	886.60	0.00	886.60	54.97	12.85	95.14	36.24	0.00	45.99	641.41
20552	09/29/17	83.5000	0.0000	886.60	0.00	886.60	54.97	12.86	95.14	36.24	0.00	45.99	641.40
MTD	09/30/17	234.5000	16.0000	2,493.40	166.40	2,659.80	164.91	38.57	285.42	108.72	0.00	137.97	1,924.21
QTD	09/30/17	565.0000	24.0000	6,026.80	249.60	6,276.40	389.14	91.01	675.97	257.55	0.00	325.44	4,537.29
20584	10/13/17	84.5000	0.0000	902.20	0.00	902.20	55.93	13.08	97.36	37.10	0.00	46.77	651.96
20615	10/27/17	73.0000	8.0000	764.40	83.20	847.60	52.55	12.29	89.58	34.09	0.00	44.04	615.05
MTD	10/31/17	157.5000	8.0000	1,666.60	83.20	1,749.80	108.48	25.37	186.94	71.19	0.00	90.81	1,267.01
20652	11/10/17	81.0000	0.0000	847.60	0.00	847.60	52.56	12.29	89.58	34.09	0.00	44.04	615.04
20688	11/22/17	82.0000	0.0000	863.20	0.00	863.20	53.51	12.52	91.80	34.95	0.00	44.82	625.60
MTD	11/30/17	163.0000	0.0000	1,710.80	0.00	1,710.80	106.07	24.81	181.38	69.04	0.00	88.86	1,240.64
20719	12/08/17	82.0000	0.0000	863.20	0.00	863.20	53.52	12.51	91.80	34.95	0.00	44.82	625.60
20754	12/22/17	75.0000	8.0000	795.60	83.20	878.80	54.49	12.75	94.03	35.81	0.00	45.60	636.12
MTD	12/31/17	157.0000	8.0000	1,658.80	83.20	1,742.00	108.01	25.26	185.83	70.76	0.00	90.42	1,261.72

**Southern Water and Sewer District
Employee Check Record**

All Bank Accounts
January 1, 2017 - December 31, 2017

Check #	Date	Hours		Earnings			Withholding Taxes					Deductions	Net Pay
		Regular	Premium	Regular	Premium	Gross	FICA-SS	FICA-MED	Federal W/H	State W/H	Local W/H	Amount	
QTD	12/31/17	477.5000	16.0000	5,036.20	166.40	5,202.60	322.56	75.44	554.15	210.99	0.00	270.09	3,769.37
YTD	12/31/17	2,060.5000	120.0000	21,951.80	1,248.00	23,199.80	1,438.39	336.40	2,528.88	963.64	0.00	957.00	16,975.49
D58													
14615	01/06/17	102.0000	0.0000	1,130.00	0.00	1,130.00	70.06	16.39	83.73	52.93	0.00	0.00	906.89
14650	01/20/17	84.0000	0.0000	939.60	0.00	939.60	58.26	13.62	60.69	41.89	0.00	0.00	765.14
MTD	01/31/17	186.0000	0.0000	2,069.60	0.00	2,069.60	128.32	30.01	144.42	94.82	0.00	0.00	1,672.03
14678	02/03/17	80.0000	0.0000	832.00	0.00	832.00	51.58	12.06	49.93	35.65	0.00	0.00	682.78
20023	02/17/17	83.0000	0.0000	878.80	0.00	878.80	51.96	12.16	50.54	36.00	0.00	40.72	687.42
MTD	02/28/17	163.0000	0.0000	1,710.80	0.00	1,710.80	103.54	24.22	100.47	71.65	0.00	40.72	1,370.20
20061	03/03/17	80.0000	0.0000	832.00	0.00	832.00	49.06	11.47	45.86	33.29	0.00	40.72	651.60
20094	03/17/17	83.0000	0.0000	878.80	0.00	878.80	51.96	12.15	50.54	36.00	0.00	40.72	687.43
20128	03/31/17	76.0000	8.0000	811.20	83.20	894.40	52.93	12.38	52.10	36.90	0.00	40.72	699.37
MTD	03/31/17	239.0000	8.0000	2,522.00	83.20	2,605.20	153.95	36.00	148.50	106.19	0.00	122.16	2,038.40
QTD	03/31/17	588.0000	8.0000	6,302.40	83.20	6,385.60	385.81	90.23	393.39	272.66	0.00	162.88	5,080.63
20165	04/14/17	72.0000	8.0000	748.80	83.20	832.00	49.06	11.47	45.86	33.29	0.00	40.72	651.60
20198	04/28/17	80.0000	0.0000	832.00	0.00	832.00	49.06	11.48	45.86	33.29	0.00	40.72	651.59
MTD	04/30/17	152.0000	8.0000	1,580.80	83.20	1,664.00	98.12	22.95	91.72	66.58	0.00	81.44	1,303.19
20228	05/12/17	120.0000	0.0000	1,456.00	0.00	1,456.00	87.74	20.52	126.52	69.48	0.00	40.72	1,111.02
20263	05/26/17	120.0000	0.0000	1,456.00	0.00	1,456.00	87.75	20.52	126.52	69.48	0.00	40.72	1,111.01
MTD	05/31/17	240.0000	0.0000	2,912.00	0.00	2,912.00	175.49	41.04	253.04	138.96	0.00	81.44	2,222.03
20298	06/09/17	95.0000	0.0000	1,066.00	0.00	1,066.00	63.57	14.87	69.26	46.86	0.00	40.72	830.72
20331	06/23/17	102.0000	0.0000	1,288.20	0.00	1,288.20	77.34	18.08	101.35	59.74	0.00	40.72	990.97
MTD	06/30/17	197.0000	0.0000	2,354.20	0.00	2,354.20	140.91	32.95	170.61	106.60	0.00	81.44	1,821.69
QTD	06/30/17	589.0000	8.0000	6,847.00	83.20	6,930.20	414.52	96.94	515.37	312.14	0.00	244.32	5,346.91
20366	07/07/17	94.0000	0.0000	1,151.40	0.00	1,151.40	68.87	16.11	80.83	51.81	0.00	40.72	893.06

**Southern Water and Sewer District
Employee Check Record**

All Bank Accounts
January 1, 2017 - December 31, 2017

Check #	Date	Hours		Earnings			Withholding Taxes					Deductions	Net Pay
		Regular	Premium	Regular	Premium	Gross	FICA-SS	FICA-MED	Federal W/H	State W/H	Local W/H	Amount	
20404	07/21/17	95.0000	0.0000	1,168.50	0.00	1,168.50	70.89	16.58	85.76	53.71	0.00	34.73	906.83
MTD	07/31/17	189.0000	0.0000	2,319.90	0.00	2,319.90	139.76	32.69	166.59	105.52	0.00	75.45	1,799.89
20439	08/04/17	94.0000	0.0000	1,151.40	0.00	1,151.40	69.84	16.33	83.19	52.72	0.00	34.73	894.59
20471	08/18/17	80.0000	0.0000	912.00	0.00	912.00	54.99	12.86	55.43	38.84	0.00	34.73	715.15
MTD	08/31/17	174.0000	0.0000	2,063.40	0.00	2,063.40	124.83	29.19	138.62	91.56	0.00	69.46	1,609.74
20507	09/01/17	80.0000	0.0000	912.00	0.00	912.00	55.00	12.87	55.43	38.84	0.00	34.73	715.13
20539	09/15/17	96.0000	0.0000	1,185.60	0.00	1,185.60	71.95	16.82	88.32	54.71	0.00	34.73	919.07
20571	09/29/17	82.0000	0.0000	946.20	0.00	946.20	57.12	13.36	58.85	40.82	0.00	34.73	741.32
MTD	09/30/17	258.0000	0.0000	3,043.80	0.00	3,043.80	184.07	43.05	202.60	134.37	0.00	104.19	2,375.52
QTD	09/30/17	621.0000	0.0000	7,427.10	0.00	7,427.10	448.66	104.93	507.81	331.45	0.00	249.10	5,785.15
20604	10/13/17	80.0000	0.0000	912.00	0.00	912.00	54.99	12.86	55.43	38.84	0.00	34.73	715.15
20634	10/27/17	80.0000	0.0000	912.00	0.00	912.00	55.00	12.87	55.43	38.84	0.00	34.73	715.13
MTD	10/31/17	160.0000	0.0000	1,824.00	0.00	1,824.00	109.99	25.73	110.86	77.68	0.00	69.46	1,430.28
20672	11/10/17	80.0000	0.0000	912.00	0.00	912.00	54.99	12.86	55.43	38.84	0.00	34.73	715.15
20707	11/22/17	40.0000	40.0000	456.00	456.00	912.00	54.99	12.86	55.43	38.84	0.00	34.73	715.15
MTD	11/30/17	120.0000	40.0000	1,368.00	456.00	1,824.00	109.98	25.72	110.86	77.68	0.00	69.46	1,430.30
20739	12/08/17	80.0000	0.0000	912.00	0.00	912.00	55.00	12.86	55.43	38.84	0.00	34.73	715.14
20773	12/22/17	72.0000	8.0000	820.80	91.20	912.00	54.99	12.86	55.43	38.84	0.00	34.73	715.15
MTD	12/31/17	152.0000	8.0000	1,732.80	91.20	1,824.00	109.99	25.72	110.86	77.68	0.00	69.46	1,430.29
QTD	12/31/17	432.0000	48.0000	4,924.80	547.20	5,472.00	329.96	77.17	332.58	233.04	0.00	208.38	4,290.87
YTD	12/31/17	2,230.0000	64.0000	25,501.30	713.60	26,214.90	1,578.95	369.27	1,749.15	1,149.29	0.00	864.68	20,503.56
D59													
14616	01/06/17	80.0000	0.0000	800.00	0.00	800.00	49.60	11.60	46.73	33.79	0.00	0.00	658.28
14651	01/20/17	88.0000	0.0000	988.80	0.00	988.80	61.31	14.34	65.61	44.74	0.00	0.00	802.80
MTD	01/31/17	168.0000	0.0000	1,788.80	0.00	1,788.80	110.91	25.94	112.34	78.53	0.00	0.00	1,461.08

**Southern Water and Sewer District
Employee Check Record**

All Bank Accounts
January 1, 2017 - December 31, 2017

Check #	Date	Hours		Earnings			Withholding Taxes					Deductions	Net Pay
		Regular	Premium	Regular	Premium	Gross	FICA-SS	FICA-MED	Federal W/H	State W/H	Local W/H	Amount	
14679	02/03/17	88.0000	0.0000	956.80	0.00	956.80	59.32	13.87	62.41	42.89	0.00	0.00	778.31
20024	02/17/17	83.0000	0.0000	878.80	0.00	878.80	52.93	12.38	52.11	36.91	0.00	25.00	699.47
MTD	02/28/17	171.0000	0.0000	1,835.60	0.00	1,835.60	112.25	26.25	114.52	79.80	0.00	25.00	1,477.78
20062	03/03/17	83.0000	0.0000	878.80	0.00	878.80	52.94	12.38	52.11	36.91	0.00	25.00	699.46
20095	03/17/17	82.0000	0.0000	863.20	0.00	863.20	51.97	12.16	46.23	33.50	0.00	68.16	651.18
20129	03/31/17	81.0000	0.0000	847.60	0.00	847.60	51.00	11.92	44.75	32.64	0.00	67.38	639.91
MTD	03/31/17	246.0000	0.0000	2,589.60	0.00	2,589.60	155.91	36.46	143.09	103.05	0.00	160.54	1,990.55
QTD	03/31/17	585.0000	0.0000	6,214.00	0.00	6,214.00	379.07	88.65	369.95	261.38	0.00	185.54	4,929.41
20166	04/14/17	77.0000	16.0000	868.40	166.40	1,034.80	62.61	14.65	62.54	42.96	0.00	76.74	775.30
20199	04/28/17	82.0000	0.0000	863.20	0.00	863.20	51.96	12.15	46.23	33.50	0.00	68.16	651.20
MTD	04/30/17	159.0000	16.0000	1,731.60	166.40	1,898.00	114.57	26.80	108.77	76.46	0.00	144.90	1,426.50
20229	05/12/17	87.0000	0.0000	941.20	0.00	941.20	56.81	13.28	53.64	37.80	0.00	72.06	707.61
20264	05/26/17	87.0000	0.0000	941.20	0.00	941.20	56.80	13.29	53.64	37.80	0.00	72.06	707.61
MTD	05/31/17	174.0000	0.0000	1,882.40	0.00	1,882.40	113.61	26.57	107.28	75.60	0.00	144.12	1,415.22
20299	06/09/17	83.0000	0.0000	878.80	0.00	878.80	52.94	12.38	47.72	34.36	0.00	103.94	627.46
20332	06/23/17	111.0000	0.0000	1,315.60	0.00	1,315.60	80.02	18.71	97.95	58.43	0.00	90.78	969.71
MTD	06/30/17	194.0000	0.0000	2,194.40	0.00	2,194.40	132.96	31.09	145.67	92.79	0.00	194.72	1,597.17
QTD	06/30/17	527.0000	16.0000	5,808.40	166.40	5,974.80	361.14	84.46	361.72	244.85	0.00	483.74	4,438.89
20367	07/07/17	74.0000	8.0000	780.00	83.20	863.20	51.96	12.16	46.23	33.50	0.00	68.16	651.19
20405	07/21/17	86.0000	0.0000	925.60	0.00	925.60	55.84	13.06	52.16	36.94	0.00	94.76	672.84
MTD	07/31/17	160.0000	8.0000	1,705.60	83.20	1,788.80	107.80	25.22	98.39	70.44	0.00	162.92	1,324.03
20440	08/04/17	50.0000	32.0000	530.40	332.80	863.20	51.97	12.15	46.23	33.50	0.00	91.64	627.71
20472	08/18/17	82.0000	0.0000	863.20	0.00	863.20	51.97	12.15	46.23	33.50	0.00	91.64	627.71
MTD	08/31/17	132.0000	32.0000	1,393.60	332.80	1,726.40	103.94	24.30	92.46	67.00	0.00	183.28	1,255.42

**Southern Water and Sewer District
Employee Check Record**

All Bank Accounts
January 1, 2017 - December 31, 2017

Check #	Date	Hours		Earnings			Withholding Taxes					Deductions	Net Pay
		Regular	Premium	Regular	Premium	Gross	FICA-SS	FICA-MED	Federal W/H	State W/H	Local W/H	Amount	
20508	09/01/17	80.0000	0.0000	832.00	0.00	832.00	50.03	11.70	43.27	31.78	0.00	90.08	605.14
20540	09/15/17	106.0000	0.0000	1,237.60	0.00	1,237.60	75.18	17.59	86.84	54.13	0.00	110.36	893.50
20572	09/29/17	82.0000	0.0000	863.20	0.00	863.20	51.97	12.15	46.23	33.50	0.00	91.64	627.71
MTD	09/30/17	268.0000	0.0000	2,932.80	0.00	2,932.80	177.18	41.44	176.34	119.41	0.00	292.08	2,126.35
QTD	09/30/17	560.0000	40.0000	6,032.00	416.00	6,448.00	388.92	90.96	367.19	256.85	0.00	638.28	4,705.80
20605	10/13/17	80.0000	0.0000	832.00	0.00	832.00	50.04	11.70	43.27	31.78	0.00	90.08	605.13
20635	10/27/17	80.0000	0.0000	832.00	0.00	832.00	50.03	11.70	43.27	31.78	0.00	90.08	605.14
MTD	10/31/17	160.0000	0.0000	1,664.00	0.00	1,664.00	100.07	23.40	86.54	63.56	0.00	180.16	1,210.27
20673	11/10/17	80.0000	0.0000	832.00	0.00	832.00	50.03	11.71	43.27	31.78	0.00	90.08	605.13
20708	11/22/17	80.0000	0.0000	832.00	0.00	832.00	50.04	11.70	44.93	32.75	0.00	73.44	619.14
MTD	11/30/17	160.0000	0.0000	1,664.00	0.00	1,664.00	100.07	23.41	88.20	64.53	0.00	163.52	1,224.27
20740	12/08/17	80.0000	0.0000	832.00	0.00	832.00	50.03	11.70	44.93	32.75	0.00	73.44	619.15
20774	12/22/17	80.0000	0.0000	832.00	0.00	832.00	50.04	11.70	44.93	32.75	0.00	73.44	619.14
MTD	12/31/17	160.0000	0.0000	1,664.00	0.00	1,664.00	100.07	23.40	89.86	65.50	0.00	146.88	1,238.29
QTD	12/31/17	480.0000	0.0000	4,992.00	0.00	4,992.00	300.21	70.21	264.60	193.59	0.00	490.56	3,672.83
YTD	12/31/17	2,152.0000	56.0000	23,046.40	582.40	23,628.80	1,429.34	334.28	1,363.46	956.67	0.00	1,798.12	17,746.93
A16													
14597	01/06/17	86.0000	0.0000	801.00	0.00	801.00	49.66	11.61	88.95	33.85	0.00	0.00	616.93
14632	01/20/17	86.5000	0.0000	872.10	0.00	872.10	54.07	12.65	99.61	37.97	0.00	0.00	667.80
MTD	01/31/17	172.5000	0.0000	1,673.10	0.00	1,673.10	103.73	24.26	188.56	71.82	0.00	0.00	1,284.73
14660	02/03/17	79.0000	8.0000	772.20	74.88	847.08	52.52	12.28	95.86	36.52	0.00	0.00	649.90
20005	02/17/17	77.0000	8.0000	744.12	74.88	819.00	50.78	11.88	91.65	34.89	0.00	0.00	629.80
MTD	02/28/17	156.0000	16.0000	1,516.32	149.76	1,666.08	103.30	24.16	187.51	71.41	0.00	0.00	1,279.70
20042	03/03/17	77.5000	8.0000	802.50	80.00	882.50	54.71	12.79	101.17	38.58	0.00	0.00	675.25
20076	03/17/17	85.0000	0.0000	875.00	0.00	875.00	54.25	12.69	100.05	38.14	0.00	0.00	669.87
20110	03/31/17	68.5000	16.0000	707.50	160.00	867.50	53.79	12.58	98.92	37.71	0.00	0.00	664.50

**Southern Water and Sewer District
Employee Check Record**

All Bank Accounts
January 1, 2017 - December 31, 2017

Check #	Date	Hours		Earnings			Withholding Taxes					Deductions	Net Pay
		Regular	Premium	Regular	Premium	Gross	FICA-SS	FICA-MED	Federal W/H	State W/H	Local W/H	Amount	
MTD	03/31/17	231.0000	24.0000	2,385.00	240.00	2,625.00	162.75	38.06	300.14	114.43	0.00	0.00	2,009.62
QTD	03/31/17	559.5000	40.0000	5,574.42	389.76	5,964.18	369.78	86.48	676.21	257.66	0.00	0.00	4,574.05
20146	04/14/17	85.0000	0.0000	875.00	0.00	875.00	54.25	12.69	100.05	38.14	0.00	0.00	669.87
20180	04/28/17	81.5000	0.0000	822.50	0.00	822.50	50.99	11.92	92.17	35.10	0.00	0.00	632.32
MTD	04/30/17	166.5000	0.0000	1,697.50	0.00	1,697.50	105.24	24.61	192.22	73.24	0.00	0.00	1,302.19
20210	05/12/17	85.0000	0.0000	875.00	0.00	875.00	54.25	12.69	100.05	38.14	0.00	0.00	669.87
20245	05/26/17	85.0000	0.0000	875.00	0.00	875.00	54.25	12.69	100.05	38.14	0.00	0.00	669.87
MTD	05/31/17	170.0000	0.0000	1,750.00	0.00	1,750.00	108.50	25.38	200.10	76.28	0.00	0.00	1,339.74
20279	06/09/17	84.0000	0.0000	860.00	0.00	860.00	53.32	12.47	97.80	37.27	0.00	0.00	659.14
20313	06/23/17	84.5000	0.0000	867.50	0.00	867.50	53.79	12.58	98.92	37.71	0.00	0.00	664.50
MTD	06/30/17	168.5000	0.0000	1,727.50	0.00	1,727.50	107.11	25.05	196.72	74.98	0.00	0.00	1,323.64
QTD	06/30/17	505.0000	0.0000	5,175.00	0.00	5,175.00	320.85	75.04	589.04	224.50	0.00	0.00	3,965.57
20372	07/07/17	85.5000	0.0000	882.50	0.00	882.50	54.71	12.79	97.20	37.04	0.00	26.48	654.28
20386	07/21/17	85.0000	0.0000	875.00	0.00	875.00	54.25	12.69	96.11	36.62	0.00	26.25	649.08
MTD	07/31/17	170.5000	0.0000	1,757.50	0.00	1,757.50	108.96	25.48	193.31	73.66	0.00	52.73	1,303.36
20420	08/04/17	85.0000	0.0000	875.00	0.00	875.00	54.25	12.69	96.11	36.62	0.00	26.25	649.08
20453	08/18/17	85.5000	0.0000	882.50	0.00	882.50	54.72	12.80	97.20	37.04	0.00	26.48	654.26
MTD	08/31/17	170.5000	0.0000	1,757.50	0.00	1,757.50	108.97	25.49	193.31	73.66	0.00	52.73	1,303.34
20488	09/01/17	75.5000	8.0000	772.50	80.00	852.50	52.85	12.36	92.84	35.35	0.00	25.58	633.52
20521	09/15/17	88.0000	0.0000	920.00	0.00	920.00	57.04	13.34	102.66	39.15	0.00	27.60	680.21
20553	09/29/17	40.0000	40.0000	400.00	400.00	800.00	49.60	11.60	85.20	32.40	0.00	24.00	597.20
MTD	09/30/17	203.5000	48.0000	2,092.50	480.00	2,572.50	159.49	37.30	280.70	106.90	0.00	77.18	1,910.93
QTD	09/30/17	544.5000	48.0000	5,607.50	480.00	6,087.50	377.42	88.27	667.32	254.22	0.00	182.64	4,517.63
20585	10/13/17	85.0000	0.0000	875.00	0.00	875.00	54.25	12.68	96.11	36.62	0.00	26.25	649.09

**Southern Water and Sewer District
Employee Check Record**

All Bank Accounts
January 1, 2017 - December 31, 2017

Check #	Date	Hours		Earnings			Withholding Taxes					Deductions	Net Pay
		Regular	Premium	Regular	Premium	Gross	FICA-SS	FICA-MED	Federal W/H	State W/H	Local W/H	Amount	
20616	10/27/17	82.0000	0.0000	830.00	0.00	830.00	51.46	12.04	89.56	34.09	0.00	24.90	617.95
MTD	10/31/17	167.0000	0.0000	1,705.00	0.00	1,705.00	105.71	24.72	185.67	70.71	0.00	51.15	1,267.04
20653	11/10/17	83.0000	0.0000	845.00	0.00	845.00	52.39	12.25	91.75	34.93	0.00	25.35	628.33
20689	11/22/17	75.0000	8.0000	765.00	80.00	845.00	52.39	12.25	91.75	34.93	0.00	25.35	628.33
MTD	11/30/17	158.0000	8.0000	1,610.00	80.00	1,690.00	104.78	24.50	183.50	69.86	0.00	50.70	1,256.66
20720	12/08/17	75.5000	8.0000	772.50	80.00	852.50	52.86	12.37	92.84	35.35	0.00	25.58	633.50
20755	12/22/17	84.0000	0.0000	860.00	0.00	860.00	53.32	12.47	93.93	35.77	0.00	25.80	638.71
MTD	12/31/17	159.5000	8.0000	1,632.50	80.00	1,712.50	106.18	24.84	186.77	71.12	0.00	51.38	1,272.21
QTD	12/31/17	484.5000	16.0000	4,947.50	160.00	5,107.50	316.67	74.06	555.94	211.69	0.00	153.23	3,795.91
YTD	12/31/17	2,093.5000	104.0000	21,304.42	1,029.76	22,334.18	1,384.72	323.85	2,488.51	948.07	0.00	335.87	16,853.16

Check count = 772

**Southern Water and Sewer District
Employee Check Record**

All Bank Accounts
January 1, 2017 - December 31, 2017

Company Totals

	January	February	March	QTD	April	May	June	QTD	
Regular Hours	4,900.5000	4,630.5000	6,995.5000	16,526.5000	4,561.0000	5,042.5400	5,114.5000	14,718.0400	
Premium Hours	24.0000	144.0000	201.0000	369.0000	200.0000	104.0000	182.0000	486.0000	
Regular Earnings	74,711.15	66,739.81	98,938.16	240,389.12	67,032.25	74,186.97	78,992.67	220,211.89	
Premium Earnings	287.04	1,664.00	2,147.04	4,098.08	2,566.72	1,431.52	2,175.04	6,173.28	
Gross Earnings	74,998.19	68,403.81	101,085.20	244,487.20	69,598.97	75,618.49	81,167.71	226,385.17	
FICA-SS	4,589.17	4,166.59	5,994.88	14,750.64	4,156.92	4,530.11	4,858.43	13,545.46	
FICA-MED	1,073.29	974.44	1,402.02	3,449.75	972.18	1,059.46	1,136.26	3,167.90	
Federal W/H	6,499.52	5,801.93	8,091.53	20,392.98	5,656.92	6,488.46	7,504.33	19,649.71	
State W/H	3,444.63	3,053.43	4,324.76	10,822.82	2,991.82	3,338.90	3,626.32	9,957.04	
Local W/H	0.00	0.00	0.00	0.00	0.00	0.00	0.00	0.00	
Deductions	3,274.87	3,444.79	8,572.79	15,292.45	6,380.54	6,757.94	8,137.75	21,276.23	
Net Pay	56,116.71	50,962.63	72,699.22	179,778.56	49,440.59	53,443.62	55,904.62	158,788.83	
	July	August	September	QTD	October	November	December	QTD	YTD
Regular Hours	4,895.5000	4,514.0000	7,042.0000	16,451.5000	4,241.0000	4,305.5000	4,342.5000	12,889.0000	60,585.0400
Premium Hours	176.0000	310.0000	371.0000	857.0000	258.0000	265.0000	351.0000	874.0000	2,586.0000
Regular Earnings	72,965.68	66,146.42	103,205.36	242,317.46	60,422.88	61,972.79	62,880.45	185,276.12	888,194.59
Premium Earnings	1,563.52	3,452.80	4,011.72	9,028.04	3,221.04	3,176.32	4,342.26	10,739.62	30,039.02
Gross Earnings	74,529.20	69,599.22	107,217.08	251,345.50	63,643.92	65,149.11	67,222.71	196,015.74	918,233.61
FICA-SS	4,455.42	4,158.32	6,412.23	15,025.97	3,789.07	3,882.43	4,010.99	11,682.49	55,004.56
FICA-MED	1,041.99	972.50	1,499.64	3,514.13	886.16	907.99	938.05	2,732.20	12,863.98
Federal W/H	6,549.18	5,843.31	9,299.82	21,692.31	5,104.31	5,306.65	5,590.59	16,001.55	77,736.55
State W/H	3,270.50	2,986.41	4,691.63	10,948.54	2,661.90	2,743.33	2,860.61	8,265.84	39,994.24
Local W/H	0.00	0.00	0.00	0.00	0.00	0.00	0.00	0.00	0.00
Deductions	6,737.13	6,482.27	9,700.49	22,919.89	6,197.44	6,252.23	6,289.13	18,738.80	78,227.37
Net Pay	52,474.98	49,156.41	75,613.27	177,244.66	45,005.04	46,056.48	47,533.34	138,594.86	654,406.91

**Southern Water and Sewer District
Employee Check Record**

All Bank Accounts
January 1, 2018 - December 31, 2018

Check #	Date	Hours		Earnings			Withholding Taxes					Deductions	Net Pay
		Regular	Premium	Regular	Premium	Gross	FICA-SS	FICA-MED	Federal W/H	State W/H	Local W/H	Amount	
Work Location: Business Location													
Department:													
D2													
20790	01/05/18	80.0000	0.0000	2,620.80	0.00	2,620.80	159.39	37.28	280.19	128.90	0.00	238.93	1,776.11
20823	01/19/18	80.0000	0.0000	2,620.80	0.00	2,620.80	159.39	37.27	280.19	128.90	0.00	238.93	1,776.12
MTD	01/31/18	160.0000	0.0000	5,241.60	0.00	5,241.60	318.78	74.55	560.38	257.80	0.00	477.86	3,552.23
20861	02/02/18	80.0000	0.0000	2,620.80	0.00	2,620.80	159.39	37.28	224.81	128.79	0.00	238.93	1,831.60
20896	02/16/18	80.0000	0.0000	2,620.80	0.00	2,620.80	159.39	37.28	224.81	128.79	0.00	238.93	1,831.60
MTD	02/28/18	160.0000	0.0000	5,241.60	0.00	5,241.60	318.78	74.56	449.62	257.58	0.00	477.86	3,663.20
20931	03/02/18	80.0000	0.0000	2,620.80	0.00	2,620.80	159.39	37.27	224.81	128.79	0.00	238.93	1,831.61
20964	03/16/18	80.0000	0.0000	2,620.80	0.00	2,620.80	159.39	37.28	224.81	128.79	0.00	238.93	1,831.60
20993	03/30/18	80.0000	0.0000	2,620.80	0.00	2,620.80	159.39	37.28	224.81	128.79	0.00	238.93	1,831.60
MTD	03/31/18	240.0000	0.0000	7,862.40	0.00	7,862.40	478.17	111.83	674.43	386.37	0.00	716.79	5,494.81
QTD	03/31/18	560.0000	0.0000	18,345.60	0.00	18,345.60	1,115.73	260.94	1,684.43	901.75	0.00	1,672.51	12,710.24
21027	04/13/18	80.0000	0.0000	2,620.80	0.00	2,620.80	159.39	37.27	224.81	128.79	0.00	238.93	1,831.61
21059	04/27/18	80.0000	0.0000	2,620.80	0.00	2,620.80	159.39	37.28	224.81	128.79	0.00	238.93	1,831.60
MTD	04/30/18	160.0000	0.0000	5,241.60	0.00	5,241.60	318.78	74.55	449.62	257.58	0.00	477.86	3,663.21
21099	05/11/18	80.0000	0.0000	2,620.80	0.00	2,620.80	159.39	37.28	224.81	128.79	0.00	238.93	1,831.60
21131	05/25/18	80.0000	0.0000	2,620.80	0.00	2,620.80	159.39	37.28	224.81	128.79	0.00	238.93	1,831.60
MTD	05/31/18	160.0000	0.0000	5,241.60	0.00	5,241.60	318.78	74.56	449.62	257.58	0.00	477.86	3,663.20
21164	06/08/18	80.0000	0.0000	2,620.80	0.00	2,620.80	159.39	37.27	224.81	128.79	0.00	238.93	1,831.61
21194	06/22/18	80.0000	0.0000	2,620.80	0.00	2,620.80	159.38	37.28	224.81	128.79	0.00	238.93	1,831.61
4TD	06/30/18	160.0000	0.0000	5,241.60	0.00	5,241.60	318.77	74.55	449.62	257.58	0.00	477.86	3,663.22
QTD	06/30/18	480.0000	0.0000	15,724.80	0.00	15,724.80	956.33	223.66	1,348.86	772.74	0.00	1,433.58	10,989.63
1224	07/06/18	80.0000	0.0000	2,620.80	0.00	2,620.80	159.39	37.27	224.81	117.12	0.00	238.93	1,843.28
1254	07/20/18	80.0000	0.0000	2,620.80	0.00	2,620.80	159.39	37.28	224.81	117.12	0.00	238.93	1,843.27

Southern Water and Sewer District Employee Check Record

All Bank Accounts
January 1, 2018 - December 31, 2018

Check #	Date	Hours		Earnings			Withholding Taxes					Deductions	Net Pay
		Regular	Premium	Regular	Premium	Gross	FICA-SS	FICA-MED	Federal W/H	State W/H	Local W/H	Amount	
MTD	07/31/18	160.0000	0.0000	5,241.60	0.00	5,241.60	318.78	74.55	449.62	234.24	0.00	477.86	3,686.55
21287	08/03/18	80.0000	0.0000	2,620.80	0.00	2,620.80	159.39	37.28	224.81	117.12	0.00	238.93	1,843.27
21317	08/17/18	80.0000	0.0000	2,620.80	0.00	2,620.80	159.39	37.27	224.81	117.12	0.00	238.93	1,843.28
21343	08/31/18	80.0000	0.0000	2,620.80	0.00	2,620.80	159.39	37.28	224.81	117.12	0.00	238.93	1,843.27
MTD	08/31/18	240.0000	0.0000	7,862.40	0.00	7,862.40	478.17	111.83	674.43	351.36	0.00	716.79	5,529.82
21372	09/14/18	80.0000	0.0000	2,620.80	0.00	2,620.80	159.39	37.28	224.81	117.12	0.00	238.93	1,843.27
21398	09/28/18	72.0000	8.0000	2,620.80	0.00	2,620.80	159.39	37.27	224.81	117.12	0.00	238.93	1,843.28
MTD	09/30/18	152.0000	8.0000	5,241.60	0.00	5,241.60	318.78	74.55	449.62	234.24	0.00	477.86	3,686.55
QTD	09/30/18	552.0000	8.0000	18,345.60	0.00	18,345.60	1,115.73	260.93	1,573.67	819.84	0.00	1,672.51	12,902.92
21428	10/12/18	80.0000	0.0000	2,620.80	0.00	2,620.80	159.39	37.28	224.81	117.12	0.00	238.93	1,843.27
21459	10/26/18	32.0000	48.0000	2,620.80	0.00	2,620.80	159.39	37.28	224.81	117.12	0.00	238.93	1,843.27
MTD	10/31/18	112.0000	48.0000	5,241.60	0.00	5,241.60	318.78	74.56	449.62	234.24	0.00	477.86	3,686.54
21486	11/09/18	80.0000	0.0000	2,620.80	0.00	2,620.80	159.39	37.27	224.81	117.12	0.00	238.93	1,843.28
21514	11/23/18	80.0000	0.0000	2,620.80	0.00	2,620.80	159.39	37.28	224.81	117.12	0.00	238.93	1,843.27
MTD	11/30/18	160.0000	0.0000	5,241.60	0.00	5,241.60	318.78	74.55	449.62	234.24	0.00	477.86	3,686.55
21542	12/07/18	80.0000	0.0000	2,620.80	0.00	2,620.80	159.39	37.28	224.81	117.12	0.00	238.93	1,843.27
21568	12/21/18	80.0000	0.0000	2,620.80	0.00	2,620.80	159.39	37.27	224.81	117.12	0.00	238.93	1,843.28
MTD	12/31/18	160.0000	0.0000	5,241.60	0.00	5,241.60	318.78	74.55	449.62	234.24	0.00	477.86	3,686.55
QTD	12/31/18	432.0000	48.0000	15,724.80	0.00	15,724.80	956.34	223.66	1,348.86	702.72	0.00	1,433.58	11,059.64
YTD	12/31/18	2,024.0000	56.0000	68,140.80	0.00	68,140.80	4,144.13	969.19	5,955.82	3,197.05	0.00	6,212.18	47,662.43
D4													
20791	01/05/18	89.0000	0.0000	1,651.21	0.00	1,651.21	98.10	22.94	198.70	76.29	0.00	156.98	1,098.20
20824	01/19/18	84.0000	24.0000	1,730.68	423.84	2,154.52	129.30	30.24	319.22	104.60	0.00	172.08	1,399.08
MTD	01/31/18	173.0000	24.0000	3,381.89	423.84	3,805.73	227.40	53.18	517.92	180.89	0.00	329.06	2,497.28

**Southern Water and Sewer District
Employee Check Record**

All Bank Accounts
January 1, 2018 - December 31, 2018

Check #	Date	Hours		Earnings			Withholding Taxes					Deductions	Net Pay
		Regular	Premium	Regular	Premium	Gross	FICA-SS	FICA-MED	Federal W/H	State W/H	Local W/H	Amount	
20862	02/02/18	93.0000	0.0000	1,757.17	0.00	1,757.17	104.67	24.48	172.33	82.14	0.00	160.16	1,213.39
20897	02/16/18	88.0000	0.0000	1,624.72	0.00	1,624.72	96.46	22.56	156.44	74.69	0.00	156.18	1,118.39
MTD	02/28/18	181.0000	0.0000	3,381.89	0.00	3,381.89	201.13	47.04	328.77	156.83	0.00	316.34	2,331.78
20932	03/02/18	95.0000	0.0000	1,810.15	0.00	1,810.15	106.40	24.89	178.14	83.67	0.00	186.74	1,230.31
20965	03/16/18	97.0000	0.0000	1,863.13	0.00	1,863.13	109.69	25.65	189.44	86.65	0.00	188.33	1,263.37
20994	03/30/18	94.0000	0.0000	1,783.66	0.00	1,783.66	104.76	24.50	172.48	82.18	0.00	185.95	1,213.79
MTD	03/31/18	286.0000	0.0000	5,456.94	0.00	5,456.94	320.85	75.04	540.06	252.50	0.00	561.02	3,707.47
QTD	03/31/18	640.0000	24.0000	12,220.72	423.84	12,644.56	749.38	175.26	1,386.75	590.22	0.00	1,206.42	8,536.53
21028	04/13/18	104.0000	0.0000	2,048.56	0.00	2,048.56	121.19	28.34	229.01	97.08	0.00	193.90	1,379.04
21060	04/27/18	89.0000	8.0000	1,721.85	141.28	1,863.13	109.69	25.65	189.44	86.65	0.00	188.33	1,263.37
MTD	04/30/18	193.0000	8.0000	3,770.41	141.28	3,911.69	230.88	53.99	418.45	183.73	0.00	382.23	2,642.41
21100	05/11/18	91.0000	0.0000	1,704.19	0.00	1,704.19	99.83	23.35	162.69	77.71	0.00	183.57	1,157.04
21132	05/25/18	90.0000	0.0000	1,677.70	0.00	1,677.70	98.20	22.96	159.61	76.22	0.00	182.77	1,137.94
MTD	05/31/18	181.0000	0.0000	3,381.89	0.00	3,381.89	198.03	46.31	322.30	153.93	0.00	366.34	2,294.98
21165	06/08/18	84.0000	8.0000	1,589.40	141.28	1,730.68	101.47	23.74	165.77	79.20	0.00	184.36	1,176.14
21195	06/22/18	95.0000	0.0000	1,810.15	0.00	1,810.15	106.40	24.88	178.14	83.67	0.00	186.74	1,230.32
MTD	06/30/18	179.0000	8.0000	3,399.55	141.28	3,540.83	207.87	48.62	343.91	162.87	0.00	371.10	2,406.46
QTD	06/30/18	553.0000	16.0000	10,551.85	282.56	10,834.41	636.78	148.92	1,084.66	500.53	0.00	1,119.67	7,343.85
21225	07/06/18	102.0000	0.0000	1,995.58	0.00	1,995.58	117.90	27.58	217.70	87.22	0.00	192.31	1,352.87
21255	07/20/18	54.0000	40.0000	1,077.26	706.40	1,783.66	104.77	24.50	172.48	76.94	0.00	185.95	1,219.02
MTD	07/31/18	156.0000	40.0000	3,072.84	706.40	3,779.24	222.67	52.08	390.18	164.16	0.00	378.26	2,571.89
21288	08/03/18	101.0000	0.0000	1,969.09	0.00	1,969.09	116.25	27.19	212.05	85.94	0.00	191.51	1,336.15
21318	08/17/18	108.0000	0.0000	2,154.52	0.00	2,154.52	127.76	29.88	251.62	94.93	0.00	197.08	1,453.25
21344	08/31/18	99.0000	0.0000	1,916.11	0.00	1,916.11	112.97	26.42	200.75	83.37	0.00	189.92	1,302.68
MTD	08/31/18	308.0000	0.0000	6,039.72	0.00	6,039.72	356.98	83.49	664.42	264.24	0.00	578.51	4,092.08

**Southern Water and Sewer District
Employee Check Record**

All Bank Accounts
January 1, 2018 - December 31, 2018

Check #	Date	Hours		Earnings			Withholding Taxes					Deductions	Net Pay
		Regular	Premium	Regular	Premium	Gross	FICA-SS	FICA-MED	Federal W/H	State W/H	Local W/H	Amount	
21373	09/14/18	96.0000	16.0000	1,977.92	282.56	2,260.48	134.33	31.41	274.24	100.07	0.00	200.25	1,520.18
21399	09/28/18	94.0000	0.0000	1,783.66	0.00	1,783.66	104.76	24.50	172.48	76.94	0.00	185.95	1,219.03
MTD	09/30/18	190.0000	16.0000	3,761.58	282.56	4,044.14	239.09	55.91	446.72	177.01	0.00	386.20	2,739.21
QTD	09/30/18	654.0000	56.0000	12,874.14	988.96	13,863.10	818.74	191.48	1,501.32	605.41	0.00	1,342.97	9,403.18
21429	10/12/18	100.0000	0.0000	1,942.60	0.00	1,942.60	114.61	26.81	206.40	84.65	0.00	190.72	1,319.41
21460	10/26/18	101.0000	0.0000	1,969.09	0.00	1,969.09	116.26	27.19	212.05	85.94	0.00	191.51	1,336.14
MTD	10/31/18	201.0000	0.0000	3,911.69	0.00	3,911.69	230.87	54.00	418.45	170.59	0.00	382.23	2,655.55
21487	11/09/18	94.0000	8.0000	1,854.30	141.28	1,995.58	117.90	27.57	217.70	87.22	0.00	192.31	1,352.88
21515	11/23/18	64.0000	24.0000	1,200.88	423.84	1,624.72	94.91	22.20	153.44	69.24	0.00	181.18	1,103.75
MTD	11/30/18	158.0000	32.0000	3,055.18	565.12	3,620.30	212.81	49.77	371.14	156.46	0.00	373.49	2,456.63
21543	12/07/18	110.0000	0.0000	2,207.50	0.00	2,207.50	131.04	30.64	262.93	97.50	0.00	198.67	1,486.72
21569	12/21/18	98.0000	0.0000	1,889.62	0.00	1,889.62	111.33	26.04	195.09	82.08	0.00	189.13	1,285.95
MTD	12/31/18	208.0000	0.0000	4,097.12	0.00	4,097.12	242.37	56.68	458.02	179.58	0.00	387.80	2,772.67
QTD	12/31/18	567.0000	32.0000	11,063.99	565.12	11,629.11	686.05	160.45	1,247.61	506.63	0.00	1,143.52	7,884.85
YTD	12/31/18	2,414.0000	128.0000	46,710.70	2,260.48	48,971.18	2,890.95	676.11	5,220.34	2,202.79	0.00	4,812.58	33,168.41
P4													
20809	01/05/18	20.5000	59.5000	1,767.17	0.00	1,767.17	107.04	25.03	227.93	83.42	0.00	156.54	1,167.21
20842	01/19/18	80.0000	0.0000	1,767.17	0.00	1,767.17	107.04	25.04	227.93	83.42	0.00	156.54	1,167.20
MTD	01/31/18	100.5000	59.5000	3,534.34	0.00	3,534.34	214.08	50.07	455.86	166.84	0.00	313.08	2,334.41
20880	02/02/18	0.0000	0.0000	1,767.17	0.00	1,767.17	107.04	25.03	176.79	83.31	0.00	156.54	1,218.46
20881	02/02/18	80.0000	0.0000	1,767.17	0.00	1,767.17	107.04	25.03	176.79	83.31	0.00	156.54	1,218.46
20914	02/16/18	80.0000	0.0000	1,767.17	0.00	1,767.17	107.04	25.04	176.79	83.31	0.00	156.54	1,218.45
MTD	02/28/18	160.0000	0.0000	5,301.51	0.00	5,301.51	321.12	75.10	530.37	249.93	0.00	469.62	3,655.37
20950	03/02/18	80.0000	0.0000	1,767.17	0.00	1,767.17	107.04	25.03	176.79	83.31	0.00	156.54	1,218.46
20982	03/16/18	80.0000	0.0000	1,767.17	0.00	1,767.17	107.04	25.03	176.79	83.31	0.00	156.54	1,218.46
21011	03/30/18	72.0000	8.0000	1,767.17	0.00	1,767.17	107.04	25.04	176.79	83.31	0.00	156.54	1,218.45

**Southern Water and Sewer District
Employee Check Record**

All Bank Accounts
January 1, 2018 - December 31, 2018

Check #	Date	Hours		Earnings		Gross	Withholding Taxes				Deductions		Net Pay
		Regular	Premium	Regular	Premium		FICA-SS	FICA-MED	Federal W/H	State W/H	Local W/H	Amount	
MTD	03/31/18	232.0000	8.0000	5,301.51	0.00	5,301.51	321.12	75.10	530.37	249.93	0.00	469.62	3,655.37
QTD	03/31/18	492.5000	67.5000	14,137.36	0.00	14,137.36	856.32	200.27	1,516.60	666.70	0.00	1,252.32	9,645.15
21045	04/13/18	80.0000	0.0000	1,767.17	0.00	1,767.17	107.04	25.03	176.79	83.31	0.00	156.54	1,218.46
21077	04/27/18	50.0000	30.0000	1,767.17	0.00	1,767.17	107.04	25.04	176.79	83.31	0.00	156.54	1,218.45
MTD	04/30/18	130.0000	30.0000	3,534.34	0.00	3,534.34	214.08	50.07	353.58	166.62	0.00	313.08	2,436.91
21116	05/11/18	80.0000	0.0000	1,767.17	0.00	1,767.17	107.04	25.03	176.79	83.31	0.00	156.54	1,218.46
21148	05/25/18	72.0000	8.0000	1,767.17	0.00	1,767.17	107.04	25.03	176.79	83.31	0.00	156.54	1,218.46
MTD	05/31/18	152.0000	8.0000	3,534.34	0.00	3,534.34	214.08	50.06	353.58	166.62	0.00	313.08	2,436.92
21181	06/08/18	55.0000	25.0000	1,767.17	0.00	1,767.17	107.04	25.04	176.79	83.31	0.00	156.54	1,218.45
21211	06/22/18	76.0000	4.0000	1,767.17	0.00	1,767.17	107.04	25.03	176.79	83.31	0.00	156.54	1,218.46
MTD	06/30/18	131.0000	29.0000	3,534.34	0.00	3,534.34	214.08	50.07	353.58	166.62	0.00	313.08	2,436.91
QTD	06/30/18	413.0000	67.0000	10,603.02	0.00	10,603.02	642.24	150.20	1,060.74	499.86	0.00	939.24	7,310.74
21241	07/06/18	80.0000	0.0000	1,767.17	0.00	1,767.17	107.04	25.03	176.79	77.92	0.00	156.54	1,223.85
21270	07/20/18	48.0000	32.0000	1,767.17	0.00	1,767.17	107.04	25.04	176.79	77.92	0.00	156.54	1,223.84
MTD	07/31/18	128.0000	32.0000	3,534.34	0.00	3,534.34	214.08	50.07	353.58	155.84	0.00	313.08	2,447.69
21303	08/03/18	61.0000	19.0000	1,767.17	0.00	1,767.17	107.04	25.03	176.79	77.92	0.00	156.54	1,223.85
21333	08/17/18	80.0000	0.0000	1,767.17	0.00	1,767.17	107.04	25.03	176.79	77.92	0.00	156.54	1,223.85
21358	08/31/18	72.0000	8.0000	1,767.17	0.00	1,767.17	107.04	25.04	176.79	77.92	0.00	156.54	1,223.84
MTD	08/31/18	213.0000	27.0000	5,301.51	0.00	5,301.51	321.12	75.10	530.37	233.76	0.00	469.62	3,671.54
21387	09/14/18	0.0000	0.0000	1,767.17	0.00	1,767.17	107.04	25.03	176.79	77.92	0.00	156.54	1,223.85
21413	09/28/18	66.0000	14.0000	1,767.17	0.00	1,767.17	107.04	25.03	176.79	77.92	0.00	156.54	1,223.85
MTD	09/30/18	66.0000	14.0000	3,534.34	0.00	3,534.34	214.08	50.06	353.58	155.84	0.00	313.08	2,447.70
QTD	09/30/18	407.0000	73.0000	12,370.19	0.00	12,370.19	749.28	175.23	1,237.53	545.44	0.00	1,095.78	8,566.93
21443	10/12/18	80.0000	0.0000	1,767.17	0.00	1,767.17	107.04	25.04	176.79	77.92	0.00	156.54	1,223.84

**Southern Water and Sewer District
Employee Check Record**

All Bank Accounts
January 1, 2018 - December 31, 2018

Check #	Date	Hours		Earnings			Withholding Taxes					Deductions	Net Pay
		Regular	Premium	Regular	Premium	Gross	FICA-SS	FICA-MED	Federal W/H	State W/H	Local W/H	Amount	
21474	10/26/18	72.0000	8.0000	1,767.17	0.00	1,767.17	107.04	25.03	176.79	77.92	0.00	156.54	1,223.85
MTD	10/31/18	152.0000	8.0000	3,534.34	0.00	3,534.34	214.08	50.07	353.58	155.84	0.00	313.08	2,447.69
21501	11/09/18	40.0000	40.0000	1,767.17	0.00	1,767.17	107.04	25.03	176.79	77.92	0.00	156.54	1,223.85
21529	11/23/18	80.0000	0.0000	1,767.17	0.00	1,767.17	107.04	25.04	176.79	77.92	0.00	156.54	1,223.84
MTD	11/30/18	120.0000	40.0000	3,534.34	0.00	3,534.34	214.08	50.07	353.58	155.84	0.00	313.08	2,447.69
21557	12/07/18	80.0000	0.0000	1,767.17	0.00	1,767.17	107.04	25.03	176.79	77.92	0.00	156.54	1,223.85
21583	12/21/18	80.0000	0.0000	1,767.17	0.00	1,767.17	107.04	25.04	176.79	77.92	0.00	156.54	1,223.84
MTD	12/31/18	160.0000	0.0000	3,534.34	0.00	3,534.34	214.08	50.07	353.58	155.84	0.00	313.08	2,447.69
QTD	12/31/18	432.0000	48.0000	10,603.02	0.00	10,603.02	642.24	150.21	1,060.74	467.52	0.00	939.24	7,343.07
YTD	12/31/18	1,744.5000	255.5000	47,713.59	0.00	47,713.59	2,890.08	675.91	4,875.61	2,179.52	0.00	4,226.58	32,865.89
D9													
20792	01/05/18	91.0000	0.0000	1,906.84	0.00	1,906.84	108.98	25.49	135.00	72.75	0.00	543.86	1,020.76
20825	01/19/18	163.0000	0.0000	4,040.92	0.00	4,040.92	241.30	56.43	410.48	178.58	0.00	863.97	2,290.16
MTD	01/31/18	254.0000	0.0000	5,947.76	0.00	5,947.76	350.28	81.92	545.48	251.33	0.00	1,407.83	3,310.92
20863	02/02/18	93.0000	0.0000	1,966.12	0.00	1,966.12	112.66	26.35	114.70	75.57	0.00	552.75	1,084.09
20898	02/16/18	93.0000	0.0000	1,966.12	0.00	1,966.12	112.66	26.35	114.70	75.57	0.00	552.75	1,084.09
MTD	02/28/18	186.0000	0.0000	3,932.24	0.00	3,932.24	225.32	52.70	229.40	151.14	0.00	1,105.50	2,168.18
20933	03/02/18	93.0000	0.0000	1,966.12	0.00	1,966.12	114.42	26.75	118.10	77.21	0.00	524.41	1,105.23
20966	03/16/18	93.0000	0.0000	1,966.12	0.00	1,966.12	114.41	26.76	118.10	77.21	0.00	524.41	1,105.23
20995	03/30/18	93.0000	0.0000	1,966.12	0.00	1,966.12	114.42	26.76	118.10	77.21	0.00	524.41	1,105.22
MTD	03/31/18	279.0000	0.0000	5,898.36	0.00	5,898.36	343.25	80.27	354.30	231.63	0.00	1,573.23	3,315.68
QTD	03/31/18	719.0000	0.0000	15,778.36	0.00	15,778.36	918.85	214.89	1,129.18	634.10	0.00	4,086.56	8,794.78
21029	04/13/18	93.0000	0.0000	1,966.12	0.00	1,966.12	114.42	26.76	118.10	77.21	0.00	524.41	1,105.22
21061	04/27/18	93.0000	0.0000	1,966.12	0.00	1,966.12	114.41	26.76	118.10	77.21	0.00	768.86	860.78
MTD	04/30/18	186.0000	0.0000	3,932.24	0.00	3,932.24	228.83	53.52	236.20	154.42	0.00	1,293.27	1,966.00

**Southern Water and Sewer District
Employee Check Record**

All Bank Accounts
January 1, 2018 - December 31, 2018

Check #	Date	Hours		Earnings			Withholding Taxes					Deductions	Net Pay
		Regular	Premium	Regular	Premium	Gross	FICA-SS	FICA-MED	Federal W/H	State W/H	Local W/H	Amount	
21133	05/25/18	93.0000	0.0000	1,966.12	0.00	1,966.12	114.41	26.76	146.41	90.89	0.00	526.62	1,061.03
MTD	05/31/18	93.0000	0.0000	1,966.12	0.00	1,966.12	114.41	26.76	146.41	90.89	0.00	526.62	1,061.03
21166	06/08/18	93.0000	0.0000	1,966.12	0.00	1,966.12	114.43	26.76	146.41	90.89	0.00	526.73	1,060.90
21196	06/22/18	95.0000	0.0000	2,025.40	0.00	2,025.40	118.09	27.62	153.31	94.23	0.00	535.07	1,097.08
MTD	06/30/18	188.0000	0.0000	3,991.52	0.00	3,991.52	232.52	54.38	299.72	185.12	0.00	1,061.80	2,157.98
QTD	06/30/18	467.0000	0.0000	9,889.88	0.00	9,889.88	575.76	134.66	682.33	430.43	0.00	2,881.69	5,185.01
21226	07/06/18	110.0000	0.0000	2,470.00	0.00	2,470.00	145.66	34.06	205.06	108.90	0.00	600.04	1,376.28
21256	07/20/18	110.0000	0.0000	2,470.00	0.00	2,470.00	145.65	34.07	205.06	108.90	0.00	600.04	1,376.28
MTD	07/31/18	220.0000	0.0000	4,940.00	0.00	4,940.00	291.31	68.13	410.12	217.80	0.00	1,200.08	2,752.56
21289	08/03/18	110.0000	0.0000	2,470.00	0.00	2,470.00	145.66	34.06	205.06	108.90	0.00	600.04	1,376.28
21319	08/17/18	110.0000	0.0000	2,470.00	0.00	2,470.00	145.66	34.07	205.06	108.90	0.00	600.04	1,376.27
21345	08/31/18	110.0000	0.0000	2,470.00	0.00	2,470.00	145.66	34.06	205.06	108.90	0.00	600.04	1,376.28
MTD	08/31/18	330.0000	0.0000	7,410.00	0.00	7,410.00	436.98	102.19	615.18	326.70	0.00	1,800.12	4,128.83
21374	09/14/18	80.0000	0.0000	1,580.80	0.00	1,580.80	90.52	21.17	101.56	65.77	0.00	472.18	829.60
21400	09/28/18	110.0000	0.0000	2,470.00	0.00	2,470.00	145.66	34.07	205.06	108.90	0.00	600.04	1,376.27
MTD	09/30/18	190.0000	0.0000	4,050.80	0.00	4,050.80	236.18	55.24	306.62	174.67	0.00	1,072.22	2,205.87
QTD	09/30/18	740.0000	0.0000	16,400.80	0.00	16,400.80	964.47	225.56	1,331.92	719.17	0.00	4,072.42	9,087.26
21452	10/12/18	110.0000	0.0000	2,470.00	0.00	2,470.00	145.66	34.06	205.06	108.90	0.00	600.04	1,376.28
21461	10/26/18	110.0000	0.0000	2,470.00	0.00	2,470.00	145.65	34.07	205.06	108.90	0.00	600.04	1,376.28
MTD	10/31/18	220.0000	0.0000	4,940.00	0.00	4,940.00	291.31	68.13	410.12	217.80	0.00	1,200.08	2,752.56
21488	11/09/18	80.0000	0.0000	1,580.80	0.00	1,580.80	90.53	21.17	101.56	65.77	0.00	472.18	829.59
21516	11/23/18	80.0000	0.0000	1,580.80	0.00	1,580.80	90.53	21.17	101.56	65.77	0.00	472.18	829.59
MTD	11/30/18	160.0000	0.0000	3,161.60	0.00	3,161.60	181.06	42.34	203.12	131.54	0.00	944.36	1,659.18
21544	12/07/18	108.5000	0.0000	2,425.54	0.00	2,425.54	142.90	33.42	199.89	106.74	0.00	593.65	1,348.94

**Southern Water and Sewer District
Employee Check Record**

All Bank Accounts
January 1, 2018 - December 31, 2018

Check #	Date	Hours		Earnings			Withholding Taxes					Deductions	Net Pay
		Regular	Premium	Regular	Premium	Gross	FICA-SS	FICA-MED	Federal W/H	State W/H	Local W/H	Amount	
21570	12/21/18	80.0000	0.0000	736.06	0.00	736.06	38.15	8.92	14.91	24.80	0.00	348.96	300.32
MTD	12/31/18	188.5000	0.0000	3,161.60	0.00	3,161.60	181.05	42.34	214.80	131.54	0.00	942.61	1,649.26
QTD	12/31/18	568.5000	0.0000	11,263.20	0.00	11,263.20	653.42	152.81	828.04	480.88	0.00	3,087.05	6,061.00
YTD	12/31/18	2,494.5000	0.0000	53,332.24	0.00	53,332.24	3,112.50	727.92	3,971.47	2,264.58	0.00	14,127.72	29,128.05
D13													
20793	01/05/18	80.0000	0.0000	956.80	0.00	956.80	56.33	13.17	23.56	38.42	0.00	119.94	705.38
20826	01/19/18	88.0000	0.0000	1,100.32	0.00	1,100.32	65.23	15.26	37.49	46.50	0.00	124.25	811.59
MTD	01/31/18	168.0000	0.0000	2,057.12	0.00	2,057.12	121.56	28.43	61.05	84.92	0.00	244.19	1,516.97
20864	02/02/18	78.0000	8.0000	968.76	95.68	1,064.44	63.01	14.74	22.08	44.37	0.00	123.17	797.07
20899	02/16/18	80.0000	0.0000	956.80	0.00	956.80	56.33	13.17	11.64	38.31	0.00	119.94	717.41
MTD	02/28/18	158.0000	8.0000	1,925.56	95.68	2,021.24	119.34	27.91	33.72	82.68	0.00	243.11	1,514.48
20934	03/02/18	80.0000	0.0000	956.80	0.00	956.80	52.88	12.37	6.07	35.08	0.00	175.68	674.72
20967	03/16/18	72.0000	8.0000	861.12	95.68	956.80	52.87	12.36	6.07	35.08	0.00	175.68	674.74
20996	03/30/18	72.0000	8.0000	861.12	95.68	956.80	52.88	12.37	6.07	35.08	0.00	175.68	674.72
MTD	03/31/18	224.0000	16.0000	2,679.04	191.36	2,870.40	158.63	37.10	18.21	105.24	0.00	527.04	2,024.18
QTD	03/31/18	550.0000	24.0000	6,661.72	287.04	6,948.76	399.53	93.44	112.98	272.84	0.00	1,014.34	5,055.63
21030	04/13/18	72.0000	8.0000	861.12	95.68	956.80	52.87	12.36	6.07	35.08	0.00	175.68	674.74
21062	04/27/18	80.0000	0.0000	956.80	0.00	956.80	52.88	12.37	6.07	35.08	0.00	175.68	674.72
MTD	04/30/18	152.0000	8.0000	1,817.92	95.68	1,913.60	105.75	24.73	12.14	70.16	0.00	351.36	1,349.46
21102	05/11/18	72.0000	8.0000	861.12	95.68	956.80	52.88	12.37	6.07	35.08	0.00	175.68	674.72
21134	05/25/18	80.0000	0.0000	956.80	0.00	956.80	52.87	12.36	6.07	35.08	0.00	175.68	674.74
MTD	05/31/18	152.0000	8.0000	1,817.92	95.68	1,913.60	105.75	24.73	12.14	70.16	0.00	351.36	1,349.46
21167	06/08/18	80.0000	0.0000	956.80	0.00	956.80	52.88	12.37	6.07	35.08	0.00	175.68	674.72
21197	06/22/18	24.0000	54.5000	287.04	651.82	938.86	51.76	12.10	4.33	34.07	0.00	175.15	661.45
MTD	06/30/18	104.0000	54.5000	1,243.84	651.82	1,895.66	104.64	24.47	10.40	69.15	0.00	350.83	1,336.17

**Southern Water and Sewer District
Employee Check Record**

All Bank Accounts
January 1, 2018 - December 31, 2018

Check #	Date	Hours		Earnings			Withholding Taxes				Deductions	Net Pay	
		Regular	Premium	Regular	Premium	Gross	FICA-SS	FICA-MED	Federal W/H	State W/H	Local W/H		Amount
QTD	06/30/18	408.0000	70.5000	4,879.68	843.18	5,722.86	316.14	73.93	34.68	209.47	0.00	1,053.55	4,035.09
21227	07/06/18	0.0000	54.5000	0.00	651.82	651.82	33.97	7.95	0.00	21.55	0.00	166.53	421.82
MTD	07/31/18	0.0000	54.5000	0.00	651.82	651.82	33.97	7.95	0.00	21.55	0.00	166.53	421.82
QTD	09/30/18	0.0000	54.5000	0.00	651.82	651.82	33.97	7.95	0.00	21.55	0.00	166.53	421.82
YTD	12/31/18	958.0000	149.0000	11,541.40	1,782.04	13,323.44	749.64	175.32	147.66	503.86	0.00	2,234.42	9,512.54
P17													
20812	01/05/18	130.5000	0.0000	2,463.97	0.00	2,463.97	146.58	34.28	250.39	117.37	0.00	259.12	1,656.23
20845	01/19/18	64.0000	24.0000	1,075.76	379.68	1,455.44	84.06	19.66	106.67	61.80	0.00	208.69	974.56
MTD	01/31/18	194.5000	24.0000	3,539.73	379.68	3,919.41	230.64	53.94	357.06	179.17	0.00	467.81	2,630.79
20884	02/02/18	31.0000	49.0000	490.42	775.18	1,265.60	72.28	16.91	65.84	51.23	0.00	199.20	860.14
20917	02/16/18	100.0000	0.0000	1,740.20	0.00	1,740.20	101.71	23.78	118.46	77.38	0.00	222.93	1,195.94
MTD	02/28/18	131.0000	49.0000	2,230.62	775.18	3,005.80	173.99	40.69	184.30	128.61	0.00	422.13	2,056.08
20953	03/02/18	136.0000	0.0000	2,594.48	0.00	2,594.48	154.68	36.18	215.84	124.45	0.00	265.64	1,797.69
20985	03/16/18	79.0000	6.0000	1,289.33	94.92	1,384.25	79.64	18.62	77.88	57.77	0.00	205.13	945.21
21014	03/30/18	82.0000	0.0000	1,313.06	0.00	1,313.06	75.23	17.60	70.35	53.85	0.00	201.57	894.46
MTD	03/31/18	297.0000	6.0000	5,196.87	94.92	5,291.79	309.55	72.40	364.07	236.07	0.00	672.34	3,637.36
QTD	03/31/18	622.5000	79.0000	10,967.22	1,249.78	12,217.00	714.18	167.03	905.43	543.85	0.00	1,562.28	8,324.23
21048	04/13/18	115.0000	0.0000	2,096.15	0.00	2,096.15	123.78	28.94	159.03	96.99	0.00	240.73	1,446.68
21080	04/27/18	117.0000	0.0000	2,143.61	0.00	2,143.61	126.72	29.64	164.44	99.61	0.00	243.10	1,480.10
MTD	04/30/18	232.0000	0.0000	4,239.76	0.00	4,239.76	250.50	58.58	323.47	196.60	0.00	483.83	2,926.78
21119	05/11/18	96.0000	0.0000	1,645.28	0.00	1,645.28	95.83	22.41	107.64	72.15	0.00	218.18	1,129.07
21151	05/25/18	95.0000	0.0000	1,621.55	0.00	1,621.55	94.35	22.06	104.93	70.84	0.00	217.00	1,112.37
MTD	05/31/18	191.0000	0.0000	3,266.83	0.00	3,266.83	190.18	44.47	212.57	142.99	0.00	435.18	2,241.44
21184	06/08/18	74.0000	18.0000	1,265.60	284.76	1,550.36	89.94	21.04	96.81	66.92	0.00	213.44	1,062.21

**Southern Water and Sewer District
Employee Check Record**

All Bank Accounts
January 1, 2018 - December 31, 2018

Check #	Date	Hours		Earnings			Withholding Taxes					Deductions	Net Pay
		Regular	Premium	Regular	Premium	Gross	FICA-SS	FICA-MED	Federal W/H	State W/H	Local W/H	Amount	
21214	06/22/18	91.0000	0.0000	1,526.63	0.00	1,526.63	88.47	20.69	94.11	65.61	0.00	212.25	1,045.50
MTD	06/30/18	165.0000	18.0000	2,792.23	284.76	3,076.99	178.41	41.73	190.92	132.53	0.00	425.69	2,107.71
QTD	06/30/18	588.0000	18.0000	10,298.82	284.76	10,583.58	619.09	144.78	726.96	472.12	0.00	1,344.70	7,275.93
21244	07/06/18	54.0000	40.0000	965.02	632.80	1,597.82	92.88	21.73	102.22	66.05	0.00	215.81	1,099.13
21273	07/20/18	101.0000	0.0000	1,763.93	0.00	1,763.93	103.18	24.13	121.16	73.94	0.00	224.12	1,217.40
MTD	07/31/18	155.0000	40.0000	2,728.95	632.80	3,361.75	196.06	45.86	223.38	139.99	0.00	439.93	2,316.53
21306	08/03/18	107.0000	0.0000	1,906.31	0.00	1,906.31	112.01	26.19	137.39	80.70	0.00	231.24	1,318.78
21336	08/17/18	46.0000	40.0000	775.18	632.80	1,407.98	81.12	18.97	80.58	57.03	0.00	206.32	963.96
21361	08/31/18	90.0000	0.0000	1,502.90	0.00	1,502.90	86.99	20.35	91.40	61.54	0.00	211.07	1,031.55
MTD	08/31/18	243.0000	40.0000	4,184.39	632.80	4,817.19	280.12	65.51	309.37	199.27	0.00	648.63	3,314.29
21393	09/14/18	114.5000	0.0000	2,084.29	0.00	2,084.29	123.05	28.78	157.68	89.15	0.00	240.13	1,445.50
21416	09/28/18	53.0000	40.0000	941.29	632.80	1,574.09	91.41	21.37	99.52	64.92	0.00	214.62	1,082.25
MTD	09/30/18	167.5000	40.0000	3,025.58	632.80	3,658.38	214.46	50.15	257.20	154.07	0.00	454.75	2,527.75
QTD	09/30/18	565.5000	120.0000	9,938.92	1,898.40	11,837.32	690.64	161.52	789.95	493.33	0.00	1,543.31	8,158.57
21446	10/12/18	95.0000	0.0000	1,621.55	0.00	1,621.55	94.35	22.07	104.93	67.17	0.00	217.00	1,116.03
21477	10/26/18	95.0000	0.0000	1,621.55	0.00	1,621.55	94.36	22.07	104.93	67.17	0.00	217.00	1,116.02
MTD	10/31/18	190.0000	0.0000	3,243.10	0.00	3,243.10	188.71	44.14	209.86	134.34	0.00	434.00	2,232.05
21504	11/09/18	104.0000	0.0000	1,835.12	0.00	1,835.12	107.59	25.16	129.28	77.32	0.00	227.68	1,268.09
21532	11/23/18	56.0000	32.0000	949.20	506.24	1,455.44	84.06	19.66	85.99	59.28	0.00	208.69	997.76
MTD	11/30/18	160.0000	32.0000	2,784.32	506.24	3,290.56	191.65	44.82	215.27	136.60	0.00	436.37	2,265.85
21560	12/07/18	128.0000	0.0000	2,404.64	0.00	2,404.64	142.90	33.42	194.20	104.37	0.00	256.15	1,673.60
21586	12/21/18	105.0000	0.0000	1,858.85	0.00	1,858.85	109.07	25.51	131.98	78.44	0.00	228.86	1,284.99
MTD	12/31/18	233.0000	0.0000	4,263.49	0.00	4,263.49	251.97	58.93	326.18	182.81	0.00	485.01	2,958.59
QTD	12/31/18	583.0000	32.0000	10,290.91	506.24	10,797.15	632.33	147.89	751.31	453.75	0.00	1,355.38	7,456.49

**Southern Water and Sewer District
Employee Check Record**

All Bank Accounts
January 1, 2018 - December 31, 2018

Check #	Date	Hours		Earnings			Withholding Taxes					Deductions	Net Pay
		Regular	Premium	Regular	Premium	Gross	FICA-SS	FICA-MED	Federal W/H	State W/H	Local W/H	Amount	
YTD	12/31/18	2,359.0000	249.0000	41,495.87	3,939.18	45,435.05	2,656.24	621.22	3,173.65	1,963.05	0.00	5,805.67	31,215.22
A7													
20781	01/05/18	9.0000	0.0000	109.98	0.00	109.98	6.82	1.59	2.15	0.29	0.00	15.19	83.94
20818	01/19/18	22.0000	0.0000	268.84	0.00	268.84	16.67	3.90	18.04	4.25	0.00	15.19	210.79
MTD	01/31/18	31.0000	0.0000	378.82	0.00	378.82	23.49	5.49	20.19	4.54	0.00	30.38	294.73
20852	02/02/18	5.0000	0.0000	61.10	0.00	61.10	3.79	0.89	0.00	0.00	0.00	15.19	41.23
20891	02/16/18	28.5000	0.0000	348.27	0.00	348.27	21.59	5.05	20.60	7.93	0.00	15.19	277.91
MTD	02/28/18	33.5000	0.0000	409.37	0.00	409.37	25.38	5.94	20.60	7.93	0.00	30.38	319.14
20922	03/02/18	12.0000	0.0000	146.64	0.00	146.64	9.09	2.13	0.43	0.99	0.00	15.19	118.81
20959	03/16/18	30.0000	0.0000	366.60	0.00	366.60	22.73	5.31	22.43	8.85	0.00	15.19	292.09
MTD	03/31/18	42.0000	0.0000	513.24	0.00	513.24	31.82	7.44	22.86	9.84	0.00	30.38	410.90
QTD	03/31/18	106.5000	0.0000	1,301.43	0.00	1,301.43	80.69	18.87	63.65	22.31	0.00	91.14	1,024.77
21018	04/13/18	24.0000	0.0000	293.28	0.00	293.28	18.18	4.25	15.10	5.18	0.00	15.19	235.38
21054	04/27/18	20.0000	0.0000	244.40	0.00	244.40	15.15	3.55	10.21	3.26	0.00	15.19	197.04
MTD	04/30/18	44.0000	0.0000	537.68	0.00	537.68	33.33	7.80	25.31	8.44	0.00	30.38	432.42
21090	05/11/18	10.0000	0.0000	122.20	0.00	122.20	7.58	1.77	0.00	0.50	0.00	15.19	97.16
21126	05/25/18	26.0000	0.0000	317.72	0.00	317.72	19.70	4.60	17.54	6.41	0.00	15.19	254.28
MTD	05/31/18	36.0000	0.0000	439.92	0.00	439.92	27.28	6.37	17.54	6.91	0.00	30.38	351.44
QTD	06/30/18	80.0000	0.0000	977.60	0.00	977.60	60.61	14.17	42.85	15.35	0.00	60.76	783.86
YTD	12/31/18	186.5000	0.0000	2,279.03	0.00	2,279.03	141.30	33.04	106.50	37.66	0.00	151.90	1,808.63
D28													
20794	01/05/18	86.0000	0.0000	1,434.68	0.00	1,434.68	87.40	20.44	156.88	69.15	0.00	87.73	1,013.08
20827	01/19/18	135.0000	0.0000	2,619.50	0.00	2,619.50	160.86	37.62	423.67	137.87	0.00	87.73	1,771.75
MTD	01/31/18	221.0000	0.0000	4,054.18	0.00	4,054.18	248.26	58.06	580.55	207.02	0.00	175.46	2,784.83
20865	02/02/18	95.0000	0.0000	1,652.30	0.00	1,652.30	100.89	23.60	151.72	81.66	0.00	87.73	1,206.70

**Southern Water and Sewer District
Employee Check Record**

All Bank Accounts
January 1, 2018 - December 31, 2018

Check #	Date	Hours		Earnings			Withholding Taxes					Deductions	Net Pay
		Regular	Premium	Regular	Premium	Gross	FICA-SS	FICA-MED	Federal W/H	State W/H	Local W/H	Amount	
MTD	02/28/18	95.0000	0.0000	1,652.30	0.00	1,652.30	100.89	23.60	151.72	81.66	0.00	87.73	1,206.70
20935	03/02/18	0.0000	101.8466	0.00	1,641.77	1,641.77	101.79	23.80	153.41	82.50	0.00	1,280.27	0.00
MTD	03/31/18	0.0000	101.8466	0.00	1,641.77	1,641.77	101.79	23.80	153.41	82.50	0.00	1,280.27	0.00
QTD	03/31/18	316.0000	101.8466	5,706.48	1,641.77	7,348.25	450.94	105.46	885.68	371.18	0.00	1,543.46	3,991.53
YTD	12/31/18	316.0000	101.8466	5,706.48	1,641.77	7,348.25	450.94	105.46	885.68	371.18	0.00	1,543.46	3,991.53
D33													
20795	01/05/18	83.0000	0.0000	1,142.44	0.00	1,142.44	67.09	15.69	60.35	68.16	0.00	117.62	813.53
20828	01/19/18	96.0000	8.0000	1,460.16	108.16	1,568.32	93.49	21.86	106.63	92.12	0.00	130.40	1,123.82
MTD	01/31/18	179.0000	8.0000	2,602.60	108.16	2,710.76	160.58	37.55	166.98	160.28	0.00	248.02	1,937.35
20866	02/02/18	80.0000	0.0000	1,081.60	0.00	1,081.60	63.31	14.81	42.53	64.63	0.00	115.80	780.52
20900	02/16/18	80.0000	0.0000	1,081.60	0.00	1,081.60	63.31	14.81	42.53	64.63	0.00	115.80	780.52
MTD	02/28/18	160.0000	0.0000	2,163.20	0.00	2,163.20	126.62	29.62	85.06	129.26	0.00	231.60	1,561.04
20936	03/02/18	56.0000	24.0000	757.12	324.48	1,081.60	61.77	14.44	40.03	63.18	0.00	141.92	760.26
20968	03/16/18	72.0000	8.0000	973.44	108.16	1,081.60	61.76	14.45	40.03	63.18	0.00	141.92	760.26
20997	03/30/18	73.0000	8.0000	993.72	108.16	1,101.88	63.02	14.74	45.30	66.23	0.00	109.47	803.12
MTD	03/31/18	201.0000	40.0000	2,724.28	540.80	3,265.08	186.55	43.63	125.36	192.59	0.00	393.31	2,323.64
QTD	03/31/18	540.0000	48.0000	7,490.08	648.96	8,139.04	473.75	110.80	377.40	482.13	0.00	872.93	5,822.03
21031	04/13/18	72.0000	8.0000	973.44	108.16	1,081.60	61.77	14.44	43.27	65.06	0.00	109.47	787.59
21063	04/27/18	64.0000	16.0000	865.28	216.32	1,081.60	61.76	14.45	43.27	65.06	0.00	109.47	787.59
MTD	04/30/18	136.0000	24.0000	1,838.72	324.48	2,163.20	123.53	28.89	86.54	130.12	0.00	218.94	1,575.18
21103	05/11/18	80.0000	0.0000	1,081.60	0.00	1,081.60	61.76	14.44	43.27	65.06	0.00	109.47	787.60
21135	05/25/18	80.0000	0.0000	1,081.60	0.00	1,081.60	61.76	14.45	43.27	65.06	0.00	109.47	787.59
MTD	05/31/18	160.0000	0.0000	2,163.20	0.00	2,163.20	123.52	28.89	86.54	130.12	0.00	218.94	1,575.19
21168	06/08/18	80.0000	0.0000	1,081.60	0.00	1,081.60	61.77	14.44	43.27	65.06	0.00	109.47	787.59

**Southern Water and Sewer District
Employee Check Record**

All Bank Accounts
January 1, 2018 - December 31, 2018

Check #	Date	Hours		Earnings			Withholding Taxes					Deductions	Net Pay
		Regular	Premium	Regular	Premium	Gross	FICA-SS	FICA-MED	Federal W/H	State W/H	Local W/H	Amount	
21198	06/22/18	80.0000	0.0000	1,081.60	0.00	1,081.60	61.77	14.45	43.27	65.06	0.00	109.47	787.58
MTD	06/30/18	160.0000	0.0000	2,163.20	0.00	2,163.20	123.54	28.89	86.54	130.12	0.00	218.94	1,575.17
QTD	06/30/18	456.0000	24.0000	6,165.12	324.48	6,489.60	370.59	86.67	259.62	390.36	0.00	656.82	4,725.54
21228	07/06/18	86.0000	0.0000	1,203.28	0.00	1,203.28	69.30	16.20	55.44	71.03	0.00	109.47	881.84
21257	07/20/18	92.0000	0.0000	1,324.96	0.00	1,324.96	76.86	17.98	67.61	77.11	0.00	109.47	975.93
MTD	07/31/18	178.0000	0.0000	2,528.24	0.00	2,528.24	146.16	34.18	123.05	148.14	0.00	218.94	1,857.77
21290	08/03/18	40.0000	40.0000	540.80	540.80	1,081.60	61.76	14.44	43.27	64.94	0.00	109.47	787.72
21320	08/17/18	80.0000	0.0000	1,081.60	0.00	1,081.60	61.76	14.45	43.27	64.94	0.00	109.47	787.71
21346	08/31/18	89.0000	8.0000	1,318.20	108.16	1,426.36	83.14	19.44	77.75	82.18	0.00	109.47	1,054.38
MTD	08/31/18	209.0000	48.0000	2,940.60	648.96	3,589.56	206.66	48.33	164.29	212.06	0.00	328.41	2,629.81
21375	09/14/18	48.0000	32.0000	648.96	432.64	1,081.60	61.77	14.45	43.27	64.94	0.00	109.47	787.70
21401	09/28/18	80.0000	0.0000	1,081.60	0.00	1,081.60	61.76	14.44	43.27	64.94	0.00	109.47	787.72
MTD	09/30/18	128.0000	32.0000	1,730.56	432.64	2,163.20	123.53	28.89	86.54	129.88	0.00	218.94	1,575.42
QTD	09/30/18	515.0000	80.0000	7,199.40	1,081.60	8,281.00	476.35	111.40	373.88	490.08	0.00	766.29	6,063.00
21431	10/12/18	95.0000	0.0000	1,385.80	0.00	1,385.80	80.62	18.86	73.69	80.15	0.00	109.47	1,023.01
21462	10/26/18	86.0000	0.0000	1,203.28	0.00	1,203.28	69.31	16.21	55.44	71.03	0.00	109.47	881.82
MTD	10/31/18	181.0000	0.0000	2,589.08	0.00	2,589.08	149.93	35.07	129.13	151.18	0.00	218.94	1,904.83
21489	11/09/18	82.0000	0.0000	1,122.16	0.00	1,122.16	64.28	15.03	47.33	66.97	0.00	109.47	819.08
21517	11/23/18	84.0000	0.0000	1,162.72	0.00	1,162.72	66.79	15.62	51.38	69.00	0.00	109.47	850.46
MTD	11/30/18	166.0000	0.0000	2,284.88	0.00	2,284.88	131.07	30.65	98.71	135.97	0.00	218.94	1,669.54
21545	12/07/18	84.0000	0.0000	1,162.72	0.00	1,162.72	66.80	15.62	51.38	69.00	0.00	109.47	850.45
21571	12/21/18	69.5000	40.0000	1,139.06	540.80	1,679.86	98.85	23.12	105.06	94.86	0.00	537.18	820.79
21587	12/21/18	48.0000	0.0000	648.96	0.00	648.96	40.24	9.41	20.00	47.58	0.00	531.73	0.00
MTD	12/31/18	201.5000	40.0000	2,950.74	540.80	3,491.54	205.89	48.15	176.44	211.44	0.00	1,178.38	1,671.24
QTD	12/31/18	548.5000	40.0000	7,824.70	540.80	8,365.50	486.89	113.87	404.28	498.59	0.00	1,616.26	5,245.61

**Southern Water and Sewer District
Employee Check Record**

All Bank Accounts
January 1, 2018 - December 31, 2018

Check #	Date	Hours		Earnings			Withholding Taxes					Deductions	Net Pay
		Regular	Premium	Regular	Premium	Gross	FICA-SS	FICA-MED	Federal W/H	State W/H	Local W/H	Amount	
YTD	12/31/18	2,059.5000	192.0000	28,679.30	2,595.84	31,275.14	1,807.58	422.74	1,415.18	1,861.16	0.00	3,912.30	21,856.18
A9													
20782	01/05/18	75.0000	8.0000	914.94	95.68	1,010.62	60.68	14.19	59.54	41.22	0.00	92.15	742.84
20819	01/19/18	83.0000	0.0000	1,010.62	0.00	1,010.62	60.67	14.19	59.54	41.22	0.00	92.15	742.85
MTD	01/31/18	158.0000	8.0000	1,925.56	95.68	2,021.24	121.35	28.38	119.08	82.44	0.00	184.30	1,485.69
20853	02/02/18	67.5000	16.0000	828.23	191.36	1,019.59	61.24	14.32	49.24	41.60	0.00	92.60	760.59
20892	02/16/18	49.0000	32.0000	592.02	382.72	974.74	58.45	13.67	44.98	39.13	0.00	90.36	728.15
MTD	02/28/18	116.5000	48.0000	1,420.25	574.08	1,994.33	119.69	27.99	94.22	80.73	0.00	182.96	1,488.74
20923	03/02/18	84.5000	0.0000	1,037.53	0.00	1,037.53	62.34	14.58	50.95	42.59	0.00	93.50	773.57
20960	03/16/18	76.0000	8.0000	932.88	95.68	1,028.56	61.28	14.33	49.27	41.62	0.00	91.61	770.45
20989	03/30/18	68.0000	16.0000	837.20	191.36	1,028.56	61.28	14.34	49.27	41.62	0.00	91.61	770.44
MTD	03/31/18	228.5000	24.0000	2,807.61	287.04	3,094.65	184.90	43.25	149.49	125.83	0.00	276.72	2,314.46
QTD	03/31/18	503.0000	80.0000	6,153.42	956.80	7,110.22	425.94	99.62	362.79	289.00	0.00	643.98	5,288.89
21019	04/13/18	67.0000	16.0000	819.26	191.36	1,010.62	60.17	14.07	47.57	40.63	0.00	90.71	757.47
21055	04/27/18	68.0000	16.0000	837.20	191.36	1,028.56	61.28	14.33	49.27	41.62	0.00	91.61	770.45
MTD	04/30/18	135.0000	32.0000	1,656.46	382.72	2,039.18	121.45	28.40	96.84	82.25	0.00	182.32	1,527.92
21091	05/11/18	67.5000	16.0000	828.23	382.72	1,210.95	72.59	16.97	66.60	51.67	0.00	100.73	902.39
21127	05/25/18	9.0000	56.0000	113.62	669.76	783.38	46.59	10.90	26.80	28.59	0.00	80.79	589.71
MTD	05/31/18	76.5000	72.0000	941.85	1,052.48	1,994.33	119.18	27.87	93.40	80.26	0.00	181.52	1,492.10
21156	06/08/18	84.0000	0.0000	1,028.56	0.00	1,028.56	61.79	14.45	50.09	42.10	0.00	93.05	767.08
21190	06/22/18	58.5000	24.0000	714.61	287.04	1,001.65	60.12	14.06	47.54	40.62	0.00	91.70	747.61
MTD	06/30/18	142.5000	24.0000	1,743.17	287.04	2,030.21	121.91	28.51	97.63	82.72	0.00	184.75	1,514.69
QTD	06/30/18	354.0000	128.0000	4,341.48	1,722.24	6,063.72	362.54	84.78	287.87	245.23	0.00	548.59	4,534.71
21216	07/06/18	87.0000	0.0000	1,082.38	0.00	1,082.38	63.57	14.87	52.71	43.70	0.00	120.74	786.79
21250	07/20/18	71.5000	16.0000	899.99	191.36	1,091.35	64.13	15.00	53.56	44.13	0.00	121.19	793.34

**Southern Water and Sewer District
Employee Check Record**

All Bank Accounts
January 1, 2018 - December 31, 2018

Check #	Date	Hours		Earnings			Withholding Taxes					Deductions	Net Pay
		Regular	Premium	Regular	Premium	Gross	FICA-SS	FICA-MED	Federal W/H	State W/H	Local W/H	Amount	
MTD	07/31/18	158.5000	16.0000	1,982.37	191.36	2,173.73	127.70	29.87	106.27	87.83	0.00	241.93	1,580.13
21279	08/03/18	68.5000	16.0000	846.17	191.36	1,037.53	60.80	14.22	48.45	41.57	0.00	118.50	753.99
21313	08/17/18	85.0000	0.0000	1,046.50	0.00	1,046.50	61.35	14.35	49.30	42.00	0.00	118.95	760.55
21339	08/31/18	78.5000	8.0000	977.73	95.68	1,073.41	63.02	14.73	51.85	43.27	0.00	120.29	780.25
MTD	08/31/18	232.0000	24.0000	2,870.40	287.04	3,157.44	185.17	43.30	149.60	126.84	0.00	357.74	2,294.79
21364	09/14/18	68.5000	16.0000	846.17	191.36	1,037.53	60.80	14.22	48.45	41.57	0.00	118.50	753.99
21394	09/28/18	76.0000	8.0000	932.88	95.68	1,028.56	60.24	14.09	47.59	41.14	0.00	118.05	747.45
MTD	09/30/18	144.5000	24.0000	1,779.05	287.04	2,066.09	121.04	28.31	96.04	82.71	0.00	236.55	1,501.44
QTD	09/30/18	535.0000	64.0000	6,631.82	765.44	7,397.26	433.91	101.48	351.91	297.38	0.00	836.22	5,376.36
21420	10/12/18	76.5000	8.0000	941.85	95.68	1,037.53	60.79	14.22	48.45	41.57	0.00	118.50	754.00
21455	10/26/18	76.5000	8.0000	941.85	95.68	1,037.53	60.80	14.22	48.45	41.57	0.00	118.50	753.99
MTD	10/31/18	153.0000	16.0000	1,883.70	191.36	2,075.06	121.59	28.44	96.90	83.14	0.00	237.00	1,507.99
21478	11/09/18	85.0000	0.0000	1,046.50	0.00	1,046.50	61.35	14.35	49.30	42.00	0.00	118.95	760.55
21510	11/23/18	83.5000	0.0000	1,019.59	0.00	1,019.59	59.68	13.95	46.74	40.72	0.00	117.60	740.90
MTD	11/30/18	168.5000	0.0000	2,066.09	0.00	2,066.09	121.03	28.30	96.04	82.72	0.00	236.55	1,501.45
21534	12/07/18	83.5000	0.0000	1,019.59	0.00	1,019.59	59.68	13.96	46.74	40.72	0.00	117.60	740.89
21564	12/21/18	68.5000	16.0000	846.17	191.36	1,037.53	60.80	14.22	48.45	41.57	0.00	118.50	753.99
MTD	12/31/18	152.0000	16.0000	1,865.76	191.36	2,057.12	120.48	28.18	95.19	82.29	0.00	236.10	1,494.88
QTD	12/31/18	473.5000	32.0000	5,815.55	382.72	6,198.27	363.10	84.92	288.13	248.15	0.00	709.65	4,504.32
YTD	12/31/18	1,865.5000	304.0000	22,942.27	3,827.20	26,769.47	1,585.49	370.80	1,290.70	1,079.76	0.00	2,738.44	19,704.28
D37													
20796	01/05/18	80.0000	0.0000	915.20	0.00	915.20	53.64	12.55	46.84	33.86	0.00	115.48	652.83
20829	01/19/18	141.0000	0.0000	1,961.96	0.00	1,961.96	118.54	27.72	180.42	90.32	0.00	188.76	1,356.20
MTD	01/31/18	221.0000	0.0000	2,877.16	0.00	2,877.16	172.18	40.27	227.26	124.18	0.00	304.24	2,009.03

**Southern Water and Sewer District
Employee Check Record**

All Bank Accounts
January 1, 2018 - December 31, 2018

Check #	Date	Hours		Earnings			Withholding Taxes				Deductions	Net Pay	
		Regular	Premium	Regular	Premium	Gross	FICA-SS	FICA-MED	Federal W/H	State W/H	Local W/H		Amount
20867	02/02/18	90.0000	0.0000	1,086.80	0.00	1,086.80	64.29	15.03	51.65	43.00	0.00	127.50	785.33
20901	02/16/18	72.0000	8.0000	823.68	91.52	915.20	53.64	12.55	35.69	33.75	0.00	115.48	664.09
MTD	02/28/18	162.0000	8.0000	1,910.48	91.52	2,002.00	117.93	27.58	87.34	76.75	0.00	242.98	1,449.42
20937	03/02/18	80.0000	0.0000	915.20	0.00	915.20	53.35	12.47	35.22	33.47	0.00	120.22	660.47
20969	03/16/18	80.0000	0.0000	915.20	0.00	915.20	53.34	12.48	35.22	33.47	0.00	120.22	660.47
20998	03/30/18	66.0000	16.0000	766.48	183.04	949.52	55.48	12.98	38.41	35.32	0.00	122.63	684.70
MTD	03/31/18	226.0000	16.0000	2,596.88	183.04	2,779.92	162.17	37.93	108.85	102.26	0.00	363.07	2,005.64
QTD	03/31/18	609.0000	24.0000	7,384.52	274.56	7,659.08	452.28	105.78	423.45	303.19	0.00	910.29	5,464.09
21032	04/13/18	80.0000	0.0000	915.20	0.00	915.20	53.35	12.47	35.22	33.47	0.00	120.22	660.47
21064	04/27/18	80.0000	0.0000	915.20	0.00	915.20	53.35	12.48	35.22	33.47	0.00	120.22	660.46
MTD	04/30/18	160.0000	0.0000	1,830.40	0.00	1,830.40	106.70	24.95	70.44	66.94	0.00	240.44	1,320.93
21104	05/11/18	80.0000	0.0000	915.20	0.00	915.20	53.35	12.48	35.22	33.47	0.00	120.22	660.46
21136	05/25/18	80.0000	0.0000	915.20	0.00	915.20	53.34	12.48	35.22	33.47	0.00	120.22	660.47
MTD	05/31/18	160.0000	0.0000	1,830.40	0.00	1,830.40	106.69	24.96	70.44	66.94	0.00	240.44	1,320.93
21169	06/08/18	80.0000	0.0000	915.20	0.00	915.20	53.35	12.47	35.22	33.47	0.00	120.22	660.47
21199	06/22/18	80.0000	0.0000	915.20	0.00	915.20	53.35	12.48	35.22	33.47	0.00	120.22	660.46
MTD	06/30/18	160.0000	0.0000	1,830.40	0.00	1,830.40	106.70	24.95	70.44	66.94	0.00	240.44	1,320.93
QTD	06/30/18	480.0000	0.0000	5,491.20	0.00	5,491.20	320.09	74.86	211.32	200.82	0.00	721.32	3,962.79
21229	07/06/18	32.0000	48.0000	366.08	549.12	915.20	53.35	12.47	35.22	34.95	0.00	120.22	658.99
21258	07/20/18	24.0000	56.0000	274.56	640.64	915.20	53.35	12.48	35.22	34.95	0.00	120.22	658.98
MTD	07/31/18	56.0000	104.0000	640.64	1,189.76	1,830.40	106.70	24.95	70.44	69.90	0.00	240.44	1,317.97
21291	08/03/18	55.0000	48.0000	760.76	549.12	1,309.88	77.82	18.20	71.92	53.31	0.00	147.85	940.78
21321	08/17/18	29.5378	14.4622	360.79	165.45	526.24	29.23	6.84	0.00	16.87	0.00	93.00	380.30
MTD	08/31/18	84.5378	62.4622	1,121.55	714.57	1,836.12	107.05	25.04	71.92	70.18	0.00	240.85	1,321.08
QTD	09/30/18	140.5378	166.4622	1,762.19	1,904.33	3,666.52	213.75	49.99	142.36	140.08	0.00	481.29	2,639.05

**Southern Water and Sewer District
Employee Check Record**

All Bank Accounts
January 1, 2018 - December 31, 2018

Check #	Date	Hours		Earnings			Withholding Taxes					Deductions	Net Pay
		Regular	Premium	Regular	Premium	Gross	FICA-SS	FICA-MED	Federal W/H	State W/H	Local W/H	Amount	
YTD	12/31/18	1,229.5378	190.4622	14,637.91	2,178.89	16,816.80	986.12	230.63	777.13	644.09	0.00	2,112.90	12,065.93
C5		[REDACTED]											
20789	01/05/18	0.0000	0.0000	500.00	0.00	500.00	31.00	7.25	50.00	6.30	0.00	21.63	383.82
MTD	01/31/18	0.0000	0.0000	500.00	0.00	500.00	31.00	7.25	50.00	6.30	0.00	21.63	383.82
20860	02/02/18	0.0000	0.0000	500.00	0.00	500.00	31.00	7.25	50.00	6.18	0.00	21.63	383.94
MTD	02/28/18	0.0000	0.0000	500.00	0.00	500.00	31.00	7.25	50.00	6.18	0.00	21.63	383.94
20930	03/02/18	0.0000	0.0000	500.00	0.00	500.00	31.00	7.25	50.00	6.18	0.00	21.63	383.94
MTD	03/31/18	0.0000	0.0000	500.00	0.00	500.00	31.00	7.25	50.00	6.18	0.00	21.63	383.94
QTD	03/31/18	0.0000	0.0000	1,500.00	0.00	1,500.00	93.00	21.75	150.00	18.66	0.00	64.89	1,151.70
21026	04/13/18	0.0000	0.0000	500.00	0.00	500.00	31.00	7.25	50.00	6.18	0.00	21.63	383.94
MTD	04/30/18	0.0000	0.0000	500.00	0.00	500.00	31.00	7.25	50.00	6.18	0.00	21.63	383.94
21098	05/11/18	0.0000	0.0000	500.00	0.00	500.00	31.00	7.25	50.00	6.18	0.00	21.63	383.94
MTD	05/31/18	0.0000	0.0000	500.00	0.00	500.00	31.00	7.25	50.00	6.18	0.00	21.63	383.94
21163	06/08/18	0.0000	0.0000	500.00	0.00	500.00	31.00	7.25	50.00	6.18	0.00	21.63	383.94
MTD	06/30/18	0.0000	0.0000	500.00	0.00	500.00	31.00	7.25	50.00	6.18	0.00	21.63	383.94
QTD	06/30/18	0.0000	0.0000	1,500.00	0.00	1,500.00	93.00	21.75	150.00	18.54	0.00	64.89	1,151.82
21223	07/06/18	0.0000	0.0000	500.00	0.00	500.00	31.00	7.25	50.00	14.46	0.00	21.63	375.66
MTD	07/31/18	0.0000	0.0000	500.00	0.00	500.00	31.00	7.25	50.00	14.46	0.00	21.63	375.66
21286	08/03/18	0.0000	0.0000	500.00	0.00	500.00	31.00	7.25	50.00	14.46	0.00	21.63	375.66
MTD	08/31/18	0.0000	0.0000	500.00	0.00	500.00	31.00	7.25	50.00	14.46	0.00	21.63	375.66
21371	09/14/18	0.0000	0.0000	500.00	0.00	500.00	31.00	7.25	50.00	14.46	0.00	21.63	375.66

**Southern Water and Sewer District
Employee Check Record**

All Bank Accounts
January 1, 2018 - December 31, 2018

Check #	Date	Hours		Earnings			Withholding Taxes					Deductions	Net Pay
		Regular	Premium	Regular	Premium	Gross	FICA-SS	FICA-MED	Federal W/H	State W/H	Local W/H	Amount	
MTD	09/30/18	0.0000	0.0000	500.00	0.00	500.00	31.00	7.25	50.00	14.46	0.00	21.63	375.66
QTD	09/30/18	0.0000	0.0000	1,500.00	0.00	1,500.00	93.00	21.75	150.00	43.38	0.00	64.89	1,126.98
21427	10/12/18	0.0000	0.0000	500.00	0.00	500.00	31.00	7.25	50.00	14.46	0.00	21.63	375.66
MTD	10/31/18	0.0000	0.0000	500.00	0.00	500.00	31.00	7.25	50.00	14.46	0.00	21.63	375.66
21485	11/09/18	0.0000	0.0000	500.00	0.00	500.00	31.00	7.25	50.00	14.46	0.00	21.63	375.66
MTD	11/30/18	0.0000	0.0000	500.00	0.00	500.00	31.00	7.25	50.00	14.46	0.00	21.63	375.66
21541	12/07/18	0.0000	0.0000	500.00	0.00	500.00	31.00	7.25	50.00	14.46	0.00	21.63	375.66
MTD	12/31/18	0.0000	0.0000	500.00	0.00	500.00	31.00	7.25	50.00	14.46	0.00	21.63	375.66
QTD	12/31/18	0.0000	0.0000	1,500.00	0.00	1,500.00	93.00	21.75	150.00	43.38	0.00	64.89	1,126.98
YTD	12/31/18	0.0000	0.0000	6,000.00	0.00	6,000.00	372.00	87.00	600.00	123.96	0.00	259.56	4,557.48
D40													
20797	01/05/18	84.0000	0.0000	1,073.28	0.00	1,073.28	56.81	13.29	58.36	40.54	0.00	156.98	747.30
20830	01/19/18	160.0000	0.0000	2,496.00	0.00	2,496.00	145.02	33.91	265.08	123.05	0.00	156.98	1,771.96
MTD	01/31/18	244.0000	0.0000	3,569.28	0.00	3,569.28	201.83	47.20	323.44	163.59	0.00	313.96	2,519.26
20868	02/02/18	99.0000	0.0000	1,354.08	0.00	1,354.08	75.77	17.72	78.69	58.16	0.00	131.98	991.76
20902	02/16/18	100.0000	8.0000	1,422.72	99.84	1,522.56	86.22	20.17	98.91	67.93	0.00	131.98	1,117.35
MTD	02/28/18	199.0000	8.0000	2,776.80	99.84	2,876.64	161.99	37.89	177.60	126.09	0.00	263.96	2,109.11
20938	03/02/18	108.0000	0.0000	1,522.56	0.00	1,522.56	87.24	20.40	100.89	68.89	0.00	115.43	1,129.71
20970	03/16/18	86.0000	0.0000	1,110.72	0.00	1,110.72	61.71	14.43	55.11	45.01	0.00	115.43	819.03
20999	03/30/18	74.0000	16.0000	985.92	199.68	1,185.60	66.35	15.52	62.59	49.35	0.00	115.43	876.36
MTD	03/31/18	268.0000	16.0000	3,619.20	199.68	3,818.88	215.30	50.35	218.59	163.25	0.00	346.29	2,825.10
QTD	03/31/18	711.0000	24.0000	9,965.28	299.52	10,264.80	579.12	135.44	719.63	452.93	0.00	924.21	7,453.47
21033	04/13/18	112.0000	0.0000	1,597.44	0.00	1,597.44	91.88	21.49	104.13	70.46	0.00	163.35	1,146.13

**Southern Water and Sewer District
Employee Check Record**

All Bank Accounts
January 1, 2018 - December 31, 2018

Check #	Date	Hours		Earnings			Withholding Taxes					Deductions	
		Regular	Premium	Regular	Premium	Gross	FICA-SS	FICA-MED	Federal W/H	State W/H	Local W/H	Amount	Net Pay
21065	04/27/18	126.0000	0.0000	1,859.52	0.00	1,859.52	108.13	25.29	134.63	85.20	0.00	171.22	1,335.05
MTD	04/30/18	238.0000	0.0000	3,456.96	0.00	3,456.96	200.01	46.78	238.76	155.66	0.00	334.57	2,481.18
21105	05/11/18	97.0000	0.0000	1,316.64	0.00	1,316.64	74.48	17.41	71.75	54.66	0.00	154.93	943.41
21137	05/25/18	111.0000	0.0000	1,578.72	0.00	1,578.72	90.72	21.22	101.95	69.40	0.00	162.79	1,132.64
MTD	05/31/18	208.0000	0.0000	2,895.36	0.00	2,895.36	165.20	38.63	173.70	124.06	0.00	317.72	2,076.05
21170	06/08/18	94.0000	8.0000	1,310.40	99.84	1,410.24	80.28	18.78	82.34	59.92	0.00	157.74	1,011.18
21200	06/22/18	110.0000	0.0000	1,560.00	0.00	1,560.00	89.57	20.94	99.77	68.35	0.00	162.23	1,119.14
MTD	06/30/18	204.0000	8.0000	2,870.40	99.84	2,970.24	169.85	39.72	182.11	128.27	0.00	319.97	2,130.32
QTD	06/30/18	650.0000	8.0000	9,222.72	99.84	9,322.56	535.06	125.13	594.57	407.99	0.00	972.26	6,687.55
21230	07/06/18	122.0000	8.0000	1,834.56	99.84	1,934.40	112.77	26.38	143.35	83.18	0.00	173.46	1,395.26
21259	07/20/18	129.0000	8.0000	1,965.60	99.84	2,065.44	120.90	28.27	158.60	89.54	0.00	177.39	1,490.74
MTD	07/31/18	251.0000	16.0000	3,800.16	199.68	3,999.84	233.67	54.65	301.95	172.72	0.00	350.85	2,886.00
21292	08/03/18	55.0000	48.0000	829.92	599.04	1,428.96	81.44	19.05	84.52	58.67	0.00	158.30	1,026.98
21322	08/17/18	115.0000	0.0000	1,653.60	0.00	1,653.60	95.37	22.30	110.67	69.56	0.00	165.04	1,190.66
21347	08/31/18	97.0000	8.0000	1,366.56	99.84	1,466.40	83.76	19.59	88.88	60.48	0.00	159.42	1,054.27
MTD	08/31/18	267.0000	56.0000	3,850.08	698.88	4,548.96	260.57	60.94	284.07	188.71	0.00	482.76	3,271.91
21376	09/14/18	115.0000	8.0000	1,703.52	99.84	1,803.36	104.65	24.48	128.10	76.83	0.00	169.53	1,299.77
21402	09/28/18	102.0000	0.0000	1,410.24	0.00	1,410.24	80.28	18.77	82.34	57.76	0.00	157.74	1,013.35
MTD	09/30/18	217.0000	8.0000	3,113.76	99.84	3,213.60	184.93	43.25	210.44	134.59	0.00	327.27	2,313.12
QTD	09/30/18	735.0000	80.0000	10,764.00	998.40	11,762.40	679.17	158.84	796.46	496.02	0.00	1,160.88	8,471.03
21432	10/12/18	91.0000	24.0000	1,354.08	299.52	1,653.60	95.36	22.31	110.67	69.56	0.00	165.04	1,190.66
21463	10/26/18	104.0000	0.0000	1,447.68	0.00	1,447.68	82.60	19.31	86.70	59.58	0.00	158.86	1,040.63
MTD	10/31/18	195.0000	24.0000	2,801.76	299.52	3,101.28	177.96	41.62	197.37	129.14	0.00	323.90	2,231.29
21490	11/09/18	107.0000	0.0000	1,503.84	0.00	1,503.84	86.08	20.13	93.23	62.30	0.00	160.55	1,081.55
21518	11/23/18	107.0000	0.0000	1,503.84	0.00	1,503.84	86.09	20.14	93.23	62.30	0.00	160.55	1,081.53

**Southern Water and Sewer District
Employee Check Record**

All Bank Accounts
January 1, 2018 - December 31, 2018

Check #	Date	Hours		Earnings			Withholding Taxes					Deductions	Net Pay
		Regular	Premium	Regular	Premium	Gross	FICA-SS	FICA-MED	Federal W/H	State W/H	Local W/H	Amount	
MTD	11/30/18	214.0000	0.0000	3,007.68	0.00	3,007.68	172.17	40.27	186.46	124.60	0.00	321.10	2,163.08
21546	12/07/18	120.0000	8.0000	1,797.12	99.84	1,896.96	110.45	25.83	138.99	81.37	0.00	172.34	1,367.98
21572	12/21/18	106.0000	8.0000	1,535.04	99.84	1,634.88	94.21	22.03	108.49	68.65	0.00	164.48	1,177.02
MTD	12/31/18	226.0000	16.0000	3,332.16	199.68	3,531.84	204.66	47.86	247.48	150.02	0.00	336.82	2,545.00
QTD	12/31/18	635.0000	40.0000	9,141.60	499.20	9,640.80	554.79	129.75	631.31	403.76	0.00	981.82	6,939.37
YTD	12/31/18	2,731.0000	152.0000	39,093.60	1,896.96	40,990.56	2,348.14	549.16	2,741.97	1,760.70	0.00	4,039.17	29,551.42
D41													
20798	01/05/18	56.0000	24.0000	669.76	287.04	956.80	56.22	13.15	94.77	36.10	0.00	116.98	639.58
20831	01/19/18	80.0000	0.0000	956.80	0.00	956.80	56.22	13.15	94.77	36.10	0.00	116.98	639.58
MTD	01/31/18	136.0000	24.0000	1,626.56	287.04	1,913.60	112.44	26.30	189.54	72.20	0.00	233.96	1,279.16
20869	02/02/18	72.0000	8.0000	861.12	95.68	956.80	56.22	13.15	76.37	35.99	0.00	116.98	658.09
20903	02/16/18	80.0000	0.0000	956.80	0.00	956.80	56.23	13.14	76.37	35.99	0.00	116.98	658.09
MTD	02/28/18	152.0000	8.0000	1,817.92	95.68	1,913.60	112.45	26.29	152.74	71.98	0.00	233.96	1,316.18
20939	03/02/18	80.0000	0.0000	956.80	0.00	956.80	57.77	13.52	79.37	37.44	0.00	91.98	676.72
20971	03/16/18	81.0000	0.0000	974.74	0.00	974.74	58.88	13.77	81.38	38.41	0.00	93.23	689.07
21000	03/30/18	82.0000	0.0000	992.68	0.00	992.68	60.00	14.03	83.38	39.37	0.00	94.49	701.41
MTD	03/31/18	243.0000	0.0000	2,924.22	0.00	2,924.22	176.65	41.32	244.13	115.22	0.00	279.70	2,067.20
QTD	03/31/18	531.0000	32.0000	6,368.70	382.72	6,751.42	401.54	93.91	586.41	259.40	0.00	747.62	4,662.54
21034	04/13/18	80.0000	0.0000	956.80	0.00	956.80	57.77	13.51	79.37	37.44	0.00	91.98	676.73
21066	04/27/18	80.0000	0.0000	956.80	0.00	956.80	57.77	13.51	79.37	37.44	0.00	91.98	676.73
MTD	04/30/18	160.0000	0.0000	1,913.60	0.00	1,913.60	115.54	27.02	158.74	74.88	0.00	183.96	1,353.46
21106	05/11/18	72.0000	8.0000	861.12	95.68	956.80	57.77	13.51	79.37	37.44	0.00	91.98	676.73
21138	05/25/18	80.0000	0.0000	956.80	0.00	956.80	57.77	13.51	79.37	37.44	0.00	91.98	676.73
MTD	05/31/18	152.0000	8.0000	1,817.92	95.68	1,913.60	115.54	27.02	158.74	74.88	0.00	183.96	1,353.46

**Southern Water and Sewer District
Employee Check Record**

All Bank Accounts
January 1, 2018 - December 31, 2018

Check #	Date	Hours		Earnings			Withholding Taxes					Deductions	Net Pay
		Regular	Premium	Regular	Premium	Gross	FICA-SS	FICA-MED	Federal W/H	State W/H	Local W/H	Amount	
21171	06/08/18	81.0000	0.0000	974.74	0.00	974.74	58.89	13.77	81.38	38.41	0.00	93.23	689.06
21201	06/22/18	80.0000	0.0000	956.80	0.00	956.80	57.77	13.51	79.37	37.44	0.00	91.98	676.73
MTD	06/30/18	161.0000	0.0000	1,931.54	0.00	1,931.54	116.66	27.28	160.75	75.85	0.00	185.21	1,365.79
QTD	06/30/18	473.0000	8.0000	5,663.06	95.68	5,758.74	347.74	81.32	478.23	225.61	0.00	553.13	4,072.71
21231	07/06/18	80.0000	0.0000	956.80	0.00	956.80	57.77	13.52	79.37	38.38	0.00	91.98	675.78
21260	07/20/18	64.0000	16.0000	765.44	191.36	956.80	57.77	13.51	79.37	38.38	0.00	91.98	675.79
MTD	07/31/18	144.0000	16.0000	1,722.24	191.36	1,913.60	115.54	27.03	158.74	76.76	0.00	183.96	1,351.57
21293	08/03/18	89.0000	0.0000	1,118.26	0.00	1,118.26	67.79	15.85	97.39	45.88	0.00	103.28	788.07
21323	08/17/18	72.0000	8.0000	861.12	95.68	956.80	57.77	13.51	79.37	38.38	0.00	91.98	675.79
21348	08/31/18	80.0000	0.0000	956.80	0.00	956.80	57.77	13.51	79.37	38.38	0.00	91.98	675.79
MTD	08/31/18	241.0000	8.0000	2,936.18	95.68	3,031.86	183.33	42.87	256.13	122.64	0.00	287.24	2,139.65
21377	09/14/18	64.0000	16.0000	765.44	191.36	956.80	57.77	13.51	79.37	38.38	0.00	91.98	675.79
21403	09/28/18	95.0000	0.0000	1,225.90	0.00	1,225.90	74.46	17.42	109.41	50.89	0.00	110.81	862.91
MTD	09/30/18	159.0000	16.0000	1,991.34	191.36	2,182.70	132.23	30.93	188.78	89.27	0.00	202.79	1,538.70
QTD	09/30/18	544.0000	40.0000	6,649.76	478.40	7,128.16	431.10	100.83	603.65	288.67	0.00	673.99	5,029.92
21433	10/12/18	80.0000	0.0000	956.80	0.00	956.80	57.77	13.51	79.37	38.38	0.00	91.98	675.79
21464	10/26/18	80.0000	0.0000	956.80	0.00	956.80	57.77	13.51	79.37	38.38	0.00	91.98	675.79
MTD	10/31/18	160.0000	0.0000	1,913.60	0.00	1,913.60	115.54	27.02	158.74	76.76	0.00	183.96	1,351.58
21491	11/09/18	80.0000	0.0000	956.80	0.00	956.80	57.77	13.51	79.37	38.38	0.00	91.98	675.79
21519	11/23/18	89.0000	0.0000	1,118.26	0.00	1,118.26	67.78	15.85	97.39	45.88	0.00	103.28	788.08
MTD	11/30/18	169.0000	0.0000	2,075.06	0.00	2,075.06	125.55	29.36	176.76	84.26	0.00	195.26	1,463.87
21547	12/07/18	41.0000	48.0000	544.18	574.08	1,118.26	67.78	15.85	97.39	45.88	0.00	103.28	788.08
21573	12/21/18	80.0000	0.0000	956.80	0.00	956.80	57.78	13.51	79.37	38.38	0.00	91.98	675.78
MTD	12/31/18	121.0000	48.0000	1,500.98	574.08	2,075.06	125.56	29.36	176.76	84.26	0.00	195.26	1,463.86
QTD	12/31/18	450.0000	48.0000	5,489.64	574.08	6,063.72	366.65	85.74	512.26	245.28	0.00	574.48	4,279.31


**Southern Water and Sewer District
Employee Check Record**

All Bank Accounts
January 1, 2018 - December 31, 2018

Check #	Date	Hours		Earnings			Withholding Taxes					Deductions	Net Pay
		Regular	Premium	Regular	Premium	Gross	FICA-SS	FICA-MED	Federal W/H	State W/H	Local W/H	Amount	
YTD	12/31/18	1,998.0000	128.0000	24,171.16	1,530.88	25,702.04	1,547.03	361.80	2,180.55	1,018.96	0.00	2,549.22	18,044.48
D44													
20799	01/05/18	80.0000	0.0000	873.60	0.00	873.60	52.61	12.30	92.16	35.09	0.00	58.71	622.73
20832	01/19/18	96.0000	0.0000	1,135.68	0.00	1,135.68	68.87	16.11	130.29	49.83	0.00	66.57	804.01
MTD	01/31/18	176.0000	0.0000	2,009.28	0.00	2,009.28	121.48	28.41	222.45	84.92	0.00	125.28	1,426.74
20870	02/02/18	87.0000	0.0000	988.26	0.00	988.26	59.72	13.97	87.63	41.43	0.00	62.15	723.36
20904	02/16/18	72.0000	8.0000	786.24	87.36	873.60	52.61	12.30	74.28	34.98	0.00	58.71	640.72
MTD	02/28/18	159.0000	8.0000	1,774.50	87.36	1,861.86	112.33	26.27	161.91	76.41	0.00	120.86	1,364.08
20940	03/02/18	80.0000	0.0000	873.60	0.00	873.60	52.61	12.31	74.28	34.98	0.00	66.90	632.52
20972	03/16/18	72.0000	8.0000	786.24	87.36	873.60	52.62	12.30	74.28	34.98	0.00	66.90	632.52
21001	03/30/18	80.0000	0.0000	873.60	0.00	873.60	52.61	12.31	74.28	34.98	0.00	66.90	632.52
MTD	03/31/18	232.0000	8.0000	2,533.44	87.36	2,620.80	157.84	36.92	222.84	104.94	0.00	200.70	1,897.56
QTD	03/31/18	567.0000	16.0000	6,317.22	174.72	6,491.94	391.65	91.60	607.20	266.27	0.00	446.84	4,688.38
21035	04/13/18	80.0000	0.0000	873.60	0.00	873.60	52.61	12.30	74.28	34.98	0.00	66.90	632.53
21067	04/27/18	80.0000	0.0000	873.60	0.00	873.60	52.62	12.31	74.28	34.98	0.00	66.90	632.51
MTD	04/30/18	160.0000	0.0000	1,747.20	0.00	1,747.20	105.23	24.61	148.56	69.96	0.00	133.80	1,265.04
21107	05/11/18	56.0000	24.0000	611.52	262.08	873.60	52.61	12.30	74.28	34.98	0.00	66.90	632.53
21139	05/25/18	40.0000	40.0000	436.80	436.80	873.60	52.62	12.30	74.28	34.98	0.00	66.90	632.52
MTD	05/31/18	96.0000	64.0000	1,048.32	698.88	1,747.20	105.23	24.60	148.56	69.96	0.00	133.80	1,265.05
21172	06/08/18	80.0000	0.0000	873.60	0.00	873.60	52.61	12.31	74.28	34.98	0.00	66.90	632.52
21202	06/22/18	80.0000	0.0000	873.60	0.00	873.60	52.61	12.30	74.28	34.98	0.00	66.90	632.53
MTD	06/30/18	160.0000	0.0000	1,747.20	0.00	1,747.20	105.22	24.61	148.56	69.96	0.00	133.80	1,265.05
QTD	06/30/18	416.0000	64.0000	4,542.72	698.88	5,241.60	315.68	73.82	445.68	209.88	0.00	401.40	3,795.14
21232	07/06/18	80.0000	0.0000	873.60	0.00	873.60	52.61	12.31	74.28	36.25	0.00	66.90	631.25
21261	07/20/18	90.0000	0.0000	1,037.40	0.00	1,037.40	62.77	14.68	93.35	44.20	0.00	71.81	750.59

**Southern Water and Sewer District
Employee Check Record**

All Bank Accounts
January 1, 2018 - December 31, 2018

Check #	Date	Hours		Earnings			Withholding Taxes					Deductions	Net Pay
		Regular	Premium	Regular	Premium	Gross	FICA-SS	FICA-MED	Federal W/H	State W/H	Local W/H	Amount	
MTD	07/31/18	170.0000	0.0000	1,911.00	0.00	1,911.00	115.38	26.99	167.63	80.45	0.00	138.71	1,381.84
21294	08/03/18	95.0000	0.0000	1,119.30	0.00	1,119.30	67.85	15.87	102.88	48.17	0.00	74.27	810.26
21324	08/17/18	78.0000	8.0000	884.52	87.36	971.88	58.70	13.73	85.72	41.02	0.00	69.85	702.86
21349	08/31/18	80.0000	0.0000	873.60	0.00	873.60	52.62	12.30	74.28	36.25	0.00	66.90	631.25
MTD	08/31/18	253.0000	8.0000	2,877.42	87.36	2,964.78	179.17	41.90	262.88	125.44	0.00	211.02	2,144.37
21378	09/14/18	80.0000	0.0000	873.60	0.00	873.60	52.61	12.30	74.28	36.25	0.00	66.90	631.26
21404	09/28/18	82.0000	0.0000	906.36	0.00	906.36	54.65	12.78	78.10	37.84	0.00	67.88	655.11
MTD	09/30/18	162.0000	0.0000	1,779.96	0.00	1,779.96	107.26	25.08	152.38	74.09	0.00	134.78	1,286.37
QTD	09/30/18	585.0000	8.0000	6,568.38	87.36	6,655.74	401.81	93.97	582.89	279.98	0.00	484.51	4,812.58
21434	10/12/18	89.0000	0.0000	1,021.02	0.00	1,021.02	61.75	14.45	91.44	43.40	0.00	71.32	738.66
21465	10/26/18	80.0000	0.0000	873.60	0.00	873.60	52.61	12.30	74.28	36.25	0.00	66.90	631.26
MTD	10/31/18	169.0000	0.0000	1,894.62	0.00	1,894.62	114.36	26.75	165.72	79.65	0.00	138.22	1,369.92
21492	11/09/18	80.0000	0.0000	873.60	0.00	873.60	52.62	12.31	74.28	36.25	0.00	66.90	631.24
21520	11/23/18	72.0000	8.0000	786.24	87.36	873.60	52.61	12.30	74.28	36.25	0.00	66.90	631.26
MTD	11/30/18	152.0000	8.0000	1,659.84	87.36	1,747.20	105.23	24.61	148.56	72.50	0.00	133.80	1,262.50
21548	12/07/18	80.0000	0.0000	873.60	0.00	873.60	52.61	12.31	74.28	36.25	0.00	66.90	631.25
21574	12/21/18	107.0000	0.0000	1,315.86	0.00	1,315.86	80.03	18.71	125.76	57.70	0.00	80.17	953.49
MTD	12/31/18	187.0000	0.0000	2,189.46	0.00	2,189.46	132.64	31.02	200.04	93.95	0.00	147.07	1,584.74
QTD	12/31/18	508.0000	8.0000	5,743.92	87.36	5,831.28	352.23	82.38	514.32	246.10	0.00	419.09	4,217.16
YTD	12/31/18	2,076.0000	96.0000	23,172.24	1,048.32	24,220.56	1,461.37	341.77	2,150.09	1,002.23	0.00	1,751.84	17,513.26
D45													
20800	01/05/18	90.0000	0.0000	1,185.60	0.00	1,185.60	70.12	16.40	78.55	50.93	0.00	113.30	856.30
20833	01/19/18	165.0000	0.0000	2,589.60	0.00	2,589.60	157.17	36.76	282.83	129.91	0.00	155.42	1,827.51
MTD	01/31/18	255.0000	0.0000	3,775.20	0.00	3,775.20	227.29	53.16	361.38	180.84	0.00	268.72	2,683.81

**Southern Water and Sewer District
Employee Check Record**

All Bank Accounts
January 1, 2018 - December 31, 2018

Check #	Date	Hours		Earnings			Withholding Taxes					Deductions	Net Pay
		Regular	Premium	Regular	Premium	Gross	FICA-SS	FICA-MED	Federal W/H	State W/H	Local W/H	Amount	
20871	02/02/18	107.0000	0.0000	1,503.84	0.00	1,503.84	89.85	21.01	100.53	68.72	0.00	122.85	1,100.88
20905	02/16/18	113.0000	0.0000	1,616.16	0.00	1,616.16	96.82	22.64	113.61	75.04	0.00	126.21	1,181.84
MTD	02/28/18	220.0000	0.0000	3,120.00	0.00	3,120.00	186.67	43.65	214.14	143.76	0.00	249.06	2,282.72
20941	03/02/18	84.0000	16.0000	1,173.12	199.68	1,372.80	79.51	18.60	80.98	59.27	0.00	154.74	979.70
20973	03/16/18	101.0000	0.0000	1,391.52	0.00	1,391.52	80.67	18.86	83.16	60.32	0.00	155.31	993.20
21002	03/30/18	97.0000	8.0000	1,366.56	99.84	1,466.40	85.31	19.96	91.88	64.53	0.00	157.55	1,047.17
MTD	03/31/18	282.0000	24.0000	3,931.20	299.52	4,230.72	245.49	57.42	256.02	184.12	0.00	467.60	3,020.07
QTD	03/31/18	757.0000	24.0000	10,826.40	299.52	11,125.92	659.45	154.23	831.54	508.72	0.00	985.38	7,986.60
21036	04/13/18	134.0000	0.0000	2,009.28	0.00	2,009.28	118.96	27.82	155.07	95.08	0.00	173.84	1,438.51
21068	04/27/18	121.0000	0.0000	1,765.92	0.00	1,765.92	103.89	24.29	126.74	81.38	0.00	166.54	1,263.08
MTD	04/30/18	255.0000	0.0000	3,775.20	0.00	3,775.20	222.85	52.11	281.81	176.46	0.00	340.38	2,701.59
21108	05/11/18	107.0000	0.0000	1,503.84	0.00	1,503.84	87.63	20.50	96.23	66.64	0.00	158.68	1,074.16
21140	05/25/18	115.0000	0.0000	1,653.60	0.00	1,653.60	96.92	22.66	113.67	75.07	0.00	163.17	1,182.11
MTD	05/31/18	222.0000	0.0000	3,157.44	0.00	3,157.44	184.55	43.16	209.90	141.71	0.00	321.85	2,256.27
21173	06/08/18	110.0000	0.0000	1,560.00	0.00	1,560.00	91.11	21.31	102.77	69.80	0.00	160.36	1,114.65
21203	06/22/18	119.0000	0.0000	1,728.48	0.00	1,728.48	101.56	23.75	122.38	79.28	0.00	165.41	1,236.10
MTD	06/30/18	229.0000	0.0000	3,288.48	0.00	3,288.48	192.67	45.06	225.15	149.08	0.00	325.77	2,350.75
QTD	06/30/18	706.0000	0.0000	10,221.12	0.00	10,221.12	600.07	140.33	716.86	467.25	0.00	988.00	7,308.61
21233	07/06/18	141.0000	0.0000	2,140.32	0.00	2,140.32	127.09	29.73	170.32	94.42	0.00	177.77	1,540.99
21262	07/20/18	135.0000	8.0000	2,077.92	99.84	2,177.76	129.41	30.26	174.68	96.23	0.00	178.89	1,568.29
MTD	07/31/18	276.0000	8.0000	4,218.24	99.84	4,318.08	256.50	59.99	345.00	190.65	0.00	356.66	3,109.28
21295	08/03/18	135.0000	0.0000	2,028.00	0.00	2,028.00	120.13	28.10	157.25	88.97	0.00	174.40	1,459.15
21325	08/17/18	126.0000	0.0000	1,859.52	0.00	1,859.52	109.69	25.65	137.63	80.80	0.00	169.35	1,336.40
21350	08/31/18	123.0000	0.0000	1,803.36	0.00	1,803.36	106.20	24.84	131.10	78.08	0.00	167.66	1,295.48
MTD	08/31/18	384.0000	0.0000	5,690.88	0.00	5,690.88	336.02	78.59	425.98	247.85	0.00	511.41	4,091.03

**Southern Water and Sewer District
Employee Check Record**

All Bank Accounts
January 1, 2018 - December 31, 2018

Check #	Date	Hours		Earnings			Withholding Taxes					Deductions	Net Pay
		Regular	Premium	Regular	Premium	Gross	FICA-SS	FICA-MED	Federal W/H	State W/H	Local W/H	Amount	
21379	09/14/18	114.0000	8.0000	1,684.80	99.84	1,784.64	105.04	24.56	128.92	77.17	0.00	167.10	1,281.85
21405	09/28/18	87.0000	32.0000	1,329.12	399.36	1,728.48	101.56	23.76	122.38	74.44	0.00	165.41	1,240.93
MTD	09/30/18	201.0000	40.0000	3,013.92	499.20	3,513.12	206.60	48.32	251.30	151.61	0.00	332.51	2,522.78
QTD	09/30/18	861.0000	48.0000	12,923.04	599.04	13,522.08	799.12	186.90	1,022.28	590.11	0.00	1,200.58	9,723.09
21435	10/12/18	114.0000	0.0000	1,634.88	0.00	1,634.88	95.75	22.39	111.49	69.90	0.00	162.61	1,172.74
21466	10/26/18	127.0000	0.0000	1,878.24	0.00	1,878.24	110.85	25.92	139.81	81.71	0.00	169.91	1,350.04
MTD	10/31/18	241.0000	0.0000	3,513.12	0.00	3,513.12	206.60	48.31	251.30	151.61	0.00	332.52	2,522.78
21493	11/09/18	135.0000	0.0000	2,028.00	0.00	2,028.00	120.13	28.10	164.55	92.01	0.00	113.56	1,509.65
21521	11/23/18	119.0000	0.0000	1,728.48	0.00	1,728.48	101.56	23.75	128.60	77.04	0.00	113.56	1,283.97
MTD	11/30/18	254.0000	0.0000	3,756.48	0.00	3,756.48	221.69	51.85	293.15	169.05	0.00	227.12	2,793.62
21549	12/07/18	149.0000	0.0000	2,290.08	0.00	2,290.08	136.37	31.89	196.00	105.12	0.00	113.56	1,707.14
21575	12/21/18	123.0000	0.0000	1,803.36	0.00	1,803.36	106.21	24.84	137.59	80.78	0.00	113.56	1,340.38
MTD	12/31/18	272.0000	0.0000	4,093.44	0.00	4,093.44	242.58	56.73	333.59	185.90	0.00	227.12	3,047.52
QTD	12/31/18	767.0000	0.0000	11,363.04	0.00	11,363.04	670.87	156.89	878.04	506.56	0.00	786.76	8,363.92
YTD	12/31/18	3,091.0000	72.0000	45,333.60	898.56	46,232.16	2,729.51	638.35	3,448.72	2,072.64	0.00	3,960.72	33,382.22
D48													
20801	01/05/18	84.0000	0.0000	939.12	0.00	939.12	55.76	13.04	56.67	39.55	0.00	64.76	709.34
20834	01/19/18	160.0000	0.0000	2,184.00	0.00	2,184.00	132.94	31.09	235.87	111.76	0.00	64.76	1,607.58
MTD	01/31/18	244.0000	0.0000	3,123.12	0.00	3,123.12	188.70	44.13	292.54	151.31	0.00	129.52	2,316.92
20872	02/02/18	93.0000	0.0000	1,086.54	0.00	1,086.54	64.90	15.18	60.25	47.99	0.00	64.76	833.46
20906	02/16/18	95.0000	8.0000	1,162.98	87.36	1,250.34	75.06	17.55	77.31	57.49	0.00	39.76	983.17
MTD	02/28/18	188.0000	8.0000	2,249.52	87.36	2,336.88	139.96	32.73	137.56	105.48	0.00	104.52	1,816.63
20942	03/02/18	97.0000	8.0000	1,195.74	87.36	1,283.10	74.55	17.44	76.33	57.02	0.00	105.65	952.11
20974	03/16/18	80.0000	0.0000	873.60	0.00	873.60	49.16	11.50	34.87	33.27	0.00	105.65	639.15
21003	03/30/18	98.0000	0.0000	1,168.44	0.00	1,168.44	67.45	15.77	64.36	50.37	0.00	105.65	864.84

**Southern Water and Sewer District
Employee Check Record**

All Bank Accounts
January 1, 2018 - December 31, 2018

Check #	Date	Hours		Earnings			Withholding Taxes					Deductions	
		Regular	Premium	Regular	Premium	Gross	FICA-SS	FICA-MED	Federal W/H	State W/H	Local W/H	Amount	Net Pay
MTD	03/31/18	275.0000	8.0000	3,237.78	87.36	3,325.14	191.16	44.71	175.56	140.66	0.00	316.95	2,456.10
QTD	03/31/18	707.0000	16.0000	8,610.42	174.72	8,785.14	519.82	121.57	605.66	397.45	0.00	550.99	6,589.65
21037	04/13/18	102.0000	8.0000	1,277.64	87.36	1,365.00	79.63	18.62	86.16	61.77	0.00	80.65	1,038.17
21069	04/27/18	101.0000	8.0000	1,261.26	87.36	1,348.62	78.61	18.39	84.19	60.82	0.00	80.65	1,025.96
MTD	04/30/18	203.0000	16.0000	2,538.90	174.72	2,713.62	158.24	37.01	170.35	122.59	0.00	161.30	2,064.13
21109	05/11/18	80.0000	0.0000	873.60	0.00	873.60	49.16	11.50	34.87	33.27	0.00	80.65	664.15
21141	05/25/18	97.0000	0.0000	1,152.06	0.00	1,152.06	66.43	15.53	62.72	49.42	0.00	80.65	877.31
MTD	05/31/18	177.0000	0.0000	2,025.66	0.00	2,025.66	115.59	27.03	97.59	82.69	0.00	161.30	1,541.46
21174	06/08/18	94.0000	8.0000	1,146.60	87.36	1,233.96	71.51	16.73	70.91	54.17	0.00	105.65	914.99
21204	06/22/18	108.0000	0.0000	1,332.24	0.00	1,332.24	77.60	18.14	82.23	59.87	0.00	105.65	988.75
MTD	06/30/18	202.0000	8.0000	2,478.84	87.36	2,566.20	149.11	34.87	153.14	114.04	0.00	211.30	1,903.74
QTD	06/30/18	582.0000	24.0000	7,043.40	262.08	7,305.48	422.94	98.91	421.08	319.32	0.00	533.90	5,509.33
21234	07/06/18	131.0000	0.0000	1,708.98	0.00	1,708.98	100.95	23.61	127.44	76.55	0.00	105.65	1,274.78
21263	07/20/18	84.0000	24.0000	1,070.16	262.08	1,332.24	77.60	18.15	82.23	57.71	0.00	80.65	1,015.90
MTD	07/31/18	215.0000	24.0000	2,779.14	262.08	3,041.22	178.55	41.76	209.67	134.26	0.00	186.30	2,290.68
21296	08/03/18	111.0000	8.0000	1,425.06	87.36	1,512.42	88.77	20.76	103.85	66.72	0.00	80.65	1,151.67
21326	08/17/18	108.0000	0.0000	1,332.24	0.00	1,332.24	77.60	18.15	82.23	57.71	0.00	80.65	1,015.90
21351	08/31/18	105.0000	0.0000	1,283.10	0.00	1,283.10	74.55	17.44	76.33	55.26	0.00	80.65	978.87
MTD	08/31/18	324.0000	8.0000	4,040.40	87.36	4,127.76	240.92	56.35	262.41	179.69	0.00	241.95	3,146.44
21380	09/14/18	94.0000	0.0000	1,102.92	0.00	1,102.92	63.38	14.82	57.80	46.25	0.00	80.65	840.02
21406	09/28/18	105.0000	0.0000	1,283.10	0.00	1,283.10	74.55	17.43	76.33	55.26	0.00	80.65	978.88
MTD	09/30/18	199.0000	0.0000	2,386.02	0.00	2,386.02	137.93	32.25	134.13	101.51	0.00	161.30	1,818.90
QTD	09/30/18	738.0000	32.0000	9,205.56	349.44	9,555.00	557.40	130.36	606.21	415.46	0.00	589.55	7,256.02
21436	10/12/18	89.0000	16.0000	1,108.38	174.72	1,283.10	74.56	17.44	76.33	55.26	0.00	80.65	978.86
21467	10/26/18	104.0000	0.0000	1,266.72	0.00	1,266.72	73.53	17.20	74.37	54.44	0.00	80.65	966.53

**Southern Water and Sewer District
Employee Check Record**

All Bank Accounts
January 1, 2018 - December 31, 2018

Check #	Date	Hours		Earnings			Withholding Taxes					Deductions	Net Pay
		Regular	Premium	Regular	Premium	Gross	FICA-SS	FICA-MED	Federal W/H	State W/H	Local W/H	Amount	
MTD	10/31/18	193.0000	16.0000	2,375.10	174.72	2,549.82	148.09	34.64	150.70	109.70	0.00	161.30	1,945.39
21494	11/09/18	104.0000	0.0000	1,266.72	0.00	1,266.72	73.54	17.20	74.37	54.44	0.00	80.65	966.52
21522	11/23/18	107.0000	0.0000	1,315.86	0.00	1,315.86	76.58	17.91	80.26	56.90	0.00	80.65	1,003.56
MTD	11/30/18	211.0000	0.0000	2,582.58	0.00	2,582.58	150.12	35.11	154.63	111.34	0.00	161.30	1,970.08
21550	12/07/18	134.0000	0.0000	1,758.12	0.00	1,758.12	104.00	24.32	133.33	79.01	0.00	80.65	1,336.81
21576	12/21/18	88.0000	16.0000	1,092.00	174.72	1,266.72	73.54	17.20	74.37	54.44	0.00	80.65	966.52
MTD	12/31/18	222.0000	16.0000	2,850.12	174.72	3,024.84	177.54	41.52	207.70	133.45	0.00	161.30	2,303.33
QTD	12/31/18	626.0000	32.0000	7,807.80	349.44	8,157.24	475.75	111.27	513.03	354.49	0.00	483.90	6,218.80
YTD	12/31/18	2,653.0000	104.0000	32,667.18	1,135.68	33,802.86	1,975.91	462.11	2,145.98	1,486.72	0.00	2,158.34	25,573.80
D49													
20802	01/05/18	84.0000	0.0000	939.12	0.00	939.12	52.93	12.38	52.10	36.91	0.00	85.41	699.39
20835	01/19/18	102.0000	16.0000	1,321.32	174.72	1,496.04	87.46	20.45	125.83	69.21	0.00	85.41	1,107.68
MTD	01/31/18	186.0000	16.0000	2,260.44	174.72	2,435.16	140.39	32.83	177.93	106.12	0.00	170.82	1,807.07
20873	02/02/18	99.0000	0.0000	1,184.82	0.00	1,184.82	68.16	15.94	65.52	51.05	0.00	85.41	898.74
20907	02/16/18	92.0000	8.0000	1,113.84	87.36	1,201.20	69.18	16.18	67.16	52.00	0.00	85.41	911.27
MTD	02/28/18	191.0000	8.0000	2,298.66	87.36	2,386.02	137.34	32.12	132.68	103.05	0.00	170.82	1,810.01
20943	03/02/18	90.0000	0.0000	1,037.40	0.00	1,037.40	59.02	13.81	50.78	42.49	0.00	99.59	771.71
20975	03/16/18	85.0000	8.0000	999.18	87.36	1,086.54	62.07	14.51	55.69	45.34	0.00	99.59	809.34
21004	03/30/18	82.0000	8.0000	950.04	87.36	1,037.40	59.03	13.81	50.78	42.49	0.00	99.59	771.70
MTD	03/31/18	257.0000	16.0000	2,986.62	174.72	3,161.34	180.12	42.13	157.25	130.32	0.00	298.77	2,352.75
QTD	03/31/18	634.0000	40.0000	7,545.72	436.80	7,982.52	457.85	107.08	467.86	339.49	0.00	640.41	5,969.83
1038	04/13/18	113.0000	8.0000	1,457.82	87.36	1,545.18	90.50	21.16	107.21	71.95	0.00	99.59	1,154.77
1070	04/27/18	97.0000	0.0000	1,152.06	0.00	1,152.06	66.14	15.47	62.24	49.14	0.00	99.59	859.48
1TD	04/30/18	210.0000	8.0000	2,609.88	87.36	2,697.24	156.64	36.63	169.45	121.09	0.00	199.18	2,014.25

**Southern Water and Sewer District
Employee Check Record**

All Bank Accounts
January 1, 2018 - December 31, 2018

Check #	Date	Hours		Earnings			Withholding Taxes					Deductions	Net Pay
		Regular	Premium	Regular	Premium	Gross	FICA-SS	FICA-MED	Federal W/H	State W/H	Local W/H	Amount	
21110	05/11/18	85.0000	8.0000	999.18	87.36	1,086.54	62.07	14.52	55.69	45.34	0.00	99.59	809.33
21142	05/25/18	91.0000	0.0000	1,053.78	0.00	1,053.78	60.04	14.04	52.41	43.44	0.00	99.59	784.26
MTD	05/31/18	176.0000	8.0000	2,052.96	87.36	2,140.32	122.11	28.56	108.10	88.78	0.00	199.18	1,593.59
21175	06/08/18	96.0000	0.0000	1,135.68	0.00	1,135.68	65.11	15.23	60.60	48.19	0.00	99.59	846.96
21205	06/22/18	97.0000	8.0000	1,195.74	87.36	1,283.10	74.26	17.36	75.76	56.75	0.00	99.59	959.38
MTD	06/30/18	193.0000	8.0000	2,331.42	87.36	2,418.78	139.37	32.59	136.36	104.94	0.00	199.18	1,806.34
QTD	06/30/18	579.0000	24.0000	6,994.26	262.08	7,256.34	418.12	97.78	413.91	314.81	0.00	597.54	5,414.18
21235	07/06/18	99.0000	0.0000	1,184.82	0.00	1,184.82	68.16	15.95	65.52	50.11	0.00	99.59	885.49
21264	07/20/18	74.0000	40.0000	993.72	436.80	1,430.52	83.40	19.50	93.45	62.39	0.00	99.59	1,072.19
MTD	07/31/18	173.0000	40.0000	2,178.54	436.80	2,615.34	151.56	35.45	158.97	112.50	0.00	199.18	1,957.68
21297	08/03/18	108.0000	0.0000	1,332.24	0.00	1,332.24	77.30	18.08	81.66	57.48	0.00	99.59	998.13
21327	08/17/18	98.0000	0.0000	1,168.44	0.00	1,168.44	67.15	15.70	63.88	49.29	0.00	99.59	872.83
21352	08/31/18	88.0000	8.0000	1,048.32	87.36	1,135.68	65.12	15.23	60.60	47.65	0.00	99.59	847.49
MTD	08/31/18	294.0000	8.0000	3,549.00	87.36	3,636.36	209.57	49.01	206.14	154.42	0.00	298.77	2,718.45
21381	09/14/18	109.0000	8.0000	1,392.30	87.36	1,479.66	86.44	20.22	99.35	64.85	0.00	99.59	1,109.21
21407	09/28/18	99.0000	8.0000	1,228.50	87.36	1,315.86	76.29	17.84	79.69	56.66	0.00	99.59	985.79
MTD	09/30/18	208.0000	16.0000	2,620.80	174.72	2,795.52	162.73	38.06	179.04	121.51	0.00	199.18	2,095.00
QTD	09/30/18	675.0000	64.0000	8,348.34	698.88	9,047.22	523.86	122.52	544.15	388.43	0.00	697.13	6,771.13
21437	10/12/18	102.0000	0.0000	1,233.96	0.00	1,233.96	71.21	16.65	70.43	52.56	0.00	99.59	923.52
21468	10/26/18	94.0000	16.0000	1,190.28	174.72	1,365.00	79.33	18.56	85.59	59.11	0.00	99.59	1,022.82
MTD	10/31/18	196.0000	16.0000	2,424.24	174.72	2,598.96	150.54	35.21	156.02	111.67	0.00	199.18	1,946.34
21495	11/09/18	119.0000	0.0000	1,512.42	0.00	1,512.42	88.48	20.69	103.28	66.49	0.00	99.59	1,133.89
21523	11/23/18	97.0000	8.0000	1,195.74	87.36	1,283.10	74.25	17.37	75.76	55.02	0.00	99.59	961.11
MTD	11/30/18	216.0000	8.0000	2,708.16	87.36	2,795.52	162.73	38.06	179.04	121.51	0.00	199.18	2,095.00
21551	12/07/18	115.0000	8.0000	1,490.58	87.36	1,577.94	92.54	21.64	111.14	69.76	0.00	99.59	1,183.27

**Southern Water and Sewer District
Employee Check Record**

All Bank Accounts
January 1, 2018 - December 31, 2018

Check #	Date	Hours		Earnings			Withholding Taxes					Deductions	Net Pay
		Regular	Premium	Regular	Premium	Gross	FICA-SS	FICA-MED	Federal W/H	State W/H	Local W/H	Amount	
21577	12/21/18	110.0000	0.0000	1,365.00	0.00	1,365.00	79.34	18.55	85.59	59.11	0.00	99.59	1,022.82
MTD	12/31/18	225.0000	8.0000	2,855.58	87.36	2,942.94	171.88	40.19	196.73	128.87	0.00	199.18	2,206.09
QTD	12/31/18	637.0000	32.0000	7,987.98	349.44	8,337.42	485.15	113.46	531.79	362.05	0.00	597.54	6,247.43
YTD	12/31/18	2,525.0000	160.0000	30,876.30	1,747.20	32,623.50	1,884.98	440.84	1,957.71	1,404.78	0.00	2,532.62	24,402.57
D50													
20803	01/05/18	80.0000	0.0000	873.60	0.00	873.60	50.26	11.76	1.07	34.41	0.00	92.69	683.41
20836	01/19/18	146.0000	0.0000	1,954.68	0.00	1,954.68	117.30	27.43	127.90	97.11	0.00	92.69	1,492.25
MTD	01/31/18	226.0000	0.0000	2,828.28	0.00	2,828.28	167.56	39.19	128.97	131.52	0.00	185.38	2,175.66
20874	02/02/18	101.0000	0.0000	1,217.58	0.00	1,217.58	71.59	16.74	23.16	54.25	0.00	92.69	959.15
20908	02/16/18	74.0000	8.0000	819.00	87.36	906.36	52.29	12.23	0.00	36.20	0.00	92.69	712.95
MTD	02/28/18	175.0000	8.0000	2,036.58	87.36	2,123.94	123.88	28.97	23.16	90.45	0.00	185.38	1,672.10
20944	03/02/18	80.0000	0.0000	873.60	0.00	873.60	50.11	11.72	0.00	34.15	0.00	95.23	682.39
20976	03/16/18	80.0000	0.0000	873.60	0.00	873.60	50.10	11.72	0.00	34.15	0.00	95.23	682.40
21005	03/30/18	80.0000	0.0000	873.60	0.00	873.60	50.11	11.71	0.00	34.15	0.00	95.23	682.40
MTD	03/31/18	240.0000	0.0000	2,620.80	0.00	2,620.80	150.32	35.15	0.00	102.45	0.00	285.69	2,047.19
QTD	03/31/18	641.0000	8.0000	7,485.66	87.36	7,573.02	441.76	103.31	152.13	324.42	0.00	656.45	5,894.95
21039	04/13/18	80.0000	0.0000	873.60	0.00	873.60	50.11	11.72	0.00	34.15	0.00	95.23	682.39
21071	04/27/18	80.0000	0.0000	873.60	0.00	873.60	50.10	11.72	0.00	34.15	0.00	95.23	682.40
MTD	04/30/18	160.0000	0.0000	1,747.20	0.00	1,747.20	100.21	23.44	0.00	68.30	0.00	190.46	1,364.79
21111	05/11/18	80.0000	0.0000	873.60	0.00	873.60	50.11	11.72	0.00	34.15	0.00	95.23	682.39
21143	05/25/18	73.0000	8.0000	802.62	87.36	889.98	51.12	11.95	0.00	35.10	0.00	95.23	696.58
MTD	05/31/18	153.0000	8.0000	1,676.22	87.36	1,763.58	101.23	23.67	0.00	69.25	0.00	190.46	1,378.97
21176	06/08/18	73.0000	8.0000	802.62	87.36	889.98	51.12	11.96	0.00	35.10	0.00	95.23	696.57
21206	06/22/18	64.0000	16.0000	698.88	174.72	873.60	50.11	11.72	0.00	34.15	0.00	95.23	682.39
MTD	06/30/18	137.0000	24.0000	1,501.50	262.08	1,763.58	101.23	23.68	0.00	69.25	0.00	190.46	1,378.96

**Southern Water and Sewer District
Employee Check Record**

All Bank Accounts
January 1, 2018 - December 31, 2018

Check #	Date	Hours		Earnings			Withholding Taxes					Deductions	Net Pay
		Regular	Premium	Regular	Premium	Gross	FICA-SS	FICA-MED	Federal W/H	State W/H	Local W/H	Amount	
QTD	06/30/18	450.0000	32.0000	4,924.92	349.44	5,274.36	302.67	70.79	0.00	206.80	0.00	571.38	4,122.72
21236	07/06/18	80.0000	0.0000	873.60	0.00	873.60	50.11	11.72	0.00	35.54	0.00	95.23	681.00
21265	07/20/18	74.0000	8.0000	819.00	87.36	906.36	52.14	12.19	0.00	37.18	0.00	95.23	709.62
MTD	07/31/18	154.0000	8.0000	1,692.60	87.36	1,779.96	102.25	23.91	0.00	72.72	0.00	190.46	1,390.62
21298	08/03/18	48.0000	32.0000	524.16	349.44	873.60	50.10	11.72	0.00	35.54	0.00	95.23	681.01
21328	08/17/18	96.0000	0.0000	1,135.68	0.00	1,135.68	66.36	15.52	14.72	48.65	0.00	95.23	895.20
21353	08/31/18	83.0000	0.0000	922.74	0.00	922.74	53.15	12.43	0.00	38.00	0.00	131.23	687.93
MTD	08/31/18	227.0000	32.0000	2,582.58	349.44	2,932.02	169.61	39.67	14.72	122.19	0.00	321.69	2,264.14
21382	09/14/18	64.0000	16.0000	698.88	174.72	873.60	50.11	11.72	0.00	35.54	0.00	95.23	681.00
21408	09/28/18	83.0000	0.0000	922.74	0.00	922.74	53.15	12.43	0.00	38.00	0.00	95.23	723.93
MTD	09/30/18	147.0000	16.0000	1,621.62	174.72	1,796.34	103.26	24.15	0.00	73.54	0.00	190.46	1,404.93
QTD	09/30/18	528.0000	56.0000	5,896.80	611.52	6,508.32	375.12	87.73	14.72	268.45	0.00	702.61	5,059.69
21438	10/12/18	92.0000	0.0000	1,070.16	0.00	1,070.16	62.29	14.57	8.17	45.37	0.00	95.23	844.53
21469	10/26/18	94.0000	0.0000	1,102.92	0.00	1,102.92	64.33	15.04	11.44	47.01	0.00	95.23	869.87
MTD	10/31/18	186.0000	0.0000	2,173.08	0.00	2,173.08	126.62	29.61	19.61	92.38	0.00	190.46	1,714.40
21496	11/09/18	85.0000	0.0000	955.50	0.00	955.50	55.18	12.91	0.00	39.64	0.00	95.23	752.54
21524	11/23/18	80.0000	0.0000	873.60	0.00	873.60	50.11	11.72	0.00	35.54	0.00	95.23	681.00
MTD	11/30/18	165.0000	0.0000	1,829.10	0.00	1,829.10	105.29	24.63	0.00	75.18	0.00	190.46	1,433.54
21552	12/07/18	86.0000	0.0000	971.88	0.00	971.88	56.20	13.14	0.00	40.46	0.00	95.23	766.85
21578	12/21/18	100.0000	0.0000	1,201.20	0.00	1,201.20	70.42	16.47	21.27	51.92	0.00	95.23	945.89
MTD	12/31/18	186.0000	0.0000	2,173.08	0.00	2,173.08	126.62	29.61	21.27	92.38	0.00	190.46	1,712.74
QTD	12/31/18	537.0000	0.0000	6,175.26	0.00	6,175.26	358.53	83.85	40.88	259.94	0.00	571.38	4,860.68
YTD	12/31/18	2,156.0000	96.0000	24,482.64	1,048.32	25,530.96	1,478.08	345.68	207.73	1,059.61	0.00	2,501.82	19,938.04

P14



**Southern Water and Sewer District
Employee Check Record**

All Bank Accounts
January 1, 2018 - December 31, 2018

Check #	Date	Hours		Earnings			Withholding Taxes					Deductions	Net Pay
		Regular	Premium	Regular	Premium	Gross	FICA-SS	FICA-MED	Federal W/H	State W/H	Local W/H	Amount	
20810	01/05/18	126.0000	0.0000	1,698.60	0.00	1,698.60	103.76	24.27	196.47	84.46	0.00	55.12	1,234.52
20843	01/19/18	109.0000	0.0000	1,407.90	0.00	1,407.90	85.74	20.05	152.87	67.60	0.00	55.12	1,026.52
MTD	01/31/18	235.0000	0.0000	3,106.50	0.00	3,106.50	189.50	44.32	349.34	152.06	0.00	110.24	2,261.04
20882	02/02/18	105.0000	0.0000	1,339.50	0.00	1,339.50	81.50	19.06	114.18	63.52	0.00	55.12	1,006.12
20915	02/16/18	45.0000	35.0000	513.00	399.00	912.00	55.00	12.86	62.88	38.73	0.00	55.12	687.41
MTD	02/28/18	150.0000	35.0000	1,852.50	399.00	2,251.50	136.50	31.92	177.06	102.25	0.00	110.24	1,693.53
20951	03/02/18	85.0000	0.0000	997.50	0.00	997.50	60.29	14.10	73.14	43.68	0.00	55.12	751.17
20983	03/16/18	78.0000	9.0000	929.10	102.60	1,031.70	62.42	14.60	77.25	45.67	0.00	55.12	776.64
21012	03/30/18	91.0000	0.0000	1,100.10	0.00	1,100.10	66.65	15.59	85.45	49.64	0.00	55.12	827.65
MTD	03/31/18	254.0000	9.0000	3,026.70	102.60	3,129.30	189.36	44.29	235.84	138.99	0.00	165.36	2,355.46
QTD	03/31/18	639.0000	44.0000	7,985.70	501.60	8,487.30	515.36	120.53	762.24	393.30	0.00	385.84	6,310.03
21046	04/13/18	72.0000	16.0000	866.40	182.40	1,048.80	63.48	14.84	79.30	46.66	0.00	55.12	789.40
21078	04/27/18	130.0000	0.0000	1,767.00	0.00	1,767.00	108.00	25.26	165.48	88.32	0.00	30.12	1,349.82
MTD	04/30/18	202.0000	16.0000	2,633.40	182.40	2,815.80	171.48	40.10	244.78	134.98	0.00	85.24	2,139.22
21117	05/11/18	97.0000	0.0000	1,202.70	0.00	1,202.70	73.02	17.08	97.77	55.59	0.00	55.12	904.12
21149	05/25/18	80.0000	0.0000	912.00	0.00	912.00	55.00	12.86	62.88	38.73	0.00	30.12	712.41
MTD	05/31/18	177.0000	0.0000	2,114.70	0.00	2,114.70	128.02	29.94	160.65	94.32	0.00	85.24	1,616.53
21182	06/08/18	100.0000	0.0000	1,254.00	0.00	1,254.00	76.19	17.82	103.92	58.56	0.00	55.12	942.39
21212	06/22/18	87.0000	0.0000	1,031.70	0.00	1,031.70	62.42	14.60	77.25	45.67	0.00	55.12	776.64
MTD	06/30/18	187.0000	0.0000	2,285.70	0.00	2,285.70	138.61	32.42	181.17	104.23	0.00	110.24	1,719.03
QTD	06/30/18	566.0000	16.0000	7,033.80	182.40	7,216.20	438.11	102.46	586.60	333.53	0.00	280.72	5,474.78
21242	07/06/18	104.0000	0.0000	1,322.40	0.00	1,322.40	80.44	18.81	112.13	60.00	0.00	55.12	995.90
21271	07/20/18	100.0000	0.0000	1,254.00	0.00	1,254.00	76.19	17.82	103.92	56.58	0.00	30.12	969.37
MTD	07/31/18	204.0000	0.0000	2,576.40	0.00	2,576.40	156.63	36.63	216.05	116.58	0.00	85.24	1,965.27
21304	08/03/18	69.0000	17.0000	820.80	193.80	1,014.60	61.36	14.35	75.19	44.61	0.00	30.12	788.97

**Southern Water and Sewer District
Employee Check Record**

All Bank Accounts
January 1, 2018 - December 31, 2018

Check #	Date	Hours		Earnings			Withholding Taxes					Deductions	Net Pay
		Regular	Premium	Regular	Premium	Gross	FICA-SS	FICA-MED	Federal W/H	State W/H	Local W/H	Amount	
21334	08/17/18	107.0000	0.0000	1,373.70	0.00	1,373.70	83.62	19.56	118.29	62.57	0.00	30.12	1,059.54
21359	08/31/18	91.0000	0.0000	1,100.10	0.00	1,100.10	66.65	15.59	85.45	48.89	0.00	30.12	853.40
MTD	08/31/18	267.0000	17.0000	3,294.60	193.80	3,488.40	211.63	49.50	278.93	156.07	0.00	90.36	2,701.91
21391	09/14/18	125.0000	0.0000	1,681.50	0.00	1,681.50	102.71	24.01	155.22	77.96	0.00	30.12	1,291.48
21414	09/28/18	98.0000	0.0000	1,219.80	0.00	1,219.80	74.08	17.33	99.82	54.87	0.00	30.12	943.58
MTD	09/30/18	223.0000	0.0000	2,901.30	0.00	2,901.30	176.79	41.34	255.04	132.83	0.00	60.24	2,235.06
QTD	09/30/18	694.0000	17.0000	8,772.30	193.80	8,966.10	545.05	127.47	750.02	405.48	0.00	235.84	6,902.24
21444	10/12/18	61.5000	18.5000	701.10	210.90	912.00	54.99	12.86	62.88	39.48	0.00	30.12	711.67
21475	10/26/18	87.0000	0.0000	1,031.70	0.00	1,031.70	62.41	14.60	77.25	45.47	0.00	30.12	801.85
MTD	10/31/18	148.5000	18.5000	1,732.80	210.90	1,943.70	117.40	27.46	140.13	84.95	0.00	60.24	1,513.52
21502	11/09/18	86.0000	0.0000	1,014.60	0.00	1,014.60	61.36	14.35	75.19	44.61	0.00	30.12	788.97
21530	11/23/18	95.0000	0.0000	1,168.50	0.00	1,168.50	70.90	16.58	93.66	52.31	0.00	30.12	904.93
MTD	11/30/18	181.0000	0.0000	2,183.10	0.00	2,183.10	132.26	30.93	168.85	96.92	0.00	60.24	1,693.90
21558	12/07/18	96.0000	4.0000	1,208.40	45.60	1,254.00	76.19	17.82	103.92	56.58	0.00	30.12	969.37
21584	12/21/18	11.0000	69.0000	125.40	786.60	912.00	55.00	12.86	62.88	39.48	0.00	30.12	711.66
MTD	12/31/18	107.0000	73.0000	1,333.80	832.20	2,166.00	131.19	30.68	166.80	96.06	0.00	60.24	1,681.03
QTD	12/31/18	436.5000	91.5000	5,249.70	1,043.10	6,292.80	380.85	89.07	475.78	277.93	0.00	180.72	4,888.45
YTD	12/31/18	2,335.5000	168.5000	29,041.50	1,920.90	30,962.40	1,879.37	439.53	2,574.64	1,410.24	0.00	1,083.12	23,575.50
A11													
20783	01/05/18	0.0000	0.0000	500.00	0.00	500.00	31.00	7.25	30.83	6.30	0.00	0.00	424.62
MTD	01/31/18	0.0000	0.0000	500.00	0.00	500.00	31.00	7.25	30.83	6.30	0.00	0.00	424.62
20854	02/02/18	0.0000	0.0000	500.00	0.00	500.00	31.00	7.25	19.17	6.18	0.00	0.00	436.40
MTD	02/28/18	0.0000	0.0000	500.00	0.00	500.00	31.00	7.25	19.17	6.18	0.00	0.00	436.40
20924	03/02/18	0.0000	0.0000	500.00	0.00	500.00	31.00	7.25	19.17	6.18	0.00	0.00	436.40

**Southern Water and Sewer District
Employee Check Record**

All Bank Accounts
January 1, 2018 - December 31, 2018

Check #	Date	Hours		Earnings			Withholding Taxes					Deductions	Net Pay
		Regular	Premium	Regular	Premium	Gross	FICA-SS	FICA-MED	Federal W/H	State W/H	Local W/H	Amount	
MTD	03/31/18	0.0000	0.0000	500.00	0.00	500.00	31.00	7.25	19.17	6.18	0.00	0.00	436.40
QTD	03/31/18	0.0000	0.0000	1,500.00	0.00	1,500.00	93.00	21.75	69.17	18.66	0.00	0.00	1,297.42
21020	04/13/18	0.0000	0.0000	500.00	0.00	500.00	31.00	7.25	19.17	6.18	0.00	0.00	436.40
MTD	04/30/18	0.0000	0.0000	500.00	0.00	500.00	31.00	7.25	19.17	6.18	0.00	0.00	436.40
21092	05/11/18	0.0000	0.0000	500.00	0.00	500.00	31.00	7.25	19.17	6.18	0.00	0.00	436.40
MTD	05/31/18	0.0000	0.0000	500.00	0.00	500.00	31.00	7.25	19.17	6.18	0.00	0.00	436.40
21157	06/08/18	0.0000	0.0000	500.00	0.00	500.00	31.00	7.25	19.17	6.18	0.00	0.00	436.40
MTD	06/30/18	0.0000	0.0000	500.00	0.00	500.00	31.00	7.25	19.17	6.18	0.00	0.00	436.40
QTD	06/30/18	0.0000	0.0000	1,500.00	0.00	1,500.00	93.00	21.75	57.51	18.54	0.00	0.00	1,309.20
21217	07/06/18	0.0000	0.0000	500.00	0.00	500.00	31.00	7.25	19.17	14.46	0.00	0.00	428.12
MTD	07/31/18	0.0000	0.0000	500.00	0.00	500.00	31.00	7.25	19.17	14.46	0.00	0.00	428.12
21280	08/03/18	0.0000	0.0000	500.00	0.00	500.00	31.00	7.25	19.17	14.46	0.00	0.00	428.12
MTD	08/31/18	0.0000	0.0000	500.00	0.00	500.00	31.00	7.25	19.17	14.46	0.00	0.00	428.12
21365	09/14/18	0.0000	0.0000	500.00	0.00	500.00	31.00	7.25	19.17	14.46	0.00	0.00	428.12
MTD	09/30/18	0.0000	0.0000	500.00	0.00	500.00	31.00	7.25	19.17	14.46	0.00	0.00	428.12
QTD	09/30/18	0.0000	0.0000	1,500.00	0.00	1,500.00	93.00	21.75	57.51	43.38	0.00	0.00	1,284.36
21421	10/12/18	0.0000	0.0000	500.00	0.00	500.00	31.00	7.25	19.17	14.46	0.00	0.00	428.12
MTD	10/31/18	0.0000	0.0000	500.00	0.00	500.00	31.00	7.25	19.17	14.46	0.00	0.00	428.12
21479	11/09/18	0.0000	0.0000	500.00	0.00	500.00	31.00	7.25	19.17	14.46	0.00	0.00	428.12
MTD	11/30/18	0.0000	0.0000	500.00	0.00	500.00	31.00	7.25	19.17	14.46	0.00	0.00	428.12

**Southern Water and Sewer District
Employee Check Record**

All Bank Accounts
January 1, 2018 - December 31, 2018

Check #	Date	Hours		Earnings			Withholding Taxes					Deductions	Net Pay
		Regular	Premium	Regular	Premium	Gross	FICA-SS	FICA-MED	Federal W/H	State W/H	Local W/H	Amount	
21535	12/07/18	0.0000	0.0000	500.00	0.00	500.00	31.00	7.25	19.17	14.46	0.00	0.00	428.12
MTD	12/31/18	0.0000	0.0000	500.00	0.00	500.00	31.00	7.25	19.17	14.46	0.00	0.00	428.12
QTD	12/31/18	0.0000	0.0000	1,500.00	0.00	1,500.00	93.00	21.75	57.51	43.38	0.00	0.00	1,284.36
YTD	12/31/18	0.0000	0.0000	6,000.00	0.00	6,000.00	372.00	87.00	241.70	123.96	0.00	0.00	5,175.34
A12													
20784	01/05/18	0.0000	0.0000	500.00	0.00	500.00	31.00	7.25	0.00	6.30	0.00	0.00	455.45
MTD	01/31/18	0.0000	0.0000	500.00	0.00	500.00	31.00	7.25	0.00	6.30	0.00	0.00	455.45
20855	02/02/18	0.0000	0.0000	500.00	0.00	500.00	31.00	7.25	0.00	6.18	0.00	0.00	455.57
MTD	02/28/18	0.0000	0.0000	500.00	0.00	500.00	31.00	7.25	0.00	6.18	0.00	0.00	455.57
20925	03/02/18	0.0000	0.0000	500.00	0.00	500.00	31.00	7.25	0.00	6.18	0.00	0.00	455.57
MTD	03/31/18	0.0000	0.0000	500.00	0.00	500.00	31.00	7.25	0.00	6.18	0.00	0.00	455.57
QTD	03/31/18	0.0000	0.0000	1,500.00	0.00	1,500.00	93.00	21.75	0.00	18.66	0.00	0.00	1,366.59
21021	04/13/18	0.0000	0.0000	500.00	0.00	500.00	31.00	7.25	0.00	6.18	0.00	0.00	455.57
MTD	04/30/18	0.0000	0.0000	500.00	0.00	500.00	31.00	7.25	0.00	6.18	0.00	0.00	455.57
21093	05/11/18	0.0000	0.0000	500.00	0.00	500.00	31.00	7.25	0.00	6.18	0.00	0.00	455.57
MTD	05/31/18	0.0000	0.0000	500.00	0.00	500.00	31.00	7.25	0.00	6.18	0.00	0.00	455.57
21158	06/08/18	0.0000	0.0000	500.00	0.00	500.00	31.00	7.25	0.00	6.18	0.00	0.00	455.57
MTD	06/30/18	0.0000	0.0000	500.00	0.00	500.00	31.00	7.25	0.00	6.18	0.00	0.00	455.57
QTD	06/30/18	0.0000	0.0000	1,500.00	0.00	1,500.00	93.00	21.75	0.00	18.54	0.00	0.00	1,366.71
21218	07/06/18	0.0000	0.0000	500.00	0.00	500.00	31.00	7.25	0.00	14.46	0.00	0.00	447.29
MTD	07/31/18	0.0000	0.0000	500.00	0.00	500.00	31.00	7.25	0.00	14.46	0.00	0.00	447.29

**Southern Water and Sewer District
Employee Check Record**

All Bank Accounts
January 1, 2018 - December 31, 2018

Check #	Date	Hours		Earnings			Withholding Taxes					Deductions	Net Pay
		Regular	Premium	Regular	Premium	Gross	FICA-SS	FICA-MED	Federal W/H	State W/H	Local W/H	Amount	
21281	08/03/18	0.0000	0.0000	500.00	0.00	500.00	31.00	7.25	0.00	14.46	0.00	0.00	447.29
MTD	08/31/18	0.0000	0.0000	500.00	0.00	500.00	31.00	7.25	0.00	14.46	0.00	0.00	447.29
21366	09/14/18	0.0000	0.0000	500.00	0.00	500.00	31.00	7.25	0.00	14.46	0.00	0.00	447.29
MTD	09/30/18	0.0000	0.0000	500.00	0.00	500.00	31.00	7.25	0.00	14.46	0.00	0.00	447.29
QTD	09/30/18	0.0000	0.0000	1,500.00	0.00	1,500.00	93.00	21.75	0.00	43.38	0.00	0.00	1,341.87
21422	10/12/18	0.0000	0.0000	500.00	0.00	500.00	31.00	7.25	0.00	14.46	0.00	0.00	447.29
MTD	10/31/18	0.0000	0.0000	500.00	0.00	500.00	31.00	7.25	0.00	14.46	0.00	0.00	447.29
21480	11/09/18	0.0000	0.0000	500.00	0.00	500.00	31.00	7.25	0.00	14.46	0.00	0.00	447.29
MTD	11/30/18	0.0000	0.0000	500.00	0.00	500.00	31.00	7.25	0.00	14.46	0.00	0.00	447.29
21536	12/07/18	0.0000	0.0000	500.00	0.00	500.00	31.00	7.25	0.00	14.46	0.00	0.00	447.29
MTD	12/31/18	0.0000	0.0000	500.00	0.00	500.00	31.00	7.25	0.00	14.46	0.00	0.00	447.29
QTD	12/31/18	0.0000	0.0000	1,500.00	0.00	1,500.00	93.00	21.75	0.00	43.38	0.00	0.00	1,341.87
YTD	12/31/18	0.0000	0.0000	6,000.00	0.00	6,000.00	372.00	87.00	0.00	123.96	0.00	0.00	5,417.04
A13													
20785	01/05/18	0.0000	0.0000	500.00	0.00	500.00	31.00	7.25	30.83	6.30	0.00	0.00	424.62
MTD	01/31/18	0.0000	0.0000	500.00	0.00	500.00	31.00	7.25	30.83	6.30	0.00	0.00	424.62
20856	02/02/18	0.0000	0.0000	500.00	0.00	500.00	31.00	7.25	19.17	6.18	0.00	0.00	436.40
MTD	02/28/18	0.0000	0.0000	500.00	0.00	500.00	31.00	7.25	19.17	6.18	0.00	0.00	436.40
20926	03/02/18	0.0000	0.0000	500.00	0.00	500.00	31.00	7.25	19.17	6.18	0.00	0.00	436.40
MTD	03/31/18	0.0000	0.0000	500.00	0.00	500.00	31.00	7.25	19.17	6.18	0.00	0.00	436.40
QTD	03/31/18	0.0000	0.0000	1,500.00	0.00	1,500.00	93.00	21.75	69.17	18.66	0.00	0.00	1,297.42

**Southern Water and Sewer District
Employee Check Record**

All Bank Accounts
January 1, 2018 - December 31, 2018

Check #	Date	Hours		Earnings			Withholding Taxes					Deductions	Net Pay
		Regular	Premium	Regular	Premium	Gross	FICA-SS	FICA-MED	Federal W/H	State W/H	Local W/H	Amount	
21022	04/13/18	0.0000	0.0000	500.00	0.00	500.00	31.00	7.25	19.17	6.18	0.00	0.00	436.40
MTD	04/30/18	0.0000	0.0000	500.00	0.00	500.00	31.00	7.25	19.17	6.18	0.00	0.00	436.40
21094	05/11/18	0.0000	0.0000	500.00	0.00	500.00	31.00	7.25	19.17	6.18	0.00	0.00	436.40
MTD	05/31/18	0.0000	0.0000	500.00	0.00	500.00	31.00	7.25	19.17	6.18	0.00	0.00	436.40
21159	06/08/18	0.0000	0.0000	500.00	0.00	500.00	31.00	7.25	19.17	6.18	0.00	0.00	436.40
MTD	06/30/18	0.0000	0.0000	500.00	0.00	500.00	31.00	7.25	19.17	6.18	0.00	0.00	436.40
QTD	06/30/18	0.0000	0.0000	1,500.00	0.00	1,500.00	93.00	21.75	57.51	18.54	0.00	0.00	1,309.20
21219	07/06/18	0.0000	0.0000	500.00	0.00	500.00	31.00	7.25	19.17	14.46	0.00	0.00	428.12
MTD	07/31/18	0.0000	0.0000	500.00	0.00	500.00	31.00	7.25	19.17	14.46	0.00	0.00	428.12
21282	08/03/18	0.0000	0.0000	500.00	0.00	500.00	31.00	7.25	19.17	14.46	0.00	0.00	428.12
MTD	08/31/18	0.0000	0.0000	500.00	0.00	500.00	31.00	7.25	19.17	14.46	0.00	0.00	428.12
21367	09/14/18	0.0000	0.0000	500.00	0.00	500.00	31.00	7.25	19.17	14.46	0.00	0.00	428.12
MTD	09/30/18	0.0000	0.0000	500.00	0.00	500.00	31.00	7.25	19.17	14.46	0.00	0.00	428.12
QTD	09/30/18	0.0000	0.0000	1,500.00	0.00	1,500.00	93.00	21.75	57.51	43.38	0.00	0.00	1,284.36
21423	10/12/18	0.0000	0.0000	500.00	0.00	500.00	31.00	7.25	19.17	14.46	0.00	0.00	428.12
MTD	10/31/18	0.0000	0.0000	500.00	0.00	500.00	31.00	7.25	19.17	14.46	0.00	0.00	428.12
21481	11/09/18	0.0000	0.0000	500.00	0.00	500.00	31.00	7.25	19.17	14.46	0.00	0.00	428.12
MTD	11/30/18	0.0000	0.0000	500.00	0.00	500.00	31.00	7.25	19.17	14.46	0.00	0.00	428.12
21537	12/07/18	0.0000	0.0000	500.00	0.00	500.00	31.00	7.25	19.17	14.46	0.00	0.00	428.12
MTD	12/31/18	0.0000	0.0000	500.00	0.00	500.00	31.00	7.25	19.17	14.46	0.00	0.00	428.12
QTD	12/31/18	0.0000	0.0000	1,500.00	0.00	1,500.00	93.00	21.75	57.51	43.38	0.00	0.00	1,284.36

**Southern Water and Sewer District
Employee Check Record**

All Bank Accounts
January 1, 2018 - December 31, 2018

Check #	Date	Hours		Earnings			Withholding Taxes					Deductions	Net Pay
		Regular	Premium	Regular	Premium	Gross	FICA-SS	FICA-MED	Federal W/H	State W/H	Local W/H	Amount	
YTD	12/31/18	0.0000	0.0000	6,000.00	0.00	6,000.00	372.00	87.00	241.70	123.96	0.00	0.00	5,175.34
A14													
20786	01/05/18	84.0000	0.0000	1,475.76	0.00	1,475.76	89.51	20.93	174.28	66.84	0.00	155.89	968.31
20820	01/19/18	80.0000	0.0000	1,372.80	0.00	1,372.80	83.12	19.44	159.61	61.17	0.00	150.74	898.72
MTD	01/31/18	164.0000	0.0000	2,848.56	0.00	2,848.56	172.63	40.37	333.89	128.01	0.00	306.63	1,867.03
20857	02/02/18	81.5000	0.0000	1,411.41	0.00	1,411.41	85.52	20.00	132.64	63.19	0.00	152.67	957.39
20893	02/16/18	48.5000	32.0000	836.55	549.12	1,385.67	83.92	19.63	129.71	61.77	0.00	151.38	939.26
MTD	02/28/18	130.0000	32.0000	2,247.96	549.12	2,797.08	169.44	39.63	262.35	124.96	0.00	304.05	1,896.65
20927	03/02/18	85.0000	0.0000	1,501.50	0.00	1,501.50	91.10	21.31	142.91	68.15	0.00	157.18	1,020.85
20961	03/16/18	84.0000	0.0000	1,475.76	0.00	1,475.76	89.51	20.93	139.98	66.73	0.00	155.89	1,002.72
20990	03/30/18	64.5000	16.0000	1,111.11	274.56	1,385.67	83.92	19.63	129.71	61.77	0.00	151.38	939.26
MTD	03/31/18	233.5000	16.0000	4,088.37	274.56	4,362.93	264.53	61.87	412.60	196.65	0.00	464.45	2,962.83
QTD	03/31/18	527.5000	48.0000	9,184.89	823.68	10,008.57	606.60	141.87	1,008.84	449.62	0.00	1,075.13	6,726.51
21023	04/13/18	81.5000	0.0000	1,411.41	0.00	1,411.41	85.52	20.00	132.64	63.19	0.00	152.67	957.39
21056	04/27/18	81.5000	0.0000	1,411.41	0.00	1,411.41	85.51	20.00	132.64	63.19	0.00	152.67	957.40
MTD	04/30/18	163.0000	0.0000	2,822.82	0.00	2,822.82	171.03	40.00	265.28	126.38	0.00	305.34	1,914.79
21095	05/11/18	83.0000	0.0000	1,450.02	0.00	1,450.02	87.92	20.56	137.05	65.31	0.00	154.60	984.58
21128	05/25/18	73.0000	8.0000	1,261.26	137.28	1,398.54	84.72	19.81	131.18	62.48	0.00	152.03	948.32
MTD	05/31/18	156.0000	8.0000	2,711.28	137.28	2,848.56	172.64	40.37	268.23	127.79	0.00	306.63	1,932.90
21160	06/08/18	70.0000	16.0000	1,252.68	274.56	1,527.24	92.69	21.68	145.85	69.57	0.00	158.46	1,038.99
21191	06/22/18	74.5000	8.0000	1,299.87	137.28	1,437.15	87.12	20.37	135.58	64.60	0.00	153.96	975.52
MTD	06/30/18	144.5000	24.0000	2,552.55	411.84	2,964.39	179.81	42.05	281.43	134.17	0.00	312.42	2,014.51
QTD	06/30/18	463.5000	32.0000	8,086.65	549.12	8,635.77	523.48	122.42	814.94	388.34	0.00	924.39	5,862.20
21220	07/06/18	89.0000	0.0000	1,604.46	0.00	1,604.46	97.48	22.80	154.65	69.74	0.00	162.32	1,097.47
21251	07/20/18	85.0000	0.0000	1,501.50	0.00	1,501.50	91.11	21.31	142.91	64.85	0.00	157.18	1,024.14

**Southern Water and Sewer District
Employee Check Record**

All Bank Accounts
January 1, 2018 - December 31, 2018

Check #	Date	Hours		Earnings			Withholding Taxes					Deductions	Net Pay
		Regular	Premium	Regular	Premium	Gross	FICA-SS	FICA-MED	Federal W/H	State W/H	Local W/H	Amount	
MTD	07/31/18	174.0000	0.0000	3,105.96	0.00	3,105.96	188.59	44.11	297.56	134.59	0.00	319.50	2,121.61
21283	08/03/18	88.5000	0.0000	1,591.59	0.00	1,591.59	96.68	22.61	153.19	69.13	0.00	161.68	1,088.30
21314	08/17/18	44.0000	40.0000	789.36	686.40	1,475.76	89.51	20.93	139.98	63.63	0.00	155.89	1,005.82
21340	08/31/18	44.0000	40.0000	789.36	686.40	1,475.76	89.51	20.94	139.98	63.63	0.00	155.89	1,005.81
MTD	08/31/18	176.5000	80.0000	3,170.31	1,372.80	4,543.11	275.70	64.48	433.15	196.39	0.00	473.46	3,099.93
21368	09/14/18	80.0000	0.0000	1,372.80	0.00	1,372.80	83.12	19.44	128.24	58.74	0.00	150.74	932.52
21395	09/28/18	76.0000	8.0000	1,338.48	137.28	1,475.76	89.51	20.93	139.98	63.63	0.00	155.89	1,005.82
MTD	09/30/18	156.0000	8.0000	2,711.28	137.28	2,848.56	172.63	40.37	268.22	122.37	0.00	306.63	1,938.34
QTD	09/30/18	506.5000	88.0000	8,987.55	1,510.08	10,497.63	636.92	148.96	998.93	453.35	0.00	1,099.59	7,159.88
21424	10/12/18	69.0000	16.0000	1,226.94	274.56	1,501.50	91.10	21.31	142.91	64.85	0.00	157.18	1,024.15
21456	10/26/18	78.0000	6.0000	1,372.80	102.96	1,475.76	89.51	20.93	139.98	63.63	0.00	155.89	1,005.82
MTD	10/31/18	147.0000	22.0000	2,599.74	377.52	2,977.26	180.61	42.24	282.89	128.48	0.00	313.07	2,029.97
21482	11/09/18	81.0000	4.0000	1,432.86	68.64	1,501.50	91.10	21.31	142.91	64.85	0.00	157.18	1,024.15
21511	11/23/18	83.5000	0.0000	1,462.89	0.00	1,462.89	88.71	20.74	138.51	63.02	0.00	155.24	996.67
MTD	11/30/18	164.5000	4.0000	2,895.75	68.64	2,964.39	179.81	42.05	281.42	127.87	0.00	312.42	2,020.82
21538	12/07/18	71.0000	12.0000	1,244.10	205.92	1,450.02	87.91	20.56	137.05	62.41	0.00	154.60	987.49
21565	12/21/18	77.0000	8.0000	1,364.22	137.28	1,501.50	91.10	21.31	142.91	64.85	0.00	157.18	1,024.15
MTD	12/31/18	148.0000	20.0000	2,608.32	343.20	2,951.52	179.01	41.87	279.96	127.26	0.00	311.78	2,011.64
QTD	12/31/18	459.5000	46.0000	8,103.81	789.36	8,893.17	539.43	126.16	844.27	383.61	0.00	937.27	6,062.43
YTD	12/31/18	1,957.0000	214.0000	34,362.90	3,672.24	38,035.14	2,306.43	539.41	3,666.98	1,674.92	0.00	4,036.38	25,811.02
D55													
20804	01/05/18	80.0000	0.0000	832.00	0.00	832.00	49.48	11.57	61.39	32.23	0.00	72.52	604.81
20837	01/19/18	157.0000	0.0000	2,033.20	0.00	2,033.20	123.95	28.99	259.60	99.81	0.00	108.56	1,412.29
MTD	01/31/18	237.0000	0.0000	2,865.20	0.00	2,865.20	173.43	40.56	320.99	132.04	0.00	181.08	2,017.10

**Southern Water and Sewer District
Employee Check Record**

All Bank Accounts
January 1, 2018 - December 31, 2018

Check #	Date	Hours		Earnings			Withholding Taxes					Deductions	Net Pay
		Regular	Premium	Regular	Premium	Gross	FICA-SS	FICA-MED	Federal W/H	State W/H	Local W/H	Amount	
20875	02/02/18	90.0000	0.0000	988.00	0.00	988.00	59.15	13.83	67.37	40.89	0.00	77.20	729.56
20909	02/16/18	80.0000	0.0000	832.00	0.00	832.00	49.47	11.57	49.21	32.12	0.00	72.52	617.11
MTD	02/28/18	170.0000	0.0000	1,820.00	0.00	1,820.00	108.62	25.40	116.58	73.01	0.00	149.72	1,346.67
20945	03/02/18	80.0000	0.0000	832.00	0.00	832.00	49.48	11.58	49.21	32.12	0.00	72.52	617.09
20977	03/16/18	80.0000	0.0000	832.00	0.00	832.00	49.48	11.57	49.21	32.12	0.00	72.52	617.10
21006	03/30/18	80.0000	0.0000	832.00	0.00	832.00	49.47	11.57	49.21	32.12	0.00	72.52	617.11
MTD	03/31/18	240.0000	0.0000	2,496.00	0.00	2,496.00	148.43	34.72	147.63	96.36	0.00	217.56	1,851.30
QTD	03/31/18	647.0000	0.0000	7,181.20	0.00	7,181.20	430.48	100.68	585.20	301.41	0.00	548.36	5,215.07
21040	04/13/18	80.0000	0.0000	832.00	0.00	832.00	50.04	11.70	50.29	32.64	0.00	56.35	630.98
21072	04/27/18	72.0000	8.0000	748.80	83.20	832.00	50.03	11.70	50.29	32.64	0.00	56.35	630.99
MTD	04/30/18	152.0000	8.0000	1,580.80	83.20	1,664.00	100.07	23.40	100.58	65.28	0.00	112.70	1,261.97
21112	05/11/18	80.0000	0.0000	832.00	0.00	832.00	50.03	11.70	50.29	32.64	0.00	56.35	630.99
21144	05/25/18	80.0000	0.0000	832.00	0.00	832.00	49.48	11.57	49.21	32.12	0.00	72.52	617.10
MTD	05/31/18	160.0000	0.0000	1,664.00	0.00	1,664.00	99.51	23.27	99.50	64.76	0.00	128.87	1,248.09
21177	06/08/18	80.0000	0.0000	832.00	0.00	832.00	50.04	11.70	50.29	32.64	0.00	56.35	630.98
21207	06/22/18	80.0000	0.0000	832.00	0.00	832.00	50.03	11.71	50.29	32.64	0.00	56.35	630.98
MTD	06/30/18	160.0000	0.0000	1,664.00	0.00	1,664.00	100.07	23.41	100.58	65.28	0.00	112.70	1,261.96
QTD	06/30/18	472.0000	8.0000	4,908.80	83.20	4,992.00	299.65	70.08	300.66	195.32	0.00	354.27	3,772.02
21237	07/06/18	80.0000	0.0000	832.00	0.00	832.00	50.03	11.70	50.29	34.24	0.00	56.35	629.39
21266	07/20/18	97.0000	0.0000	1,097.20	0.00	1,097.20	66.48	15.54	81.16	47.10	0.00	64.31	822.61
MTD	07/31/18	177.0000	0.0000	1,929.20	0.00	1,929.20	116.51	27.24	131.45	81.34	0.00	120.66	1,452.00
21299	08/03/18	40.0000	40.0000	416.00	416.00	832.00	50.03	11.71	50.29	34.24	0.00	56.35	629.38
21329	08/17/18	80.0000	0.0000	832.00	0.00	832.00	50.04	11.70	50.29	34.24	0.00	56.35	629.38
21354	08/31/18	72.0000	8.0000	748.80	83.20	832.00	50.03	11.70	50.29	34.24	0.00	56.35	629.39
MTD	08/31/18	192.0000	48.0000	1,996.80	499.20	2,496.00	150.10	35.11	150.87	102.72	0.00	169.05	1,888.15

**Southern Water and Sewer District
Employee Check Record**

All Bank Accounts
January 1, 2018 - December 31, 2018

Check #	Date	Hours		Earnings			Withholding Taxes					Deductions	Net Pay
		Regular	Premium	Regular	Premium	Gross	FICA-SS	FICA-MED	Federal W/H	State W/H	Local W/H	Amount	
21383	09/14/18	102.0000	0.0000	1,175.20	0.00	1,175.20	71.31	16.68	90.24	50.88	0.00	66.65	879.44
21409	09/28/18	80.0000	0.0000	832.00	0.00	832.00	50.04	11.70	50.29	34.24	0.00	56.35	629.38
MTD	09/30/18	182.0000	0.0000	2,007.20	0.00	2,007.20	121.35	28.38	140.53	85.12	0.00	123.00	1,508.82
QTD	09/30/18	551.0000	48.0000	5,933.20	499.20	6,432.40	387.96	90.73	422.85	269.18	0.00	412.71	4,848.97
21439	10/12/18	80.0000	0.0000	832.00	0.00	832.00	50.03	11.70	50.29	34.24	0.00	56.35	629.39
21470	10/26/18	88.0000	0.0000	956.80	0.00	956.80	57.77	13.51	64.81	40.29	0.00	60.09	720.33
MTD	10/31/18	168.0000	0.0000	1,788.80	0.00	1,788.80	107.80	25.21	115.10	74.53	0.00	116.44	1,349.72
21497	11/09/18	80.0000	0.0000	832.00	0.00	832.00	50.04	11.70	50.29	34.24	0.00	56.35	629.38
21525	11/23/18	82.0000	0.0000	863.20	0.00	863.20	51.97	12.16	53.92	35.75	0.00	80.69	628.71
MTD	11/30/18	162.0000	0.0000	1,695.20	0.00	1,695.20	102.01	23.86	104.21	69.99	0.00	137.04	1,258.09
21553	12/07/18	80.0000	0.0000	832.00	0.00	832.00	50.03	11.70	50.29	34.24	0.00	56.35	629.39
21579	12/21/18	80.0000	0.0000	832.00	0.00	832.00	50.03	11.70	50.29	34.24	0.00	56.35	629.39
MTD	12/31/18	160.0000	0.0000	1,664.00	0.00	1,664.00	100.06	23.40	100.58	68.48	0.00	112.70	1,258.78
QTD	12/31/18	490.0000	0.0000	5,148.00	0.00	5,148.00	309.87	72.47	319.89	213.00	0.00	366.18	3,866.59
YTD	12/31/18	2,160.0000	56.0000	23,171.20	582.40	23,753.60	1,427.96	333.96	1,628.60	978.91	0.00	1,681.52	17,702.65
D56													
20805	01/05/18	56.0000	24.0000	582.40	249.60	832.00	50.03	11.70	86.10	32.75	0.00	59.30	592.12
20838	01/19/18	82.0000	0.0000	863.20	0.00	863.20	51.97	12.16	90.64	34.50	0.00	60.24	613.69
MTD	01/31/18	138.0000	24.0000	1,445.60	249.60	1,695.20	102.00	23.86	176.74	67.25	0.00	119.54	1,205.81
20876	02/02/18	94.0000	0.0000	1,050.40	0.00	1,050.40	63.58	14.86	94.86	44.92	0.00	65.85	766.33
20910	02/16/18	72.0000	8.0000	748.80	83.20	832.00	50.03	11.71	69.44	32.64	0.00	59.30	608.88
MTD	02/28/18	166.0000	8.0000	1,799.20	83.20	1,882.40	113.61	26.57	164.30	77.56	0.00	125.15	1,375.21
20946	03/02/18	80.0000	0.0000	832.00	0.00	832.00	50.04	11.70	69.44	32.64	0.00	59.31	608.87
20978	03/16/18	80.0000	0.0000	832.00	0.00	832.00	50.03	11.70	69.44	32.64	0.00	59.31	608.88
21007	03/30/18	80.0000	0.0000	832.00	0.00	832.00	50.03	11.70	69.44	32.64	0.00	59.31	608.88

**Southern Water and Sewer District
Employee Check Record**

All Bank Accounts
January 1, 2018 - December 31, 2018

Check #	Date	Hours		Earnings			Withholding Taxes					Deductions	
		Regular	Premium	Regular	Premium	Gross	FICA-SS	FICA-MED	Federal W/H	State W/H	Local W/H	Amount	Net Pay
MTD	03/31/18	240.0000	0.0000	2,496.00	0.00	2,496.00	150.10	35.10	208.32	97.92	0.00	177.93	1,826.63
QTD	03/31/18	544.0000	32.0000	5,740.80	332.80	6,073.60	365.71	85.53	549.36	242.73	0.00	422.62	4,407.65
21041	04/13/18	81.0000	0.0000	847.60	0.00	847.60	51.00	11.93	71.26	33.52	0.00	59.78	620.11
21073	04/27/18	41.0000	40.0000	431.60	416.00	847.60	51.01	11.93	71.26	33.52	0.00	59.78	620.10
MTD	04/30/18	122.0000	40.0000	1,279.20	416.00	1,695.20	102.01	23.86	142.52	67.04	0.00	119.56	1,240.21
21113	05/11/18	80.0000	0.0000	832.00	0.00	832.00	50.03	11.70	69.44	32.64	0.00	59.31	608.88
21145	05/25/18	80.0000	0.0000	832.00	0.00	832.00	50.03	11.70	69.44	32.64	0.00	59.31	608.88
MTD	05/31/18	160.0000	0.0000	1,664.00	0.00	1,664.00	100.06	23.40	138.88	65.28	0.00	118.62	1,217.76
21178	06/08/18	8.0000	72.0000	83.20	748.80	832.00	50.04	11.70	69.44	32.64	0.00	59.31	608.87
21208	06/22/18	64.0000	16.0000	665.60	166.40	832.00	50.03	11.70	69.44	32.64	0.00	59.31	608.88
MTD	06/30/18	72.0000	88.0000	748.80	915.20	1,664.00	100.07	23.40	138.88	65.28	0.00	118.62	1,217.75
QTD	06/30/18	354.0000	128.0000	3,692.00	1,331.20	5,023.20	302.14	70.66	420.28	197.60	0.00	356.80	3,675.72
21238	07/06/18	81.0000	0.0000	847.60	0.00	847.60	51.00	11.93	71.26	34.99	0.00	59.78	618.64
21267	07/20/18	110.0000	0.0000	1,300.00	0.00	1,300.00	79.05	18.49	123.92	56.93	0.00	73.35	948.26
MTD	07/31/18	191.0000	0.0000	2,147.60	0.00	2,147.60	130.05	30.42	195.18	91.92	0.00	133.13	1,566.90
21300	08/03/18	72.0000	8.0000	748.80	83.20	832.00	50.04	11.70	69.44	34.24	0.00	59.31	607.27
21330	08/17/18	80.0000	0.0000	832.00	0.00	832.00	50.03	11.70	69.44	34.24	0.00	59.31	607.28
21355	08/31/18	80.0000	8.0000	873.60	83.20	956.80	57.77	13.51	83.97	40.29	0.00	63.05	698.21
MTD	08/31/18	232.0000	16.0000	2,454.40	166.40	2,620.80	157.84	36.91	222.85	108.77	0.00	181.67	1,912.76
21384	09/14/18	80.0000	0.0000	832.00	0.00	832.00	50.04	11.70	69.44	34.24	0.00	59.31	607.27
21410	09/28/18	64.0000	16.0000	665.60	166.40	832.00	50.03	11.70	69.44	34.24	0.00	59.31	607.28
MTD	09/30/18	144.0000	16.0000	1,497.60	166.40	1,664.00	100.07	23.40	138.88	68.48	0.00	118.62	1,214.55
QTD	09/30/18	567.0000	32.0000	6,099.60	332.80	6,432.40	387.96	90.73	556.91	269.17	0.00	433.42	4,694.21
21440	10/12/18	80.0000	0.0000	832.00	0.00	832.00	50.03	11.70	69.44	34.24	0.00	59.31	607.28
21471	10/26/18	72.0000	8.0000	748.80	83.20	832.00	50.04	11.71	69.44	34.24	0.00	59.31	607.26

**Southern Water and Sewer District
Employee Check Record**

All Bank Accounts
January 1, 2018 - December 31, 2018

Check #	Date	Hours		Earnings			Withholding Taxes					Deductions	Net Pay
		Regular	Premium	Regular	Premium	Gross	FICA-SS	FICA-MED	Federal W/H	State W/H	Local W/H	Amount	
MTD	10/31/18	152.0000	8.0000	1,580.80	83.20	1,664.00	100.07	23.41	138.88	68.48	0.00	118.62	1,214.54
21498	11/09/18	89.0000	8.0000	1,014.00	83.20	1,097.20	66.47	15.54	100.31	47.10	0.00	67.27	800.51
21526	11/23/18	74.0000	8.0000	780.00	83.20	863.20	51.97	12.16	73.07	35.75	0.00	60.25	630.00
MTD	11/30/18	163.0000	16.0000	1,794.00	166.40	1,960.40	118.44	27.70	173.38	82.85	0.00	127.52	1,430.51
21554	12/07/18	72.0000	8.0000	748.80	83.20	832.00	50.04	11.70	69.44	34.24	0.00	59.31	607.27
21580	12/21/18	87.0000	0.0000	941.20	0.00	941.20	56.80	13.28	82.15	39.53	0.00	62.59	686.85
MTD	12/31/18	159.0000	8.0000	1,690.00	83.20	1,773.20	106.84	24.98	151.59	73.77	0.00	121.90	1,294.12
QTD	12/31/18	474.0000	32.0000	5,064.80	332.80	5,397.60	325.35	76.09	463.85	225.10	0.00	368.04	3,939.17
YTD	12/31/18	1,939.0000	224.0000	20,597.20	2,329.60	22,926.80	1,381.16	323.01	1,990.40	934.60	0.00	1,580.88	16,716.75
D57													
20806	01/05/18	80.0000	0.0000	832.00	0.00	832.00	50.03	11.70	86.10	32.75	0.00	49.96	601.46
20839	01/19/18	146.0000	0.0000	1,861.60	0.00	1,861.60	113.87	26.63	259.18	90.67	0.00	80.85	1,290.40
MTD	01/31/18	226.0000	0.0000	2,693.60	0.00	2,693.60	163.90	38.33	345.28	123.42	0.00	130.81	1,891.86
20877	02/02/18	90.0000	0.0000	988.00	0.00	988.00	59.71	13.97	87.60	41.41	0.00	54.64	730.67
20911	02/16/18	51.0000	32.0000	546.00	332.80	878.80	52.93	12.38	74.89	35.27	0.00	51.36	651.97
MTD	02/28/18	141.0000	32.0000	1,534.00	332.80	1,866.80	112.64	26.35	162.49	76.68	0.00	106.00	1,382.64
20947	03/02/18	56.0000	24.0000	582.40	249.60	832.00	50.04	11.70	69.44	32.64	0.00	49.96	618.22
20979	03/16/18	80.0000	0.0000	832.00	0.00	832.00	50.03	11.70	69.44	32.64	0.00	49.96	618.23
21008	03/30/18	74.0000	8.0000	780.00	83.20	863.20	51.97	12.15	73.07	34.39	0.00	50.90	640.72
MTD	03/31/18	210.0000	32.0000	2,194.40	332.80	2,527.20	152.04	35.55	211.95	99.67	0.00	150.82	1,877.17
QTD	03/31/18	577.0000	64.0000	6,422.00	665.60	7,087.60	428.58	100.23	719.72	299.77	0.00	387.63	5,151.67
21042	04/13/18	80.0000	0.0000	832.00	0.00	832.00	50.04	11.70	69.44	32.64	0.00	49.96	618.22
21074	04/27/18	56.0000	8.0000	582.40	83.20	665.60	39.71	9.29	50.07	23.28	0.00	44.97	498.28
MTD	04/30/18	136.0000	8.0000	1,414.40	83.20	1,497.60	89.75	20.99	119.51	55.92	0.00	94.93	1,116.50

**Southern Water and Sewer District
Employee Check Record**

All Bank Accounts
January 1, 2018 - December 31, 2018

Check #	Date	Hours		Earnings			Withholding Taxes					Deductions	Net Pay
		Regular	Premium	Regular	Premium	Gross	FICA-SS	FICA-MED	Federal W/H	State W/H	Local W/H	Amount	
QTD	06/30/18	136.0000	8.0000	1,414.40	83.20	1,497.60	89.75	20.99	119.51	55.92	0.00	94.93	1,116.50
YTD	12/31/18	713.0000	72.0000	7,836.40	748.80	8,585.20	518.33	121.22	839.23	355.69	0.00	482.56	6,268.17
P15													
20811	01/05/18	113.0000	0.0000	1,346.80	0.00	1,346.80	83.50	19.53	70.26	65.51	0.00	11.31	1,096.69
20844	01/19/18	134.0000	9.0000	1,721.20	93.60	1,814.80	112.52	26.31	139.72	92.65	0.00	11.31	1,432.29
MTD	01/31/18	247.0000	9.0000	3,068.00	93.60	3,161.60	196.02	45.84	209.98	158.16	0.00	22.62	2,528.98
20883	02/02/18	115.0000	0.0000	1,378.00	0.00	1,378.00	85.44	19.98	61.45	67.20	0.00	11.31	1,132.62
20916	02/16/18	102.0000	0.0000	1,175.20	0.00	1,175.20	72.86	17.04	41.17	55.44	0.00	11.31	977.38
MTD	02/28/18	217.0000	0.0000	2,553.20	0.00	2,553.20	158.30	37.02	102.62	122.64	0.00	22.62	2,110.00
20952	03/02/18	107.0000	0.0000	1,253.20	0.00	1,253.20	77.70	18.18	48.97	59.96	0.00	11.31	1,037.08
20984	03/16/18	99.0000	0.0000	1,128.40	0.00	1,128.40	69.96	16.36	36.49	52.73	0.00	11.31	941.55
21013	03/30/18	85.0000	0.0000	910.00	0.00	910.00	56.42	13.19	14.65	40.06	0.00	11.31	774.37
MTD	03/31/18	291.0000	0.0000	3,291.60	0.00	3,291.60	204.08	47.73	100.11	152.75	0.00	33.93	2,753.00
QTD	03/31/18	755.0000	9.0000	8,912.80	93.60	9,006.40	558.40	130.59	412.71	433.55	0.00	79.17	7,391.98
21047	04/13/18	110.0000	0.0000	1,300.00	0.00	1,300.00	80.60	18.85	53.65	62.68	0.00	11.31	1,072.91
21079	04/27/18	110.0000	0.0000	1,425.00	0.00	1,425.00	88.35	20.67	66.15	69.93	0.00	11.31	1,168.59
MTD	04/30/18	220.0000	0.0000	2,725.00	0.00	2,725.00	168.95	39.52	119.80	132.61	0.00	22.62	2,241.50
21118	05/11/18	40.0000	40.0000	456.00	456.00	912.00	56.54	13.22	14.85	40.18	0.00	11.31	775.90
21150	05/25/18	86.0000	0.0000	1,014.60	0.00	1,014.60	62.90	14.71	25.11	46.13	0.00	11.31	854.44
MTD	05/31/18	126.0000	40.0000	1,470.60	456.00	1,926.60	119.44	27.93	39.96	86.31	0.00	22.62	1,630.34
21183	06/08/18	125.0000	0.0000	1,681.50	0.00	1,681.50	104.26	24.38	95.51	84.81	0.00	11.31	1,361.23
21213	06/22/18	85.0000	0.0000	997.50	0.00	997.50	61.84	14.47	23.40	45.13	0.00	11.31	841.35
MTD	06/30/18	210.0000	0.0000	2,679.00	0.00	2,679.00	166.10	38.85	118.91	129.94	0.00	22.62	2,202.58
QTD	06/30/18	556.0000	40.0000	6,874.60	456.00	7,330.60	454.49	106.30	278.67	348.86	0.00	67.86	6,074.42
21243	07/06/18	102.0000	0.0000	1,288.20	0.00	1,288.20	79.87	18.68	52.47	59.54	0.00	11.31	1,066.33

**Southern Water and Sewer District
Employee Check Record**

All Bank Accounts
January 1, 2018 - December 31, 2018

Check #	Date	Hours		Earnings			Withholding Taxes					Deductions	Net Pay
		Regular	Premium	Regular	Premium	Gross	FICA-SS	FICA-MED	Federal W/H	State W/H	Local W/H	Amount	
21272	07/20/18	122.0000	0.0000	1,630.20	0.00	1,630.20	101.07	23.63	89.35	76.64	0.00	11.31	1,328.20
MTD	07/31/18	224.0000	0.0000	2,918.40	0.00	2,918.40	180.94	42.31	141.82	136.18	0.00	22.62	2,394.53
21305	08/03/18	99.0000	0.0000	1,236.90	0.00	1,236.90	76.69	17.94	47.34	56.98	0.00	11.31	1,026.64
21335	08/17/18	84.0000	16.0000	1,071.60	182.40	1,254.00	77.75	18.18	49.05	57.83	0.00	11.31	1,039.88
21360	08/31/18	93.0000	0.0000	1,134.30	0.00	1,134.30	70.33	16.45	37.08	51.85	0.00	11.31	947.28
MTD	08/31/18	276.0000	16.0000	3,442.80	182.40	3,625.20	224.77	52.57	133.47	166.66	0.00	33.93	3,013.80
21392	09/14/18	86.0000	0.0000	1,014.60	0.00	1,014.60	62.90	14.71	25.11	45.86	0.00	11.31	854.71
21415	09/28/18	108.0000	17.0000	1,487.70	193.80	1,681.50	104.26	24.38	95.51	79.21	0.00	11.31	1,366.83
MTD	09/30/18	194.0000	17.0000	2,502.30	193.80	2,696.10	167.16	39.09	120.62	125.07	0.00	22.62	2,221.54
QTD	09/30/18	694.0000	33.0000	8,863.50	376.20	9,239.70	572.87	133.97	395.91	427.91	0.00	79.17	7,629.87
21445	10/12/18	108.0000	0.0000	1,390.80	0.00	1,390.80	86.23	20.17	62.73	64.67	0.00	11.31	1,145.69
21476	10/26/18	86.0000	0.0000	1,014.60	0.00	1,014.60	62.90	14.71	25.11	45.86	0.00	11.31	854.71
MTD	10/31/18	194.0000	0.0000	2,405.40	0.00	2,405.40	149.13	34.88	87.84	110.53	0.00	22.62	2,000.40
21503	11/09/18	99.0000	0.0000	1,236.90	0.00	1,236.90	76.69	17.94	47.34	56.98	0.00	11.31	1,026.64
21531	11/23/18	131.5000	0.0000	1,792.65	0.00	1,792.65	111.14	25.99	108.85	84.77	0.00	11.31	1,450.59
MTD	11/30/18	230.5000	0.0000	3,029.55	0.00	3,029.55	187.83	43.93	156.19	141.75	0.00	22.62	2,477.23
21559	12/07/18	102.0000	2.0000	1,299.60	22.80	1,322.40	81.99	19.17	55.89	61.25	0.00	11.31	1,092.79
21585	12/21/18	113.0000	0.0000	1,476.30	0.00	1,476.30	91.53	21.41	71.28	68.95	0.00	11.31	1,211.82
MTD	12/31/18	215.0000	2.0000	2,775.90	22.80	2,798.70	173.52	40.58	127.17	130.20	0.00	22.62	2,304.61
QTD	12/31/18	639.5000	2.0000	8,210.85	22.80	8,233.65	510.48	119.39	371.20	382.48	0.00	67.86	6,782.24
YTD	12/31/18	2,644.5000	84.0000	32,861.75	948.60	33,810.35	2,096.24	490.25	1,458.49	1,592.80	0.00	294.06	27,878.51
A15													
20787	01/05/18	41.5000	40.0000	439.40	416.00	855.40	53.03	12.40	90.69	34.52	0.00	44.43	620.33
20821	01/19/18	83.5000	0.0000	886.60	0.00	886.60	54.97	12.86	95.14	36.24	0.00	45.99	641.40
MTD	01/31/18	125.0000	40.0000	1,326.00	416.00	1,742.00	108.00	25.26	185.83	70.76	0.00	90.42	1,261.73

**Southern Water and Sewer District
Employee Check Record**

All Bank Accounts
January 1, 2018 - December 31, 2018

Check #	Date	Hours		Earnings			Withholding Taxes					Deductions	Net Pay
		Regular	Premium	Regular	Premium	Gross	FICA-SS	FICA-MED	Federal W/H	State W/H	Local W/H	Amount	
20858	02/02/18	84.5000	0.0000	902.20	0.00	902.20	55.94	13.08	78.45	36.99	0.00	46.77	670.97
20894	02/16/18	83.5000	0.0000	886.60	0.00	886.60	54.97	12.86	76.67	36.13	0.00	45.99	659.98
MTD	02/28/18	168.0000	0.0000	1,788.80	0.00	1,788.80	110.91	25.94	155.12	73.12	0.00	92.76	1,330.95
20928	03/02/18	84.5000	0.0000	902.20	0.00	902.20	55.94	13.08	78.45	36.99	0.00	46.77	670.97
20962	03/16/18	76.5000	8.0000	819.00	83.20	902.20	55.93	13.08	78.45	36.99	0.00	46.77	670.98
20991	03/30/18	84.5000	0.0000	902.20	0.00	902.20	55.94	13.08	78.45	36.99	0.00	46.77	670.97
MTD	03/31/18	245.5000	8.0000	2,623.40	83.20	2,706.60	167.81	39.24	235.35	110.97	0.00	140.31	2,012.92
QTD	03/31/18	538.5000	48.0000	5,738.20	499.20	6,237.40	386.72	90.44	576.30	254.85	0.00	323.49	4,605.60
21024	04/13/18	84.0000	0.0000	894.40	0.00	894.40	55.45	12.97	77.56	36.56	0.00	46.38	665.48
21057	04/27/18	85.0000	0.0000	910.00	0.00	910.00	56.42	13.20	79.34	37.42	0.00	47.16	676.46
MTD	04/30/18	169.0000	0.0000	1,804.40	0.00	1,804.40	111.87	26.17	156.90	73.98	0.00	93.54	1,341.94
21096	05/11/18	85.0000	0.0000	910.00	0.00	910.00	56.42	13.19	79.34	37.42	0.00	47.16	676.47
21129	05/25/18	84.5000	0.0000	902.20	0.00	902.20	55.93	13.08	78.45	36.99	0.00	46.77	670.98
MTD	05/31/18	169.5000	0.0000	1,812.20	0.00	1,812.20	112.35	26.27	157.79	74.41	0.00	93.93	1,347.45
21161	06/08/18	84.5000	0.0000	902.20	0.00	902.20	55.94	13.08	78.45	36.99	0.00	46.77	670.97
21192	06/22/18	84.5000	0.0000	902.20	0.00	902.20	55.94	13.09	78.45	36.99	0.00	46.77	670.96
MTD	06/30/18	169.0000	0.0000	1,804.40	0.00	1,804.40	111.88	26.17	156.90	73.98	0.00	93.54	1,341.93
QTD	06/30/18	507.5000	0.0000	5,421.00	0.00	5,421.00	336.10	78.61	471.59	222.37	0.00	281.01	4,031.32
21221	07/06/18	34.0000	48.0000	364.00	499.20	863.20	53.52	12.51	74.00	36.14	0.00	44.82	642.21
21252	07/20/18	87.0000	0.0000	941.20	0.00	941.20	58.35	13.65	82.89	39.84	0.00	48.72	697.75
MTD	07/31/18	121.0000	48.0000	1,305.20	499.20	1,804.40	111.87	26.16	156.89	75.98	0.00	93.54	1,339.96
21284	08/03/18	78.0000	8.0000	842.40	83.20	925.60	57.39	13.42	81.11	39.10	0.00	47.94	686.64
21315	08/17/18	85.0000	0.0000	910.00	0.00	910.00	56.42	13.20	79.34	38.36	0.00	47.16	675.52
21341	08/31/18	68.5000	16.0000	735.80	166.40	902.20	55.94	13.08	78.45	37.99	0.00	46.77	669.97
MTD	08/31/18	231.5000	24.0000	2,488.20	249.60	2,737.80	169.75	39.70	238.90	115.45	0.00	141.87	2,032.13

**Southern Water and Sewer District
Employee Check Record**

All Bank Accounts
January 1, 2018 - December 31, 2018

Check #	Date	Hours		Earnings			Withholding Taxes					Deductions	Net Pay
		Regular	Premium	Regular	Premium	Gross	FICA-SS	FICA-MED	Federal W/H	State W/H	Local W/H	Amount	
21369	09/14/18	76.5000	8.0000	819.00	83.20	902.20	55.93	13.08	78.45	37.99	0.00	46.77	669.98
21396	09/28/18	76.5000	8.0000	819.00	83.20	902.20	55.94	13.08	78.45	37.99	0.00	46.77	669.97
MTD	09/30/18	153.0000	16.0000	1,638.00	166.40	1,804.40	111.87	26.16	156.90	75.98	0.00	93.54	1,339.95
QTD	09/30/18	505.5000	88.0000	5,431.40	915.20	6,346.60	393.49	92.02	552.69	267.41	0.00	328.95	4,712.04
21425	10/12/18	84.5000	0.0000	902.20	0.00	902.20	55.94	13.08	78.45	37.99	0.00	46.77	669.97
21457	10/26/18	76.5000	8.0000	819.00	83.20	902.20	55.93	13.09	78.45	37.99	0.00	46.77	669.97
MTD	10/31/18	161.0000	8.0000	1,721.20	83.20	1,804.40	111.87	26.17	156.90	75.98	0.00	93.54	1,339.94
21483	11/09/18	76.5000	8.0000	819.00	83.20	902.20	55.94	13.08	78.45	37.99	0.00	46.77	669.97
21512	11/23/18	75.0000	8.0000	795.60	83.20	878.80	54.48	12.74	75.78	36.88	0.00	45.60	653.32
MTD	11/30/18	151.5000	16.0000	1,614.60	166.40	1,781.00	110.42	25.82	154.23	74.87	0.00	92.37	1,323.29
21539	12/07/18	74.5000	8.0000	787.80	83.20	871.00	54.01	12.63	74.89	36.51	0.00	45.21	647.75
21566	12/21/18	70.0000	16.0000	759.20	166.40	925.60	57.38	13.42	81.11	39.10	0.00	47.94	686.65
MTD	12/31/18	144.5000	24.0000	1,547.00	249.60	1,796.60	111.39	26.05	156.00	75.61	0.00	93.15	1,334.40
QTD	12/31/18	457.0000	48.0000	4,882.80	499.20	5,382.00	333.68	78.04	467.13	226.46	0.00	279.06	3,997.63
YTD	12/31/18	2,008.5000	184.0000	21,473.40	1,913.60	23,387.00	1,449.99	339.11	2,067.71	971.09	0.00	1,212.51	17,346.59
D58													
20807	01/05/18	80.0000	0.0000	912.00	0.00	912.00	54.99	12.86	55.43	38.84	0.00	34.73	715.15
20840	01/19/18	110.0000	0.0000	1,425.00	0.00	1,425.00	86.80	20.30	124.23	68.59	0.00	34.73	1,090.35
MTD	01/31/18	190.0000	0.0000	2,337.00	0.00	2,337.00	141.79	33.16	179.66	107.43	0.00	69.46	1,805.50
20878	02/02/18	80.0000	0.0000	912.00	0.00	912.00	55.00	12.86	44.28	38.73	0.00	34.73	726.40
20912	02/16/18	80.0000	0.0000	912.00	0.00	912.00	54.99	12.86	44.28	38.73	0.00	34.73	726.41
MTD	02/28/18	160.0000	0.0000	1,824.00	0.00	1,824.00	109.99	25.72	88.56	77.46	0.00	69.46	1,452.81
20948	03/02/18	80.0000	0.0000	912.00	0.00	912.00	53.09	12.42	41.21	36.95	0.00	65.41	702.92
20980	03/16/18	80.0000	0.0000	912.00	0.00	912.00	53.10	12.42	41.21	36.95	0.00	65.41	702.91
21009	03/30/18	80.0000	0.0000	912.00	0.00	912.00	53.09	12.41	41.21	36.95	0.00	65.41	702.93

**Southern Water and Sewer District
Employee Check Record**

All Bank Accounts
January 1, 2018 - December 31, 2018

Check #	Date	Hours		Earnings			Withholding Taxes					Deductions	Net Pay
		Regular	Premium	Regular	Premium	Gross	FICA-SS	FICA-MED	Federal W/H	State W/H	Local W/H	Amount	
MTD	03/31/18	240.0000	0.0000	2,736.00	0.00	2,736.00	159.28	37.25	123.63	110.85	0.00	196.23	2,108.76
QTD	03/31/18	590.0000	0.0000	6,897.00	0.00	6,897.00	411.06	96.13	391.85	295.74	0.00	335.15	5,367.07
21043	04/13/18	80.0000	0.0000	912.00	0.00	912.00	53.09	12.42	41.21	36.95	0.00	65.41	702.92
21075	04/27/18	80.0000	0.0000	912.00	0.00	912.00	53.09	12.42	41.21	36.95	0.00	65.41	702.92
MTD	04/30/18	160.0000	0.0000	1,824.00	0.00	1,824.00	106.18	24.84	82.42	73.90	0.00	130.82	1,405.84
21114	05/11/18	80.0000	0.0000	912.00	0.00	912.00	53.10	12.42	41.21	36.95	0.00	65.41	702.91
21146	05/25/18	80.0000	0.0000	912.00	0.00	912.00	53.10	12.42	41.21	36.95	0.00	65.41	702.91
MTD	05/31/18	160.0000	0.0000	1,824.00	0.00	1,824.00	106.20	24.84	82.42	73.90	0.00	130.82	1,405.82
21179	06/08/18	80.0000	0.0000	912.00	0.00	912.00	53.08	12.41	41.21	36.95	0.00	65.41	702.94
21209	06/22/18	80.0000	0.0000	912.00	0.00	912.00	53.09	12.42	41.21	36.95	0.00	65.41	702.92
MTD	06/30/18	160.0000	0.0000	1,824.00	0.00	1,824.00	106.17	24.83	82.42	73.90	0.00	130.82	1,405.86
QTD	06/30/18	480.0000	0.0000	5,472.00	0.00	5,472.00	318.55	74.51	247.26	221.70	0.00	392.46	4,217.52
21239	07/06/18	80.0000	0.0000	912.00	0.00	912.00	53.10	12.41	41.21	37.95	0.00	65.41	701.92
21268	07/20/18	88.0000	0.0000	1,048.80	0.00	1,048.80	61.57	14.40	54.89	44.79	0.00	65.41	807.74
MTD	07/31/18	168.0000	0.0000	1,960.80	0.00	1,960.80	114.67	26.81	96.10	82.74	0.00	130.82	1,509.66
21301	08/03/18	91.0000	0.0000	1,100.10	0.00	1,100.10	64.76	15.15	60.02	47.36	0.00	65.41	847.40
21331	08/17/18	85.0000	0.0000	997.50	0.00	997.50	58.39	13.65	49.76	42.23	0.00	65.41	768.06
21356	08/31/18	90.0000	0.0000	1,083.00	0.00	1,083.00	63.69	14.90	58.31	46.50	0.00	65.41	834.19
MTD	08/31/18	266.0000	0.0000	3,180.60	0.00	3,180.60	186.84	43.70	168.09	136.09	0.00	196.23	2,449.65
21385	09/14/18	103.0000	0.0000	1,305.30	0.00	1,305.30	77.48	18.12	81.99	57.62	0.00	65.41	1,004.68
21411	09/28/18	80.0000	0.0000	912.00	0.00	912.00	53.09	12.42	41.21	37.95	0.00	65.41	701.92
MTD	09/30/18	183.0000	0.0000	2,217.30	0.00	2,217.30	130.57	30.54	123.20	95.57	0.00	130.82	1,706.60
QTD	09/30/18	617.0000	0.0000	7,358.70	0.00	7,358.70	432.08	101.05	387.39	314.40	0.00	457.87	5,665.91
21441	10/12/18	85.0000	0.0000	997.50	0.00	997.50	58.40	13.65	49.76	42.23	0.00	65.41	768.05

**Southern Water and Sewer District
Employee Check Record**

All Bank Accounts
January 1, 2018 - December 31, 2018

Check #	Date	Hours		Earnings		Withholding Taxes					Deductions	Net Pay	
		Regular	Premium	Regular	Premium	Gross	FICA-SS	FICA-MED	Federal W/H	State W/H	Local W/H		Amount
21472	10/26/18	98.0000	0.0000	1,219.80	0.00	1,219.80	72.17	16.88	71.99	53.34	0.00	65.41	940.01
MTD	10/31/18	183.0000	0.0000	2,217.30	0.00	2,217.30	130.57	30.53	121.75	95.57	0.00	130.82	1,708.06
21499	11/09/18	80.0000	0.0000	912.00	0.00	912.00	53.09	12.42	41.21	37.95	0.00	65.41	701.92
21527	11/23/18	80.0000	0.0000	912.00	0.00	912.00	53.10	12.42	41.21	37.95	0.00	65.41	701.91
MTD	11/30/18	160.0000	0.0000	1,824.00	0.00	1,824.00	106.19	24.84	82.42	75.90	0.00	130.82	1,403.83
21555	12/07/18	107.0000	0.0000	1,373.70	0.00	1,373.70	81.72	19.11	90.20	61.04	0.00	65.41	1,056.22
21581	12/21/18	48.0000	32.0000	547.20	364.80	912.00	53.09	12.41	41.21	37.95	0.00	65.41	701.93
MTD	12/31/18	155.0000	32.0000	1,920.90	364.80	2,285.70	134.81	31.52	131.41	98.99	0.00	130.82	1,758.15
QTD	12/31/18	498.0000	32.0000	5,962.20	364.80	6,327.00	371.57	86.89	335.58	270.46	0.00	392.46	4,870.04
YTD	12/31/18	2,185.0000	32.0000	25,689.90	364.80	26,054.70	1,533.26	358.58	1,362.08	1,102.30	0.00	1,577.94	20,120.54
D59													
20808	01/05/18	80.0000	0.0000	832.00	0.00	832.00	50.03	11.70	44.93	32.75	0.00	73.44	619.15
20841	01/19/18	131.0000	0.0000	1,627.60	0.00	1,627.60	99.37	23.24	147.30	77.51	0.00	97.31	1,182.87
MTD	01/31/18	211.0000	0.0000	2,459.60	0.00	2,459.60	149.40	34.94	192.23	110.26	0.00	170.75	1,802.02
20879	02/02/18	85.0000	0.0000	910.00	0.00	910.00	54.87	12.83	41.35	37.03	0.00	75.78	688.14
20913	02/16/18	80.0000	0.0000	832.00	0.00	832.00	50.03	11.70	33.78	32.64	0.00	73.44	630.41
MTD	02/28/18	165.0000	0.0000	1,742.00	0.00	1,742.00	104.90	24.53	75.13	69.67	0.00	149.22	1,318.55
20949	03/02/18	80.0000	0.0000	832.00	0.00	832.00	49.87	11.67	33.52	32.49	0.00	76.03	628.42
20981	03/16/18	80.0000	0.0000	832.00	0.00	832.00	49.88	11.66	33.52	32.49	0.00	76.03	628.42
21010	03/30/18	80.0000	0.0000	832.00	0.00	832.00	49.87	11.67	33.52	32.49	0.00	76.03	628.42
MTD	03/31/18	240.0000	0.0000	2,496.00	0.00	2,496.00	149.62	35.00	100.56	97.47	0.00	228.09	1,885.26
QTD	03/31/18	616.0000	0.0000	6,697.60	0.00	6,697.60	403.92	94.47	367.92	277.40	0.00	548.06	5,005.83
21044	04/13/18	80.0000	0.0000	832.00	0.00	832.00	49.87	11.66	33.52	32.49	0.00	76.03	628.43
21076	04/27/18	80.0000	0.0000	832.00	0.00	832.00	49.88	11.66	33.52	32.49	0.00	76.03	628.42
MTD	04/30/18	160.0000	0.0000	1,664.00	0.00	1,664.00	99.75	23.32	67.04	64.98	0.00	152.06	1,256.85

**Southern Water and Sewer District
Employee Check Record**

All Bank Accounts
January 1, 2018 - December 31, 2018

Check #	Date	Hours		Earnings			Withholding Taxes					Deductions	Net Pay
		Regular	Premium	Regular	Premium	Gross	FICA-SS	FICA-MED	Federal W/H	State W/H	Local W/H	Amount	
21115	05/11/18	72.0000	8.0000	748.80	83.20	832.00	49.87	11.67	33.52	32.49	0.00	76.03	628.42
21147	05/25/18	80.0000	0.0000	832.00	0.00	832.00	49.88	11.66	33.52	32.49	0.00	76.03	628.42
MTD	05/31/18	152.0000	8.0000	1,580.80	83.20	1,664.00	99.75	23.33	67.04	64.98	0.00	152.06	1,256.84
21180	06/08/18	64.0000	16.0000	665.60	166.40	832.00	49.87	11.66	33.52	32.49	0.00	76.03	628.43
21210	06/22/18	80.0000	0.0000	832.00	0.00	832.00	49.87	11.67	33.52	32.49	0.00	76.03	628.42
MTD	06/30/18	144.0000	16.0000	1,497.60	166.40	1,664.00	99.74	23.33	67.04	64.98	0.00	152.06	1,256.85
QTD	06/30/18	456.0000	24.0000	4,742.40	249.60	4,992.00	299.24	69.98	201.12	194.94	0.00	456.18	3,770.54
21240	07/06/18	80.0000	0.0000	832.00	0.00	832.00	49.87	11.66	33.52	34.11	0.00	76.03	626.81
21269	07/20/18	81.0000	0.0000	847.60	0.00	847.60	50.84	11.89	35.03	34.86	0.00	76.50	638.48
MTD	07/31/18	161.0000	0.0000	1,679.60	0.00	1,679.60	100.71	23.55	68.55	68.97	0.00	152.53	1,265.29
21302	08/03/18	73.0000	8.0000	764.40	83.20	847.60	50.84	11.89	35.03	34.86	0.00	76.50	638.48
21332	08/17/18	80.0000	0.0000	832.00	0.00	832.00	49.88	11.67	33.52	34.11	0.00	76.03	626.79
21357	08/31/18	83.0000	8.0000	920.40	83.20	1,003.60	60.51	14.15	50.17	42.43	0.00	81.18	755.16
MTD	08/31/18	236.0000	16.0000	2,516.80	166.40	2,683.20	161.23	37.71	118.72	111.40	0.00	233.71	2,020.43
21386	09/14/18	102.0000	0.0000	1,175.20	0.00	1,175.20	71.15	16.64	66.81	50.75	0.00	86.33	883.52
21412	09/28/18	81.0000	0.0000	847.60	0.00	847.60	50.84	11.89	35.03	34.86	0.00	76.50	638.48
MTD	09/30/18	183.0000	0.0000	2,022.80	0.00	2,022.80	121.99	28.53	101.84	85.61	0.00	162.83	1,522.00
QTD	09/30/18	580.0000	16.0000	6,219.20	166.40	6,385.60	383.93	89.79	289.11	265.98	0.00	549.07	4,807.72
21442	10/12/18	90.0000	0.0000	988.00	0.00	988.00	59.55	13.93	48.65	41.67	0.00	80.71	743.49
21473	10/26/18	98.0000	0.0000	1,112.80	0.00	1,112.80	67.28	15.73	60.76	47.73	0.00	84.45	836.85
MTD	10/31/18	188.0000	0.0000	2,100.80	0.00	2,100.80	126.83	29.66	109.41	89.40	0.00	165.16	1,580.34
21500	11/09/18	73.0000	8.0000	764.40	83.20	847.60	50.84	11.89	35.03	34.86	0.00	76.50	638.48
21528	11/23/18	74.0000	8.0000	780.00	83.20	863.20	51.81	12.12	36.55	35.62	0.00	76.97	650.13
MTD	11/30/18	147.0000	16.0000	1,544.40	166.40	1,710.80	102.65	24.01	71.58	70.48	0.00	153.47	1,288.61

**Southern Water and Sewer District
Employee Check Record**

All Bank Accounts
January 1, 2018 - December 31, 2018

Check #	Date	Hours		Earnings			Withholding Taxes					Deductions	Net Pay
		Regular	Premium	Regular	Premium	Gross	FICA-SS	FICA-MED	Federal W/H	State W/H	Local W/H	Amount	
21556	12/07/18	89.0000	0.0000	972.40	0.00	972.40	58.58	13.70	47.14	40.92	0.00	80.24	731.82
21582	12/21/18	83.0000	0.0000	878.80	0.00	878.80	52.77	12.34	38.06	36.38	0.00	77.43	661.82
MTD	12/31/18	172.0000	0.0000	1,851.20	0.00	1,851.20	111.35	26.04	85.20	77.30	0.00	157.67	1,393.64
QTD	12/31/18	507.0000	16.0000	5,496.40	166.40	5,662.80	340.83	79.71	266.19	237.18	0.00	476.30	4,262.59
YTD	12/31/18	2,159.0000	56.0000	23,155.60	582.40	23,738.00	1,427.92	333.95	1,124.34	975.50	0.00	2,029.61	17,846.68
A16													
20788	01/05/18	85.0000	0.0000	875.00	0.00	875.00	54.25	12.69	96.11	36.62	0.00	26.25	649.08
20822	01/19/18	85.0000	0.0000	875.00	0.00	875.00	54.25	12.69	96.11	36.62	0.00	26.25	649.08
MTD	01/31/18	170.0000	0.0000	1,750.00	0.00	1,750.00	108.50	25.38	192.22	73.24	0.00	52.50	1,298.16
20859	02/02/18	85.0000	0.0000	875.00	0.00	875.00	54.25	12.68	77.45	36.51	0.00	26.25	667.86
20895	02/16/18	85.0000	0.0000	875.00	0.00	875.00	54.25	12.69	77.45	36.51	0.00	26.25	667.85
MTD	02/28/18	170.0000	0.0000	1,750.00	0.00	1,750.00	108.50	25.37	154.90	73.02	0.00	52.50	1,335.71
20929	03/02/18	85.0000	0.0000	875.00	0.00	875.00	54.25	12.69	77.45	36.51	0.00	26.25	667.85
20963	03/16/18	85.0000	0.0000	875.00	0.00	875.00	54.25	12.69	77.45	36.51	0.00	26.25	667.85
20992	03/30/18	85.0000	0.0000	875.00	0.00	875.00	54.25	12.68	77.45	36.51	0.00	26.25	667.86
MTD	03/31/18	255.0000	0.0000	2,625.00	0.00	2,625.00	162.75	38.06	232.35	109.53	0.00	78.75	2,003.56
QTD	03/31/18	595.0000	0.0000	6,125.00	0.00	6,125.00	379.75	88.81	579.47	255.79	0.00	183.75	4,637.43
21025	04/13/18	85.0000	0.0000	875.00	0.00	875.00	54.25	12.69	77.45	36.51	0.00	26.25	667.85
21058	04/27/18	52.5000	32.0000	547.50	320.00	867.50	53.79	12.58	76.57	36.08	0.00	26.03	662.45
MTD	04/30/18	137.5000	32.0000	1,422.50	320.00	1,742.50	108.04	25.27	154.02	72.59	0.00	52.28	1,330.30
21097	05/11/18	77.0000	8.0000	795.00	80.00	875.00	54.25	12.69	77.45	36.51	0.00	26.25	667.85
21130	05/25/18	77.0000	8.0000	795.00	80.00	875.00	54.25	12.69	77.45	36.51	0.00	26.25	667.85
MTD	05/31/18	154.0000	16.0000	1,590.00	160.00	1,750.00	108.50	25.38	154.90	73.02	0.00	52.50	1,335.70
21162	06/08/18	69.0000	16.0000	715.00	160.00	875.00	54.25	12.68	77.45	36.51	0.00	26.25	667.86
21193	06/22/18	67.0000	16.0000	685.00	160.00	845.00	52.39	12.25	73.95	34.82	0.00	25.35	646.24

**Southern Water and Sewer District
Employee Check Record**

All Bank Accounts
January 1, 2018 - December 31, 2018

Check #	Date	Hours		Earnings			Withholding Taxes					Deductions	Net Pay
		Regular	Premium	Regular	Premium	Gross	FICA-SS	FICA-MED	Federal W/H	State W/H	Local W/H	Amount	
MTD	06/30/18	136.0000	32.0000	1,400.00	320.00	1,720.00	106.64	24.93	151.40	71.33	0.00	51.60	1,314.10
QTD	06/30/18	427.5000	80.0000	4,412.50	800.00	5,212.50	323.18	75.58	460.32	216.94	0.00	156.38	3,980.10
21222	07/06/18	77.0000	8.0000	795.00	80.00	875.00	54.25	12.69	77.45	37.57	0.00	26.25	666.79
21253	07/20/18	45.0000	40.0000	475.00	400.00	875.00	54.25	12.69	77.45	37.57	0.00	26.25	666.79
MTD	07/31/18	122.0000	48.0000	1,270.00	480.00	1,750.00	108.50	25.38	154.90	75.14	0.00	52.50	1,333.58
21285	08/03/18	61.0000	24.0000	635.00	240.00	875.00	54.25	12.69	77.45	37.57	0.00	26.25	666.79
21316	08/17/18	69.0000	16.0000	715.00	160.00	875.00	54.25	12.68	77.45	37.57	0.00	26.25	666.80
21342	08/31/18	58.5000	24.0000	597.50	240.00	837.50	51.92	12.15	73.08	35.75	0.00	25.13	639.47
MTD	08/31/18	188.5000	64.0000	1,947.50	640.00	2,587.50	160.42	37.52	227.98	110.89	0.00	77.63	1,973.06
21370	09/14/18	84.0000	0.0000	860.00	0.00	860.00	53.32	12.47	75.70	36.84	0.00	25.80	655.87
21397	09/28/18	84.5000	0.0000	867.50	0.00	867.50	53.79	12.58	76.57	37.21	0.00	26.03	661.32
MTD	09/30/18	168.5000	0.0000	1,727.50	0.00	1,727.50	107.11	25.05	152.27	74.05	0.00	51.83	1,317.19
QTD	09/30/18	479.0000	112.0000	4,945.00	1,120.00	6,065.00	376.03	87.95	535.15	260.08	0.00	181.96	4,623.83
21426	10/12/18	84.5000	0.0000	867.50	0.00	867.50	53.78	12.58	76.57	37.21	0.00	26.03	661.33
21458	10/26/18	67.0000	16.0000	685.00	160.00	845.00	52.39	12.25	73.95	36.12	0.00	25.35	644.94
MTD	10/31/18	151.5000	16.0000	1,552.50	160.00	1,712.50	106.17	24.83	150.52	73.33	0.00	51.38	1,306.27
21484	11/09/18	84.0000	0.0000	860.00	0.00	860.00	53.32	12.47	75.70	36.84	0.00	25.80	655.87
21513	11/23/18	84.0000	0.0000	860.00	0.00	860.00	53.32	12.47	75.70	36.84	0.00	25.80	655.87
MTD	11/30/18	168.0000	0.0000	1,720.00	0.00	1,720.00	106.64	24.94	151.40	73.68	0.00	51.60	1,311.74
21540	12/07/18	82.0000	0.0000	830.00	0.00	830.00	51.46	12.03	72.21	35.39	0.00	24.90	634.01
21567	12/21/18	77.0000	8.0000	795.00	80.00	875.00	54.25	12.69	77.45	37.57	0.00	26.25	666.79
MTD	12/31/18	159.0000	8.0000	1,625.00	80.00	1,705.00	105.71	24.72	149.66	72.96	0.00	51.15	1,300.80
QTD	12/31/18	478.5000	24.0000	4,897.50	240.00	5,137.50	318.52	74.49	451.58	219.97	0.00	154.13	3,918.81
YTD	12/31/18	1,980.0000	216.0000	20,380.00	2,160.00	22,540.00	1,397.48	326.83	2,026.52	952.78	0.00	676.22	17,160.17

Southern Water and Sewer District

Employee Check Record

All Bank Accounts

January 1, 2018 - December 31, 2018

Check #

Check count = 701

**Southern Water and Sewer District
Employee Check Record**

All Bank Accounts

January 1, 2018 - December 31, 2018

Company Totals

	January	February	March	QTD	April	May	June	QTD	
Regular Hours	5,270.0000	4,464.0000	6,501.5000	16,235.5000	4,535.5000	3,960.0000	4,058.0000	12,553.5000	
Premium Hours	236.5000	268.0000	348.8466	853.3466	230.0000	248.0000	341.5000	819.5000	
Regular Earnings	80,632.98	66,554.66	92,963.86	240,151.50	67,358.99	57,689.53	60,545.28	185,593.80	
Premium Earnings	2,228.32	3,445.54	4,580.73	10,254.59	2,291.04	2,953.92	3,714.98	8,959.94	
Gross Earnings	82,861.30	70,000.20	97,544.59	250,406.09	69,650.03	60,643.45	64,260.26	194,553.74	
FICA-SS	4,977.46	4,182.22	5,787.68	14,947.36	4,145.68	3,597.82	3,815.64	11,559.14	
FICA-MED	1,164.08	978.10	1,353.60	3,495.78	969.55	841.38	892.37	2,703.30	
Federal W/H	7,905.88	4,742.36	6,412.48	19,060.72	4,781.45	3,918.84	4,275.90	12,976.19	
State W/H	3,737.74	3,015.41	4,151.60	10,904.75	2,998.18	2,567.22	2,772.85	8,338.25	
Local W/H	0.00	0.00	0.00	0.00	0.00	0.00	0.00	0.00	
Deductions	6,885.55	6,342.12	10,934.55	24,162.22	6,708.08	5,762.91	6,336.43	18,807.42	
Net Pay	58,190.59	50,739.99	68,904.68	177,835.26	50,047.09	43,955.28	46,167.07	140,169.44	
	July	August	September	QTD	October	November	December	QTD	YTD
Regular Hours	4,136.5000	5,915.0378	3,917.5000	13,969.0378	4,042.0000	4,001.0000	4,161.5000	12,204.5000	54,962.5378
Premium Hours	494.5000	602.4622	287.0000	1,383.9622	200.5000	172.0000	311.0000	683.5000	3,740.3088
Regular Earnings	63,864.06	89,749.12	60,876.21	214,489.39	62,138.37	60,047.51	63,125.59	185,311.47	825,546.16
Premium Earnings	5,628.46	7,160.05	3,438.76	16,227.27	1,755.14	1,813.92	3,743.80	7,312.86	42,754.66
Gross Earnings	69,492.52	96,909.17	64,314.97	230,716.66	63,893.51	61,861.43	66,869.39	192,624.33	868,300.82
FICA-SS	4,143.35	5,773.72	3,835.64	13,752.71	3,809.43	3,683.51	3,993.98	11,486.92	51,746.13
FICA-MED	969.03	1,350.32	897.01	3,216.36	890.96	861.47	934.03	2,686.46	12,101.90
Federal W/H	5,015.44	6,953.21	4,658.23	16,626.88	4,558.88	4,358.10	4,894.11	13,811.09	62,474.88
State W/H	3,000.79	4,187.63	2,777.46	9,965.88	2,757.13	2,663.96	2,925.04	8,346.13	37,555.01
Local W/H	0.00	0.00	0.00	0.00	0.00	0.00	0.00	0.00	0.00
Deductions	6,415.34	9,115.05	5,799.65	21,330.04	5,886.25	5,538.60	6,561.71	17,986.56	82,286.24
Net Pay	49,948.57	69,529.24	46,346.98	165,824.79	45,990.86	44,755.79	47,560.52	138,307.17	622,136.66