

COMMONWEALTH OF KENTUCKY
BEFORE THE PUBLIC SERVICE COMMISSION

In the Matter of:

**ELECTRONIC APPLICATION OF ESTILL)
COUNTY WATER DISTRICT NO. 1 FOR) CASE NO. 2017-00176
RATE ADJUSTMENT PURSUANT TO 807)
KAR 5:076)**


**RESPONSE OF ESTILL COUNTY WATER DISTRICT NO. 1
TO
COMMISSION STAFF'S FIRST POST-HEARING REQUEST FOR INFORMATION
DATED NOVEMBER 7, 2017**

FILED: NOVEMBER 22, 2017

VERIFICATION

COMMONWEALTH OF KENTUCKY)
) SS:
COUNTY OF ESTILL)

The undersigned, Audrea Miller, being duly sworn, deposes and states that she is the office manager of Estill County Water District No. 1 and that she has personal knowledge of the matters set forth in the responses for which she is identified as the witness, and the answers contained therein are true and correct to the best of her information, knowledge and belief.


Audrea Miller

Subscribed and sworn to before me, a Notary Public in and before said County and State, this 22 day of November 2017.

 (SEAL)
Notary Public


My Commission Expires: 6-25-19

Notary ID: 536649

VERIFICATION

COMMONWEALTH OF KENTUCKY)
) SS:
COUNTY OF ESTILL)

The undersigned, Dwight Richardson, being duly sworn, deposes and states that he is the operations manager of Estill County Water District No. 1 and that he has personal knowledge of the matters set forth in the responses for which he is identified as the witness, and the answers contained therein are true and correct to the best of his information, knowledge and belief.


Dwight Richardson

Subscribed and sworn to before me, a Notary Public in and before said County and State,
this 22 day of November 2017.

 (SEAL)
Notary Public


My Commission Expires: 6-25-19

Notary ID: 536649

VERIFICATION

COMMONWEALTH OF KENTUCKY)
) SS:
COUNTY OF FAYETTE)

The undersigned, Gerald E. Wuetcher, being duly sworn, deposes and states that he has personal knowledge of the matters set forth in the responses for which he is identified as the witness, and the answers contained therein are true and correct to the best of his information, knowledge and belief.



Gerald E. Wuetcher

Subscribed and sworn to before me, a Notary Public in and before said County and State, this 22nd day of November 2017.



Notary Public



My Commission Expires: 4-17-18

Notary ID: #509147

ESTILL COUNTY WATER DISTRICT NO. 1

**Response to Commission Staff's First Post-Hearing Request for Information
November 7, 2017**

Case No. 2017-00176

Question No. 1

Witness: Audrea Miller

- Q-1.** Provide the minutes of the Estill District No. 1 Board Meeting in which the loan agreements with Citizens Guaranty Bank were approved.
- A-1.** The minutes of the follow meetings of the Board of Commissioners of Estill County Water District No. 1 are attached to this Response:

October 31, 2013
January 29, 2015
January 18, 2017

Please note that the Minutes of the January 18, 2017 Special Meeting contain an error. The heading of the Minutes refers to "January 18, 2015" but the contents of the Minutes clearly show that the meeting occurred in 2017.

THE ESTILL COUNTY WATER DISTRICT BOARD OF COMMISSIONERS (THE COMMISSION) MET IN REGULAR SESSION THURSDAY OCTOBER 31, 2013 AT 3:00 P.M. IN THE CONFERENCE ROOM AT ITS OFFICES LOCATED AT 76 CEDAR GROVE ROAD, IRVINE, KENTUCKY, WITH THE FOLLOWING OFFICERS AND MEMBERS PRESENT: GREG WRIGHT, CHAIRMAN, JERRY ARNOLD, SECRETARY, WILLIAM BEARD, TREASURER, AUDREA MILLER, OFFICE MANAGER, AND DWIGHT RICHARDSON, OPERATIONAL MANAGER.

From the roll call, it was determined that a quorum of the Board of Commissioners of the Estill County Water District was present. The meeting was then opened for the transaction of business, at which time the following proceedings were had and entered for record:

ON MOTION OF BEARD AND SECONDED BY ARNOLD and all members of the Board voting in the affirmative, that the Board approves the agenda for the October 31, 2013 regular Board of Commissioners Meeting.

The Minutes from the October 22, 2013 special board meeting were presented to the Board with no corrections being found necessary. ON MOTION OF ARNOLD AND SECONDED BY BEARD and all members of the Board voting in the affirmative, that the Minutes be approved as presented.

ON MOTION OF BEARD AND SECONDED BY ARNOLD and all members of the Board voting in the affirmative that the District take out a loan, in the amount of \$200,000.00, from Citizen's Guaranty Bank. The loan will be locked in at 3.85% interest for 4 years, amortized over 8 years. The Districts accounts receivables will be used as collateral. Greg Wright, Jerry Arnold and William Beard will sign all paperwork pertaining to the loan.

ON MOTION OF ARNOLD AND SECONDED BY BEARD and all members of the Board voting in the affirmative, that the District's November regular scheduled meeting be changed to Tuesday November 26, 2013 due to the Thanksgiving holiday.

ON MOTION OF ARNOLD AND SECONDED BY BEARD and all members of the Board voting in the affirmative that the fire departments will be assessed a \$10.00 fee for not filing monthly water usage reports.

ON MOTION OF BEARD AND SECONDED BY ARNOLD and all members of the Board voting in the affirmative, that the meeting be adjourned.

Signed

Secretary



Attested:



**Meeting agenda and sign in sheets are filed in the Districts office and can be made available for review upon request.*

THE ESTILL COUNTY WATER DISTRICT BOARD OF COMMISSIONERS (THE COMMISSION) MET IN REGULAR SESSION THURSDAY, JANUARY 29, 2015 AT 3:00 P.M. IN THE CONFERENCE ROOM AT ITS OFFICES LOCATED AT 76 CEDAR GROVE ROAD, IRVINE, KENTUCKY, WITH THE FOLLOWING OFFICERS AND MEMBERS PRESENT: GREG WRIGHT, CHAIRMAN, JERRY ARNOLD, SECRETARY, WILLIAM BEARD, TREASURER, AUDREA MILLER, OFFICE MANAGER, AND DWIGHT RICHARDSON, OPERATIONAL MANAGER.

From the roll call, it was determined that a quorum of the Board of Commissioners of the Estill County Water District was present. The meeting was then opened for the transaction of business, at which time the following proceedings were had and entered for record:

ON MOTION OF BEARD AND SECONDED BY ARNOLD and all members of the Board voting in the affirmative, that the agenda for the January 29, 2015 regular Board of Commissioners Meeting be approved.

The Minutes from the December 30, 2014 regular board meeting were presented to the Board with no corrections being found necessary. ON MOTION OF ARNOLD AND SECONDED BY BEARD and all members of the Board voting in the affirmative, that the Minutes be approved as presented.

ON MOTION OF ARNOLD AND SECONDED BY BEARD and all members of the Board voting in the affirmative, that the District sign for a loan, in the amount of 100,305.00, from Citizen's Guaranty Bank. The loan will be locked in at 3.85% interest for 4 years, amortized over 8 years. The Districts account receivables will be used as collateral. Greg Wright, Jerry Arnold, and William Beard will sign all paperwork pertaining to the loan.

Chairman Greg Wright requested the meeting go into closed session.

ON MOTION OF BEARD AND SECONDED BY ARNOLD and all members of the Board voting in the affirmative, that the meeting go into closed session with the purpose of discussing personnel issues.

ON MOTION OF WRIGHT AND SECONDED BY ARNOLD and all members of the Board voting in the affirmative, for the meeting to reconvene in regular session.


The Board then instructed the Office Manager that they would like to implement the following practices:

1. Purchase Order System
2. Pay Warrants
3. Inventory Control
4. Monthly Review of Financials
5. Time Clock/ Vehicle GPS
6. Tracking Diesel Fuel
7. Payroll Reports and Timesheets
8. Nepotism Issues
9. Review of On call and Overtime

ON MOTION OF BEARD AND SECONDED BY ARNOLD and all members of the Board voting in the affirmative, that the meeting be adjourned.

Signed

Secretary



Attested:



**Meeting agenda and sign in sheets are filed in the Districts office and can be made available for review upon request.*

THE ESTILL COUNTY WATER DISTRICT BOARD OF COMMISSIONERS (THE COMMISSION) MET IN SPECIAL SESSION WEDNESDAY, JANUARY 18, 2015 AT 3:30 PM. IN THE CONFERENCE ROOM AT ITS OFFICES LOCATED AT 76 CEDAR GROVE ROAD, IRVINE, KENTUCKY, WITH THE FOLLOWING OFFICERS AND MEMBERS PRESENT: GREG WRIGHT-CHAIRMAN, JERRY ARNOLD-SECRETARY, WILLIAM BEARD-TREASURER, AUDREA MILLER-OFFICE MANAGER & DWIGHT RICHARSON-OPERATIONAL MANAGER

From the roll call, it was determined that a quorum of the Board of Commissioners of the Estill County Water District was present. The meeting was then opened for the transaction of business, at which time the following proceedings were had and entered for record:

ON MOTION OF ARNOLD AND SECONDED BY BEARD and all members of the Board voting in the affirmative, that the agenda for the January 18, 2017 special Board of Commissioners Meeting be approved.

The Minutes from the December 29, 2016 regular board meeting were presented to the Board with no corrections being found necessary. ON MOTION OF BEARD AND SECONDED BY ARNOLD and all members of the Board voting in the affirmative, that the minutes be approved as presented.

ON MOTION OF ARNOLD AND SECONDED BY BEARD and all members of the Board voting in the affirmative, that the District borrow \$110,000.00 from Citizens Guaranty Bank, to cover the February 2017 USDA-RD payment.

ON MOTION OF ARNOLD AND SECOND BY BEARD and all members of the Board voting in the affirmative, that the meeting be adjourned.

Signed William Beard
Secretary

Attested: Greg Wright

**Meeting agenda and sign in sheets are filed in the Districts office and can be made available for review upon request.*

ESTILL COUNTY WATER DISTRICT NO. 1

**Response to Commission Staff's First Post-Hearing Request for Information
November 7, 2017**

Case No. 2017-00176

Question No. 2

Witness: Audrea Miller

- Q-2.** Provide a revised version of Estill District No. 1 Exhibit 6 (“Immediate Actions to Improve Water District’s Financial Position”) that contains target dates for each action.
- A-2.** A revised version of Estill County Water District No. 1’s Hearing Exhibit 6 is attached to this Response.

Immediate Actions to Improve Water District's Financial Position

Proposed Action	Proposed Completion Date
Explore refinancing long-term debt (all or portions) with Kentucky Rural Water Finance Corporation or other entity.	Completed
Apply to KRWFC for loan refinancing	11/28/2017 ¹
Request Kentucky Rural Water Association to conduct a water meter audit to determine if meter reading errors or inaccuracies are playing a role in Estill District's water loss problems.	11/16/2017
Request additional technical assistance from KRWA in addressing Estill District's water loss problems.	11/16/2017
Terminate Estill District's current practice of paying the premiums for single dental insurance coverage provided to members of its Board of Commissioners.	10/26/2017
Adopt resolution authorizing an application to the Public Service Commission for a surcharge to finance more extensive efforts to address unaccounted-for water loss.	11/30/2017
File an application for a surcharge to finance more extensive efforts to address unaccounted-for water loss	12/15/2017
Adopt a policy requiring members of the Board of Commissioners to attend at least 12 hours of PSC-certified water district commissioner training annually, and requiring all members of Board, including existing members, to attend the PSC's new commissioner training no later than December 31, 2018.	10/26/2017
Authorize efforts to design and obtain financing for water main replacements for 2 zones within Estill District's distribution system	10/26/2017
Contact Rural Development to discuss revisions to its current debt repayment schedules	12/01/2017
Retain an attorney on monthly retainer to review Board agenda and Board minutes for legal and regulatory issues and to be available to answer questions from Board members and water district employees.	10/26/2017 ²

¹ Legal counsel for Estill County Water District No. 1 has been in discussions with KRWFC since 10/4/2017 regarding refinancing of the water district's debt obligations. A written application will be filed no later than 11/28/2017.

² Estill County Water District No. 1 has been in discussions with its present legal counsel to provide the monthly legal services described above, but an engagement letter has not yet been executed.

ESTILL COUNTY WATER DISTRICT NO. 1

**Response to Commission Staff's First Post-Hearing Request for Information
November 7, 2017**

Case No. 2017-00176

Question No. 3

Witness: Audrea Miller

- Q-3.** Provide the date and amount of the last wage increase granted to Estill District No. 1 employees.
- A-3.** The table below lists by position the date and amount of the last wage increase for each current Estill County Water District No. 1 employee as well as the employee's wage rate prior to the increase and after the increase.

Position	Prior Wage Rate	Date of Increase	Amount of Increase	Current Wage Rate
Office Manager	\$19.50	01/01/2015	\$1.00	\$20.50
Customer Service Clerk	\$12.25	03/17/2010	\$0.50	\$12.75
Operational Manager	\$20.00	03/17/2010	\$0.50	\$20.50
Laborer	\$12.00	03/17/2010	\$0.50	\$12.50
Certified Operator	\$13.80	03/17/2010	\$0.50	\$14.30
Billing Clerk	\$12.25	03/17/2010	\$0.50	\$12.75
Certified Operator	\$13.00	03/17/2010	\$0.50	\$13.50

ESTILL COUNTY WATER DISTRICT NO. 1

**Response to Commission Staff's First Post-Hearing Request for Information
November 7, 2017**

Case No. 2017-00176

Question No. 4

Witnesses: Audrea Miller/Gerald Wuetcher

- Q-4.** Provide the minutes of the Estill District No. 1 Board meeting at which the Estill District No. 1 commissioners decided whether to accept the recommendations of the Public Service Commission Staff Report.
- A-4.** The minutes of the September 18, 2017 meeting of the Estill County Water District No. 1 Board of Commissioners are attached. At that meeting, the Board of Commissioners discussed Estill County Water District No. 1's response to the Public Service Commission Staff's report with legal counsel and authorized the preparation of the Response that was tendered to the Commission on October 9, 2017.

THE ESTILL COUNTY WATER DISTRICT BOARD OF COMMISSIONERS (THE COMMISSION) MET IN SPECIAL SESSION MONDAY, SEPTEMBER 18, 2017 AT 4:00 PM. IN THE CONFERENCE ROOM AT ITS OFFICES LOCATED AT 76 CEDAR GROVE ROAD, IRVINE, KENTUCKY, WITH THE FOLLOWING OFFICERS AND MEMBERS PRESENT: GREG WRIGHT-CHAIRMAN, JERRY ARNOLD-SECRETARY, WILLIAM BEARD-TREASURER, AUDREA MILLER-OFFICE MANAGER & DWIGHT RICHARDSON, OPERATION MANAGER

From the roll call, it was determined that a quorum of the Board of Commissioners of the Estill County Water District was present. The meeting was then opened for the transaction of business, at which time the following proceedings were had and entered for record:

ON MOTION OF BEARD AND SECONDED BY ARNOLD and all members of the Board voting in the affirmative, that the agenda for the September 18, 2017 special Board of Commissioners Meeting be approved.

ON MOTION OF BEARD AND SECONDED BY ARNOLD and all members of the Board voting in the affirmative, that the District adopt resolution 2017-2 to adjust water rates and charges to offset Irvine Municipal Utilities wholesale rate increase.

ON MOTION OF BEARD AND SECOND BY ARNOLD and all members of the Board voting in the affirmative, that the meeting be adjourned.

Signed

Jerry M. Arnold
Secretary

Attested: Mary Kelly

**Meeting agenda and sign in sheets are filed in the Districts office and can be made available for review upon request.*

2017-2

**A RESOLUTION OF THE BOARD OF COMMISSIONERS OF
ESTILL COUNTY WATER DISTRICT NO. 1 ADJUSTING WATER
RATES AND CHARGES TO OFFSET IRVINE MUNICIPAL
UTILITIES' WHOLESALE RATE INCREASE**

WHEREAS, the Irvine Municipal Utilities ("Irvine") is Estill County Water District No. 1's primary wholesale water supplier;

WHEREAS, on March 24, 2017, Irvine filed with the Kentucky Public Service Commission notice of an increase in its wholesale water rate from \$2.587 to \$3.13 per 1,000 gallons effective July 19, 2017;

WHEREAS, the Kentucky Public Service Commission allowed the proposed increase to take effect on July 19, 2017

WHEREAS, based upon the water purchases from Irvine during the previous 12 months, the annual increased cost to Estill County Water District No. 1 will be approximately **\$142,884.48**;

WHEREAS, prudent financial management dictates that Estill County Water District No. 1 take immediate action to adjust its retail rates commensurate with Irvine's wholesale rate increase; and

WHEREAS, KRS 278.015 and 807 KAR 5:068 provide the legal mechanism for Estill County Water District No. 1 to increase its water rates commensurate with Irvine's wholesale rate increase via a Purchased Water Adjustment ("PWA");

NOW, THEREFORE, IT IS HEREBY RESOLVED BY THE BOARD OF COMMISSIONERS OF ESTILL COUNTY WATER DISTRICT NO. 1 AS FOLLOWS:

Section 1. The facts, recitals, and statements contained in the foregoing preamble of this Resolution are true and correct and are hereby affirmed and incorporated as a part of this Resolution.

Section 2. The PWA factor is **\$0.89** per 1,000 gallons;

Section 3. All tiers of all meter sizes of Estill County Water District No. 1's existing tariff shall be increased by **\$0.89** per 1,000 gallons, effective this day, subject to any minor adjustment that may be made by the Kentucky Public Service Commission.


Section 4. The monthly water rates to be charged to and collected from the customers and users of Estill County Water District No. 1's water system shall be as set forth in **Appendix A**, which is attached hereto and is incorporated herein by reference as a part of this Resolution. These monthly rates and charges shall be in effect for all water service rendered on and after this day.

Section 5. The Chairman is hereby authorized and directed to execute and file the PWA Application, Tariff Sheet, and all other documents that may be required by the Kentucky Public Service Commission.

Section 6. The Chairman, all appropriate Staff, and Estill County Water District No. 1's attorney are hereby further authorized and directed to take any and all other actions and to execute and deliver any and all other documents as may be reasonably necessary to implement the PWA.

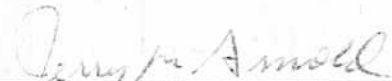
Section 7. This Resolution shall take effect upon its adoption.

ADOPTED BY THE BOARD OF COMMISSIONERS OF ESTILL COUNTY WATER DISTRICT NO. 1 at a meeting held on September 18, 2017 signed by the Chairman, and attested by the Secretary.



Chairman

ATTEST:



Secretary

APPENDIX A
APPENDIX TO A RESOLUTION OF THE BOARD OF COMMISSIONERS OF
ESTILL COUNTY WATER DISTRICT NO. 1
DATED SEPTEMBER 18, 2017

RATES FOR WATER SERVICE PROVIDED BY ESTILL COUNTY WATER
DISTRICT NO. 1 ON AND AFTER SEPTEMBER 18, 2016

5/8-Inch Meter

First	2,000 gallons	\$ 18.98	Minimum bill
Next	3,000 gallons	\$ 9.26	per 1,000 gallons
Next	5,000 gallons	\$ 9.06	per 1,000 gallons
All over	10,000 gallons	\$ 7.17	per 1,000 gallons

1-Inch Meter

First	5,000 gallons	\$ 46.78	Minimum bill
Next	5,000 gallons	\$ 9.06	per 1,000 gallons
All over	10,000 gallons	\$ 7.17	per 1,000 gallons

2-Inch Meter

First	10,000 gallons	\$135.08	Minimum bill
All over	10,000 gallons	\$ 7.17	per 1,000 gallons

Bulk Loading Station

\$ 6.35 per 1,000 gallons

A \$4.81 per month surcharge is added to the minimum bill for all Cobhill customers.

ESTILL COUNTY WATER DISTRICT NO. 1

**Response to Commission Staff's First Post-Hearing Request for Information
November 7, 2017**

Case No. 2017-00176

Question No. 5

Witness: Audrea Miller

- Q-5.** State any actions taken, or proposed to be taken, regarding employee health insurance and dental insurance benefits by Estill District No. 1 in light of Commission Staff's recommendation to disallow a portion of the costs of those benefits.
- A-5.** Estill County Water District No. 1's Board of Commissioners is considering the following actions to address the Public Service Commission's decision to deny recovery of \$29,641 of test period expenses related to employee health insurance and dental insurance benefits (approximately 33 percent of total test period employee health/dental insurance costs):
- Requiring employees to pay a portion of health/dental insurance costs;
 - Limiting health/dental insurance coverage to single coverage to employees whose family members are eligible for insurance coverage from another source (e.g., spouse's employer);
 - Reducing health/dental insurance coverage to single coverage or employee plus child coverage;
 - Switching to a lower cost policy with reduced coverages and/or higher deductibles and co-pays; and,
 - Switching to a lower cost insurance provider that provides similar coverages.

The Board is very concerned that any reduction in employee health and dental insurance benefits will adversely affect the Water District's ability to retain and recruit qualified employees. As reflected in the Water District's response to Post-Hearing Request for Information No. 3, no employee has received a wage increase since January 1, 2015 and most employees have not received a wage increase since March 17, 2010. Any reduction in these benefits will be perceived as a reduction in total wages. The Board wishes to find and select the approach that is most cost-effective and the least damaging to employee morale.

The Board is also concerned that any change in employee health and dental insurance benefits be made gradually and that the Water District's employees have adequate time and notice to make necessary arrangements to adjust to any changes in insurance

coverages (for example, locating insurance coverage for spouse or family members). The Board has established a target date of May 1, 2018 for identifying and beginning implementation of any changes. Estill County Water District No. 1 will supplement this response at that time or when it has taken action on this issue, whichever occurs first.

ESTILL COUNTY WATER DISTRICT NO. 1

**Response to Commission Staff's First Post-Hearing Request for Information
November 7, 2017**

Case No. 2017-00176

Question No. 6

Witness: Audrea Miller

- Q-6.** Provide each version of the rate study/application that the Rural Community Assistance Partnership ("RCAP") prepared and presented to Estill District No. 1's Board of Commissioners.
- A-6.** Attached to this Response is the exhibit that RCAP presented to Estill County Water District No. 1's Board of Commissioners regarding options for a rate adjustment. The Application that Estill County Water District No. 1 filed in the record of this proceeding on May 10, 2017 is the only version of the application for rate of which the Water District is aware.

Rate Increase Comparison

5/8" x 3/4" Meter	Current	20% Increase	22.5% Increase	25% Increase	
First 2,000	\$ 17.20	\$ 20.64	\$ 21.07	\$ 21.50	<i>Minimum Bill</i>
Next 3,000	8.37	10.04	10.25	10.46	<i>per 1,000 gallons</i>
Next 5,000	8.17	9.80	10.01	10.21	<i>per 1,000 gallons</i>
Over 10,000	6.28	7.54	7.69	7.85	<i>per 1,000 gallons</i>
1" Meter					
First 5,000	\$ 42.31	\$ 50.77	\$ 51.83	\$ 52.89	<i>Minimum Bill</i>
Next 5,000	8.17	\$ 9.80	\$ 10.01	\$ 10.21	<i>per 1,000 gallons</i>
Over 10,000	6.28	\$ 7.54	\$ 7.69	\$ 7.85	<i>per 1,000 gallons</i>
2" Meter					
First 16,000	\$ 120.84	\$ 145.01	\$ 148.03	\$ 151.05	<i>Minimum Bill</i>
Over 16,000	6.28	\$ 7.54	\$ 7.69	\$ 7.85	<i>per 1,000 gallons</i>
Bulk Loading Station	\$ 5.45	\$ 6.54	\$ 6.68	\$ 6.81	<i>per 1,000 gallons</i>
Estimated Revenue					
	\$ 1,504,658	\$ 1,805,589	\$ 1,843,205	\$ 1,880,822	

ESTILL COUNTY WATER DISTRICT NO. 1

**Response to Commission Staff's First Post-Hearing Request for Information
November 7, 2017**

Case No. 2017-00176

Question No. 7

Witness: Audrea Miller

- Q-7.** Provide a copy of the written meeting policy of Estill District No. 1's Board of Commissioners, including the times, dates, and type of public notice given.
- A-7.** Estill County Water District No. 1 does not have a specific written meeting policy. Several years ago its Board of Commissioners adopted a resolution establishing the time and place for the Board's regular monthly meeting as the last Thursday of each month at 3:00 p.m. The Water District has been unable to locate this resolution. On November 21, 2017, the Board of Commissioners adopted a new resolution that affirms that Board's longstanding practice. A copy of this resolution is attached to this Response as Attachment A.

The time and place for the Board of Commissioners' regular meetings is set forth on Estill County Water District No. 1's webpage (<http://www.estillcountywater.com/>). A copy of this webpage is attached to this Response as Attachment B. The time and place of these meetings is also reflected in Estill County Water District No. 1's filings with the Department of Local Government, which are available for public inspection through Special Purpose Governmental Entity Portal, and in the Water District's financial and statistical reports filed annually with the Public Service Commission.

**A RESOLUTION OF THE BOARD OF COMMISSIONERS OF
ESTILL COUNTY WATER DISTRICT NO. 1 ESTABLISHING A
TIME AND PLACE FOR ITS REGULAR MEETINGS**

RESOLUTION NO. 2017- 4

WHEREAS, Estill County Water District No. 1 is a public agency as defined in KRS 61.805(2);

WHEREAS, KRS 61.820 requires a public agency to provide a schedule of regular meetings for the conduct of its business;

WHEREAS, Estill County Water District No. 1 has previously established by resolution of its Board of Commissioners that regular meetings of that Board would be conducted on the last Thursday of each month at 4:00 p.m. local time at its offices;

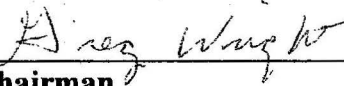
WHEREAS, the Board of Commissioners of Estill County Water District No. 1 finds its current practice regarding its regular meetings should be affirmed and readopted;

NOW, THEREFORE, IT IS HEREBY RESOLVED BY THE BOARD OF COMMISSIONERS OF ESTILL COUNTY WATER DISTRICT NO. 1 AS FOLLOWS:

Section 1. The regular meeting of the Board of Commissioners of Estill County Water District No. 1 shall be held at ~~3~~:00 p.m. local time on the last Thursday of each month at Estill County Water District No. 1's offices at 76 Cedar Grove Road, Irvine, Kentucky.


Section 2. The Staff of Estill County Water District No. 1 are directed to take such actions as are required by KRS 61.820 to ensure that the time and place of the Board of Commissioners regular meeting is made available to the public.

ADOPTED BY THE BOARD OF COMMISSIONERS OF ESTILL COUNTY WATER DISTRICT NO. 1 at a meeting held on November 21, 2017 signed by Chairman, and attested by the Secretary.



Chairman

ATTEST:



Secretary

ESTILL COUNTY WATER DISTRICT NO. 1

**Response to Commission Staff's First Post-Hearing Request for Information
November 7, 2017**

Case No. 2017-00176

Question No. 8

Witnesses: Audrea Miller/Dwight Richardson

- Q-8.** Provide Estill District No. 1's monthly water loss reports for the period January 1, 2016, to October 31, 2017.
- A-8.** The reports are attached to this Response.

Monthly Water Loss Report

Water Company: **Estill County Water District**

For the Month of: **JANUARY**

Year: **2016**

Water Purchased @ Irvine Bridge

15,990,000 gallons

Water Purchased @ Dry Branch

5,060,000 gallons

Water Purchased @ Sweet Lick

49,000 gallons

Water Purchased @ Jackson Co.

29,000 gallons

A: Total Water Purchased =

21,128,000 gallons

Water Sold @ Irvine Bridge

10,477,050 gallons

Water Sold @ Dry Branch

2,852,450 gallons

Water Sold @ Sweet Lick

45,930 gallons

Water Sold @ Jackson Co.

26,240 gallons

Total Sold =

13,401,670 gallons

Difference @ Irvine Bridge

5,512,950 gallons

Difference @ Dry Branch

2,207,550 gallons

Difference @ Sweet Lick

3,070 gallons

Difference @ Jackson Co.

2,760 gallons

B: Difference: (Produced+Purchased) - Sold =

7,726,330 gallons

% Difference @ Irvine Bridge

34 %

%Difference @ Dry Branch

44 %

%Difference @ Sweet Lick

6 %

%Difference @ Jackson Co.

10 %

% Difference =

37 % total water

Gallons of Water Accounted For:

Breaks (Estimated Total)

1,136,661 gallons

Hydrant Flushing

gallons

Storage Tank Overflow

gallons

Fire Department Use

40,205 gallons

Other

43,200 gallons

C: Total Gallons Accounted For =

1,220,066 gallons

Loss: Unaccounted-for Water: (B-C) =

6,506,264 gallons

% Loss: Unaccounted-for Water: (B-C)/A % =

**31 % unaccounted
- for loss**

31 days in month

Gallons / Day Loss =

209,879 gallons/day

Gallons / Minute Loss =

146 gallons/min.

Monthly Water Loss Report

Water Company: **Estill County Water District**

For the Month of: **FEBRUARY**

Year: **2016**

Water Purchased @ Irvine Bridge	17,000,000	gallons
Water Purchased @ Dry Branch	4,750,000	gallons
Water Purchased @ Sweet Lick	54,000	gallons
Water Purchased @ Jackson Co.	27,200	gallons

A: Total Water Purchased = 21,831,200 gallons

Water Sold @ Irvine Bridge	10,264,170	gallons
Water Sold @ Dry Branch	2,604,010	gallons
Water Sold @ Sweet Lick	62,370	gallons
Water Sold @ Jackson Co.	24,830	gallons
Total Sold =	12,955,380	gallons

Difference @ Irvine Bridge	6,735,830	gallons
Difference @ Dry Branch	2,145,990	gallons
Difference @ Sweet Lick	-8,370	gallons
Difference @ Jackson Co.	2,370	gallons
B: Difference: (Produced+Purchased) - Sold =	8,875,820	gallons

% Difference @ Irvine Bridge	40	%
%Difference @ Dry Branch	45	%
%Difference @ Sweet Lick	-16	%
%Difference @ Jackson Co.	9	%
% Difference =	41	% total water

Gallons of Water Accounted For:

Breaks (Estimated Total)	1,906,465	gallons
Hydrant Flushing	33,605	gallons
Storage Tank Overflow		gallons
Fire Department Use	38,866	gallons
Other	43,200	gallons

C: Total Gallons Accounted For = 2,022,136 gallons

Loss: Unaccounted-for Water: (B-C) = 6,853,684 gallons

% Loss: Unaccounted-for Water: (B-C)/A %= 31 % unaccounted - for loss

	29	days in month
Gallons / Day Loss =	236,334	gallons/day
Gallons / Minute Loss =	164	gallons/min.

Monthly Water Loss Report

Water Company: **Estill County Water District**

For the Month of: **MARCH**

Year: **2016**

Water Purchased @ Irvine Bridge	15,890,000	gallons
Water Purchased @ Dry Branch	4,800,000	gallons
Water Purchased @ Sweet Lick	28,000	gallons
Water Purchased @ Jackson Co.	30,000	gallons

A: Total Water Purchased = 20,748,000 gallons

Water Sold @ Irvine Bridge	10,398,190	gallons
Water Sold @ Dry Branch	2,535,730	gallons
Water Sold @ Sweet Lick	34,670	gallons
Water Sold @ Jackson Co.	28,320	gallons
Total Sold =	12,996,910	gallons

Difference @ Irvine Bridge	5,491,810	gallons
Difference @ Dry Branch	2,264,270	gallons
Difference @ Sweet Lick	-6,670	gallons
Difference @ Jackson Co.	1,680	gallons
B: Difference: (Produced+Purchased) - Sold =	7,751,090	gallons

% Difference @ Irvine Bridge	35	%
%Difference @ Dry Branch	47	%
%Difference @ Sweet Lick	-24	%
%Difference @ Jackson Co.	6	%
% Difference =	37	% total water

Gallons of Water Accounted For:

Breaks (Estimated Total)	1,110,627	gallons
Hydrant Flushing	36,374	gallons
Storage Tank Overflow		gallons
Fire Department Use	38,990	gallons
Other	43,200	gallons

C: Total Gallons Accounted For = 1,229,191 gallons

Loss: Unaccounted-for Water: (B-C) = 6,521,899 gallons

% Loss: Unaccounted-for Water: (B-C)/A %= 31 % unaccounted - for loss

	31	days in month
Gallons / Day Loss =	210,384	gallons/day
Gallons / Minute Loss =	146	gallons/min.

Monthly Water Loss Report

Water Company: **Estill County Water District**

For the Month of: **APRIL**

Year: **2016**

Water Purchased @ Irvine Bridge	14,970,000	gallons
Water Purchased @ Dry Branch	3,790,000	gallons
Water Purchased @ Sweet Lick	31,000	gallons
Water Purchased @ Jackson Co.	39,700	gallons

A: Total Water Purchased = 18,830,700 gallons

Water Sold @ Irvine Bridge	10,234,630	gallons
Water Sold @ Dry Branch	2,371,140	gallons
Water Sold @ Sweet Lick	47,630	gallons
Water Sold @ Jackson Co.	27,600	gallons
Total Sold =	12,681,000	gallons

Difference @ Irvine Bridge	4,735,370	gallons
Difference @ Dry Branch	1,418,860	gallons
Difference @ Sweet Lick	-16,630	gallons
Difference @ Jackson Co.	12,100	gallons
B: Difference: (Produced+Purchased) - Sold =	6,149,700	gallons

% Difference @ Irvine Bridge	32	%
%Difference @ Dry Branch	37	%
%Difference @ Sweet Lick	-54	%
%Difference @ Jackson Co.	30	%
% Difference =	33	% total water

Gallons of Water Accounted For:

Breaks (Estimated Total)	1,056,960	gallons
Hydrant Flushing	14,540	gallons
Storage Tank Overflow		gallons
Fire Department Use	38,043	gallons
Other		gallons

C: Total Gallons Accounted For = 1,109,543 gallons

Loss: Unaccounted-for Water: (B-C) = 5,040,157 gallons

% Loss: Unaccounted-for Water: (B-C)/A %= 27 % unaccounted - for loss

	30	days in month
Gallons / Day Loss =	168,005	gallons/day
Gallons / Minute Loss =	117	gallons/min.

Monthly Water Loss Report

Water Company: **Estill County Water District**

For the Month of: **MAY**

Year: **2016**

Water Purchased @ Irvine Bridge	17,140,000	gallons
Water Purchased @ Dry Branch	4,200,000	gallons
Water Purchased @ Sweet Lick	44,000	gallons
Water Purchased @ Jackson Co.	29,400	gallons

A: Total Water Purchased = 21,413,400 gallons

Water Sold @ Irvine Bridge	10,104,400	gallons
Water Sold @ Dry Branch	2,504,950	gallons
Water Sold @ Sweet Lick	38,040	gallons
Water Sold @ Jackson Co.	35,220	gallons
Total Sold =	12,682,610	gallons

Difference @ Irvine Bridge	7,035,600	gallons
Difference @ Dry Branch	1,695,050	gallons
Difference @ Sweet Lick	5,960	gallons
Difference @ Jackson Co.	-5,820	gallons
B: Difference: (Produced+Purchased) - Sold =	8,730,790	gallons

% Difference @ Irvine Bridge	41	%
%Difference @ Dry Branch	40	%
%Difference @ Sweet Lick	14	%
%Difference @ Jackson Co.	-20	%
% Difference =	41	% total water

Gallons of Water Accounted For:

Breaks (Estimated Total)	792,750	gallons
Hydrant Flushing	175,055	gallons
Storage Tank Overflow		gallons
Fire Department Use	38,048	gallons
Other		gallons

C: Total Gallons Accounted For = 1,005,853 gallons

Loss: Unaccounted-for Water: (B-C) = 7,724,937 gallons

% Loss: Unaccounted-for Water: (B-C)/A %= 36 % unaccounted - for loss

	31	days in month
Gallons / Day Loss =	249,192	gallons/day
Gallons / Minute Loss =	173	gallons/min.

Monthly Water Loss Report

Water Company: **Estill County Water District**

For the Month of: **JUNE**

Year: **2016**

Water Purchased @ Irvine Bridge	19,220,000	gallons
Water Purchased @ Dry Branch	5,100,000	gallons
Water Purchased @ Sweet Lick	61,000	gallons
Water Purchased @ Jackson Co.	27,400	gallons

A: Total Water Purchased =

24,408,400 gallons

Water Sold @ Irvine Bridge	12,142,660	gallons
Water Sold @ Dry Branch	3,424,530	gallons
Water Sold @ Sweet Lick	35,140	gallons
Water Sold @ Jackson Co.	28,320	gallons
Total Sold =	15,630,650	gallons

Difference @ Irvine Bridge	7,077,340	gallons
Difference @ Dry Branch	1,675,470	gallons
Difference @ Sweet Lick	25,860	gallons
Difference @ Jackson Co.	-920	gallons

B: Difference: (Produced+Purchased) - Sold =

8,777,750 gallons

% Difference @ Irvine Bridge	37	%
%Difference @ Dry Branch	33	%
%Difference @ Sweet Lick	42	%
%Difference @ Jackson Co.	-3	%
% Difference =	36	% total water

Gallons of Water Accounted For:

Breaks (Estimated Total)	3,242,438	gallons
Hydrant Flushing	24,402	gallons
Storage Tank Overflow		gallons
Fire Department Use	46,892	gallons
Other		gallons

C: Total Gallons Accounted For =

3,313,732 gallons

Loss: Unaccounted-for Water: (B-C) =

5,464,018 gallons

% Loss: Unaccounted-for Water: (B-C)/A %=

**22 % unaccounted
- for loss**

Gallons / Day Loss =

30 days in month

182,134 gallons/day

Gallons / Minute Loss =

126 gallons/min.

Monthly Water Loss Report

Water Company: **Estill County Water District**

For the Month of: **JULY**

Year: **2016**

Water Purchased @ Irvine Bridge	16,298,000	gallons
Water Purchased @ Dry Branch	4,000,000	gallons
Water Purchased @ Sweet Lick	45,000	gallons
Water Purchased @ Jackson Co.	28,600	gallons

A: Total Water Purchased = 20,371,600 gallons

Water Sold @ Irvine Bridge	12,327,160	gallons
Water Sold @ Dry Branch	2,861,540	gallons
Water Sold @ Sweet Lick	42,080	gallons
Water Sold @ Jackson Co.	20,120	gallons
Total Sold =	15,250,900	gallons

Difference @ Irvine Bridge	3,970,840	gallons
Difference @ Dry Branch	1,138,460	gallons
Difference @ Sweet Lick	2,920	gallons
Difference @ Jackson Co.	8,480	gallons
B: Difference: (Produced+Purchased) - Sold =	5,120,700	gallons

% Difference @ Irvine Bridge	24	%
%Difference @ Dry Branch	28	%
%Difference @ Sweet Lick	6	%
%Difference @ Jackson Co.	30	%
% Difference =	25	% total water

Gallons of Water Accounted For:

Breaks (Estimated Total)	935,194	gallons
Hydrant Flushing	18,303	gallons
Storage Tank Overflow	48,000	gallons
Fire Department Use	45,752	gallons
Other		gallons

C: Total Gallons Accounted For = 1,047,249 gallons

Loss: Unaccounted-for Water: (B-C) = 4,073,451 gallons

% Loss: Unaccounted-for Water: (B-C)/A %= 20 % unaccounted - for loss

	31	days in month
Gallons / Day Loss =	131,402	gallons/day
Gallons / Minute Loss =	91	gallons/min.

Monthly Water Loss Report

Water Company: **Estill County Water District**

For the Month of: **AUGUST**

Year: **2016**

Water Purchased @ Irvine Bridge	18,406,000	gallons
Water Purchased @ Dry Branch	4,370,000	gallons
Water Purchased @ Sweet Lick	31,000	gallons
Water Purchased @ Jackson Co.	25,500	gallons

A: Total Water Purchased = 22,832,500 gallons

Water Sold @ Irvine Bridge	11,592,850	gallons
Water Sold @ Dry Branch	3,190,410	gallons
Water Sold @ Sweet Lick	46,900	gallons
Water Sold @ Jackson Co.	25,930	gallons
Total Sold =	14,856,090	gallons

Difference @ Irvine Bridge	6,813,150	gallons
Difference @ Dry Branch	1,179,590	gallons
Difference @ Sweet Lick	-15,900	gallons
Difference @ Jackson Co.	-430	gallons
B: Difference: (Produced+Purchased) - Sold =	7,976,410	gallons

% Difference @ Irvine Bridge	37	%
%Difference @ Dry Branch	27	%
%Difference @ Sweet Lick	-51	%
%Difference @ Jackson Co.	-2	%
% Difference =	35	% total water

Gallons of Water Accounted For:

Breaks (Estimated Total)	622,586	gallons
Hydrant Flushing	47,147	gallons
Storage Tank Overflow	36,000	gallons
Fire Department Use	44,568	gallons
Other		gallons

C: Total Gallons Accounted For = 750,301 gallons
Loss: Unaccounted-for Water: (B-C) = 7,226,109 gallons
% Loss: Unaccounted-for Water: (B-C)/A %= 32 % unaccounted - for loss

	31	days in month
Gallons / Day Loss =	233,100	gallons/day
Gallons / Minute Loss =	162	gallons/min.

Monthly Water Loss Report

Water Company: **Estill County Water District**

For the Month of: **SEPTEMBER**

Year: **2016**

Water Purchased @ Irvine Bridge	15,476,000	gallons
Water Purchased @ Dry Branch	4,090,000	gallons
Water Purchased @ Sweet Lick	31,000	gallons
Water Purchased @ Jackson Co.	32,100	gallons

A: Total Water Purchased = 19,629,100 gallons

Water Sold @ Irvine Bridge	12,215,470	gallons
Water Sold @ Dry Branch	2,642,220	gallons
Water Sold @ Sweet Lick	35,220	gallons
Water Sold @ Jackson Co.	27,630	gallons
Total Sold =	14,920,540	gallons

Difference @ Irvine Bridge	3,260,530	gallons
Difference @ Dry Branch	1,447,780	gallons
Difference @ Sweet Lick	-4,220	gallons
Difference @ Jackson Co.	4,470	gallons

B: Difference: (Produced+Purchased) - Sold = 4,708,560 gallons

% Difference @ Irvine Bridge	21	%
%Difference @ Dry Branch	35	%
%Difference @ Sweet Lick	-14	%
%Difference @ Jackson Co.	14	%
% Difference =	24	% total water

Gallons of Water Accounted For:

Breaks (Estimated Total)	698,388	gallons
Hydrant Flushing	180,328	gallons
Storage Tank Overflow		gallons
Fire Department Use	44,762	gallons
Other		gallons

C: Total Gallons Accounted For = 923,478 gallons

Loss: Unaccounted-for Water: (B-C) = 3,785,082 gallons

% Loss: Unaccounted-for Water: (B-C)/A %= 19 % unaccounted - for loss

	30	days in month
Gallons / Day Loss =	126,169	gallons/day
Gallons / Minute Loss =	88	gallons/min.

Monthly Water Loss Report

Water Company: **Estill County Water District**

For the Month of: **OCTOBER**

Year: **2016**

Water Purchased @ Irvine Bridge	16,920,000	gallons
Water Purchased @ Dry Branch	4,116,000	gallons
Water Purchased @ Sweet Lick	30,000	gallons
Water Purchased @ Jackson Co.	28,700	gallons

A: Total Water Purchased = 21,094,700 gallons

Water Sold @ Irvine Bridge	9,553,520	gallons
Water Sold @ Dry Branch	2,327,660	gallons
Water Sold @ Sweet Lick	30,810	gallons
Water Sold @ Jackson Co.	26,850	gallons
Total Sold =	11,938,840	gallons

Difference @ Irvine Bridge	7,366,480	gallons
Difference @ Dry Branch	1,788,340	gallons
Difference @ Sweet Lick	-810	gallons
Difference @ Jackson Co.	1,850	gallons
B: Difference: (Produced+Purchased) - Sold =	9,155,860	gallons

% Difference @ Irvine Bridge	44	%
%Difference @ Dry Branch	43	%
%Difference @ Sweet Lick	-3	%
%Difference @ Jackson Co.	6	%
% Difference =	43	% total water

Gallons of Water Accounted For:

Breaks (Estimated Total)	1,554,038	gallons
Hydrant Flushing	138,970	gallons
Storage Tank Overflow		gallons
Fire Department Use	35,816	gallons
Other		gallons

C: Total Gallons Accounted For = 1,728,824 gallons

Loss: Unaccounted-for Water: (B-C) = 7,427,036 gallons

% Loss: Unaccounted-for Water: (B-C)/A %= 35 % unaccounted - for loss

	31	days in month
Gallons / Day Loss =	239,582	gallons/day
Gallons / Minute Loss =	166	gallons/min.

Monthly Water Loss Report

Water Company: **Estill County Water District**

For the Month of: **NOVEMBER**

Year: **2016**

Water Purchased @ Irvine Bridge	16,430,000	gallons
Water Purchased @ Dry Branch	3,906,000	gallons
Water Purchased @ Sweet Lick	26,000	gallons
Water Purchased @ Jackson Co.	28,700	gallons

A: Total Water Purchased = 20,390,700 gallons

Water Sold @ Irvine Bridge	10,639,810	gallons
Water Sold @ Dry Branch	2,691,110	gallons
Water Sold @ Sweet Lick	34,600	gallons
Water Sold @ Jackson Co.	22,750	gallons
Total Sold =	13,388,270	gallons

Difference @ Irvine Bridge	5,790,190	gallons
Difference @ Dry Branch	1,214,890	gallons
Difference @ Sweet Lick	-8,600	gallons
Difference @ Jackson Co.	5,950	gallons
B: Difference: (Produced+Purchased) - Sold =	7,002,430	gallons

% Difference @ Irvine Bridge	35	%
%Difference @ Dry Branch	31	%
%Difference @ Sweet Lick	-33	%
%Difference @ Jackson Co.	21	%
% Difference =	34	% total water

Gallons of Water Accounted For:

Breaks (Estimated Total)	621,266	gallons
Hydrant Flushing	62,315	gallons
Storage Tank Overflow		gallons
Fire Department Use	40,165	gallons
Other		gallons

C: Total Gallons Accounted For = 723,746 gallons
Loss: Unaccounted-for Water: (B-C) = 6,278,684 gallons
% Loss: Unaccounted-for Water: (B-C)/A %= 31 % unaccounted - for loss

	30	days in month
Gallons / Day Loss =	209,289	gallons/day
Gallons / Minute Loss =	145	gallons/min.

Monthly Water Loss Report

Water Company: **Estill County Water District**

For the Month of: **DECEMBER**

Year: **2016**

Water Purchased @ Irvine Bridge	18,450,000	gallons
Water Purchased @ Dry Branch	4,814,000	gallons
Water Purchased @ Sweet Lick	27,000	gallons
Water Purchased @ Jackson Co.	26,900	gallons

A: Total Water Purchased = 23,317,900 gallons

Water Sold @ Irvine Bridge	10,932,680	gallons
Water Sold @ Dry Branch	2,753,810	gallons
Water Sold @ Sweet Lick	38,840	gallons
Water Sold @ Jackson Co.	23,770	gallons
Total Sold =	13,749,100	gallons

Difference @ Irvine Bridge	7,517,320	gallons
Difference @ Dry Branch	2,060,190	gallons
Difference @ Sweet Lick	-11,840	gallons
Difference @ Jackson Co.	3,130	gallons
B: Difference: (Produced+Purchased) - Sold =	9,568,800	gallons

% Difference @ Irvine Bridge	41	%
%Difference @ Dry Branch	43	%
%Difference @ Sweet Lick	-44	%
%Difference @ Jackson Co.	12	%
% Difference =	41	% total water

Gallons of Water Accounted For:

Breaks (Estimated Total)	452,045	gallons
Hydrant Flushing	49,418	gallons
Storage Tank Overflow		gallons
Fire Department Use	41,247	gallons
Other		gallons

C: Total Gallons Accounted For = 542,710 gallons
Loss: Unaccounted-for Water: (B-C) = 9,026,090 gallons
% Loss: Unaccounted-for Water: (B-C)/A %= 39 % unaccounted - for loss

	31	days in month
Gallons / Day Loss =	291,164	gallons/day
Gallons / Minute Loss =	202	gallons/min.

Monthly Water Loss Report

Water Company: **Estill County Water District**

For the Month of: **ANNUAL**

Year: **2016**

Water Purchased @ Irvine Bridge	202,190,000	gallons
Water Purchased @ Dry Branch	52,996,000	gallons
Water Purchased @ Sweet Lick	457,000	gallons
Water Purchased @ Jackson Co.	353,200	gallons

A: Total Water Purchased = 255,996,200 gallons

Water Sold @ Irvine Bridge	130,882,590	gallons
Water Sold @ Dry Branch	32,759,560	gallons
Water Sold @ Sweet Lick	492,230	gallons
Water Sold @ Jackson Co.	317,580	gallons
Total Sold =	164,451,960	gallons

Difference @ Irvine Bridge	71,307,410	gallons
Difference @ Dry Branch	20,236,440	gallons
Difference @ Sweet Lick	-35,230	gallons
Difference @ Jackson Co.	35,620	gallons
B: Difference: (Produced+Purchased) - Sold =	91,544,240	gallons

% Difference @ Irvine Bridge	35	%
%Difference @ Dry Branch	38	%
%Difference @ Sweet Lick	-8	%
%Difference @ Jackson Co.	10	%
% Difference =	36	% total water

Gallons of Water Accounted For:

Breaks (Estimated Total)	14,129,418	gallons
Hydrant Flushing	780,457	gallons
Storage Tank Overflow	84,000	gallons
Fire Department Use	493,354	gallons
Other	129,600	gallons

C: Total Gallons Accounted For = 15,616,829 gallons

Loss: Unaccounted-for Water: (B-C) = 75,927,411 gallons

% Loss: Unaccounted-for Water: (B-C)/A %= 30 % unaccounted - for loss

	365	days in month
Gallons / Day Loss =	208,020	gallons/day
Gallons / Minute Loss =	144	gallons/min.

Monthly Water Loss Report

Water Company: **Estill County Water District**

For the Month of: **JANUARY**

Year: **2017**

Water Purchased @ Irvine Bridge	17,980,000	gallons
Water Purchased @ Dry Branch	4,740,000	gallons
Water Purchased @ Sweet Lick	28,000	gallons
Water Purchased @ Jackson Co.	24,500	gallons

A: Total Water Purchased = 22,772,500 gallons

Water Sold @ Irvine Bridge	9,808,570	gallons
Water Sold @ Dry Branch	2,493,090	gallons
Water Sold @ Sweet Lick	35,320	gallons
Water Sold @ Jackson Co.	22,660	gallons
Total Sold =	12,359,640	gallons

Difference @ Irvine Bridge	8,171,430	gallons
Difference @ Dry Branch	2,246,910	gallons
Difference @ Sweet Lick	-7,320	gallons
Difference @ Jackson Co.	1,840	gallons

B: Difference: (Produced+Purchased) - Sold = 10,412,860 gallons

% Difference @ Irvine Bridge	45	%
%Difference @ Dry Branch	47	%
%Difference @ Sweet Lick	-26	%
%Difference @ Jackson Co.	8	%
% Difference =	46	% total water

Gallons of Water Accounted For:

Breaks (Estimated Total)	241,726	gallons
Hydrant Flushing	204,353	gallons
Storage Tank Overflow		gallons
Fire Department Use	37,079	gallons
Other		gallons

C: Total Gallons Accounted For = 483,158 gallons

Loss: Unaccounted-for Water: (B-C) = 9,929,702 gallons

% Loss: Unaccounted-for Water: (B-C)/A %= 44 % unaccounted - for loss

31 days in month

Gallons / Day Loss = 320,313 gallons/day

Gallons / Minute Loss = 222 gallons/min.

Total Gallons Lost Divided by 1,000 10,413

Purchase Rate 2.587

\$26,938.07 total dollar amount lost

Monthly Water Loss Report

Water Company: **Estill County Water District**

For the Month of: **FEBRUARY** Year: **2017**

Water Purchased @ Irvine Bridge	15,860,000	gallons
Water Purchased @ Dry Branch	4,739,000	gallons
Water Purchased @ Sweet Lick	23,000	gallons
Water Purchased @ Jackson Co.	20,800	gallons

A: Total Water Purchased = 20,642,800 gallons

Water Sold @ Irvine Bridge	9,992,340	gallons
Water Sold @ Dry Branch	2,815,670	gallons
Water Sold @ Sweet Lick	35,050	gallons
Water Sold @ Jackson Co.	24,560	gallons
Total Sold =	12,867,620	gallons

Difference @ Irvine Bridge	5,867,660	gallons
Difference @ Dry Branch	1,923,330	gallons
Difference @ Sweet Lick	-12,050	gallons
Difference @ Jackson Co.	-3,760	gallons

B: Difference: (Produced+Purchased) - Sold = 7,775,180 gallons

% Difference @ Irvine Bridge	37	%
%Difference @ Dry Branch	41	%
%Difference @ Sweet Lick	-52	%
%Difference @ Jackson Co.	-18	%
% Difference =	38	% total water

Gallons of Water Accounted For:

Breaks (Estimated Total)	55,464	gallons
Hydrant Flushing		gallons
Storage Tank Overflow		gallons
Fire Department Use	38,603	gallons
Other		gallons

C: Total Gallons Accounted For = 94,067 gallons
Loss: Unaccounted-for Water: (B-C) = 7,681,113 gallons
% Loss: Unaccounted-for Water: (B-C)/A %= 37 % unaccounted - for loss

Gallons / Day Loss = 274,325 gallons/day
Gallons / Minute Loss = 191 gallons/min.

Total Gallons Lost Divided by 1,000 7,775

Purchase Rate 2.587

\$20,114.39 total dollar amount lost

Monthly Water Loss Report

Water Company: **Estill County Water District**

For the Month of: **MARCH** Year: **2017**

Water Purchased @ Irvine Bridge	17,760,000	gallons
Water Purchased @ Dry Branch	5,006,000	gallons
Water Purchased @ Sweet Lick	21,000	gallons
Water Purchased @ Jackson Co.	24,300	gallons
A: Total Water Purchased =	22,811,300	gallons

Water Sold @ Irvine Bridge	8,813,160	gallons
Water Sold @ Dry Branch	2,378,720	gallons
Water Sold @ Sweet Lick	33,770	gallons
Water Sold @ Jackson Co.	18,020	gallons
Total Sold =	11,243,670	gallons

Difference @ Irvine Bridge	8,946,840	gallons
Difference @ Dry Branch	2,627,280	gallons
Difference @ Sweet Lick	-12,770	gallons
Difference @ Jackson Co.	6,280	gallons
B: Difference: (Produced+Purchased) - Sold =	11,567,630	gallons

% Difference @ Irvine Bridge	50	%
%Difference @ Dry Branch	52	%
%Difference @ Sweet Lick	-61	%
%Difference @ Jackson Co.	26	%
% Difference =	51	% total water

Gallons of Water Accounted For:		
Breaks (Estimated Total)	198,951	gallons
Hydrant Flushing	62,441	gallons
Storage Tank Overflow		gallons
Fire Department Use	33,731	gallons
Other		gallons

C: Total Gallons Accounted For = 295,123 gallons
Loss: Unaccounted-for Water: (B-C) = 11,272,507 gallons
% Loss: Unaccounted-for Water: (B-C)/A %= 49 % unaccounted - for loss

Gallons / Day Loss = 31 days in month
Gallons / Minute Loss = 363,629 gallons/day
253 gallons/min.

Total Gallons Lost Divided by 1,000 11,568

Purchase Rate 2.587

\$29,925.46 total dollar amount lost

Monthly Water Loss Report

Water Company: **Estill County Water District**

For the Month of: **APRIL** Year: **2017**

Water Purchased @ Irvine Bridge	16,980,000	gallons
Water Purchased @ Dry Branch	4,591,000	gallons
Water Purchased @ Sweet Lick	16,000	gallons
Water Purchased @ Jackson Co.	30,000	gallons

A: Total Water Purchased = 21,617,000 gallons

Water Sold @ Irvine Bridge	9,537,070	gallons
Water Sold @ Dry Branch	2,597,210	gallons
Water Sold @ Sweet Lick	26,140	gallons
Water Sold @ Jackson Co.	25,020	gallons
Total Sold =	12,185,440	gallons

Difference @ Irvine Bridge	7,442,930	gallons
Difference @ Dry Branch	1,993,790	gallons
Difference @ Sweet Lick	-10,140	gallons
Difference @ Jackson Co.	4,980	gallons

B: Difference: (Produced+Purchased) - Sold = 9,431,560 gallons

% Difference @ Irvine Bridge	44	%
%Difference @ Dry Branch	43	%
%Difference @ Sweet Lick	-63	%
%Difference @ Jackson Co.	17	%
% Difference =	44	% total water

Gallons of Water Accounted For:

Breaks (Estimated Total)	596,637	gallons
Hydrant Flushing	4,141	gallons
Storage Tank Overflow		gallons
Fire Department Use	36,556	gallons
Other		gallons

C: Total Gallons Accounted For = 637,334 gallons
Loss: Unaccounted-for Water: (B-C) = 8,794,226 gallons
% Loss: Unaccounted-for Water: (B-C)/A %= 41 % unaccounted - for loss

Gallons / Day Loss = 30 days in month
Gallons / Minute Loss = 293,141 gallons/day
204 gallons/min.

Total Gallons Lost Divided by 1,000 9,432

Purchase Rate 2.587

\$24,399.45 total dollar amount lost

Monthly Water Loss Report

Water Company: **Estill County Water District**

For the Month of: **MAY** Year: **2017**

Water Purchased @ Irvine Bridge	17,400,000	gallons
Water Purchased @ Dry Branch	4,510,000	gallons
Water Purchased @ Sweet Lick	45,000	gallons
Water Purchased @ Jackson Co.	33,300	gallons

A: Total Water Purchased = 21,988,300 gallons

Water Sold @ Irvine Bridge	10,082,190	gallons
Water Sold @ Dry Branch	2,898,290	gallons
Water Sold @ Sweet Lick	27,290	gallons
Water Sold @ Jackson Co.	28,410	gallons
Total Sold =	13,036,180	gallons

Difference @ Irvine Bridge	7,317,810	gallons
Difference @ Dry Branch	1,611,710	gallons
Difference @ Sweet Lick	17,710	gallons
Difference @ Jackson Co.	4,890	gallons

B: Difference: (Produced+Purchased) - Sold = 8,952,120 gallons

% Difference @ Irvine Bridge	42	%
%Difference @ Dry Branch	36	%
%Difference @ Sweet Lick	39	%
%Difference @ Jackson Co.	15	%
% Difference =	41	% total water

Gallons of Water Accounted For:

Breaks (Estimated Total)	1,101,411	gallons
Hydrant Flushing	71,811	gallons
Storage Tank Overflow		gallons
Fire Department Use	39,108	gallons
Other		gallons

C: Total Gallons Accounted For = 1,212,330 gallons
Loss: Unaccounted-for Water: (B-C) = 7,739,790 gallons
% Loss: Unaccounted-for Water: (B-C)/A %= 35 % unaccounted - for loss

31 days in month

Gallons / Day Loss = 249,671 gallons/day
Gallons / Minute Loss = 173 gallons/min.

Total Gallons Lost Divided by 1,000 8,952

Purchase Rate 2.587

\$23,159.13 total dollar amount lost

Monthly Water Loss Report

Water Company: **Estill County Water District**

For the Month of: **JUNE** Year: **2017**

Water Purchased @ Irvine Bridge	19,070,000	gallons
Water Purchased @ Dry Branch	5,324,000	gallons
Water Purchased @ Sweet Lick	44,000	gallons
Water Purchased @ Jackson Co.	38,500	gallons
A: Total Water Purchased =	24,476,500	gallons

Water Sold @ Irvine Bridge	13,155,950	gallons
Water Sold @ Dry Branch	3,279,170	gallons
Water Sold @ Sweet Lick	33,280	gallons
Water Sold @ Jackson Co.	37,940	gallons
Total Sold =	16,506,340	gallons

Difference @ Irvine Bridge	5,914,050	gallons
Difference @ Dry Branch	2,044,830	gallons
Difference @ Sweet Lick	10,720	gallons
Difference @ Jackson Co.	560	gallons
B: Difference: (Produced+Purchased) - Sold =	7,970,160	gallons

% Difference @ Irvine Bridge	31	%
%Difference @ Dry Branch	38	%
%Difference @ Sweet Lick	24	%
%Difference @ Jackson Co.	1	%
% Difference =	33	% total water

Gallons of Water Accounted For:		
Breaks (Estimated Total)	840,379	gallons
Hydrant Flushing	25,048	gallons
Storage Tank Overflow		gallons
Fire Department Use	49,519	gallons
Other		gallons

C: Total Gallons Accounted For = 914,946 gallons
Loss: Unaccounted-for Water: (B-C) = 7,055,214 gallons
% Loss: Unaccounted-for Water: (B-C)/A %= 29 % unaccounted - for loss

Gallons / Day Loss = 30 days in month
Gallons / Minute Loss = 235,174 gallons/day
163 gallons/min.

Total Gallons Lost Divided by 1,000 7,970

Purchase Rate 2.587

\$20,618.80 total dollar amount lost

Monthly Water Loss Report

Water Company: **Estill County Water District**

For the Month of: **JULY** Year: **2017**

Water Purchased @ Irvine Bridge	17,460,000	gallons
Water Purchased @ Dry Branch	4,537,000	gallons
Water Purchased @ Sweet Lick	25,000	gallons
Water Purchased @ Jackson Co.	47,100	gallons

A: Total Water Purchased = 22,069,100 gallons

Water Sold @ Irvine Bridge	12,590,470	gallons
Water Sold @ Dry Branch	3,111,750	gallons
Water Sold @ Sweet Lick	36,090	gallons
Water Sold @ Jackson Co.	41,060	gallons
Total Sold =	15,779,370	gallons

Difference @ Irvine Bridge	4,869,530	gallons
Difference @ Dry Branch	1,425,250	gallons
Difference @ Sweet Lick	-11,090	gallons
Difference @ Jackson Co.	6,040	gallons

B: Difference: (Produced+Purchased) - Sold = 6,289,730 gallons

% Difference @ Irvine Bridge	28	%
%Difference @ Dry Branch	31	%
%Difference @ Sweet Lick	-44	%
%Difference @ Jackson Co.	13	%
% Difference =	29	% total water

Gallons of Water Accounted For:

Breaks (Estimated Total)	2,460,980	gallons
Hydrant Flushing	28,236	gallons
Storage Tank Overflow		gallons
Fire Department Use	47,338	gallons
Other		gallons

C: Total Gallons Accounted For = 2,536,554 gallons

Loss: Unaccounted-for Water: (B-C) = 3,753,176 gallons

% Loss: Unaccounted-for Water: (B-C)/A %= 17 % unaccounted - for loss

31 days in month

Gallons / Day Loss = 121,070 gallons/day

Gallons / Minute Loss = 84 gallons/min.

Total Gallons Lost Divided by 1,000 6,290

Purchase Rate 2.587

\$16,271.53 total dollar amount lost

Monthly Water Loss Report

Water Company: **Estill County Water District**

For the Month of: **AUGUST** Year: **2017**

Water Purchased @ Irvine Bridge	17,840,000	gallons
Water Purchased @ Dry Branch	4,778,000	gallons
Water Purchased @ Sweet Lick	46,000	gallons
Water Purchased @ Jackson Co.	38,600	gallons
A: Total Water Purchased =	22,702,600	gallons

Water Sold @ Irvine Bridge	10,421,480	gallons
Water Sold @ Dry Branch	3,013,280	gallons
Water Sold @ Sweet Lick	29,930	gallons
Water Sold @ Jackson Co.	40,310	gallons
Total Sold =	13,505,000	gallons

Difference @ Irvine Bridge	7,418,520	gallons
Difference @ Dry Branch	1,764,720	gallons
Difference @ Sweet Lick	16,070	gallons
Difference @ Jackson Co.	-1,710	gallons
B: Difference: (Produced+Purchased) - Sold =	9,197,600	gallons

% Difference @ Irvine Bridge	42	%
%Difference @ Dry Branch	37	%
%Difference @ Sweet Lick	35	%
%Difference @ Jackson Co.	-4	%
% Difference =	41	% total water

Gallons of Water Accounted For:		
Breaks (Estimated Total)	1,672,417	gallons
Hydrant Flushing	116,412	gallons
Storage Tank Overflow		gallons
Fire Department Use	40,515	gallons
Other		gallons

C: Total Gallons Accounted For =	1,829,344	gallons
Loss: Unaccounted-for Water: (B-C) =	7,368,256	gallons
% Loss: Unaccounted-for Water: (B-C)/A %=	32	% unaccounted
		- for loss

	31	days in month
Gallons / Day Loss =	237,686	gallons/day
Gallons / Minute Loss =	165	gallons/min.

Total Gallons Lost Divided by	1,000	9,198
--------------------------------------	--------------	--------------

Purchase Rate 3.13

\$28,788.49 total dollar amount lost

Monthly Water Loss Report

Water Company: **Estill County Water District**

For the Month of: **SEPTEMBER** Year: **2017**

Water Purchased @ Irvine Bridge	14,720,000	gallons
Water Purchased @ Dry Branch	2,583,000	gallons
Water Purchased @ Sweet Lick	29,000	gallons
Water Purchased @ Jackson Co.	36,500	gallons
A: Total Water Purchased =	17,368,500	gallons

Water Sold @ Irvine Bridge	11,156,330	gallons
Water Sold @ Dry Branch	2,650,700	gallons
Water Sold @ Sweet Lick	34,910	gallons
Water Sold @ Jackson Co.	32,490	gallons
Total Sold =	13,874,430	gallons

Difference @ Irvine Bridge	3,563,670	gallons
Difference @ Dry Branch	-67,700	gallons
Difference @ Sweet Lick	-5,910	gallons
Difference @ Jackson Co.	4,010	gallons
B: Difference: (Produced+Purchased) - Sold =	3,494,070	gallons

% Difference @ Irvine Bridge	24	%
%Difference @ Dry Branch	-3	%
%Difference @ Sweet Lick	-20	%
%Difference @ Jackson Co.	11	%
% Difference =	20	% total water

Gallons of Water Accounted For:		
Breaks (Estimated Total)	295,018	gallons
Hydrant Flushing	59,706	gallons
Storage Tank Overflow		gallons
Fire Department Use	41,623	gallons
Other		gallons

C: Total Gallons Accounted For = 396,347 gallons
Loss: Unaccounted-for Water: (B-C) = 3,097,723 gallons
% Loss: Unaccounted-for Water: (B-C)/A %= 18 % unaccounted - for loss

Gallons / Day Loss = 30 days in month
Gallons / Minute Loss = 103,257 gallons/day
72 gallons/min.

Total Gallons Lost Divided by 1,000 3,494

Purchase Rate 3.13

\$10,936.44 total dollar amount lost

Monthly Water Loss Report

Water Company: **Estill County Water District**

For the Month of: **OCTOBER** Year: **2017**

Water Purchased @ Irvine Bridge	14,920,000	gallons
Water Purchased @ Dry Branch	6,235,000	gallons
Water Purchased @ Sweet Lick	28,000	gallons
Water Purchased @ Jackson Co.	39,100	gallons
A: Total Water Purchased =	21,222,100	gallons

Water Sold @ Irvine Bridge	9,956,610	gallons
Water Sold @ Dry Branch	2,541,540	gallons
Water Sold @ Sweet Lick	38,880	gallons
Water Sold @ Jackson Co.	34,080	gallons
Total Sold =	12,571,110	gallons

Difference @ Irvine Bridge	4,963,390	gallons
Difference @ Dry Branch	3,693,460	gallons
Difference @ Sweet Lick	-10,880	gallons
Difference @ Jackson Co.	5,020	gallons
B: Difference: (Produced+Purchased) - Sold =	8,650,990	gallons

% Difference @ Irvine Bridge	33	%
%Difference @ Dry Branch	59	%
%Difference @ Sweet Lick	-39	%
%Difference @ Jackson Co.	13	%
% Difference =	41	% total water

Gallons of Water Accounted For:		
Breaks (Estimated Total)		gallons
Hydrant Flushing		gallons
Storage Tank Overflow		gallons
Fire Department Use		gallons
Other		gallons

C: Total Gallons Accounted For = 0 gallons
Loss: Unaccounted-for Water: (B-C) = 8,650,990 gallons
% Loss: Unaccounted-for Water: (B-C)/A %= 41 % unaccounted - for loss

	31	days in month
Gallons / Day Loss =	279,064	gallons/day
Gallons / Minute Loss =	194	gallons/min.

Total Gallons Lost Divided by 1,000 **8,651**

Purchase Rate 3.13

\$27,077.60 total dollar amount lost

ESTILL COUNTY WATER DISTRICT NO. 1

**Response to Commission Staff's First Post-Hearing Request for Information
November 7, 2017**

Case No. 2017-00176

Question No. 9

Witness: Audrea Miller

- Q-9.** Provide a detailed description of all items contained in the balance sheet account labelled "142-Other Accounts Receivable" with a total balance of (\$118,119.37) on Estill District No. 1's "Balance Sheet, As of August 31, 2017," which was included as Exhibit B to its October 12, 2017 filing ("Exhibit B")
- A-9.** A description of all items contained in the balance sheet account labelled "142-Other Accounts Receivable" as of August 31, 2017 is attached to this Response.

Estill County Water District #1
Transactions by Account
As of September 30, 2017

3:15 PM
11/20/17
Accrual Basis

142 - OTHER ACCOUNTS RECEIVABLE

Memo	Clr	Split	Amount	Balance
DECEMBERWATER CSD C/C REIMB			320.00	-115,149.90
TO RECLASS FEMA AND KY DEPARTMENT OF TRASPORTATION FUNDS AND OTHER ITEMS TO THE PROPER ACCOUNTS			114,829.90	-114,829.90
C/C CSD-BRIANNA POWELL			-40.00	-40.00
C/C CSD-THELMA BRINEGAR			-40.00	-80.00
TO CLOSE OUT SEWER REVENUE ACCOUNT			-209.14	-289.14
WORKERS COMP REIMBURSEMENT			-25.00	-314.14
UGRLT OVERPAYMENT			-85.29	-399.43
C/C CSD-MEGAN TERRY, SANDY BARNES			-80.00	-479.43
JANUARY WATER CSD C/C REIMB			120.00	-359.43
BB&T DEPOSIT CORRECTION			-0.10	-359.53
BB&T DEPOSIT CORRECTION			-0.66	-360.19
C/C CSD-MICHAEL MILLER			-40.00	-400.19
FEBRUARY WATER CSD C/C REIMB			80.00	-320.19
C/C CSD-JAMIE WOOLERY			-40.00	-360.19
C/C CSD-ELIZABETH HUG			-40.00	-400.19
C/C CSD-KATHY CLEMENS			-40.00	-440.19
MARCH WATER CSD C/C REIMB			240.00	-200.19
C/C CSD-GARY DAWES			-40.00	-240.19
C/C CSD LISA ESTES			-40.00	-280.19
C/C CSD LARRY BROWN			-40.00	-320.19
C/C CSD CHERYL PAOLINI			-40.00	-360.19
C/C CSD TAVIA RICHARDSON			-40.00	-400.19
APRIL WATER CSD C/C REIMB			160.00	-240.19
EMPLOYEE CONTRIBUTIONS TO FLOWER (EARL EMBRY)			-58.00	-298.19
C/C CSD ALYSSA WOOLERY			-40.00	-338.19
C/C CSD RAYMOND JONES			-40.00	-378.19
C/C CSD-JOHNNY PARROTT, SHAWN POTTER			-80.00	-458.19
C/C CSD JENNIFER AKINS, BRAD/DESIREE BRINEGAR			-80.00	-538.19
MAY WATER CSD C/C REIMB			360.00	-178.19
C/C CSD BRIDGET HOLLENBECK			-40.00	-218.19
C/C CSD SETH MARTIN			-40.00	-258.19
C/C CSD SHAY BURCHETT			-40.00	-298.19
OVERPMT FOR WITHHOLDINGS			-21.12	-319.31
C/C CSD SABRINA LAMBERT			-40.00	-359.31
C/C CSD DAVID LYNCH			-40.00	-399.31
JUNE WATER CSD C/C REIMB			200.00	-199.31
C/C CSD DAVID P BAKER			-40.00	-239.31
C/C CSD- KRISTEN CLARK, TASHA ROSE			-80.00	-319.31
C/C CSD-DEBRA CLAYPOOL			-40.00	-359.31
SEWER DISCONNECT REIMBURSEMENT			-1,775.00	-2,134.31
C/C CSD-AMY WITT, AMY MCCLEAN			-80.00	-2,214.31
C/C CSD-GINGER REED			-40.00	-2,254.31
C/C CSD-TERRY DUSKY			-40.00	-2,294.31
TO CLOSE OUT ACCT 4600542 AT FIRST SOUTHERN			-1,195.16	-3,489.47
JULY WATER CSD C/C REIMB			280.00	-3,209.47
C/C CSD C EPPERSON			-40.00	-3,249.47
C/C CSD ALYSSA ELLIOT			-40.00	-3,289.47

**Estill County Water District #1
Transactions by Account**
As of September 30, 2017

<u>Memo</u>	<u>Clr</u>	<u>Split</u>	<u>Amount</u>	<u>Balance</u>
C/C CSD-HUBERT WHITE		131-3 - CASH IN BANK/REVENUE	-40.00	-3,329.47
C/C CSD-BESSIE TIPTON, JUSTIN CASTLE, KEVIN TIREY		131-3 - CASH IN BANK/REVENUE	-120.00	-3,449.47
C/C CSD-ROBERT BAGGETT		131-3 - CASH IN BANK/REVENUE	-40.00	-3,489.47
C/C CSD-CHRISTIAN WILSON		131-3 - CASH IN BANK/REVENUE	-40.00	-3,529.47
AUGUST WATER CSD C/C REIMB		671 - CREDIT CARD REIMBURSEMENT	240.00	-3,289.47
C/C CSD LAURA SHOUBE, SCOTT LUSTER		131-3 - CASH IN BANK/REVENUE	-80.00	-3,369.47
C/C CSD JARED WILLIAMS		131-3 - CASH IN BANK/REVENUE	-40.00	-3,409.47
C/C CSD JUSTIN MOORE		131-3 - CASH IN BANK/REVENUE	-40.00	-3,449.47
C/C CSD JAMES CHESSER		131-3 - CASH IN BANK/REVENUE	-40.00	-3,489.47
RUSSELL WALLING CELL PHONE REIMBURSEMENT		131-3 - CASH IN BANK/REVENUE	-100.00	-3,589.47
SEPTEMBER WATER CSD C/C REIMB		671 - CREDIT CARD REIMBURSEMENT	240.00	-3,349.47
			111,800.43	-3,349.47
			111,800.43	-3,349.47

Total 142 - OTHER ACCOUNTS RECEIVABLE
TOTAL

ESTILL COUNTY WATER DISTRICT NO. 1

**Response to Commission Staff's First Post-Hearing Request for Information
November 7, 2017**

Case No. 2017-00176

Question No. 10

Witness: Audrea Miller

- Q-10.** Explain why Estill District No. 1's 2014 and 2015 Annual Reports show no accounts written off for "Customer Bad Debts" on page 33, Accounts and Notes Receivable - Net.
- A-10.** Estill County Water District No. 1 experiences a low level of non-receivables as a percentage of its total amount billed. Because of the low level, it elected not to write off any amounts as bad debt in 2014 and 2015. The Water District did designate old accounts as "99" accounts or potential "bad debt" accounts. The Water District estimates the amount of bad debt for 2014 at \$17,000.00 and for 2015 as \$18,000.00. The Water District plans to review and adjust its allowance for doubtful accounts when closing its records for the current year.

ESTILL COUNTY WATER DISTRICT NO. 1

**Response to Commission Staff's First Post-Hearing Request for Information
November 7, 2017**

Case No. 2017-00176

Question No. 10

Witness: Audrea Miller

- Q-10.** Explain why Estill District No. 1's 2014 and 2015 Annual Reports show no accounts written off for "Customer Bad Debts" on page 33, Accounts and Notes Receivable - Net.
- A-10.** Estill County Water District No. 1 experiences a low level of non-receivables as a percentage of its total amount billed. Because of the low level, it elected not to write off any amounts as bad debt in 2014 and 2015. The Water District did designate old accounts as "99" accounts or potential "bad debt" accounts. The Water District estimates the amount of bad debt for 2014 at \$17,000.00 and for 2015 as \$18,000.00. The Water District plans to review and adjust its allowance for doubtful accounts when closing its records for the current year.

ESTILL COUNTY WATER DISTRICT NO. 1

**Response to Commission Staff's First Post-Hearing Request for Information
November 7, 2017**

Case No. 2017-00176

Question No. 11

Witness: Audrea Miller

- Q-11.** Provide an updated balance for Estill District No. 1's allowance for doubtful accounts as of October 31, 2017.
- A-11.** As of October 31, 2017, the allowance for doubtful accounts is \$(14,804.00).

ESTILL COUNTY WATER DISTRICT NO. 1

**Response to Commission Staff's First Post-Hearing Request for Information
November 7, 2017**

Case No. 2017-00176

Question No. 12

Witness: Audrea Miller

- Q-12.** Explain why accounts receivable as shown in Exhibit B are currently equal to two months of revenue, which is shown on Exhibit A of same, even though Estill District No. 1 allows only ten days for payment of customer bills.
- A-12.** Estill County Water District No. 1 reads its meters on the tenth day of each month for the previous 30 days of usage. Bills are then generated and mailed on the 30th day of the month. Customers are then allowed ten days to make payment. As of the 30th day of each month, the Water District considers the issued bills as receivables. The Water District also books the water usage that has not been billed or read by year end as unbilled receivables. These amounts typically amount to approximately three weeks of water usage. As a result of these practices, approximately two months of receivables are recorded on the books at any given point in time.

ESTILL COUNTY WATER DISTRICT NO. 1

**Response to Commission Staff's First Post-Hearing Request for Information
November 7, 2017**

Case No. 2017-00176

Question No. 13

Witness: Audrea Miller

Q-13. Identify and describe the projects that are currently reported in "Construction Work in Progress" Account on the balance sheet as of August 31, 2017, as shown in Exhibit B.

A-13. The following items were reported in "Construction Work in Progress" Account on the Balance Sheet (Exhibit B):

- Irvine/Clay City Relocate (\$19,533). This project involved the relocation of a water main located on a Kentucky Department of Highway's right of way. The project was completed in 2016 but year-end accounting adjustments had not been made by the Water District's auditing firm as of August 31, 2017. Those adjustments have since been made and none of expenditures related to the project remain in the Construction Work in Progress Account.
- Phase IX (\$750). This project involved the construction of an elevated water storage tank, the construction of approximately 20 miles of water main, a booster pumping station, and the conversion of the Water District's meters to radio read meters. For additional details regarding the project, see Case No. 2006-00308. The project is completed but some expenditures related to the construction remained for review and reclassification by the Water District's auditing firm as of August 31, 2017.
- Phase 10 (\$2,574,863.96). This project involved the construction of approximately 7.5 miles of various sized water mains and of two booster pumping stations. For additional details regarding the project, see Case No. 2013-00339. The project is completed but expenditures related to the construction awaited final review and classification by the Water District's auditing firm as of August 31, 2017. The auditors have since completed 2016 year-end adjustments and none of the project expenditures remain in the Construction Work in Progress Account.
- Construction in Progress (\$25,419.58). This amount involves expenditures to the engineering firm that oversaw construction of Phase 10 project.

ESTILL COUNTY WATER DISTRICT NO. 1

**Response to Commission Staff's First Post-Hearing Request for Information
November 7, 2017**

Case No. 2017-00176

Question No. 14

Witness: Audrea Miller

Q-14. Provide the balance of each sinking fund account for the following dates (first day of month of loan issuance date):

- a. October 1, 2013
- b. January 1, 2015
- c. January 1, 2017

A-14.	a.	76 Berkadia	\$23,788.15
		2006 USDA-RD	\$ 735.19
		2002 Regions	\$16,344.88
		91/96/98 USDA-RD	\$ 2,735.79
	b.	76 Berkadia	\$17,389.82
		2006 USDA-RD	\$18,402.70
		2002 Regions	\$21,845.04
		91/96/98 USDA-RD	\$52,784.85
	c.	76 Berkadia	\$ 1,270.11
		2006 USDA-RD	\$41,666.41
		2002 Regions	\$23,233.49
		91/96/98 USDA-RD	\$34,547.96

ESTILL COUNTY WATER DISTRICT NO. 1

**Response to Commission Staff's First Post-Hearing Request for Information
November 7, 2017**

Case No. 2017-00176

Question No. 15

Witness: Audrea Miller

Q-15. Provide the balance of each depreciation fund account for the following dates:

- a. October 1, 2013
- b. January 1, 2015
- c. January 1, 2017

A-15.	a.	64 Depreciation	\$11,479.48
		76 Depreciation	\$65,356.96
		CD/64 Depreciation	\$20,000.00
		91/96/98 USDA-RD	\$75,069.99
	b.	64 Depreciation	\$11,480.85
		76 Depreciation	\$65,356.96
		CD/64 Depreciation	\$20,000.00
		91/96/98 USDA-RD	\$75,069.99
	c.	64 Depreciation	\$ 0.00
		76 Depreciation	\$ 0.00
		CD/64 Depreciation	\$ 0.00
		91/96/98 USDA-RD	\$ 0.00

ESTILL COUNTY WATER DISTRICT NO. 1

**Response to Commission Staff's First Post-Hearing Request for Information
November 7, 2017**

Case No. 2017-00176

Question No. 16

Witness: Audrea Miller

- Q-16.** Provide the certificates issued for water training as evidence of each member of Estill District No. 1's Board of Commissioners that received training from the years 2013 to 2016.
- A-16.** For each year from 2013 to 2016, the members of the Board of Commissioners attended six hours of water management training at the December training program conducted by the Public Service Commission in Frankfort, Kentucky. The certificates issued to the members of the Board of Commissioners for 2013 water management training are attached as Attachment A. Neither the Water District nor the members have copies of the certificates that the Public Service Commission issued for the years 2014 through 2016. In lieu of the certificates, a copy of the Public Service Commission's response to an Open Records Request that lists the attendees to Public Service Commission-sponsored training in 2014 is attached to this Response as Attachment B. Also attached as Attachments C and D to this Response are the Attendance Lists for the 2015 and 2016 Training Sessions that the Public Service Commission Staff filed in the record of Cases No. 2015-00336 and No. 2016-00284 respectively.

Please note the records for the Public Service Commission's records fail to reflect that Commissioner William Beard attended six hours of training at these training programs. The Water District has no explanation for the failure of these records to reflect Mr. Beard's attendance, but can, upon request, provide sworn statements from persons who were present at each training program and who recall Mr. Beard being present for six hours.

Question16_AttachmentA
Page 1 of 3

Certificate of Attendance

Presented by the
Kentucky Public Service
Commission

This certificate is presented to
Jerry Arnold for attending
6.5 hours of Water Training
on December 10-11, 2013
in Frankfort, Kentucky.



Chairman, KPSC

2/13/14

Date



Question16_AttachmentA
Page 2 of 3

Certificate of Attendance

Presented by the
Kentucky Public Service
Commission

This certificate is presented to
William Beard for attending
6.5 hours of Water Training
on December 10-11, 2013
in Frankfort, Kentucky.



Chairman, KPSC

2/13/14

Date



Question16_AttachmentA
Page 3 of 3

Certificate of Attendance

Presented by the
Kentucky Public Service
Commission

This certificate is presented to
Greg Wright for attending
6.5 hours of Water Training
on December 10-11, 2013
in Frankfort, Kentucky.



Chairman, KPSC

2/13/14

Date





Steven L. Beshear
Governor

Leonard K. Peters
Secretary
Energy and Environment Cabinet

Commonwealth of Kentucky
Public Service Commission
211 Sower Blvd.
P.O. Box 615
Frankfort, Kentucky 40602-0615
Telephone: (502) 564-3940
Fax: (502) 564-3460
psc.ky.gov

James W. Gardner
Chairman

Daniel E. Logsdon Jr.
Vice Chairman

October 22, 2015

TRANSMITTED VIA E-MAIL

Stoll Keenon Ogden
Attention: Gerald Wuetcher
300 West Vine Street, Suite 2100
Lexington, Kentucky 40507

Re: Open Records Request received October 19, 2015 requesting a copy of the attendee records of the PSC's water training sessions in the Year 2014
PSC Reference: ORR # 2015-070

Dear Mr. Wuetcher:

Pursuant to your request for records regarding the above referenced matter, I have attached hereto, an Excel Spreadsheet containing a listing of attendees, date of attendance, the utility or organization they are affiliated with, location of the training, and hours of training received. There is no charge for records transmitted electronically via e-mail.

I hope this information will be of assistance to you. If you have further inquiries, please do not hesitate to contact Kathy Gillum at (502) 782-2583.

Sincerely,

A handwritten signature in blue ink, appearing to read "Jeff Derouen".

Jeff Derouen
Executive Director

kg/

Attachment: Excel Spreadsheet

COMMONWEALTH OF KENTUCKY

REQUEST TO INSPECT PUBLIC RECORDS
RE KRS CH. 61

OCT 13 2015

PUBLIC SERVICE
COMMISSION

Date: October 12, 2015

RECEIVED
OCT 14 2015
GENERAL COUNSEL

To: **Kentucky Public Service Commission**
P.O. Box 615
Frankfort, KY 40601
(or fax to 502-564-3460)

I request to inspect the following document(s): (Provide **Case Number**, if Applicable)

A copy of the records of the attendee of the PSC's water training sessions in Calendar Year 2014. I believe that this record is maintained on an Excel Spreadsheet. I am interested only in name of attendee, Business organization (water district or other utility), date of attendance, and number of hours of attendance for each program attended.

REQUESTOR INFORMATION (MUST BE COMPLETED FOR PSC RECORDS)

Gerald E. Wuetcher
Name

Stoll Keenon Ogden PLLC
Company Name (if applicable)

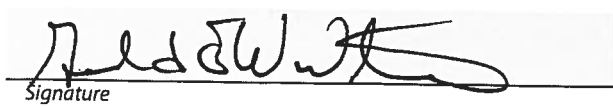
300 W. Vine Street, Ste 2100
Mailing Address

Lexington Kentucky United States 40507
City State Country Zip Code

(859) 231-3017 gerald.wuetcher@skofirm.com
Phone Number E-Mail Address

EMAIL RECORDS AT NO COST TO ME (10 MB limit)
Select Delivery Method

PLEASE ENSURE THAT ALL INFORMATION IS FILLED OUT COMPLETELY. PRINT, SIGN, AND SEND REQUEST TO THE MAILING ADDRESS OR FAX NUMBER AT TOP OF FORM


Signature

THIS SECTION FOR USE BY PSC STAFF ONLY

Copies - _____ @ \$0.10 each = \$ _____

DVD's - _____ @ \$10.00 each = \$ _____

Maps - _____ @ \$6.00 each = \$ _____

Shipping Material Cost = \$ _____

Postage = \$ _____

- Cash
- Check
- Money Order

TOTAL BILLED = \$ _____

2014 PSC Water Personnel Training Seminars Participants

Name	Utility	Class_Date	Class	hours attended
Adams, Rick	Pendleton County Water District	4/2/2014	2014 NKWD Training	6.0
Adams, Ronald	Christian County Water District	5/13/2014	2014 KY Dam Village	6.0
Alexander, Tim	Boone County Water District	4/2/2014	2014 NKWD Training	6.0
Allen, Delores	Knott County Water & Sewer District	10/29/2014	2014 Dale Hollow SRP	6.0
Anglin, Jimmy	North Shelby Water District	12/11/2014	2014 PSC Training	3.25
Anglin, Jimmy	North Shelby Water District	12/10/2014	2014 PSC Training	6.0
Anness, Harry	Boone County Water District	4/2/2014	2014 NKWD Training	6.0
Arnold, Jerry	Estill County Water District	12/11/2014	2014 PSC Training	6.0
Baker, Tim	South Anderson Water District	12/10/2014	2014 PSC Training	6.0
Barton, Vernon	Western Fleming County Water District	12/11/2014	2014 PSC Training	6.0
Beasley, Walt	Ohio County Water District	10/29/2014	2014 Dale Hollow SRP	6.0
Beasley, Walt	Ohio County Water District	10/28/2014	2014 Dale Hollow SRP	6.0
Bentley, Joe	Lewis County Fiscal Court	8/13/2014	2014 Greenbo Lake	3.5
Bentley, Joe	Lewis County Fiscal Court	8/12/2014	2014 Greenbo Lake	6.0
Best, Tony	North Mercer Water District	12/10/2014	2014 PSC Training	6.0
Blair, Brian	Letcher County Water and Sewer District	5/14/2014	2014 KY Dam Village	6.0
Blair, Brian	Letcher County Water and Sewer District	5/13/2014	2014 KY Dam Village	6.0
Blankenship, Gary	Southern Water & Sewer	12/10/2014	2014 PSC Training	6.0
Blanton, Craig	Farmdale Water District	12/10/2014	2014 PSC Training	6.0
Bledsoe, Stephen	Grayson Utilities Commission	8/13/2014	2014 Greenbo Lake	6.0
Bledsoe, Stephen	Grayson Utilities Commission	8/12/2014	2014 Greenbo Lake	6.0
Boden, David	Pendleton County Water District	4/2/2014	2014 NKWD Training	6.0
Bord, Mary	Madison County Utilities District	12/11/2014	2014 PSC Training	attended*
Bord, Mary	Madison County Utilities District	12/10/2014	2014 PSC Training	6.0
Bragg, Jack	Northern Kentucky Water District	4/2/2014	2014 NKWD Training	6.0
Brothers, Ken	Northeast Woodford Water District	12/10/2014	2014 PSC Training	attended*
Broughman, Sandy	Northeast Woodford Water District	12/10/2014	2014 PSC Training	6.0
Brown, Eddie	Kenviron, Inc.	12/10/2014	2014 PSC Training	6.0
Browning, Carroll	East Logan Water District	8/13/2014	2014 Greenbo Lake	2.5
Browning, Carroll	East Logan Water District	8/12/2014	2014 Greenbo Lake	6.0
Brunson, Ashbel	Christian County Water District	5/13/2014	2014 KY Dam Village	6.0
Cain, Charlie	Boone County Water District	4/2/2014	2014 NKWD Training	6.0
Camplin, Mike	Muhlenberg County Water District #1	5/14/2014	2014 KY Dam Village	6.0
Camplin, Mike	Muhlenberg County Water District #1	5/13/2014	2014 KY Dam Village	6.0
Cann, Larry	Cann-Tech, LLC	10/28/2014	2014 Dale Hollow SRP	6.0
Carroll, Larry	Rattlesnake Ridge Water District	12/10/2014	2014 PSC Training	6.0
Carter, Jennifer	Rattlesnake Ridge Water District	12/10/2014	2014 PSC Training	6.0
Carter, Sue	Allen County Water District	10/29/2014	2014 Dale Hollow SRP	attended*
Carter, Sue	Allen County Water District	10/28/2014	2014 Dale Hollow SRP	attended*
Cassell, Carl	Boone-Florence Water Commission	4/2/2014	2014 NKWD Training	6.0
Cheek, Dan	FIVCO Area Development District	8/13/2014	2014 Greenbo Lake	attended*
Cheek, Dan	FIVCO Area Development District	8/12/2014	2014 Greenbo Lake	attended*
Childers, James	Knott County Water & Sewer District	12/10/2014	2014 PSC Training	6.0
Chisholm, Ted	LaGrange Utilities	12/11/2014	2014 PSC Training	6.0
Chisholm, Ted	LaGrange Utilities	12/10/2014	2014 PSC Training	6.0
Clark, Diana	Jessamine South Elkhorn Water District	12/11/2014	2014 PSC Training	1.5
Clarkston, Danny	Cannonsburg Water District	8/13/2014	2014 Greenbo Lake	6.0
Cole, Rachel	Kentucky American Water	12/10/2014	2014 PSC Training	1.5
Collins, Drew	Northern Kentucky Water District	12/10/2014	2014 PSC Training	6.0
Cosby, Kyle	Crittenden-Livingston Water District	5/13/2014	2014 KY Dam Village	6.0
Courts, Baxter	Bracken County Water District	4/2/2014	2014 NKWD Training	6.0
Cox, Eddie	Jessamine County Water District #1	12/10/2014	2014 PSC Training	6.0
Crouch, Mark	Bath County Water District	8/13/2014	2014 Greenbo Lake	6.0
Crouch, Mark	Bath County Water District	8/12/2014	2014 Greenbo Lake	6.0

Crump, Brian	Department of Environmental Protection	10/29/2014	2014 Dale Hollow SRP	5.0
Crump, Brian	Department of Environmental Protection	10/28/2014	2014 Dale Hollow SRP	attended*
Cunningham, Clyde	Northern Kentucky Water District	4/2/2014	2014 NKWD Training	6.0
Darr, Cindy	Muhlenberg County Water District #3	10/29/2014	2014 Dale Hollow SRP	6.0
Darr, Cindy	Muhlenberg County Water District #3	10/28/2014	2014 Dale Hollow SRP	6.0
Daugherty, James	Boone County Water District	8/13/2014	2014 Greenbo Lake	4.5
Daugherty, James	Boone County Water District	8/12/2014	2014 Greenbo Lake	6.0
Davis, John	Northeast Woodford Water District	12/10/2014	2014 PSC Training	6.0
Davis, Teresa	Owen County Fiscal Court	12/11/2014	2014 PSC Training	6.0
Davis, Teresa	Owen County Fiscal Court	12/10/2014	2014 PSC Training	4.0
Devere, Ron	Southern Madison Water District	5/14/2014	2014 KY Dam Village	6.0
Devere, Ron	Southern Madison Water District	5/13/2014	2014 KY Dam Village	6.0
Didier, Lisa	West Shelby Water District	12/10/2014	2014 PSC Training	6.0
Downing, Howard	Jessamine County Water District #1	12/10/2014	2014 PSC Training	6.0
Downs, Billy	Ledbetter Water District	5/14/2014	2014 KY Dam Village	6.0
Downs, Billy	Ledbetter Water District	5/13/2014	2014 KY Dam Village	6.0
Durham, Bob	Whitley County Water District	10/28/2014	2014 Dale Hollow SRP	attended*
Durrett, Todd	Green-Taylor Water District	10/29/2014	2014 Dale Hollow SRP	6.0
Durrett, Todd	Green-Taylor Water District	10/28/2014	2014 Dale Hollow SRP	6.0
Eggen, Bill	US 60 Water District	12/10/2014	2014 PSC Training	6.0
Ellis, Tony	Lyon County Water District	12/11/2014	2014 PSC Training	6.0
Ellis, Tony	Lyon County Water District	12/10/2014	2014 PSC Training	6.0
Emmick, Kasey	East Daviess Co. Water Assoc.	5/14/2014	2014 KY Dam Village	1.0
Emmick, Kasey	East Daviess Co. Water Assoc.	5/13/2014	2014 KY Dam Village	5.0
Enix, Danny	Electric Plant Board of the City of Vanceburg	8/13/2014	2014 Greenbo Lake	6.0
Enix, Danny	Electric Plant Board of the City of Vanceburg	8/12/2014	2014 Greenbo Lake	6.0
Estes, Wayne	East Daviess Co. Water Assoc.	12/11/2014	2014 PSC Training	3.5
Estes, Wayne	East Daviess Co. Water Assoc.	12/10/2014	2014 PSC Training	6.0
Faulkner, Lee	Pendleton County Water District	4/2/2014	2014 NKWD Training	6.0
Ferguson, Ken	Green-Taylor Water District	12/11/2014	2014 PSC Training	6.0
Ferguson, Ken	Green-Taylor Water District	12/10/2014	2014 PSC Training	6.0
Fletcher, Rick	Mt. Sterling Water and Sewer	12/11/2014	2014 PSC Training	6.0
Fletcher, Rick	Mt. Sterling Water and Sewer	12/10/2014	2014 PSC Training	6.0
Fox, Alan	Ledbetter Water District	5/14/2014	2014 KY Dam Village	6.0
Fox, Alan	Ledbetter Water District	5/13/2014	2014 KY Dam Village	6.0
Franklin, Mark	Stoll Keenon Ogden PLLC	12/10/2014	2014 PSC Training	attended*
Fulkerson, Tommy	East Daviess Co. Water Assoc.	12/11/2014	2014 PSC Training	3.75
Fulkerson, Tommy	East Daviess Co. Water Assoc.	12/10/2014	2014 PSC Training	6.0
Gary, Sandra	Muhlenberg County Water District #3	5/14/2014	2014 KY Dam Village	5.0
Gary, Sandra	Muhlenberg County Water District #3	5/13/2014	2014 KY Dam Village	6.0
Gatewood, Dale	Northeast Woodford Water District	12/10/2014	2014 PSC Training	6.0
Gilbert, Bill	Rattlesnake Ridge Water District	12/10/2014	2014 PSC Training	6.0
Gilbert, Everett	Grayson Utilities Commission	8/13/2014	2014 Greenbo Lake	6.0
Gilbert, Everett	Grayson Utilities Commission	8/12/2014	2014 Greenbo Lake	6.0
Ginter, Mike	Bath County Water District	8/13/2014	2014 Greenbo Lake	6.0
Ginter, Mike	Bath County Water District	8/12/2014	2014 Greenbo Lake	6.0
Giordano, Mike	Boone County Water District	4/2/2014	2014 NKWD Training	6.0
Givin, Charles	Grant County Sanitary Sewer District	10/29/2014	2014 Dale Hollow SRP	3.5
Givin, Charles	Grant County Sanitary Sewer District	10/28/2014	2014 Dale Hollow SRP	6.0
Goad, Angela	Office of the Attorney General	12/11/2014	2014 PSC Training	attended*
Goad, Angela	Office of the Attorney General	12/10/2014	2014 PSC Training	1.0
Gorley, Robert	Parksville Water District	12/11/2014	2014 PSC Training	6.0
Gorley, Robert	Parksville Water District	12/10/2014	2014 PSC Training	attended*
Gunderson, Denise	South Logan Water Association	12/11/2014	2014 PSC Training	6.0
Gunderson, Denise	South Logan Water Association	12/10/2014	2014 PSC Training	6.0
Hall, Dean	Southern Water & Sewer	12/10/2014	2014 PSC Training	6.0
Hall, Timothy	Grayson Utilities Commission	8/13/2014	2014 Greenbo Lake	6.0
Hall, Timothy	Grayson Utilities Commission	8/12/2014	2014 Greenbo Lake	6.0

Hamilton, Dale	Knott County Water & Sewer District	12/10/2014	2014 PSC Training	6.0
Hamilton, Hayes	Southern Water & Sewer	8/12/2014	2014 Greenbo Lake	6.0
Hamilton, Lawrence	City of Bardstown	12/11/2014	2014 PSC Training	6.0
Hamilton, Lawrence	City of Bardstown	12/10/2014	2014 PSC Training	6.0
Hans, Jennifer	Office of the Attorney General	12/11/2014	2014 PSC Training	attended*
Hardin, Bill	Big Sandy Water District	8/12/2014	2014 Greenbo Lake	6.0
Hargadon, Pat	US 60 Water District	12/10/2014	2014 PSC Training	6.0
Harmon, Dewayne	Green-Taylor Water District	10/29/2014	2014 Dale Hollow SRP	6.0
Harmon, Dewayne	Green-Taylor Water District	10/28/2014	2014 Dale Hollow SRP	6.0
Harp, Laura	Oldham County Water District	12/10/2014	2014 PSC Training	2.0
Harper, Billy	North Logan Water District	5/14/2014	2014 KY Dam Village	6.0
Harper, Billy	North Logan Water District	5/13/2014	2014 KY Dam Village	6.0
Harper, Wallace	North Logan Water District	5/14/2014	2014 KY Dam Village	6.0
Harper, Wallace	North Logan Water District	5/13/2014	2014 KY Dam Village	6.0
Haynes, Billy	East Daviess Co. Water Assoc.	12/11/2014	2014 PSC Training	3.25
Haynes, Billy	East Daviess Co. Water Assoc.	12/10/2014	2014 PSC Training	6.0
Hazelett, Patty	Jessamine South Elkhorn Water District	12/11/2014	2014 PSC Training	1.5
Hedge, Nicklous	Grayson Utilities Commission	8/13/2014	2014 Greenbo Lake	6.0
Hedge, Nicklous	Grayson Utilities Commission	8/12/2014	2014 Greenbo Lake	6.0
Hieneman, Garland	Cumberland County Water District	10/28/2014	2014 Dale Hollow SRP	attended*
Hill, Stephen	Crittenden-Livingston Water District	5/14/2014	2014 KY Dam Village	6.0
Hill, Stephen	Crittenden-Livingston Water District	5/13/2014	2014 KY Dam Village	2.0
Hill, Yvonne	Farmdale Water District	12/10/2014	2014 PSC Training	6.0
Hockman, Ron	Hardin County Water District #1	10/29/2014	2014 Dale Hollow SRP	6.0
Hockman, Ron	Hardin County Water District #1	10/28/2014	2014 Dale Hollow SRP	6.0
Hunt, Steve	Christian County Water District	5/13/2014	2014 KY Dam Village	6.0
Ingram, Larry	Western Fleming County Water District	12/11/2014	2014 PSC Training	6.0
Ison, Steve	Rattlesnake Ridge Water District	8/13/2014	2014 Greenbo Lake	6.0
Ison, Steve	Rattlesnake Ridge Water District	8/12/2014	2014 Greenbo Lake	6.0
Johnson, Agnes	East Daviess Co. Water Assoc.	5/14/2014	2014 KY Dam Village	1.0
Johnson, Agnes	East Daviess Co. Water Assoc.	5/13/2014	2014 KY Dam Village	5.0
Johnson, Paula	Southern Water & Sewer	12/10/2014	2014 PSC Training	6.0
Jones, Chris	Kenvirons, Inc.	12/11/2014	2014 PSC Training	3.25
Jones, Chris	Kenvirons, Inc.	12/10/2014	2014 PSC Training	6.0
Jones, William	Pendleton County Water District	4/2/2014	2014 NKWD Training	6.0
Justice, Phillip	Sandy Hook Water District	8/13/2014	2014 Greenbo Lake	6.0
Justice, Phillip	Sandy Hook Water District	8/12/2014	2014 Greenbo Lake	6.0
Kaiser, Joseph	Crittenden-Livingston Water District	5/14/2014	2014 KY Dam Village	6.0
Kaiser, Joseph	Crittenden-Livingston Water District	5/13/2014	2014 KY Dam Village	6.0
Knock, Richard	Boone County Water District	12/10/2014	2014 PSC Training	6.0
Koenig, Dave	Boone County Water District	4/2/2014	2014 NKWD Training	6.0
Kramer, Amy	Northern Kentucky Water District	4/2/2014	2014 NKWD Training	6.0
Lanham, Warren	East Daviess Co. Water Assoc.	12/11/2014	2014 PSC Training	3.25
Lanham, Warren	East Daviess Co. Water Assoc.	12/10/2014	2014 PSC Training	6.0
Larmee, Ray	West Shelby Water District	10/28/2014	2014 Dale Hollow SRP	6.0
Layne, Bert	Southern Water & Sewer	12/10/2014	2014 PSC Training	6.0
Lea, Gary	City of Faulmouth	4/2/2014	2014 NKWD Training	6.0
Lewis, James	Sandy Hook Water District	8/13/2014	2014 Greenbo Lake	6.0
Lewis, James	Sandy Hook Water District	8/12/2014	2014 Greenbo Lake	6.0
Littleton, Martin	Grayson Utilities Commission	8/13/2014	2014 Greenbo Lake	6.0
Littleton, Martin	Grayson Utilities Commission	8/12/2014	2014 Greenbo Lake	6.0
Lovan, Ron	Northern Kentucky Water District	4/2/2014	2014 NKWD Training	6.0
Macke, Fred	Northern Kentucky Water District	4/2/2014	2014 NKWD Training	6.0
Mason, Bud	Illinois RCAP	5/14/2014	2014 KY Dam Village	2.0
Matney, Anne	Green-Taylor Water District	12/11/2014	2014 PSC Training	6.0
Matney, Anne	Green-Taylor Water District	12/10/2014	2014 PSC Training	6.0
Mayhugh, Bobby	Muhlenberg County Water District #1	5/14/2014	2014 KY Dam Village	6.0
Mayhugh, Bobby	Muhlenberg County Water District #1	5/13/2014	2014 KY Dam Village	6.0

McDaniel, Robert	Corinth Water District	4/2/2014	2014 NKWD Training	6.0
McGregor, Roy	South Hopkins Water District	5/13/2014	2014 KY Dam Village	6.0
McIntosh, Jennifer	Kentucky River Area Development District	5/14/2014	2014 KY Dam Village	5.0
McIntosh, Jennifer	Kentucky River Area Development District	5/13/2014	2014 KY Dam Village	6.0
McIntyre, Billy	Western Fleming County Water District	12/11/2014	2014 PSC Training	6.0
Meador, Deanna	Whitley County Water District	10/28/2014	2014 Dale Hollow SRP	attended*
Meadors, Andrew	Whitley County Water District	10/29/2014	2014 Dale Hollow SRP	6.0
Meadors, Andrew	Whitley County Water District	10/28/2014	2014 Dale Hollow SRP	6.0
Middleton, Sheila	Cawood Water District	12/11/2014	2014 PSC Training	6.0
Middleton, Sheila	Cawood Water District	12/10/2014	2014 PSC Training	6.0
Mika, Steve	Elkhorn Water District	12/11/2014	2014 PSC Training	6.0
Mika, Steve	Elkhorn Water District	12/10/2014	2014 PSC Training	6.0
Miller, Bart	Versailles Municipal Utilities - City of Versaille	10/29/2014	2014 Dale Hollow SRP	6.0
Miller, Bart	Versailles Municipal Utilities - City of Versaille	10/28/2014	2014 Dale Hollow SRP	6.0
Miller, Johnny	Monroe County Water District	10/29/2014	2014 Dale Hollow SRP	6.0
Miller, Johnny	Monroe County Water District	10/28/2014	2014 Dale Hollow SRP	6.0
Miller, Stephen	US 60 Water District	12/10/2014	2014 PSC Training	6.0
Moore, Brent	Pendleton County Water District	4/2/2014	2014 NKWD Training	6.0
Moore, Larry	Northeast Woodford Water District	12/10/2014	2014 PSC Training	6.0
Moran, Diana	Bracken County Water District	4/2/2014	2014 NKWD Training	6.0
Morris, Barbara	Christian County Water District	5/13/2014	2014 KY Dam Village	6.0
Murphy, Logan	Bullock Pen Water District	8/13/2014	2014 Greenbo Lake	6.0
Murphy, Logan	Bullock Pen Water District	8/12/2014	2014 Greenbo Lake	6.0
Nelson, Frank	Cannonsburg Water District	8/13/2014	2014 Greenbo Lake	6.0
Noel, Chris	Caldwell County Water District	8/13/2014	2014 Greenbo Lake	6.0
Noel, Chris	Caldwell County Water District	8/12/2014	2014 Greenbo Lake	6.0
O'Bryan, Randell	Crittenden-Livingston Water District	5/13/2014	2014 KY Dam Village	attended*
Oliver, Roger	Southern Madison Water District	5/13/2014	2014 KY Dam Village	attended*
Overby, Anthony	Western Fleming County Water District	12/11/2014	2014 PSC Training	6.0
Patton, Eric	FIVCO Area Development District	8/12/2014	2014 Greenbo Lake	attended*
Patton, L. W.	Bath County Water District	8/13/2014	2014 Greenbo Lake	6.0
Patton, L. W.	Bath County Water District	8/12/2014	2014 Greenbo Lake	6.0
Poe, Ruby	South Hopkins Water District	5/13/2014	2014 KY Dam Village	6.0
Prather, Don	US 60 Water District	12/11/2014	2014 PSC Training	attended*
Prather, Don	US 60 Water District	12/10/2014	2014 PSC Training	attended*
Pribble, David	East Pendleton Water District	12/11/2014	2014 PSC Training	6.0
Quarles, Church	Peaks Mill Water District	12/11/2014	2014 PSC Training	4.5
Quarles, Church	Peaks Mill Water District	12/10/2014	2014 PSC Training	attended*
Reed, Sue	Cannonsburg Water District	8/13/2014	2014 Greenbo Lake	6.0
Rigdon, Mark	Electric Plant Board of the City of Vanceburg	8/13/2014	2014 Greenbo Lake	6.0
Rigdon, Mark	Electric Plant Board of the City of Vanceburg	8/12/2014	2014 Greenbo Lake	6.0
Riley, Joshua	Kentucky American Water	12/11/2014	2014 PSC Training	6.0
Riley, Joshua	Kentucky American Water	12/10/2014	2014 PSC Training	6.0
Robinson, Brenda	South Anderson Water District	12/10/2014	2014 PSC Training	6.0
Ruble, Jerry	North Shelby Water District	12/11/2014	2014 PSC Training	3.25
Ruble, Jerry	North Shelby Water District	12/10/2014	2014 PSC Training	6.0
Sanders, Tony	Edmonson County Water District	10/29/2014	2014 Dale Hollow SRP	6.0
Sanders, Tony	Edmonson County Water District	10/28/2014	2014 Dale Hollow SRP	6.0
Scheben, John	Northern Kentucky Water District	4/2/2014	2014 NKWD Training	6.0
Schultz, Shelley	Caldwell County Water District	5/13/2014	2014 KY Dam Village	attended*
Sebastian, Lisa	South Anderson Water District	12/10/2014	2014 PSC Training	6.0
Sheperson, Gerald	North Mercer Water District	12/10/2014	2014 PSC Training	6.0
Shields, Vickie	Ohio County Water District	10/29/2014	2014 Dale Hollow SRP	6.0
Shields, Vickie	Ohio County Water District	10/28/2014	2014 Dale Hollow SRP	6.0
Shockey, Charlie	Big Sandy Water District	8/12/2014	2014 Greenbo Lake	6.0
Shockey, Larry	Big Sandy Water District	8/12/2014	2014 Greenbo Lake	6.0
Simpson, James	Henry County Water District	12/11/2014	2014 PSC Training	6.0
Simpson, James	Henry County Water District	12/10/2014	2014 PSC Training	6.0

Slayden, Ronnie	Crittenden-Livingston Water District	5/14/2014	2014 KY Dam Village	6.0
Smith, David	Knott County Water & Sewer District	12/10/2014	2014 PSC Training	6.0
Smith, James	Carroll County Water District #1	12/10/2014	2014 PSC Training	6.0
Smotherman, S. C. Smokey	North Logan Water District	5/13/2014	2014 KY Dam Village	6.0
Sommerkamp, Pat	Northern Kentucky Water District	4/2/2014	2014 NKWD Training	6.0
Spaulding, David	Northern Kentucky Water District	4/2/2014	2014 NKWD Training	6.0
Spurr, Melissa	Hopkinsville Water Environment Authority	5/14/2014	2014 KY Dam Village	attended*
Spurr, Melissa	Hopkinsville Water Environment Authority	5/13/2014	2014 KY Dam Village	6.0
Stephenson, Frank	City of Russell Water Works	8/13/2014	2014 Greenbo Lake	6.0
Stephenson, Frank	City of Russell Water Works	8/12/2014	2014 Greenbo Lake	6.0
Storm, Harry	Ohio County Water District	10/29/2014	2014 Dale Hollow SRP	6.0
Storm, Harry	Ohio County Water District	10/28/2014	2014 Dale Hollow SRP	6.0
Strange, Joe	Pendleton County Water District	4/2/2014	2014 NKWD Training	6.0
Stucker, Wanda	Oldham County Water District	12/11/2014	2014 PSC Training	2.0
Stucker, Wanda	Oldham County Water District	12/10/2014	2014 PSC Training	1.5
Stumbo, Scarlett	Southern Water & Sewer	12/10/2014	2014 PSC Training	6.0
Sturgill, Ginger	Letcher County Water and Sewer District	5/14/2014	2014 KY Dam Village	6.0
Sturgill, Ginger	Letcher County Water and Sewer District	5/13/2014	2014 KY Dam Village	6.0
Swayze, Harold	Illinois RCAP	5/14/2014	2014 KY Dam Village	2.0
Swearingen, Paul	Lewis County Fiscal Court	8/13/2014	2014 Greenbo Lake	6.0
Swearingen, Paul	Lewis County Fiscal Court	8/12/2014	2014 Greenbo Lake	6.0
Sweeney, Timothy	Bracken County Water District	4/2/2014	2014 NKWD Training	6.0
Tabor, Darce	Allen County Water District	10/29/2014	2014 Dale Hollow SRP	6.0
Tabor, Darce	Allen County Water District	10/28/2014	2014 Dale Hollow SRP	6.0
Taylor, Jerry	South Logan Water Association	12/11/2014	2014 PSC Training	6.0
Taylor, Jerry	South Logan Water Association	12/10/2014	2014 PSC Training	6.0
Taylor, Ken	Kenvirons, Inc.	12/11/2014	2014 PSC Training	5.0
Taylor, Ken	Kenvirons, Inc.	12/10/2014	2014 PSC Training	6.0
Thompson, Jaclyn	Pendleton County Water District	4/2/2014	2014 NKWD Training	6.0
Tindall, John	Hardin County Water District #1	10/29/2014	2014 Dale Hollow SRP	3.5
Tindall, John	Hardin County Water District #1	10/28/2014	2014 Dale Hollow SRP	6.0
Toles, Clifford	Farmdale Water District	12/10/2014	2014 PSC Training	6.0
Tooley, Ben	Muhlenberg County Water District #3	10/29/2014	2014 Dale Hollow SRP	6.0
Tooley, Ben	Muhlenberg County Water District #3	10/28/2014	2014 Dale Hollow SRP	6.0
Troutwine, Lee	Peaks Mill Water District	12/11/2014	2014 PSC Training	6.0
Troutwine, Lee	Peaks Mill Water District	12/10/2014	2014 PSC Training	6.0
Tucker, Robert	South Hopkins Water District	5/13/2014	2014 KY Dam Village	6.0
Turner, Gene	Nebo Water District	5/13/2014	2014 KY Dam Village	6.0
Vanhoose, Pamela	Cannonsburg Water District	8/13/2014	2014 Greenbo Lake	6.0
Vanhoose, Pamela	Cannonsburg Water District	8/12/2014	2014 Greenbo Lake	6.0
Wade, Garry	Allen County Water District	10/29/2014	2014 Dale Hollow SRP	4.5
Wade, Garry	Allen County Water District	10/28/2014	2014 Dale Hollow SRP	6.0
Waggoner, Harold	Cannonsburg Water District	8/13/2014	2014 Greenbo Lake	6.0
Wagner, Doug	Northern Kentucky Water District	4/2/2014	2014 NKWD Training	6.0
Waits, Carl	Jessamine County Water District #1	12/10/2014	2014 PSC Training	6.0
Walton, Andrea	Bullock Pen Water District	12/11/2014	2014 PSC Training	5.0
Walton, Andrea	Bullock Pen Water District	12/10/2014	2014 PSC Training	5.0
Watts, Dotty	South Anderson Water District	12/11/2014	2014 PSC Training	attended*
Watts, Dotty	South Anderson Water District	12/10/2014	2014 PSC Training	6.0
Welty, Beery	Trimble County Water District	12/11/2014	2014 PSC Training	6.0
Welty, Beery	Trimble County Water District	12/10/2014	2014 PSC Training	attended*
Wetherell, Chris	Northern Kentucky Water District	4/2/2014	2014 NKWD Training	6.0
Wethington, Bill	Bullock Pen Water District	10/29/2014	2014 Dale Hollow SRP	3.5
Wethington, Bill	Bullock Pen Water District	10/28/2014	2014 Dale Hollow SRP	6.0
Wethington, Bill	Bullock Pen Water District	12/10/2014	2014 PSC Training	2.5
Whitaker, Ed	Jessamine South Elkhorn Water District	12/11/2014	2014 PSC Training	1.5
Wilcox, Franklin		5/14/2014	2014 KY Dam Village	6.0
Wilcox, Franklin		5/13/2014	2014 KY Dam Village	6.0

Williams, Howard	Hardin County Water District #1	8/12/2014	2014 Greenbo Lake	6.0
Williams, Vaughn	Kenvirons, Inc.	12/11/2014	2014 PSC Training	3.25
Williams, Vaughn	Kenvirons, Inc.	12/10/2014	2014 PSC Training	6.0
Wireman, Tracy	Big Sandy Area Development District	4/2/2014	2014 NKWD Training	6.0
Wright, Greg	Estill County Water District	12/11/2014	2014 PSC Training	6.0
York, Janet	Madison County Utilities District	12/11/2014	2014 PSC Training	attended*
York, Janet	Madison County Utilities District	12/10/2014	2014 PSC Training	6.0
Young, Joe	Allen County Water District	10/29/2014	2014 Dale Hollow SRP	4.5
Young, Joe	Allen County Water District	10/28/2014	2014 Dale Hollow SRP	6.0

* *Attended* means that participant did not scan in and/or out, therefore, their exact hours of attendance are unknown.



Matthew G. Bevin
Governor

Charles G. Snaveley
Secretary
Energy and Environment Cabinet

Commonwealth of Kentucky
Public Service Commission
211 Sower Blvd.
P.O. Box 615
Frankfort, Kentucky 40602-0615
Telephone: (502) 564-3940
Fax: (502) 564-3460
psc.ky.gov

James W. Gardner
Chairman

Daniel E. Logsdon Jr.
Vice Chairman

J. Roger Thomas
Commissioner

January 29, 2016

Re: Case No. 2015-00336
Accreditation and Approval of a Public Service Commission Water Personnel Training Seminar as a Water District Commissioner Training Program

Attached is a list of the persons who attended the 2015 Water Personnel Training Seminar held at the offices of the Public Service Commission in Frankfort, Kentucky, on December 1-2, 2015, which includes his/her title, utility or agency, and the number of hours he/she attended. If you have any questions, please contact Sonya Harward, Commission Staff, at 502-782-2646.

Sincerely,

A handwritten signature in blue ink that reads "Stephanic Belle & JD".

Jeff Derouen
Executive Director

Attachment

**2015 Water Personnel Training Seminar - Public Service Commission
Attendance List (Case No. 2015-00336)**

Last Name	First Name	Title	UtilityName	hours attended
Allen	Connie	Owner/Engineer	Salt River Engineering	11.5
Anglin	Jimmy	Board Member	North Shelby Water District	12
Arnold	Jerry	Treasurer	Estill County Water District	6
Baker	Tim	Treasurer	South Anderson Water District	6
Ball	Ronnie	Secretary	Laurel County Water District #2	6
Barton	Vernon	Chairman	Western Fleming County Water District	6
Beard	William	Treasurer	Estill County Water District	3.5
Beasley	Walt	General Manager	Ohio County Water District	9
Best	Tony	Commissioner - Secretary	North Mercer Water District	0-registered but did not attend
Bingham	Rodger	NEW Commissioner	Grant County Sanitary Sewer District	11.5
Blackburn	Michael	NEW Commissioner	Mountain Water District	12
Blanton	Craig	Secretary	Farmdale Water District	6
Bord	Mary	Bookkeeper	Madison County Utilities District	12
Breeck	Andi	Office Personnel	Peaks Mill Water District	1.25 (special session)
Brothers	Ken	Secretary	Northeast Woodford Water District	6
Broughman	Sandy	Engineer	Northeast Woodford Water District	5.5
Bunch	Bill	Manager	Pineville Utility Commission	5.5
Carmack	Jeremy	Asst. Manager	North Shelby Water District	6
Carpenter	Pam	Secretary (New Comm. Training)	Western Mason Water District	12
Carter	Jennifer	Commissioner	Rattlesnake Ridge Water District	6
Cissell	Colin	General Manager	North Nelson Water District	6
Clark	James	NEW Commissioner (Chairman)	Martin County Utility District	12
Cook	Shawn	Operator	South Anderson Water District	6
Cornette	Kevin	Superintendent	Fleming County Water Association	5
Cox	Eddie	Commissioner	Jessamine County Water District #1	6
Cox	Shana	Billing Clerk	Estill County Water District	12
Crum	Brad	CSR - Billing Rep.	Oldham County Water District	12
Davis	John	Chairman	Northeast Woodford Water District	6
Dean	George	NEW Commissioner	Jessamine County Water District #1	12
Dockins	Harris	NEW Commissioner	East Logan Water District	12
Downing	Howard	Attorney	Jessamine County Water District #1	5.5
Evans	Donta	Superintendent	Wood Creek Water District	0-registered but did not attend
Fannin	Pat	Commissioner	Peaks Mill Water District	6
Ferguson	Rebecca	Administrative Assistant	South Logan Water Association	9
Fields	Jerry	Treasurer (New Comm. Training)	Western Mason Water District	12
Franklin	Bryan	Board Member	North Shelby Water District	6
Franklin	Mark	Attorney	Stoll Keenon Ogden PLLC	0-registered but did not attend
French	David	Manager (New Comm. Training)	Western Mason Water District	12
Gatewood	Dale	Systems Manager	Northeast Woodford Water District	6
Giordano	Mike	Commissioner	Boone County Water District	6
Glass	Leland	NEW Commissioner	Green River Valley Water District	12
Goad	Angela	Asst. Attorney General	Office of the Attorney General	7
Grider	Joe	Principal	HMB Professional Engineers, Inc.	12
Hans	Jennifer	Asst. Attorney General	Office of the Attorney General	2

Haws	Jerry	Commissioner	Jessamine South Elkhorn Water District	6
Hazlett	Larry	WTP Supervisor	City of Lawrenceburg	0-registered but did not attend
Hedges	David	General Manager	North Shelby Water District	5.5
Hill	Yvonne	Treasurer	Farmdale Water District	6
Hurley	Eddie	NEW Commissioner	Mountain Water District	12
Ingram	Larry	Vice Chairman	Western Fleming County Water District	6
Ison	Steve	Commissioner	Rattlesnake Ridge Water District	6
Johnston	Kevin	NEW Commissioner	Cannonsburg Water District	12
Kuegel	Scott	NEW Commissioner - Treasurer	West Daviess County Water District	12
Leverenz	Karyn	Water Management Planner	Bluegrass Area Development District	6
Lewis	Dewayne	Manager	Wood Creek Water District	0-registered but did not attend
McGinnis	Tom	Board Treasurer	North Shelby Water District	0-registered but did not attend
McIntyre	Billy	Commissioner	Western Fleming County Water District	6
Miller	Audrea	Office Staff	Estill County Water District	12
Moberly	Barbara	Office Manager	Madison County Utilities District	12
Money	Billy	NEW Commissioner	Western Fleming County Water District	12
Moore	Larry	Treasurer	Northeast Woodford Water District	6
Morris	Keith	Distribution Operator	Henry County Water District	12
Overby	Anthony	Secretary/Treasurer	Western Fleming County Water District	6
Peyton	Tara	Office Manager	North Shelby Water District	12
Phillips	Julia	Assistant Manager	North Nelson Water District	0-registered but did not attend
Prather	Don	Attorney	US 60 Water District	11.25
Quarles	Church	Chairman	Peaks Mill Water District	9
Rankin	Matt	NEW Commissioner	McKinney Water District	12
Redden	Larry	Chairman (New Comm. Training)	Western Mason Water District	12
Rhody	Monty	Public Works Director	City of Lawrenceburg	6
Robertson	Alli	NEW Commissioner	South 641 Water District	12
Robinson	Brenda	Office Manager	South Anderson Water District	5.25
Rose	Russ	Superintendent	Oldham County Water District	6
Ruble	Jerry	President	North Shelby Water District	12
Sebastian	Lisa	Clerk	South Anderson Water District	5.25
Sheperson	Gerald	Chairman	North Mercer Water District	0-registered but did not attend
Simpson	James	Chief Operating Officer	Henry County Water District	12
Slone	Jerry	NEW Board Member (Attorney)	Knott County Water & Sewer District	6
Smith	Kim	Office Personnel	Peaks Mill Water District	1.25 (special session)
Stark	Andrew	Assistant Manager	Trimble County Water District	12
Stevens	Eddie	Chairman	South Anderson Water District	0-registered but did not attend
Stevens	Randy	District Manager	Trimble County Water District	12
Tackett	Johnny	NEW Commissioner	Mountain Water District	12
Taylor, P.E.	Scott	Project Engineer	MSE of Kentucky, Inc.	12
Thomas	John	NEW Commissioner	Madison County Utilities District	12
Toles	Clifford	Chairman	Farmdale Water District	6
Troutwine	Lee	Treasurer	Peaks Mill Water District	12
Utley	Jamie	Operator	South Logan Water Association	9
Waits	Carl	Chairman	Jessamine County Water District #1	6
Williams	Jay	Asst. Superintendent	Wood Creek Water District	

Wright	Greg	Chairman	Estill County Water District	6
Yeast	Shannon	Operator	South Anderson Water District	6
York	Robin	NEW Commissioner	Allen County Water District	12



Matthew G. Bevin
Governor

Charles G. Snavely
Secretary
Energy and Environment Cabinet

Commonwealth of Kentucky
Public Service Commission
211 Sower Blvd.
P.O. Box 615
Frankfort, Kentucky 40602-0615
Telephone: (502) 564-3940
Fax: (502) 564-3460
psc.ky.gov

Michael J. Schmitt
Chairman

Robert Cicero
Vice Chairman

Daniel E. Logsdon Jr.
Commissioner

January 26, 2017

Re: Case No. 2016-00284
Accreditation and Approval of a Public Service Commission Water Personnel
Training Seminar as a Water District Commissioner Training Program

Attached is a list of the persons who attended the 2016 Water Personnel Training Seminar held at its offices in Frankfort, Kentucky, on December 6–7, 2016, which includes his/her title, utility or agency, and the number of hours he/she attended. If you have any questions, please contact Christine Smith, Commission Staff, at 502-782-2630.

Sincerely,

A handwritten signature in blue ink that reads "Talina R. Mathews".

Talina R. Mathews
Executive Director

Attachment

2016 Water Personnel Training Seminar - Public Service Commission - Dec. 6 7, 2016

Attendance Report

Last Name	First Name	Title	UtilityName	Hours Attended
Anglin	Jimmy	Board Member	North Shelby Water District	10
Arnett	Teresa	NEW Commissioner	Magoffin County Water District	12
Arnold	Jerry	Treasurer	Estill County Water District	6
Baker	Tim	Treasurer	South Anderson Water District	6
Ball	Ronnie	Secretary	Laurel County Water District #2	6
Barton	Vernon	Chairman	Western Fleming County Water District	6
Beard	William	Treasurer	Estill County Water District	6
Beasley	Walt	General Manager	Ohio County Water District	6
Bingham	Rodger	Commissioner	Bullock Pen Water District	6
Blanton	Craig	Secretary	Farmdale Water District	6
Bord	Mary	Bookkeeper	Madison County Utilities District	12
Brothers	Ken	Secretary	Northeast Woodford Water District	6
Broughman	Sandy	Engineer	Northeast Woodford Water District	6
Brown	Junior	NEW Commissioner	Columbia/Adair Utilities District	12
Bunch	Bill	Manager	Pineville Utility Commission	Attended
Carmack	Jeremy	Asst. Manager	North Shelby Water District	6
Carsone	John	Commissioner	Oldham County Water District	Did Not Attend
Cook	Shawn	Operator	South Anderson Water District	4.5
Cox	Eddie	Commissioner	Jessamine County Water District #1	6
Cox	Obe	Manager	Carroll County Water District #1	6
Curry	Glenna	Commissioner	Oldham County Water District	6
Davis	John	Chairman	Northeast Woodford Water District	6
Dean	George	Commissioner	Jessamine County Water District #1	4
Dermon	Amy		West Carroll Water District	12
Derrington	Shawn	Operations Manager	Georgetown Municipal Water & Sewer Service	12
Downing	Howard	Attorney	Jessamine County Water District #1	2.5
Durbin	William	Commissioner	Oldham County Water District	6
Eggen	Bill	Chairman	US 60 Water District	6
Evans	Donta	Superintendent	Wood Creek Water District	3.5
Franklin	Bryan	Board Member	North Shelby Water District	6
Franklin	Mark	Attorney	Stoll Keenon Ogden PLLC	6
Gatewood	Dale	Systems Manager	Northeast Woodford Water District	6
Giordano	Mike	Commissioner	Boone County Water District	6
Hardin	Machelle	Secretary	Magoffin County Water District	12
Hargadon	Pat	Treasurer	US 60 Water District	6
Hearn	Hobert	Commissioner	US 60 Water District	Did Not Attend
Hedges	David	General Manager	North Shelby Water District	4
Hill	Robin	NEW Commissioner	US 60 Water District	12
Hill	Yvonne	Treasurer	Farmdale Water District	5
Ingram	Larry	Commissioner	Western Fleming County Water District	6
Ison	Steve	Commissioner	Rattlesnake Ridge Water District	6
Kazee	Mark	NEW Commissioner	Cannonsburg Water District	12
Kidd	Randy	NEW Commissioner	McCreary County Water District	12
Koester	Joe	NEW Commissioner	Northern Kentucky Water District	6
Lovan	Ron	President/CEO	Northern Kentucky Water District	6

2016 Water Personnel Training Seminar - Public Service Commission - Dec. 6 7, 2016

Attendance Report

Lykins	Darrell	NEW Commissioner	Carroll County Water District #1	6
Maddux	T.L.	NEW Commissioner	Crittenden-Livingston Water District	12
McIntyre	Billy	Commissioner	Western Fleming County Water District	6
Meredith	Sarah		West Carroll Water District	12
Messer	Thomas	NEW Commissioner	McKinney Water District	12
Miller	Stephen	Commissioner	US 60 Water District	6
Moberly	Barbara	Office Manager	Madison County Utilities District	6
Money	Billy	Commissioner	Western Fleming County Water District	6
Moore	Larry	Treasurer	Northeast Woodford Water District	6
Morris	Keith	Distribution Operator	Henry County Water District	12
Mulder	Daryl	Engineering Manager	Georgetown Municipal Water & Sewer Service	12
Overbey	Anthony	Secretary/Treasurer	Western Fleming County Water District	6
Prather	Don	Attorney	US 60 Water District	7.5
Quinn, Jr	Ben	Commissioner	West Shelby Water District	Did Not Attend
Ruble	Jerry	President	North Shelby Water District	10
Sapp	Doug	NEW Commissioner	Columbia/Adair Utilities District	12
Saylor	Lee	Commissioner	Grant County Sanitary Sewer District	12
Simpson	James	Chief Operating Officer	Henry County Water District	12
Smith	Jim	Commissioner	North Shelby Water District	6
Spaulding	David	Vice Chairman	Northern Kentucky Water District	Did Not Attend
Stevens	Eddie	Chairman	South Anderson Water District	Did Not Attend
Stone	Lennon	Gen. Mgr.	Columbia/Adair Utilities District	12
Taylor	Scott	Manager - Water Supply	MSE of Kentucky, Inc.	12
Toles	Clifford	Chairman	Farmdale Water District	6
Waits	Carl	Chairman	Jessamine County Water District #1	6
Watts	Dotty	Attorney	South Anderson Water District	10
Welch	Brendan	Engineer	Kenvirons, Inc.	12
Wells	George	Commissioner	Rattlesnake Ridge Water District	6
Wilhite	Robert	General Manager	Georgetown Municipal Water & Sewer Service	12
Williams	Raymond	Commissioner	West Shelby Water District	6
Worthington, Jr	Robert	Vice Chairman	Grant County Sanitary Sewer District	6
Wright	Greg	Chairman	Estill County Water District	6
Yeast	Shannon	Operator	South Anderson Water District	12

ESTILL COUNTY WATER DISTRICT NO. 1

**Response to Commission Staff's First Post-Hearing Request for Information
November 7, 2017**

Case No. 2017-00176

Question No. 17

Witnesses: Audrea Miller

Q-17. Provide the Audit Report for Estill District No. 1 for the calendar year ended December 31, 2015.

A-17. The Audit Report for the calendar year ended December 31, 2015 is available at http://psc.ky.gov/Utility_Financial_Reports_Net/uploaded/support/SD_21500_2015_1.pdf.

ESTILL COUNTY WATER DISTRICT NO. 1

**Response to Commission Staff's First Post-Hearing Request for Information
November 7, 2017**

Case No. 2017-00176

Question No. 18

Witnesses: Audrea Miller

- Q-18.** Provide the Audit Report for Estill District No. 1 for the calendar year ended December 31, 2016. If an audit report for this period is not available, explain in detail the reasons for the delay in the completion of the 2016 Audit Report.
- A-18.** The Audit Report for the calendar year ended December 31, 2016 is not yet available. It is expected to be filed with the Public Service Commission no later than December 31, 2017. The certified public accountant that Estill County Water District No. 1 has retained to conduct the audit and prepare a report has represented that his audit and the report will be completed and provided to the Water District no later than December 15, 2017. The report of the audit will then be reviewed at the next regular meeting of the Board of Commissioners, which is scheduled to be held on December 28, 2017.

The Water District has used the same accounting firm to perform its annual audit for several years. It generally conducts the audit after completion of the annual financial and statistical report required by 807 KAR 5:006, Section 4(2). Because of the auditing firm's work load and the delay in receiving information regarding the Water District's liabilities as a result of its participation in the County Employee's Retirement System, the auditing firm was unable to complete this report until October 31, 2017.

The Water District acknowledges that it has not in recent years submitted its financial and statistical report or its audit report in a timely manner and that its performance must improve. To that end, the Water District is considering contracting with a certified public accountant to work closely with the Water District's Office Manager and to review monthly financial statements prior to their submission to the Water District's Board of Commissioners. This arrangement would ensure that monthly financial reports are clear, accurate, and up-to-date when provided to the Water District's Board of Commissioners. This arrangement should also reduce the time necessary to conduct the annual audit of the Water District's records. The Water District has solicited a proposal from a local accounting firm to provide this service and will be reviewing it at its upcoming meeting.

ESTILL COUNTY WATER DISTRICT NO. 1

**Response to Commission Staff's First Post-Hearing Request for Information
November 7, 2017**

Case No. 2017-00176

Question No. 19

Witness: Audrea Miller

- Q-19.** Provide an updated balance sheet and income statement for the calendar year ended December 31, 2016. If an updated balance sheet and income statement is not available, explain in detail why the district has not yet updated these balances.
- A-19.** An updated balanced sheet and income statement for the calendar year ended December 31, 2016 are attached to this Response as Attachments A and B respectively.

3:10 PM

Estill County Water District #1

Balance Sheet

As of December 31, 2016

11/20/17

Accrual Basis

Dec 31, 16

ASSETS

Current Assets

Checking/Savings

135 · TEMPORARY CASH INVESTMENTS

135-7 · 2006 SINKING RESERVE/USDA-RD	41,666.41
135-6 · 2002(84) SINKING/REGIONS	23,233.49
135-3 · 91/96/98 SINKING/USDA-RD	34,547.96

Total 135 · TEMPORARY CASH INVESTMENTS 99,447.86

131 · CASH

131-91 · CASH IN BANK/RD PHASE 10	3,081.93
131-8 · '76 SINKING/BERKADIA	1,270.11
131-7 · CASH IN BANK/CUSTOMER SECURITY	71,082.45
131-2 · CASH IN BANK/GENERAL	-68,908.38
131-3 · CASH IN BANK/REVENUE	-46,245.27
131-1 · CASH ON HAND	813.57

Total 131 · CASH -38,905.59

Total Checking/Savings 60,542.27

Accounts Receivable

141 · ACCOUNTS RECEIVABLE	146,145.72
141-1 · UNBILLED RECEIVABLES	65,336.63
144 · ALLOW FOR DOUBTFUL ACCOUNTS	-14,804.00
145 · ACCOUNTS RECEIVABLE SEWER	12,340.65

Total Accounts Receivable 209,019.00

Total Current Assets 269,561.27

Other Assets

180 · BOND ISSUE COST	765.72
340 · OFFICE FURNITURE AND EQUIPMENT	35,480.99
347 · MISCELLANEOUS EQUIPMENT	125,294.87
346 · COMMUNICATION EQUIPMENT	12,062.73
343 · TOOLS, SHOP, & GARAGE EQUIPMENT	16,027.17
341 · TRANSPORTATION EQUIPMENT	158,783.27
334-1 · METERS INSTALLED	1,099,653.20
334 · METERS BOUGHT	148,938.70
331 · TRANSMIS. & DISTRIBUTION MAINS	11,551,075.66
330 · DISTRIBU. RESERV. & STAND PIPES	1,351,262.51
311 · PUMPING EQUIPMENT	827,908.78
304 · STRUCTURES & IMPROVEMENTS	443,226.60
303 · LAND & LAND RIGHTS	15,565.02
181 · UNAMORT. DEBT DIS. & EXPENSE	9,398.55
162 · PREPAYMENTS	20,579.67
151 · PLANT MATERIALS & SUPPLIES	40,176.30
105 · CONSTRUCTION IN PROGRESS	
105-3 · CONST. IN PROGRESS-PHASE IX	750.00
105 · CONSTRUCTION IN PROGRESS - Other	25,419.58

Total 105 · CONSTRUCTION IN PROGRESS 26,169.58

108 · ACCU. DEPR/PLANT IN SERVICE -7,002,875.50

Total Other Assets 8,879,493.82

TOTAL ASSETS 9,149,055.09

3:10 PM

Estill County Water District #1

Balance Sheet

As of December 31, 2016

11/20/17

Accrual Basis

Dec 31, 16

LIABILITIES & EQUITY

Liabilities

Current Liabilities

Accounts Payable

232 · N/P CURRENT ISSUE

232-4 · N/P '91 ISSUE SERVICE A CURRENT 15,000.00

232-6 · N/P '96 ISSUE CURRENT 11,500.00

232-9 · NP '06 ISSUE CURRENT 15,000.00

232-5 · N/P '91 ISSUE SERVICE B CURRENT 2,900.00

232-3 · N/P '64 ISSUE CURRENT 28,000.00

232-8 · N/P '98 ISSUE CURRENT 20,000.00

232-1 · N/P 2002 (84) ISSUE CURRENT 16,000.00

Total 232 · N/P CURRENT ISSUE 108,400.00

231 · ACCOUNTS PAYABLE 18,945.07

Total Accounts Payable 127,345.07

Other Current Liabilities

271 · CONT. IN AID OF CONSTRUCTION 7,121,287.80

239-4 · LIFE INSURANCE WITHHELD 58.75

238 · COMPENSATED ABSENCES 2,545.84

237 · INTEREST ACCRUED 73,368.07

235 · CUSTOMER DEPOSITS 71,082.45

24000 · Payroll Liabilities 2,645.30

Total Other Current Liabilities 7,270,988.21

Total Current Liabilities 7,398,333.28

Long Term Liabilities

220-2 · '15 CGB LOAN 78,991.47

220-1 · '13 CGB LOAN 128,279.75

221 · BONDS

221-10 · N/P '14 ISSUE 1,643,500.00

221-9 · N/P '06 ISSUE 815,000.00

221-8 · N/P '98 ISSUE 744,000.00

221-6 · N/P '96 ISSUE 352,000.00

221-5 · N/P '91 ISSUE SER B 59,600.00

221-4 · N/P '91 ISSUE SER A 303,000.00

221-1 · N/P 2002 (84) ISSUE 50,000.00

Total 221 · BONDS 3,967,100.00

Total Long Term Liabilities 4,174,371.22

Total Liabilities 11,572,704.50

Equity

32000 · Unrestricted Net Assets -1,197,876.57

215 · UNAPPROPRIATED RETAINED EARNING 2,222,779.85

214 · APPROPRIATED RETAINED EARNINGS 66,025.53

210 · CAPITAL SURPLUS 91,943.37

30000 · Opening Balance Equity -3,338,647.84

Net Income -267,873.75

Total Equity -2,423,649.41

TOTAL LIABILITIES & EQUITY 9,149,055.09

3:06 PM

Estill County Water District #1

Profit & Loss

January through December 2016

11/20/17

Accrual Basis

Jan - Dec 16

Ordinary Income/Expense

Income

474 · OTHER WATER REVENUES

474-3 · UTILITY TAX/COMMERICAL

4,080.72

474-1 · UTILITY TAX/RESIDENTIAL

40,964.12

Total 474 · OTHER WATER REVENUES

45,044.84

471 · MISC. SERVICE REVENUE

471-5 · RETURNED CHECK FEE

400.00

471-4 · DISCONNECT/RECONNECT FEE

19,139.76

471-3 · MISC. INCOME

2,222.52

Total 471 · MISC. SERVICE REVENUE

21,762.28

470 · PENALTIES

470-2 · PENALTIES

43,512.99

Total 470 · PENALTIES

43,512.99

462 · FIRE PROTECTION REVENUE

462-2 · FIRE PROTECTION-PRIVATE

2,924.50

462-1 · FIRE PROTECTION-PUBLIC

512.13

Total 462 · FIRE PROTECTION REVENUE

3,436.63

461 · METERED WATER REVENUE

461-2 · METERED SALES/COMMERCIAL

119,294.91

461-1 · METERED SALES/RESIDENTIAL

1,387,475.12

Total 461 · METERED WATER REVENUE

1,506,770.03

Total Income

1,620,526.77

Cost of Goods Sold

610-1 · PURCHASED WATER

660,218.12

Total COGS

660,218.12

Gross Profit

960,308.65

Expense

611-4 · UTILITIES/SEWER

192.64

604-1 · HEALTH REIMBURSEMENT ACCOUNT

7,762.06

676 · HYDRANT MAINT & REPAIRS

505.33

623-6 · SMALL TOOLS/MAINT

2,477.23

620-9 · OFFICE/ BREAKROOM SUPPLIES

520.66

640-6 · UNIFORMS-MAINT.

1,765.00

640-8 · UNIFORMS-AD&G

377.78

640-7 · UNIFORMS-CUST SERV.

678.73

999 · ASK THE ACCOUNTANT

0.00

671 · CREDIT CARD REIMBURSEMENT

0.00

655-2 · TAXES-UTILITY

47,628.20

655-1 · TAXES-SALES

7,001.42

671-9 · C/C PROCESSING FEES

188.00

675-8 · MISC. EXPENSE/AD&G

5,559.54

675-7 · MISC. EXPENSE/CUSTOMER SERVICE

82.25

675-6 · MISC. EXPENSE/MAINTENANCE

3,019.54

675-5 · MISC. EXPENSE/OPERATIONS

1,817.00

671-8 · BANK FEES

6,220.76

670-7 · BAD DEBT EXPENSE

1,139.35

667-1 · REGUL COMM EXP/OPERATION

2,250.00

660-8 · ADVERTISING EXPENSE/AD&G

99.15

659-8 · INSURANCE/BONDS

4,316.35

658-8 · WORKMANS COMP

2,945.00

657-8 · INSURANCE GEN LIAB/AD&G

17,963.02

650-8 · TRANSPORTATION EXP/AD&G

20.01

650-7 · TRANSPORTATION EXP/CUST SERVICE

69.62

650-6 · TRANSPORTATION EXP/MAINTENANCE

2,382.72

3:06 PM

Estill County Water District #1

Profit & Loss

January through December 2016

11/20/17

Accrual Basis

Jan - Dec 16

650-5 · TRANSPORTATION EXP/OPERATIONS	13,913.36
635-8 · CONT SERVICE OTHER/AD&G	2,127.20
635-6 · CONT SERVICE/SUPPORT	16,226.22
635-5 · CONT SERVICE OTHER/OPERATIONS	5,172.88
634-8 · CONT SERVICE LAB/AD&G	2,060.70
633-8 · CONT SERVICE LEGAL/AD&G	1,952.50
632-8 · CONT SERVICE ACCOUNTING/AD&G	14,000.00
621-8 · POSTAGE	22,315.98
620-8 · MATERIALS & SUPPLIES/AD G	367.83
620-7 · MATERIALS & SUPPLIES/CUST. SERV	3,945.74
620-6 · MATERIALS & SUPPLIES/MAINT.	66,131.81
620-5 · MATERIALS & SUPPLIES/OPERATIONS	6,010.74
615-5 · PURCHASED POWER/OPERATIONS	68,614.95
611-3 · UTILITIES/TRASH	525.00
611-2 · UTILITIES/TELEPHONE	6,704.99
611-1 · UTILITIES/INTERNET	652.30
604-8 · EMPLOYEE PEN & BEN/AD & G	30,448.26
604-7 · EMPLOYEE PEN & BEN/CUST SERVICE	33,514.09
604-6 · EMPLOYEE PEN & BEN/MAINTENANCE	127,909.36
604-5 · EMPLOYEES PEN. & BEN./OPERATION	3,960.90
603-8 · SALARY & WAGES/OFFICERS	18,000.00
601-8 · SALARY & WAGES/AD & G	44,097.28
601-7 · SALARY & WAGES/CUST. SERVICE	56,035.22
601-6 · SALARY & WAGES/MAINTENANCE	188,966.11
66000 · Payroll Expenses	4,056.51
Total Expense	854,691.29
Net Ordinary Income	105,617.36
Other Income/Expense	
Other Income	
420-1 · RUS GRANT FUNDS	88,303.85
419 · INTEREST & DIVIDEND INCOME	101.12
Total Other Income	88,404.97
Other Expense	
427-2 · INT ON LONG TERM DEBT/'15 CGB	3,246.61
427-1 · INT ON LONG TERM DEBT/'13 CGB	5,418.10
427-7 · INT. ON LONG TERM DEBT/'64 ISSU	811.02
403 · DEPRECIATION EXPENSES	305,252.46
427-5 · INTEREST EXPENSE/84 REGIONS	19,594.50
428 · AMORT. OF DEBT EXPENSE	363.00
427-8 · INTEREST EXP./CUSTOMER DEPOSIT	68.77
427-3 · INT. ON LONG TERM DEBT/USDA-RD	126,641.62
427-6 · INT. ON LONG TERM DEBT/BERKADIA	500.00
Total Other Expense	461,896.08
Net Other Income	-373,491.11
Net Income	-267,873.75

ESTILL COUNTY WATER DISTRICT NO. 1

**Response to Commission Staff's First Post-Hearing Request for Information
November 7, 2017**

Case No. 2017-00176

Question No. 20

Witness: Audrea Miller

- Q-20. a.** State the frequency with which Estill County No. 1 personnel make updated entries to each balance sheet account.
- b.** Provide the name of the individual who makes these entries, and state their involvement with determining the amount of the entries to be made.
- A-20. a.** The frequency of updating entries to each balance sheet account varies with the type of account and the amount of activity involving the account. Asset accounts, such as checking, savings, and accounts receivable, are updated daily, weekly or monthly as necessary. Other asset accounts may be updated only annually unless a large purchase is made. Liabilities and equity are generally updated annually. Accounts payable is updated monthly as are other current liabilities. Long term liabilities are updated annually.
- b.** Office Manager Audrea Miller makes the entries to each balance sheet account. If Ms. Miller has a question regarding an entry, she will make an inquiry to the Water District's auditing firm for assistance. For those entries that are adjusted only annually, Ms. Miller relies upon the adjusting journal entries that the auditing firm provides.

ESTILL COUNTY WATER DISTRICT NO. 1

**Response to Commission Staff's First Post-Hearing Request for Information
November 7, 2017**

Case No. 2017-00176

Question No. 21

Witness: Dwight Richardson

Q-21. Provide Estill District No. 1's written plan for water loss reduction.

A-21. See attachment to this Response. Estill County Water District No. 1 is making revisions to this plan and expects to file a revised version with the Public Service Commission no later than March 1, 2018.

Estill County Water District WATER LOSS PREVENTION AND LEAK DETECTION PROGRAM

Estill County Water District has a distribution system that is comprised of approximately 400 miles of water pipe. The line size ranges from 12 inch down to 2 inch, with the majority of the lines being PVC. We have approximately 4000 customer services, 10 pumping stations, and 10 storage tanks. Estill County Water District purchases its water from Irvine Municipal Utilities and Jackson Water Association via 4 master meters. Water loss has been a continuing problem for the District for the past few years. The District is committed to allocating a sufficient amount of resources to identify and correct water loss, thus improving its operating efficiencies.

The following plan was derived using guidelines set forth in the Kentucky Public Service Commissions components of a water loss plan outline. The District's water loss prevention and leak detection plan outlines processes and procedures that the District has been and will continue to conduct on a routine basis (both in a reactive and proactive mode) to identify and repair water line leaks, identify and monitor un-metered water usage, prevent tank overflows, and reduce its overall water loss.

1. Daily Master Meter Reading- master meters are monitored weekly and pump run times and tanks levels are monitored daily through the District's telemetry system. A history is kept of all tank levels and pump run times.
2. Consecutive Timely Individual Meter Reading- all 4000 individual electronic meters in our distribution system are read in a 3.5 day time line. Our meters are read consistently beginning on the 10th of the month and only varying from the schedule only when a weekend or holiday fall on the in the 3.5 day time line.
3. Zoning- the water District has worked with Kentucky Rural Water Association and our engineers to divide its distribution system into eight (8) zones that can be isolated to account for water usage in each zone. There are maps on file in the District's office to show the different zones.
4. Billing Software Utilization- the district has purchased new billing software to have enhanced reporting capabilities. Monthly billing records are used to determine water usage in the different zones in the District.
5. Monitor Meter Installation- the water district has purchased meter sets with double shut off valves to install in small sections of areas with dead end lines with customers of one hundred (100) customers or less. The installation of these meters is currently underway.
6. Storage Tank Metering- the Estill County Water District has purchased a portable flow meter to use to monitor water flow from each tank as well as to check the GPM accuracy of the pumps. The portable flow meter may also be used to monitor the amount of water entering each zone for a comparison with each individual customer meter.
7. Pressure Reading- the water district installs a pressure recorder monthly and keeps all recordings on file.

8. Meter Test & Change Outs- all residential meters have been replaced as of January 1, 2009. The meters in the system at this time are less than two (2) years old. The district has a certified meter test bench and district employees have been training with a C I Thornburg technician to further their education in meter testing in order to be certified meter testers in the near future.
9. Part-time Operator- the water district's board of commissioners has discussed hiring a part time operator to allow existing employees ample time to utilize the leak detection equipment as well as search for leaks in the distribution system.
10. Infrastructure Replacement- sections in the water distribution system that have been determined to be prone to leaks, due to age of line or installation procedures in the past, are being replaced. At this time the district, with the help of our engineers, are putting together plans for a new project, the project profile is set to be presented to the Bluegrass Area Development District for ranking in the next 1-2 months.
11. Pressure Reduction- the district has utilized tank pressure in one zone of our area to take one pump off line therefore reducing pressure on an older line in the distribution system. Leaks in this area have diminished considerably due to fewer pressure fluctuations.
12. Equipment Upgrades- in the past few months the district has allocated \$15,000.00 for the purchase of several new pieces of equipment including a listening device, a line locator, and a flow meter to help locate leaks throughout our distribution system.

The Estill County Water District's Board of Commissioners as well as its employees have been and will continue to be committed to the reduction of the districts water loss. With continual monitoring, planning, and education it is the districts goal to lower the district water loss percentage to a level acceptable to the Kentucky Public Service Commission.

ESTILL COUNTY WATER DISTRICT NO. 1

**Response to Commission Staff's First Post-Hearing Request for Information
November 7, 2017**

Case No. 2017-00176

Question No. 22

Witness: Dwight Richardson

Q-22. Provide Estill District No. 1's policies and procedures of inspection of valves and meters.

A-22. See Attachments to this Response.

ESTILL COUNTY WATER DISTRICT NO. 1 POLICY ON VALVE INSPECTIONS

- GPS information, for all valves, is located on the 2015 Map Books software located at Estill County Water District No. 1's ("the District") office.
- Valves should undergo an annual inspection using the District's color-coded zone maps.
- Valve inspections should include, but are not limited to, exercising the valve, inspecting the valve box and lid, and valve markers.
- During the inspection, operators should identify any valve problems using the District's listening device, as Kentucky Rural Water Association recommends.
- Any problems, with the valves, that are discovered during the valve inspection should be documented in a work order and repaired in a timely manner.

ESTILL COUNTY WATER DISTRICT NO. 1 POLICY ON METER INSPECTIONS

- Estill County Water District No. 1 (“the District”) will read all radio read meters monthly. Meter reading should start on or around the 10th of each month and should be complete by the 15th of the month.
- Monthly reports generated by the Sensus Meter Reading System should be utilized to locate misread meters or meters with high and low usage.
- Any meters that are flagged, for investigation, by the Sensus Meter Reading System should then be manually read and inspected.
- Any meters that are abandon or inactive will be inspected annually to check for leaks or theft on the meter.
- All manual meters that have not been changed out to radio read type meters will be read and inspected monthly.
- During monthly disconnects the District will inspect the disconnected meter for leaks and will recheck the meter, if service has not been reinstated after 7 days, for theft.
- Annually the District will inspect all meters in the distribution system using a PLD listening device, as Kentucky Rural Water Association recommends, to check for leaks on the service lines, meter bottoms, and regulators.