

COMMONWEALTH OF KENTUCKY
BEFORE THE PUBLIC SERVICE COMMISSION

In the Matter of:

APPLICATION OF LOUISVILLE GAS AND)	
ELECTRIC COMPANY FOR AN ADJUSTMENT)	CASE NO.
OF ITS ELECTRIC AND GAS RATES AND FOR)	2016-00371
CERTIFICATES OF PUBLIC CONVENIENCE)	
AND NECESSITY)	


RESPONSE OF
LOUISVILLE GAS AND ELECTRIC COMPANY
TO
AT&T's INITIAL DATA REQUESTS FOR INFORMATION
DATED JANUARY 11, 2017

FILED: JANUARY 25, 2017


VERIFICATION

COMMONWEALTH OF KENTUCKY)
) SS:
COUNTY OF JEFFERSON)

The undersigned, **Robert M. Conroy**, being duly sworn, deposes and says that he is Vice President – State Regulation and Rates for Louisville Gas and Electric Company and Kentucky Utilities Company, an employee of LG&E and KU Services Company, and that he has personal knowledge of the matters set forth in the responses for which he is identified as the witness, and the answers contained therein are true and correct to the best of his information, knowledge and belief.


Robert M. Conroy

Subscribed and sworn to before me, a Notary Public in and before said County and State, this 23rd day of January 2017.


Notary Public (SEAL)

My Commission Expires:

SUSAN M. WATKINS
Notary Public, State at Large, KY
My Commission Expires Mar. 19, 2017
Notary ID # 485723

VERIFICATION

COMMONWEALTH OF KENTUCKY)
) SS:
COUNTY OF JEFFERSON)

The undersigned, **Valerie L. Scott**, being duly sworn, deposes and says that she is Controller for Kentucky Utilities Company and Louisville Gas and Electric Company and an employee of LG&E and KU Services Company, and that she has personal knowledge of the matters set forth in the responses for which she is identified as the witness, and the answers contained therein are true and correct to the best of her information, knowledge and belief.

Valerie L. Scott
Valerie L. Scott

Subscribed and sworn to before me, a Notary Public in and before said County and State, this 15th day of January 2017.

Judy Schouler (SEAL)
Notary Public


My Commission Expires:

JUDY SCHOULER
Notary Public, State at Large, KY
~~My commission expires July 11, 2018~~
Notary ID # 512743

VERIFICATION


COMMONWEALTH OF KENTUCKY)
) SS:
COUNTY OF JEFFERSON)

The undersigned, **William Steven Seelye**, being duly sworn, deposes and states that he is a Principal of The Prime Group, LLC, that he has personal knowledge of the matters set forth in the responses for which he is identified as the witness, and the answers contained therein are true and correct to the best of his information, knowledge and belief.



William Steven Seelye

Subscribed and sworn to before me, a Notary Public in and before said County and State, this 20th day of January 2017.



Notary Public (SEAL)


My Commission Expires:

JUDY SCHOOLER
Notary Public, State at Large, KY
~~My commission expires July 11, 2018~~
Notary ID # 512743

VERIFICATION


COMMONWEALTH OF KENTUCKY)
) SS:
COUNTY OF JEFFERSON)

The undersigned, **John K. Wolfe**, being duly sworn, deposes and says that he is Vice President - Electric Distribution for Kentucky Utilities Company and Louisville Gas and Electric Company and an employee of LG&E and KU Services Company, and that he has personal knowledge of the matters set forth in the responses for which he is identified as the witness, and the answers contained therein are true and correct to the best of his information, knowledge and belief.



John K. Wolfe

Subscribed and sworn to before me, a Notary Public in and before said County and State, this 20th day of January 2017.



Notary Public (SEAL)

My Commission Expires:

JUDY SCHOOLER
Notary Public, State at Large, KY
~~My commission expires July 11, 2018~~
Notary ID # 512743

LOUISVILLE GAS AND ELECTRIC COMPANY

CASE NO. 2016-00371

**Response to AT&T's Initial Data Requests for Information
Dated January 11, 2017**

Question No. 1

Responding Witness: William S. Seelye

- Q-1. Please explain in detail how LG&E calculated the 11.585 feet of occupancy for wireless attachments which purportedly corresponds to the average space currently used for each wireless facility, as addressed in the prefiled Direct Testimony of William Steven Seelye. In doing so, please identify all supporting documents, including without limitation work papers and photographs, schematics, and/or similar depictions of typical wireless attachments on LG&E poles.
- A-1. See the response to KCTA 1-10.

LOUISVILLE GAS AND ELECTRIC COMPANY

CASE NO. 2016-00371

**Response to AT&T's Initial Data Requests for Information
Dated January 11, 2017**

Question No. 2

Responding Witness: John K. Wolfe

- Q-2. Please state the total number of wireless attachments presently on LG&E distribution poles and provide: the name of each person or entity owning and/or operating such attachments; upon how many poles each such entity has placed attachments, and the date(s) each such attachment was placed.
- A-2. The Company is not permitted to disclose the names or identities of customers. The Company currently has three wireless customers, which are designated below as Customer A, Customer B, and Customer C.

Customer A has wireless attachments on 11 LG&E poles. These attachments were installed on or about the following dates: 6/14/2016, 7/15/2016, 7/25/2016, 8/31/2016, 8/31/2016, 9/23/2016, 10/20/2016, 12/1/2016, 12/1/2016, 12/2/2016, and 12/2/2016.

Customer B has wireless attachments on 6 LG&E poles. These attachments were installed on or about the following dates: 7/9/2016, 10/1/2016, 11/4/2016, 12/12/2016, 12/12/2016, and 12/12/2016.

Customer C has wireless attachments on 2 LG&E poles. These attachments were installed on or about the following dates: 9/15/2015 and 12/21/2015

LOUISVILLE GAS AND ELECTRIC COMPANY

CASE NO. 2016-00371

**Response to AT&T's Initial Data Requests for Information
Dated January 11, 2017**

Question No. 3

Responding Witness: John K. Wolfe

- Q-3. For each person or entity identified in response to Request No. 2, please identify and describe the specific contract, agreement, document, or arrangement (including without limitation tariff, joint use agreement, license agreement, unwritten agreements, etc.) that governs the rates, terms, and conditions of the attachment(s).

- A-3. See attached. These agreements are confidential and are being provided pursuant to a petition for confidential protection.

The entire attachment is
Confidential and
provided separately
under seal.

The entire attachment is
Confidential and
provided separately
under seal.

The entire attachment is
Confidential and
provided separately
under seal.

LOUISVILLE GAS AND ELECTRIC COMPANY

CASE NO. 2016-00371

**Response to AT&T's Initial Data Requests for Information
Dated January 11, 2017**

Question No. 4

Responding Witness: John K. Wolfe

- Q-4. Please provide the average height for all LG&E distribution poles and provide documentation supporting the average height provided.
- A-4. As of January 13, 2017, there are 141,926 distribution poles in the LG&E territory, with an average height of 41.4 feet.

LOUISVILLE GAS AND ELECTRIC COMPANY

CASE NO. 2016-00371

**Response to AT&T's Initial Data Requests for Information
Dated January 11, 2017**

Question No. 5

Responding Witness: John K. Wolfe

- Q-5. Please provide the average height of all LG&E distribution poles on which wireless facilities are attached and provide documentation supporting the average height provided.
- A-5. The average height of all LG&E distribution poles on which wireless facilities are attached is 51.05 feet.

<u>Wireless Installation</u>	<u>Height in Feet</u>
1	50
2	50
3	45
4	45
5	45
6	45
7	45
8	40
9	55
10	55
11	55
12	55
13	55
14	55
15	55
16	55
17	55
18	55
19	55
Total	970
Average	51.05

LOUISVILLE GAS AND ELECTRIC COMPANY

CASE NO. 2016-00371

**Response to AT&T's Initial Data Requests for Information
Dated January 11, 2017**

Question No. 6

Responding Witness: John K. Wolfe

- Q-6. Does LG&E permit wireless attachments on its distribution poles that are higher than 45 feet? If so, please describe with specificity the rates, terms, and conditions that apply to such attachments.
- A-6. Yes, LG&E permits wireless attachments on distribution poles not to exceed 60 feet above ground. LG&E does not allow wireless attachments exceeding 60 feet above ground on distribution poles because LG&E's bucket trucks are typically not capable of reaching higher than 60 feet above ground. LG&E must have the ability to access all facilities on its poles when there is a need for emergency restoration and maintenance. The rates, terms, and conditions of such attachments are uniform for distribution poles of any height not to exceed 60 feet.

LOUISVILLE GAS AND ELECTRIC COMPANY

CASE NO. 2016-00371

**Response to AT&T's Initial Data Requests for Information
Dated January 11, 2017**

Question No. 7

Responding Witness: John K. Wolfe

- Q-7. If LG&E requires a pole to be at least a certain height to permit a wireless attachment, please identify that minimum height and provide in detail the reasons supporting it.
- A-7. LG&E does not have a minimum pole height for wireless attachments.

LOUISVILLE GAS AND ELECTRIC COMPANY

CASE NO. 2016-00371

**Response to AT&T's Initial Data Requests for Information
Dated January 11, 2017**

Question No. 8

Responding Witness: Robert M. Conroy

- Q-8. Will LG&E negotiate customer-specific rates, terms, and conditions for wireless attachments, or will the rates, terms, and conditions in the proposed tariff be the only option for wireless attachments?
- A-8. LG&E will permit attachment of wireless facilities to its structures only under the rates, terms, and conditions of the proposed PSA Rate Schedule. (If a customer currently has a license agreement with LG&E for the attachment of wireless facilities, the terms of that license agreement will govern until the agreement's expiration or termination.) If exceptional circumstances exist that require arrangements differing from the terms of the proposed PSA Rate Schedule, however, LG&E will consider a special contract with the wireless attachment customer. 807 KAR 5:011, Section 13, permits the use of special contracts if exceptional circumstances are demonstrated.

LOUISVILLE GAS AND ELECTRIC COMPANY

CASE NO. 2016-00371

**Response to AT&T's Initial Data Requests for Information
Dated January 11, 2017**

Question No. 9

Responding Witness: Robert M. Conroy

Q-9. Upon expiration or termination of an existing joint use and/or license agreement, will LG&E negotiate customer-specific rates, terms, and conditions for wireline attachments, or does it contend that the rates, terms, and conditions in the proposed tariff will be the only option for wireline attachments?

A-9 Upon the expiration of a telecommunications carrier's existing license agreement for wireline attachments, the rates, terms, and conditions of the proposed PSA Rate Schedule will govern the telecommunication carrier's attachments to LG&E structures. LG&E will not negotiate customer-specific rates, terms, and conditions for wireline attachments. If exceptional circumstances exist that require arrangements differing from the terms of the proposed PSA Rate Schedule, however, LG&E will consider a special contract with the wireline attachment customer. 807 KAR 5:011, Section 13, permits the use of special contracts if exceptional circumstances are demonstrated.

The proposed PSA Rate Schedule is not applicable to the facilities of incumbent local exchange carriers ("ILEC") with joint use agreements with LG&E. If at the expiration or termination of the joint-use agreement the parties wish to continue a joint-use arrangement, such arrangement would not be subject to the proposed PSA Rate Schedule and would be negotiated by LG&E and the ILEC. If the parties do not agree to a joint-use arrangement involving the sharing of the use of their respective structures, an ILEC will be in the same position as any other telecommunications carrier and the rates, terms, and conditions of the proposed PSA Rate Schedule will govern its attachments to LG&E structures.

LOUISVILLE GAS AND ELECTRIC COMPANY

CASE NO. 2016-00371

**Response to AT&T's Initial Data Requests for Information
Dated January 11, 2017**

Question No. 10

Responding Witness: Robert M. Conroy

- Q-10. Please explain why the proposed tariff (Section 23, Original Sheet No. 40.18) requires differing levels of "Performance Assurance" for wireline and wireless attachment customers and provide all reasons, calculations, and other support for the difference.
- A-10. Wireline attachments and wireless attachments occupy different locations on a utility pole and thus pose different risks and challenges for LG&E. Wireless attachments are generally located at the top of the pole above the electric supply conductors. The risk of damage or disruption to LG&E facilities and service during their installation is greater than during the installation of wireline attachments, which are generally located below electrical conductors. For the same reason, the expense incurred to remove the wireless facility is greater because the work is performed above the electric conductors. LG&E estimates that it will cost \$1,834 to remove the typical Wireless Facility attachment on a LG&E primary distribution pole. KU estimates that it will cost \$1,405.32 to remove the typical Wireless Facility attachment on a KU primary distribution pole. Based on these estimates, \$1,500 was determined to be a reasonable bond amount that is uniformly applied for Wireless Facility Attachments made to LG&E and KU structures.

LOUISVILLE GAS AND ELECTRIC COMPANY

CASE NO. 2016-00371

**Response to AT&T's Initial Data Requests for Information
Dated January 11, 2017**

Question No. 11

Responding Witness: Valerie L. Scott

Q-11. Please provide (to the extent available, in machine readable Excel or Access file format) an accounting breakdown of LG&E's investment in all distribution poles (FERC Account 364), broken down by: pole size (height) and vintage; guys; anchors; cross arms; and any other appurtenance.

A-11. See attached.

The attachment is being provided in a separate file in Excel format.

LOUISVILLE GAS AND ELECTRIC COMPANY

CASE NO. 2016-00371

**Response to AT&T's Initial Data Requests for Information
Dated January 11, 2017**

Question No. 12

Responding Witness: Valerie L. Scott

Q-12. Please provide (to the extent available, in machine readable Excel or Access file format) a complete inventory (count) of LG&E-owned distribution poles inclusive of vintage (year of placement), installed cost, and pole height.

A-12. See the response to Question No.11.

LOUISVILLE GAS AND ELECTRIC COMPANY

CASE NO. 2016-00371

**Response to AT&T's Initial Data Requests for Information
Dated January 11, 2017**

Question No. 13

Responding Witness: Valerie L. Scott

Q-13. Please provide complete copies of or links to the last two LG&E FERC 1 reports and any similar reports provided to any entity.

A-13. LG&E's 2014 FERC Form 1 can be accessed at <https://elibrary.ferc.gov/idmws/common/opennat.asp?fileID=13812608>.

See Filing Requirement 807 KAR 5:001 Section 16(7)(k) for LG&E's 2015 FERC Form 1. LG&E's 2015 FERC Form 1 f can also be accessed at <https://elibrary.ferc.gov/idmws/common/opennat.asp?fileID=14178740>

Kentucky Public Service Commission (KPSC) 2014 and 2015 reports can be accessed at:

http://psc.ky.gov/PSC_WebNet/browseLibrary.aspx?typ=ANN

See attached the supplemental Kentucky pages included with the FERC Form 1 filed in Kentucky.

LOUISVILLE GAS AND ELECTRIC COMPANY

PUBLIC SERVICE COMMISSION OF KENTUCKY

**PRINCIPAL PAYMENT AND INTEREST INFORMATION
FOR THE YEAR ENDING DECEMBER 31, 2014**

1. Amount of Principal Payment during calendar year \$ 0.00

2. Is Principal current? (Yes) X (No) _____

3. Is Interest current? (Yes) X (No) _____

**SERVICES PERFORMED BY
INDEPENDENT CERTIFIED PUBLIC ACCOUNTANT**

Are your financial statements examined by a Certified Public Accountant?

(Yes) X (No) _____

If yes, which service is performed?

Audit X

Compilation _____

Review _____

Please enclose a copy of the accountant's report with annual report.

LOUISVILLE GAS AND ELECTRIC COMPANY
ADDITIONAL INFORMATION TO BE FURNISHED WITH
2014 ANNUAL REPORT

ELECTRIC UTILITIES

Please furnish the following information, for Kentucky Operations only, and attach to your Annual Report:

Number of Rural Customers (Other than Farms)	<u>INFORMATION NOT AVAILABLE</u>
Number of Farms Served (A farm is any agricultural operating unit consisting of 3 acres or more)	<u>INFORMATION NOT AVAILABLE</u>

Number of KWH sold to all Rural Customers	<u>INFORMATION NOT AVAILABLE</u>
---	----------------------------------

Total Revenue from all Rural Customers	<u>INFORMATION NOT AVAILABLE</u>
--	----------------------------------

LINE DATA

Total number of Miles of Wire Energized (Located in Kentucky)	<u>11,982</u>
--	---------------

Total number of Miles of Pole Line (Located in Kentucky)	<u>7,250</u>
---	--------------

Name of Counties in which you furnish Electric Service:
(If additional space is required, add additional sheet)

Bullitt, Hardin, Henry, Jefferson, Meade, Oldham, Shelby, Spencer and Trimble

**Louisville Gas and Electric Company
Supplemental Electric Information
Revenues, Customers and KWH Sales
For Reporting Year 2014**

	Revenues	KWHs Sold	Customers
440 Residential	\$ 419,063,081	4,157,326,074	350,588
442 Commercial & Industrial Sales			
Small(or Commercial)	\$ 343,407,017	3,714,091,413	42,261
Large (or Industrial)	\$ 182,233,761	2,773,971,938	440
444 Public Street & Highway Lighting	\$ 2,702,454	17,122,242	656
445 Other Sales to Public Authorities	\$ 94,996,188	1,154,652,761	4,097
446 Sales to Railroads and Railways	\$ -	-	-
448 Interdepartmental Sales	\$ -	-	-
TOTAL Sales to Ultimate Customers	\$ 1,042,402,501	11,817,164,428	398,042
447 Sales for Resale	\$ 118,088,832	3,556,567,000	13
TOTAL Sales of Electricity	\$ 1,160,491,333	15,373,731,428	398,055

THIS PAGE MUST BE COMPLETED AND RETURNED WITH THE ANNUAL REPORT

LOUISVILLE GAS AND ELECTRIC COMPANY
NUMBER OF ELECTRIC DEPARTMENT EMPLOYEES
SUPPLEMENTAL INFORMATION TO 2014 ANNUAL REPORT

NUMBER OF ELECTRIC DEPARTMENT EMPLOYEES	
<p>1. The data on number of employees should be reported for the payroll period ending nearest to October 31, or any payroll period ending 60 days before or after October 31.</p> <p>2. If the respondent's payroll for the reporting period includes any special construction personnel, include such employees on line 3, and show the number of such special construction employees in a footnote.</p>	<p>The number of employees assignable to the electric department from joint functions of combination utilities may be determined by estimate, on the basis of employee equivalents. Show the estimated number of equivalent employees attributed to the electric department from joint functions.</p>
1. Payroll Period Ended (Date)	12/31/2014
2. Total Regular Full-Time Employees	738
3. Total Part-Time and Temporary Employees	7
4. Total Employees	745

Additional Requested Information

Utility Name Louisville Gas and Electric Company

FEIN# (Federal Employer Identification Number)

6	1	-	0	2	6	4	1	5	0
---	---	---	---	---	---	---	---	---	---

Contact Person T. Eric Raible

Contact Person's E-Mail Address eric.raible@lge-ku.com

Utility's Web Address www.lge-ku.com

Please complete the above information, if it is available.

If there are multiple staff who may be contacts please include their names and e-mail addresses also.

LOUISVILLE GAS AND ELECTRIC COMPANY

PUBLIC SERVICE COMMISSION OF KENTUCKY

**PRINCIPAL PAYMENT AND INTEREST INFORMATION
FOR THE YEAR ENDING DECEMBER 31, 2015**

1. Amount of Principal Payment during calendar year \$ 250,000,000

2. Is Principal current? (Yes) X (No) _____

3. Is Interest current? (Yes) X (No) _____

**SERVICES PERFORMED BY
INDEPENDENT CERTIFIED PUBLIC ACCOUNTANT**

Are your financial statements examined by a Certified Public Accountant?

(Yes) X (No) _____

If yes, which service is performed?

Audit X

Compilation _____

Review _____

Please enclose a copy of the accountant's report with annual report.

LOUISVILLE GAS AND ELECTRIC COMPANY
ADDITIONAL INFORMATION TO BE FURNISHED WITH
2015 ANNUAL REPORT

ELECTRIC UTILITIES

Please furnish the following information, for Kentucky Operations only, and attach to your Annual Report:

Number of Rural Customers (Other than Farms)	<u>INFORMATION NOT AVAILABLE</u>
Number of Farms Served (A farm is any agricultural operating unit consisting of 3 acres or more)	<u>INFORMATION NOT AVAILABLE</u>
Number of KWH sold to all Rural Customers	<u>INFORMATION NOT AVAILABLE</u>
Total Revenue from all Rural Customers	<u>INFORMATION NOT AVAILABLE</u>

LINE DATA

Total number of Miles of Wire Energized (Located in Kentucky)	<u>12,087</u>
Total number of Miles of Pole line (Located in Kentucky)	<u>7,301</u>

Name of Counties in which you furnish Electric Service:
(If additional space is required, add additional sheet)

Bullitt, Hardin, Henry, Jefferson, Meade, Oldham, Shelby, Spencer and Trimble

**Louisville Gas and Electric Company
Supplemental Electric Information
Revenues, Customers and KWH Sales
For Reporting Year 2015**

	Revenues	KWHs Sold	Customers
440 Residential	\$ 425,948,298	4,080,624,579	353,419
442 Commercial & Industrial Sales			
Small (or Commercial)	\$ 359,004,552	3,746,407,656	42,694
Large (or Industrial)	\$ 189,367,016	2,775,814,897	476
444 Public Street & Highway Lighting	\$ 3,230,561	19,334,030	659
445 Other Sales to Public Authorities	\$ 99,216,038	1,144,848,084	4,123
446 Sales to Railroads and Railways	\$ -	-	-
448 Interdepartmental Sales	\$ -	-	-
TOTAL Sales to Ultimate Customers	\$ 1,076,766,465	11,767,029,246	401,371
447 Sales for Resale	\$ 51,201,789	1,735,184,000	14
TOTAL Sales of Electricity	\$ 1,127,968,254	13,502,213,246	401,385

THIS PAGE MUST BE COMPLETED AND RETURNED WITH THE ANNUAL REPORT

LOUISVILLE GAS AND ELECTRIC COMPANY
NUMBER OF ELECTRIC DEPARTMENT EMPLOYEES
SUPPLEMENTAL INFORMATION TO 2015 ANNUAL REPORT

NUMBER OF ELECTRIC DEPARTMENT EMPLOYEES	
<p>1. The data on number of employees should be reported for the payroll period ending nearest to October 31, or any payroll period ending 60 days before or after October 31.</p> <p>2. If the respondent's payroll for the reporting period includes any special construction personnel, include such employees on line 3, and show the number of such special construction employees in a footnote.</p>	<p>The number of employees assignable to the electric department from joint functions of combination utilities may be determined by estimate, on the basis of employee equivalents. Show the estimated number of equivalent employees attributed to the electric department from joint functions.</p>
<p>1. Payroll Period Ended (Date)</p> <p>2. Total Regular Full-Time Employees</p> <p>3. Total Part-Time and Temporary Employee</p> <p>4. Total Employees</p>	<p>12/31/2015</p> <p>697</p> <p>15</p> <p>712</p>

Additional Requested Information

Utility Name Louisville Gas and Electric Company

FEIN# (Federal Employer Identification Number)

6	1	-	0	2	6	4	1	5	0
---	---	---	---	---	---	---	---	---	---

Contact Person T. Eric Raible

Contact Person's E-Mail Address eric.raible@lge-ku.com

Utility's Web Address www.lge-ku.com

Please complete the above information, if it is available.

If there are multiple staff who may be contacts please include their names and e-mail addresses also.

KENTUCKY UTILITIES COMPANY
SUPPLEMENTARY STATEMENT TO
TENNESSEE PUBLIC SERVICE COMMISSION
RE: ALLOCATION OF ELECTRIC OPERATING EXPENSES
YEAR ENDED DECEMBER 31, 2014

Operating Revenues	<u>\$ 7,873</u>
Operating Expenses	
Electric Production	3,927
Electric Transmission	143
Electric Distribution	282
Customer Accounts	158
Customer Service Expense	87
Administrative and General Expenses	488
Provision for Depreciation	8,880
Taxes Assignable to Operations	<u>(135)</u>
Total Operating Expenses	<u>13,830</u>
Net Utility Operating Income (Loss)	<u><u>\$ (5,957)</u></u>

With the exception of operating revenues, depreciation and direct taxes, the operating results of Kentucky Utilities Company (KU) applicable to the State of Kentucky, Tennessee and Virginia individually cannot be directly determined. Consequently, operating expenses other than depreciation, direct taxes and income tax have been allocated to the operations within the State of Tennessee based on kWh sold in each jurisdiction. Federal income tax attributable to Tennessee operations was determined by applying the effective tax rate to net income as allocated before income tax. None of the allocations are reflected on the books of accounts.

NAME OF COMPANY KENTUCKY UTILITIES COMPANY

(This form to be made a part of and to be attached to the annual report of the above named company.)

1. Give location of main business office at end of year:

No. One; St. Quality Street; City Lexington; State Kentucky

2. Give the title, name and office address of each general officer of the respondent at the end of the year, and the date when he/she first began to discharge the duties of his office. If there are receivers, trustees or committees in control of the property and operations of the respondent, give also their names and titles, the location of their offices and the date of their appointment.

Title	Names of Officer	Address	Entered Upon Office
(a)	(b)	(c)	(d)
Chairman of the Board, Chief Executive Officer and President	Victor A. Staffieri	220 West Main Street, Louisville, KY	5/1/2001
Chief Administrative Officer	S. Bradford Rives ¹	220 West Main Street, Louisville, KY	2/1/2012
General Counsel, Chief Compliance Officer and Corporate Secretary	Gerald A. Reynolds	220 West Main Street, Louisville, KY	3/19/2012
Chief Financial Officer	Kent W. Blake	220 West Main Street, Louisville, KY	2/1/2012
Chief Operating Officer	Paul W. Thompson	220 West Main Street, Louisville, KY	2/18/2013

¹ S. Bradford Rives, Chief Administrative Officer, announced his retirement, effective March 13, 2015.

3. Give the name and address of each director of the respondent at the end of the year and the date when his/her term expires.

Name of Director (a)	Address (b)	Term Expires (c)	Remarks (d)
Victor A. Staffieri	220 West Main Street, Louisville, KY	5/28/2015	
S. Bradford Rives	220 West Main Street, Louisville, KY	5/28/2015	(1)
Paul W. Thompson	220 West Main Street, Louisville, KY	5/28/2015	
Vincent Sorgi	2 North Ninth Street, Allentown, PA	5/28/2015	(2)
William H. Spence	2 North Ninth Street, Allentown, PA	5/28/2015	

- (1) S. Bradford Rives, Chief Administrative Officer, announced his retirement, effective March 13, 2015.
- (2) Paul A. Farr, Executive Vice President and Chief Financial Officer of PPL, was named President of PPL Energy Supply, effective June 10, 2014, and resigned from the Board of Directors effective July 2, 2014. Vincent Sorgi, Vice President and Controller of PPL, was named Senior Vice President and Chief Financial Officer of PPL, effective June 10, 2014, and was appointed to the Board of Directors effective July 3, 2014.

4. State whether respondent is a corporation, a joint stock company, association, a partnership or an individual: Corporation. If a corporation or association, state:
(a) Date of incorporation, (b) State under laws of which respondent is incorporated and (c) Whether incorporated under a special law

<u>(a)</u>	<u>(b)</u>	<u>(c)</u>
08-17-1912	Kentucky	General
12-01-1991	Virginia	General

5. If during the year the respondent acquired other companies or was reorganized in any respect or merged or consolidated with other companies, give full particulars; also give names of other companies owned, controlled and operated in conjunction with respondent's property.

None

6. Give name of corporation owning, controlling or operating respondent, if any KU is a subsidiary of LG&E and KU Energy LLC, a direct subsidiary of PPL Corporation.

NAME OF COMPANY KENTUCKY UTILITIES COMPANY

BALANCE SHEET AS OF DECEMBER 31, 2014

ASSETS AND OTHER DEBITS

	<u>Amount</u>
UTILITY PLANT	
Utility Plant	\$ 8,667,708,179
(Less) Accumulated Provision for Depreciation	<u>2,798,968,737</u>
Net Utility Plant	<u>5,868,739,442</u>
OTHER PROPERTY AND INVESTMENTS	
Nonutility Property - Less Reserve	971,313
Investment in Subsidiary Companies	<u>250,000</u>
Total Other Property and Investments	<u>1,221,313</u>
CURRENT AND ACCRUED ASSETS	
Cash	7,008,866
Working Funds	61,030
Temporary Cash Investments	4,066,766
Accounts Receivable - Less Provision	131,201,932
Accounts Receivable from Associated Companies	59,765,613
Fuel	99,282,056
Plant Materials and Operating Supplies	49,229,532
Allowances	158,872
Prepayments	7,629,374
Accrued Utility Revenues	<u>91,068,107</u>
Total Current and Accrued Assets	<u>449,472,148</u>
DEFERRED DEBITS	
Unamortized Debt Expense	15,052,789 (A)
Other Regulatory Assets	333,252,432 (B)
Unamortized Loss on Re-Acquired Debt	9,590,735
Accumulated Deferred Income Taxes	246,753,190 (C)
Other Deferred Debits	<u>715,772,739 (D)</u>
Total Deferred Debits	<u>1,320,421,885</u>
TOTAL ASSETS	<u>\$ 7,639,854,788</u>

NAME OF COMPANY KENTUCKY UTILITIES COMPANY

BALANCE SHEET AS OF DECEMBER 31, 2014

LIABILITIES AND OTHER CREDITS

	<u>Amount</u>	
PROPRIETARY CAPITAL		
Common Stock Issued	\$ 308,139,978	
Paid in Capital	2,596,446,834	(E)
(Less) Capital Stock Expense	321,289	
Retained Earnings	302,016,562	(F)
Accumulated Other Comprehensive Income	233,308	(G)
Total Proprietary Capital	<u>3,206,515,393</u>	
LONG-TERM DEBT		
Bonds	2,100,779,405	
Other Long-Term Debt	522,778	(H)
(Less) Unamortized Discount on Long-Term Debt - Debit	10,011,254	
Total Long-Term Debt	<u>2,091,290,929</u>	
OTHER NON-CURRENT LIABILITIES		
Accumulated Provision for Injuries and Damages	2,049,992	
Accumulated Provision for Pensions and Benefits	117,607,470	
Asset Retirement Obligations	210,966,864	
Total Other Non-Current Liabilities	<u>330,624,326</u>	
CURRENT AND ACCRUED LIABILITIES		
Notes Payable	235,592,322	
Accounts Payable	153,042,158	
Payables to Associated Companies	46,590,075	
Customer Deposits	27,255,893	
Taxes Accrued	13,974,039	
Interest Accrued	11,624,315	
Tax Collections Payable	5,223,518	
Other Current and Accrued Liabilities	20,129,874	
Derivative Instrument Liabilities - Hedges	33,263,681	
Total Current and Accrued Liabilities	<u>546,695,875</u>	
DEFERRED CREDITS		
Customer Advances for Construction	2,218,444	
Accumulated Deferred Investment Tax Credits	94,865,140	
Other Deferred Credits	38,716,696	(I)
Other Regulatory Liabilities	199,781,848	(J)
Accumulated Deferred Income Taxes	1,129,146,137	(K)
Total Deferred Credits	<u>1,464,728,265</u>	
TOTAL LIABILITIES AND STOCKHOLDERS EQUITY	<u>\$ 7,639,854,788</u>	

NAME OF COMPANY KENTUCKY UTILITIES COMPANY

BALANCE SHEET AS OF DECEMBER 31, 2014

FOOTNOTES TO BALANCE SHEET

(A) Unamortized Debt Expenses Without Purchase Accounting	\$	18,614,827
Purchase Accounting Adjustment		(3,562,038)
Total for Unamortized Debt Expenses	\$	15,052,789
(B) Other Regulatory Assets Without Purchase Accounting	\$	329,468,702
Purchase Accounting Adjustment		3,783,730
Total for Other Regulatory Assets	\$	333,252,432
(C) Accumulated Deferred Income Taxes Without Purchase Accounting	\$	221,690,913
Purchase Accounting Adjustment		25,062,277
Total for Accumulated Deferred Income Taxes	\$	246,753,190
(D) Other Deferred Debits Without Purchase Accounting	\$	44,685,394
Purchase Accounting Adjustment		671,087,345
Total for Other Deferred Debits	\$	715,772,739
(E) Paid-In Capital Without Purchase Accounting	\$	563,858,083
Purchase Accounting Adjustment		2,032,588,751
Total for Paid-In Capital	\$	2,596,446,834
(F) Retained Earnings Without Purchase Accounting	\$	1,728,986,179
Purchase Accounting Adjustment		(1,426,969,617)
Total for Retained Earnings	\$	302,016,562
(G) Accumulated Other Comprehensive Income Without Purchase Accounting	\$	(1,232,509)
Purchase Accounting Adjustment		1,465,817
Total for Accumulated Other Comprehensive Income	\$	233,308
(H) Other Long-Term Debt Without Purchase Accounting	\$	-
Purchase Accounting Adjustment		522,778
Total for Other Long-Term Debt	\$	522,778
(I) Other Deferred Credits Without Purchase Accounting	\$	38,495,004
Purchase Accounting Adjustment		221,692
Total for Other Deferred Credits	\$	38,716,696
(J) Other Regulatory Liabilities Without Purchase Accounting	\$	136,098,871
Purchase Accounting Adjustment		63,682,977
Total for Other Regulatory Liabilities	\$	199,781,848
(K) Accumulated Deferred Income Taxes Without Purchase Accounting	\$	1,104,287,221
Purchase Accounting Adjustment - Power Purchase Contract		24,858,916
Total for Accumulated Deferred Income Taxes	\$	1,129,146,137

NAME OF COMPANY KENTUCKY UTILITIES COMPANYSTATEMENT OF INCOME
FOR THE TWELVE MONTHS ENDED DECEMBER 31, 2014

	<u>Tennessee</u>	<u>Total Company</u>
Utility Operating Income		
Operating Revenues	<u>\$ 7,873</u>	<u>\$ 1,737,199,654</u>
Operating Expenses		
Operating and Maintenance Expense	5,085	1,072,994,394
Depreciation Expense	8,880	196,593,944
Regulatory Credits	-	-
Income and Other Taxes	(135)	173,368,690 (A)
Gain from Disposition of Allowances	-	(546)
Accretion Expense	-	-
Total Utility Operating Expenses	<u>13,830</u>	<u>1,442,956,482</u>
Net Utility Operating Income (Loss)	<u>(5,957)</u>	<u>294,243,172</u>
Other Income and Deductions		
Other Income		
Revenues from Merchandising, Jobbing and Contract Work	-	25,948
Revenues From Nonutility Operations	-	28,869
Dividend Income	-	5,083
Interest Income	-	28,981
Allow. For Funds Used During Construction	-	1,388,314
Miscellaneous Nonoperating Income	-	1,082,421 (B)
Gain on Disposition of Property	-	10,595
Total Other Income	<u>-</u>	<u>2,570,211</u>
Other Income Deductions		
Miscellaneous Income Deductions	<u>13</u>	<u>2,660,738</u>
Total Other Income Deductions	<u>13</u>	<u>2,660,738</u>
Taxes Applicable to Other Income and Deductions		
Taxes	(5)	(985,838) (C)
Investment Tax Credits	-	(1,871,259)
Total Taxes on Other Income and Deductions	<u>(5)</u>	<u>(2,857,097)</u>
Net Other Income and Deductions	<u>(8)</u>	<u>2,766,570</u>
Interest Charges		
Interest on Long-Term Debt	335	70,702,345 (D)
Amortization of Debt Discount and Expense	14	2,940,774
Amortization of Loss on Reacquired Debt	3	626,896
Other Interest Expense	17	3,509,327
Interest on Debt to Associated Companies	-	5,790
Allow. For Borrowed Funds Used During Construction	-	(445,556)
Net Interest Charges	<u>369</u>	<u>77,339,576</u>
Net Income (Loss)	<u>\$ (6,334)</u>	<u>\$ 219,670,166</u>

NAME OF COMPANY KENTUCKY UTILITIES COMPANY

STATEMENT OF INCOME - FOOTNOTES
FOR THE TWELVE MONTHS ENDED DECEMBER 31, 2014

(A) Income and Other Taxes Without Purchase Accounting	\$ 173,308,911
Amortization of Purchase Accounting Adjustment	59,779
Total for Income and Other Taxes	<u>\$ 173,368,690</u>
(B) Miscellaneous Nonoperating Income Without Purchase Accounting	\$ 876,199
Amortization of Purchase Accounting Adjustment	206,222
Total for Miscellaneous Nonoperating Income	<u>\$ 1,082,421</u>
(C) Taxes Without Purchase Accounting	\$ (1,066,058)
Amortization of Purchase Accounting Adjustment	80,220
Total for Taxes	<u>\$ (985,838)</u>
(D) Interest on Long-Term Debt Without Purchase Accounting	\$ 70,856,019
Amortization of Purchase Accounting Adjustment	(153,674)
Total for Interest on Long-Term Debt	<u>\$ 70,702,345</u>

NAME OF COMPANY KENTUCKY UTILITIES COMPANY

ELECTRIC OPERATING ANALYSIS
FOR THE TWELVE MONTHS ENDED DECEMBER 31, 2014

	Tennessee	Total Company
Revenues		
Residential Sales	\$ 7,665	\$ 631,062,022
Commercial Sales	-	381,624,816
Industrial Sales	-	433,328,131
Public Street and Highway Lighting	-	11,417,588
Other Sales to Public Authorities	-	127,593,749
Total Sales to Ultimate Consumers	7,665	1,585,026,306
Sales for Resale	-	126,825,129
(Less) Provision for Rate Refunds	-	(2,700,607)
Other Operating Revenues	208	28,048,826
Total Operating Revenues	7,873	1,737,199,654
Operating Expenses		
Production		
Fuel	2,693	568,077,779
Electric Power Purchased	512	108,042,627
Operation	326	68,824,587
Maintenance	396	83,598,523
Total Production Expenses	3,927	828,543,516
Transmission		
Operation	98	20,666,418
Maintenance	45	9,426,423
Total Transmission Expenses	143	30,092,841
Distribution		
Operation	114	24,043,856
Maintenance	168	35,438,409
Total Distribution Expenses	282	59,482,265
Administrative and General		
Customer Accounts Expense	158	33,323,354
Customer Service and Information Expense	87	18,364,505
Sales Expense	-	94,091
Administrative and General Salaries	161	33,903,395
Office Supplies and Expenses	35	7,449,885
Outside Services	85	17,999,000
Miscellaneous Other General	207	43,741,542
Total Administrative and General	733	154,875,772
Income and Other Taxes	(135)	173,368,690 (A)
Depreciation Expense	8,880	196,593,944
Gain from Disposition of Allowances	-	(546)
Total Operating Expense	13,830	1,442,956,482
Net Utility Operating Income (Loss)	\$ (5,957)	\$ 294,243,172

NAME OF COMPANY KENTUCKY UTILITIES COMPANY

ELECTRIC OPERATING ANALYSIS - FOOTNOTES
FOR THE TWELVE MONTHS ENDED DECEMBER 31, 2014

(A) Income and Other Taxes Without Purchase Accounting	\$ 173,308,911
Amortization of Purchase Accounting Adjustment	59,779
Total for Income and Other Taxes	<u>\$ 173,368,690</u>

NAME OF COMPANY KENTUCKY UTILITIES COMPANY

ANALYSIS OF BALANCE SHEET ACCOUNTS AS OF DECEMBER 31, 2014

	<u>Tennessee</u>	<u>Total Company</u>
UTILITY PLANT		
Plant Beginning of Period	\$ 366,336	\$ 8,108,605,484
Additions		
Construction	18,959	585,158,563
Reclassifications	-	-
Total Additions	<u>18,959</u>	<u>585,158,563</u>
Deductions		
Retirements	1,439	48,665,470
Transfer/Adjustments	-	(22,609,602)
Total Deductions	<u>1,439</u>	<u>26,055,868</u>
Total Plant End of Period	<u>\$ 383,856</u>	<u>\$ 8,667,708,179</u>

RESERVE FOR DEPRECIATION

Balance Beginning of Period	<u>\$ 273,937</u>	<u>\$ 2,647,410,913</u>
Additions		
Accruals to Reserve	8,880	216,029,371
Transfer/Adjustments	-	970,079
Total Additions	<u>8,880</u>	<u>216,999,450</u>
Deductions		
Retirements	1,439	48,665,470
Transfer/Adjustments	-	-
Removal Costs Net of Salvage	33	16,776,156
Total Deductions	<u>1,472</u>	<u>65,441,626</u>
Balance End of Period	<u>\$ 281,345</u>	<u>\$ 2,798,968,737</u>

RETAINED EARNINGS AND UNDISTRIBUTED EARNINGS OF SUBSIDIARIES

Balance Beginning of Year	\$ 230,346,396 (A)
Additions	
Net Income	219,670,166 (B)
Other	-
Total Additions	<u>219,670,166</u>
Deductions	
Dividends on Common Stock	148,000,000
Dividends on Preferred Stock	-
Preferred Stock Redemption Expense	-
Total Deductions	<u>148,000,000</u>
Balance End of Period	<u>\$ 302,016,562</u>

NAME OF COMPANY KENTUCKY UTILITIES COMPANY

ANALYSIS OF BALANCE SHEET ACCOUNTS AS OF DECEMBER 31, 2014

(A) Retained Earnings Without Purchasing Accounting	\$ 1,657,535,909
Purchase Accounting Adjustments	<u>(1,427,189,513)</u>
Total for Retained Earnings	\$ 230,346,396
 (B) Net Income Without Purchasing Accounting	 \$ 219,450,270
Amortization of Purchase Accounting Adjustments	<u>219,896</u>
Total for Net Income	\$ 219,670,166

NAME OF COMPANY KENTUCKY UTILITIES COMPANY

OPERATING DATA AND STATISTICS - ELECTRIC
 FOR THE TWELVE MONTHS ENDED DECEMBER 31, 2014

	<u>Tennessee</u>	
CUSTOMER SALES	<u>Number of Customers</u>	<u>KWH Sales</u>
Residential	4	104,215
Commercial	-	-
Industrial	-	-
Total	4	104,215

	<u>Tennessee</u>	
KW No. KWHR PRODUCTION - DATA	<u>Capacity</u>	<u>Generated</u>
Type of Plant:		
Hydro		
Steam		
Oil		
Energy Purchased - Net		
Total Purchased and Generated		NONE
Maximum KW Demand		
Minimum KW Demand		

	<u>Tennessee</u>	
RURAL LINES - DATA	<u>Current Month</u>	<u>Year to Date</u>
Number Miles - Beginning of Year		1.99
Number Miles - Constructed During the Year		-
Total Miles Rural Lines - Year End		1.99
Number Customers on Rural Lines		4
Number of Customers Connected		-
Total Customers		4
Rural Customer Revenue		\$ 7,665.03
Approximated Capital Cost Per Mile of Rural Line		\$ 102,753.90

OATH

STATE OF KENTUCKY

COUNTY JEFFERSON

I, the undersigned officer of the above named Respondent, on my oath do say that the report herein contained has been prepared, under my direction, from the original books, papers and records of the said Utility; that I have carefully examined same, and declare the same to be correct, to the best of my knowledge and belief.

Chief Financial Officer (Officer in Charge of Accounts)
Kent W. Blake

Subscribed to and sworn to before me this
day of _____, 2015

Notary Public

My Commission expires

KENTUCKY UTILITIES COMPANY
SUPPLEMENTARY STATEMENT TO
TENNESSEE PUBLIC SERVICE COMMISSION
RE: ALLOCATION OF ELECTRIC OPERATING EXPENSES
YEAR ENDED DECEMBER 31, 2015

Operating Revenues	<u>\$ 7,156</u>
Operating Expenses	
Electric Production	3,338
Electric Transmission	138
Electric Distribution	244
Customer Accounts	137
Customer Service Expense	81
Administrative and General Expenses	533
Provision for Depreciation	8,880
Taxes Assignable to Operations	<u>5</u>
Total Operating Expenses	<u>13,356</u>
Net Utility Operating Income (Loss)	<u><u>\$ (6,200)</u></u>

With the exception of operating revenues, depreciation and direct taxes, the operating results of Kentucky Utilities Company (KU) applicable to the state of Kentucky, Tennessee and Virginia individually cannot be directly determined. Consequently, operating expenses other than depreciation, direct taxes and income tax have been allocated to the operations within the state of Tennessee based on kWh sold in each jurisdiction. Federal income tax attributable to Tennessee operations was determined by applying the effective tax rate to net income as allocated before income tax. None of the allocations are reflected on the books of accounts.

NAME OF COMPANY KENTUCKY UTILITIES COMPANY
 (This form to be made a part of and to be attached to the annual report of the above named company.)

1. Give location of main business office at end of year:

No. One; St. Quality Street; City Lexington; State Kentucky

2. Give the title, name and office address of each general officer of the respondent at the end of the year, and the date when he/she first began to discharge the duties of his office. If there are receivers, trustees or committees in control of the property and operations of the respondent, give also their names and titles, the location of their offices and the date of their appointment.

Title (a)	Names of Officer (b)	Address (c)	Entered Upon Office (d)
Chairman of the Board, Chief Executive Officer and President	Victor A. Staffieri	220 West Main Street, Louisville, KY 402	5/1/2001
General Counsel, Chief Compliance Officer and Corporate Secretary	Gerald A. Reynolds	220 West Main Street, Louisville, KY 402	3/19/2012
Chief Financial Officer	Kent W. Blake	220 West Main Street, Louisville, KY 402	2/1/2012
Chief Operating Officer	Paul W. Thompson	220 West Main Street, Louisville, KY 402	2/18/2013

3. Give the name and address of each director of the respondent at the end of the year and the date when his/her term expires.

Name of Director (a)	Address (b)	Term Expires (c)	Remarks (d)
Victor A. Staffieri	220 West Main Street, Louisville, KY 40202	6/2/2016	
Paul W. Thompson	220 West Main Street, Louisville, KY 40202	6/2/2016	
Kent W. Blake	220 West Main Street, Louisville, KY 40202	6/2/2016	(1)
Vincent Sorgi	2 North Ninth Street, Allentown, PA 18101	6/2/2016	
William H. Spence	2 North Ninth Street, Allentown, PA 18101	6/2/2016	

(1) Kent W. Blake, Chief Financial Officer, was appointed to the Board of Directors effective March 25, 2015.

4. State whether respondent is a corporation, a joint stock company, association, a partnership or an individual: Corporation. If a corporation or association, state:
(a) Date of incorporation, (b) State under laws of which respondent is incorporated and (c) Whether incorporated under a special law

<u>(a)</u>	<u>(b)</u>	<u>(c)</u>
08-17-1912	Kentucky	General
12-01-1991	Virginia	General

5. If during the year the respondent acquired other companies or was reorganized in any respect or merged or consolidated with other companies, give full particulars; also give names of other companies owned, controlled and operated in conjunction with respondent's property.

None

6. Give name of corporation owning, controlling or operating respondent, if any KU is a subsidiary of LG&E and KU Energy LLC, a direct subsidiary of PPL Corporation.

NAME OF COMPANY KENTUCKY UTILITIES COMPANY

BALANCE SHEET AS OF DECEMBER 31, 2015

ASSETS AND OTHER DEBITS

	<u>Amount</u>
UTILITY PLANT	
Utility Plant	\$ 9,082,008,902
(Less) Accumulated Provision for Depreciation	2,849,851,989
Net Utility Plant	6,232,156,913
OTHER PROPERTY AND INVESTMENTS	
Nonutility Property - Less Reserve	971,313
Investment in Subsidiary Companies	250,000
Total Other Property and Investments	1,221,313
CURRENT AND ACCRUED ASSETS	
Cash	7,140,987
Working Funds	61,030
Temporary Cash Investments	4,253,006
Accounts Receivable - Less Provision	125,612,805
Accounts Receivable from Associated Companies	847,986
Fuel	97,051,051
Plant Materials and Operating Supplies	50,554,852
Allowances	140,356
Prepayments	7,513,311
Accrued Utility Revenues	80,083,721
Total Current and Accrued Assets	373,259,105
DEFERRED DEBITS	
Unamortized Debt Expense	17,557,911 (A)
Other Regulatory Assets	382,517,903 (B)
Research, Devel. And Demonstration of Utility Plt.	46,995
Unamortized Loss on Re-Acquired Debt	8,907,228
Accumulated Deferred Income Taxes	372,714,647 (C)
Other Deferred Debits	692,487,353 (D)
Total Deferred Debits	1,474,232,037
TOTAL ASSETS	\$ 8,080,869,368

NAME OF COMPANY KENTUCKY UTILITIES COMPANY

BALANCE SHEET AS OF DECEMBER 31, 2015

LIABILITIES AND OTHER CREDITS

	<u>Amount</u>	
PROPRIETARY CAPITAL		
Common Stock Issued	\$ 308,139,978	
Paid in Capital	2,596,446,834	(E)
(Less) Capital Stock Expense	321,289	
Retained Earnings	382,553,214	(F)
Accumulated Other Comprehensive Income	(287,400)	(G)
Total Proprietary Capital	<u>3,286,531,337</u>	
LONG-TERM DEBT		
Bonds	2,350,779,405	
Other Long-Term Debt	369,516	(H)
(Less) Unamortized Discount on Long-Term Debt - Debit	9,648,803	
Total Long-Term Debt	<u>2,341,500,118</u>	
OTHER NON-CURRENT LIABILITIES		
Accumulated Provision for Injuries and Damages	2,343,040	
Accumulated Provision for Pensions and Benefits	93,702,289	
Asset Retirement Obligations	362,143,424	
Total Other Non-Current Liabilities	<u>458,188,753</u>	
CURRENT AND ACCRUED LIABILITIES		
Notes Payable	47,997,120	
Accounts Payable	108,362,454	
Payables to Associated Companies	39,179,664	
Customer Deposits	26,249,503	
Taxes Accrued	20,427,557	
Interest Accrued	15,760,841	
Tax Collections Payable	3,989,313	
Other Current and Accrued Liabilities	19,107,816	
Derivative Instrument Liabilities-Hedges	-	
Total Current and Accrued Liabilities	<u>281,074,268</u>	
DEFERRED CREDITS		
Customer Advances for Construction	1,968,685	
Accumulated Deferred Investment Tax Credits	93,018,938	
Other Deferred Credits	8,679,929	(I)
Other Regulatory Liabilities	190,748,865	(J)
Accumulated Deferred Income Taxes	1,419,158,475	(K)
Total Deferred Credits	<u>1,713,574,892</u>	
TOTAL LIABILITIES AND STOCKHOLDERS EQUITY	<u><u>\$ 8,080,869,368</u></u>	

NAME OF COMPANY KENTUCKY UTILITIES COMPANY

BALANCE SHEET AS OF DECEMBER 31, 2015

FOOTNOTES TO BALANCE SHEET

(A) Unamortized Debt Expenses Without Purchase Accounting	\$	20,924,669
Purchase Accounting Adjustment		(3,366,758)
Total for Unamortized Debt Expenses	\$	17,557,911
(B) Other Regulatory Assets Without Purchase Accounting	\$	379,151,145
Purchase Accounting Adjustment		3,366,758
Total for Other Regulatory Assets	\$	382,517,903
(C) Accumulated Deferred Income Taxes Without Purchase Accounting	\$	358,038,656
Purchase Accounting Adjustment		14,675,991
Total for Accumulated Deferred Income Taxes	\$	372,714,647
(D) Other Deferred Debits Without Purchase Accounting	\$	47,725,017
Purchase Accounting Adjustment		644,762,336
Total for Other Deferred Debits	\$	692,487,353
(E) Paid-In Capital Without Purchase Accounting	\$	563,858,083
Purchase Accounting Adjustment		2,032,588,751
Total for Paid-In Capital	\$	2,596,446,834
(F) Retained Earnings Without Purchase Accounting	\$	1,809,303,187
Purchase Accounting Adjustment		(1,426,749,973)
Total for Retained Earnings	\$	382,553,214
(G) Accumulated Other Comprehensive Income Without Purchase Accounting	\$	(1,627,215)
Purchase Accounting Adjustment		1,339,815
Total for Accumulated Other Comprehensive Income	\$	(287,400)
(H) Other Long-Term Debt Without Purchase Accounting	\$	-
Purchase Accounting Adjustment		369,516
Total for Other Long-Term Debt	\$	369,516
(I) Other Deferred Credits Without Purchase Accounting	\$	8,679,929
Purchase Accounting Adjustment		-
Total for Other Deferred Credits	\$	8,679,929
(J) Other Regulatory Liabilities Without Purchase Accounting	\$	153,390,896
Purchase Accounting Adjustment		37,357,969
Total for Other Regulatory Liabilities	\$	190,748,865
(K) Accumulated Deferred Income Taxes Without Purchase Accounting	\$	1,404,626,225
Purchase Accounting Adjustment - Power Purchase Contract		14,532,250
Total for Accumulated Deferred Income Taxes	\$	1,419,158,475

NAME OF COMPANY KENTUCKY UTILITIES COMPANYSTATEMENT OF INCOME
FOR THE TWELVE MONTHS ENDED DECEMBER 31, 2015

	<u>Tennessee</u>	<u>Total Company</u>
Utility Operating Income		
Operating Revenues	<u>\$ 7,156</u>	<u>\$ 1,729,060,333</u>
Operating Expenses		
Operating and Maintenance Expense	4,471	1,016,890,390
Depreciation Expense	8,880	220,135,572
Regulatory Credits	-	-
Income and Other Taxes	5	181,388,598 (A)
Gain from Disposition of Allowances	-	(156)
Accretion Expense	-	-
Total Utility Operating Expenses	<u>13,356</u>	<u>1,418,414,404</u>
Net Utility Operating Income (Loss)	<u>(6,200)</u>	<u>310,645,929</u>
Other Income and Deductions		
Other Income		
Revenues from Merchandising, Jobbing and Contract Work	-	12,209
Revenues From Nonutility Operations	-	7,321
Dividend Income	-	46,369
Interest Income	-	77,865
Allow. For Funds Used During Construction	-	1,975,811
Miscellaneous Nonoperating Income	-	2,179,817 (B)
Gain on Disposition of Property	-	51,682
Total Other Income	<u>-</u>	<u>4,351,074</u>
Other Income Deductions		
Miscellaneous Income Deductions	11	2,538,783
Total Other Income Deductions	<u>11</u>	<u>2,538,783</u>
Taxes Applicable to Other Income and Deductions		
Taxes	(4)	(1,115,770) (C)
Investment Tax Credits	-	(1,846,202)
Total Taxes on Other Income and Deductions	<u>(4)</u>	<u>(2,961,972)</u>
Net Other Income and Deductions	<u>(7)</u>	<u>4,774,263</u>
Interest Charges		
Interest on Long-Term Debt	333	75,653,843 (D)
Amortization of Debt Discount and Expense	13	2,958,222
Amortization of Loss on Reacquired Debt	3	683,508
Other Interest Expense	15	3,307,390
Interest on Debt to Associated Companies	-	1,170
Allow. For Borrowed Funds Used During Construction	-	(720,594)
Net Interest Charges	<u>364</u>	<u>81,883,539</u>
Net Income (Loss)	<u>\$ (6,571)</u>	<u>\$ 233,536,653</u>

NAME OF COMPANY KENTUCKY UTILITIES COMPANY

STATEMENT OF INCOME - FOOTNOTES
 FOR THE TWELVE MONTHS ENDED DECEMBER 31, 2015

(A) Income and Other Taxes Without Purchase Accounting	\$	181,328,979
Amortization of Purchase Accounting Adjustment		59,619
Total for Income and Other Taxes	\$	181,388,598
 (B) Miscellaneous Nonoperating Income Without Purchase Accounting	 \$	 1,973,595
Amortization of Purchase Accounting Adjustment		206,222
Total for Miscellaneous Nonoperating Income	\$	2,179,817
 (C) Taxes Without Purchase Accounting	 \$	 (1,195,991)
Amortization of Purchase Accounting Adjustment		80,221
Total for Taxes	\$	(1,115,770)
 (D) Interest on Long-Term Debt Without Purchase Accounting	 \$	 75,807,104
Amortization of Purchase Accounting Adjustment		(153,261)
Total for Interest on Long-Term Debt	\$	75,653,843

NAME OF COMPANY KENTUCKY UTILITIES COMPANY

ELECTRIC OPERATING ANALYSIS
FOR THE TWELVE MONTHS ENDED DECEMBER 31, 2015

	<u>Tennessee</u>	<u>Total Company</u>
Revenues		
Residential Sales	\$ 7,098	\$ 611,903,176
Commercial Sales	-	379,981,601
Industrial Sales	-	429,469,775
Public Street and Highway Lighting	-	11,659,583
Other Sales to Public Authorities	-	128,411,369
Total Sales to Ultimate Consumers	<u>7,098</u>	<u>1,561,425,504</u>
Sales for Resale	-	143,406,275
(Less) Provision for Rate Refunds	-	(3,840,132)
Other Operating Revenues	<u>58</u>	<u>28,068,686</u>
Total Operating Revenues	<u>7,156</u>	<u>1,729,060,333</u>
Operating Expenses		
Production		
Fuel	2,378	540,902,679
Electric Power Purchased	229	52,003,009
Operation	344	78,135,822
Maintenance	387	87,940,749
Total Production Expenses	<u>3,338</u>	<u>758,982,259</u>
Transmission		
Operation	97	22,130,843
Maintenance	41	9,343,976
Total Transmission Expenses	<u>138</u>	<u>31,474,819</u>
Distribution		
Operation	96	21,925,634
Maintenance	148	33,698,425
Total Distribution Expenses	<u>244</u>	<u>55,624,059</u>
Administrative and General		
Customer Accounts Expense	137	31,121,050
Customer Service and Information Expense	81	18,532,443
Sales Expense	1	307,100
Administrative and General Salaries	159	36,079,107
Office Supplies and Expenses	33	7,461,032
Outside Services	86	19,603,597
Miscellaneous Other General	254	57,704,924
Total Administrative and General	<u>751</u>	<u>170,809,253</u>
Income and Other Taxes	5	181,388,598 (A)
Depreciation Expense	8,880	220,135,572
Gain from Disposition of Allowances	<u>-</u>	<u>(156)</u>
Total Operating Expense	<u>13,356</u>	<u>1,418,414,404</u>
Net Utility Operating Income (Loss)	<u>\$ (6,200)</u>	<u>\$ 310,645,929</u>

NAME OF COMPANY KENTUCKY UTILITIES COMPANY

ELECTRIC OPERATING ANALYSIS - FOOTNOTES
FOR THE TWELVE MONTHS ENDED DECEMBER 31, 2015

(A) Income and Other Taxes Without Purchase Accounting	\$	181,328,979
Amortization of Purchase Accounting Adjustment		59,619
Total for Income and Other Taxes	\$	<u>181,388,598</u>

NAME OF COMPANY KENTUCKY UTILITIES COMPANY

ANALYSIS OF BALANCE SHEET ACCOUNTS AS OF DECEMBER 31, 2015

	<u>Tennessee</u>	<u>Total Company</u>
UTILITY PLANT		
Plant Beginning of Period	\$ 383,856	\$ 8,667,708,179
Additions		
Construction	9,118	446,081,463
Reclassifications	-	-
Total Additions	<u>9,118</u>	<u>446,081,463</u>
Deductions		
Retirements	14,957	188,831,193
Transfer/Adjustments	<u>(3,087)</u>	<u>(157,050,453)</u>
Total Deductions	<u>11,870</u>	<u>31,780,740</u>
Total Plant End of Period	<u>\$ 381,104</u>	<u>\$ 9,082,008,902</u>

RESERVE FOR DEPRECIATION

Balance Beginning of Period	<u>\$ 281,345</u>	<u>\$ 2,798,968,737</u>
Additions		
Accruals to Reserve	8,898	262,211,695
Transfer/Adjustments	-	491,719
Total Additions	<u>8,898</u>	<u>262,703,414</u>
Deductions		
Retirements	14,957	188,831,193
Transfer/Adjustments	(837)	-
Removal Costs Net of Salvage	<u>3,956</u>	<u>22,988,969</u>
Total Deductions	<u>18,076</u>	<u>211,820,162</u>
Balance End of Period	<u>\$ 272,167</u>	<u>\$ 2,849,851,989</u>

RETAINED EARNINGS AND UNDISTRIBUTED EARNINGS OF SUBSIDIARIES

Balance Beginning of Year	\$ 302,016,562
Additions	
Net Income	233,536,653 (A)
Other	(1)
Total Additions	<u>233,536,652</u>
Deductions	
Dividends on Common Stock	153,000,000
Dividends on Preferred Stock	-
Preferred Stock Redemption Expense	-
Total Deductions	<u>153,000,000</u>
Balance End of Period	<u>\$ 382,553,214 (B)</u>

NAME OF COMPANY KENTUCKY UTILITIES COMPANY

ANALYSIS OF BALANCE SHEET ACCOUNTS AS OF DECEMBER 31, 2015

(A) Net Income Without Purchasing Accounting	\$ 233,317,008
Amortization of Purchase Accounting Adjustments	<u>219,645</u>
Total for Net Income	\$ 233,536,653
 (B) Retained Earnings Without Purchasing Accounting	 \$ 1,809,303,187
Purchase Accounting Adjustments	<u>(1,426,749,973)</u>
Total for Retained Earnings	\$ 382,553,214

NAME OF COMPANY KENTUCKY UTILITIES COMPANY

OPERATING DATA AND STATISTICS - ELECTRIC
 FOR THE TWELVE MONTHS ENDED DECEMBER 31, 2015

	<u>Tennessee</u>	
CUSTOMER SALES	<u>Number of Customers</u>	<u>KWH Sales</u>
Residential	4	95,898
Commercial	-	-
Industrial	-	-
Total	4	95,898

	<u>Tennessee</u>	
KW No. KWHR PRODUCTION - DATA	<u>Capacity</u>	<u>Generated</u>
Type of Plant:		
Hydro		
Steam		
Oil		
Energy Purchased - Net		
Total Purchased and Generated		NONE
Maximum KW Demand		
Minimum KW Demand		

	<u>Tennessee</u>	
RURAL LINES - DATA	<u>Current Month</u>	<u>Year to Date</u>
Number Miles - Beginning of Year		1.99
Number Miles - Constructed During the Year		-
Total Miles Rural Lines - Year End		1.99
Number Customers on Rural Lines		4
Number of Customers Connected		-
Total Customers		4
Rural Customer Revenue		\$ 7,098.38
Approximated Capital Cost Per Mile of Rural Line		\$ 102,753.90

OATH

STATE OF KENTUCKY

COUNTY JEFFERSON

I, the undersigned officer of the above named Respondent, on my oath do say that the report herein contained has been prepared, under my direction, from the original books, papers and records of the said Utility; that I have carefully examined same, and declare the same to be correct, to the best of my knowledge and belief.

Chief Financial Officer (Officer in Charge of Accounts)
Kent W. Blake

Subscribed to and sworn to before me this
day of _____, 2016

Notary Public

My Commission expires

<u>Title of Schedule</u>	<u>Reference Page No.</u>	<u>Remarks</u>
Production Fuel and Oil Stocks	VASCC C	Kentucky Utilities Company
Particulars Concerning Certain other Income Accounts	VASCC L	Kentucky Utilities Company
Construction Work in Progress and Completed Construction - Not Classified - Electric	VASCC O - O-9	Kentucky Utilities Company
Sales to Railroads and Railways and Interdepartmental Sales	VASCC P	Kentucky Utilities Company
Rent from Electric Property and Interdepartmental Rents	VASCC P	Kentucky Utilities Company
Sales of Water and Water Power	VASCC Q	Kentucky Utilities Company
Miscellaneous Service Revenues and Other Electric Revenues	VASCC Q	Kentucky Utilities Company
Electric Plant in Service	VASCC 204 - 207	Virginia Only
Electric Operating Revenues Commonwealth of Virginia	VASCC 300 - 301	Virginia Only
Electric Operating Revenues - Virginia State Corporation Commission Jurisdiction Only	VAJUR 300 - 301	VASCC Juris Only

PRODUCTION FUEL AND OIL STOCKS (Included in Account 151)

<p>1. Report below the information called for concerning production fuel and oil stocks.</p> <p>2. Show quantities in tons of 2000 lb. Barrels (42 gals.), or Mcf., whichever unit of quantity is applicable.</p>	<p>3. Each kind of coal or oil should be shown separately.</p> <p>4. If the respondent obtained any of its fuel from its own coal mines or oil or gas lands or leases or from affiliated companies, a statement should be submitted showing the quantity</p>	<p>of such fuel so obtained, the quantity used and quantity on hand, and cost of the fuel classified as to the nature of the costs and expenses incurred with appropriate adjustment for the inventories at beginning and end of year.</p>
---	--	--

Name of Respondent:
KENTUCKY UTILITIES COMPANY

This report is:
(1) An Original
(2) A Resubmission

Date of Report:
(Mo, Da, Yr)

Year of Report
December 31, 2014

Line No.	Item (a)	KINDS OF FUEL AND OIL							
		Total Cost (b)	COAL		OIL		GAS		
			Quantity (c)	Cost (d)	Quantity (e)	Cost (f)	Quantity (g)	Cost (h)	
1	On hand beginning of year	\$ 77,808,312	1,311,930	\$ 69,715,177	73,412	\$ 8,037,615	11,534	\$ 55,520	
2	Received during year	\$ 597,773,444	9,371,069	\$ 511,812,163	76,610	\$ 8,519,617	11,982,962	\$ 77,441,664	
3	TOTAL	\$ 675,581,756	10,682,999	\$ 581,527,340	150,022	\$ 16,557,232	11,994,496	\$ 77,497,184	
4	Used during year (specify departments)								
5	Electric	\$ 577,264,928	9,163,241	\$ 491,858,919	71,807	\$ 7,954,216	11,982,030	\$ 77,451,793	
6									
7									
8									
9									
10									
11	Sold or transferred	\$ (965,228)	(164,501)	\$ (965,228)	-	\$ -	-	\$ -	
12	TOTAL DISPOSED OF								
13	BALANCE END OF YEAR	\$ 99,282,056	1,684,259	\$ 90,633,649	78,215	\$ 8,603,015	12,466	\$ 45,391	

Line No.	Item (i)	Total Coal Cost	KINDS OF FUEL AND OIL - Continued							
			High Sulfur	Low Sulfur	PRB	Total	High Sulfur	Low Sulfur		PRB
			Cost (j)	Cost (k)	Cost (l)	Quantity (m)	Quantity (n)	Quantity (o)		Quantity (p)
14	On hand beginning of year	\$ 69,715,177	\$ 62,294,749	\$ 5,745,400	\$ 1,675,028	1,311,930	1,171,642	95,810	44,478	
15	Received during year	\$ 511,812,163	\$ 461,662,300	\$ 31,620,372	\$ 18,529,491	9,371,069	8,335,389	577,084	458,596	
16	TOTAL	\$ 581,527,340	\$ 523,957,049	\$ 37,365,772	\$ 20,204,519	10,682,999	9,507,031	672,894	503,074	
17	Used during year (specify departments)									
18	Electric	\$ 491,858,919	\$ 446,945,693	\$ 30,359,835	\$ 14,553,391	9,163,241	8,237,721	556,740	368,780	
19										
20										
21										
22										
23										
24	Sold or transferred	\$ (965,228)	\$ (1,621,210)	\$ -	\$ 655,982	(164,501)	(175,557)	1,145	9,911	
25	TOTAL DISPOSED OF									
26	BALANCE END OF YEAR	\$ 90,633,649	\$ 78,632,566	\$ 7,005,937	\$ 4,995,146	1,684,259	1,444,867	115,009	124,383	

Name of Respondent	This report is:	Date of Report	Year of Report
KENTUCKY UTILITIES COMPANY	(1) <input checked="" type="checkbox"/> An Original (2) <input type="checkbox"/> A Resubmission	(Mo, Da, Yr)	December 31, 2014

PARTICULARS CONCERNING CERTAIN OTHER INCOME ACCOUNTS

- Report in this schedule the information specified in the instructions below for the respective other income accounts. Provide a conspicuous subheading for each account and show a total for the account. Additional columns may be added for any account if deemed necessary.
- Merchandising, Jobbing and Contract Work (Accounts 415-416)- Describe the general nature of merchandising, jobbing and contract activities. Show revenues by class of activity, operating expenses classified as to operation, maintenance, depreciation, rents, and net income before taxes. Give the bases of any allocations of expenses between utility and merchandising, jobbing and contract work activities.
- Nonutility Operations (Accounts 417 and 417.1)-Describe each nonutility operation and show revenues, operating expenses classified as to operation, maintenance, depreciation, rents, amortization and net income before taxes, from the operation. Give the bases of any allocations of expenses between utility and nonutility operations. The book cost of property classified as nonutility operations should be included in Account 121.
- Nonoperating Rental Income (Account 418)-For each major item of miscellaneous property included in Account 121, Nonutility Property, which is not used in operations for which income is included in Account 417, but which is leased or rented to others, give name of lessee, brief description of property, effective date and expiration date of lease, amount of rent revenues, operating expenses classified as to operation, maintenances, depreciation, rents, amortization, and net income before taxes, from the rentals. If the property is leased on a basis other than that of a fixed annual rental, state the method of determining the rental. Minor items may be grouped by classes, but the number of items so grouped should be shown. Designate any leases which are associated companies.
- Interest and Dividend Income (Account 419)-Report interest and dividend income, before taxes, identified as to the asset account or group of accounts in which are included the assets from which the interest of dividend income was derived. Income derived from Investments, Accounts 123, 124, and 136 may be shown in total. Income from sinking and other funds should be identified with the related special funds. Show also expenses, included in Account 419 as required by the uniform system of accounts.
- Miscellaneous Nonoperating Income (Account 421)-Give the nature and source of each miscellaneous nonoperating income, and expense and the amount thereof for the year. Minor items may be grouped by classes.

Line No.	Item (a)	Amounts (b)
1	Account 415 - Revenue from Merchandising, Jobbing & Contract Work	
2	Merchandise Sales	\$ 34,253
3	Total Account 415	\$ 34,253
4		
5	Account 416 - Cost and Expenses of Merchandising, Jobbing & Contract Work	
6	Merchandise Cost of Sales	\$ (8,305)
7	Total Account 416	\$ (8,305)
8		
9	Account 417 - Nonutility Operations	
10	Revenues from Nonutility Operations	\$ 28,869
11	Property Insurance	\$ -
12	Total Account 417	\$ 28,869
13		
14	Account 418 - Nonoperating Rental Income	
15	Total Rent Revenues	\$ -
16	Operating Expenses	\$ -
17	Operation	\$ -
18	Maintenance	\$ -
19	Depreciation	\$ -
20	Total	\$ -
21	Net Income Before Taxes	\$ -
22	Total Account 418	\$ -
23		
24	Account 419 - Interest and Dividend Income	
25	Interest from Associated Companies	\$ 5,761
26	Dividends - Non Associated Company	\$ -
27	Interest from Other Loans & Receivables	\$ 23,220
28	Interest Income from Federal Tax Payment	\$ -
29	Dividends from Investments	\$ 5,083
30	Total Account 419	\$ 34,064
31		
32	Account 421 - Miscellaneous Nonoperating Income	
33	Miscellaneous Nonoperating Income	\$ 761,926
34	Key Man Life Insurance	\$ 320,495
35	Total Account 421	\$ 1,082,421
36		
37	Total Other Income	\$ 1,171,302

Name of Respondent KENTUCKY UTILITIES COMPANY		This report is: (1) <input checked="" type="checkbox"/> An Original (2) <input type="checkbox"/> A Resubmission		Date of Report (Mo, Da, Yr)	Year of Report December 31, 2014
CONSTRUCTION WORK IN PROGRESS AND COMPLETED CONSTRUCTION NOT CLASSIFIED -ELECTRIC (Accounts 107 and 106)					
<p>1. Report below descriptions and balances at end of year of projects in process of construction and completed construction not classified for projects actually in service. For any substantial amounts of completed construction not classified for plant actually in service explain the circumstances which have prevented final classification of such amounts to prescribed primary accounts for plant in service.</p> <p>2. The information specified by this schedule for Account 106,</p>		<p>Completed construction Not Classified-Electric, shall be furnished even though this account is included in the schedule, Electric Plant in Service, pages 401-403, according to a tentative classification by primary accounts.</p> <p>3. Show items relating to "research and development" projects last under a caption Research and Development: (See account 107, Uniform System of Accounts).</p> <p>4. Minor projects may be grouped.</p>			
Line No.	Description of Project (a)	Construction Work in Progress-Electric (Account 107) (b)	Completed Construction Not Classified-Electric (Account 106) (c)	Estimated Additional Cost of Project (d)	
1	STEAM PRODUCTION				
2	GH1 FABRIC FILTER	\$ 133,233,402	\$ -	\$ 36,992,029	
3	GH2 FABRIC FILTER	\$ 78,416,886	\$ -	\$ 58,380,992	
4	BR3 FABRIC FILTER	\$ 58,345,217	\$ -	\$ 33,332,537	
5	BROWN LANDFILL PHASE I	\$ 55,490,185	\$ -	\$ 52,826,815	
6	GH3 FABRIC FILTER	\$ 17,063,864	\$ 153,251,327	\$ 5,827,687	
7	TC CCP LANDFILL PHASE 1 RAVINE-KU	\$ 10,881,108	\$ -	\$ 23,042,659	
8	TC2 DRY SORBENT INJECTION SYSTEM	\$ 3,917,974	\$ -	\$ 94,766	
9	GHENT ASH POND/LANDFILL	\$ 3,415,669	\$ 313,156,149	\$ 13,181,652	
10	GHENT LANDFILL PHASE IB	\$ 3,298,843	\$ -	\$ 6,718,273	
11	BROWN ASH POND PHASE II	\$ 2,724,909	\$ 16,710,060	\$ 233,547	
12	BR1&2 MERCURY MITIGATION SYSTEM	\$ 2,372,494	\$ -	\$ 404,696	
13	BR1 COOLING TOWER REBUILD	\$ 1,308,694	\$ -	\$ 1,960,589	
14	GH4 FABRIC FILTER	\$ -	\$ 137,322,835	\$ 17,843,293	
15	TC2 CAPITAL SPARES - KU	\$ -	\$ 9,774,514	\$ 36,030	
16	TRIMBLE COUNTY UNIT #2	\$ -	\$ 8,444,641	\$ -	
17	GH4 BURNER REPLACEMENT	\$ -	\$ 6,176,460	\$ 1,808,622	
18	TC CCP RIVER FLY ASH BARGE-KU	\$ (85,597)	\$ 4,279,420	\$ 117,177	
19	TC2 AQCS - KU	\$ (946,886)	\$ 2,347,183	\$ -	
20	GH4 CYBER SECURITY	\$ -	\$ 2,189,074	\$ 121,726	
21	GH4 G FEEDWATER HEATER REPLACEMENT	\$ -	\$ 1,223,859	\$ 186,141	
22	GH4 WATERWALL TUBE REPLACEMENT	\$ -	\$ 1,177,454	\$ 314,550	
23	TC2 KU SCR LAYER 1 REPLACEMENT	\$ -	\$ 1,151,956	\$ 1,198,664	
24	BR WINDOWS SOFTWARE UPGRADE	\$ -	\$ 1,044,460	\$ -	
25	STEAM PRODUCTION - MINOR PROJECTS	\$ 9,818,750	\$ 17,579,889	\$ 26,554,895	
26					
27	HYDRAULIC POWER				
28	DIX1 OVERHAUL	\$ -	\$ 4,882,005	\$ 325,472	
29	HYDRAULIC POWER - MINOR PROJECTS	\$ 236,093	\$ 259,642	\$ 387,545	
30					
31	OTHER PRODUCTION				
32	CANE RUN UNIT #7 CCGT	\$ 401,220,573	\$ -	\$ 49,884,180	
33	CR7 CAPITAL SPARES	\$ 1,393,110	\$ -	\$ 4,066,890	
34	BRCT9 PARTS RECONDITIONING	\$ 1,360,638	\$ -	\$ 1,781,362	
35	BRCT10 HOT GAS PATH REPLACEMENT	\$ 1,084,252	\$ -	\$ 6,390,748	
36	BRCT GT24 FUEL FLEXIBILITY KU	\$ -	\$ 1,027,595	\$ -	
37	OTHER PRODUCTION - MINOR PROJECTS	\$ 1,738,064	\$ 2,244,882	\$ 1,218,140	
38					
39	TRANSMISSION				
40	PRIORITY REPLACE TRANSMISSION LINES - KU	\$ 14,401,186	\$ 3,081,231	\$ -	
41	MATANZAS SUBSTATION UPGRADE	\$ 12,670,899	\$ 41,390	\$ 1,487,503	
42	TOTAL	\$ 880,068,809	\$ 767,401,289	\$ 384,119,634	

Name of Respondent KENTUCKY UTILITIES COMPANY		This report is: (1) <input checked="" type="checkbox"/> An Original (2) <input type="checkbox"/> A Resubmission		Date of Report (Mo, Da, Yr)	Year of Report December 31, 2014
CONSTRUCTION WORK IN PROGRESS AND COMPLETED CONSTRUCTION NOT CLASSIFIED -ELECTRIC (Accounts 107 and 106)					
1. Report below descriptions and balances at end of year of projects in process of construction and completed construction not classified for projects actually in service. For any substantial amounts of completed construction not classified for plant actually in service explain the circumstances which have prevented final classification of such amounts to prescribed primary accounts for plant in service. 2. The information specified by this schedule for Account 106,		Completed construction Not Classified-Electric, shall be furnished even though this account is included in the schedule, Electric Plant in Service, pages 401-403, according to a tentative classification by primary accounts. 3. Show items relating to "research and development" projects last under a caption Research and Development: (See account 107, Uniform System of Accounts). 4. Minor projects may be grouped.			
Line No.	Description of Project (a)	Construction Work in Progress-Electric (Account 107) (b)	Completed Construction Not Classified-Electric (Account 106) (c)	Estimated Additional Cost of Project (d)	
1	NERCALRT-EARLINGTON NORTH-LIVINGSTON	\$ 2,699,427	\$ -	\$ 1,103,270	
2	BREAKER REPLACEMENTS	\$ 1,495,559	\$ 316,839	\$ -	
3	NERCALRT-CARROLTON - EAST FRANKFORT	\$ 1,362,787	\$ -	\$ 638,791	
4	UPGRADE-ALCALDE-ELIHU LINE	\$ 1,287,087	\$ -	\$ 529,975	
5	NERCALRT-LAKE REBA-DELVINTA	\$ 1,123,290	\$ -	\$ 679,630	
6	TRANSMISSION SYSTEM PROACTIVE REPLACEMENTS	\$ 1,063,692	\$ 201,079	\$ -	
7	PARIS-MISSERSBURG HIGHWAY RELOCATION	\$ 1,052,446	\$ -	\$ 291,555	
8	UPGRADE-VIRGINIA CITY-ST PAUL	\$ 31,319	\$ 1,225,268	\$ 334,538	
9	NERCALRT-LEBANON-BONNIEVILLE	\$ -	\$ 2,269,400	\$ 1,289,643	
10	NERCALRT-EAST FRANKFORT-WEST FRANKFORT 138KV	\$ -	\$ 2,091,104	\$ 1,917,826	
11	161/138kV SPARE TRANSFORMER	\$ -	\$ 1,464,516	\$ 68,005	
12	161/69kV SPARE TRANSFORMER	\$ -	\$ 1,460,795	\$ 176,446	
13	NERCALRT-INNOVATION DRIVE-ADAMS	\$ -	\$ 1,092,745	\$ 1,056,945	
14	STORM DAMAGE TRANSMISSION LINE	\$ 974,661	\$ 521,550	\$ -	
15	TRANSMISSION - MINOR PROJECTS	\$ 7,964,624	\$ 7,788,931	\$ 8,454,931	
16					
17	DISTRIBUTION				
18	POLE INSPECTION AND REPLACEMENT - LONDON	\$ 1,913,506	\$ -	\$ 130,752	
19	DSP UK WEST SUBSTATION ADDITION	\$ 1,626,051	\$ 33,577	\$ 68,812	
20	POLE INSPECTION AND REPLACEMENT - EARLINGTON	\$ 1,474,543	\$ -	\$ 83,146	
21	GHENT ASH POND/LANDFILL	\$ 15,615	\$ 1,547,249	\$ -	
22	POLE REPLACEMENT	\$ -	\$ 1,886,521	\$ -	
23	HUME ROAD SUBSTATION CIRCUITS	\$ -	\$ 1,813,798	\$ 985,180	
24	DISTRIBUTION LINE TRANSFORMERS	\$ -	\$ 1,617,600	\$ -	
25	NEW BUSINESS ELECTRIC SERVICE UNDERGROUND	\$ -	\$ 1,201,684	\$ -	
26	REPLACE DEFECTIVE OVERHEAD LINES	\$ -	\$ 1,131,906	\$ -	
27	DISTRIBUTION - MINOR PROJECTS	\$ 19,874,517	\$ 34,604,545	\$ 10,894,787	
28					
29	GENERAL PLANT				
30	WORK MANAGEMENT SYSTEM REPLACEMENT	\$ 2,360,151	\$ -	\$ 42,852	
31	ENTERPRISE INFORMATION MANAGEMENT	\$ 1,615,586	\$ -	\$ 388,328	
32	PEOPLESOFT TIMEKEEPING UPGRADE	\$ 1,427,010	\$ -	\$ 52,015	
33	UNIFIED COMMUNICATIONS & COLLABORATION	\$ 1,121,799	\$ -	\$ -	
34	MICROWAVE BACKBONE RENOVATION	\$ -	\$ 7,016,905	\$ 232,477	
35	MOBILE AUTO DISPATCH	\$ -	\$ 3,662,158	\$ -	
36	VOIP CAMPUS UPGRADE	\$ -	\$ 1,921,566	\$ -	
37	GENERAL PLANT - MINOR PROJECTS	\$ 16,224,812	\$ 5,165,527	\$ 7,980,550	
38					
39					
40					
41					
42	TOTAL	\$ 880,068,809	\$ 767,401,289	\$ 384,119,634	

Name of Respondent KENTUCKY UTILITIES COMPANY	This report is: (1) <input checked="" type="checkbox"/> An Original (2) <input type="checkbox"/> A Resubmission	Date of Report (Mo, Da, Yr) December 31, 2014	Year of Report December 31, 2014
--	---	---	-------------------------------------

SALES TO RAILROADS AND RAILWAYS AND INTERNATIONAL SALES

1. Report particulars concerning sales included in Accounts 446 and 448.
2. For Sales to Railroads and Railways, Account 446, give name of railroad or railway in addition to other required information. If contract covers several points of delivery and small amounts of electricity are delivered at each point, such sales may be grouped.
3. For Interdepartmental Sales, Account 448, give name of other department and basis of charge to other department in addition to other required information.
4. Designate associated Companies.
5. Provide subheading and total for each account.

Line No.	Item (a)	Point of Delivery (b)	Kilowatt-hours (c)	Revenue (d)	Revenue Per KWH (e)
1	NONE				
2					
3					
4					
5					
6					
7					
8					
9					
10					
11					
12					
13					
14					
15					
16					
17					
18					
19					
20					

RENT FROM ELECTRIC PROPERTY AND INTERDEPARTMENTAL RENTS (Accounts 454, 455)

1. Report particulars concerning rents received included in Accounts 454 and 455.
2. Minor rents may be grouped by classes.
3. If rents are included which were arrived at under an arrangement for apportioning expenses of a joint facility, whereby the amount included in this account represents profit or return on property, depreciation, and taxes, give particulars and the basis of apportionment of such charges to Account 454 or 455.
4. Designate if lessee is an associated company.
5. Provide a subheading and total for each account.

Line No.	Name of Lessee or Department (a)	Description of Property (b)	Amount of revenue for year (c)
21	Account 454:		
22	Comcast Cable Co.	Pole Attachments	\$ 176,716
23	Time Warner	Pole Attachments	\$ 1,034,645
24	Minor Items (52 Items less than 5% each)	Pole Attachments	\$ 471,851
25			
26	Corning Inc	Facility Charges	\$ 410,840
27	UVAW	Facility Charges	\$ 145,628
28	Minor Items (6,145 Items less than 5%)	Facility Charges	\$ 1,135,954
29			
30	Louisville Gas & Electric Company/LG&E		
31	and KU Capital LLC	Joint Use Asset Rental	\$ 110,316
32			
33	PPL Services Corporation	Data Center	\$ 217,593
34			
35	Total Account 454		\$ 3,703,543

Name of Respondent		This report is:	Date of Report	Year of Report
KENTUCKY UTILITIES COMPANY		(1) <input checked="" type="checkbox"/> An Original (2) <input type="checkbox"/> A Resubmission	(Mo, Da, Yr)	December 31, 2014
SALES OF WATER AND WATER POWER (Account 453)				
1. Report below the information called for concerning revenues derived during the year from sales to others of water or water power.		2. In column (c) show the name of the power development of the respondent supplying the water or water power sold. 3. Designate associated companies.		
Line No.	Name of purchaser (a)	Purpose for which water was used (b)	Power plant development supplying water or water power (c)	Amount of revenue for year (d)
1	NONE			
2				
3				
4				
5				
6				
7				
8				
9				
10		TOTAL		
MISCELLANEOUS SERVICE REVENUES AND OTHER ELECTRIC REVENUES (Accounts 451, 456)				
1. Report particulars concerning miscellaneous service revenues and other electric revenues derived from electric utility operations during year. Report separately in this schedule the total revenues from operation of fish and wildlife and recreation facilities, regardless of whether such facilities are operated by company or by contract concessionaires.		Provide a subheading and total for each account. For account 456, list first revenues realized through Research and Development ventures, see account 456. 2. Designate associated companies. 3. Minor items may be grouped by classes.		
Line No.	Name of company and description of service (a)	Amount of revenue for year (b)		
11	Account 451			
12	Miscellaneous Service Revenues			
13	Fees for Changing, Connecting, and Disconnecting Services	\$	2,178,769	
14	Total Account 451	\$	2,178,769	
15				
16	Account 456			
17	Other Electric Revenues			
18	Power Transmission Charges	\$	17,580,812	
19	Excess Facilities Charges	\$	31,752	
20	Return Check Charge	\$	153,158	
21	Forfeiture of Refundable Cash Advance for Construction	\$	500,384	
22	Sales Tax Collection Fee	\$	869	
23	Sales of Material and Supplies	\$	1,028	
24	Total Account 456	\$	18,268,003	
25				
26	TOTAL	\$	20,446,772	

Name of Respondent KENTUCKY UTILITIES COMPANY*	This report is: (1) <input checked="" type="checkbox"/> An Original (2) <input type="checkbox"/> A Resubmission	Date of Report (Mo, Da, Yr) December 31, 2014	Year of Report December 31, 2014
---	---	---	-------------------------------------

ELECTRIC PLANT IN SERVICE (ACCOUNTS 101, 102, 103, AND 106)

- | | |
|--|--|
| <p>1. Report below the original cost of electric plant in service according to the prescribed accounts.</p> <p>2. In addition to the Account 101, Electric Plant in Service (Classified), this page and the next include Account 102, Electric Plant Purchased or Sold; Account 103, Experimental Electric Plant Unclassified; and Account 106, Completed Construction Not Classified - Electric.</p> <p>3. Include in column (c) or (d), as appropriate, corrections of additions and retirements for the current or proceeding year.</p> <p>4. Enclose in parentheses credit adjustments or plant accounts to indicate the negative effect of such accounts.</p> | <p>5. Classify Account 106 according to prescribed accounts, on an estimated basis if necessary, and include the entries in column (c). Also to be included in column (c) are entries for reversals of tentative distributions of prior year reported in column (b). Likewise, if the respondent has a significant amount of plant retirements which have not been classified to primary accounts at the end of the year, include in column (d) a tentative distribution of such retirements, on an estimated basis, with appropriate contra entries to the account for accumulated depreciation provision. Include also in column (d) reversals of tentative distribution of prior year classified retirements. Attach supplemental statements showing the account distributions of these tentative classifications in columns (c) and (d), including the reversals of the prior year's</p> |
|--|--|

Line No.	Account (a)	Balance at Beginning of Year (b)	Additions (c)
1	<u>1. INTANGIBLE PLANT</u>		
2	(301) Organization	\$ 5,339	\$ -
3	(302) Franchises and Consents	\$ -	\$ -
4	(303) Miscellaneous Intangible Plant	\$ -	\$ -
5	TOTAL Intangible Plant (Enter total		
6	of lines 2, 3, and 4)	\$ 5,339	\$ -
7	<u>2. PRODUCTION PLANT</u>		
8	<u>A. Steam Production Plant</u>		
9	(310) Land and Land Rights	\$ -	\$ -
10	(311) Structures and Improvements	\$ -	\$ -
11	(312) Boiler Plant Equipment	\$ -	\$ -
12	(313) Engines and Engine-Driven Generators	\$ -	\$ -
13	(314) Turbogenerator Units	\$ -	\$ -
14	(315) Accessory Electric Equipment	\$ -	\$ -
15	(316) Misc. Power Plant Equipment	\$ -	\$ -
16	TOTAL Steam Production Plant (Enter		
17	Total of lines 9 thru 15)	\$ -	\$ -
18	<u>B. Nuclear Production Plant</u>		
19	(320) Land and Land Rights	\$ -	\$ -
20	(321) Structures and Improvements	\$ -	\$ -
21	(322) Reactor Plant Equipment	\$ -	\$ -
22	(323) Turbogenerator Units	\$ -	\$ -
23	(324) Accessory Electric Equipment	\$ -	\$ -
24	(325) Misc. Power Plant Equipment	\$ -	\$ -
25	TOTAL Nuclear Production Plant (Enter		
26	Total of lines 19 thru 24)	\$ -	\$ -
27	<u>C. Hydraulic Production Plant</u>		
28	(330) Land and Land Rights	\$ -	\$ -
29	(331) Structures and Improvements	\$ -	\$ -
30	(332) Reservoirs, Dams, and Waterways	\$ -	\$ -
31	(333) Water Wheels, Turbines, & Generators	\$ -	\$ -
32	(334) Accessory Electric Equipment	\$ -	\$ -
33	(335) Misc. Power Plant Equipment	\$ -	\$ -
34	(336) Roads, Railroads, and Bridges	\$ -	\$ -
35	TOTAL Hydraulic Production Plant (Enter		
36	Total of lines 28 and 34)	\$ -	\$ -
37	<u>D. Other Production Plant</u>		
38	(340) Land and Land Rights	\$ -	\$ -
39	(341) Structures and Improvements	\$ -	\$ -
40	(342) Fuel Holders, Products and Accessories	\$ -	\$ -
41	(343) Prime Movers	\$ -	\$ -
42	(344) Generators	\$ -	\$ -
43	(345) Accessory Electric Equipment	\$ -	\$ -

* AMOUNTS ARE VIRGINIA ONLY

Name of Respondent	This report is:	Date of Report	Year of Report
KENTUCKY UTILITIES COMPANY*	(1) <u>X</u> An Original (2) _____ A Resubmission	(Mo, Da, Yr)	December 31, 2014

ELECTRIC PLANT IN SERVICE (ACCOUNTS 101, 102, 103, AND 106)

tentative account distributions of these amounts. Careful observance of the above instructions and the texts of Accounts 101 and 106 will avoid serious omissions of the reported amount of respondent's plant actually in service at end of year.

6. Show in column (f) reclassifications or transfers within utility plant accounts. Include also in column (f) the additions or reductions of primary account classifications arising from distribution of amounts initially recorded in Account 102. In showing the clearance of Account 102, include in column (e) the amounts with respect to accumulated provision for depreciation, acquisition adjustments, etc., and show in column (f) only the offset to the debits or credits distributed in column (f) to primary account classifications.

7. For Account 399, state the nature and use of plant included in this account and, if substantial in amount, submit a supplementary statement showing subaccount classification of such plant conforming to the requirements of these pages.

8. For each amount comprising the reported balance and changes in Account 102, state journal entries have been filed with the Commission as required by the Uniform System of Accounts. Give also date of such filing.

Retirements (d)	Adjustments (e)	Transfers (f)	Balance at End of Year (g)		Line No.
\$ -	\$ -	\$ -	\$ 5,339	(301)	1
\$ -	\$ -	\$ -	\$ -	(302)	2
\$ -	\$ -	\$ -	\$ -	(303)	3
\$ -	\$ -	\$ -	\$ -		4
\$ -	\$ -	\$ -	\$ 5,339		5
\$ -	\$ -	\$ -	\$ -		6
\$ -	\$ -	\$ -	\$ -		7
\$ -	\$ -	\$ -	\$ -	(310)	8
\$ -	\$ -	\$ -	\$ -	(311)	9
\$ -	\$ -	\$ -	\$ -	(312)	10
\$ -	\$ -	\$ -	\$ -	(313)	11
\$ -	\$ -	\$ -	\$ -	(314)	12
\$ -	\$ -	\$ -	\$ -	(315)	13
\$ -	\$ -	\$ -	\$ -	(316)	14
\$ -	\$ -	\$ -	\$ -		15
\$ -	\$ -	\$ -	\$ -		16
\$ -	\$ -	\$ -	\$ -		17
\$ -	\$ -	\$ -	\$ -	(320)	18
\$ -	\$ -	\$ -	\$ -	(321)	19
\$ -	\$ -	\$ -	\$ -	(322)	20
\$ -	\$ -	\$ -	\$ -	(323)	21
\$ -	\$ -	\$ -	\$ -	(324)	22
\$ -	\$ -	\$ -	\$ -	(325)	23
\$ -	\$ -	\$ -	\$ -		24
\$ -	\$ -	\$ -	\$ -		25
\$ -	\$ -	\$ -	\$ -		26
\$ -	\$ -	\$ -	\$ -		27
\$ -	\$ -	\$ -	\$ -	(330)	28
\$ -	\$ -	\$ -	\$ -	(331)	29
\$ -	\$ -	\$ -	\$ -	(332)	30
\$ -	\$ -	\$ -	\$ -	(333)	31
\$ -	\$ -	\$ -	\$ -	(334)	32
\$ -	\$ -	\$ -	\$ -	(335)	33
\$ -	\$ -	\$ -	\$ -	(336)	34
\$ -	\$ -	\$ -	\$ -		35
\$ -	\$ -	\$ -	\$ -		36
\$ -	\$ -	\$ -	\$ -		37
\$ -	\$ -	\$ -	\$ -	(340)	38
\$ -	\$ -	\$ -	\$ -	(341)	39
\$ -	\$ -	\$ -	\$ -	(342)	40
\$ -	\$ -	\$ -	\$ -	(343)	41
\$ -	\$ -	\$ -	\$ -	(344)	42
\$ -	\$ -	\$ -	\$ -	(345)	43

* AMOUNTS ARE VIRGINIA ONLY

Name of Respondent		This report is:	Date of Report	Year of Report
KENTUCKY UTILITIES COMPANY*		(1) <input checked="" type="checkbox"/> An Original (2) <input type="checkbox"/> A Resubmission	(Mo, Da, Yr)	December 31, 2014
ELECTRIC PLANT IN SERVICE (ACCOUNTS 101, 102, 103, AND 106) (Continued)				
Line No.	Account (a)	Balance at Beginning of Year (b)	Additions (c)	
44	(346) Misc Power Plant Equipment	\$ -	\$ -	-
45	TOTAL Other Production Plant (Enter			
46	Total of lines 38 thru 44)	\$ -	\$ -	-
47	TOTAL Production Plant (Enter Total			
48	of lines 17, 26, 36, and 46)	\$ -	\$ -	-
49	<u>3. TRANSMISSION PLANT</u>			
50	(350) Land and Land Rights	\$ 3,896,361	\$ -	-
51	(352) Structures and Improvements	\$ 1,618,033	\$ -	-
52	(353) Station Equipment	\$ 20,362,464	\$ -	525,772
53	(354) Towers and Fixtures	\$ 7,181,081	\$ -	-
54	(355) Poles and Fixtures	\$ 8,586,283	\$ -	1,428,583
55	(356) Overhead Conductors and Devices	\$ 16,345,719	\$ -	625,281
56	(357) Underground Conduit	\$ -	\$ -	-
57	(358) Underground Conductors and Devices	\$ -	\$ -	-
58	(359) Roads and Trails	\$ -	\$ -	-
59	TOTAL Transmission Plant (Enter Total			
60	of lines 50 thru 58)	\$ 57,989,941	\$ -	2,579,636
61	<u>4. DISTRIBUTION PLANT</u>			
62	(360) Land and Land Rights	\$ 193,251	\$ -	-
63	(361) Structures and Improvements	\$ 448,174	\$ -	-
64	(362) Station Equipment	\$ 8,066,546	\$ -	99,056
65	(363) Storage Battery Equipment	\$ -	\$ -	-
66	(364) Poles, Towers, and Fixtures	\$ 25,033,901	\$ -	1,073,220
67	(365) Overhead Conductors and Devices	\$ 21,473,879	\$ -	1,676,009
68	(366) Underground Conductors and Devices	\$ -	\$ -	-
69	(367) Underground Conductors and Devices	\$ 3,188,828	\$ -	671,422
70	(368) Line Transformers	\$ 13,099,195	\$ -	1,062,015
71	(369) Services	\$ 5,219,258	\$ -	(551)
72	(370) Meters	\$ 3,620,342	\$ -	163,691
73	(371) Installations on Customer Premises	\$ 855,970	\$ -	-
74	(372) Leased Property on Customer Premises	\$ -	\$ -	-
75	(373) Street Lighting and Signal Systems	\$ 2,306,817	\$ -	332,285
76	TOTAL Distribution Plant (Enter Total			
77	of lines 62 thru 75)	\$ 83,506,161	\$ -	5,077,147
78	<u>5. GENERAL PLANT</u>			
79	(389) Land and Land Rights	\$ 80,602	\$ -	-
80	(390) Structures and Improvements	\$ 932,062	\$ -	44,648
81	(391) Office Furniture and Equipment	\$ 10,437	\$ -	-
82	(392) Transportation Equipment	\$ 734,611	\$ -	169,851
83	(393) Stores Equipment	\$ 4,526	\$ -	-
84	(394) Tools, Shop and Garage Equipment	\$ 401,533	\$ -	15,618
85	(395) Laboratory Equipment	\$ -	\$ -	-
86	(396) Power Operated Equipment	\$ 113,292	\$ -	168,986
87	(397) Communication Equipment	\$ 909,397	\$ -	15,850
88	(398) Miscellaneous Equipment	\$ -	\$ -	-
89	SUBTOTAL (Enter Total of lines			
90	79 thru 88)	\$ 3,186,460	\$ -	414,953
91	(399) Other Tangible Property	\$ -	\$ -	-
92	TOTAL General Plant (Enter Total			
93	of lines 90 and 91)	\$ 3,186,460	\$ -	414,953
94	TOTAL (Accounts 101 and 106)	\$ 144,687,901	\$ -	8,071,736
95	(102) Elec Plant Purchased (See Instr. 8)	\$ -	\$ -	-
96	(Less) (102) Elec Plant Sold (See Instr. 8)	\$ -	\$ -	-
97	(103) Experimental Plant Unclassified	\$ -	\$ -	-
98	TOTAL Electric Plant in Service	\$ 144,687,901	\$ -	8,071,736

* AMOUNTS ARE VIRGINIA ONLY

Name of Respondent		This report is:		Date of Report	Year of Report	
KENTUCKY UTILITIES COMPANY*		(1) <u>X</u> An Original (2) _____ A Resubmission		(Mo, Da, Yr)	December 31, 2014	
ELECTRIC PLANT IN SERVICE (ACCOUNTS 101, 102, 103, AND 106) (Continued)						
Retirements	Adjustments	Transfers	Balance at			Line
(d)	(e)	(f)	End of Year	(g)		No.
\$ -	\$ -	\$ -	\$ -		(346)	44
\$ -	\$ -	\$ -	\$ -			45
\$ -	\$ -	\$ -	\$ -			46
\$ -	\$ -	\$ -	\$ -			47
\$ -	\$ -	\$ -	\$ -			48
\$ -	\$ (1,732,030)	\$ -	\$ 2,164,331		(350)	49
\$ -	\$ -	\$ -	\$ 1,618,033		(352)	50
\$ 445,534	\$ -	\$ 287,923	\$ 20,730,625		(353)	51
\$ -	\$ -	\$ -	\$ 7,181,081		(354)	52
\$ 82,217	\$ -	\$ -	\$ 9,932,649		(355)	53
\$ 6,908	\$ -	\$ -	\$ 16,964,092		(356)	54
\$ -	\$ -	\$ -	\$ -		(357)	55
\$ -	\$ -	\$ -	\$ -		(358)	56
\$ -	\$ -	\$ -	\$ -		(359)	57
\$ 534,659	\$ (1,732,030)	\$ 287,923	\$ 58,590,811			58
\$ -	\$ -	\$ -	\$ 193,251		(360)	59
\$ 1,471	\$ -	\$ -	\$ 446,703		(361)	60
\$ 43,796	\$ -	\$ (287,923)	\$ 7,833,883		(362)	61
\$ -	\$ -	\$ -	\$ -		(363)	62
\$ 42,133	\$ -	\$ -	\$ 26,064,988		(364)	63
\$ 321,934	\$ -	\$ -	\$ 22,827,954		(365)	64
\$ -	\$ -	\$ -	\$ -		(366)	65
\$ 19,416	\$ -	\$ -	\$ 3,840,834		(367)	66
\$ 413,414	\$ -	\$ -	\$ 13,747,796		(368)	67
\$ -	\$ -	\$ -	\$ 5,218,707		(369)	68
\$ 39,807	\$ -	\$ -	\$ 3,744,226		(370)	69
\$ 802	\$ -	\$ -	\$ 855,168		(371)	70
\$ -	\$ -	\$ -	\$ -		(372)	71
\$ 58,610	\$ -	\$ -	\$ 2,580,492		(373)	72
\$ 941,383	\$ -	\$ (287,923)	\$ 87,354,002			73
\$ -	\$ -	\$ -	\$ 80,602		(389)	74
\$ 18,449	\$ -	\$ -	\$ 958,261		(390)	75
\$ -	\$ -	\$ -	\$ 10,437		(391)	76
\$ 734,611	\$ -	\$ -	\$ 169,851		(392)	77
\$ -	\$ -	\$ -	\$ 4,526		(393)	78
\$ -	\$ -	\$ -	\$ 417,151		(394)	79
\$ -	\$ -	\$ -	\$ -		(395)	80
\$ -	\$ -	\$ -	\$ 282,278		(396)	81
\$ -	\$ -	\$ -	\$ 925,247		(397)	82
\$ -	\$ -	\$ -	\$ -		(398)	83
\$ 753,060	\$ -	\$ -	\$ 2,848,353			84
\$ -	\$ -	\$ -	\$ -		(399)	85
\$ 753,060	\$ -	\$ -	\$ 2,848,353			86
\$ 2,229,102	\$ (1,732,030)	\$ -	\$ 148,798,505			87
\$ -	\$ -	\$ -	\$ -		(102)	88
\$ -	\$ -	\$ -	\$ -			89
\$ -	\$ -	\$ -	\$ -		(103)	90
\$ 2,229,102	\$ (1,732,030)	\$ -	\$ 148,798,505			91

* AMOUNTS ARE VIRGINIA ONLY

Name of Respondent	This report is:	Date of Report	Year of Report
KENTUCKY UTILITIES COMPANY*	(1) <input checked="" type="checkbox"/> An Original (2) <input type="checkbox"/> A Resubmission	(Mo, Da, Yr)	December 31, 2014
ELECTRIC PLANT IN SERVICE (ACCOUNTS 101, 102, 103, AND 106) (Continued)			
Row 50 Column E			
Transfer from Virginia to Kentucky for an incorrect classification of land rights			

* AMOUNTS ARE VIRGINIA ONLY

Name of Respondent	This report is: (1) <input checked="" type="checkbox"/> An Original (2) <input type="checkbox"/> A Resubmission	Date of Report (Mo, Da, Yr)	Year of Report
KENTUCKY UTILITIES COMPANY*			December 31, 2014

ELECTRIC OPERATING REVENUES (Account 400)

- Report below operating revenues for each prescribed account, and manufactured gas revenues in total.
- Report number of customers, columns (f) and (g), on the basis of meters, in addition to the number of flat rate accounts; except that where separate meter readings are added for billing purposes, one customer should be counted for each group of meters added. The average number of customers means the average of twelve figures at the close of each month.
- If increases or decreases from previous year (columns (c), (e), and (g)), are not derived from previously reported figures, explain any inconsistencies in a footnote.

Line No.	Title of Account (a)	VIRGINIA OPERATING REVENUES	
		Amount for year (b)	Amount for Previous Year (c)
1	Sales of Electricity		
2	(440) Residential Sales	\$ 39,819,312	\$ 34,652,824
3	(442) Commercial and Industrial Sales (A)		
4	Small (or Comm.) (See Instr. 4) (A)	\$ 18,398,632	\$ 16,439,365
5	Large (or Ind.) (See Instr. 4) (A)	\$ 13,739,210	\$ 14,113,421
6	(444) Public Street and Highway Lighting	\$ 297,507	\$ 365,988
7	(445) Other Sales to Public Authorities	\$ 7,064,483	\$ 6,428,201
8	(446) Sales to Railroads and Railways	\$ -	\$ -
9	(448) Interdepartmental Sales	\$ -	\$ -
10	Total Sales to Ultimate Consumers	\$ 79,319,144	\$ 71,999,799
11			
12	(447) Sales for Resale	\$ -	\$ -
13	Total Sales of Electricity	\$ (B) 79,319,144	\$ 71,999,799
14			
15	(Less) (449.1) Provision for Rate Refunds	\$ -	\$ -
16	Total Revenues Net of Provision For Refunds	\$ (B) 79,319,144	\$ 71,999,799
17			
18	Other Operating Revenues		
19	(450) Forfeited Discounts	\$ 159,501	\$ 169,553
20	(451) Miscellaneous Service Revenues	\$ 134,429	\$ 137,397
21	(453) Sales of Water and Water Power	\$ -	\$ -
22	(454) Rent from Electric Property	\$ 233,212	\$ 222,732
23	(455) Interdepartmental Rents	\$ -	\$ -
24	(456) Other Electric Revenues	\$ 1,436	\$ 837
25	Total Other Operating Revenues	\$ 528,578	\$ 530,519
26			
27	Total Electric Operating Revenues	\$ 79,847,722	\$ 72,530,318

(A) Small category includes Commercial Lighting and Power Accounts. Large category includes Industrial Lighting and Power and Mine Power Accounts. This is the same basis used for the previous year FERC Form No. 1.

(B) Includes \$(388,551) unbilled or accrued revenues.

* AMOUNTS ARE VIRGINIA ONLY

Name of Respondent		This report is:		Date of Report	Year of Report
KENTUCKY UTILITIES COMPANY*		(1) <input checked="" type="checkbox"/> An Original (2) <input type="checkbox"/> A Resubmission		(Mo, Da, Yr)	December 31, 2014
ELECTRIC OPERATING REVENUES (Account 400) (Continued)					
<p>4. Commercial and Industrial Sales, Account 442, may be classified according to the basis of classification (Small or Commercial, and Large or Industrial) regularly used by the respondent if such basis of classification is not generally greater than 1000 Kw of demand. (See Account 442 of the Uniform System of Accounts. Explain basis of classification in a footnote.)</p>			<p>5. See page 108, Important Changes during Year, for important new territory added and important rate increases or decreases.</p> <p>6. For lines 2, 4, 5, and 6, see page 304 for amounts relating to unbilled revenue by accounts.</p> <p>7. Include unmetered sales. Provide details of such sales in a footnote.</p>		
VIRGINIA MEGAWATT HOURS SOLD			VIRGINIA AVG. NO. CUSTOMERS PER MONTH		
Amount for Year (d)	Amount for Previous Year (e)	Number for Year (f)	Number for Previous Year (g)	Line No.	
406,070	402,484	23,899	24,144	1	
189,044	187,648	3,624	3,703	2	
165,047	190,880	85	85	3	
1,394	1,636	30	34	4	
74,578	79,726	888	776	5	
-	-	-	-	6	
-	-	-	-	7	
836,133	862,374	28,526	28,742	8	
-	-	-	-	9	
(C) 836,133	862,374	28,526	28,742	10	
-	-	-	-	11	
836,133	862,374	28,526	28,742	12	
				13	
				14	
(C) Includes (10,567) MWH relating to unbilled revenues.					

* AMOUNTS ARE VIRGINIA ONLY

Name of Respondent	This report is: (1) <input checked="" type="checkbox"/> An Original (2) <input type="checkbox"/> A Resubmission	Date of Report (Mo, Da, Yr)	Year of Report
KENTUCKY UTILITIES COMPANY*			December 31, 2014
ELECTRIC OPERATING REVENUES (Account 400)			
<p>1. Report below operating revenues for each prescribed account, and manufactured gas revenues in total.</p> <p>2. Report number of customers, columns (f) and (g), on the basis of meters, in addition to the number of flat rate accounts; except that where separate meter readings are added for billing purposes, one customer should be counted for each group of meters added. The average number of customers means the average of twelve figures at the close of each month.</p>		<p>3. If increases or decreases from previous year (columns (c), (e), and (g)), are not derived from previously reported figures, explain any inconsistencies in a footnote.</p>	
Line No.	Title of Account (a)	VIRGINIA JURISDICTIONAL OPERATING REVENUES	
		Amount for year (b)	Amount for Previous Year (c)
1	Sales of Electricity		
2	(440) Residential Sales	\$ 39,819,077	\$ 34,652,628
3	(442) Commercial and Industrial Sales (A)		
4	Small (or Comm.) (See Instr. 4) (A)	\$ 18,373,263	\$ 16,401,600
5	Large (or Ind.) (See Instr. 4) (A)	\$ 13,739,210	\$ 14,113,421
6	(444) Public Street and Highway Lighting	\$ -	\$ -
7	(445) Other Sales to Public Authorities	\$ -	\$ -
8	(446) Sales to Railroads and Railways	\$ -	\$ -
9	(448) Interdepartmental Sales	\$ -	\$ -
10	Total Sales to Ultimate Consumers	\$ 71,931,550	\$ 65,167,649
11			
12	(447) Sales for Resale	\$ -	\$ -
13	Total Sales of Electricity	\$ (B) 71,931,550	\$ 65,167,649
14			
15	(Less) (449.1) Provision for Rate Refunds	\$ -	\$ -
16	Total Revenues Net of Provision For Refunds	\$ (B) 71,931,550	\$ 65,167,649
17			
18	Other Operating Revenues		
19	(450) Forfeited Discounts	\$ 144,645	\$ 153,464
20	(451) Miscellaneous Service Revenues	\$ 121,909	\$ 124,361
21	(453) Sales of Water and Water Power	\$ -	\$ -
22	(454) Rent from Electric Property	\$ 49,119	\$ 49,790
23	(455) Interdepartmental Rents	\$ -	\$ -
24	(456) Other Electric Revenues	\$ 187	\$ 30
25	Total Other Operating Revenues	\$ 315,860	\$ 327,645
26			
27	Total Electric Operating Revenues	\$ 72,247,410	\$ 65,495,294
<p>(A) Small category includes Commercial Lighting and Power Accounts. Large category includes Industrial Lighting and Power and Mine Power Accounts. This is the same basis used for the previous year FERC Form No. 1.</p> <p>(B) Includes \$(318,397) unbilled or accrued revenues.</p>			

* AMOUNTS ARE VIRGINIA JURISDICTIONAL ONLY

Name of Respondent	This report is:	Date of Report	Year of Report	
KENTUCKY UTILITIES COMPANY*	(1) <input checked="" type="checkbox"/> An Original (2) <input type="checkbox"/> A Resubmission	(Mo, Da, Yr)	December 31, 2014	
ELECTRIC OPERATING REVENUES (Account 400) (Continued)				
<p>4. Commercial and Industrial Sales, Account 442, may be classified according to the basis of classification (Small or Commercial, and Large or Industrial) regularly used by the respondent if such basis of classification is not generally greater than 1000 Kw of demand. (See Account 442 of the Uniform System of Accounts. Explain basis of classification in a footnote.)</p>		<p>5. See page 108, Important Changes during Year, for important new territory added and important rate increases or decreases.</p> <p>6. For lines 2, 4, 5, and 6, see page 304 for amounts relating to unbilled revenue by accounts.</p> <p>7. Include unmetered sales. Provide details of such sales in a footnote.</p>		
VIRGINIA JURISDICTIONAL MEGAWATT HOURS SOLD		VIRGINIA JURISDICTIONAL AVG. NO. CUSTOMERS PER MONTH		
Amount for Year (d)	Amount for Previous Year (e)	Number for Year (f)	Number for Previous Year (g)	Line No.
406,069	402,483	23,896	24,142	1
				2
188,767	187,203	3,614	3,695	3
165,047	190,880	85	85	4
-	-	-	-	5
-	-	-	-	6
-	-	-	-	7
-	-	-	-	8
-	-	-	-	9
759,883	780,566	27,595	27,922	10
-	-	-	-	11
(C) 759,883	780,566	27,595	27,922	12
-	-	-	-	13
759,883	780,566	27,595	27,922	14
(C) Includes (9,265) MWH relating to unbilled revenues.				

* AMOUNTS ARE VIRGINIA JURISDICTIONAL ONLY

<u>Title of Schedule</u>	<u>Reference Page No.</u>	<u>Remarks</u>
Production Fuel and Oil Stocks	VASCC C	Kentucky Utilities Company
Particulars Concerning Certain other Income Accounts	VASCC L	Kentucky Utilities Company
Construction Work in Progress and Completed Construction - Not Classified - Electric	VASCC O - O-9	Kentucky Utilities Company
Sales to Railroads and Railways and Interdepartmental Sales	VASCC P	Kentucky Utilities Company
Rent from Electric Property and Interdepartmental Rents	VASCC P	Kentucky Utilities Company
Sales of Water and Water Power	VASCC Q	Kentucky Utilities Company
Miscellaneous Service Revenues and Other Electric Revenues	VASCC Q	Kentucky Utilities Company
Electric Plant in Service	VASCC 204 - 207	Virginia Only
Electric Operating Revenues Commonwealth of Virginia	VASCC 300 - 301	Virginia Only
Electric Operating Revenues - Virginia State Corporation Commission Jurisdiction Only	VAJUR 300 - 301	VASCC Juris Only

PRODUCTION FUEL AND OIL STOCKS (Included in Account 151)											
1. Report below the information called for concerning production fuel and oil stocks.		3. Each kind of coal or oil should be shown separately.		of such fuel so obtained, the quantity used and quantity on hand, and cost of the fuel classified as to the nature of the costs and expenses incurred with appropriate adjustment for the inventories at beginning and end of year.							
2. Show quantities in tons of 2000 lb. Barrels (42 gals.), or Mcf., whichever unit of quantity is applicable.		4. If the respondent obtained any of its fuel from its own coal mines or oil or gas lands or leases or from affiliated companies, a statement should be submitted showing the quantity									
Line No.	Item (a)	Total Cost (b)	KINDS OF FUEL AND OIL								
			COAL			OIL			GAS		
			Quantity (c)	Cost (d)	Quantity (e)	Cost (f)	Quantity (g)	Cost (h)			
1	On hand beginning of year	\$ 99,282,056	1,684,259	\$ 90,633,649	78,215	\$ 8,603,016	12,466	\$ 45,391			
2	Received during year	\$ 513,851,825	8,720,674	\$ 447,845,787	63,484	\$ 4,321,758	15,111,366	\$ 61,684,280			
3	TOTAL	\$ 613,133,881	10,404,933	\$ 538,479,436	141,699	\$ 12,924,774	15,123,832	\$ 61,729,671			
4	Used during year (specify departments)										
5	Electric	\$ 513,445,580	8,692,669	\$ 446,464,451	63,329	\$ 5,298,864	15,104,316	\$ 61,682,265			
6											
7											
8											
9											
10											
11	Sold or transferred	\$ 2,637,250	(74,745)	\$ 2,637,250	-	\$ -	-	\$ -			
12	TOTAL DISPOSED OF										
13	BALANCE END OF YEAR	\$ 97,051,051	1,787,009	\$ 89,377,735	78,370	\$ 7,625,910	19,516	\$ 47,406			
Line No.	Item (i)	Total Coal Cost	KINDS OF FUEL AND OIL - Continued								
			High Sulfur	Low Sulfur	PRB	Total	High Sulfur	Low Sulfur	PRB		
			Cost (j)	Cost (k)	Cost (l)	Quantity (m)	Quantity (n)	Quantity (o)	Quantity (p)		
14	On hand beginning of year	\$ 90,633,649	\$ 78,632,566	\$ 7,005,937	\$ 4,995,146	1,684,259	1,444,867	115,009	124,383		
15	Received during year	\$ 447,845,787	\$ 414,740,731	\$ 12,717,803	\$ 20,387,253	8,720,674	7,995,346	239,815	485,513		
16	TOTAL	\$ 538,479,436	\$ 493,373,297	\$ 19,723,740	\$ 25,382,399	10,404,933	9,440,213	354,824	609,896		
17	Used during year (specify departments)										
18	Electric	\$ 446,464,451	\$ 405,634,875	\$ 18,418,994	\$ 22,410,582	8,692,669	7,792,753	347,167	552,749		
19											
20											
21											
22											
23											
24	Sold or transferred	\$ 2,637,250	\$ 2,818,864	\$ -	\$ (181,614)	(74,745)	(48,048)	(6,184)	(20,513)		
25	TOTAL DISPOSED OF										
26	BALANCE END OF YEAR	\$ 89,377,735	\$ 84,919,558	\$ 1,304,746	\$ 3,153,431	1,787,009	1,695,508	13,841	77,660		

Name of Respondent: **ENTERGY UTILITIES COMPANY**
 This report is: **(1) X. An Original (2) — A Resubmission**
 Date of Report: **(Mo, Da, Yr)**
 Year of Report: **December 31, 2015**

Name of Respondent	This report is: (1) <u>X</u> An Original (2) _____ A Resubmission	Date of Report (Mo, Da, Yr)	Year of Report
KENTUCKY UTILITIES COMPANY*			December 31, 2015

KINDS OF FUEL AND OIL (Continued)

Row 11 Column C

Sold or transferred transactions comprised of IMEA/IMPA ownership portion and annual stockpile adjustment. Coal stockpile adjustment only affects quantity of tons onsite.

Name of Respondent	This report is:	Date of Report	Year of Report
KENTUCKY UTILITIES COMPANY	(1) <u>X</u> An Original (2) _____ A Resubmission	(Mo, Da, Yr)	December 31, 2015
PARTICULARS CONCERNING CERTAIN OTHER INCOME ACCOUNTS			
<p>1. Report in this schedule the information specified in the instructions below for the respective other income accounts. Provide a conspicuous subheading for each account and show a total for the account. Additional columns may be added for any account if deemed necessary.</p> <p>2. Merchandising, Jobbing and Contract Work (Accounts 415-416)- Describe the general nature of merchandising, jobbing and contract activities. Show revenues by class of activity, operating expenses classified as to operation, maintenance, depreciation, rents, and net income before taxes. Give the bases of any allocations of expenses between utility and merchandising, jobbing and contract work activities.</p> <p>3. Nonutility Operations (Accounts 417 and 417.1)-Describe each nonutility operation and show revenues, operating expenses classified as to operation, maintenance, depreciation, rents, amortization and net income before taxes, from the operation. Give the bases of any allocations of expenses between utility and nonutility operations. The book cost of property classified as nonutility operations should be included in Account 121.</p> <p>4. Nonoperating Rental Income (Account 418)-For each major item of miscellaneous property included in Account 121, Nonutility Property, which is not used in operations for which income is included in Account 417, but which is leased or rented to others, give name of lessee, brief description of property, effective date and expiration date of lease, amount of rent revenues, operating expenses classified as to operation, maintenances, depreciation, rents, amortization, and net income before taxes, from the rentals. If the property is leased on a basis other than that of a fixed annual rental, state the method of determining the rental. Minor items may be grouped by classes, but the number of items so grouped should be shown. Designate any leases which are associated companies.</p> <p>5. Interest and Dividend Income (Account 419)-Report interest and dividend income, before taxes, identified as to the asset account or group of accounts in which are included the assets from which the interest of dividend income was derived. Income derived from Investments, Accounts 123, 124, and 136 may be shown in total. Income from sinking and other funds should be identified with the related special funds. Show also expenses, included in Account 419 as required by the uniform system of accounts.</p> <p>6. Miscellaneous Nonoperating Income (Account 421)-Give the nature and source of each miscellaneous nonoperating income, and expense and the amount thereof for the year. Minor items may be grouped by classes.</p>			
Line No.	Item (a)	Amounts (b)	
1	Account 415 - Revenue from Merchandising, Jobbing & Contract Work		
2	Merchandise Sales	\$	43,936
3	Total Account 415	\$	43,936
4			
5	Account 416 - Cost and Expenses of Merchandising, Jobbing & Contract Work		
6	Merchandise Cost of Sales	\$	(31,727)
7	Total Account 416	\$	(31,727)
8			
9	Account 417 - Nonutility Operations		
10	Revenues from Nonutility Operations	\$	7,321
11	Property Insurance	\$	-
12	Total Account 417	\$	7,321
13			
14	Account 418 - Nonoperating Rental Income		
15	Total Rent Revenues	\$	-
16	Operating Expenses	\$	-
17	Operation	\$	-
18	Maintenance	\$	-
19	Depreciation	\$	-
20	Total	\$	-
21	Net Income Before Taxes	\$	-
22	Total Account 418	\$	-
23			
24	Account 419 - Interest and Dividend Income		
25	Interest from Associated Companies	\$	5,377
26	Dividends - Non Associated Company	\$	-
27	Interest from Other Loans & Receivables	\$	71,565
28	Interest Income from Federal Tax Payment	\$	923
29	Dividends from Investments	\$	46,369
30	Total Account 419	\$	124,234
31			
32	Account 421 - Miscellaneous Nonoperating Income		
33	Miscellaneous Nonoperating Income	\$	878,508
34	Key Man Life Insurance	\$	1,301,309
35	Total Account 421	\$	2,179,817
36			
37	Total Other Income	\$	2,323,581

Name of Respondent		This report is:		Date of Report	Year of Report
KENTUCKY UTILITIES COMPANY		(1) <input checked="" type="checkbox"/> An Original (2) <input type="checkbox"/> A Resubmission		(Mo, Da, Yr)	December 31, 2015
CONSTRUCTION WORK IN PROGRESS AND COMPLETED CONSTRUCTION NOT CLASSIFIED -ELECTRIC (Accounts 107 and 106)					
1. Report below descriptions and balances at end of year of projects in process of construction and completed construction not classified for projects actually in service. For any substantial amounts of completed construction not classified for plant actually in service explain the circumstances which have prevented final classification of such amounts to prescribed primary accounts for plant in service.		3. Show items relating to "research and development" projects last under a caption Research and Development: (See account 107, Uniform System of Accounts).		Completed construction Not Classified-Electric, shall be furnished even though this account is included in the schedule, Electric Plant in Service, pages 401-403, according to a tentative classification by primary accounts.	
2. The information specified by this schedule for Account 106,		4. Minor projects may be grouped.			
Line No.	Description of Project	Construction Work in Progress-Electric (Account 107)	Completed Construction Not Classified-Electric (Account 106)	Estimated Additional Cost of Project	
	(a)	(b)	(c)	(d)	
1	STEAM PRODUCTION				
2	TRIMBLE COUNTY 2 KU	\$ -	\$ 8,678,831	\$ 19,920,984	
3	TRIMBLE COUNTY 2 AIR QUALITY CONTROL SYSTEMS - KU	\$ (867,911)	\$ 2,347,183	\$ -	
4	GHENT ASH POND/LANDFILL	\$ 4,633,236	\$ 321,463,467	\$ 15,487,806	
5	GHENT 3 AIR HEATER COLD END BASKET REPLACEMENT	\$ -	\$ 1,690,959	\$ 851,349	
6	TRIMBLE COUNTY CCP LANDFILL PH1 RAVINE - KU	\$ 8,524,979	\$ -	\$ 21,638,651	
7	BROWN 3 FABRIC FILTER	\$ 14,967	\$ 87,628,472	\$ 4,034,315	
8	GHENT 1 FABRIC FILTER	\$ 609,706	\$ 161,537,142	\$ 9,854,424	
9	GHENT 2 FABRIC FILTER	\$ 22,095	\$ 130,411,839	\$ 2,616,066	
10	GHENT 3 FABRIC FILTER	\$ 2,902,012	\$ 177,139,483	\$ 4,958,505	
11	GHENT 4 FABRIC FILTER	\$ 2,264,895	\$ 147,581,766	\$ 4,153,340	
12	GHENT 4 BURNER REPL	\$ -	\$ 6,713,632	\$ 1,271,451	
13	BROWN LANDFILL PHASE I	\$ 107,142,012	\$ -	\$ 9,002,593	
14	BROWN 1 COOLING TOWER REBUILD	\$ -	\$ 3,083,079	\$ 186,204	
15	GHENT 1 UPPER SLOPE WATERWALL PANELS REPLACEMENT	\$ -	\$ 1,568,842	\$ 819,276	
16	TC2 DRY SORBENT INJECTION SYSTEM - KU	\$ 4,261,039	\$ -	\$ 1,089,281	
17	BROWN 1&2 MERCURY MITIGATION SYSTEM	\$ (416)	\$ 2,440,614	\$ 336,991	
18	BROWN 1 TURBINE BLADE REPLACEMENT	\$ -	\$ 1,188,497	\$ 90,665	
19	GHENT LANDFILL PHASE IB	\$ 9,785,792	\$ -	\$ 10,459,410	
20	BROWN 3 BURNER CORNER PANELS	\$ -	\$ 2,415,968	\$ 334,032	
21	GHENT GENERATOR STEP UP TRANSFORMER	\$ 2,446,752	\$ -	\$ 1,895,247	
22	STEAM PRODUCTION - MINOR PROJECTS	\$ 16,777,515	\$ 18,100,258	\$ 21,662,347	
23					
24	HYDRAULIC POWER				
25	DIX DAM HYDRO BUILDING REFURBISHMENT	\$ 1,888,157	\$ -	\$ 361,843	
26	HYDRAULIC POWER - MINOR PROJECTS	\$ 252,704	\$ 370,158	\$ 20,791	
27					
28	OTHER PRODUCTION				
29	BROWN CT9 PARTS RECONDITIONING	\$ -	\$ 2,640,049	\$ 501,951	
30	BROWN CT10 HOT GAS PATH REPLACEMENT	\$ -	\$ 5,419,127	\$ 2,055,873	
31	CANE RUN 7 - KU	\$ -	\$ 411,395,548	\$ 40,218,187	
32	BROWN SOLAR FACILITY - KU	\$ 6,399,373	\$ -	\$ 11,366,957	
33	CANE RUN 7 NATURAL GAS COMBINED CYCLE SPARES KU	\$ 3,817,726	\$ -	\$ 1,642,274	
34	OTHER PRODUCTION - MINOR PROJECTS	\$ 2,334,842	\$ 843,450	\$ 7,339,455	
35					
36	TRANSMISSION				
37	TYRONE TRANSMISSION CONTROL HOUSE	\$ 1,003,791	\$ -	\$ 1,373,596	
38	KU PARK CONTROL HOUSE	\$ 1,616,820	\$ -	\$ 1,934,732	
39	LAKE REBA TO DELVINTA 161KV LINE	\$ -	\$ 1,255,952	\$ 546,968	
40	161/69KV SPARE TRANSFORMER	\$ -	\$ 1,467,050	\$ 170,191	
41	INSTALL 345KV BREAKER AT WEST LEXINGTON SUBSTATION	\$ -	\$ 1,008,647	\$ 677,906	
42	TOTAL	\$ 267,026,968	\$ 1,581,756,561	\$ 269,631,248	

Name of Respondent KENTUCKY UTILITIES COMPANY		This report is: (1) <input checked="" type="checkbox"/> An Original (2) <input type="checkbox"/> A Resubmission		Date of Report (Mo, Da, Yr)	Year of Report December 31, 2015
CONSTRUCTION WORK IN PROGRESS AND COMPLETED CONSTRUCTION NOT CLASSIFIED -ELECTRIC (Accounts 107 and 106)					
1. Report below descriptions and balances at end of year of projects in process of construction and completed construction not classified for projects actually in service. For any substantial amounts of completed construction not classified for plant actually in service explain the circumstances which have prevented final classification of such amounts to prescribed primary accounts for plant in service. 2. The information specified by this schedule for Account 106,		3. Completed construction Not Classified-Electric, shall be furnished even though this account is included in the schedule, Electric Plant in Service, pages 401-403, according to a tentative classification by primary accounts. 4. Show items relating to "research and development" projects last under a caption Research and Development: (See account 107, Uniform System of Accounts). 5. Minor projects may be grouped.			
Line No.	Description of Project (a)	Construction Work in Progress-Electric (Account 107) (b)	Completed Construction Not Classified-Electric (Account 106) (c)	Estimated Additional Cost of Project (d)	
1	MATANZAS TRANSMISSION SUBSTATION UPGRADE	\$ 12,630,233	\$ -	\$ 1,478,892	
2	POLE REPLACEMENT P2 - HARDIN CO SMITH 345KV	\$ 1,395,530	\$ -	\$ 3,664,468	
3	TEP-FARLEY SWEET HOLLOW US STEEL 69KV	\$ 1,450,455	\$ -	\$ 484,266	
4	RELOCATE-PARKERS MILL 604 BREAKER ADDITION	\$ 2,071,487	\$ -	\$ -	
5	LEXINGTON AREA MAJOR SUBSTATION PROJECT	\$ 1,183,409	\$ -	\$ -	
6	LOCKPORT-SHADRACK 138KV POLE REPLACEMENTS	\$ -	\$ 1,116,848	\$ 93,075	
7	HARDIN CO-CLOVERPORT POLE REPLACEMENTS	\$ -	\$ 2,208,025	\$ 443,689	
8	NERC RATINGS PROJECT - BROWN FAWKES 138KV	\$ 1,090,764	\$ -	\$ 80,020	
9	HIGBY MILL-KY RIVER P2	\$ 1,009,970	\$ -	\$ 863,321	
10	POLE REPLACEMENT - PRINCETON CRITTENDEN CO	\$ 1,252,076	\$ -	\$ 971,391	
11	PRIORITY REPLACEMENT TRANSMISSION LINES - KU	\$ 8,782,124	\$ 12,803,426	\$ -	
12	TRANSMISSION SYSTEM PROACTIVE REPLACEMENTS	\$ 1,192,667	\$ 1,364,882	\$ -	
13	KU REMOTE TERMINAL UNIT REPLACEMENTS	\$ 1,031,606	\$ 78,167	\$ -	
14	TRANSMISSION - MINOR PROJECTS	\$ 9,699,122	\$ 12,360,087	\$ 10,523,328	
15					
16	DISTRIBUTION				
17	DELAPLAIN TRANSFORMER UPGRADE	\$ 1,281,418	\$ -	\$ 2,464	
18	LEXINGTON AREA MAJOR PROJECT	\$ 1,650,874	\$ -	\$ 783,582	
19	LEXINGTON AREA MAJOR SUBSTATION PROJECT	\$ 1,517,345	\$ -	\$ 1,665,247	
20	AIRPORT/KEENELAND RELIABILITY	\$ 1,128,199	\$ -	\$ 171,797	
21	POLE INSPECTION AND REPLACEMENT PROJECT - PINEVILLE	\$ 1,491,073	\$ -	\$ 172,271	
22	POLE INSPECTION AND REPLACEMENT PROJECT - ELIZABETHTOWN	\$ 1,161,895	\$ -	\$ 72,419	
23	N-1 DISTRIBUTION TRANSFORMER ENHANCEMENT - LAKESHORE SUBTATION	\$ 1,419,115	\$ -	\$ 880,885	
24	PURCHASE DISTRIBUTION BUCKET TRUCKS KU	\$ 1,358,505	\$ -	\$ 133,495	
25	KU MAJOR STORM	\$ 1,094,814	\$ -	\$ -	
26	NEW BUSINESS ELECTRIC SERVICE UNDERGROUND	\$ 150,701	\$ 1,140,745	\$ -	
27	REPLACE DEFECTIVE OVERHEAD LINES	\$ 98,960	\$ 1,044,441	\$ -	
28	POLE REPAIR/REPLACE	\$ 86,169	\$ 1,252,371	\$ -	
29	KU LINE TRANSFORMERS	\$ -	\$ 1,071,601	\$ -	
30	DISTRIBUTION - MINOR PROJECTS	\$ 23,625,163	\$ 24,943,939	\$ 13,683,281	
31	GENERAL PLANT				
32					
33	PEOPLESOFT TIMEKEEPING UPGRADE	\$ 1,440,715	\$ -	\$ 38,309	
34	LONDON OPERATIONS CENTER EXPANSION	\$ -	\$ 1,135,627	\$ 4,376	
35	LOCKOUT/TAGOUT	\$ -	\$ 1,168,243	\$ 84,676	
36	SOUTH EAST KY ALTERNATE TRANSPORT TELECOM BUILDOUT	\$ 1,180,331	\$ -	\$ 1,886,964	
37	UNIFIED COMMUNICATIONS AND COLLABORATION	\$ -	\$ 1,124,227	\$ -	
38	VENTYX MOBILE UPGRADE	\$ 1,570,735	\$ -	\$ 425,105	
39	ENTERPRISE INFORMATION MANAGEMENT	\$ -	\$ 2,056,200	\$ 57,242	
40	OPTICAL TRANSPORT NETWORK CORE RINGS	\$ 1,700,423	\$ -	\$ -	
41	GENERAL PLANT - MINOR PROJECTS	\$ 6,451,004	\$ 18,497,719	\$ 32,093,024	
42	TOTAL	\$ 267,026,968	\$ 1,581,756,561	\$ 269,631,248	

Name of Respondent KENTUCKY UTILITIES COMPANY		This report is: (1) <input checked="" type="checkbox"/> An Original (2) <input type="checkbox"/> A Resubmission		Date of Report (Mo, Da, Yr)	Year of Report December 31, 2015
SALES TO RAILROADS AND RAILWAYS AND INTERNATIONAL SALES					
<p>1. Report particulars concerning sales included in Accounts 446 and 448.</p> <p>2. For Sales to Railroads and Railways, Account 446, give name of railroad or railway in addition to other required information. If contract covers several points of delivery and small amounts of electricity are delivered at each point, such sales may be grouped.</p> <p>3. For Interdepartmental Sales, Account 448, give name of other department and basis of charge to other department in addition to other required information.</p> <p>4. Designate associated Companies.</p> <p>5. Provide subheading and total for each account.</p>					
Line No.	Item (a)	Point of Delivery (b)	Kilowatt-hours (c)	Revenue (d)	Revenue Per KWH (e)
1	NONE				
2					
3					
4					
5					
6					
7					
8					
9					
10					
11					
12					
13					
14					
15					
16					
17					
18					
19					
20					
RENT FROM ELECTRIC PROPERTY AND INTERDEPARTMENTAL RENTS (Accounts 454, 455)					
<p>1. Report particulars concerning rents received included in Accounts 454 and 455.</p> <p>2. Minor rents may be grouped by classes.</p> <p>3. If rents are included which were arrived at under an arrangement for apportioning expenses of a joint facility, whereby the amount included in this account represents profit or return on property, depreciation, and taxes, give particulars and the basis of apportionment of such charges to Account 454 or 455.</p> <p>4. Designate if lessee is an associated company.</p> <p>5. Provide a subheading and total for each account.</p>					
Line No.	Name of Lessee or Department (a)	Description of Property (b)	Amount of revenue for year (c)		
21	Account 454:				
22	Comcast Cable Co.	Pole Attachments	\$		185,825
23	Time Warner	Pole Attachments	\$		1,045,338
24	Minor Items (52 Items less than 5% each)	Pole Attachments	\$		434,142
25					
26	Corning Inc	Facility Charges	\$		436,985
27	UVAW	Facility Charges	\$		136,548
28	Minor Items (6,145 Items less than 5%)	Facility Charges	\$		1,178,776
29					
30	Louisville Gas & Electric Company/LG&E				
31	and KU Capital LLC	Joint Use Asset Rental	\$		113,279
32					
33	PPL Services Corporation	Data Center	\$		264,208
34					
35	Total Account 454		\$		3,795,101

Name of Respondent KENTUCKY UTILITIES COMPANY		This report is: (1) <u>X</u> An Original (2) <u> </u> A Resubmission	Date of Report (Mo, Da, Yr) December 31, 2015	Year of Report December 31, 2015
SALES OF WATER AND WATER POWER (Account 453)				
1. Report below the information called for concerning revenues derived during the year from sales to others of water or water power.		2. In column (c) show the name of the power development of the respondent supplying the water or water power sold.		
		3. Designate associated companies.		
Line No.	Name of purchaser (a)	Purpose for which water was used (b)	Power plant development supplying water or water power (c)	Amount of revenue for year (d)
1	NONE			
2				
3				
4				
5				
6				
7				
8				
9				
10		TOTAL		
MISCELLANEOUS SERVICE REVENUES AND OTHER ELECTRIC REVENUES (Accounts 451, 456)				
1. Report particulars concerning miscellaneous service revenues and other electric revenues derived from electric utility operations during year. Report separately in this schedule the total revenues from operation of fish and wildlife and recreation facilities, regardless of whether such facilities are operated by company or by contract concessionaires.		Provide a subheading and total for each account. For account 456, list first revenues realized through Research and Development ventures, see account 456.		
		2. Designate associated companies.		
		3. Minor items may be grouped by classes.		
Line No.	Name of company and description of service (a)	Amount of revenue for year (b)		
11	Account 451			
12	Miscellaneous Service Revenues			
13	Fees for Changing, Connecting, and Disconnecting Services	\$	2,123,872	
14	Total Account 451	\$	2,123,872	
15				
16	Account 456			
17	Other Electric Revenues			
18	Power Transmission Charges	\$	17,876,191	
19	Excess Facilities Charges	\$	27,909	
20	Return Check Charge	\$	147,640	
21	Forfeiture of Refundable Cash Advance for Construction	\$	72,551	
22	Sales Tax Collection Fee	\$	755	
23	Sales of Material and Supplies	\$	12,218	
24	Total Account 456	\$	18,137,264	
25				
26	TOTAL	\$	20,261,136	

Name of Respondent	This report is: (1) <input checked="" type="checkbox"/> An Original (2) <input type="checkbox"/> A Resubmission	Date of Report (Mo, Da, Yr)	Year of Report
KENTUCKY UTILITIES COMPANY*			December 31, 2015

ELECTRIC PLANT IN SERVICE (ACCOUNTS 101, 102, 103, AND 106)

- | | |
|---|--|
| <p>1. Report below the original cost of electric plant in service according to the prescribed accounts.</p> <p>2. In addition to the Account 101, Electric Plant in Service (Classified), this page and the next include Account 102, Electric Plant Purchased or Sold; Account 103, Experimental Electric Plant Unclassified; and Account 106, Completed Construction Not Classified - Electric.</p> <p>3. Include in column (c) or (d), as appropriate, corrections of additions and retirements for the current or preceding year.</p> <p>4. Enclose in parentheses credit adjustments or plant accounts to indicate the negative effect of such accounts.</p> | <p>5. Classify Account 106 according to prescribed accounts, on an estimated basis if necessary, and include the entries in column (c). Also to be included in column (c) are entries for reversals of tentative distributions of prior year reported in column (b). Likewise, if the respondent has a significant amount of plant retirements which have not been classified to primary accounts at the end of the year, include in column (d) a tentative distribution of such retirements, on an estimated basis, with appropriate contra entries to the account for accumulated depreciation provision. Include also in column (d) reversals of tentative distribution of prior year classified retirements. Attach supplemental statements showing the account distributions of these tentative classifications in columns (c) and (d), including the reversals of the prior year's</p> |
|---|--|

Line No.	Account (a)	Balance at Beginning of Year (b)	Additions (c)
1	<u>1. INTANGIBLE PLANT</u>		
2	(301) Organization	\$ 5,339	\$ -
3	(302) Franchises and Consents	\$ -	\$ -
4	(303) Miscellaneous Intangible Plant	\$ -	\$ -
5	TOTAL Intangible Plant (Enter total		
6	of lines 2, 3, and 4)	\$ 5,339	\$ -
7	<u>2. PRODUCTION PLANT</u>		
8	<u>A. Steam Production Plant</u>		
9	(310) Land and Land Rights	\$ -	\$ -
10	(311) Structures and Improvements	\$ -	\$ -
11	(312) Boiler Plant Equipment	\$ -	\$ -
12	(313) Engines and Engine-Driven Generators	\$ -	\$ -
13	(314) Turbogenerator Units	\$ -	\$ -
14	(315) Accessory Electric Equipment	\$ -	\$ -
15	(316) Misc. Power Plant Equipment	\$ -	\$ -
16	TOTAL Steam Production Plant (Enter		
17	Total of lines 9 thru 15)	\$ -	\$ -
18	<u>B. Nuclear Production Plant</u>		
19	(320) Land and Land Rights	\$ -	\$ -
20	(321) Structures and Improvements	\$ -	\$ -
21	(322) Reactor Plant Equipment	\$ -	\$ -
22	(323) Turbogenerator Units	\$ -	\$ -
23	(324) Accessory Electric Equipment	\$ -	\$ -
24	(325) Misc. Power Plant Equipment	\$ -	\$ -
25	TOTAL Nuclear Production Plant (Enter		
26	Total of lines 19 thru 24)	\$ -	\$ -
27	<u>C. Hydraulic Production Plant</u>		
28	(330) Land and Land Rights	\$ -	\$ -
29	(331) Structures and Improvements	\$ -	\$ -
30	(332) Reservoirs, Dams, and Waterways	\$ -	\$ -
31	(333) Water Wheels, Turbines, & Generators	\$ -	\$ -
32	(334) Accessory Electric Equipment	\$ -	\$ -
33	(335) Misc. Power Plant Equipment	\$ -	\$ -
34	(336) Roads, Railroads, and Bridges	\$ -	\$ -
35	TOTAL Hydraulic Production Plant (Enter		
36	Total of lines 28 and 34)	\$ -	\$ -
37	<u>D. Other Production Plant</u>		
38	(340) Land and Land Rights	\$ -	\$ -
39	(341) Structures and Improvements	\$ -	\$ -
40	(342) Fuel Holders, Products and Accessories	\$ -	\$ -
41	(343) Prime Movers	\$ -	\$ -
42	(344) Generators	\$ -	\$ -
43	(345) Accessory Electric Equipment	\$ -	\$ -

* AMOUNTS ARE VIRGINIA ONLY

Name of Respondent		This report is:		Date of Report	Year of Report
KENTUCKY UTILITIES COMPANY*		(1) <input checked="" type="checkbox"/> An Original (2) <input type="checkbox"/> A Resubmission		(Mo, Da, Yr)	December 31, 2015
ELECTRIC PLANT IN SERVICE (ACCOUNTS 101, 102, 103, AND 106)					
tentative account distributions of these amounts. Careful observance of the above instructions and the texts of Accounts 101 and 106 will avoid serious omissions of the reported amount of respondent's plant actually in service at end of year.			7. For Account 399, state the nature and use of plant included in this account and, if substantial in amount, submit a supplementary statement showing subaccount classification of such plant conforming to the requirements of these pages.		
6. Show in column (f) reclassifications or transfers within utility plant accounts. Include also in column (f) the additions or reductions of primary account classifications arising from distribution of amounts initially recorded in Account 102. In showing the clearance of Account 102, include in column (e) the amounts with respect to accumulated provision for depreciation, acquisition adjustments, etc., and show in column (f) only the offset to the debits or credits distributed in column (f) to primary account classifications.			8. For each amount comprising the reported balance and changes in Account 102, state journal entries have been filed with the Commission as required by the Uniform System of Accounts. Give also date of such filing.		
Retirements	Adjustments	Transfers	Balance at		Line
(d)	(e)	(f)	End of Year		No.
			(g)		
\$ -	\$ -	\$ -	\$ 5,339	(301)	1
\$ -	\$ -	\$ -	\$ -	(302)	2
\$ -	\$ -	\$ -	\$ -	(303)	3
\$ -	\$ -	\$ -	\$ -		4
\$ -	\$ -	\$ -	\$ 5,339		5
\$ -	\$ -	\$ -	\$ -		6
\$ -	\$ -	\$ -	\$ -		7
\$ -	\$ -	\$ -	\$ -	(310)	8
\$ -	\$ -	\$ -	\$ -	(311)	9
\$ -	\$ -	\$ -	\$ -	(312)	10
\$ -	\$ -	\$ -	\$ -	(313)	11
\$ -	\$ -	\$ -	\$ -	(314)	12
\$ -	\$ -	\$ -	\$ -	(315)	13
\$ -	\$ -	\$ -	\$ -	(316)	14
\$ -	\$ -	\$ -	\$ -		15
\$ -	\$ -	\$ -	\$ -		16
\$ -	\$ -	\$ -	\$ -		17
\$ -	\$ -	\$ -	\$ -	(320)	18
\$ -	\$ -	\$ -	\$ -	(321)	19
\$ -	\$ -	\$ -	\$ -	(322)	20
\$ -	\$ -	\$ -	\$ -	(323)	21
\$ -	\$ -	\$ -	\$ -	(324)	22
\$ -	\$ -	\$ -	\$ -	(325)	23
\$ -	\$ -	\$ -	\$ -		24
\$ -	\$ -	\$ -	\$ -		25
\$ -	\$ -	\$ -	\$ -		26
\$ -	\$ -	\$ -	\$ -		27
\$ -	\$ -	\$ -	\$ -	(330)	28
\$ -	\$ -	\$ -	\$ -	(331)	29
\$ -	\$ -	\$ -	\$ -	(332)	30
\$ -	\$ -	\$ -	\$ -	(333)	31
\$ -	\$ -	\$ -	\$ -	(334)	32
\$ -	\$ -	\$ -	\$ -	(335)	33
\$ -	\$ -	\$ -	\$ -	(336)	34
\$ -	\$ -	\$ -	\$ -		35
\$ -	\$ -	\$ -	\$ -		36
\$ -	\$ -	\$ -	\$ -		37
\$ -	\$ -	\$ -	\$ -	(340)	38
\$ -	\$ -	\$ -	\$ -	(341)	39
\$ -	\$ -	\$ -	\$ -	(342)	40
\$ -	\$ -	\$ -	\$ -	(343)	41
\$ -	\$ -	\$ -	\$ -	(344)	42
\$ -	\$ -	\$ -	\$ -	(345)	43

* AMOUNTS ARE VIRGINIA ONLY

Name of Respondent		This report is:	Date of Report	Year of Report
KENTUCKY UTILITIES COMPANY*		(1) <input checked="" type="checkbox"/> An Original (2) <input type="checkbox"/> A Resubmission	(Mo, Da, Yr)	December 31, 2015
ELECTRIC PLANT IN SERVICE (ACCOUNTS 101, 102, 103, AND 106) (Continued)				
Line No.	Account	Balance at Beginning of Year	Additions	
	(a)	(b)	(c)	
44	(346) Misc Power Plant Equipment	\$ -	\$ -	-
45	TOTAL Other Production Plant (Enter			
46	Total of lines 38 thru 44)	\$ -	\$ -	-
47	TOTAL Production Plant (Enter Total			
48	of lines 17, 26, 36, and 46)	\$ -	\$ -	-
49	<u>3. TRANSMISSION PLANT</u>			
50	(350) Land and Land Rights	\$ 2,164,331	\$ -	-
51	(352) Structures and Improvements	\$ 1,618,033	\$ -	-
52	(353) Station Equipment	\$ 20,730,625	\$ -	965,190
53	(354) Towers and Fixtures	\$ 7,181,081	\$ -	-
54	(355) Poles and Fixtures	\$ 9,932,649	\$ -	1,309,887
55	(356) Overhead Conductors and Devices	\$ 16,964,092	\$ -	(133,733)
56	(357) Underground Conduit	\$ -	\$ -	-
57	(358) Underground Conductors and Devices	\$ -	\$ -	-
58	(359) Roads and Trails	\$ -	\$ -	-
59	TOTAL Transmission Plant (Enter Total			
60	of lines 50 thru 58)	\$ 58,590,811	\$ -	2,141,344
61	<u>4. DISTRIBUTION PLANT</u>			
62	(360) Land and Land Rights	\$ 193,251	\$ -	-
63	(361) Structures and Improvements	\$ 446,703	\$ -	42,794
64	(362) Station Equipment	\$ 7,833,883	\$ -	237,326
65	(363) Storage Battery Equipment	\$ -	\$ -	-
66	(364) Poles, Towers, and Fixtures	\$ 26,064,988	\$ -	745,479
67	(365) Overhead Conductors and Devices	\$ 22,827,954	\$ -	1,787,413
68	(366) Underground Conductors and Devices	\$ -	\$ -	-
69	(367) Underground Conductors and Devices	\$ 3,840,834	\$ -	112,963
70	(368) Line Transformers	\$ 13,747,796	\$ -	(20,481)
71	(369) Services	\$ 5,218,707	\$ -	-
72	(370) Meters	\$ 3,744,226	\$ -	325,874
73	(371) Installations on Customer Premises	\$ 855,168	\$ -	-
74	(372) Leased Property on Customer Premises	\$ -	\$ -	-
75	(373) Street Lighting and Signal Systems	\$ 2,580,492	\$ -	96,029
76	TOTAL Distribution Plant (Enter Total			
77	of lines 62 thru 75)	\$ 87,354,002	\$ -	3,327,397
78	<u>5. GENERAL PLANT</u>			
79	(389) Land and Land Rights	\$ 80,602	\$ -	-
80	(390) Structures and Improvements	\$ 958,261	\$ -	118,158
81	(391) Office Furniture and Equipment	\$ 10,437	\$ -	-
82	(392) Transportation Equipment	\$ 169,851	\$ -	-
83	(393) Stores Equipment	\$ 4,526	\$ -	-
84	(394) Tools, Shop and Garage Equipment	\$ 417,151	\$ -	48,272
85	(395) Laboratory Equipment	\$ -	\$ -	-
86	(396) Power Operated Equipment	\$ 282,278	\$ -	-
87	(397) Communication Equipment	\$ 925,247	\$ -	-
88	(398) Miscellaneous Equipment	\$ -	\$ -	-
89	SUBTOTAL (Enter Total of lines			
90	79 thru 88)	\$ 2,848,353	\$ -	166,430
91	(399) Other Tangible Property	\$ -	\$ -	-
92	TOTAL General Plant (Enter Total			
93	of lines 90 and 91)	\$ 2,848,353	\$ -	166,430
94	TOTAL (Accounts 101 and 106)	\$ 148,798,505	\$ -	5,635,171
95	(102) Elec Plant Purchased (See Instr. 8)	\$ -	\$ -	-
96	(Less) (102) Elec Plant Sold (See Instr. 8)	\$ -	\$ -	-
97	(103) Experimental Plant Unclassified	\$ -	\$ -	-
98	TOTAL Electric Plant in Service	\$ 148,798,505	\$ -	5,635,171

* AMOUNTS ARE VIRGINIA ONLY

Name of Respondent		This report is:		Date of Report	Year of Report
KENTUCKY UTILITIES COMPANY*		(1) <input checked="" type="checkbox"/> An Original (2) <input type="checkbox"/> A Resubmission		(Mo, Da, Yr)	December 31, 2015
ELECTRIC PLANT IN SERVICE (ACCOUNTS 101, 102, 103, AND 106) (Continued)					
Retirements	Adjustments	Transfers	Balance at End of Year		Line No.
(d)	(e)	(f)	(g)		
\$ -	\$ -	\$ -	\$ -	(346)	44
\$ -	\$ -	\$ -	\$ -		45
\$ -	\$ -	\$ -	\$ -		46
\$ -	\$ -	\$ -	\$ -		47
\$ -	\$ -	\$ -	\$ -		48
\$ -	\$ -	\$ -	\$ 2,164,331	(350)	49
\$ 112	\$ -	\$ -	\$ 1,617,921	(352)	50
\$ 116,717	\$ -	\$ 291,019	\$ 21,870,117	(353)	51
\$ -	\$ -	\$ -	\$ 7,181,081	(354)	52
\$ 28,952	\$ -	\$ -	\$ 11,213,584	(355)	53
\$ 4,168	\$ -	\$ -	\$ 16,826,191	(356)	54
\$ -	\$ -	\$ -	\$ -	(357)	55
\$ -	\$ -	\$ -	\$ -	(358)	56
\$ -	\$ -	\$ -	\$ -	(359)	57
\$ -	\$ -	\$ -	\$ -		58
\$ 149,949	\$ -	\$ 291,019	\$ 60,873,225		59
\$ -	\$ -	\$ -	\$ 193,251	(360)	60
\$ 3,245	\$ -	\$ -	\$ 486,252	(361)	61
\$ 6,987	\$ -	\$ -	\$ 8,064,222	(362)	62
\$ -	\$ -	\$ -	\$ -	(363)	63
\$ 305,747	\$ -	\$ -	\$ 26,504,720	(364)	64
\$ 878,456	\$ -	\$ -	\$ 23,736,911	(365)	65
\$ -	\$ -	\$ -	\$ -	(366)	66
\$ 1,367	\$ -	\$ -	\$ 3,952,430	(367)	67
\$ 392,426	\$ -	\$ -	\$ 13,334,889	(368)	68
\$ -	\$ -	\$ -	\$ 5,218,707	(369)	69
\$ 27,911	\$ -	\$ -	\$ 4,042,189	(370)	70
\$ -	\$ -	\$ -	\$ 855,168	(371)	71
\$ -	\$ -	\$ -	\$ -	(372)	72
\$ 55,667	\$ -	\$ -	\$ 2,620,854	(373)	73
\$ -	\$ -	\$ -	\$ -		74
\$ 1,671,806	\$ -	\$ -	\$ 89,009,593		75
\$ -	\$ -	\$ -	\$ 80,602	(389)	76
\$ 1,959	\$ -	\$ -	\$ 1,074,460	(390)	77
\$ 3,040	\$ -	\$ -	\$ 7,397	(391)	78
\$ -	\$ -	\$ (169,851)	\$ -	(392)	79
\$ -	\$ -	\$ -	\$ 4,526	(393)	80
\$ 1,172	\$ -	\$ -	\$ 464,251	(394)	81
\$ -	\$ -	\$ -	\$ -	(395)	82
\$ -	\$ -	\$ -	\$ 282,278	(396)	83
\$ -	\$ -	\$ -	\$ 925,247	(397)	84
\$ -	\$ -	\$ -	\$ -	(398)	85
\$ -	\$ -	\$ -	\$ -		86
\$ 6,171	\$ -	\$ (169,851)	\$ 2,838,761		87
\$ -	\$ -	\$ -	\$ -	(399)	88
\$ -	\$ -	\$ -	\$ -		89
\$ 6,171	\$ -	\$ (169,851)	\$ 2,838,761		90
\$ 1,827,926	\$ -	\$ 121,168	\$ 152,726,918		91
\$ -	\$ -	\$ -	\$ -	(102)	92
\$ -	\$ -	\$ -	\$ -		93
\$ -	\$ -	\$ -	\$ -	(103)	94
\$ 1,827,926	\$ -	\$ 121,168	\$ 152,726,918		95

* AMOUNTS ARE VIRGINIA ONLY

Name of Respondent	This report is:	Date of Report	Year of Report
KENTUCKY UTILITIES COMPANY*	(1) <input checked="" type="checkbox"/> An Original	(Mo, Da, Yr)	December 31, 2015
ELECTRIC PLANT IN SERVICE (ACCOUNTS 101, 102, 103, AND 106) (Continued)			

Row 52 Column F

Transfer of spare equipment between Kentucky and Virginia for emergency replacement of failed equipment.

Row 82 Column F

Transfer from Virginia to Kentucky for an incorrect classification of transportation equipment.

* AMOUNTS ARE VIRGINIA ONLY

Name of Respondent	This report is: (1) <input checked="" type="checkbox"/> An Original (2) <input type="checkbox"/> A Resubmission	Date of Report (Mo, Da, Yr)	Year of Report
KENTUCKY UTILITIES COMPANY*			December 31, 2015

ELECTRIC OPERATING REVENUES (Account 400)

- Report below operating revenues for each prescribed account, and manufactured gas revenues in total.
- Report number of customers, columns (f) and (g), on the basis of meters, in addition to the number of flat rate accounts; except that where separate meter readings are added for billing purposes, one customer should be counted for each group of meters added. The average number of customers means the average of twelve figures at the close of each month.
- If increases or decreases from previous year (columns (c), (e), and (g)), are not derived from previously reported figures, explain any inconsistencies in a footnote.

Line No.	Title of Account (a)	VIRGINIA OPERATING REVENUES	
		Amount for year (b)	Amount for Previous Year (c)
1	Sales of Electricity		
2	(440) Residential Sales	\$ 35,685,519	\$ 39,819,312
3	(442) Commercial and Industrial Sales (A)		
4	Small (or Comm.) (See Instr. 4) (A)	\$ 18,004,239	\$ 18,398,632
5	Large (or Ind.) (See Instr. 4) (A)	\$ 10,721,025	\$ 13,739,210
6	(444) Public Street and Highway Lighting	\$ 364,959	\$ 297,507
7	(445) Other Sales to Public Authorities	\$ 6,611,611	\$ 7,064,483
8	(446) Sales to Railroads and Railways	\$ -	\$ -
9	(448) Interdepartmental Sales	\$ -	\$ -
10	Total Sales to Ultimate Consumers	\$ 71,387,353	\$ 79,319,144
11			
12	(447) Sales for Resale	\$ -	\$ -
13	Total Sales of Electricity	\$ (B) 71,387,353	\$ 79,319,144
14			
15	(Less) (449.1) Provision for Rate Refunds	\$ -	\$ -
16	Total Revenues Net of Provision For Refunds	\$ (B) 71,387,353	\$ 79,319,144
17			
18	Other Operating Revenues		
19	(450) Forfeited Discounts	\$ 156,427	\$ 159,501
20	(451) Miscellaneous Service Revenues	\$ 121,658	\$ 134,429
21	(453) Sales of Water and Water Power	\$ -	\$ -
22	(454) Rent from Electric Property	\$ 226,124	\$ 233,212
23	(455) Interdepartmental Rents	\$ -	\$ -
24	(456) Other Electric Revenues	\$ 1,415	\$ 1,436
25	Total Other Operating Revenues	\$ 505,624	\$ 528,578
26			
27	Total Electric Operating Revenues	\$ 71,892,977	\$ 79,847,722

(A) Small category includes Commercial Lighting and Power Accounts. Large category includes Industrial Lighting and Power and Mine Power Accounts. This is the same basis used for the previous year FERC Form No. 1.
 (B) Includes \$(2,755,000) unbilled or accrued revenues.

* AMOUNTS ARE VIRGINIA ONLY

Name of Respondent		This report is:		Date of Report		Year of Report		
KENTUCKY UTILITIES COMPANY*		(1) <u>X</u> An Original (2) _____ A Resubmission		(Mo, Da, Yr)		December 31, 2015		
ELECTRIC OPERATING REVENUES (Account 400) (Continued)								
<p>4. Commercial and Industrial Sales, Account 442, may be classified according to the basis of classification (Small or Commercial, and Large or Industrial) regularly used by the respondent if such basis of classification is not generally greater than 1000 Kw of demand. (See Account 442 of the Uniform System of Accounts. Explain basis of classification in a footnote.)</p>				<p>5. See page 108, Important Changes during Year, for important new territory added and important rate increases or decreases.</p> <p>6. For lines 2, 4, 5, and 6, see page 304 for amounts relating to unbilled revenue by accounts.</p> <p>7. Include unmetered sales. Provide details of such sales in a footnote.</p>				
VIRGINIA MEGAWATT HOURS SOLD				VIRGINIA AVG. NO. CUSTOMERS PER MONTH				
Amount for Year (d)		Amount for Previous Year (e)		Number for Year (f)		Number for Previous Year (g)		Line No.
373,337		406,070		23,715		23,899		1
193,379		189,044		3,622		3,624		2
125,925		165,047		85		85		3
1,660		1,394		28		30		4
72,574		74,578		901		888		5
-		-		-		-		6
-		-		-		-		7
766,875		836,133		28,351		28,526		8
-		-		-		-		9
(C) 766,875		836,133		28,351		28,526		10
-		-		-		-		11
766,875		836,133		28,351		28,526		12
-		-		-		-		13
766,875		836,133		28,351		28,526		14
<p>(C) Includes (12,085) MWH relating to unbilled revenues.</p>								

* AMOUNTS ARE VIRGINIA ONLY

Name of Respondent KENTUCKY UTILITIES COMPANY*		This report is: (1) <u>X</u> An Original (2) _____ A Resubmission		Date of Report (Mo, Da, Yr)	Year of Report December 31, 2015
ELECTRIC OPERATING REVENUES (Account 400)					
<p>1. Report below operating revenues for each prescribed account, and manufactured gas revenues in total.</p> <p>2. Report number of customers, columns (f) and (g), on the basis of meters, in addition to the number of flat rate accounts; except that where separate meter readings are added for billing purposes, one customer should be counted for each group of meters added. The average number of customers means the average of twelve figures at the close of each month.</p> <p>3. If increases or decreases from previous year (columns (c), (e), and (g)), are not derived from previously reported figures, explain any inconsistencies in a footnote.</p>					
Line No.	Title of Account (a)	VIRGINIA JURISDICTIONAL OPERATING REVENUES			
		Amount for year (b)		Amount for Previous Year (c)	
1	Sales of Electricity				
2	(440) Residential Sales	\$	35,685,309	\$	39,819,077
3	(442) Commercial and Industrial Sales (A)				
4	Small (or Comm.) (See Instr. 4) (A)	\$	17,977,970	\$	18,373,263
5	Large (or Ind.) (See Instr. 4) (A)	\$	10,721,025	\$	13,739,210
6	(444) Public Street and Highway Lighting	\$	-	\$	-
7	(445) Other Sales to Public Authorities	\$	-	\$	-
8	(446) Sales to Railroads and Railways	\$	-	\$	-
9	(448) Interdepartmental Sales	\$	-	\$	-
10	Total Sales to Ultimate Consumers	\$	64,384,304	\$	71,931,550
11					
12	(447) Sales for Resale	\$	-	\$	-
13	Total Sales of Electricity	\$ (B)	64,384,304	\$	71,931,550
14					
15	(Less) (449.1) Provision for Rate Refunds	\$	-	\$	-
16	Total Revenues Net of Provision For Refunds	\$ (B)	64,384,304	\$	71,931,550
17					
18	Other Operating Revenues				
19	(450) Forfeited Discounts	\$	141,082	\$	144,645
20	(451) Miscellaneous Service Revenues	\$	109,723	\$	121,909
21	(453) Sales of Water and Water Power	\$	-	\$	-
22	(454) Rent from Electric Property	\$	51,071	\$	49,119
23	(455) Interdepartmental Rents	\$	-	\$	-
24	(456) Other Electric Revenues	\$	150	\$	187
25	Total Other Operating Revenues	\$	302,026	\$	315,860
26					
27	Total Electric Operating Revenues	\$	64,686,330	\$	72,247,410
<p>(A) Small category includes Commercial Lighting and Power Accounts. Large category includes Industrial Lighting and Power and Mine Power Accounts. This is the same basis used for the previous year FERC Form No. 1.</p> <p>(B) Includes \$(2,573,065) unbilled or accrued revenues.</p>					

* AMOUNTS ARE VIRGINIA JURISDICTIONAL ONLY

Name of Respondent		This report is:		Date of Report	Year of Report
KENTUCKY UTILITIES COMPANY*		(1) <input checked="" type="checkbox"/> An Original (2) <input type="checkbox"/> A Resubmission		(Mo, Da, Yr)	December 31, 2015
ELECTRIC OPERATING REVENUES (Account 400) (Continued)					
<p>4. Commercial and Industrial Sales, Account 442, may be classified according to the basis of classification (Small or Commercial, and Large or Industrial) regularly used by the respondent if such basis of classification is not generally greater than 1000 Kw of demand. (See Account 442 of the Uniform System of Accounts. Explain basis of classification in a footnote.)</p>			<p>5. See page 108, Important Changes during Year, for important new territory added and important rate increases or decreases.</p> <p>6. For lines 2, 4, 5, and 6, see page 304 for amounts relating to unbilled revenue by accounts.</p> <p>7. Include unmetered sales. Provide details of such sales in a footnote.</p>		
VIRGINIA JURISDICTIONAL MEGAWATT HOURS SOLD			VIRGINIA JURISDICTIONAL AVG. NO. CUSTOMERS PER MONTH		
Amount for Year (d)	Amount for Previous Year (e)	Number for Year (f)	Number for Previous Year (g)	Line No.	
373,336	406,069	23,710	23,896	1	
				2	
193,091	188,767	3,612	3,614	3	
125,925	165,047	85	85	4	
-	-	-	-	5	
-	-	-	-	6	
-	-	-	-	7	
-	-	-	-	8	
-	-	-	-	9	
692,352	759,883	27,407	27,595	10	
-	-	-	-	11	
(C) 692,352	759,883	27,407	27,595	12	
-	-	-	-	13	
692,352	759,883	27,407	27,595	14	
(C) Includes (12,315) MWH relating to unbilled revenues.					

* AMOUNTS ARE VIRGINIA JURISDICTIONAL ONLY

LOUISVILLE GAS AND ELECTRIC COMPANY

CASE NO. 2016-00371

**Response to AT&T's Initial Data Requests for Information
Dated January 11, 2017**

Question No. 14

Responding Witness: Valerie L. Scott

- Q-14. Please provide copies of the two most recent comprehensive audited annual financial reports for LG&E and all related notes, Management Discussion and Analysis and auditor opinions.
- A-14. See Filing Requirement 807 KAR 5:001 Section 16(7)(p) for the integrated 2015 and 2014 Forms 10-K. These documents contain Louisville Gas and Electric Company's audited financial statements, Management Discussion and Analysis and auditor opinions.

LOUISVILLE GAS AND ELECTRIC COMPANY

CASE NO. 2016-00371

**Response to AT&T's Initial Data Requests for Information
Dated January 11, 2017**

Question No. 15

Responding Witness: John K. Wolfe

- Q-15. Does LG&E allow any persons or entities to attach to support structures other than distribution poles owned by LG&E (including, without limitation, street light poles, traffic signal poles, or any other structure)?
- A-15. LG&E permits attachments to wood distribution poles, wood street light poles in the public right of way, and poles (not towers) supporting transmission facilities that also support distribution facilities. LG&E permits Personal Communication Services attachments to suitable towers supporting transmission facilities.

LOUISVILLE GAS AND ELECTRIC COMPANY

CASE NO. 2016-00371

**Response to AT&T's Initial Data Requests for Information
Dated January 11, 2017**

Question No. 16

Responding Witness: John K. Wolfe

Q-16. If the response to Request No. 15 is anything other than an unequivocal "no," please describe in detail: (a) which persons or entities are allowed to attach; (b) to which structures other than distribution poles owned by LG&E they are allowed to attach; and (c) the rates, terms, and conditions that apply to such attachments. Additionally, please provide representative photographs, schematics, and/or similar depictions of the attachments allowed for each type of support structure.

A-16. Personal Communications Services carriers may attach macro cellular antennas to transmission towers operating at 139kv or less under limited circumstances. As neither the current CTAC Rate Schedule nor the proposed PSA Rate Schedule applies to macro cellular antennas, the rates and terms of such attachments are governed by a negotiated license agreement between LG&E and the attachment owner. Such attachments are subject to a structural analysis and subject to LG&E's outage constraints for the tower and transmission circuit(s) in question. See attached, for representative photographs of macro cellular antennas to transmission towers operating at 138kv or less. LG&E does not have schematics and/or similar depictions of these attachments readily available.

Cable television system operators and telecommunications carriers are permitted to attach to wood street light poles in the public right of way and poles (not towers) supporting transmission facilities that also support distribution facilities under the same terms and conditions they are allowed to attach wood distribution poles. See response to KCTA 1-16 for representative schematics and construction standards for attachments to wood street light poles and poles supporting transmission facilities that also support distribution facilities. Poles supporting transmission facilities that also support distribution facilities are also subject to LG&E's transmission department's review, including a structural analysis.





LOUISVILLE GAS AND ELECTRIC COMPANY

CASE NO. 2016-00371

**Response to AT&T's Initial Data Requests for Information
Dated January 11, 2017**

Question No. 17

Responding Witness: Robert M. Conroy

Q-17. Does LG&E contend that ground wires and service drops are attachments to which its proposed tariff applies? If so, please identify and explain in detail the language in the proposed tariff that supports this contention.

A-17. Under the proposed PSA Rate Schedule, ground wires will not be considered attachments for purposes of assessing an attachment charge. As to service drops, Subsection 7i of the "Terms and Conditions of Attachment Section" provides:

A Service Drop may be affixed and installed on a Distribution Pole without making written application if (1) it is affixed within six (6) inches of Attachment Customer's existing Attachment, (2) it conforms to all Company standards and all federal, state and local government laws, rules, regulations, ordinances, or other lawful directives applicable to construction and installation of Attachments, and (3) written notice of each such Service Drop is provided to Company in the month following the month of its installation. A Service Drop shall be counted as an Attachment for purposes of billing and permitting if it (1) is attached to a pole without an existing Attachment, (2) extends more than one span along the trunk line (in which case each individual pole to which such Service Drop is attached shall be treated as the site of an individual Attachment), or (3) is not affixed to a pole within six (6) inches of Attachment Customer's existing Attachment.

LOUISVILLE GAS AND ELECTRIC COMPANY

CASE NO. 2016-00371

**Response to AT&T's Initial Data Requests for Information
Dated January 11, 2017**

Question No. 18

Responding Witness: Robert M. Conroy

- Q-18. The proposed tariff provides (Section 8.b, Original Sheet No. 40.7) that "All Attachments shall be constructed and installed in a manner reasonably satisfactory to [LG&E] and so as not to interfere with [LG&E's] present or future use of its Structures." Is this provision limited to LG&E's present or future use of its Structures for the purpose of providing regulated utility service? If not, please explain in detail why it is not so limited.
- A-18. The Company currently has no plans to use its facilities for any purpose other than providing regulated utility service. But unforeseen events or circumstances may require the Company to consider the use of these facilities for other purposes. Should it consider such other uses at some point in the future, current Kentucky law will permit Commission review of such uses and their effect on the Company's provision of regulated utility services.

LOUISVILLE GAS AND ELECTRIC COMPANY

CASE NO. 2016-00371

**Response to AT&T's Initial Data Requests for Information
Dated January 11, 2017**

Question No. 19

Responding Witness: John K. Wolfe

- Q-19. The proposed tariff (Section 7.c, Original Sheet No. 40.5) provides that “[LG&E] reserves the right to deny access to any Structure based on lack of capacity, safety, reliability, engineering standards or other good reason.” Please explain in detail what “other good reason” (aside from lack of capacity, safety, reliability, engineering standards) LG&E contemplates would support denial of access to a Structure.
- A-19. Electric distribution systems and the underlying infrastructure supporting those systems are complex and traverse a diverse geographic landscape. It is impossible for LG&E to identify and list all circumstances in which denial of access is appropriate and necessary. The provision in question allows LG&E the discretion and flexibility to address unforeseen circumstances in which denial of access is in the best interests of the public.

LOUISVILLE GAS AND ELECTRIC COMPANY

CASE NO. 2016-00371

**Response to AT&T's Initial Data Requests for Information
Dated January 11, 2017**

Question No. 20

Responding Witness: Robert M. Conroy

- Q-20. Does the proposed tariff allow for an attacher to self-insure? If so, please describe in detail all conditions or limitations LG&E would apply to an attacher's ability to self-insure and cite to specific language in the proposed tariff supporting your response. If not, please explain in detail why it does not.
- A-20. The proposed PSA Rate Schedule provides no option for self-insurance. It requires the Attachment Customer to provide and maintain stated levels of insurance. Subsection 22d of Terms and Conditions of Attachment Section provides in pertinent part: "All policies shall be written by insurance companies that are licensed to do business in Kentucky and that are either satisfactory to Company or have a Best Rating of not less than 'A-'." Similarly, the current CTAC Rate Schedule makes no provision for self-insurance and requires that policies be maintained "in an Insurance Company(s) authorized to do business in the Commonwealth of Kentucky." *See* LG&E Tariff, P.S.C. Electric No. 10, Original Sheet No. 40.3. The Commission has previously found that a pole owner may "require insurance or a bond (at CATV's option) to protect the utility and the public against claims for liability arising out of the negligence of the CATV operator or the joint negligence of the CATV operator and the utility." *The Adoption of A Standard Methodology for Establishing Rates for CATV Pole Attachments*, Administrative Case No. 251 (Ky. PSC Sept. 17, 1982). Permitting self-insurance would expose the public and the Company to financial risk in the event of the insolvency or bankruptcy of the self-insured Attachment Customer, largely defeating the purpose for requiring insurance in the first place.

LOUISVILLE GAS AND ELECTRIC COMPANY

CASE NO. 2016-00371

**Response to AT&T's Initial Data Requests for Information
Dated January 11, 2017**

Question No. 21

Responding Witness: Robert M. Conroy

- Q-21. To the extent a bond is required of an attacher, would LG&E accept a performance bond instead of a surety bond? If so, please cite to specific language in the proposed tariff supporting your response. If not, please explain in detail why not.
- A-21. No. Performance bonds are a subset of surety bonds or bonds and are distinguishable from "payment bonds," another subset of surety bonds or bonds. The surety bonds that LG&E proposes to require would apply not just to the Attachment Customer's performance of obligations such as removal of attachments but also to payment of sums owed for attachment charges. See Subsection 23 of Terms and Conditions of Attachment Section ("Such bond shall guarantee the payment of any sums which may become due to attachment charges, inspections or work performed by Company under this Schedule or the Attachment Customer Agreement, including the removal of attachments upon termination of the Agreement by any of its provisions.").

LOUISVILLE GAS AND ELECTRIC COMPANY

CASE NO. 2016-00371

**Response to AT&T's Initial Data Requests for Information
Dated January 11, 2017**

Question No. 22

Responding Witness: Robert M. Conroy

- Q-22. The proposed tariff (Section 20, Original Sheet No. 40.15) provides that LG&E “may terminate an Attachment Customer Agreement by providing [the Attachment Customer] written notice of termination at least 60 days prior to the end of the term service,” and that upon termination, the Attachment Customer must “remove all Attachments and Structures and other Company property within 180 days.” Does LG&E contend that it can terminate an Attachment Customer Agreement without cause? If so, please identify any federal or state statutes, rules, orders, or decision that support LG&E’s contention that it can terminate an attachment agreement of this nature without cause.
- A-22. The PSA Rate Schedule permits LG&E to terminate an Attachment Customer Agreement at its discretion at the end of the contract term if it provides the required 60 day notice.

KRS 278.030(2) permits LG&E to “establish reasonable rules governing the conduct of its business and the conditions under which it shall be required to render service.” KRS 278.160(1) requires LG&E to file with the Commission “schedules showing all rates and conditions for service established by it and collected or enforced.” The Commission has held that “KRS 278.160 requires a utility to provide utility service in accordance with the terms of its filed rate schedules.” *North Marshall Water District*, Case No. 2007-00275 (Ky. PSC Dec. 5, 2007) at 2. The proposed PSA Rate Schedule establishes a term of service and further provides the Attachment Customer and LG&E the right to terminate the contract under certain specified conditions. For LG&E, these conditions include an Attachment Customer’s failure to “pay any undisputed fee required, perform any material obligations undertaken or satisfy any warranty or representation made under the Attachment Customer Agreement or with any of the provisions of . . . [the PSA Rate] Schedule or default in any of its obligations under this Tariff and shall fail within 30 days after written notice from Company to correct such default or non-compliance.” . See Subsection 19 of Terms and Conditions of Attachment Section. Subsection 20 permits either party to the Attachment Customer Agreement to voluntarily terminate the Agreement at its discretion without cause.

LOUISVILLE GAS AND ELECTRIC COMPANY

CASE NO. 2016-00371

**Response to AT&T's Initial Data Requests for Information
Dated January 11, 2017**

Question No. 23

Responding Witness: Robert M. Conroy

- Q-23. Please produce all documents identified in, described in, or supporting your response to each Request above, and identify with specificity which documents support the response to which Request.
- A-23. To the extent the data request above requests the production of a file or document compatible with the Commission's electronic filing procedures (such as Excel), the Company has provided that file in response to that specific request above.