

JOHN N. HUGHES
ATTORNEY AT LAW
PROFESSIONAL SERVICE CORPORATION
124 WEST TODD STREET
FRANKFORT, KENTUCKY 40601

TELEPHONE: (502) 227-7270

JNHUGHES@JOHNNHUGHESPSC.COM

May 24, 2016

Aaron Greenwell
Acting Executive Director
Public Service Commission
211 Sower Blvd.
Frankfort, KY 40601

Re: Atmos Energy Corporation
Case No. 2015-00343

Dear Mr. Gardner:

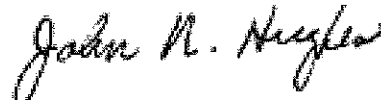
Atmos Energy Corporation submits the updated responses to the Commission's Second Data Requests, Item 2-22. I certify that the electronic documents are true and correct copies of the original documents.

If you have any questions about this filing, please contact me.

Submitted By:

Mark R. Hutchinson
Wilson, Hutchinson and Littlepage
611 Frederica St.
Owensboro, KY 42301
270 926 5011
randy@whplawfirm.com

And



John N. Hughes
124 West Todd St.
Frankfort, KY 40601
Phone: 502 227 7270
jnhughes@johnnhughespsc.com

Attorneys for Atmos Energy Corporation


COMMONWEALTH OF KENTUCKY

BEFORE THE PUBLIC SERVICE COMMISSION

IN THE MATTER OF)
RATE APPLICATION OF) Case No. 2015-00343
ATMOS ENERGY CORPORATION)

AFFIDAVIT


The Affiant, Gregory K. Waller, being duly sworn, deposes and states that the attached responses to Commission Staff's second request for information are true and correct to the best of his knowledge and belief.



Gregory K. Waller

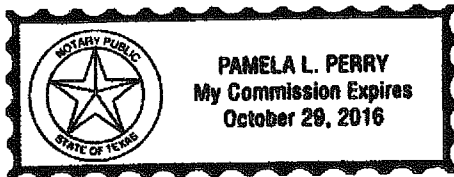
STATE OF Texas
COUNTY OF DALLAS

SUBSCRIBED AND SWORN to before me by Gregory K. Waller on this the 23rd day
of May, 2016.



Notary Public

My Commission Expires: 10-29-16



Case No. 2015-00343
Atmos Energy Corporation, Kentucky Division
Staff RFI Set No. 2
Question No. 2-22 (Supplement 2)
Page 1 of 1

SUPPLEMENTAL RESPONSE (5/24/2016)

REQUEST:

Refer to the Direct Testimony of Gregory K. Waller ("Waller Testimony"), page 7, lines 14-23, regarding the development of the test-year gross plant in service.

- a. For the three most recent historical fiscal years, 2013, 2014, and 2015, provide side-by-side monthly comparisons of budgeted additions to gross plant and actual additions to gross plant.
- b. For the available months of fiscal year 2016, provide a side-by-side monthly comparison of budgeted and actual additions to gross plant. Consider this a continuing request to be updated monthly.
- c. The forecasted test year in Atmos's most recent general rate case, Case No. 2013-00148,1 was the 12 months ended November 30, 2014. The 13-month average of total utility plant included in the net investment rate base approved by the Commission in that proceeding was \$454,377,225. Provide Atmos's actual 13-month average of total utility plant for that period. Include the actual monthly amounts and the calculation of the 13-month average balance in the response.

SUPPLEMENTAL RESPONSE:

Please see supplemental Attachment 1 for the Capex variance report through April 2016.

ATTACHMENT:

ATTACHMENT 1 - Atmos Energy Corporation, Staff_2-22_Att1_Suppl2 - Capex Variance Report through Apr 2016.xlsx, 1 Page.

Respondent: Greg Waller

Atmos Energy Corporation Capital Expenditures

Atmos Energy-KY/Mid-States Kentucky Division - 009DIV

		Fiscal 2016	Budget 2016	Fiscal 2015	Budget 2015	Fiscal 2014	Budget 2014	Fiscal 2013	Budget 2013
Capital	October	3,781,595	4,253,673	4,546,901	4,212,677	2,830,247	4,736,472	2,463,691	3,124,438
	November	6,964,803	4,958,596	2,956,561	4,361,721	3,030,340	4,791,804	2,705,239	2,906,702
	December	4,803,276	6,548,687	3,694,621	5,185,860	3,172,368	3,705,514	3,079,362	2,939,983
	January	3,640,353	4,253,172	2,394,917	4,268,296	2,740,035	2,658,647	2,633,378	1,693,137
	February	5,993,197	4,764,541	4,108,196	4,980,180	2,055,574	2,195,816	3,252,795	1,552,390
	March	5,622,845	5,196,074	3,677,676	5,084,944	3,580,652	3,929,111	2,020,899	2,411,069
	April	3,811,507	5,618,464	2,720,476	5,110,977	5,669,281	3,860,250	2,258,162	2,570,594
	May	0	6,878,287	4,796,960	6,648,216	4,147,320	3,857,814	2,713,561	3,385,416
	June	0	5,709,432	5,587,104	6,135,059	7,057,382	4,216,344	2,533,590	2,878,158
	July	0	5,820,303	5,194,561	3,971,526	6,860,264	3,576,720	3,131,980	2,543,564
	August	0	4,228,978	6,226,511	3,915,791	5,506,739	3,359,654	4,493,216	1,988,883
	September	0	5,795,924	9,582,169	1,978,456	2,636,535	2,768,150	4,226,175	1,811,074
	Total Year	36,295,133	64,026,131	55,486,654	55,853,703	49,286,734	43,656,295	35,512,047	29,805,409