

2/5/2015

KMB: KIMBERLY CLARK Stock Quote & Analysis - Zacks.com



Home	Stocks	Funds	Earnings	Screening	Finance	Portfolio	Education	Services	Quote or Search
------	--------	-------	----------	-----------	---------	-----------	-----------	----------	-----------------

[Join](#) | [Sign In](#) | [Help](#)

**QUOTES**

- [Quote Overview](#)
- [Real Time Quotes](#)
- [Option Chain](#)
- [Options Greek Montage](#)

**NEWS**

- [Zacks Commentary](#)
- [Company News](#)

**ESTIMATES**

- [Detailed Estimates](#)

**CHART**

- [Comparative](#)
- [Interactive Chart](#)
- [Price and Consensus](#)
- [12 month EPS](#)
- [Price & EPS Surprise](#)
- [Broker Recommendations](#)
- [Fundamental Charts](#)

**RESEARCH**

- [Full Company Report](#)
- [Zacks Equity Research](#)
- [Broker Digest Report](#)
- [Earnings Announcements](#)
- [Broker Reports](#)
- [Comparison to Industry](#)
- [Insiders](#)
- [Broker Recommendations](#)

**FINANCIALS**

- [Financial Overview](#)
- [Income Statements](#)
- [Balance Sheet](#)
- [Cash flow Statements](#)

**Kimberly Clark: (KMB)**

(Real Time Quote from BATS) As of Nov 6, 2014 11:23 AM ET

\$ **113.17 USD** +0.89 (0.79%) Volume: **555,392**

[+](#) Add to portfolio

[ZacksTrade Now](#)

Zacks Rank : 3-Hold

**Quote Overview**

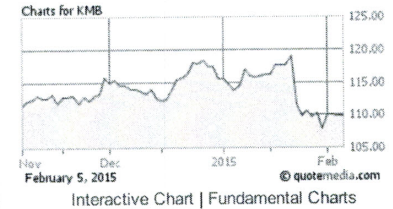
Stock Activity	Key Earnings Data		
Open	112.69	Forward PE	19.09
Day Low	108.46	PEG Ratio	2.64
Day High	113.39	Current Qtr Est	1.46
52 Wk Low	98.27	Current Yr Est	5.93
52 Wk High	114.15	Most Accurate Est	1.46
Avg. Volume	1,822,151	Qtr Earnings ESP <sup>[?]</sup>	0.00%
Market Cap	41.82 B	Exp Earnings Date	*BMO 1/23/15
Dividend	3.36 ( 2.97%)	Prior Year EPS	6.02
Beta	0.23	Exp EPS Growth	7.22%
Industry	CONSUMER PRD-MISC STPL		

\*BMO = Before Market Open \*AMC = After Market Close

Free Analyst Report for KMB

[Get Report](#)

**Chart for KMB**



**No Other Investment Firm Is Doing This**



"All Zacks buys and sells: \$1<sup>00</sup>. 1 month. Not 1 cent of further obligation."

[See Them Now >>](#)

Steve Reitmeler  
 Executive VP



Predict to see real-time community sentiment:

KMB Kimberly-Clark Corp.	Friday	In a Week	In a Month	In 3 Months
-----------------------------	--------	-----------	------------	-------------

Predicting constitutes acceptance of PredictWallStreet's terms of use.

**Premium Research for KMB**

Zacks Rank <sup>[?]</sup> **▲ Hold 3**

Zacks Industry Rank 105 / 265 (Top 40%)

**Equity Research Report**

( = Change in last 30 days)

**View All Zacks Rank #1 Strong Buys**

**Learn to Profit from the Zacks Rank**

**More Zacks Premium >>**

Zacks Recommendation has been removed. [Learn more](#)

**Premium Research : Industry Analysis**

Top Peers	Symbol	Zacks Rank
KIMBERLY CLARK	<b>KMB</b>	
WD 40 CO	<b>WDFC</b>	
NEWELL RUBBERMD	<b>NWL</b>	
ENERGIZER HLDGS	<b>ENR</b>	
TUPPERWARE BRND	<b>TUP</b>	

[See all CONSUMER PRD-MISC STPL Peers>>](#)

**Top Commentary for KMB**

- Halyard Health Debuts After Spin-Off from Kimberly-Clark
- Company News for October 22, 2014
- Kimberly-Clark's Q3 Earnings & Revenues Beat Estimates

**Company News for KMB**

- [Analysis of Relative Performance in the Household...](#)
- [Kimberly Clark \(KMB\) Showing Bullish Technicals ...](#)
- [Financial Results, Completed Spinoffs, Scheduled ...](#)
- [Kimberly-Clark Finalizes Health Care Spin-Off - Cl...](#)
- [Kimberly-Clark Spins Off Health Care Business - ...](#)

[More News for KMB >>](#)

**Company Summary**

Kimberly-Clark Corporation is one of the leading consumer products companies. Its global tissue, personal care and health care brands include Huggies, Pull-Ups, Kotex, Depend, Kleenex, Scott,

2/5/2015

MKC: MCCORMICK & CO Stock Quote & Analysis - Zacks.com



**+62.9%**  
Average Gain Per Year

Zacks' Super Strategy has beaten the market  
by more than 15X during the past decade.  
**See its latest stocks free.**

- Home
- Stocks
- Funds
- Earnings
- Screening
- Finance
- Portfolio
- Education
- Services
- Quote or Search

[Join](#) | [Sign In](#) | [Help](#)

- QUOTES**
  - Quote Overview
  - Real Time Quotes
  - Option Chain
  - Options Greek Montage
- NEWS**
  - Zacks Commentary
  - Company News
- ESTIMATES**
  - Detailed Estimates
- CHART**
  - Comparative
  - Interactive Chart
  - Price and Consensus
  - 12 month EPS
  - Price & EPS Surprise
  - Broker Recommendations
  - Fundamental Charts
- RESEARCH**
  - Full Company Report
  - Zacks Equity Research
  - Broker Digest Report
  - Earnings Announcements
  - Broker Reports
  - Comparison to Industry
  - Insiders
  - Broker Recommendations
- FINANCIALS**
  - Financial Overview
  - Income Statements
  - Balance Sheet
  - Cash flow Statements

**Mccormick & Co: (MKC)**

(Real Time Quote from BATS) As of Nov 6, 2014 11:23 AM ET

**\$72.69 USD**    +0.09 (0.12%)    Volume: **219,200**

[+](#) Add to portfolio    [ZacksTrade Now](#)

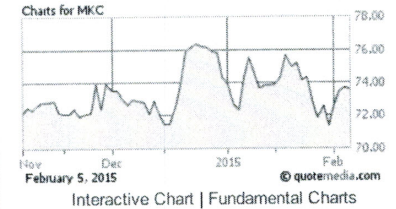
Zacks Rank : 2-Buy <sup>[?]</sup>

**Quote Overview**

Stock Activity		Key Earnings Data	
Open	72.60	Forward PE	21.37
Day Low	67.72	PEG Ratio	2.68
Day High	72.99	Current Qtr Est	1.14
52 Wk Low	62.75	Current Yr Est	3.35
52 Wk High	73.33	Most Accurate Est	1.11
Avg. Volume	643,889	Qtr Earnings ESP <sup>[?]</sup>	-2.63%
Market Cap	9.38 B	Exp Earnings Date	2/4/15
Dividend	1.48 (2.07%)	Prior Year EPS	3.41
Beta	0.53	Exp EPS Growth	7.97%
Industry		FOOD-MISC/DIVERSIFIED	

Free Analyst Report for MKC    [Get Report](#)

**Chart for MKC**



**Premium Research for MKC**

Zacks Rank <sup>[?]</sup>  Buy

Zacks Industry Rank    181 / 265 (Bottom 32%)

**Equity Research Report**

(    = Change in last 30 days)

**View All Zacks Rank #1 Strong Buys**

**Learn to Profit from the Zacks Rank**

[More Zacks Premium »](#)

Zacks Recommendation has been removed. [Learn more](#)

**Premium Research : Industry Analysis**

Top Peers	Symbol	Zacks Rank
MCCORMICK & CO	<b>MKC</b>	
POST HOLDINGS	<b>POST</b>	
CONAGRA FOODS	<b>CAG</b>	
HAIN CELESTIAL	<b>HAIN</b>	
UTD NATURAL FDS	<b>UNFI</b>	
ARAMARK HOLDING	<b>ARMK</b>	
BRF-BRASIL FOOD	<b>BRFS</b>	
BURCON NUTRA CP	<b>BUR</b>	
CHEFS WAREHOUSE	<b>CHEF</b>	
CHIQUITA BR INT	<b>CQB</b>	

**Do you own the RIGHT STOCKS?**

**ANALYZE ANY STOCK FREE!**

**VectorVest**

Predict to see real-time community sentiment:

	Friday	In a Week	In a Month	In 3 Months
MKC McCormick & Co., Inc.				

Predicting constitutes acceptance of PredictWallStreet's terms of use.

**Company News for MKC**

- Lance has the Best Relative Performance in the P...
- McCormick & Co (MKC) Crosses Pivot Point Resi...
- Shares of BRF - Brasil Foods Rank the Highest in ...
- Shares of General Mills Rank the Highest in Terms...
- Upgrade Alert for McCormick & Co (MKC) - Comte...

[More News for MKC »](#)

**Company Summary**

McCormick & Company, a diversified specialty food company, is a global leader in the manufacture,



2/5/2015

MCD: MCDONALDS CORP Stock Quote & Analysis - Zacks.com



**Zacks Method for Trading Home Study Course**

Unlock our best stock-picking strategies and everything you need to become a better investor. [Learn More »](#)



- Home
- Stocks
- Funds
- Earnings
- Screening
- Finance
- Portfolio
- Education
- Services
- Quote or Search

[Join](#) | [Sign In](#) | [Help](#)

**QUOTES**

- [Quote Overview](#)
- [Real Time Quotes](#)
- [Option Chain](#)
- [Options Greek Montage](#)

**NEWS**

- [Zacks Commentary](#)
- [Company News](#)

**ESTIMATES**

- [Detailed Estimates](#)

**CHART**

- [Comparative](#)
- [Interactive Chart](#)
- [Price and Consensus](#)
- [12 month EPS](#)
- [Price & EPS Surprise](#)
- [Broker Recommendations](#)
- [Fundamental Charts](#)

**RESEARCH**

- [Full Company Report](#)
- [Zacks Equity Research](#)
- [Broker Digest Report](#)
- [Earnings Announcements](#)
- [Broker Reports](#)
- [Comparison to Industry](#)
- [Insiders](#)
- [Broker Recommendations](#)

**FINANCIALS**

- [Financial Overview](#)
- [Income Statements](#)
- [Balance Sheet](#)
- [Cash flow Statements](#)

**Mcdonalds Corp: (MCD)**

(Real Time Quote from BATS) As of Nov 6, 2014 11:24 AM ET

**\$94.71 USD** +0.07 (0.07%) Volume: **896,235**

[+](#) Add to portfolio

[ZacksTrade Now](#)

Zacks Rank : **5-Strong Sell** 5

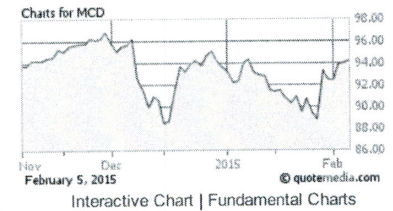
**Quote Overview**

Stock Activity		Key Earnings Data	
Open	94.74	Forward PE	18.60
Day Low	92.72	PEG Ratio	2.56
Day High	94.93	Current Qtr Est	1.26
52 Wk Low	89.34	Current Yr Est	5.08
52 Wk High	103.78	Most Accurate Est	1.26
Avg. Volume	6,145,900	Qtr Earnings ESPI <sup>[?]</sup>	0.00%
Market Cap	92.10 B	Exp Earnings Date	1/22/15
Dividend	3.24 ( 3.43%)	Prior Year EPS	5.53
Beta	0.34	Exp EPS Growth	7.26%
Industry		RETAIL-RESTRNTS	

Free Analyst Report for MCD

[Get Report](#)

**Chart for MCD**




**No Other Investment Firm Is Doing This**



"All Zacks buys and sells: \$1<sup>00</sup>. 1 month. Not 1 cent of further obligation."

[See Them Now »](#)



**Premium Research for MCD**

Zacks Rank <sup>[?]</sup>

**Strong Sell** 5

Zacks Industry Rank

85 / 265 (Top 32%)

**Equity Research Report**

( = Change in last 30 days)

**View All Zacks Rank #1 Strong Buys**  
**Learn to Profit from the Zacks Rank**

[More Zacks Premium »](#)

Zacks Recommendation has been removed. [Learn more](#)

**Premium Research : Industry Analysis**

Top Peers	Symbol	Zacks Rank
MCDONALDS CORP	<b>MCD</b>	
BJ'S RESTAURANT	<b>BJRI</b>	
DINEEQUITY INC	<b>DIN</b>	
JACK IN THE BOX	<b>JACK</b>	
RUBY TUESDAY	<b>RT</b>	
BLOOMIN BRANDS	<b>BLMN</b>	
CARROLS RESTRNT	<b>TAST</b>	
DOMINOS PIZZA	<b>DPZ</b>	
FIESTA RESTRNT	<b>FRGI</b>	
IGNITE RESTRNT	<b>IRG</b>	

Predict to see real-time community sentiment:

MCD	Friday	In a Week	In a Month	In 3 Months
McDonald's Corp				

Predicting constitutes acceptance of PredictWallStreet's terms of use.

**Company News for MCD**

- [McDonald's \(MCD\) Showing Resistance Near \\$95...](#)
- [3 Commission-Free Investments And A Dividend I...](#)
- [Hedge Funds Hate These 5 Stocks – Should You?...](#)
- [Watch for Shares of McDonald's \(MCD\) to Approa...](#)
- [What Happened To The Dividend Growth Investor ...](#)

[More News for MCD »](#)

**Company Summary**

McDonald's Corporation develops, operates, franchises and services a worldwide system of restaurants that prepare, assemble, package and sell a limited menu of value-priced foods. The company

2/5/2015

PEP: PEPSICO INC Stock Quote & Analysis - Zacks.com



Home Stocks Funds Earnings Screening Finance Portfolio Education Services

Earnings | Earnings Calendar | **Earnings Releases** | Earnings ESP

**QUOTES**

- Quote Overview
- Real Time Quotes
- Option Chain
- Options Greek Montage

**NEWS**

- Zacks Commentary
- Company News

**ESTIMATES**

- Detailed Estimates

**CHART**

- Comparative
- Interactive Chart
- Price and Consensus
- 12 month EPS
- Price & EPS Surprise
- Broker Recommendations
- Fundamental Charts

**RESEARCH**

- Full Company Report
- Zacks Equity Research
- Broker Digest Report
- Earnings Announcements
- Broker Reports
- Comparison to Industry
- Insiders
- Broker Recommendations

**FINANCIALS**

- Financial Overview
- Income Statements
- Balance Sheet
- Cash flow Statements

**Pepsico Inc: (PEP)**

(Real Time Quote from BATS) As of Nov 6, 2014 11:24 AM ET

\$ **96.88 USD** -0.01 (-0.01%) Volume: **953,619**

Zacks Rank : **3-Hold**

**Quote Overview**

**Stock Activity**

Open	96.96
Day Low	93.59
Day High	97.20
52 Wk Low	77.01
52 Wk High	97.86
Avg. Volume	5,600,731
Market Cap	145.01 B
Dividend	2.62 ( 2.71%)
Beta	0.41

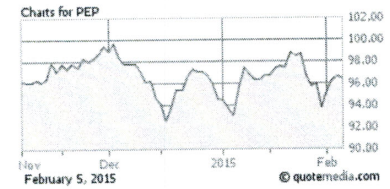
**Key Earnings Data**

Forward PE	21.01
PEG Ratio	2.67
Current Qtr Est	1.10
Current Yr Est	4.60
Most Accurate Est	1.10
Qtr Earnings ESPI <sup>[?]</sup>	0.00%
Exp Earnings Date	2/12/15
Prior Year EPS	4.56
Exp EPS Growth	7.88%

Industry **BEVERAGES-SOFT**

**Free Analyst Report for PEP**

**Chart for PEP**



**See All Our Buys & Sells for 30 Days**

Today, you can explore the real-time moves from all 13 Zacks portfolios from *Whisper Trader* to *Value Investor*

**ZACKS**

Predict to see real-time community sentiment:

PEP PepsiCo Inc.	Friday	In a Week	In a Month	In 3 Months
---------------------	--------	-----------	------------	-------------

Predicting constitutes acceptance of PredictWallStreet's terms of use.

**Premium Research for PEP**

Zacks Rank <sup>[?]</sup>

Zacks Industry Rank **97 / 265 (Top 37%)**

**Equity Research Report**

( ) = Change in last 30 days  
**View All Zacks Rank #1 Strong Buys**  
**Learn to Profit from the Zacks Rank**

**More Zacks Premium >**

Zacks Recommendation has been removed. Learn more

**Premium Research : Industry Analysis**

Top Peers	Symbol	Zacks Rank
PEPSICO INC	PEP	
BARFRESH FD GRP	BRFH	
DR PEPPER SNAPL	DPS	
KEURIG GREEN MT	GMCR	
MONSTER BEVERAG	MNST	
TRUE DRINKS HLD	TRUU	
COCA-COLA FEMSA	KOF	
EMBOT ANDINA-B	AKO.B	
FOMENTO ECO-ADR	FMX	
JAMMIN JAVA CP	JAMN	

**Company News for PEP**

- Cramer's Mad Money - Actavis, What A Stock (11...
- Luxembourg: The tax haven at the heart of Europe ...
- PepsiCo (PEP) Trading Near \$97.37 Resistance L...
- PepsiCo Foundation Partners with Executive Lead...
- Shares of PepsiCo Rise Above Previous 52-Week ...

**More News for PEP >**

**Company Summary**

PepsiCo, Inc. consists of: Frito-Lay Company, Pepsi-Cola Company, and Tropicana Products. PepsiCo brands are among the best known and most respected in the world and are available in countries



2/5/2015

PG: PROCTER & GAMBL Stock Quote & Analysis - Zacks.com



## Best of the Best

Steve Reitmeister drills through all the recommendations from all Zacks trading and investing portfolios to select only the most brilliant, timely moves. [See them now.](#)

- Home
- Stocks
- Funds
- Earnings
- Screening
- Finance
- Portfolio
- Education
- Services
- Quote or Search

[Join](#) | [Sign In](#) | [Help](#)

### QUOTES

- [Quote Overview](#)
- [Real Time Quotes](#)
- [Option Chain](#)
- [Options Greek Montage](#)

### NEWS

- [Zacks Commentary](#)
- [Company News](#)

### ESTIMATES

- [Detailed Estimates](#)

### CHART

- [Comparative](#)
- [Interactive Chart](#)
- [Price and Consensus](#)
- [12 month EPS](#)
- [Price & EPS Surprise](#)
- [Broker Recommendations](#)
- [Fundamental Charts](#)

### RESEARCH

- [Full Company Report](#)
- [Zacks Equity Research](#)
- [Broker Digest Report](#)
- [Earnings Announcements](#)
- [Broker Reports](#)
- [Comparison to Industry](#)
- [Insiders](#)
- [Broker Recommendations](#)

### FINANCIALS

- [Financial Overview](#)
- [Income Statements](#)
- [Balance Sheet](#)
- [Cash flow Statements](#)

## Procter & Gambl: (PG)

(Real Time Quote from BATS) As of Nov 6, 2014 11:24 AM ET

**\$89.01 USD** +0.01 (0.01%) Volume: **2,010,224**

[+](#) Add to portfolio [ZacksTrade Now](#)

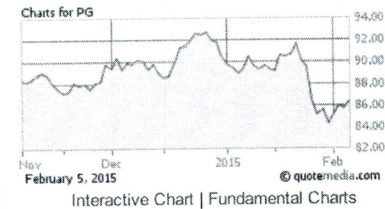
Zacks Rank : 4-Sell <sup>[?]</sup>

### Quote Overview

Stock Activity		Key Earnings Data	
Open	89.08	Forward PE	20.20
Day Low	83.67	PEG Ratio	2.51
Day High	89.20	Current Qtr Est	1.20
52 Wk Low	75.26	Current Yr Est	4.39
52 Wk High	89.49	Most Accurate Est	1.20
Avg. Volume	10,134,022	Qtr Earnings ESP <sup>[?]</sup>	0.00%
Market Cap	240.49 B	Exp Earnings Date	1/23/15
Dividend	2.57 ( 2.90%)	Prior Year EPS	4.27
Beta	0.41	Exp EPS Growth	8.05%
Industry	SOAP&CLNG PREPS		

Free Analyst Report for PG [Get Report](#)

### Chart for PG



### Premium Research for PG

Zacks Rank <sup>[?]</sup> **Sell**

Zacks Industry Rank 240 / 265 (Bottom 9%)

Equity Research Report

( ) = Change in last 30 days

**View All Zacks Rank #1 Strong Buys**

**Learn to Profit from the Zacks Rank**

[More Zacks Premium »](#)

Zacks Recommendation has been removed. [Learn more](#)

### Premium Research : Industry Analysis

Top Peers	Symbol	Zacks Rank
PROCTER & GAMBL	PG	
CHURCH & DWIGHT	CHD	
CLOROX CO	CLX	
RECKITT BENCKSR	RBGLY	
COLGATE PALMOLI	CL	
UNILEVER N V	UN	
UNILEVER PLC	UL	

[See all SOAP&CLNG PREPS Peers>>](#)

### Top Commentary for PG

- Dow 30 Stock Roundup: DuPont, Merck, Pfizer Beat Estimates

**+62.9%**  
Average Gain Per Year

Zacks' Super Strategy has beaten the market by more than 15X during the past decade.  
[See its latest stocks free.](#)

Predict to see real-time community sentiment:

PG Procter & Gamble Co.	Friday	In a Week	In a Month	In 3 Months

Predicting constitutes acceptance of PredictWallStreet's terms of use.

### Company News for PG

- Procter and Gamble (PG) Trading Near \$90.08 Res...
- Hay Group Identifies Best Companies for Leadersh...
- Investment Concept Series: Price to Sales - GuruF...
- PYXERA Global CEO, Deirdre White, to Address ...
- Top 101 Dividend Stocks - November 2014 Edition...

[More News for PG »](#)

### Company Summary

The Procter & Gamble Company is engaged in the manufacture and sale of a range of branded



2/5/2015

SJM: SMUCKER JM Stock Quote & Analysis - Zacks.com



## See All Zacks Buys & Sells for 30 Days

Today, you can explore the real-time moves from all 13 Zacks portfolios from *Whisper Trader* to *Value Investor*.

[Start Now >>](#)

- Home
- Stocks
- Funds
- Earnings
- Screening
- Finance
- Portfolio
- Education
- Services
- Quote or Search

[Join](#) | [Sign In](#) | [Help](#)

### QUOTES

- [Quote Overview](#)
- [Real Time Quotes](#)
- [Option Chain](#)
- [Options Greek Montage](#)

### NEWS

- [Zacks Commentary](#)
- [Company News](#)

### ESTIMATES

- [Detailed Estimates](#)

### CHART

- [Comparative](#)
- [Interactive Chart](#)
- [Price and Consensus](#)
- [12 month EPS](#)
- [Price & EPS Surprise](#)
- [Broker Recommendations](#)
- [Fundamental Charts](#)

### RESEARCH

- [Full Company Report](#)
- [Zacks Equity Research](#)
- [Broker Digest Report](#)
- [Earnings Announcements](#)
- [Broker Reports](#)
- [Comparison to Industry](#)
- [Insiders](#)
- [Broker Recommendations](#)

### FINANCIALS

- [Financial Overview](#)
- [Income Statements](#)
- [Balance Sheet](#)
- [Cash flow Statements](#)

## Smucker Jm: (SJM)

(Real Time Quote from BATS) As of Nov 6, 2014 11:23 AM ET

**\$105.48 USD** +0.14 (0.13%) Volume: **177,219**

[+](#) Add to portfolio

[ZacksTrade Now](#)

Zacks Rank : 3-Hold <sup>[?]</sup> 3

### Quote Overview

Stock Activity		Key Earnings Data	
Open	105.34	Forward PE	17.40
Day Low	97.89	PEG Ratio	2.44
Day High	105.64	Current Qtr Est	1.65
52 Wk Low	87.10	Current Yr Est	5.99
52 Wk High	112.05	Most Accurate Est	1.67
Avg. Volume	512,924	Qtr Earnings ESP <sup>[?]</sup>	1.21%
Market Cap	10.73 B	Exp Earnings Date	*BMO11/19/14
Dividend	2.56 ( 2.45%)	Prior Year EPS	5.73
Beta	0.62	Exp EPS Growth	7.13%
Industry	FOOD-MISC/DIVERSIFIED		

\*BMO = Before Market Open \*AMC = After Market Close

### Premium Research for SJM

Zacks Rank <sup>[?]</sup> Hold 3

Zacks Industry Rank 181 / 265 (Bottom 32%)

Equity Research Report

( = Change in last 30 days)

**View All Zacks Rank #1 Strong Buys**

**Learn to Profit from the Zacks Rank**

[More Zacks Premium >](#)

Zacks Recommendation has been removed. [Learn more](#)

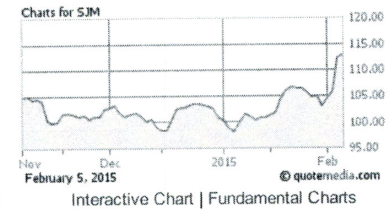
### Premium Research : Industry Analysis

Top Peers	Symbol	Zacks Rank
SMUCKER JM	<b>SJM</b>	
POST HOLDINGS	<b>POST</b>	
CONAGRA FOODS	<b>CAG</b>	
HAIN CELESTIAL	<b>HAIN</b>	
MCCORMICK & CO	<b>MKC</b>	
UTD NATURAL FDS	<b>UNFI</b>	
ARAMARK HOLDING	<b>ARMK</b>	
BRF-BRASIL FOOD	<b>BRFS</b>	
BURCON NUTRA CP	<b>BUR</b>	
CHEFS WAREHOUSE	<b>CHEF</b>	

### Free Analyst Report for SJM

[Get Report](#)

### Chart for SJM



Do you own the RIGHT STOCKS?

**ANALYZE ANY STOCK FREE!**

[BUY](#) [SELL](#)

**VectorVest**

Predict to see real-time community sentiment:

	Friday	In a Week	In a Month	In 3 Months
SJM Smucker (J.M.) Co.				

Predicting constitutes acceptance of PredictWallStreet's terms of use.

### Company News for SJM

- Lance has the Best Relative Performance in the P...
- JM Smucker (SJM) Breaks Through Resistance at...
- GMO Inside: With A Social Media Policy Like Smu...
- JM Smucker (SJM) Showing Bullish Technicals Wi...
- J.M. Smucker Can Get Better Despite Weak Reve...

[More News for SJM >](#)

### Company Summary

The J.M. Smucker Company, headquartered in Orville, Ohio is the leading marketer of jams, jellies,



2/5/2015

VZ: VERIZON COMM Stock Quote & Analysis - Zacks.com



**+62.9%**  
Average Gain Per Year

Zacks' Super Strategy has beaten the market by more than 15X during the past decade. See its latest stocks free.

Home Stocks Funds Earnings Screening Finance Portfolio Education Services

[Join](#) [Sign In](#) [Help](#)

**QUOTES**

- Quote Overview
- Real Time Quotes
- Option Chain
- Options Greek Montage

**NEWS**

- Zacks Commentary
- Company News

**ESTIMATES**

- Detailed Estimates

**CHART**

- Comparative
- Interactive Chart
- Price and Consensus
- 12 month EPS
- Price & EPS Surprise
- Broker Recommendations
- Fundamental Charts

**RESEARCH**

- Full Company Report
- Zacks Equity Research
- Broker Digest Report
- Earnings Announcements
- Broker Reports
- Comparison to Industry
- Insiders
- Broker Recommendations

**FINANCIALS**

- Financial Overview
- Income Statements
- Balance Sheet
- Cash flow Statements

**Verizon Comm: (VZ)**

(Real Time Quote from BATS) As of Nov 6, 2014 11:24 AM ET

\$ **50.00 USD** -0.34 (-0.68%) Volume: **3,630,808**

Add to portfolio

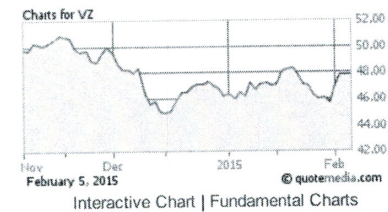
Zacks Rank : 3-Hold <sup>[?]</sup>

**Quote Overview**

Stock Activity		Key Earnings Data	
Open	50.37	Forward PE	14.31
Day Low	48.95	PEG Ratio	1.74
Day High	50.38	Current Qtr Est	0.81
52 Wk Low	45.45	Current Yr Est	3.52
52 Wk High	53.66	Most Accurate Est	0.80
Avg. Volume	16,199,179	Qtr Earnings ESP <sup>[?]</sup>	-1.24%
Market Cap	208.90 B	Exp Earnings Date	1/20/15
Dividend	2.20 (4.37%)	Prior Year EPS	3.30
Beta	0.43	Exp EPS Growth	8.24%
Industry	DIVERSIFIED COMM SERVICES		

Free Analyst Report for VZ


**Chart for VZ**



Interactive Chart | Fundamental Charts

Do you own the RIGHT STOCKS?

**ANALYZE ANY STOCK FREE!**



Predict to see real-time community sentiment:

	Friday	In a Week	In a Month	In 3 Months
VZ Verizon Communicati ...				

Predicting constitutes acceptance of PredictWallStreet's terms of use.

**Premium Research for VZ**

Zacks Rank <sup>[?]</sup>  **Hold** <sup>3</sup>

Zacks Industry Rank 194 / 265 (Bottom 27%)

Equity Research Report

( = Change in last 30 days)

**View All Zacks Rank #1 Strong Buys**

**Learn to Profit from the Zacks Rank**

[More Zacks Premium >](#)

Zacks Recommendation has been removed. Learn more

**Premium Research : Industry Analysis**

Top Peers	Symbol	Zacks Rank
VERIZON COMM	VZ	
CHUNGHWA TELECM	CHT	
AT&T INC	T	
BCE INC	BCE	
BT GRP PLC-ADR	BT	
CINCINNATI BELL	CBB	
DEUTSCHE TELEKM	DTEGY	
HAWAIIAN TELCOM	HCOM	
LEVEL 3 COMM	LVLT	
MANDALY DIGITL	MNDL	

**Company News for VZ**

- Verizon Communications (VZ) Approaches New D...
- Verizon Communications (VZ) Crosses Pivot Point...
- Verizon Secures FedRAMP Authorization for Its P...
- Verizon Wireless Enhances 4G LTE Coverage in T...
- Verizon Wireless announces 4G LTE coverage enh...

[More News for VZ >](#)

**Company Summary**

Verizon Communications, formed by the merger of Bell Atlantic and GTE, is one of the world's leading

2/5/2015

WMT: WAL-MART STORES Stock Quote & Analysis - Zacks.com



Home	Stocks	Funds	Earnings	Screening	Finance	Portfolio	Education	Services	Quote or Search
------	--------	-------	----------	-----------	---------	-----------	-----------	----------	-----------------

[Join](#) | [Sign In](#) | [Help](#)

**QUOTES**

- Quote Overview
- Real Time Quotes
- Option Chain
- Options Greek Montage

**NEWS**

- Zacks Commentary
- Company News

**ESTIMATES**

- Detailed Estimates

**CHART**

- Comparative
- Interactive Chart
- Price and Consensus
- 12 month EPS
- Price & EPS Surprise
- Broker Recommendations
- Fundamental Charts

**RESEARCH**

- Full Company Report
- Zacks Equity Research
- Broker Digest Report
- Earnings Announcements
- Broker Reports
- Comparison to Industry
- Insiders
- Broker Recommendations

**FINANCIALS**

- Financial Overview
- Income Statements
- Balance Sheet
- Cash flow Statements

**Wal-Mart Stores: (WMT)**

(Real Time Quote from BATS) As of Nov 6, 2014 11:24 AM ET

**\$77.68 USD**    -0.02 (-0.03%)    Volume: **1,248,941**

[+](#) Add to portfolio    [ZacksTrade Now](#)

Zacks Rank : **3-Hold** <sup>[?]</sup>

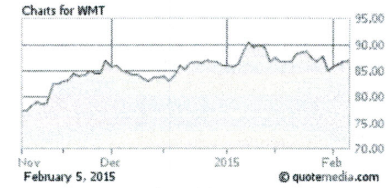
**Quote Overview**

Stock Activity	Key Earnings Data		
Open	78.15	Forward PE	15.38
Day Low	77.17	PEG Ratio	2.28
Day High	78.18	Current Qtr Est	1.12
52 Wk Low	72.27	Current Yr Est	5.02
52 Wk High	81.37	Most Accurate Est	1.11
Avg. Volume	8,072,103	Qtr Earnings ESP <sup>[?]</sup>	-0.89%
Market Cap	250.39 B	Exp Earnings Date	*BMO11/13/14
Dividend	1.92 (2.49%)	Prior Year EPS	5.08
Beta	0.49	Exp EPS Growth	6.75%
Industry	RETAIL-SUPERMKT		

\*BMO = Before Market Open    \*AMC = After Market Close

Free Analyst Report for WMT    [Get Report](#)

**Chart for WMT**



**Do you own the RIGHT STOCKS?**

**ANALYZE ANY STOCK FREE!**

[CLICK HERE](#)

**VectorVest**

**Premium Research for WMT**

Zacks Rank <sup>[?]</sup> **▲ Hold**     
 Zacks Industry Rank    163 / 265 (Bottom 38%)

**Equity Research Report**

(    = Change in last 30 days)  
[View All Zacks Rank #1 Strong Buys](#)  
[Learn to Profit from the Zacks Rank](#)

[More Zacks Premium »](#)

Zacks Recommendation has been removed. [Learn more](#)

**Premium Research : Industry Analysis**

Top Peers	Symbol	Zacks Rank
WAL-MART STORES	WMT	
COMPANHIA BRASL	CBD	
SAFeway INC	SWY	
KROGER CO	KR	
ROUNDYS INC	RNDY	
DELHAIZE-LE	DEG	
FRESH MARKET	TFM	
INGLES MARKET A	IMKTA	
MARKS&SPENCER	MAKSY	
AHOLD N V ADR	AHONY	

Predict to see real-time community sentiment:

	Friday	In a Week	In a Month	In 3 Months
WMT Wal-Mart Stores, Inc.				

Predicting constitutes acceptance of PredictWallStreet's terms of use.

**Company News for WMT**

- Apple Pay is a win for (smart) retailers - CNNMoney
- Wal-Mart Stores opens new store in Fort Worth, T...
- Future Of Ecommerce In Mobile Internet - GuruFocus
- Real Money's Brian Sozzi: A Primer on Investing i...
- Tracking Yacktman Asset Management Portfolio - ...

[More News for WMT »](#)

**Company Summary**

Wal-Mart Stores, Inc. is the world's largest retailer. They are engaged in the operation of mass