

2/5/2015

CHD: CHURCH & DWIGHT Stock Quote & Analysis - Zacks.com



See All Zacks Buys & Sells for 30 Days

Today, you can explore the real-time moves from all 13 Zacks portfolios from *Whisper Trader* to *Value Investor*.

[Start Now >>](#)

Home	Stocks	Funds	Earnings	Screening	Finance	Portfolio	Education	Services	Quote or Search <input type="text"/>
------	--------	-------	----------	-----------	---------	-----------	-----------	----------	--------------------------------------

[Join](#) | [Sign In](#) | [Help](#)

- QUOTES**
 - Quote Overview
 - Real Time Quotes
 - Option Chain
 - Options Greek Montage
- NEWS**
 - Zacks Commentary
 - Company News
- ESTIMATES**
 - Detailed Estimates
- CHART**
 - Comparative
 - Interactive Chart
 - Price and Consensus
 - 12 month EPS
 - Price & EPS Surprise
 - Broker Recommendations
 - Fundamental Charts
- RESEARCH**
 - Full Company Report
 - Zacks Equity Research
 - Broker Digest Report
 - Earnings Announcements
 - Broker Reports
 - Comparison to Industry
 - Insiders
 - Broker Recommendations
- FINANCIALS**
 - Financial Overview
 - Income Statements
 - Balance Sheet
 - Cash flow Statements

Church & Dwight: (CHD)

(Real Time Quote from BATS) As of Nov 6, 2014 11:22 AM ET

\$73.24 USD +0.31 (0.43%) Volume: **157,656**

[+](#) Add to portfolio [ZacksTrade Now](#)

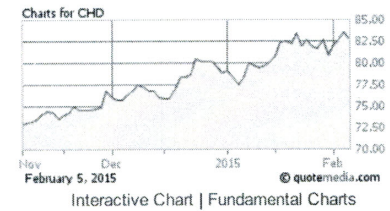
Zacks Rank : 3-Hold ^[?]

Quote Overview

Stock Activity		Key Earnings Data	
Open	73.24	Forward PE	24.31
Day Low	69.38	PEG Ratio	2.45
Day High	73.63	Current Qtr Est	0.80
52 Wk Low	61.00	Current Yr Est	3.03
52 Wk High	73.93	Most Accurate Est	0.80
Avg. Volume	705,259	Qtr Earnings ESP ^[?]	0.00%
Market Cap	9.80 B	Exp Earnings Date	2/2/15
Dividend	1.24 (1.69%)	Prior Year EPS	2.88
Beta	0.46	Exp EPS Growth	9.93%
Industry	SOAP&CLNG PREPS		

Free Analyst Report for CHD [Get Report](#)

Chart for CHD



Premium Research for CHD

Zacks Rank ^[?] ▲ Hold

Zacks Industry Rank 240 / 265 (Bottom 9%)

Equity Research Report

(= Change in last 30 days)

View All Zacks Rank #1 Strong Buys

Learn to Profit from the Zacks Rank

[More Zacks Premium >](#)

+62.9%

Average Gain Per Year

Zacks' Super Strategy has beaten the market by more than 15X during the past decade.

See its latest stocks free.

Zacks Recommendation has been removed. [Learn more](#)

Premium Research : Industry Analysis

Top Peers	Symbol	Zacks Rank
CHURCH & DWIGHT	CHD	▲
CLOROX CO	CLX	▲
RECKITT BENCKSR	RBGLY	▲
COLGATE PALMOLI	CL	▲
PROCTER & GAMBL	PG	▲
UNILEVER N V	UN	▲
UNILEVER PLC	UL	▲

[See all SOAP&CLNG PREPS Peers>>](#)

Predict to see real-time community sentiment:

CHD Church & Dwight Co., Inc...	Friday	In a Week	In a Month	In 3 Months

Predicting constitutes acceptance of PredictWallStreet's terms of use.

Company News for CHD

- Analysis of Relative Performance in the Household...
- Church & Dwight (CHD) Showing Bullish Technica...
- Ex-Dividend Reminder: Church & Dwight, Wynn R...
- Shares of Church & Dwight Rise Above Previous ...
- Top 5 Companies in the Household Products Indus...

[More News for CHD >](#)

Top Commentary for CHD

- Leggett Attains 52-Week High on Strong Q3 Earnings

Company Summary

Church & Dwight Co, Inc. is the world's leading producer of sodium bicarbonate, (baking soda), a

2/5/2015

KO: COCA COLA CO Stock Quote & Analysis - Zacks.com



+62.3%
Average Gain Per Year

Zacks' Super Strategy has beaten the market by more than 15X during the past decade.

See its latest stocks free.

Home Stocks Funds Earnings Screening Finance Portfolio Education Services

Earnings | Earnings Calendar | Earnings Releases | Earnings ESP

- QUOTES**
 - Quote Overview
 - Real Time Quotes
 - Option Chain
 - Options Greek Montage
- NEWS**
 - Zacks Commentary
 - Company News
- ESTIMATES**
 - Detailed Estimates
- CHART**
 - Comparative
 - Interactive Chart
 - Price and Consensus
 - 12 month EPS
 - Price & EPS Surprise
 - Broker Recommendations
 - Fundamental Charts
- RESEARCH**
 - Full Company Report
 - Zacks Equity Research
 - Broker Digest Report
 - Earnings Announcements
 - Broker Reports
 - Comparison to Industry
 - Insiders
 - Broker Recommendations
- FINANCIALS**
 - Financial Overview
 - Income Statements
 - Balance Sheet
 - Cash flow Statements

Coca Cola Co: (KO)

(Real Time Quote from BATS) As of Nov 6, 2014 11:22 AM ET

\$42.36 USD +0.05 (0.12%) Volume: 3,593,031

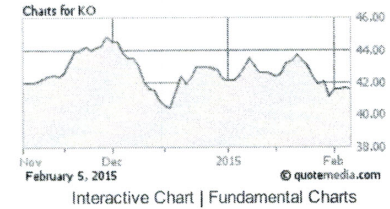
Zacks Rank : 4-Sell ^[?]

Quote Overview

Stock Activity		Key Earnings Data	
Open	42.43	Forward PE	20.32
Day Low	42.11	PEG Ratio	3.27
Day High	43.88	Current Qtr Est	0.44
52 Wk Low	36.89	Current Yr Est	2.06
52 Wk High	44.87	Most Accurate Est	0.44
Avg. Volume	22,343,276	Qtr Earnings ESP ^[?]	0.00%
Market Cap	185.32 B	Exp Earnings Date	2/17/15
Dividend	1.22 (2.92%)	Prior Year EPS	2.07
Beta	0.49	Exp EPS Growth	6.22%
Industry		BEVERAGES-SOFT	

Free Analyst Report for KO

Chart for KO



Do you own the RIGHT STOCKS?

ANALYZE ANY STOCK FREE!



Predict to see real-time community sentiment:

	Friday	In a Week	In a Month	In 3 Months
KO Coca-Cola Co (The)				

Predicting constitutes acceptance of PredictWallStreet's terms of use.

Premium Research for KO

Zacks Rank ^[?]

Zacks Industry Rank 97 / 265 (Top 37%)

Equity Research Report

(= Change in last 30 days)

View All Zacks Rank #1 Strong Buys
Learn to Profit from the Zacks Rank

[More Zacks Premium »](#)

Zacks Recommendation has been removed. Learn more

Premium Research : Industry Analysis

Top Peers	Symbol	Zacks Rank
COCA COLA CO	KO	<input checked="" type="checkbox"/>
BARFRESH FD GRP	BRFH	<input checked="" type="checkbox"/>
DR PEPPER SNAPL	DPS	<input checked="" type="checkbox"/>
KEURIG GREEN MT	GMCR	<input checked="" type="checkbox"/>
MONSTER BEVERAG	MNST	<input checked="" type="checkbox"/>
TRUE DRINKS HLD	TRUU	<input checked="" type="checkbox"/>
COCA-COLA FEMSA	KOF	<input checked="" type="checkbox"/>
EMBOT ANDINA-B	AKO.B	<input checked="" type="checkbox"/>
FOMENTO ECO-ADR	FMX	<input checked="" type="checkbox"/>
JAMMIN JAVA CP	JAMN	<input checked="" type="checkbox"/>

Company News for KO

- 1 Reason Investors Might Want To Avoid Monster ...
- CSR Initiatives, Monthly Sales Update, Form 10-K...
- Coca Cola (KO) Showing Resistance Near \$42.83 ...
- Coca Cola - Undervalued: Stock Valuation Using ...
- Cramer's Mad Money - Actavis, What A Stock (11...

[More News for KO »](#)

Company Summary

The Coca-Cola Company is the world's largest beverage company and is the leading producer and

2/5/2015

CL: COLGATE PALMOLI Stock Quote & Analysis - Zacks.com



Who's the Hottest Hand at Zacks?
 Plus see that expert's top picks now. [Click here.](#)



Home Stocks Funds Earnings Screening Finance Portfolio Education Services

[Join](#) | [Sign In](#) | [Help](#)

- QUOTES**
 - Quote Overview
 - Real Time Quotes
 - Option Chain
 - Options Greek Montage
- NEWS**
 - Zacks Commentary
 - Company News
- ESTIMATES**
 - Detailed Estimates
- CHART**
 - Comparative
 - Interactive Chart
 - Price and Consensus
 - 12 month EPS
 - Price & EPS Surprise
 - Broker Recommendations
 - Fundamental Charts
- RESEARCH**
 - Full Company Report
 - Zacks Equity Research
 - Broker Digest Report
 - Earnings Announcements
 - Broker Reports
 - Comparison to Industry insiders
 - Broker Recommendations
- FINANCIALS**
 - Financial Overview
 - Income Statements
 - Balance Sheet
 - Cash flow Statements

Colgate Palmoli: (CL)

(Real Time Quote from BATS) As of Nov 6, 2014 11:22 AM ET

\$68.03 USD -0.12 (-0.18%) Volume: **776,622**

[+](#) Add to portfolio [ZacksTrade Now](#)

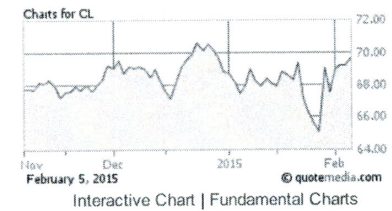
Zacks Rank : **4-Sell** (?)

Quote Overview

Stock Activity		Key Earnings Data	
Open	68.18	Forward PE	23.21
Day Low	65.21	PEG Ratio	2.70
Day High	68.20	Current Qtr Est	0.76
52 Wk Low	59.75	Current Yr Est	2.93
52 Wk High	70.11	Most Accurate Est	0.76
Avg. Volume	3,752,007	Qtr Earnings ESP ^[?]	0.00%
Market Cap	62.11 B	Exp Earnings Date	1/29/15
Dividend	1.44 (2.12%)	Prior Year EPS	2.92
Beta	0.48	Exp EPS Growth	8.60%
Industry	SOAP&CLNG PREPS		

Free Analyst Report for CL [Get Report](#)

Chart for CL



Premium Research for CL

Zacks Rank ^[?] ▼ Sell
 Zacks Industry Rank 240 / 265 (Bottom 9%)
Equity Research Report
 (= Change in last 30 days)
View All Zacks Rank #1 Strong Buys
Learn to Profit from the Zacks Rank
[More Zacks Premium »](#)

Zacks Recommendation has been removed. [Learn more](#)

Premium Research : Industry Analysis

Top Peers	Symbol	Zacks Rank
COLGATE PALMOLI	CL	
CHURCH & DWIGHT	CHD	
CLOROX CO	CLX	
RECKITT BENCKSR	RBGLY	
PROCTER & GAMBL	PG	
UNILEVER N V	UN	
UNILEVER PLC	UL	

[See all SOAP&CLNG PREPS Peers>>](#)

+62.9%
Average Gain Per Year

Zacks' Super Strategy has beaten the market by more than 15X during the past decade.
[See its latest stocks free.](#)

Predict to see real-time community sentiment:

CL	Friday	In a Week	In a Month	In 3 Months
Colgate-Palmolive Co.				

Predicting constitutes acceptance of PredictWallStreet's terms of use.

Company News for CL

- Analysis of Relative Performance in the Household...
- Axxess Pharma and Leading Sales and Marketing ...
- CRAiLAR Technologies' Flax Fibers Introduced int...
- CRAiLAR Technologies' Flax Fibers Introduced int...
- Colgate Palmolive (CL) Trading Near \$66.77 Supp...

[More News for CL »](#)

Top Commentary for CL

- Colgate-Palmolive (CL) Enters Overbought Territory

Company Summary

Colgate-Palmolive is a leading global consumer products company, tightly focused on Oral Care,

2/5/2015

CAG: CONAGRA FOODS Stock Quote & Analysis - Zacks.com



See All Zacks Buys & Sells for 30 Days

Today, you can explore the real-time moves from all 13 Zacks portfolios from *Whisper Trader* to *Value Investor*.

[Start Now >>](#)

- [Home](#)
- [Stocks](#)
- [Funds](#)
- [Earnings](#)
- [Screening](#)
- [Finance](#)
- [Portfolio](#)
- [Education](#)
- [Services](#)
-

[Join](#) | [Sign In](#) | [Help](#)

QUOTES

- [Quote Overview](#)
- [Real Time Quotes](#)
- [Option Chain](#)
- [Options Greek Montage](#)

NEWS

- [Zacks Commentary](#)
- [Company News](#)

ESTIMATES

- [Detailed Estimates](#)

CHART

- [Comparative](#)
- [Interactive Chart](#)
- [Price and Consensus](#)
- [12 month EPS](#)
- [Price & EPS Surprise](#)
- [Broker Recommendations](#)
- [Fundamental Charts](#)

RESEARCH

- [Full Company Report](#)
- [Zacks Equity Research](#)
- [Broker Digest Report](#)
- [Earnings Announcements](#)
- [Broker Reports](#)
- [Comparison to Industry](#)
- [Insiders](#)
- [Broker Recommendations](#)

FINANCIALS

- [Financial Overview](#)
- [Income Statements](#)
- [Balance Sheet](#)
- [Cash flow Statements](#)

Conagra Foods: (CAG)

(Real Time Quote from BATS) As of Nov 6, 2014 11:22 AM ET

\$ **34.62 USD** +0.25 (0.73%) Volume: **942,730**

[+](#) Add to portfolio [ZacksTrade Now](#)

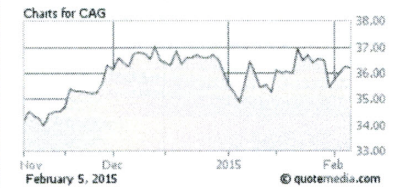
Zacks Rank : **2-Buy** 2

Quote Overview

Stock Activity		Key Earnings Data	
Open	34.39	Forward PE	15.10
Day Low	33.85	PEG Ratio	1.83
Day High	34.61	Current Qtr Est	0.61
52 Wk Low	28.09	Current Yr Est	2.28
52 Wk High	34.64	Most Accurate Est	0.61
Avg. Volume	3,487,665	Qtr Earnings ESP ^[?]	0.00%
Market Cap	14.59 B	Exp Earnings Date	12/18/14
Dividend	1.00 (2.91%)	Prior Year EPS	2.18
Beta	0.48	Exp EPS Growth	8.23%
Industry	FOOD-MISC/DIVERSIFIED		

Free Analyst Report for CAG [Get Report](#)

Chart for CAG



Zacks Method for Trading Home Study Course

Unlock our best stock-picking strategies and everything you need to become a better investor.

[Learn More >](#)

Predict to see real-time community sentiment:

	Friday	In a Week	In a Month	In 3 Months
CAG ConAgra Foods, Inc.				

Predicting constitutes acceptance of PredictWallStreet's terms of use.

Premium Research for CAG

Zacks Rank ^[?] Buy 2

Zacks Industry Rank 181 / 265 (Bottom 32%)

Equity Research Report

(= Change in last 30 days)

[View All Zacks Rank #1 Strong Buys](#)

[Learn to Profit from the Zacks Rank](#)

[More Zacks Premium >](#)

Zacks Recommendation has been removed. [Learn more](#)

Premium Research : Industry Analysis

Top Peers	Symbol	Zacks Rank
CONAGRA FOODS	CAG	
POST HOLDINGS	POST	
HAIN CELESTIAL	HAIN	
MCCORMICK & CO	MKC	
UTD NATURAL FDS	UNFI	
ARAMARK HOLDING	ARMK	
BRF-BRASIL FOOD	BRFS	
BURCON NUTRA CP	BUR	
CHEFS WAREHOUSE	CHEF	
CHIQUITA BR INT	CQB	

Company News for CAG

- [Potential ConAgra Foods \(CAG\) Trade Has 3.78% ...](#)
- [Shares of CAG Up 11.3% Since Uptrend Call on S...](#)
- [ConAgra Foods \(CAG\) Trading Near \\$34.06 Suppo...](#)
- [Supermarket GuruA? Predicts Top Food Trends for...](#)
- [Potential ConAgra Foods \(CAG\) Trade Has 3.64% ...](#)

[More News for CAG >](#)

Company Summary

ConAgra Foods, Inc. operates as a packaged food company. It operates in four segments: Consumer Foods, Commercial Foods, Ralcorp Food Group, and Ralcorp Frozen Bakery Products. The Company

2/5/2015

GIS: GENL MILLS Stock Quote & Analysis - Zacks.com



Home	Stocks	Funds	Earnings	Screening	Finance	Portfolio	Education	Services	Quote or Search
------	--------	-------	----------	-----------	---------	-----------	-----------	----------	-----------------

[Join](#) | [Sign In](#) | [Help](#)

- QUOTES**
 - Quote Overview
 - Real Time Quotes
 - Option Chain
 - Options Greek Montage
- NEWS**
 - Zacks Commentary
 - Company News
- ESTIMATES**
 - Detailed Estimates
- CHART**
 - Comparative
 - Interactive Chart
 - Price and Consensus
 - 12 month EPS
 - Price & EPS Surprise
 - Broker Recommendations
 - Fundamental Charts
- RESEARCH**
 - Full Company Report
 - Zacks Equity Research
 - Broker Digest Report
 - Earnings Announcements
 - Broker Reports
 - Comparison to Industry
 - Insiders
 - Broker Recommendations
- FINANCIALS**
 - Financial Overview
 - Income Statements
 - Balance Sheet
 - Cash flow Statements

Genl Mills: (GIS)

(Real Time Quote from BATS) As of Nov 6, 2014 11:23 AM ET

\$53.08 USD -0.10 (-0.18%) Volume: **464,295**

[+](#) Add to portfolio [ZacksTrade Now](#)

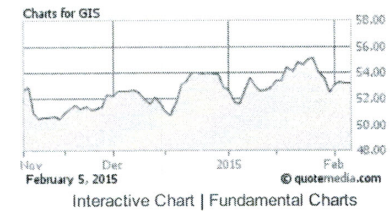
Zacks Rank : 3-Hold ^[?]

Quote Overview

Stock Activity		Key Earnings Data	
Open	53.21	Forward PE	17.75
Day Low	49.90	PEG Ratio	2.32
Day High	53.32	Current Qtr Est	0.89
52 Wk Low	46.70	Current Yr Est	2.98
52 Wk High	55.64	Most Accurate Est	0.89
Avg. Volume	2,854,270	Qtr Earnings ESP ^[?]	0.00%
Market Cap	32.57 B	Exp Earnings Date	12/17/14
Dividend	1.64 (3.10%)	Prior Year EPS	2.73
Beta	0.18	Exp EPS Growth	7.64%
Industry	FOOD-MISC/DIVERSIFIED		

Free Analyst Report for GIS [Get Report](#)

Chart for GIS



Premium Research for GIS

Zacks Rank ^[?] Hold

Zacks Industry Rank 181 / 265 (Bottom 32%)

Equity Research Report

(= Change in last 30 days)

View All Zacks Rank #1 Strong Buys

Learn to Profit from the Zacks Rank

[More Zacks Premium »](#)

Do you own the **RIGHT STOCKS?**

ANALYZE ANY STOCK FREE!

[BUY](#) [SELL](#)

VectorVest

Zacks Recommendation has been removed. [Learn more](#)

Premium Research : Industry Analysis

Top Peers	Symbol	Zacks Rank
GENL MILLS	GIS	
POST HOLDINGS	POST	
CONAGRA FOODS	CAG	
HAIN CELESTIAL	HAIN	
MCCORMICK & CO	MKC	
UTD NATURAL FDS	UNFI	
ARAMARK HOLDING	ARMK	
BRF-BRASIL FOOD	BRFS	
BURCON NUTRA CP	BUR	
CHEFS WAREHOUSE	CHEF	

Predict to see real-time community sentiment:

GIS General Mills, Inc.	Friday	In a Week	In a Month	In 3 Months
----------------------------	--------	-----------	------------	-------------

Predicting constitutes acceptance of PredictWallStreet's terms of use.

Company News for GIS

- General Mills Appoints David Cordani to Its Board ...
- Canadian Olympic Committee Taps Cossette as C...
- General Mills names David Cordani to its board - M2
- Mondelez Beats Q3 Earnings On Higher Prices, U...
- 47th Pillsbury Bake-Off? Contest Announces Fou...

[More News for GIS »](#)

Company Summary


General Mills, Inc. is one of the leading producers of packaged consumer foods and markets its products

2/5/2015

HRL: HORMEL FOODS CP Stock Quote & Analysis - Zacks.com



TRY **VectorVest**
RISK-FREE! FOR 5 WEEKS



SPECIAL OFFER!

ORDER NOW!

Home Stocks Funds Earnings Screening Finance Portfolio Education Services

[Join](#) | [Sign In](#) | [Help](#)

QUOTES

- [Quote Overview](#)
- [Real Time Quotes](#)
- [Option Chain](#)
- [Options Greek Montage](#)

NEWS

- [Zacks Commentary](#)
- [Company News](#)

ESTIMATES

- [Detailed Estimates](#)

CHART

- [Comparative](#)
- [Interactive Chart](#)
- [Price and Consensus](#)
- [12 month EPS](#)
- [Price & EPS Surprise](#)
- [Broker Recommendations](#)
- [Fundamental Charts](#)

RESEARCH

- [Full Company Report](#)
- [Zacks Equity Research](#)
- [Broker Digest Report](#)
- [Earnings Announcements](#)
- [Broker Reports](#)
- [Comparison to Industry](#)
- [Insiders](#)
- [Broker Recommendations](#)

FINANCIALS

- [Financial Overview](#)
- [Income Statements](#)
- [Balance Sheet](#)
- [Cash flow Statements](#)

Hormel Foods Cp: (HRL)

(Real Time Quote from BATS) As of Nov 6, 2014 11:23 AM ET

\$ **54.28 USD** -0.25 (-0.46%) Volume: **140,067**

[+](#) Add to portfolio

[ZacksTrade Now](#)

Zacks Rank : 3-Hold

Quote Overview

Stock Activity

Open	53.94	Forward PE	21.19
Day Low	51.62	PEG Ratio	2.65
Day High	54.42	Current Qtr Est	0.64
52 Wk Low	41.93	Current Yr Est	2.56
52 Wk High	55.01	Most Accurate Est	0.64
Avg. Volume	752,146	Qtr Earnings ESP ^[?]	0.00%
Market Cap	14.37 B	Exp Earnings Date ^{*BMO} 11/25/14	
Dividend	0.80 (1.47%)	Prior Year EPS	2.18
Beta	0.57	Exp EPS Growth	8.00%
Industry	FOOD-MEAT PRODS		

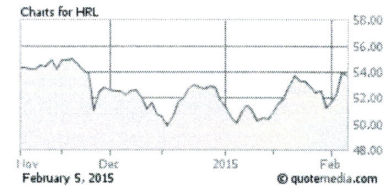
*BMO = Before Market Open *AMC = After Market Close

Key Earnings Data

[Free Analyst Report for HRL](#)

[Get Report](#)

Chart for HRL



Premium Research for HRL

Zacks Rank ^[?] **Hold**

Zacks Industry Rank 9 / 265 (Top 3%)

Equity Research Report

(= Change in last 30 days)

[View All Zacks Rank #1 Strong Buys](#)

[Learn to Profit from the Zacks Rank](#)

[More Zacks Premium »](#)

Zacks Recommendation has been removed. [Learn more](#)

Premium Research : Industry Analysis

Top Peers	Symbol	Zacks Rank
HORMEL FOODS CP	HRL	
PILGRIMS PRIDE	PPC	
SANDERSON FARMS	SAFM	
TYSON FOODS A	TSN	
IND BACHOCO-ADR	IBA	
JBS SA-ADR	JBSAY	

[See all FOOD-MEAT PRODS Peers>>](#)

Top Commentary for HRL

- Sanderson Farms Hikes Dividend; to Pay Special Dividend
- Hormel Foods Reaches a New 52-Week High on Solid Q3 Earnings

+62.3%
Average Gain Per Year

Zacks' Super Strategy has beaten the market by more than 15X during the past decade.

[See its latest stocks free.](#)

Predict to see real-time community sentiment:

	Friday	In a Week	In a Month	In 3 Months
HRL Hormel Foods Corp.				

Predicting constitutes acceptance of PredictWallStreet's terms of use.

Company News for HRL

- Analysts' Actions: American Electric, Comerstone ...
- Benzinga's Top Downgrades - Benzinga
- Downgrade Alert for Hormel Foods (HRL) - Come...
- Hormel Foods (HRL) Stock Downgraded Today at ...
- Hormel Foods Up 13.3% Since SmarTrend Uptren...

[More News for HRL »](#)

Company Summary

Hormel Foods Corporation is a multinational manufacturer and marketer of consumer-branded

2/5/2015

JNJ: JOHNSON & JOHNS Stock Quote & Analysis - Zacks.com



Home	Stocks	Funds	Earnings	Screening	Finance	Portfolio	Education	Services	Quote or Search
------	--------	-------	----------	-----------	---------	-----------	-----------	----------	-----------------

Join | Sign In | Help

QUOTES

- Quote Overview
- Real Time Quotes
- Option Chain
- Options Greek Montage

NEWS

- Zacks Commentary
- Company News

ESTIMATES

- Detailed Estimates

CHART

- Comparative
- Interactive Chart
- Price and Consensus
- 12 month EPS
- Price & EPS Surprise
- Broker Recommendations
- Fundamental Charts

RESEARCH

- Full Company Report
- Zacks Equity Research
- Broker Digest Report
- Earnings Announcements
- Broker Reports
- Comparison to Industry
- Insiders
- Broker Recommendations

FINANCIALS

- Financial Overview
- Income Statements
- Balance Sheet
- Cash flow Statements

Johnson & Johns: (JNJ)

(Real Time Quote from BATS) As of Nov 6, 2014 11:23 AM ET

\$ **109.17 USD** +0.35 (0.32%) Volume: **1,675,493**

+ Add to portfolio

ZacksTrade Now

Zacks Rank : 3-Hold ^[?]

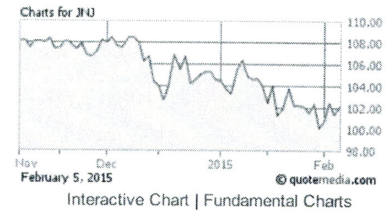
Quote Overview

Stock Activity	Key Earnings Data		
Open	108.93	Forward PE	18.23
Day Low	102.30	PEG Ratio	3.02
Day High	109.27	Current Qtr Est	1.25
52 Wk Low	86.09	Current Yr Est	5.96
52 Wk High	109.27	Most Accurate Est	1.25
Avg. Volume	10,449,526	Qtr Earnings ESP ^[?]	0.00%
Market Cap	304.60 B	Exp Earnings Date	1/20/15
Dividend	2.80 (2.58%)	Prior Year EPS	5.94
Beta	0.55	Exp EPS Growth	6.04%
Industry	LARGE CAP PHARMA		

Free Analyst Report for JNJ

Get Report

Chart for JNJ



Premium Research for JNJ

Zacks Rank ^[?] **Hold**
 Zacks Industry Rank **163 / 265 (Bottom 38%)**

Equity Research Report

(= Change in last 30 days)
View All Zacks Rank #1 Strong Buys
Learn to Profit from the Zacks Rank

More Zacks Premium »

Zacks Recommendation has been removed. Learn more


Premium Research : Industry Analysis

Top Peers	Symbol	Zacks Rank
JOHNSON & JOHNS	JNJ	
ABBVIE INC	ABBV	
ALLERGAN INC	AGN	
BRISTOL-MYERS	BMY	
ABBOTT LABS	ABT	
ASTRAZENECA PLC	AZN	
H LUNDBECK A S	HLUY	
LILLY ELI & CO	LLY	
MERCK & CO INC	MRK	
NOVARTIS AG-ADR	NVS	

Do you own the RIGHT STOCKS?

ANALYZE ANY STOCK FREE!

BUY



Predict to see real-time community sentiment:

JNJ Johnson & Johnson	Friday	In a Week	In a Month	In 3 Months
--------------------------	--------	-----------	------------	-------------

Predicting constitutes acceptance of PredictWallStreet's terms of use.

Company News for JNJ

- FDA clears HCV combo - Seeking Alpha
- Johnson & Johnson opens Asia Pacific Innovation ...
- Style Rankings For ETFs And Mutual Funds - See...
- DECN's Subsidiary Initiates First in Industry Socia...
- Johnson & Johnson Considering Settlement of \$25...

More News for JNJ »

Company Summary

Johnson & Johnson is engaged in the research and development, manufacture and sale of a range of

2/5/2015

K: KELLOGG CO Stock Quote & Analysis - Zacks.com



See All Zacks Buys & Sells for 30 Days

Today, you can explore the real-time moves from all 13 Zacks portfolios from *Whisper Trader* to *Value Investor*.

[Start Now >>](#)

- [Home](#)
- [Stocks](#)
- [Funds](#)
- [Earnings](#)
- [Screening](#)
- [Finance](#)
- [Portfolio](#)
- [Education](#)
- [Services](#)
-

- QUOTES**
 - [Quote Overview](#)
 - [Real Time Quotes](#)
 - [Option Chain](#)
 - [Options Greek Montage](#)
- NEWS**
 - [Zacks Commentary](#)
 - [Company News](#)
- ESTIMATES**
 - [Detailed Estimates](#)
- CHART**
 - [Comparative](#)
 - [Interactive Chart](#)
 - [Price and Consensus](#)
 - [12 month EPS](#)
 - [Price & EPS Surprise](#)
 - [Broker Recommendations](#)
 - [Fundamental Charts](#)
- RESEARCH**
 - [Full Company Report](#)
 - [Zacks Equity Research](#)
 - [Broker Digest Report](#)
 - [Earnings Announcements](#)
 - [Broker Reports](#)
 - [Comparison to Industry](#)
 - [Insiders](#)
 - [Broker Recommendations](#)
- FINANCIALS**
 - [Financial Overview](#)
 - [Income Statements](#)
 - [Balance Sheet](#)
 - [Cash flow Statements](#)

Kellogg Co: (K)

(Real Time Quote from BATS) As of Nov 6, 2014 11:23 AM ET

\$ 64.29 USD +0.45 (0.71%) Volume: **237,282**

Quote Overview

Stock Activity		Key Earnings Data	
Open	64.00	Forward PE	16.31
Day Low	60.68	PEG Ratio	2.75
Day High	64.21	Current Qtr Est	0.93
52 Wk Low	55.69	Current Yr Est	3.91
52 Wk High	69.50	Most Accurate Est	0.93
Avg. Volume	1,978,174	Qtr Earnings ESP ^[?]	0.00%
Market Cap	22.67 B	Exp Earnings Date	2/5/15
Dividend	1.96 (3.08%)	Prior Year EPS	3.80
Beta	0.49	Exp EPS Growth	5.93%
Industry	FOOD-MISC/DIVERSIFIED		

- [Services Overview](#)
- [Zacks Ultimate](#)
- [Zacks Premium](#)
- [Zacks Confidential](#)
- [ETF Trader](#)
- [Follow the Money](#)
- [Home Run Investor](#)
- [Income Plus](#)
- [Insider Trader](#)
- [International Trader](#)
- [Market Timer](#)
- [Momentum Trader](#)
- [Method for Trading](#)
- [Options Trader](#)
- [Reitmeister Trader](#)
- [Research Wizard](#)
- [Surprise Trader](#)
- [Top 10 Stocks](#)
- [Value Investor](#)

Free A

Char

Charts for

Premium Research for K

Zacks Rank ^[?] ▼ Sell 4

Zacks Industry Rank 181 / 265 (Bottom 32%)

Equity Research Report

(= Change in last 30 days)

View All Zacks Rank #1 Strong Buys

Learn to Profit from the Zacks Rank

More Zacks Premium »

Do Not Buy A STOCK FREE!

BUY

Zacks Recommendation has been removed. [Learn more](#)

Premium Research : Industry Analysis

Top Peers	Symbol	Zacks Rank
KELLOGG CO	K	
POST HOLDINGS	POST	
CONAGRA FOODS	CAG	
HAIN CELESTIAL	HAIN	
MCCORMICK & CO	MKC	
UTD NATURAL FDS	UNFI	
ARAMARK HOLDING	ARMK	
BRF-BRASIL FOOD	BRFS	
BURCON NUTRA CP	BUR	
CHEFS WAREHOUSE	CHEF	

Predict to see real-time community sentiment:

K	Friday	In a Week	In a Month	In 3 Months
Kellogg Co				

Predicting constitutes acceptance of PredictWallStreet's terms of use.

Company News for K

- [Analysis of Relative Performance in the Packaged ...](#)
- [Kellogg \(K\) Showing Bullish Technicals With Resis...](#)
- [Kinross Reports 2014 Third-Quarter Results - Mark...](#)
- [Kinross Reports 2014 Third-Quarter Results - Mark...](#)
- [Mondelez Beats Q3 Earnings On Higher Prices, U...](#)

More News for K »

Company Summary

Kellogg Company is the world's leading producer of cereal and a leading producer of convenience foods,