

2/5/2015

AEE: AMEREN CORP Stock Quote & Analysis - Zacks.com

\$ **42.23 USD**

-0.35 (-0.82%)

Volume: **379,047**

Zacks Rank : **4-Sell** ^[?]



Quote Overview

Stock Activity

Open	42.63
Day Low	39.03
Day High	42.71
52 Wk Low	34.71
52 Wk High	42.71
Avg. Volume	1,670,289
Market Cap	10.33 B
Dividend	1.60 (3.76%)
Beta	0.41
Industry	UTIL-ELEC PWR

Key Earnings Data

Forward PE	17.86
PEG Ratio	2.15
Current Qtr Est	1.24
Current Yr Est	2.38
Most Accurate Est	1.25
Qtr Earnings ESP ^[?]	0.81%
Exp Earnings Date	*BMO11/6/14
Prior Year EPS	2.46
Exp EPS Growth	8.30%

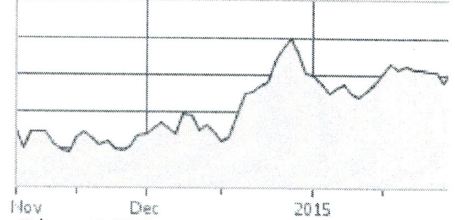
*BMO = Before Market Open *AMC = After Market Close

Free Analyst Report for AEE

Ge

Chart for AEE

Charts for AEE



Interactive Chart | Fundamental C

Premium Research for AEE

Zacks Rank ^[?]

▼ Sell **4**

Zacks Industry Rank

103 / 265 (Top 39%)

Equity Research Report

(= Change in last 30 days)

[View All Zacks Rank #1 Strong Buys](#)

[Learn to Profit from the Zacks Rank](#)

[More Zacks Premium »](#)


Zacks Recommendation has been removed. [Learn more](#)

Premium Research : Industry Analysis

Top Peers	Symbol	Zacks Rank
AMEREN CORP	AEE	
NRG YIELD INC-A	NYLD	
UNITIL CORP	UTL	
BLACK HILLS COR	BKH	

Do you own the
RIGHT STOCKS?

**ANALYZE ALL
 STOCK FREE**



Predict to see real-time community s

AEE Ameren Corp.	Friday	In a Week	In a Mon

Predicting constitutes acceptance of PredictWallStre

Company News for AEE

Top 5 Companies in the Multi-Utilities Ind

Ameren Makes a Move: Up 1.8% - Finan

Next Resistance Level for Ameren (AEE)

2/5/2015

AEP: AMER ELEC PWR Stock Quote & Analysis - Zacks.com

\$ **58.33 USD**

+0.06 (0.10%)

Volume: **321,620**

Zacks Rank : **3-Hold** ^[?]



Quote Overview

Stock Activity

Open	58.59
Day Low	53.56
Day High	58.61
52 Wk Low	45.24
52 Wk High	58.61
Avg. Volume	3,053,726
Market Cap	28.51 B
Dividend	2.00 (3.52%)
Beta	0.39
Industry	UTIL-ELEC PWR

Key Earnings Data

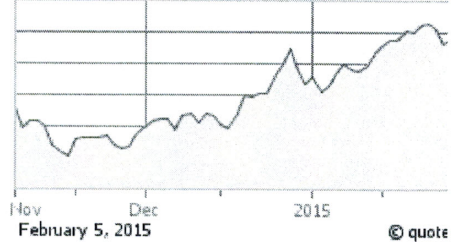
Forward PE	16.35
PEG Ratio	3.32
Current Qtr Est	0.51
Current Yr Est	3.47
Most Accurate Est	0.48
Qtr Earnings ESP ^[?]	-5.88%
Exp Earnings Date	1/26/15
Prior Year EPS	3.56
Exp EPS Growth	4.92%

Free Analyst Report for AEP

Get

Chart for AEP

Charts for AEP



Interactive Chart | Fundamental C

Premium Research for AEP

Zacks Rank ^[?]

▼ Hold **3**

Zacks Industry Rank

100 / 265 (Top 38%)

Equity Research Report

(= Change in last 30 days)

[View All Zacks Rank #1 Strong Buys](#)

[Learn to Profit from the Zacks Rank](#)

[More Zacks Premium »](#)

Zacks Recommendation has been removed. [Learn more](#)

Premium Research : Industry Analysis

Top Peers	Symbol	Zacks Rank
AMER ELEC PWR	AEP	
NRG YIELD INC-A	NYLD	
UNITIL CORP	UTL	
BLACK HILLS COR	BKH	
CONSOL EDISON	ED	

Do you own the
RIGHT STOCKS?

**ANALYZE ALL
STOCK FREE**

[CLICK HERE](#)

VectorVest

Predict to see real-time community s

AEP
American
Electric
Power...

Friday

In a Week

In a Mon

Predicting constitutes acceptance of PredictWallStre

Company News for AEP

American Electric Power (AEP) Showing

Cia Paranaense de Energia is Among the

After Yesterday's Rally of 2.66% Shares

2/5/2015

BKH: BLACK HILLS COR Stock Quote & Analysis - Zacks.com

\$ **54.87 USD**

+0.27 (0.50%)

Volume: **26,594**

Zacks Rank : **2-Buy** ^[?]

Quote Overview

Stock Activity

Open	55.11
Day Low	47.95
Day High	55.11
52 Wk Low	47.11
52 Wk High	62.13
Avg. Volume	253,153
Market Cap	2.44 B
Dividend	1.56 (2.86%)
Beta	0.77

Key Earnings Data

Forward PE	19.69
PEG Ratio	NA
Current Qtr Est	0.52
Current Yr Est	2.77
Most Accurate Est	0.52
Qtr Earnings ESP ^[?]	0.00%
Exp Earnings Date	*AMC11/3/14
Prior Year EPS	2.69
Exp EPS Growth	NA

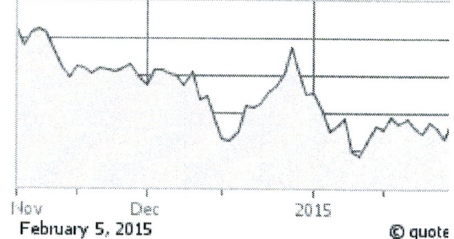
Industry: UTIL-ELEC PWR

*BMO = Before Market Open *AMC = After Market Close

Free Analyst Report for BKH

Chart for BKH

Charts for BKH



Interactive Chart | Fundamental C

Premium Research for BKH

Zacks Rank ^[?]

▼ Buy **2**

Zacks Industry Rank 103 / 265 (Top 39%)

Equity Research Report

(= Change in last 30 days)

[View All Zacks Rank #1 Strong Buys](#)

[Learn to Profit from the Zacks Rank](#)

[More Zacks Premium »](#)

Zacks Recommendation has been removed. [Learn more](#)

See All Our Buys & Sell for 30 Day

Today, you can explore the real-time moves from all 13 Zacks portfolios from *Whisper Trader* to *Value Investor*

ZACKS

Predict to see real-time community s

	Friday	In a Week	In a Mon
BKH Black Hills Corporation			

Predicting constitutes acceptance of PredictWallStre

Premium Research : Industry Analysis

Top Peers	Symbol	Zacks Rank
BLACK HILLS COR	BKH	
NRG YIELD INC-A	NYLD	
UNITIL CORP	UTL	
CONSOL EDISON	ED	

Company News for BKH

Black Hills Corp. Announces Executive L

Black Hills' board to pay USD0.39 per sh

Black Hills Corp. Announces Quarterly D

Shares of Black Hills Receive a Boost, U

2/5/2015

CMS: CMS ENERGY Stock Quote & Analysis - Zacks.com

FINANCIALS

- Financial Overview
- Income Statements
- Balance Sheet
- Cash flow Statements

Cms Energy: (CMS)

(Real Time Quote from BATS) As of Oct 31, 2014 10:38 AM ET

\$ **32.58 USD** -0.19 (-0.58%) Volume: **349,468**

Add to portfolio

Zacks Rank : 3-Hold

Quote Overview

Stock Activity

Open	32.91
Day Low	30.17
Day High	32.91
52 Wk Low	25.90
52 Wk High	32.91
Avg. Volume	2,686,106
Market Cap	9.05 B
Dividend	1.08 (3.36%)
Beta	0.33

Key Earnings Data

Forward PE	18.11
PEG Ratio	2.95
Current Qtr Est	0.36
Current Yr Est	1.77
Most Accurate Est	0.36
Qtr Earnings ESP ^[?]	0.00%
Exp Earnings Date	1/29/15
Prior Year EPS	1.79
Exp EPS Growth	6.13%

Industry **UTIL-ELEC PWR**

Free Analyst Report for CMS

Get

Chart for CMS



Interactive Chart | Fundamental C



Premium Research for CMS

Zacks Rank ^[?] ▼ **Hold** **3**

Zacks Industry Rank 100 / 265 (Top 38%)

Equity Research Report

() = Change in last 30 days

[View All Zacks Rank #1 Strong Buys](#)

[Learn to Profit from the Zacks Rank](#)

[More Zacks Premium »](#)

Zacks Recommendation has been removed. [Learn more](#)

Company News for CMS

- Construction Crews Reminded to 'Stop, L
- CMS Energy (CMS) Approaches New Up
- OGE Energy had the Lowest Relative Pe
- Shares of CMS Energy Rise to a New 52
- The New #249 Most Shorted S&P 500 Cr

[More New](#)

Company Summary

CMS Energy's business strategy is focus on its principal subsidiary, Consumers Er electric and natural gas utility serving abc million of Michigan's 10 million residents.

2/5/2015

ETR: ENTERGY CORP Stock Quote & Analysis - Zacks.com

FINANCIALS

- Financial Overview
- Income Statements
- Balance Sheet
- Cash flow Statements

Entergy Corp: (ETR)

(Real Time Quote from BATS) As of Oct 31, 2014 10:40 AM ET

\$ **83.96 USD** -0.28 (-0.33%) Volume: **249,553**

Add to portfolio

Zack's

Zacks Rank : **3-Hold** ^[?]

Quote Overview

Stock Activity

Open	84.56
Day Low	77.53
Day High	84.58
52 Wk Low	60.22
52 Wk High	84.58
Avg. Volume	1,679,923
Market Cap	15.13 B
Dividend	3.32 (3.94%)
Beta	0.39

Key Earnings Data

Forward PE	13.81
PEG Ratio	-13.15
Current Qtr Est	1.67
Current Yr Est	6.10
Most Accurate Est	1.67
Qtr Earnings ESP ^[?]	0.00%
Exp Earnings Date	*BMO11/4/14
Prior Year EPS	6.81
Exp EPS Growth	-1.05%

Industry: UTIL-ELEC PWR

*BMO = Before Market Open *AMC = After Market Close

Free Analyst Report for ETR

Get

Chart for ETR



Interactive Chart | Fundamental C



Premium Research for ETR

Zacks Rank ^[?]

▼ Hold **3**

Zacks Industry Rank

103 / 265 (Top 39%)

Equity Research Report

(= Change in last 30 days)

View All Zacks Rank #1 Strong Buys

Learn to Profit from the Zacks Rank

More Zacks Premium »

Zacks Recommendation has been removed. [Learn more](#)

Company News for ETR

- Cia Paranaense de Energia is Among the Buyers Accumulate Shares of Entergy, U
- Entergy (ETR) Trading Near \$80.34 Supp
- Analysis of Relative Performance in the E
- Entergy: The Winning Streak Continues (

More Ne

Company Summary

Entergy Corporation engages principally in following businesses: domestic utility operations, power marketing and trading, global power development, and domestic non-utility nu

2/5/2015

FE: FIRSTENERGY CP Stock Quote & Analysis - Zacks.com

FINANCIALS

- Financial Overview
- Income Statements
- Balance Sheet
- Cash flow Statements

Firstenergy Cp: (FE)

(Real Time Quote from BATS) As of Oct 31, 2014 10:40 AM ET

\$37.24 USD -0.27 (-0.72%) Volume: **425,963**

Add to portfolio

Zacks Rank : 3-Hold ^[?]

Quote Overview

Stock Activity

Open	37.62
Day Low	34.56
Day High	37.64
52 Wk Low	29.98
52 Wk High	38.92
Avg. Volume	3,568,948
Market Cap	15.77 B
Dividend	1.44 (3.94%)
Beta	0.29

Key Earnings Data

Forward PE	14.74
PEG Ratio	-3.28
Current Qtr Est	0.89
Current Yr Est	2.48
Most Accurate Est	0.88
Qtr Earnings ESP ^[?]	-1.12%
Exp Earnings Date	*BMO11/4/14
Prior Year EPS	2.53
Exp EPS Growth	-4.50%

Industry **UTIL-ELEC PWR**

*BMO = Before Market Open *AMC = After Market Close

Free Analyst Report for FE

Ge

Chart for FE



Interactive Chart | Fundamental C



Premium Research for FE

Zacks Rank ^[?] **Hold** **3**

Zacks Industry Rank 100 / 265 (Top 38%)

Equity Research Report

(= Change in last 30 days)

View All Zacks Rank #1 Strong Buys

Learn to Profit from the Zacks Rank

More Zacks Premium »

Zacks Recommendation has been removed. Learn more

Company News for FE

Buyers Accumulate Shares of FirstEnergy

FirstEnergy (FE) Trading Near \$37.31 Re

FirstEnergy Foundation Donates \$5,000 t

FirstEnergy to issue RFP to purchase SF

Highest Future Earnings Growth in the El

More N

Company Summary

FirstEnergy Corp. is a diversified energy holding company as the result of the merger of Edison Company and Centerior Energy Company. FirstEnergy companies provide electricity

2/5/2015

GXP: GREAT PLAINS EN Stock Quote & Analysis - Zacks.com

FINANCIALS

- Financial Overview
- Income Statements
- Balance Sheet
- Cash flow Statements

Great Plains En: (GXP)

(Real Time Quote from BATS) As of Oct 31, 2014 10:40 AM ET

\$26.90 USD +0.01 (0.04%) Volume: **174,234**

Add to portfolio

Zacks Rank : 3-Hold

Quote Overview

Stock Activity

Open	27.00
Day Low	24.32
Day High	27.00
52 Wk Low	23.04
52 Wk High	27.52
Avg. Volume	1,726,969
Market Cap	4.14 B
Dividend	0.92 (3.42%)
Beta	0.63

Key Earnings Data

Forward PE	16.29
PEG Ratio	3.29
Current Qtr Est	0.98
Current Yr Est	1.65
Most Accurate Est	0.99
Qtr Earnings ESP ^[?]	1.02%
Exp Earnings Date	*AMC11/6/14
Prior Year EPS	1.53
Exp EPS Growth	4.95%

Industry: UTIL-ELEC PWR

*BMO = Before Market Open *AMC = After Market Close

Free Analyst Report for GXP

Chart for GXP

Interactive Chart | Fundamental C



Premium Research for GXP

Zacks Rank ^[?] **Hold** 3

Zacks Industry Rank 103 / 265 (Top 39%)

Equity Research Report

(= Change in last 30 days)

[View All Zacks Rank #1 Strong Buys](#)

[Learn to Profit from the Zacks Rank](#)

[More Zacks Premium »](#)

Zacks Recommendation has been removed. [Learn more](#)

Company News for GXP

- [KCP&L Files Rate Increase Request with](#)
- [Portland General Electric has Relatively U](#)
- [Westar Energy downgraded at UBS on K](#)
- [Great Plains Energy Announces Schedule](#)
- [Lowest Price to Book Ratio in the Electric](#)

[More Ne](#)

Company Summary

Great Plains Energy Incorporated engage generation, transmission, distribution and electricity to customers located in all or p numerous counties in western Missouri ai

2/5/2015

GXP: GREAT PLAINS EN Stock Quote & Analysis - Zacks.com

FINANCIALS

- Financial Overview
- Income Statements
- Balance Sheet
- Cash flow Statements

Great Plains En: (GXP)

(Real Time Quote from BATS) As of Oct 31, 2014 10:40 AM ET

\$ **26.90 USD** +0.01 (0.04%) Volume: **174,234**

Add to portfolio

Zacks Rank : **3-Hold**

Quote Overview

Stock Activity

Open	27.00
Day Low	24.32
Day High	27.00
52 Wk Low	23.04
52 Wk High	27.52
Avg. Volume	1,726,969
Market Cap	4.14 B
Dividend	0.92 (3.42%)
Beta	0.63

Key Earnings Data

Forward PE	16.29
PEG Ratio	3.29
Current Qtr Est	0.98
Current Yr Est	1.65
Most Accurate Est	0.99
Qtr Earnings ESP ^[?]	1.02%
Exp Earnings Date	*AMC11/6/14
Prior Year EPS	1.53
Exp EPS Growth	4.95%

Industry **UTIL-ELEC PWR**

*BMO = Before Market Open *AMC = After Market Close

Free Analyst Report for GXP

Get

Chart for GXP



Interactive Chart | Fundamental C



Premium Research for GXP

Zacks Rank ^[?] **Hold**

Zacks Industry Rank **103 / 265 (Top 39%)**

Equity Research Report

(= Change in last 30 days)

View All Zacks Rank #1 Strong Buys

Learn to Profit from the Zacks Rank

More Zacks Premium »

Zacks Recommendation has been removed. [Learn more](#)

Company News for GXP

- KCP&L Files Rate Increase Request with
- Portland General Electric has Relatively U
- Westar Energy downgraded at UBS on K.
- Great Plains Energy Announces Schedule
- Lowest Price to Book Ratio in the Electric

More Ne

Company Summary

Great Plains Energy Incorporated engage generation, transmission, distribution and electricity to customers located in all or p numerous counties in western Missouri ai

2/5/2015

IDA: IDACORP INC Stock Quote & Analysis - Zacks.com

FINANCIALS

- Financial Overview
- Income Statements
- Balance Sheet
- Cash flow Statements

Idacorp Inc: (IDA)

(Real Time Quote from BATS) As of Oct 31, 2014 10:42 AM ET

\$ **63.54 USD** +0.35 (0.55%) Volume: **53,743**

Add to portfolio

Zack

Zacks Rank : **2-Buy** ^[?]

Quote Overview

Stock Activity

Open	63.56
Day Low	54.64
Day High	64.12
52 Wk Low	49.60
52 Wk High	64.12
Avg. Volume	285,600
Market Cap	3.18 B
Dividend	1.72 (2.72%)
Beta	0.63

Key Earnings Data

Forward PE	16.85
PEG Ratio	4.21
Current Qtr Est	0.57
Current Yr Est	3.75
Most Accurate Est	0.57
Qtr Earnings ESP ^[?]	0.00%
Exp Earnings Date	2/19/15
Prior Year EPS	3.72
Exp EPS Growth	4.00%

Industry UTIL-ELEC PWR

Free Analyst Report for IDA

Get

Chart for IDA



Interactive Chart | Fundamental C



Premium Research for IDA

Zacks Rank ^[?] ▼ Buy 2

Zacks Industry Rank 103 / 265 (Top 39%)

Equity Research Report

(= Change in last 30 days)

[View All Zacks Rank #1 Strong Buys](#)

[Learn to Profit from the Zacks Rank](#)

[More Zacks Premium »](#)

Zacks Recommendation has been removed. [Learn more](#)

Company News for IDA

Cia Paranaense de Energia is Among the

Buyers Accumulate Shares of IDACORP

Ex-Dividend Reminder: Idacorp, Zoetis ar

IDACORP Ups Guidance - Earningswhis

IDACORP beats by \$0.16 - Seeking Alph

[More Ne](#)

Company Summary

Idacorp Inc. is an electric public utility cor
 company is engaged in the generation, pu
 transmission, distribution and sale of elec
 primarily in the areas including southern I

2/5/2015

HE: HAWAIIAN ELEC Stock Quote & Analysis - Zacks.com

FINANCIALS

- Financial Overview
- Income Statements
- Balance Sheet
- Cash flow Statements

Hawaiian Elec: (HE)

(Real Time Quote from BATS) As of Oct 31, 2014 10:42 AM ET

\$ **28.20 USD** +0.17 (0.61%) Volume: **70,944**

Add to portfolio

Zacks Rank : **2-Buy** ^[?]

Quote Overview

Stock Activity

Open	28.12
Day Low	26.62
Day High	28.12
52 Wk Low	22.71
52 Wk High	28.12
Avg. Volume	817,895
Market Cap	2.87 B
Dividend	1.24 (4.42%)
Beta	0.31

Key Earnings Data

Forward PE	17.30
PEG Ratio	4.33
Current Qtr Est	0.41
Current Yr Est	1.62
Most Accurate Est	0.41
Qtr Earnings ESP ^[?]	0.00%
Exp Earnings Date	11/6/14
Prior Year EPS	1.73
Exp EPS Growth	4.00%

Industry UTIL-ELEC PWR

Free Analyst Report for HE

Get

Chart for HE



Interactive Chart | Fundamental C



Premium Research for HE

Zacks Rank ^[?] ▼ Buy **2**

Zacks Industry Rank 103 / 265 (Top 39%)

Equity Research Report

(= Change in last 30 days)

[View All Zacks Rank #1 Strong Buys](#)

[Learn to Profit from the Zacks Rank](#)

[More Zacks Premium »](#)

Zacks Recommendation has been removed. [Learn more](#)

Company News for HE

[American Savings Bank Reports Third Q](#)

[Hawaiian Electric Industries Has Returne](#)

[7% To 45% Utilities Upsides For Top Oct](#)

[Hanwei Energy Confirms New Canadian](#)

[Hanwei Energy Confirms New Canadian](#)

[More N](#)

Company Summary

Hawaiian Electric Industries, Inc. is a hol company with subsidiaries engaged in the utility, savings bank, freight transportator estate development and other businesses

2/5/2015

SCG: SCANA CORP Stock Quote & Analysis - Zacks.com

FINANCIALS

- Financial Overview
- Income Statements
- Balance Sheet
- Cash flow Statements

Scana Corp: (SCG)

(Real Time Quote from BATS) As of Oct 31, 2014 10:52 AM ET

\$ **54.58 USD** +0.26 (0.48%) Volume: **210,475**

Add to portfolio

Zacks Rank : 3-Hold

Quote Overview

Stock Activity

Open	54.98
Day Low	48.49
Day High	54.98
52 Wk Low	45.58
52 Wk High	54.98
Avg. Volume	1,176,235
Market Cap	7.72 B
Dividend	2.10 (3.87%)
Beta	0.44

Key Earnings Data

Forward PE	15.07
PEG Ratio	3.43
Current Qtr Est	0.61
Current Yr Est	3.60
Most Accurate Est	0.60
Qtr Earnings ESP ^[?]	-1.64%
Exp Earnings Date	2/19/15
Prior Year EPS	3.79
Exp EPS Growth	4.40%

Industry **UTIL-ELEC PWR**

Free Analyst Report for SCG

Get

Chart for SCG



Interactive Chart | Fundamental C



Premium Research for SCG

Zacks Rank ^[?] **Hold** **3**

Zacks Industry Rank 103 / 265 (Top 39%)

Equity Research Report

(= Change in last 30 days)

View All Zacks Rank #1 Strong Buys

Learn to Profit from the Zacks Rank

More Zacks Premium »

Zacks Recommendation has been removed. [Learn more](#)

Company News for SCG

- SCANA posts higher Q3 2014 earnings o
- SCANA's board to pay USD0.525 per sh
- Commodities Today: Cooler Weather To
- DTE Energy has Relatively Underperform
- SCANA (SCG) Breaks Through Resistan

More New

Company Summary

SCANA Corporation is an energy-based l
 company whose businesses include regu
 electric and natural gas utility operations,
 telecommunications and other non-regulat

2/5/2015

SRE: SEMPR ENERGY Stock Quote & Analysis - Zacks.com

FINANCIALS

- Financial Overview
- Income Statements
- Balance Sheet
- Cash flow Statements

Sempra Energy: (SRE)

(Real Time Quote from BATS) As of Oct 31, 2014 10:52 AM ET

\$ **110.12 USD** -0.37 (-0.34%) Volume: **223,026**

Add to portfolio

Zack

Zacks Rank : 3-Hold

Quote Overview

Stock Activity

Open	110.98
Day Low	105.71
Day High	111.36
52 Wk Low	86.00
52 Wk High	111.36
Avg. Volume	1,413,150
Market Cap	27.17 B
Dividend	2.64 (2.39%)
Beta	0.44

Key Earnings Data

Forward PE	24.92
PEG Ratio	3.35
Current Qtr Est	1.23
Current Yr Est	4.43
Most Accurate Est	1.20
Qtr Earnings ESP ^[?]	-2.44%
Exp Earnings Date	*BMO11/4/14
Prior Year EPS	4.43
Exp EPS Growth	7.45%

Industry: UTIL-GAS DISTR

*BMO = Before Market Open *AMC = After Market Close

Free Analyst Report for SRE

Ge

Chart for SRE



Interactive Chart | Fundamental C



Premium Research for SRE

Zacks Rank ^[?] **Hold**

Zacks Industry Rank 104 / 265 (Top 39%)

Equity Research Report

(= Change in last 30 days)

[View All Zacks Rank #1 Strong Buys](#)

[Learn to Profit from the Zacks Rank](#)

[More Zacks Premium »](#)

Zacks Recommendation has been removed. [Learn more](#)

Company News for SRE

[SDG&E Hosts 2nd Annual San Diego Co](#)

[SDG&E Launches Trade Professional Dir](#)

[Sempra Energy \(SRE\) Crosses Pivot Poi](#)

[Sempra Energy \(SRE\) Showing Support I](#)

[Sempra Energy Makes a Move: Up 1.8%](#)

[More Ne](#)

Company Summary

Sempra Energy is an energy services hol company. Through its eight principal subs Southern California Gas Company, San E Electric, Sempra Energy Solutions, Semp

2/5/2015

PCG: PG&E CORP Stock Quote & Analysis - Zacks.com

FINANCIALS

- Financial Overview
- Income Statements
- Balance Sheet
- Cash flow Statements

Pg&E Corp: (PCG)

(Real Time Quote from BATS) As of Oct 31, 2014 10:51 AM ET

\$ **50.14 USD** +0.29 (0.58%) Volume: **783,535**

Add to portfolio

Zacks Rank : **2-Buy** ^[?]

Quote Overview

Stock Activity

Open	50.06
Day Low	44.52
Day High	50.10
52 Wk Low	39.43
52 Wk High	50.10
Avg. Volume	3,760,095
Market Cap	23.50 B
Dividend	1.82 (3.65%)
Beta	0.35

Key Earnings Data

Forward PE	14.52
PEG Ratio	2.37
Current Qtr Est	0.59
Current Yr Est	3.43
Most Accurate Est	0.58
Qtr Earnings ESP ^[?]	-1.70%
Exp Earnings Date	2/10/15
Prior Year EPS	3.38
Exp EPS Growth	6.12%

Industry **UTIL-ELEC PWR**

Free Analyst Report for PCG

Get

Chart for PCG



Interactive Chart | Fundamental C



Premium Research for PCG

Zacks Rank ^[?] **Buy** **2**

Zacks Industry Rank 103 / 265 (Top 39%)

Equity Research Report

(= Change in last 30 days)

View All Zacks Rank #1 Strong Buys

Learn to Profit from the Zacks Rank

More Zacks Premium »

Zacks Recommendation has been removed. Learn more

Company News for PCG

Top 5 Companies in the Multi-Utilities Ind

PG&E (PCG) Stock Upgraded Today at C

Partnerships, Holiday Trends, Product La

Potential Pacific Gas and Electric (PCG)

Stop Vampire Appliances From Taking A

More New

Company Summary

PG&E Corporation is an energy-based ho company. Pacific Gas and Electric Comp company's primary subsidiary, is an oper utility engaged principally in the business