

COMMONWEALTH OF KENTUCKY
BEFORE THE PUBLIC SERVICE COMMISSION

In the Matter of:

APPLICATION OF LOUISVILLE GAS AND ELECTRIC)
COMPANY FOR AN ADJUSTMENT OF ITS) CASE NO.
ELECTRIC AND GAS RATES) 2014-00372


RESPONSE OF
LOUISVILLE GAS AND ELECTRIC COMPANY
TO
KENTUCKY CABLE TELECOMMUNICATIONS ASSOCIATION'S
FIRST DATA REQUESTS
DATED JANUARY 8, 2015

FILED: JANUARY 23, 2015


VERIFICATION

COMMONWEALTH OF KENTUCKY)
) SS:
COUNTY OF JEFFERSON)

The undersigned, **Robert M. Conroy**, being duly sworn, deposes and says that he is Director - Rates for Louisville Gas and Electric Company and Kentucky Utilities Company, an employee of LG&E and KU Services Company, and that he has personal knowledge of the matters set forth in the responses for which he is identified as the witness, and the answers contained therein are true and correct to the best of his information, knowledge and belief.


Robert M. Conroy

Subscribed and sworn to before me, a Notary Public in and before said County and State, this 20th day of January 2015.


Notary Public (SEAL)


My Commission Expires:

JUDY SCHOOLER
Notary Public, State at Large, KY
~~My commission expires July 11, 2018~~
Notary ID # 512743

VERIFICATION


COMMONWEALTH OF KENTUCKY)
) SS:
COUNTY OF JEFFERSON)

The undersigned, **Christopher M. Garrett**, being duly sworn, deposes and says that he is Director – Accounting and Regulatory Reporting for Kentucky Utilities Company and Louisville Gas and Electric Company and an employee of LG&E and KU Services Company, that he has personal knowledge of the matters set forth in the responses for which he is identified as the witness, and the answers contained therein are true and correct to the best of his information, knowledge and belief.



Christopher M. Garrett

Subscribed and sworn to before me, a Notary Public in and before said County and State, this 19th day of January 2015.



Notary Public (SEAL)


My Commission Expires:

SUSAN M. WATKINS
Notary Public, State at Large, KY
My Commission Expires Mar. 19, 2017
Notary ID # 485723


VERIFICATION

COMMONWEALTH OF KENTUCKY)
) SS:
COUNTY OF JEFFERSON)

The undersigned, **Paul Gregory Thomas**, being duly sworn, deposes and says that he is Vice President, Electric Distribution, for Kentucky Utilities Company and Louisville Gas and Electric Company and an employee of LG&E and KU Services Company, and that he has personal knowledge of the matters set forth in the responses for which he is identified as the witness, and the answers contained therein are true and correct to the best of his information, knowledge and belief.


Paul Gregory Thomas

Subscribed and sworn to before me, a Notary Public in and before said County and State, this 26th day of January 2015.


Notary Public (SEAL)

My Commission Expires:
JUDY SCHOOLER
Notary Public, State at Large, KY
My commission expires July 11, 2018
Notary ID # 512743

LOUISVILLE GAS AND ELECTRIC COMPANY

CASE NO. 2014-00372

**Response to Kentucky Cable Telecommunications Association's First Data Requests
Dated January 8, 2015**

Question No. 1-1

Responding Witness: Robert M. Conroy

Q-1-1. Justify your current pole rates under the Commission's pole rate methodology as set forth in PSC Administrative Case No. 251. Please provide all calculations and source data.

A-1-1. The Company's current pole rate was approved by the Commission in Case No. 2012-00222 after discovery regarding the pole attachment methodology on which the Company's rate is based. The rate, as adjusted for the return on equity the parties to Case No. 2012-00222 negotiated as part of a settlement agreement, was presented to the Commission for its review and approval. On December 20, 2012, after a hearing on the agreement, the Commission entered an Order approving the agreement, including the pole attachment rates, to be effective for service rendered on and after January 1, 2013. In Case No. 2012-00222, the Company provided its calculations and workpapers demonstrating how its proposed rate was calculated. The calculations were attached to my testimony at Exhibit M5, a copy of which is attached. The workpapers were provided in electronic format in response to the Staff's Second Request for Information, Question No. 108 in File 16, a copy of which is being provided in electronic format. The Company has not proposed to change the rate in this proceeding.

Conroy Exhibit M5

Cable TV Attachment Charges

LOUISVILLE GAS AND ELECTRIC COMPANY

Calculation Of Attachment Charges for CATV

<u>Pole Size</u>	<u>Quantity</u>	<u>Installed Cost</u>	<u>Average Installed Cost</u>
<u>Weighted Average Bare Pole Cost as of 10/31/2009</u>			
35'	23,130	\$ 11,527,332	\$ 498.37
40'	<u>59,477</u>	<u>27,701,656</u>	<u>465.75</u>
	82,607	\$ 39,228,988	\$ 474.89

Three-User Poles

40'	59,477	\$ 27,701,656	\$ 465.75
45'	<u>22,454</u>	<u>27,726,577</u>	<u>1,234.82</u>
	81,931	\$ 55,428,233	\$ 676.52

<u>Number of Attachments</u>	<u>Weighted Cost</u>
----------------------------------	--------------------------

Pole Cost (Space Factor determined from 3 user Pole)

\$676.52 x .0759 Usage Space Factor = \$51.35		
\$ 51.35 x .1834 Annual Carrying Charge = \$9.42	86,757	\$ 817,205
Total	<u>86,757</u>	<u>\$ 817,205</u>
Annual Cost		\$ 9.42

LOUISVILLE GAS AND ELECTRIC COMPANY

Calculation Of Annual Carrying Charge

Proposed Rate of Return	7.80%
Depreciation - Sinking Fund	0.61%
Income Tax (1)	3.65%
Property Tax and Insurance	0.22%
Operation and Maintenance (Page 3)	<u>6.07%</u>
Total	18.34%

(1) Derived from rates of equity capital

	<u>Capitalization Ratio</u>	<u>Annual Rate</u>	<u>Composite Rate</u>
Short Term Debt	0.00%	0.41%	0.00%
Long Term Debt	44.36%	3.78%	1.68%
Common Equity	<u>55.64%</u>	11.00%	<u>6.12%</u>
Total Capitalization	100.00%		7.80%

Composite Federal and State Income Taxes rate = 37.37%

Income Tax = $(0.3737 / (1 - 0.3737)) \times 0.0612 = 3.65\%$

LOUISVILLE GAS AND ELECTRIC COMPANY

Operation and Maintenance Expenses for
the 12 Months Ended March 31, 2012

(1) Labor Charged to 593 - Poles, Towers and Fixtures Subaccount	\$ 232,934	
- Tree Trimming	<u>276,515</u>	
		\$ 509,449
Total Labor		\$ 63,964,275
Total Administrative and General Expenses		\$ 83,493,455

Assignment of a Portion of A & G Expenses to Poles

$(\$509,449/\$63,964,275) \times \$83,493,455 = \$664,991$

Expenses Assigned to Poles

Maintenance of Poles, Towers, and Fixtures Subaccount 593001	\$ 564,286
Tree Trimming of Electric Distribution Routes 593004	7,007,225
A & G Expenses Assigned to Poles	<u>664,991</u>
Total	\$ 8,236,502

Adder to Annual Carrying Charges for O & M Expenses

\$ 8,236,502	Expenses Assigned to Poles	=	6.07%
<u>135,724,485</u>	Plant in Service - Account 364		

Attachment in Excel

The attachment(s)
provided in separate
file(s) in Excel format.

LOUISVILLE GAS AND ELECTRIC COMPANY

CASE NO. 2014-00372

**Response to Kentucky Cable Telecommunications Association's First Data Requests
Dated January 8, 2015**

Question No. 1-2

Responding Witness: Christopher M. Garrett

Q-1-2. Provide the gross investment in LG&E Account 364.

A-1-2. The gross investment for LG&E in Account 364 is \$135,724,484.95 as of March 31, 2012 and \$159,591,767.86 as of October 31, 2014.

LOUISVILLE GAS AND ELECTRIC COMPANY

CASE NO. 2014-00372

**Response to Kentucky Cable Telecommunications Association's First Data Requests
Dated January 8, 2015**

Question No. 1-3

Responding Witness: Christopher M. Garrett

Q-1-3. Provide the total number of poles in LG&E Account 364.

A-1-3. The total number of poles for LG&E in Account 364 is 141,804 for March 31, 2012 and 143,303 for October 31, 2014.

LOUISVILLE GAS AND ELECTRIC COMPANY

CASE NO. 2014-00372

**Response to Kentucky Cable Telecommunications Association's First Data Requests
Dated January 8, 2015**

Question No. 1-4

Responding Witness: Christopher M. Garrett

Q-1-4. Provide the gross investment in 35 foot poles in LG&E Account 364.

A-1-4. The gross investment in 35 foot poles in LG&E Account 364 is \$11,527,331.71 as of March 31, 2012 and \$12,786,133.32 as of October 31, 2014.

LOUISVILLE GAS AND ELECTRIC COMPANY

CASE NO. 2014-00372

**Response to Kentucky Cable Telecommunications Association's First Data Requests
Dated January 8, 2015**

Question No. 1-5

Responding Witness: Christopher M. Garrett

Q-1-5. Provide the total number of 35 foot poles in LG&E Account 364.

A-1-5. The total number of 35 foot poles in LG&E Account 364 is 23,130 for March 31, 2012 and 23,334 for October 31, 2014.

LOUISVILLE GAS AND ELECTRIC COMPANY

CASE NO. 2014-00372

**Response to Kentucky Cable Telecommunications Association's First Data Requests
Dated January 8, 2015**

Question No. 1-6

Responding Witness: Christopher M. Garrett

Q-1-6. Provide the gross investment in 40 foot poles in LG&E Account 364.

A-1-6. The gross investment in 40 foot poles in LG&E Account 364 is \$27,701,656.22 as of March 31, 2012 and \$31,220,039.62 as of October 31, 2014.

LOUISVILLE GAS AND ELECTRIC COMPANY

CASE NO. 2014-00372

**Response to Kentucky Cable Telecommunications Association's First Data Requests
Dated January 8, 2015**

Question No. 1-7

Responding Witness: Christopher M. Garrett

Q-1-7. Provide the total number of 40 foot poles in LG&E Account 364.

A-1-7. The total number of 40 foot poles in LG&E Account 364 is 59,477 for March 31, 2012 and 59,312 for October 31, 2014.

LOUISVILLE GAS AND ELECTRIC COMPANY

CASE NO. 2014-00372

**Response to Kentucky Cable Telecommunications Association's First Data Requests
Dated January 8, 2015**

Question No. 1-8

Responding Witness: Christopher M. Garrett

Q-1-8. Provide the gross investment in 45 foot poles in LG&E Account 364.

A-1-8. The gross investment in 45 foot poles in LG&E Account 364 is \$27,726,577.22 as of March 31, 2012 and \$35,703,827.65 as of October 31, 2014.

LOUISVILLE GAS AND ELECTRIC COMPANY

CASE NO. 2014-00372

**Response to Kentucky Cable Telecommunications Association's First Data Requests
Dated January 8, 2015**

Question No. 1-9

Responding Witness: Christopher M. Garrett

Q-1-9. Provide the total number of 45 foot poles in LG&E Account 364.

A-1-9. The total number of 45 foot poles in LG&E Account 364 is 22,455 for March 31, 2012 and 23,443 for October 31, 2014.

LOUISVILLE GAS AND ELECTRIC COMPANY

CASE NO. 2014-00372

**Response to Kentucky Cable Telecommunications Association's First Data Requests
Dated January 8, 2015**

Question No. 1-10

Responding Witness: Christopher M. Garrett

Q-1-10. Provide the total amount of the depreciation reserve for LG&E Account 364.

- a. Provide the depreciation reserve related to the gross investment in 35 foot poles.
- b. Provide the depreciation reserve related to the gross investment in 40 foot poles.
- c. Provide the depreciation reserve related to the gross investment in 45 foot poles.

A-1-10. The total amount of depreciation reserve for Account 364 as of March 31, 2012 is \$68,496,632.25 and as of October 31, 2014 is \$73,275,469.56.

- a. The requested information is not available.
- b. The requested information is not available.
- c. The requested information is not available.

LOUISVILLE GAS AND ELECTRIC COMPANY

CASE NO. 2014-00372

**Response to Kentucky Cable Telecommunications Association's First Data Requests
Dated January 8, 2015**

Question No. 1-11

Responding Witness: Christopher M. Garrett

Q-1-11. Provide the effective tax rate for LG&E. Provide all data – including but not limited to data on deductions, exclusions, and credits – necessary to derive an effective tax rate.

A-1-11. See attached.

LOUISVILLE GAS AND ELECTRIC COMPANY
CASE NO. 2014-00372
Calculation of Effective Federal and Kentucky Income Tax Rate
for Pole Attachment Rates

1. Assume pre-tax income of		100.0000%
2. State income tax (see SIT calc below)		6.0000%
3. Taxable income for Federal income tax before production activities deduction		94.0000%
a. Production Rate	9%	
b. Allocation to Production Income (Zero for Non-Production related Income)	0.00%	
c. Allocated Production Rate (a x b)	0.0000%	
4. Less: Production tax deduction (0.0000% of Line 3)		0.0000%
5. Taxable income for Federal income tax (Line 3 - Line 4)		94.0000%
6. Federal income tax at 35% (Line 5 x 35%)		32.9000%
7. Total State and Federal income taxes (Line 2 + Line 6)		38.9000%

State Income Tax Calculation

1. Assume pre-tax income of		100.0000%
2. Less: Production activities deduction @ 6% X 0.00% (1)		0.0000%
3. Taxable income for State income tax		100.0000%
4. State Tax Rate		6.0000%
5. State Income Tax		6.0000%

Notes: (1) Pursuant to KRS 141.010(11)(c) and (13)(c), for taxable years beginning on or after January 1, 2010, the amount of domestic production activities deduction calculated at six percent (6%) as allowed in Section 199(a)(2) of the Internal Revenue Code for taxable years beginning before 2010.

LOUISVILLE GAS AND ELECTRIC COMPANY

CASE NO. 2014-00372

**Response to Kentucky Cable Telecommunications Association's First Data Requests
Dated January 8, 2015**

Question No. 1-12

Responding Witness: Christopher M. Garrett

Q-1-12. Provide continuing property records from LG&E Account 364, and all relevant sub-accounts of Account 364.

A-1-12. See attached.

**Louisville Gas and Electric Company
Poles, Towers, and Fixtures Account E364.00
as of March 2012**

<u>Plant Account</u>	<u>Year</u>	<u>Retirement Unit</u>	<u>Quantity</u>	<u>Cost</u>
E364.00-Poles, Towers, and Fixtures	1-Sep-09	BRACKET - NEUTRAL FASTENING	2,292	\$ 964,111.02
E364.00-Poles, Towers, and Fixtures	31-Jan-11	BRACKET - NEUTRAL FASTENING	26	61.46
E364.00-Poles, Towers, and Fixtures	1-Jan-86	CONCRETE POLES	2	15,134.88
E364.00-Poles, Towers, and Fixtures	1-Jan-93	CONCRETE POLES	3	34,681.42
E364.00-Poles, Towers, and Fixtures	1-Jan-57	CROSS ARMS	25,231	272,781.25
E364.00-Poles, Towers, and Fixtures	1-Jan-63	CROSS ARMS	6,391	92,513.77
E364.00-Poles, Towers, and Fixtures	1-Jan-65	CROSS ARMS	4,240	54,706.55
E364.00-Poles, Towers, and Fixtures	1-Jan-66	CROSS ARMS	3,548	48,376.46
E364.00-Poles, Towers, and Fixtures	1-Jan-67	CROSS ARMS	3,881	57,689.97
E364.00-Poles, Towers, and Fixtures	1-Jan-68	CROSS ARMS	3,771	60,002.99
E364.00-Poles, Towers, and Fixtures	1-Jan-69	CROSS ARMS	4,023	68,032.60
E364.00-Poles, Towers, and Fixtures	1-Jan-70	CROSS ARMS	3,569	75,046.22
E364.00-Poles, Towers, and Fixtures	1-Jan-71	CROSS ARMS	3,413	77,404.72
E364.00-Poles, Towers, and Fixtures	1-Jan-72	CROSS ARMS	3,114	73,881.98
E364.00-Poles, Towers, and Fixtures	1-Jan-73	CROSS ARMS	3,019	79,102.39
E364.00-Poles, Towers, and Fixtures	1-Jan-74	CROSS ARMS	2,938	104,455.06
E364.00-Poles, Towers, and Fixtures	1-Jan-75	CROSS ARMS	3,253	120,842.81
E364.00-Poles, Towers, and Fixtures	1-Jan-76	CROSS ARMS	3,338	143,594.76
E364.00-Poles, Towers, and Fixtures	1-Jan-77	CROSS ARMS	3,205	141,909.29
E364.00-Poles, Towers, and Fixtures	1-Jan-78	CROSS ARMS	3,287	171,903.55
E364.00-Poles, Towers, and Fixtures	1-Jan-79	CROSS ARMS	3,441	207,669.86
E364.00-Poles, Towers, and Fixtures	1-Jan-80	CROSS ARMS	3,760	259,518.41
E364.00-Poles, Towers, and Fixtures	1-Jan-81	CROSS ARMS	3,044	235,115.30
E364.00-Poles, Towers, and Fixtures	1-Jan-82	CROSS ARMS	2,491	219,612.40
E364.00-Poles, Towers, and Fixtures	1-Jan-83	CROSS ARMS	2,745	222,086.62
E364.00-Poles, Towers, and Fixtures	1-Jan-84	CROSS ARMS	1,905	147,751.13
E364.00-Poles, Towers, and Fixtures	1-Jan-85	CROSS ARMS	1,882	229,679.56
E364.00-Poles, Towers, and Fixtures	1-Jan-86	CROSS ARMS	2,296	312,970.50
E364.00-Poles, Towers, and Fixtures	1-Jan-87	CROSS ARMS	2,259	308,226.09
E364.00-Poles, Towers, and Fixtures	1-Jan-88	CROSS ARMS	2,848	669,200.89
E364.00-Poles, Towers, and Fixtures	1-Jan-89	CROSS ARMS	2,401	269,425.63
E364.00-Poles, Towers, and Fixtures	1-Jan-90	CROSS ARMS	2,101	291,715.70
E364.00-Poles, Towers, and Fixtures	1-Jan-91	CROSS ARMS	1,975	314,500.70
E364.00-Poles, Towers, and Fixtures	1-Jan-92	CROSS ARMS	1,190	256,746.35
E364.00-Poles, Towers, and Fixtures	1-Jan-93	CROSS ARMS	985	254,463.05
E364.00-Poles, Towers, and Fixtures	1-Jan-94	CROSS ARMS	869	248,147.83
E364.00-Poles, Towers, and Fixtures	1-Jan-95	CROSS ARMS	1,356	319,161.76
E364.00-Poles, Towers, and Fixtures	1-Jan-96	CROSS ARMS	958	293,268.17
E364.00-Poles, Towers, and Fixtures	1-Jan-97	CROSS ARMS	1,297	360,221.38
E364.00-Poles, Towers, and Fixtures	1-Jan-98	CROSS ARMS	705	166,081.20
E364.00-Poles, Towers, and Fixtures	1-Jan-99	CROSS ARMS	800	218,633.15
E364.00-Poles, Towers, and Fixtures	1-Jan-00	CROSS ARMS	2,805	587,142.37
E364.00-Poles, Towers, and Fixtures	1-Jan-01	CROSS ARMS	2,710	611,587.12
E364.00-Poles, Towers, and Fixtures	1-Jan-02	CROSS ARMS	1,482	405,275.95
E364.00-Poles, Towers, and Fixtures	1-Jan-03	CROSS ARMS	1,563	389,105.56
E364.00-Poles, Towers, and Fixtures	1-Jan-04	CROSS ARMS	3,569	465,226.28
E364.00-Poles, Towers, and Fixtures	1-Jan-05	CROSS ARMS	4,865	263,533.76
E364.00-Poles, Towers, and Fixtures	1-Jan-06	CROSS ARMS	7,103	331,237.50
E364.00-Poles, Towers, and Fixtures	8-Nov-06	CROSS ARMS	215	154,071.64
E364.00-Poles, Towers, and Fixtures	1-Jan-07	CROSS ARMS	2,117	55,471.27
E364.00-Poles, Towers, and Fixtures	31-Dec-07	CROSS ARMS	3	(46.15)
E364.00-Poles, Towers, and Fixtures	1-Jan-08	CROSS ARMS	2,866	374,785.72
E364.00-Poles, Towers, and Fixtures	1-Aug-08	CROSS ARMS	2	(352.53)
E364.00-Poles, Towers, and Fixtures	31-Aug-08	CROSS ARMS	1,190	92,307.58
E364.00-Poles, Towers, and Fixtures	1-Sep-08	CROSS ARMS	4	495.98
E364.00-Poles, Towers, and Fixtures	31-Dec-08	CROSS ARMS	189	20,230.25

**Louisville Gas and Electric Company
Poles, Towers, and Fixtures Account E364.00
as of March 2012**

<u>Plant Account</u>	<u>Year</u>	<u>Retirement Unit</u>	<u>Quantity</u>	<u>Cost</u>
E364.00-Poles, Towers, and Fixtures	28-Jan-09	CROSS ARMS	98	35,713.03
E364.00-Poles, Towers, and Fixtures	31-Jan-09	CROSS ARMS	10	5,427.55
E364.00-Poles, Towers, and Fixtures	28-Feb-09	CROSS ARMS	1	166.16
E364.00-Poles, Towers, and Fixtures	1-Mar-09	CROSS ARMS	846	283,102.34
E364.00-Poles, Towers, and Fixtures	30-Apr-09	CROSS ARMS	1	150.71
E364.00-Poles, Towers, and Fixtures	31-Aug-09	CROSS ARMS	209	168,223.99
E364.00-Poles, Towers, and Fixtures	31-Oct-09	CROSS ARMS	2	502.78
E364.00-Poles, Towers, and Fixtures	30-Nov-09	CROSS ARMS	2	163.70
E364.00-Poles, Towers, and Fixtures	1-Dec-09	CROSS ARMS	10	6,991.54
E364.00-Poles, Towers, and Fixtures	17-Dec-09	CROSS ARMS	35	11,387.10
E364.00-Poles, Towers, and Fixtures	19-Dec-09	CROSS ARMS	18	10,953.25
E364.00-Poles, Towers, and Fixtures	31-Dec-09	CROSS ARMS	2,213	1,024,236.56
E364.00-Poles, Towers, and Fixtures	31-Jan-10	CROSS ARMS	1	290.76
E364.00-Poles, Towers, and Fixtures	28-Feb-10	CROSS ARMS	2	(13.89)
E364.00-Poles, Towers, and Fixtures	1-May-10	CROSS ARMS	509	357,194.83
E364.00-Poles, Towers, and Fixtures	30-Jun-10	CROSS ARMS	6	1,823.68
E364.00-Poles, Towers, and Fixtures	1-Jul-10	CROSS ARMS	3	507.90
E364.00-Poles, Towers, and Fixtures	31-Oct-10	CROSS ARMS	313	82,271.32
E364.00-Poles, Towers, and Fixtures	1-Nov-10	CROSS ARMS	2	1,206.60
E364.00-Poles, Towers, and Fixtures	30-Nov-10	CROSS ARMS	126	9,369.66
E364.00-Poles, Towers, and Fixtures	31-Dec-10	CROSS ARMS	254	34,944.15
E364.00-Poles, Towers, and Fixtures	31-Jan-11	CROSS ARMS	58	(41,313.09)
E364.00-Poles, Towers, and Fixtures	30-Apr-11	CROSS ARMS	14	5,407.39
E364.00-Poles, Towers, and Fixtures	31-May-11	CROSS ARMS	1,134	1,072,908.59
E364.00-Poles, Towers, and Fixtures	1-Jul-11	CROSS ARMS	26	10,539.12
E364.00-Poles, Towers, and Fixtures	31-Aug-11	CROSS ARMS	72	54,070.16
E364.00-Poles, Towers, and Fixtures	1-Sep-11	CROSS ARMS	153	35,496.91
E364.00-Poles, Towers, and Fixtures	30-Sep-11	CROSS ARMS	12	5,686.20
E364.00-Poles, Towers, and Fixtures	1-Oct-11	CROSS ARMS	51	32,452.52
E364.00-Poles, Towers, and Fixtures	30-Nov-11	CROSS ARMS	113	43,431.54
E364.00-Poles, Towers, and Fixtures	31-Dec-11	CROSS ARMS	158	57,960.60
E364.00-Poles, Towers, and Fixtures	1-Jan-12	CROSS ARMS	12	6,072.96
E364.00-Poles, Towers, and Fixtures	31-Jan-12	CROSS ARMS	1	305.54
E364.00-Poles, Towers, and Fixtures	31-Mar-12	CROSS ARMS	445	135,231.16
E364.00-Poles, Towers, and Fixtures	26-Sep-12	CROSS ARMS	98	64,356.68
E364.00-Poles, Towers, and Fixtures	1-Dec-12	CROSS ARMS	3	2,498.04
E364.00-Poles, Towers, and Fixtures	1-Jan-34	GUY	5	582.39
E364.00-Poles, Towers, and Fixtures	1-Jan-42	GUY	22,958	9,077.42
E364.00-Poles, Towers, and Fixtures	1-Jan-47	GUY	5,746	86,679.84
E364.00-Poles, Towers, and Fixtures	1-Jan-53	GUY	11,774	273,685.74
E364.00-Poles, Towers, and Fixtures	1-Jan-57	GUY	25,882	806,357.66
E364.00-Poles, Towers, and Fixtures	1-Jan-63	GUY	8,205	398,088.30
E364.00-Poles, Towers, and Fixtures	1-Jan-65	GUY	4,504	212,240.21
E364.00-Poles, Towers, and Fixtures	1-Jan-66	GUY	4,863	192,957.31
E364.00-Poles, Towers, and Fixtures	1-Jan-67	GUY	3,959	210,551.30
E364.00-Poles, Towers, and Fixtures	1-Jan-68	GUY	3,454	204,866.60
E364.00-Poles, Towers, and Fixtures	1-Jan-69	GUY	4,013	248,058.48
E364.00-Poles, Towers, and Fixtures	1-Jan-70	GUY	3,165	227,208.10
E364.00-Poles, Towers, and Fixtures	1-Jan-71	GUY	3,963	300,520.05
E364.00-Poles, Towers, and Fixtures	1-Jan-72	GUY	3,509	302,000.76
E364.00-Poles, Towers, and Fixtures	1-Jan-73	GUY	3,548	300,729.72
E364.00-Poles, Towers, and Fixtures	1-Jan-74	GUY	2,844	326,160.43
E364.00-Poles, Towers, and Fixtures	1-Jan-75	GUY	2,994	376,170.80
E364.00-Poles, Towers, and Fixtures	1-Jan-76	GUY	3,207	450,906.02
E364.00-Poles, Towers, and Fixtures	1-Jan-77	GUY	2,820	421,161.31
E364.00-Poles, Towers, and Fixtures	1-Jan-78	GUY	3,638	667,215.93

**Louisville Gas and Electric Company
Poles, Towers, and Fixtures Account E364.00
as of March 2012**

<u>Plant Account</u>	<u>Year</u>	<u>Retirement Unit</u>	<u>Quantity</u>	<u>Cost</u>
E364.00-Poles, Towers, and Fixtures	1-Jan-79	GUY	3,539	704,369.23
E364.00-Poles, Towers, and Fixtures	1-Jan-80	GUY	2,840	619,761.08
E364.00-Poles, Towers, and Fixtures	1-Jan-81	GUY	2,486	647,801.17
E364.00-Poles, Towers, and Fixtures	1-Jan-82	GUY	2,267	697,237.74
E364.00-Poles, Towers, and Fixtures	1-Jan-83	GUY	2,282	812,933.03
E364.00-Poles, Towers, and Fixtures	1-Jan-84	GUY	1,748	458,284.35
E364.00-Poles, Towers, and Fixtures	1-Jan-85	GUY	1,932	464,428.37
E364.00-Poles, Towers, and Fixtures	1-Jan-86	GUY	2,148	564,402.54
E364.00-Poles, Towers, and Fixtures	1-Jan-87	GUY	1,911	507,991.48
E364.00-Poles, Towers, and Fixtures	1-Jan-88	GUY	2,645	616,320.30
E364.00-Poles, Towers, and Fixtures	1-Jan-89	GUY	2,747	742,773.37
E364.00-Poles, Towers, and Fixtures	1-Jan-90	GUY	2,285	707,643.30
E364.00-Poles, Towers, and Fixtures	1-Jan-91	GUY	2,313	771,653.66
E364.00-Poles, Towers, and Fixtures	1-Jan-92	GUY	1,536	695,326.43
E364.00-Poles, Towers, and Fixtures	1-Jan-93	GUY	1,173	631,207.52
E364.00-Poles, Towers, and Fixtures	1-Jan-94	GUY	969	550,583.38
E364.00-Poles, Towers, and Fixtures	1-Jan-95	GUY	1,500	688,342.65
E364.00-Poles, Towers, and Fixtures	1-Jan-96	GUY	922	564,939.43
E364.00-Poles, Towers, and Fixtures	1-Jan-97	GUY	996	560,868.70
E364.00-Poles, Towers, and Fixtures	1-Jan-98	GUY	617	335,293.63
E364.00-Poles, Towers, and Fixtures	1-Jan-99	GUY	790	218,314.74
E364.00-Poles, Towers, and Fixtures	1-Jan-00	GUY	239	35,502.81
E364.00-Poles, Towers, and Fixtures	1-Jan-01	GUY	5,444	207,871.30
E364.00-Poles, Towers, and Fixtures	1-Jan-02	GUY	757	236,793.99
E364.00-Poles, Towers, and Fixtures	1-Jan-03	GUY	68	68,330.65
E364.00-Poles, Towers, and Fixtures	1-Jan-04	GUY	3	19,988.20
E364.00-Poles, Towers, and Fixtures	1-Jan-06	GUY	383	1,786.75
E364.00-Poles, Towers, and Fixtures	1-Jan-07	GUY	1	1.28
E364.00-Poles, Towers, and Fixtures	1-Aug-08	GUY	8	(1,363.59)
E364.00-Poles, Towers, and Fixtures	1-Jun-09	GUY	6	3,222.63
E364.00-Poles, Towers, and Fixtures	1-Sep-09	GUY	106	47,881.70
E364.00-Poles, Towers, and Fixtures	10-Dec-09	GUY	9	3,429.49
E364.00-Poles, Towers, and Fixtures	14-Dec-09	GUY	18	9,001.92
E364.00-Poles, Towers, and Fixtures	17-Dec-09	GUY	622	136,942.16
E364.00-Poles, Towers, and Fixtures	19-Dec-09	GUY	8	316.06
E364.00-Poles, Towers, and Fixtures	31-Aug-10	GUY	21	100,731.65
E364.00-Poles, Towers, and Fixtures	1-Oct-10	GUY	75	51,510.76
E364.00-Poles, Towers, and Fixtures	31-Jan-11	GUY	124	296.65
E364.00-Poles, Towers, and Fixtures	31-May-11	GUY	7	1,426.94
E364.00-Poles, Towers, and Fixtures	31-Dec-11	GUY	4	3,748.83
E364.00-Poles, Towers, and Fixtures	1-Jan-79	H-BEAM STEEL GUY	8	17,586.42
E364.00-Poles, Towers, and Fixtures	1-Jan-80	H-BEAM STEEL GUY	9	23,302.90
E364.00-Poles, Towers, and Fixtures	1-Jan-81	H-BEAM STEEL GUY	12	32,160.66
E364.00-Poles, Towers, and Fixtures	1-Jan-82	H-BEAM STEEL GUY	7	21,981.25
E364.00-Poles, Towers, and Fixtures	1-Jan-83	H-BEAM STEEL GUY	2	6,270.05
E364.00-Poles, Towers, and Fixtures	1-Jan-84	H-BEAM STEEL GUY	7	20,158.71
E364.00-Poles, Towers, and Fixtures	1-Jan-85	H-BEAM STEEL GUY	15	46,082.42
E364.00-Poles, Towers, and Fixtures	1-Jan-86	H-BEAM STEEL GUY	14	45,401.38
E364.00-Poles, Towers, and Fixtures	1-Jan-87	H-BEAM STEEL GUY	11	33,131.82
E364.00-Poles, Towers, and Fixtures	1-Jan-88	H-BEAM STEEL GUY	20	65,228.04
E364.00-Poles, Towers, and Fixtures	1-Jan-89	H-BEAM STEEL GUY	22	91,007.07
E364.00-Poles, Towers, and Fixtures	1-Jan-90	H-BEAM STEEL GUY	11	49,774.23
E364.00-Poles, Towers, and Fixtures	1-Jan-91	H-BEAM STEEL GUY	8	33,988.62
E364.00-Poles, Towers, and Fixtures	1-Jan-92	H-BEAM STEEL GUY	5	25,518.97
E364.00-Poles, Towers, and Fixtures	1-Jan-93	H-BEAM STEEL GUY	7	44,542.16
E364.00-Poles, Towers, and Fixtures	1-Jan-94	H-BEAM STEEL GUY	4	33,139.34

**Louisville Gas and Electric Company
Poles, Towers, and Fixtures Account E364.00
as of March 2012**

<u>Plant Account</u>	<u>Year</u>	<u>Retirement Unit</u>	<u>Quantity</u>	<u>Cost</u>
E364.00-Poles, Towers, and Fixtures	1-Jan-95	H-BEAM STEEL GUY	18	94,223.22
E364.00-Poles, Towers, and Fixtures	1-Jan-96	H-BEAM STEEL GUY	3	21,356.00
E364.00-Poles, Towers, and Fixtures	1-Jan-97	H-BEAM STEEL GUY	11	96,853.77
E364.00-Poles, Towers, and Fixtures	1-Jan-98	H-BEAM STEEL GUY	13	30,465.06
E364.00-Poles, Towers, and Fixtures	1-Jan-99	H-BEAM STEEL GUY	4	7,007.16
E364.00-Poles, Towers, and Fixtures	1-Jan-00	H-BEAM STEEL GUY	6	116,095.70
E364.00-Poles, Towers, and Fixtures	1-Jan-01	H-BEAM STEEL GUY	22	20,779.74
E364.00-Poles, Towers, and Fixtures	1-Jan-02	H-BEAM STEEL GUY	21	190,291.19
E364.00-Poles, Towers, and Fixtures	1-Jan-03	H-BEAM STEEL GUY	1	10,647.19
E364.00-Poles, Towers, and Fixtures	1-Jan-04	H-BEAM STEEL GUY	6	83,280.65
E364.00-Poles, Towers, and Fixtures	1-Jan-06	H-BEAM STEEL GUY	1	23,274.51
E364.00-Poles, Towers, and Fixtures	1-Jan-08	H-BEAM STEEL GUY	10	10,178.61
E364.00-Poles, Towers, and Fixtures	31-Aug-08	H-BEAM STEEL GUY	7	(1,737.24)
E364.00-Poles, Towers, and Fixtures	30-Nov-08	H-BEAM STEEL GUY	6	24,357.92
E364.00-Poles, Towers, and Fixtures	31-Dec-08	H-BEAM STEEL GUY	1	148.50
E364.00-Poles, Towers, and Fixtures	30-Jun-09	H-BEAM STEEL GUY	2	19,850.72
E364.00-Poles, Towers, and Fixtures	31-Oct-10	H-BEAM STEEL GUY	3	7.71
E364.00-Poles, Towers, and Fixtures	30-Nov-10	H-BEAM STEEL GUY	4	335.31
E364.00-Poles, Towers, and Fixtures	31-Dec-10	H-BEAM STEEL GUY	2	-
E364.00-Poles, Towers, and Fixtures	31-Jan-11	H-BEAM STEEL GUY	1	(1,118.06)
E364.00-Poles, Towers, and Fixtures	28-Feb-11	H-BEAM STEEL GUY	4	0.01
E364.00-Poles, Towers, and Fixtures	31-Oct-11	H-BEAM STEEL GUY	4	2,919.04
E364.00-Poles, Towers, and Fixtures	30-Nov-11	H-BEAM STEEL GUY	1	29,291.21
E364.00-Poles, Towers, and Fixtures	1-Jan-00	MISCELLANEOUS EQUIPMENT	1	-
E364.00-Poles, Towers, and Fixtures	1-Jan-04	PLATFORM	1	-
E364.00-Poles, Towers, and Fixtures	1-Jan-02	PLATFORMS NEW (05491)	1	13,150.94
E364.00-Poles, Towers, and Fixtures	1-Dec-09	PLATFORMS NEW (05491)	3	16,692.45
E364.00-Poles, Towers, and Fixtures	1-Jan-80	POLE WOOD 100 FT	2	8,336.79
E364.00-Poles, Towers, and Fixtures	1-Jan-95	POLE WOOD 100 FT	1	10,902.28
E364.00-Poles, Towers, and Fixtures	1-Jan-00	POLE WOOD 100 FT	3	113.32
E364.00-Poles, Towers, and Fixtures	1-Jan-04	POLE WOOD 100 FT	1	49.00
E364.00-Poles, Towers, and Fixtures	1-Jan-78	POLE WOOD 105 FT	1	3,010.22
E364.00-Poles, Towers, and Fixtures	1-Jan-86	POLE WOOD 105 FT	1	6,943.20
E364.00-Poles, Towers, and Fixtures	1-Jan-95	POLE WOOD 105 FT	1	11,888.33
E364.00-Poles, Towers, and Fixtures	1-Jan-97	POLE WOOD 105 FT	1	17,510.87
E364.00-Poles, Towers, and Fixtures	1-Jan-00	POLE WOOD 105 FT	1	242.25
E364.00-Poles, Towers, and Fixtures	1-Jan-00	POLE WOOD 110 FT	4	368.33
E364.00-Poles, Towers, and Fixtures	1-Jan-47	POLE WOOD 25 FT	546	11,004.89
E364.00-Poles, Towers, and Fixtures	1-Jan-53	POLE WOOD 25 FT	1,011	26,933.10
E364.00-Poles, Towers, and Fixtures	1-Jan-57	POLE WOOD 25 FT	1,221	38,209.70
E364.00-Poles, Towers, and Fixtures	1-Jan-63	POLE WOOD 25 FT	189	9,255.56
E364.00-Poles, Towers, and Fixtures	1-Jan-65	POLE WOOD 25 FT	107	5,123.04
E364.00-Poles, Towers, and Fixtures	1-Jan-66	POLE WOOD 25 FT	79	4,379.16
E364.00-Poles, Towers, and Fixtures	1-Jan-67	POLE WOOD 25 FT	82	4,533.43
E364.00-Poles, Towers, and Fixtures	1-Jan-68	POLE WOOD 25 FT	92	5,498.18
E364.00-Poles, Towers, and Fixtures	1-Jan-69	POLE WOOD 25 FT	82	5,200.67
E364.00-Poles, Towers, and Fixtures	1-Jan-70	POLE WOOD 25 FT	79	5,801.11
E364.00-Poles, Towers, and Fixtures	1-Jan-71	POLE WOOD 25 FT	139	10,802.40
E364.00-Poles, Towers, and Fixtures	1-Jan-72	POLE WOOD 25 FT	86	7,581.99
E364.00-Poles, Towers, and Fixtures	1-Jan-73	POLE WOOD 25 FT	91	9,726.31
E364.00-Poles, Towers, and Fixtures	1-Jan-74	POLE WOOD 25 FT	54	6,921.61
E364.00-Poles, Towers, and Fixtures	1-Jan-75	POLE WOOD 25 FT	55	7,396.91
E364.00-Poles, Towers, and Fixtures	1-Jan-76	POLE WOOD 25 FT	73	11,057.28
E364.00-Poles, Towers, and Fixtures	1-Jan-77	POLE WOOD 25 FT	67	10,623.76
E364.00-Poles, Towers, and Fixtures	1-Jan-78	POLE WOOD 25 FT	53	10,044.50
E364.00-Poles, Towers, and Fixtures	1-Jan-79	POLE WOOD 25 FT	57	11,765.02

**Louisville Gas and Electric Company
Poles, Towers, and Fixtures Account E364.00
as of March 2012**

<u>Plant Account</u>	<u>Year</u>	<u>Retirement Unit</u>	<u>Quantity</u>	<u>Cost</u>
E364.00-Poles, Towers, and Fixtures	1-Jan-80	POLE WOOD 25 FT	58	12,871.26
E364.00-Poles, Towers, and Fixtures	1-Jan-81	POLE WOOD 25 FT	57	15,425.66
E364.00-Poles, Towers, and Fixtures	1-Jan-82	POLE WOOD 25 FT	43	13,543.30
E364.00-Poles, Towers, and Fixtures	1-Jan-83	POLE WOOD 25 FT	38	14,639.24
E364.00-Poles, Towers, and Fixtures	1-Jan-84	POLE WOOD 25 FT	6	2,960.64
E364.00-Poles, Towers, and Fixtures	1-Jan-90	POLE WOOD 25 FT	1	555.16
E364.00-Poles, Towers, and Fixtures	1-Jan-91	POLE WOOD 25 FT	1	632.59
E364.00-Poles, Towers, and Fixtures	1-Jan-95	POLE WOOD 25 FT	1	870.27
E364.00-Poles, Towers, and Fixtures	1-Jan-96	POLE WOOD 25 FT	1	1,185.36
E364.00-Poles, Towers, and Fixtures	1-Jan-97	POLE WOOD 25 FT	2	2,142.51
E364.00-Poles, Towers, and Fixtures	1-Jan-04	POLE WOOD 25 FT	1	3,616.61
E364.00-Poles, Towers, and Fixtures	1-Mar-09	POLE WOOD 25 FT	2	917.35
E364.00-Poles, Towers, and Fixtures	1-Jan-57	POLE WOOD 30 FT	471	20,059.35
E364.00-Poles, Towers, and Fixtures	1-Jan-63	POLE WOOD 30 FT	637	40,345.20
E364.00-Poles, Towers, and Fixtures	1-Jan-65	POLE WOOD 30 FT	286	18,326.76
E364.00-Poles, Towers, and Fixtures	1-Jan-66	POLE WOOD 30 FT	325	22,469.31
E364.00-Poles, Towers, and Fixtures	1-Jan-67	POLE WOOD 30 FT	497	35,644.90
E364.00-Poles, Towers, and Fixtures	1-Jan-68	POLE WOOD 30 FT	459	34,479.88
E364.00-Poles, Towers, and Fixtures	1-Jan-69	POLE WOOD 30 FT	680	53,722.98
E364.00-Poles, Towers, and Fixtures	1-Jan-70	POLE WOOD 30 FT	579	53,609.21
E364.00-Poles, Towers, and Fixtures	1-Jan-71	POLE WOOD 30 FT	549	53,399.16
E364.00-Poles, Towers, and Fixtures	1-Jan-72	POLE WOOD 30 FT	476	53,995.81
E364.00-Poles, Towers, and Fixtures	1-Jan-73	POLE WOOD 30 FT	559	72,884.45
E364.00-Poles, Towers, and Fixtures	1-Jan-74	POLE WOOD 30 FT	465	73,505.09
E364.00-Poles, Towers, and Fixtures	1-Jan-75	POLE WOOD 30 FT	419	72,791.26
E364.00-Poles, Towers, and Fixtures	1-Jan-76	POLE WOOD 30 FT	492	91,229.30
E364.00-Poles, Towers, and Fixtures	1-Jan-77	POLE WOOD 30 FT	479	95,776.63
E364.00-Poles, Towers, and Fixtures	1-Jan-78	POLE WOOD 30 FT	482	113,929.82
E364.00-Poles, Towers, and Fixtures	1-Jan-79	POLE WOOD 30 FT	488	128,145.20
E364.00-Poles, Towers, and Fixtures	1-Jan-80	POLE WOOD 30 FT	387	109,730.14
E364.00-Poles, Towers, and Fixtures	1-Jan-81	POLE WOOD 30 FT	352	118,723.54
E364.00-Poles, Towers, and Fixtures	1-Jan-82	POLE WOOD 30 FT	345	133,775.18
E364.00-Poles, Towers, and Fixtures	1-Jan-83	POLE WOOD 30 FT	336	152,507.62
E364.00-Poles, Towers, and Fixtures	1-Jan-84	POLE WOOD 30 FT	356	181,118.55
E364.00-Poles, Towers, and Fixtures	1-Jan-85	POLE WOOD 30 FT	355	174,811.94
E364.00-Poles, Towers, and Fixtures	1-Jan-86	POLE WOOD 30 FT	357	175,063.01
E364.00-Poles, Towers, and Fixtures	1-Jan-87	POLE WOOD 30 FT	382	183,178.82
E364.00-Poles, Towers, and Fixtures	1-Jan-88	POLE WOOD 30 FT	363	149,883.01
E364.00-Poles, Towers, and Fixtures	1-Jan-89	POLE WOOD 30 FT	415	206,537.04
E364.00-Poles, Towers, and Fixtures	1-Jan-90	POLE WOOD 30 FT	415	237,135.96
E364.00-Poles, Towers, and Fixtures	1-Jan-91	POLE WOOD 30 FT	320	208,094.50
E364.00-Poles, Towers, and Fixtures	1-Jan-92	POLE WOOD 30 FT	245	200,942.59
E364.00-Poles, Towers, and Fixtures	1-Jan-93	POLE WOOD 30 FT	257	262,037.49
E364.00-Poles, Towers, and Fixtures	1-Jan-94	POLE WOOD 30 FT	252	270,973.63
E364.00-Poles, Towers, and Fixtures	1-Jan-95	POLE WOOD 30 FT	271	216,077.22
E364.00-Poles, Towers, and Fixtures	1-Jan-96	POLE WOOD 30 FT	200	248,241.10
E364.00-Poles, Towers, and Fixtures	1-Jan-97	POLE WOOD 30 FT	202	221,014.80
E364.00-Poles, Towers, and Fixtures	1-Jan-98	POLE WOOD 30 FT	133	237,893.97
E364.00-Poles, Towers, and Fixtures	1-Jan-99	POLE WOOD 30 FT	135	120,047.69
E364.00-Poles, Towers, and Fixtures	1-Jan-00	POLE WOOD 30 FT	105	29,459.86
E364.00-Poles, Towers, and Fixtures	1-Jan-01	POLE WOOD 30 FT	77	50,095.56
E364.00-Poles, Towers, and Fixtures	1-Jan-02	POLE WOOD 30 FT	127	80,151.02
E364.00-Poles, Towers, and Fixtures	1-Jan-03	POLE WOOD 30 FT	92	147,951.09
E364.00-Poles, Towers, and Fixtures	1-Jan-04	POLE WOOD 30 FT	123	125,149.52
E364.00-Poles, Towers, and Fixtures	1-Jan-05	POLE WOOD 30 FT	53	70,403.18
E364.00-Poles, Towers, and Fixtures	1-Jan-06	POLE WOOD 30 FT	52	29,134.81

**Louisville Gas and Electric Company
Poles, Towers, and Fixtures Account E364.00
as of March 2012**

<u>Plant Account</u>	<u>Year</u>	<u>Retirement Unit</u>	<u>Quantity</u>	<u>Cost</u>
E364.00-Poles, Towers, and Fixtures	1-Jan-07	POLE WOOD 30 FT	19	14,630.60
E364.00-Poles, Towers, and Fixtures	1-Jan-08	POLE WOOD 30 FT	101	74,054.17
E364.00-Poles, Towers, and Fixtures	28-Feb-08	POLE WOOD 30 FT	11	27,804.86
E364.00-Poles, Towers, and Fixtures	31-Mar-08	POLE WOOD 30 FT	5	11,251.76
E364.00-Poles, Towers, and Fixtures	31-Aug-08	POLE WOOD 30 FT	27	19,569.52
E364.00-Poles, Towers, and Fixtures	1-Sep-08	POLE WOOD 30 FT	1	478.60
E364.00-Poles, Towers, and Fixtures	31-Oct-08	POLE WOOD 30 FT	16	6,427.00
E364.00-Poles, Towers, and Fixtures	31-Dec-08	POLE WOOD 30 FT	3	3,538.01
E364.00-Poles, Towers, and Fixtures	28-Feb-09	POLE WOOD 30 FT	2	(6,673.20)
E364.00-Poles, Towers, and Fixtures	1-Mar-09	POLE WOOD 30 FT	69	73,774.03
E364.00-Poles, Towers, and Fixtures	30-May-09	POLE WOOD 30 FT	306	146,874.44
E364.00-Poles, Towers, and Fixtures	30-Jun-09	POLE WOOD 30 FT	1	248.81
E364.00-Poles, Towers, and Fixtures	31-Jul-09	POLE WOOD 30 FT	1	6,190.23
E364.00-Poles, Towers, and Fixtures	14-Dec-09	POLE WOOD 30 FT	2	4,490.81
E364.00-Poles, Towers, and Fixtures	17-Dec-09	POLE WOOD 30 FT	2	3,024.32
E364.00-Poles, Towers, and Fixtures	31-Dec-09	POLE WOOD 30 FT	5	3,817.63
E364.00-Poles, Towers, and Fixtures	28-Feb-10	POLE WOOD 30 FT	12	11,338.34
E364.00-Poles, Towers, and Fixtures	1-May-10	POLE WOOD 30 FT	1	1,447.43
E364.00-Poles, Towers, and Fixtures	31-Aug-10	POLE WOOD 30 FT	4	564,764.44
E364.00-Poles, Towers, and Fixtures	1-Oct-10	POLE WOOD 30 FT	1	46,695.53
E364.00-Poles, Towers, and Fixtures	31-Oct-10	POLE WOOD 30 FT	95	135,832.55
E364.00-Poles, Towers, and Fixtures	30-Nov-10	POLE WOOD 30 FT	2	313.03
E364.00-Poles, Towers, and Fixtures	31-Dec-10	POLE WOOD 30 FT	7	21,670.35
E364.00-Poles, Towers, and Fixtures	31-Jan-11	POLE WOOD 30 FT	36	25,837.66
E364.00-Poles, Towers, and Fixtures	28-Feb-11	POLE WOOD 30 FT	59	68,352.61
E364.00-Poles, Towers, and Fixtures	30-Apr-11	POLE WOOD 30 FT	16	25,107.40
E364.00-Poles, Towers, and Fixtures	31-May-11	POLE WOOD 30 FT	1	2,196.96
E364.00-Poles, Towers, and Fixtures	1-Jul-11	POLE WOOD 30 FT	20	29,804.36
E364.00-Poles, Towers, and Fixtures	1-Sep-11	POLE WOOD 30 FT	2	15,220.75
E364.00-Poles, Towers, and Fixtures	1-Oct-11	POLE WOOD 30 FT	29	22,576.42
E364.00-Poles, Towers, and Fixtures	31-Oct-11	POLE WOOD 30 FT	3	1,742.16
E364.00-Poles, Towers, and Fixtures	30-Nov-11	POLE WOOD 30 FT	1	1,306.48
E364.00-Poles, Towers, and Fixtures	31-Dec-11	POLE WOOD 30 FT	5	12,154.66
E364.00-Poles, Towers, and Fixtures	1-Jan-12	POLE WOOD 30 FT	1	2,365.66
E364.00-Poles, Towers, and Fixtures	31-Jan-12	POLE WOOD 30 FT	1	1,379.50
E364.00-Poles, Towers, and Fixtures	31-Mar-12	POLE WOOD 30 FT	9	6,472.29
E364.00-Poles, Towers, and Fixtures	31-May-12	POLE WOOD 30 FT	7	27,305.24
E364.00-Poles, Towers, and Fixtures	31-Aug-12	POLE WOOD 30 FT	1	1,849.39
E364.00-Poles, Towers, and Fixtures	1-Jan-47	POLE WOOD 35 FT	134	5,377.08
E364.00-Poles, Towers, and Fixtures	1-Jan-53	POLE WOOD 35 FT	1,139	63,669.90
E364.00-Poles, Towers, and Fixtures	1-Jan-57	POLE WOOD 35 FT	1,743	111,574.77
E364.00-Poles, Towers, and Fixtures	1-Jan-63	POLE WOOD 35 FT	1,048	81,192.00
E364.00-Poles, Towers, and Fixtures	1-Jan-65	POLE WOOD 35 FT	647	45,208.51
E364.00-Poles, Towers, and Fixtures	1-Jan-66	POLE WOOD 35 FT	541	45,405.67
E364.00-Poles, Towers, and Fixtures	1-Jan-67	POLE WOOD 35 FT	711	62,132.91
E364.00-Poles, Towers, and Fixtures	1-Jan-68	POLE WOOD 35 FT	801	75,597.74
E364.00-Poles, Towers, and Fixtures	1-Jan-69	POLE WOOD 35 FT	784	76,833.18
E364.00-Poles, Towers, and Fixtures	1-Jan-70	POLE WOOD 35 FT	786	88,377.55
E364.00-Poles, Towers, and Fixtures	1-Jan-71	POLE WOOD 35 FT	816	97,820.51
E364.00-Poles, Towers, and Fixtures	1-Jan-72	POLE WOOD 35 FT	738	98,415.00
E364.00-Poles, Towers, and Fixtures	1-Jan-73	POLE WOOD 35 FT	356	54,694.37
E364.00-Poles, Towers, and Fixtures	1-Jan-74	POLE WOOD 35 FT	340	60,840.66
E364.00-Poles, Towers, and Fixtures	1-Jan-75	POLE WOOD 35 FT	350	66,994.69
E364.00-Poles, Towers, and Fixtures	1-Jan-76	POLE WOOD 35 FT	310	74,837.36
E364.00-Poles, Towers, and Fixtures	1-Jan-77	POLE WOOD 35 FT	291	70,364.18
E364.00-Poles, Towers, and Fixtures	1-Jan-78	POLE WOOD 35 FT	254	73,348.19

**Louisville Gas and Electric Company
Poles, Towers, and Fixtures Account E364.00
as of March 2012**

<u>Plant Account</u>	<u>Year</u>	<u>Retirement Unit</u>	<u>Quantity</u>	<u>Cost</u>
E364.00-Poles, Towers, and Fixtures	1-Jan-79	POLE WOOD 35 FT	260	82,339.11
E364.00-Poles, Towers, and Fixtures	1-Jan-80	POLE WOOD 35 FT	331	112,665.20
E364.00-Poles, Towers, and Fixtures	1-Jan-81	POLE WOOD 35 FT	266	105,927.75
E364.00-Poles, Towers, and Fixtures	1-Jan-82	POLE WOOD 35 FT	352	161,166.20
E364.00-Poles, Towers, and Fixtures	1-Jan-83	POLE WOOD 35 FT	298	160,508.68
E364.00-Poles, Towers, and Fixtures	1-Jan-84	POLE WOOD 35 FT	246	137,200.89
E364.00-Poles, Towers, and Fixtures	1-Jan-85	POLE WOOD 35 FT	247	136,956.26
E364.00-Poles, Towers, and Fixtures	1-Jan-86	POLE WOOD 35 FT	253	133,856.51
E364.00-Poles, Towers, and Fixtures	1-Jan-87	POLE WOOD 35 FT	308	157,773.29
E364.00-Poles, Towers, and Fixtures	1-Jan-88	POLE WOOD 35 FT	322	144,394.86
E364.00-Poles, Towers, and Fixtures	1-Jan-89	POLE WOOD 35 FT	397	208,548.97
E364.00-Poles, Towers, and Fixtures	1-Jan-90	POLE WOOD 35 FT	379	233,900.08
E364.00-Poles, Towers, and Fixtures	1-Jan-91	POLE WOOD 35 FT	369	265,440.84
E364.00-Poles, Towers, and Fixtures	1-Jan-92	POLE WOOD 35 FT	237	215,288.90
E364.00-Poles, Towers, and Fixtures	1-Jan-93	POLE WOOD 35 FT	388	431,661.15
E364.00-Poles, Towers, and Fixtures	1-Jan-94	POLE WOOD 35 FT	380	487,535.68
E364.00-Poles, Towers, and Fixtures	1-Jan-95	POLE WOOD 35 FT	348	332,640.98
E364.00-Poles, Towers, and Fixtures	1-Jan-96	POLE WOOD 35 FT	373	520,828.55
E364.00-Poles, Towers, and Fixtures	1-Jan-97	POLE WOOD 35 FT	353	446,626.23
E364.00-Poles, Towers, and Fixtures	1-Jan-98	POLE WOOD 35 FT	295	348,546.58
E364.00-Poles, Towers, and Fixtures	1-Jan-99	POLE WOOD 35 FT	264	267,558.98
E364.00-Poles, Towers, and Fixtures	1-Jan-00	POLE WOOD 35 FT	266	152,573.52
E364.00-Poles, Towers, and Fixtures	1-Jan-01	POLE WOOD 35 FT	202	221,665.76
E364.00-Poles, Towers, and Fixtures	1-Jan-02	POLE WOOD 35 FT	221	247,218.83
E364.00-Poles, Towers, and Fixtures	1-Jan-03	POLE WOOD 35 FT	218	355,227.31
E364.00-Poles, Towers, and Fixtures	1-Jan-04	POLE WOOD 35 FT	215	272,225.63
E364.00-Poles, Towers, and Fixtures	1-Jan-05	POLE WOOD 35 FT	116	284,718.24
E364.00-Poles, Towers, and Fixtures	1-Jan-06	POLE WOOD 35 FT	80	95,901.53
E364.00-Poles, Towers, and Fixtures	1-Jan-07	POLE WOOD 35 FT	28	43,094.94
E364.00-Poles, Towers, and Fixtures	1-Jan-08	POLE WOOD 35 FT	84	92,673.35
E364.00-Poles, Towers, and Fixtures	28-Feb-08	POLE WOOD 35 FT	2	7,821.35
E364.00-Poles, Towers, and Fixtures	31-Mar-08	POLE WOOD 35 FT	5	16,533.98
E364.00-Poles, Towers, and Fixtures	31-Aug-08	POLE WOOD 35 FT	44	26,560.73
E364.00-Poles, Towers, and Fixtures	1-Sep-08	POLE WOOD 35 FT	1	675.42
E364.00-Poles, Towers, and Fixtures	30-Sep-08	POLE WOOD 35 FT	2	1,156.49
E364.00-Poles, Towers, and Fixtures	30-Nov-08	POLE WOOD 35 FT	1	1,825.65
E364.00-Poles, Towers, and Fixtures	31-Dec-08	POLE WOOD 35 FT	16	23,247.00
E364.00-Poles, Towers, and Fixtures	31-Jan-09	POLE WOOD 35 FT	2	8,719.21
E364.00-Poles, Towers, and Fixtures	1-Mar-09	POLE WOOD 35 FT	104	162,944.86
E364.00-Poles, Towers, and Fixtures	1-Aug-09	POLE WOOD 35 FT	5	20,965.04
E364.00-Poles, Towers, and Fixtures	17-Dec-09	POLE WOOD 35 FT	1	2,577.77
E364.00-Poles, Towers, and Fixtures	31-Dec-09	POLE WOOD 35 FT	1,005	1,457,824.62
E364.00-Poles, Towers, and Fixtures	28-Feb-10	POLE WOOD 35 FT	91	116,669.08
E364.00-Poles, Towers, and Fixtures	31-Mar-10	POLE WOOD 35 FT	62	90,082.57
E364.00-Poles, Towers, and Fixtures	1-May-10	POLE WOOD 35 FT	307	703,952.73
E364.00-Poles, Towers, and Fixtures	31-May-10	POLE WOOD 35 FT	28	66,303.14
E364.00-Poles, Towers, and Fixtures	1-Jul-10	POLE WOOD 35 FT	10	73,973.66
E364.00-Poles, Towers, and Fixtures	31-Aug-10	POLE WOOD 35 FT	12	20,011.29
E364.00-Poles, Towers, and Fixtures	1-Oct-10	POLE WOOD 35 FT	9	46,695.53
E364.00-Poles, Towers, and Fixtures	31-Oct-10	POLE WOOD 35 FT	80	131,681.96
E364.00-Poles, Towers, and Fixtures	30-Nov-10	POLE WOOD 35 FT	4	-
E364.00-Poles, Towers, and Fixtures	31-Dec-10	POLE WOOD 35 FT	1,178	1,712.74
E364.00-Poles, Towers, and Fixtures	1-Jan-11	POLE WOOD 35 FT	9	(2,958.68)
E364.00-Poles, Towers, and Fixtures	31-Jan-11	POLE WOOD 35 FT	1	1,885.53
E364.00-Poles, Towers, and Fixtures	28-Feb-11	POLE WOOD 35 FT	75	114,460.11
E364.00-Poles, Towers, and Fixtures	31-Mar-11	POLE WOOD 35 FT	2	1,558.55

**Louisville Gas and Electric Company
Poles, Towers, and Fixtures Account E364.00
as of March 2012**

<u>Plant Account</u>	<u>Year</u>	<u>Retirement Unit</u>	<u>Quantity</u>	<u>Cost</u>
E364.00-Poles, Towers, and Fixtures	30-Apr-11	POLE WOOD 35 FT	19	25,452.19
E364.00-Poles, Towers, and Fixtures	31-May-11	POLE WOOD 35 FT	2	3,161.49
E364.00-Poles, Towers, and Fixtures	1-Jul-11	POLE WOOD 35 FT	2	(592.86)
E364.00-Poles, Towers, and Fixtures	1-Sep-11	POLE WOOD 35 FT	2	10,588.05
E364.00-Poles, Towers, and Fixtures	1-Oct-11	POLE WOOD 35 FT	7	7,424.82
E364.00-Poles, Towers, and Fixtures	31-Oct-11	POLE WOOD 35 FT	3	1,672.03
E364.00-Poles, Towers, and Fixtures	30-Nov-11	POLE WOOD 35 FT	1	3,677.13
E364.00-Poles, Towers, and Fixtures	1-Dec-11	POLE WOOD 35 FT	66	91,096.53
E364.00-Poles, Towers, and Fixtures	31-Dec-11	POLE WOOD 35 FT	39	74,461.13
E364.00-Poles, Towers, and Fixtures	31-Jan-12	POLE WOOD 35 FT	3	5,309.14
E364.00-Poles, Towers, and Fixtures	31-Mar-12	POLE WOOD 35 FT	35	68,701.54
E364.00-Poles, Towers, and Fixtures	31-Aug-12	POLE WOOD 35 FT	6	14,207.73
E364.00-Poles, Towers, and Fixtures	26-Sep-12	POLE WOOD 35 FT	2	9,926.59
E364.00-Poles, Towers, and Fixtures	1-Oct-12	POLE WOOD 35 FT	2	6,016.80
E364.00-Poles, Towers, and Fixtures	1-Jan-53	POLE WOOD 40 FT	1,787	133,306.29
E364.00-Poles, Towers, and Fixtures	1-Jan-57	POLE WOOD 40 FT	8,125	693,097.67
E364.00-Poles, Towers, and Fixtures	1-Jan-63	POLE WOOD 40 FT	2,147	200,398.52
E364.00-Poles, Towers, and Fixtures	1-Jan-65	POLE WOOD 40 FT	1,455	142,823.13
E364.00-Poles, Towers, and Fixtures	1-Jan-66	POLE WOOD 40 FT	1,328	142,474.65
E364.00-Poles, Towers, and Fixtures	1-Jan-67	POLE WOOD 40 FT	1,400	154,663.59
E364.00-Poles, Towers, and Fixtures	1-Jan-68	POLE WOOD 40 FT	1,614	188,350.45
E364.00-Poles, Towers, and Fixtures	1-Jan-69	POLE WOOD 40 FT	1,472	177,944.51
E364.00-Poles, Towers, and Fixtures	1-Jan-70	POLE WOOD 40 FT	1,580	222,253.88
E364.00-Poles, Towers, and Fixtures	1-Jan-71	POLE WOOD 40 FT	1,651	246,193.22
E364.00-Poles, Towers, and Fixtures	1-Jan-72	POLE WOOD 40 FT	1,781	307,284.55
E364.00-Poles, Towers, and Fixtures	1-Jan-73	POLE WOOD 40 FT	1,765	81,453.50
E364.00-Poles, Towers, and Fixtures	1-Jan-74	POLE WOOD 40 FT	1,419	367,100.66
E364.00-Poles, Towers, and Fixtures	1-Jan-75	POLE WOOD 40 FT	1,656	478,637.19
E364.00-Poles, Towers, and Fixtures	1-Jan-76	POLE WOOD 40 FT	1,849	518,504.05
E364.00-Poles, Towers, and Fixtures	1-Jan-77	POLE WOOD 40 FT	1,615	482,938.72
E364.00-Poles, Towers, and Fixtures	1-Jan-78	POLE WOOD 40 FT	1,598	572,285.42
E364.00-Poles, Towers, and Fixtures	1-Jan-79	POLE WOOD 40 FT	1,457	589,012.81
E364.00-Poles, Towers, and Fixtures	1-Jan-80	POLE WOOD 40 FT	1,731	871,840.26
E364.00-Poles, Towers, and Fixtures	1-Jan-81	POLE WOOD 40 FT	1,457	721,665.79
E364.00-Poles, Towers, and Fixtures	1-Jan-82	POLE WOOD 40 FT	1,091	614,842.17
E364.00-Poles, Towers, and Fixtures	1-Jan-83	POLE WOOD 40 FT	1,304	855,917.07
E364.00-Poles, Towers, and Fixtures	1-Jan-84	POLE WOOD 40 FT	1,247	815,733.61
E364.00-Poles, Towers, and Fixtures	1-Jan-85	POLE WOOD 40 FT	1,597	1,004,354.75
E364.00-Poles, Towers, and Fixtures	1-Jan-86	POLE WOOD 40 FT	1,512	909,090.05
E364.00-Poles, Towers, and Fixtures	1-Jan-87	POLE WOOD 40 FT	1,383	837,235.91
E364.00-Poles, Towers, and Fixtures	1-Jan-88	POLE WOOD 40 FT	1,597	856,056.68
E364.00-Poles, Towers, and Fixtures	1-Jan-89	POLE WOOD 40 FT	1,561	990,782.86
E364.00-Poles, Towers, and Fixtures	1-Jan-90	POLE WOOD 40 FT	1,010	765,705.29
E364.00-Poles, Towers, and Fixtures	1-Jan-91	POLE WOOD 40 FT	951	791,276.82
E364.00-Poles, Towers, and Fixtures	1-Jan-92	POLE WOOD 40 FT	700	737,734.42
E364.00-Poles, Towers, and Fixtures	1-Jan-93	POLE WOOD 40 FT	525	660,617.79
E364.00-Poles, Towers, and Fixtures	1-Jan-94	POLE WOOD 40 FT	539	744,887.31
E364.00-Poles, Towers, and Fixtures	1-Jan-95	POLE WOOD 40 FT	398	418,959.73
E364.00-Poles, Towers, and Fixtures	1-Jan-96	POLE WOOD 40 FT	365	558,564.36
E364.00-Poles, Towers, and Fixtures	1-Jan-97	POLE WOOD 40 FT	543	804,317.69
E364.00-Poles, Towers, and Fixtures	1-Jan-98	POLE WOOD 40 FT	234	429,559.52
E364.00-Poles, Towers, and Fixtures	1-Jan-99	POLE WOOD 40 FT	250	221,020.17
E364.00-Poles, Towers, and Fixtures	1-Jan-00	POLE WOOD 40 FT	362	327,013.45
E364.00-Poles, Towers, and Fixtures	1-Jan-01	POLE WOOD 40 FT	334	549,322.05
E364.00-Poles, Towers, and Fixtures	1-Jan-02	POLE WOOD 40 FT	380	663,786.42
E364.00-Poles, Towers, and Fixtures	1-Jan-03	POLE WOOD 40 FT	329	865,059.69

**Louisville Gas and Electric Company
Poles, Towers, and Fixtures Account E364.00
as of March 2012**

<u>Plant Account</u>	<u>Year</u>	<u>Retirement Unit</u>	<u>Quantity</u>	<u>Cost</u>
E364.00-Poles, Towers, and Fixtures	1-Jan-04	POLE WOOD 40 FT	395	820,418.36
E364.00-Poles, Towers, and Fixtures	1-Jan-05	POLE WOOD 40 FT	36	83,879.24
E364.00-Poles, Towers, and Fixtures	1-Jan-06	POLE WOOD 40 FT	104	141,008.14
E364.00-Poles, Towers, and Fixtures	1-Jan-07	POLE WOOD 40 FT	67	128,823.45
E364.00-Poles, Towers, and Fixtures	1-Jan-08	POLE WOOD 40 FT	120	127,620.98
E364.00-Poles, Towers, and Fixtures	28-Feb-08	POLE WOOD 40 FT	5	24,006.36
E364.00-Poles, Towers, and Fixtures	1-Mar-08	POLE WOOD 40 FT	29	81,331.10
E364.00-Poles, Towers, and Fixtures	31-Mar-08	POLE WOOD 40 FT	13	57,420.22
E364.00-Poles, Towers, and Fixtures	31-Aug-08	POLE WOOD 40 FT	69	58,589.14
E364.00-Poles, Towers, and Fixtures	31-Dec-08	POLE WOOD 40 FT	5	2,488.34
E364.00-Poles, Towers, and Fixtures	31-Jan-09	POLE WOOD 40 FT	2	7,398.42
E364.00-Poles, Towers, and Fixtures	1-Mar-09	POLE WOOD 40 FT	168	360,690.56
E364.00-Poles, Towers, and Fixtures	31-Mar-09	POLE WOOD 40 FT	4	7,781.78
E364.00-Poles, Towers, and Fixtures	30-Jun-09	POLE WOOD 40 FT	1	5,474.57
E364.00-Poles, Towers, and Fixtures	31-Jul-09	POLE WOOD 40 FT	2	18,456.74
E364.00-Poles, Towers, and Fixtures	1-Aug-09	POLE WOOD 40 FT	12	60,565.43
E364.00-Poles, Towers, and Fixtures	1-Sep-09	POLE WOOD 40 FT	9	21,712.47
E364.00-Poles, Towers, and Fixtures	30-Sep-09	POLE WOOD 40 FT	398	819,458.03
E364.00-Poles, Towers, and Fixtures	30-Nov-09	POLE WOOD 40 FT	2	529.58
E364.00-Poles, Towers, and Fixtures	1-Dec-09	POLE WOOD 40 FT	1	30,738.98
E364.00-Poles, Towers, and Fixtures	14-Dec-09	POLE WOOD 40 FT	1	16,272.58
E364.00-Poles, Towers, and Fixtures	19-Dec-09	POLE WOOD 40 FT	7	23,611.66
E364.00-Poles, Towers, and Fixtures	31-Dec-09	POLE WOOD 40 FT	7	3,685.13
E364.00-Poles, Towers, and Fixtures	28-Feb-10	POLE WOOD 40 FT	4	7,730.02
E364.00-Poles, Towers, and Fixtures	1-May-10	POLE WOOD 40 FT	200	499,100.56
E364.00-Poles, Towers, and Fixtures	31-Aug-10	POLE WOOD 40 FT	1	9,025.11
E364.00-Poles, Towers, and Fixtures	31-Oct-10	POLE WOOD 40 FT	64	129,692.00
E364.00-Poles, Towers, and Fixtures	30-Nov-10	POLE WOOD 40 FT	10	2,162.76
E364.00-Poles, Towers, and Fixtures	31-Dec-10	POLE WOOD 40 FT	16	100,785.09
E364.00-Poles, Towers, and Fixtures	1-Jan-11	POLE WOOD 40 FT	31	(9,881.41)
E364.00-Poles, Towers, and Fixtures	31-Jan-11	POLE WOOD 40 FT	1	4,002.49
E364.00-Poles, Towers, and Fixtures	28-Feb-11	POLE WOOD 40 FT	334	686,352.66
E364.00-Poles, Towers, and Fixtures	1-Apr-11	POLE WOOD 40 FT	54	95,694.82
E364.00-Poles, Towers, and Fixtures	31-May-11	POLE WOOD 40 FT	7	40,065.17
E364.00-Poles, Towers, and Fixtures	30-Jun-11	POLE WOOD 40 FT	4	(3,580.73)
E364.00-Poles, Towers, and Fixtures	1-Aug-11	POLE WOOD 40 FT	3	4,382.30
E364.00-Poles, Towers, and Fixtures	31-Aug-11	POLE WOOD 40 FT	19	67,412.20
E364.00-Poles, Towers, and Fixtures	1-Oct-11	POLE WOOD 40 FT	36	46,385.29
E364.00-Poles, Towers, and Fixtures	31-Oct-11	POLE WOOD 40 FT	1	5,086.17
E364.00-Poles, Towers, and Fixtures	31-Dec-11	POLE WOOD 40 FT	12	46,166.56
E364.00-Poles, Towers, and Fixtures	1-Jan-12	POLE WOOD 40 FT	1	4,040.53
E364.00-Poles, Towers, and Fixtures	31-Mar-12	POLE WOOD 40 FT	96	233,226.36
E364.00-Poles, Towers, and Fixtures	30-Apr-12	POLE WOOD 40 FT	1	2,358.04
E364.00-Poles, Towers, and Fixtures	31-May-12	POLE WOOD 40 FT	9	58,192.34
E364.00-Poles, Towers, and Fixtures	31-Aug-12	POLE WOOD 40 FT	17	57,229.96
E364.00-Poles, Towers, and Fixtures	1-Jan-57	POLE WOOD 45 FT	709	74,464.58
E364.00-Poles, Towers, and Fixtures	1-Jan-63	POLE WOOD 45 FT	182	22,344.58
E364.00-Poles, Towers, and Fixtures	1-Jan-65	POLE WOOD 45 FT	160	18,776.15
E364.00-Poles, Towers, and Fixtures	1-Jan-66	POLE WOOD 45 FT	164	20,461.41
E364.00-Poles, Towers, and Fixtures	1-Jan-67	POLE WOOD 45 FT	224	30,752.19
E364.00-Poles, Towers, and Fixtures	1-Jan-68	POLE WOOD 45 FT	216	30,755.23
E364.00-Poles, Towers, and Fixtures	1-Jan-69	POLE WOOD 45 FT	253	41,122.61
E364.00-Poles, Towers, and Fixtures	1-Jan-70	POLE WOOD 45 FT	222	41,764.99
E364.00-Poles, Towers, and Fixtures	1-Jan-71	POLE WOOD 45 FT	272	48,787.06
E364.00-Poles, Towers, and Fixtures	1-Jan-72	POLE WOOD 45 FT	245	49,795.74
E364.00-Poles, Towers, and Fixtures	1-Jan-73	POLE WOOD 45 FT	311	74,303.40

Louisville Gas and Electric Company
Poles, Towers, and Fixtures Account E364.00
as of March 2012

<u>Plant Account</u>	<u>Year</u>	<u>Retirement Unit</u>	<u>Quantity</u>	<u>Cost</u>
E364.00-Poles, Towers, and Fixtures	1-Jan-74	POLE WOOD 45 FT	242	67,416.54
E364.00-Poles, Towers, and Fixtures	1-Jan-75	POLE WOOD 45 FT	276	84,694.19
E364.00-Poles, Towers, and Fixtures	1-Jan-76	POLE WOOD 45 FT	308	105,731.06
E364.00-Poles, Towers, and Fixtures	1-Jan-77	POLE WOOD 45 FT	248	90,631.07
E364.00-Poles, Towers, and Fixtures	1-Jan-78	POLE WOOD 45 FT	348	150,445.39
E364.00-Poles, Towers, and Fixtures	1-Jan-79	POLE WOOD 45 FT	380	182,292.74
E364.00-Poles, Towers, and Fixtures	1-Jan-80	POLE WOOD 45 FT	374	192,724.65
E364.00-Poles, Towers, and Fixtures	1-Jan-81	POLE WOOD 45 FT	426	254,837.45
E364.00-Poles, Towers, and Fixtures	1-Jan-82	POLE WOOD 45 FT	350	238,228.84
E364.00-Poles, Towers, and Fixtures	1-Jan-83	POLE WOOD 45 FT	396	317,027.26
E364.00-Poles, Towers, and Fixtures	1-Jan-84	POLE WOOD 45 FT	271	209,173.08
E364.00-Poles, Towers, and Fixtures	1-Jan-85	POLE WOOD 45 FT	316	235,024.99
E364.00-Poles, Towers, and Fixtures	1-Jan-86	POLE WOOD 45 FT	303	221,369.96
E364.00-Poles, Towers, and Fixtures	1-Jan-87	POLE WOOD 45 FT	311	223,081.28
E364.00-Poles, Towers, and Fixtures	1-Jan-88	POLE WOOD 45 FT	457	282,307.08
E364.00-Poles, Towers, and Fixtures	1-Jan-89	POLE WOOD 45 FT	446	331,074.59
E364.00-Poles, Towers, and Fixtures	1-Jan-90	POLE WOOD 45 FT	452	388,448.69
E364.00-Poles, Towers, and Fixtures	1-Jan-91	POLE WOOD 45 FT	410	385,956.69
E364.00-Poles, Towers, and Fixtures	1-Jan-92	POLE WOOD 45 FT	354	423,536.80
E364.00-Poles, Towers, and Fixtures	1-Jan-93	POLE WOOD 45 FT	444	629,521.17
E364.00-Poles, Towers, and Fixtures	1-Jan-94	POLE WOOD 45 FT	486	720,955.95
E364.00-Poles, Towers, and Fixtures	1-Jan-95	POLE WOOD 45 FT	636	747,378.97
E364.00-Poles, Towers, and Fixtures	1-Jan-96	POLE WOOD 45 FT	509	891,244.02
E364.00-Poles, Towers, and Fixtures	1-Jan-97	POLE WOOD 45 FT	654	1,008,665.52
E364.00-Poles, Towers, and Fixtures	1-Jan-98	POLE WOOD 45 FT	426	1,105,708.35
E364.00-Poles, Towers, and Fixtures	1-Jan-99	POLE WOOD 45 FT	629	754,644.77
E364.00-Poles, Towers, and Fixtures	1-Jan-00	POLE WOOD 45 FT	624	412,802.81
E364.00-Poles, Towers, and Fixtures	1-Jan-01	POLE WOOD 45 FT	727	1,109,774.14
E364.00-Poles, Towers, and Fixtures	1-Jan-02	POLE WOOD 45 FT	806	1,071,510.88
E364.00-Poles, Towers, and Fixtures	1-Jan-03	POLE WOOD 45 FT	387	858,500.14
E364.00-Poles, Towers, and Fixtures	1-Jan-04	POLE WOOD 45 FT	425	648,967.65
E364.00-Poles, Towers, and Fixtures	1-Jan-05	POLE WOOD 45 FT	252	1,322,648.26
E364.00-Poles, Towers, and Fixtures	30-Apr-05	POLE WOOD 45 FT	1	-
E364.00-Poles, Towers, and Fixtures	1-Jan-06	POLE WOOD 45 FT	401	550,497.40
E364.00-Poles, Towers, and Fixtures	30-Jun-06	POLE WOOD 45 FT	1	(0.01)
E364.00-Poles, Towers, and Fixtures	1-Jan-07	POLE WOOD 45 FT	153	214,317.67
E364.00-Poles, Towers, and Fixtures	1-Mar-07	POLE WOOD 45 FT	5	(16,499.31)
E364.00-Poles, Towers, and Fixtures	30-Nov-07	POLE WOOD 45 FT	1	-
E364.00-Poles, Towers, and Fixtures	31-Dec-07	POLE WOOD 45 FT	3	131.52
E364.00-Poles, Towers, and Fixtures	1-Jan-08	POLE WOOD 45 FT	1,139	1,471,314.59
E364.00-Poles, Towers, and Fixtures	28-Feb-08	POLE WOOD 45 FT	14	61,066.61
E364.00-Poles, Towers, and Fixtures	31-Mar-08	POLE WOOD 45 FT	16	88,157.47
E364.00-Poles, Towers, and Fixtures	31-Aug-08	POLE WOOD 45 FT	567	335,338.87
E364.00-Poles, Towers, and Fixtures	31-Dec-08	POLE WOOD 45 FT	84	115,400.61
E364.00-Poles, Towers, and Fixtures	28-Jan-09	POLE WOOD 45 FT	34	74,274.17
E364.00-Poles, Towers, and Fixtures	31-Jan-09	POLE WOOD 45 FT	21	68,010.46
E364.00-Poles, Towers, and Fixtures	28-Feb-09	POLE WOOD 45 FT	1	1,494.75
E364.00-Poles, Towers, and Fixtures	1-Mar-09	POLE WOOD 45 FT	168	401,769.89
E364.00-Poles, Towers, and Fixtures	30-Apr-09	POLE WOOD 45 FT	1	123.85
E364.00-Poles, Towers, and Fixtures	31-May-09	POLE WOOD 45 FT	1	1,879.65
E364.00-Poles, Towers, and Fixtures	30-Jun-09	POLE WOOD 45 FT	5	17,911.20
E364.00-Poles, Towers, and Fixtures	31-Jul-09	POLE WOOD 45 FT	17	127,648.50
E364.00-Poles, Towers, and Fixtures	1-Aug-09	POLE WOOD 45 FT	17	115,423.72
E364.00-Poles, Towers, and Fixtures	31-Aug-09	POLE WOOD 45 FT	3	10,517.27
E364.00-Poles, Towers, and Fixtures	1-Sep-09	POLE WOOD 45 FT	6	19,372.40
E364.00-Poles, Towers, and Fixtures	30-Sep-09	POLE WOOD 45 FT	3	2,830.35

**Louisville Gas and Electric Company
Poles, Towers, and Fixtures Account E364.00
as of March 2012**

<u>Plant Account</u>	<u>Year</u>	<u>Retirement Unit</u>	<u>Quantity</u>	<u>Cost</u>
E364.00-Poles, Towers, and Fixtures	31-Oct-09	POLE WOOD 45 FT	2	8,584.49
E364.00-Poles, Towers, and Fixtures	30-Nov-09	POLE WOOD 45 FT	12	(6,915.34)
E364.00-Poles, Towers, and Fixtures	14-Dec-09	POLE WOOD 45 FT	5	11,808.81
E364.00-Poles, Towers, and Fixtures	17-Dec-09	POLE WOOD 45 FT	11	43,112.03
E364.00-Poles, Towers, and Fixtures	19-Dec-09	POLE WOOD 45 FT	4	10,245.24
E364.00-Poles, Towers, and Fixtures	31-Dec-09	POLE WOOD 45 FT	1,264	2,817,144.38
E364.00-Poles, Towers, and Fixtures	31-Jan-10	POLE WOOD 45 FT	1	2,469.66
E364.00-Poles, Towers, and Fixtures	28-Feb-10	POLE WOOD 45 FT	4	7,727.60
E364.00-Poles, Towers, and Fixtures	1-May-10	POLE WOOD 45 FT	345	1,266,690.82
E364.00-Poles, Towers, and Fixtures	31-May-10	POLE WOOD 45 FT	1	9,730.11
E364.00-Poles, Towers, and Fixtures	30-Jun-10	POLE WOOD 45 FT	13	32,559.76
E364.00-Poles, Towers, and Fixtures	31-Aug-10	POLE WOOD 45 FT	5	43,078.12
E364.00-Poles, Towers, and Fixtures	31-Oct-10	POLE WOOD 45 FT	130	200,939.00
E364.00-Poles, Towers, and Fixtures	1-Nov-10	POLE WOOD 45 FT	2	8,629.00
E364.00-Poles, Towers, and Fixtures	30-Nov-10	POLE WOOD 45 FT	72	18,291.40
E364.00-Poles, Towers, and Fixtures	31-Dec-10	POLE WOOD 45 FT	72	126,391.09
E364.00-Poles, Towers, and Fixtures	31-Jan-11	POLE WOOD 45 FT	78	2,094.12
E364.00-Poles, Towers, and Fixtures	28-Feb-11	POLE WOOD 45 FT	522	1,422,139.55
E364.00-Poles, Towers, and Fixtures	31-Mar-11	POLE WOOD 45 FT	2	8,639.65
E364.00-Poles, Towers, and Fixtures	1-Apr-11	POLE WOOD 45 FT	107	263,688.11
E364.00-Poles, Towers, and Fixtures	30-Apr-11	POLE WOOD 45 FT	6	3,555.01
E364.00-Poles, Towers, and Fixtures	31-May-11	POLE WOOD 45 FT	48	117,134.86
E364.00-Poles, Towers, and Fixtures	1-Jul-11	POLE WOOD 45 FT	43	89,169.10
E364.00-Poles, Towers, and Fixtures	31-Aug-11	POLE WOOD 45 FT	31	111,027.49
E364.00-Poles, Towers, and Fixtures	30-Sep-11	POLE WOOD 45 FT	2	4,220.33
E364.00-Poles, Towers, and Fixtures	1-Oct-11	POLE WOOD 45 FT	33	40,347.11
E364.00-Poles, Towers, and Fixtures	31-Oct-11	POLE WOOD 45 FT	2	7,099.36
E364.00-Poles, Towers, and Fixtures	1-Nov-11	POLE WOOD 45 FT	7	15,616.17
E364.00-Poles, Towers, and Fixtures	30-Nov-11	POLE WOOD 45 FT	20	61,237.61
E364.00-Poles, Towers, and Fixtures	31-Dec-11	POLE WOOD 45 FT	56	154,424.68
E364.00-Poles, Towers, and Fixtures	1-Jan-12	POLE WOOD 45 FT	12	42,971.40
E364.00-Poles, Towers, and Fixtures	31-Mar-12	POLE WOOD 45 FT	161	391,654.66
E364.00-Poles, Towers, and Fixtures	30-Apr-12	POLE WOOD 45 FT	3	8,841.79
E364.00-Poles, Towers, and Fixtures	31-Jul-12	POLE WOOD 45 FT	71	541,001.21
E364.00-Poles, Towers, and Fixtures	31-Aug-12	POLE WOOD 45 FT	15	60,594.29
E364.00-Poles, Towers, and Fixtures	1-Jan-53	POLE WOOD 50 FT	83	10,058.62
E364.00-Poles, Towers, and Fixtures	1-Jan-57	POLE WOOD 50 FT	847	110,203.25
E364.00-Poles, Towers, and Fixtures	1-Jan-63	POLE WOOD 50 FT	202	28,841.86
E364.00-Poles, Towers, and Fixtures	1-Jan-65	POLE WOOD 50 FT	132	18,105.37
E364.00-Poles, Towers, and Fixtures	1-Jan-66	POLE WOOD 50 FT	88	13,493.13
E364.00-Poles, Towers, and Fixtures	1-Jan-67	POLE WOOD 50 FT	155	24,750.28
E364.00-Poles, Towers, and Fixtures	1-Jan-68	POLE WOOD 50 FT	140	23,165.92
E364.00-Poles, Towers, and Fixtures	1-Jan-69	POLE WOOD 50 FT	141	29,388.13
E364.00-Poles, Towers, and Fixtures	1-Jan-70	POLE WOOD 50 FT	108	22,378.29
E364.00-Poles, Towers, and Fixtures	1-Jan-71	POLE WOOD 50 FT	123	26,457.70
E364.00-Poles, Towers, and Fixtures	1-Jan-72	POLE WOOD 50 FT	109	25,744.81
E364.00-Poles, Towers, and Fixtures	1-Jan-73	POLE WOOD 50 FT	135	36,758.11
E364.00-Poles, Towers, and Fixtures	1-Jan-74	POLE WOOD 50 FT	132	46,577.44
E364.00-Poles, Towers, and Fixtures	1-Jan-75	POLE WOOD 50 FT	147	57,570.26
E364.00-Poles, Towers, and Fixtures	1-Jan-76	POLE WOOD 50 FT	147	59,432.91
E364.00-Poles, Towers, and Fixtures	1-Jan-77	POLE WOOD 50 FT	181	76,618.25
E364.00-Poles, Towers, and Fixtures	1-Jan-78	POLE WOOD 50 FT	148	73,112.82
E364.00-Poles, Towers, and Fixtures	1-Jan-79	POLE WOOD 50 FT	136	78,849.36
E364.00-Poles, Towers, and Fixtures	1-Jan-80	POLE WOOD 50 FT	171	113,775.83
E364.00-Poles, Towers, and Fixtures	1-Jan-81	POLE WOOD 50 FT	190	136,050.67
E364.00-Poles, Towers, and Fixtures	1-Jan-82	POLE WOOD 50 FT	166	132,158.12

Louisville Gas and Electric Company
Poles, Towers, and Fixtures Account E364.00
as of March 2012

<u>Plant Account</u>	<u>Year</u>	<u>Retirement Unit</u>	<u>Quantity</u>	<u>Cost</u>
E364.00-Poles, Towers, and Fixtures	1-Jan-83	POLE WOOD 50 FT	182	169,038.44
E364.00-Poles, Towers, and Fixtures	1-Jan-84	POLE WOOD 50 FT	117	108,709.03
E364.00-Poles, Towers, and Fixtures	1-Jan-85	POLE WOOD 50 FT	133	119,210.15
E364.00-Poles, Towers, and Fixtures	1-Jan-86	POLE WOOD 50 FT	124	107,179.70
E364.00-Poles, Towers, and Fixtures	1-Jan-87	POLE WOOD 50 FT	118	100,707.26
E364.00-Poles, Towers, and Fixtures	1-Jan-88	POLE WOOD 50 FT	188	136,800.95
E364.00-Poles, Towers, and Fixtures	1-Jan-89	POLE WOOD 50 FT	157	138,736.03
E364.00-Poles, Towers, and Fixtures	1-Jan-90	POLE WOOD 50 FT	194	197,963.45
E364.00-Poles, Towers, and Fixtures	1-Jan-91	POLE WOOD 50 FT	171	191,059.81
E364.00-Poles, Towers, and Fixtures	1-Jan-92	POLE WOOD 50 FT	104	147,709.22
E364.00-Poles, Towers, and Fixtures	1-Jan-93	POLE WOOD 50 FT	105	176,969.50
E364.00-Poles, Towers, and Fixtures	1-Jan-94	POLE WOOD 50 FT	93	175,844.67
E364.00-Poles, Towers, and Fixtures	1-Jan-95	POLE WOOD 50 FT	129	184,445.01
E364.00-Poles, Towers, and Fixtures	1-Jan-96	POLE WOOD 50 FT	99	206,999.27
E364.00-Poles, Towers, and Fixtures	1-Jan-97	POLE WOOD 50 FT	159	309,949.72
E364.00-Poles, Towers, and Fixtures	1-Jan-98	POLE WOOD 50 FT	67	136,751.31
E364.00-Poles, Towers, and Fixtures	1-Jan-99	POLE WOOD 50 FT	128	139,138.52
E364.00-Poles, Towers, and Fixtures	1-Jan-00	POLE WOOD 50 FT	150	334,859.66
E364.00-Poles, Towers, and Fixtures	1-Jan-01	POLE WOOD 50 FT	241	488,887.83
E364.00-Poles, Towers, and Fixtures	1-Jan-02	POLE WOOD 50 FT	213	320,672.61
E364.00-Poles, Towers, and Fixtures	1-Jan-03	POLE WOOD 50 FT	112	287,155.68
E364.00-Poles, Towers, and Fixtures	1-Jan-04	POLE WOOD 50 FT	139	269,586.65
E364.00-Poles, Towers, and Fixtures	1-Jan-05	POLE WOOD 50 FT	39	220,167.94
E364.00-Poles, Towers, and Fixtures	1-Jan-06	POLE WOOD 50 FT	217	312,355.90
E364.00-Poles, Towers, and Fixtures	1-Jan-07	POLE WOOD 50 FT	33	82,432.67
E364.00-Poles, Towers, and Fixtures	1-Jan-08	POLE WOOD 50 FT	445	477,644.02
E364.00-Poles, Towers, and Fixtures	31-Mar-08	POLE WOOD 50 FT	6	47,406.49
E364.00-Poles, Towers, and Fixtures	1-Aug-08	POLE WOOD 50 FT	1	(1,687.35)
E364.00-Poles, Towers, and Fixtures	31-Aug-08	POLE WOOD 50 FT	147	109,333.54
E364.00-Poles, Towers, and Fixtures	1-Sep-08	POLE WOOD 50 FT	3	4,842.89
E364.00-Poles, Towers, and Fixtures	31-Oct-08	POLE WOOD 50 FT	53	57,149.44
E364.00-Poles, Towers, and Fixtures	31-Dec-08	POLE WOOD 50 FT	29	51,774.51
E364.00-Poles, Towers, and Fixtures	31-Jan-09	POLE WOOD 50 FT	1	269.45
E364.00-Poles, Towers, and Fixtures	28-Feb-09	POLE WOOD 50 FT	16	81,572.83
E364.00-Poles, Towers, and Fixtures	1-Mar-09	POLE WOOD 50 FT	40	151,761.11
E364.00-Poles, Towers, and Fixtures	30-Apr-09	POLE WOOD 50 FT	8	24,993.01
E364.00-Poles, Towers, and Fixtures	31-Jul-09	POLE WOOD 50 FT	3	40,804.20
E364.00-Poles, Towers, and Fixtures	31-Aug-09	POLE WOOD 50 FT	1	1,780.14
E364.00-Poles, Towers, and Fixtures	1-Sep-09	POLE WOOD 50 FT	1	4,037.93
E364.00-Poles, Towers, and Fixtures	31-Oct-09	POLE WOOD 50 FT	1	3,069.87
E364.00-Poles, Towers, and Fixtures	30-Nov-09	POLE WOOD 50 FT	1	267.62
E364.00-Poles, Towers, and Fixtures	1-Dec-09	POLE WOOD 50 FT	1	54,945.34
E364.00-Poles, Towers, and Fixtures	17-Dec-09	POLE WOOD 50 FT	16	78,352.67
E364.00-Poles, Towers, and Fixtures	31-Dec-09	POLE WOOD 50 FT	432	1,268,684.04
E364.00-Poles, Towers, and Fixtures	11-Jan-10	POLE WOOD 50 FT	1	543.41
E364.00-Poles, Towers, and Fixtures	30-Apr-10	POLE WOOD 50 FT	12	154,269.57
E364.00-Poles, Towers, and Fixtures	1-May-10	POLE WOOD 50 FT	143	651,990.87
E364.00-Poles, Towers, and Fixtures	30-Jun-10	POLE WOOD 50 FT	3	9,089.43
E364.00-Poles, Towers, and Fixtures	31-Aug-10	POLE WOOD 50 FT	8	34,821.59
E364.00-Poles, Towers, and Fixtures	31-Oct-10	POLE WOOD 50 FT	81	262,741.99
E364.00-Poles, Towers, and Fixtures	30-Nov-10	POLE WOOD 50 FT	37	12,138.01
E364.00-Poles, Towers, and Fixtures	31-Dec-10	POLE WOOD 50 FT	29	28,169.22
E364.00-Poles, Towers, and Fixtures	1-Jan-11	POLE WOOD 50 FT	23	(16,156.52)
E364.00-Poles, Towers, and Fixtures	31-Jan-11	POLE WOOD 50 FT	6	7,021.64
E364.00-Poles, Towers, and Fixtures	28-Feb-11	POLE WOOD 50 FT	108	373,555.82
E364.00-Poles, Towers, and Fixtures	31-Mar-11	POLE WOOD 50 FT	14	26,069.52

**Louisville Gas and Electric Company
Poles, Towers, and Fixtures Account E364.00
as of March 2012**

<u>Plant Account</u>	<u>Year</u>	<u>Retirement Unit</u>	<u>Quantity</u>	<u>Cost</u>
E364.00-Poles, Towers, and Fixtures	30-Apr-11	POLE WOOD 50 FT	72	156,725.57
E364.00-Poles, Towers, and Fixtures	31-May-11	POLE WOOD 50 FT	18	42,107.49
E364.00-Poles, Towers, and Fixtures	1-Sep-11	POLE WOOD 50 FT	5	11,519.71
E364.00-Poles, Towers, and Fixtures	30-Sep-11	POLE WOOD 50 FT	11	23,695.85
E364.00-Poles, Towers, and Fixtures	1-Oct-11	POLE WOOD 50 FT	5	(465.39)
E364.00-Poles, Towers, and Fixtures	31-Oct-11	POLE WOOD 50 FT	7	61,848.11
E364.00-Poles, Towers, and Fixtures	31-Dec-11	POLE WOOD 50 FT	15	94,314.32
E364.00-Poles, Towers, and Fixtures	1-Jan-12	POLE WOOD 50 FT	5	14,148.49
E364.00-Poles, Towers, and Fixtures	31-Jan-12	POLE WOOD 50 FT	14	60,900.73
E364.00-Poles, Towers, and Fixtures	31-Mar-12	POLE WOOD 50 FT	11	47,087.16
E364.00-Poles, Towers, and Fixtures	31-Jul-12	POLE WOOD 50 FT	6	66,297.22
E364.00-Poles, Towers, and Fixtures	31-Aug-12	POLE WOOD 50 FT	5	20,616.89
E364.00-Poles, Towers, and Fixtures	1-Oct-12	POLE WOOD 50 FT	7	60,012.29
E364.00-Poles, Towers, and Fixtures	1-Jan-47	POLE WOOD 55 FT	12	1,409.33
E364.00-Poles, Towers, and Fixtures	1-Jan-53	POLE WOOD 55 FT	293	45,888.08
E364.00-Poles, Towers, and Fixtures	1-Jan-57	POLE WOOD 55 FT	535	88,513.58
E364.00-Poles, Towers, and Fixtures	1-Jan-63	POLE WOOD 55 FT	74	13,756.05
E364.00-Poles, Towers, and Fixtures	1-Jan-65	POLE WOOD 55 FT	49	9,361.02
E364.00-Poles, Towers, and Fixtures	1-Jan-66	POLE WOOD 55 FT	32	6,299.14
E364.00-Poles, Towers, and Fixtures	1-Jan-67	POLE WOOD 55 FT	62	12,828.02
E364.00-Poles, Towers, and Fixtures	1-Jan-68	POLE WOOD 55 FT	42	8,874.91
E364.00-Poles, Towers, and Fixtures	1-Jan-69	POLE WOOD 55 FT	45	11,169.73
E364.00-Poles, Towers, and Fixtures	1-Jan-70	POLE WOOD 55 FT	44	11,156.55
E364.00-Poles, Towers, and Fixtures	1-Jan-71	POLE WOOD 55 FT	36	11,233.91
E364.00-Poles, Towers, and Fixtures	1-Jan-72	POLE WOOD 55 FT	37	10,760.96
E364.00-Poles, Towers, and Fixtures	1-Jan-73	POLE WOOD 55 FT	61	27,959.20
E364.00-Poles, Towers, and Fixtures	1-Jan-74	POLE WOOD 55 FT	44	17,983.04
E364.00-Poles, Towers, and Fixtures	1-Jan-75	POLE WOOD 55 FT	33	16,733.60
E364.00-Poles, Towers, and Fixtures	1-Jan-76	POLE WOOD 55 FT	68	37,455.55
E364.00-Poles, Towers, and Fixtures	1-Jan-77	POLE WOOD 55 FT	56	28,794.02
E364.00-Poles, Towers, and Fixtures	1-Jan-78	POLE WOOD 55 FT	52	32,148.54
E364.00-Poles, Towers, and Fixtures	1-Jan-79	POLE WOOD 55 FT	42	29,807.03
E364.00-Poles, Towers, and Fixtures	1-Jan-80	POLE WOOD 55 FT	62	52,098.68
E364.00-Poles, Towers, and Fixtures	1-Jan-81	POLE WOOD 55 FT	63	57,622.78
E364.00-Poles, Towers, and Fixtures	1-Jan-82	POLE WOOD 55 FT	64	65,514.49
E364.00-Poles, Towers, and Fixtures	1-Jan-83	POLE WOOD 55 FT	89	106,722.21
E364.00-Poles, Towers, and Fixtures	1-Jan-84	POLE WOOD 55 FT	51	60,266.87
E364.00-Poles, Towers, and Fixtures	1-Jan-85	POLE WOOD 55 FT	48	54,173.43
E364.00-Poles, Towers, and Fixtures	1-Jan-86	POLE WOOD 55 FT	77	83,528.33
E364.00-Poles, Towers, and Fixtures	1-Jan-87	POLE WOOD 55 FT	62	67,408.88
E364.00-Poles, Towers, and Fixtures	1-Jan-88	POLE WOOD 55 FT	114	104,973.02
E364.00-Poles, Towers, and Fixtures	1-Jan-89	POLE WOOD 55 FT	78	87,415.33
E364.00-Poles, Towers, and Fixtures	1-Jan-90	POLE WOOD 55 FT	105	136,210.61
E364.00-Poles, Towers, and Fixtures	1-Jan-91	POLE WOOD 55 FT	38	52,306.06
E364.00-Poles, Towers, and Fixtures	1-Jan-92	POLE WOOD 55 FT	39	68,412.33
E364.00-Poles, Towers, and Fixtures	1-Jan-93	POLE WOOD 55 FT	33	67,505.03
E364.00-Poles, Towers, and Fixtures	1-Jan-94	POLE WOOD 55 FT	27	62,788.82
E364.00-Poles, Towers, and Fixtures	1-Jan-95	POLE WOOD 55 FT	53	95,613.68
E364.00-Poles, Towers, and Fixtures	1-Jan-96	POLE WOOD 55 FT	35	94,054.77
E364.00-Poles, Towers, and Fixtures	1-Jan-97	POLE WOOD 55 FT	43	105,008.84
E364.00-Poles, Towers, and Fixtures	1-Jan-98	POLE WOOD 55 FT	19	53,136.29
E364.00-Poles, Towers, and Fixtures	1-Jan-99	POLE WOOD 55 FT	42	84,143.22
E364.00-Poles, Towers, and Fixtures	1-Jan-00	POLE WOOD 55 FT	56	97,396.53
E364.00-Poles, Towers, and Fixtures	1-Jan-01	POLE WOOD 55 FT	83	176,079.84
E364.00-Poles, Towers, and Fixtures	1-Jan-02	POLE WOOD 55 FT	90	127,863.14
E364.00-Poles, Towers, and Fixtures	1-Jan-03	POLE WOOD 55 FT	65	329,298.79

**Louisville Gas and Electric Company
Poles, Towers, and Fixtures Account E364.00
as of March 2012**

<u>Plant Account</u>	<u>Year</u>	<u>Retirement Unit</u>	<u>Quantity</u>	<u>Cost</u>
E364.00-Poles, Towers, and Fixtures	1-Jan-04	POLE WOOD 55 FT	136	246,480.96
E364.00-Poles, Towers, and Fixtures	1-Jan-05	POLE WOOD 55 FT	18	135,187.56
E364.00-Poles, Towers, and Fixtures	1-Jan-06	POLE WOOD 55 FT	36	88,490.90
E364.00-Poles, Towers, and Fixtures	1-Jan-07	POLE WOOD 55 FT	17	53,419.25
E364.00-Poles, Towers, and Fixtures	31-Dec-07	POLE WOOD 55 FT	1	46.41
E364.00-Poles, Towers, and Fixtures	1-Jan-08	POLE WOOD 55 FT	78	123,000.14
E364.00-Poles, Towers, and Fixtures	1-Mar-08	POLE WOOD 55 FT	13	131,396.92
E364.00-Poles, Towers, and Fixtures	31-Mar-08	POLE WOOD 55 FT	3	31,156.26
E364.00-Poles, Towers, and Fixtures	31-Aug-08	POLE WOOD 55 FT	67	88,481.67
E364.00-Poles, Towers, and Fixtures	31-Oct-08	POLE WOOD 55 FT	1	-
E364.00-Poles, Towers, and Fixtures	31-Dec-08	POLE WOOD 55 FT	35	27,741.58
E364.00-Poles, Towers, and Fixtures	28-Feb-09	POLE WOOD 55 FT	4	8,592.53
E364.00-Poles, Towers, and Fixtures	1-Mar-09	POLE WOOD 55 FT	21	85,033.00
E364.00-Poles, Towers, and Fixtures	31-Jul-09	POLE WOOD 55 FT	1	13,970.05
E364.00-Poles, Towers, and Fixtures	31-Aug-09	POLE WOOD 55 FT	3	13,756.33
E364.00-Poles, Towers, and Fixtures	1-Dec-09	POLE WOOD 55 FT	5	18,251.00
E364.00-Poles, Towers, and Fixtures	17-Dec-09	POLE WOOD 55 FT	5	29,698.11
E364.00-Poles, Towers, and Fixtures	31-Dec-09	POLE WOOD 55 FT	152	602,720.46
E364.00-Poles, Towers, and Fixtures	28-Feb-10	POLE WOOD 55 FT	2	28,627.60
E364.00-Poles, Towers, and Fixtures	1-May-10	POLE WOOD 55 FT	67	394,783.45
E364.00-Poles, Towers, and Fixtures	31-Jul-10	POLE WOOD 55 FT	26	92,763.52
E364.00-Poles, Towers, and Fixtures	31-Aug-10	POLE WOOD 55 FT	2	35,097.06
E364.00-Poles, Towers, and Fixtures	31-Oct-10	POLE WOOD 55 FT	19	7,815.18
E364.00-Poles, Towers, and Fixtures	1-Nov-10	POLE WOOD 55 FT	1	7,322.19
E364.00-Poles, Towers, and Fixtures	30-Nov-10	POLE WOOD 55 FT	7	6,328.49
E364.00-Poles, Towers, and Fixtures	31-Dec-10	POLE WOOD 55 FT	3	2,905.63
E364.00-Poles, Towers, and Fixtures	1-Jan-11	POLE WOOD 55 FT	1	(1,273.16)
E364.00-Poles, Towers, and Fixtures	31-Jan-11	POLE WOOD 55 FT	1	-
E364.00-Poles, Towers, and Fixtures	28-Feb-11	POLE WOOD 55 FT	31	138,518.86
E364.00-Poles, Towers, and Fixtures	31-Mar-11	POLE WOOD 55 FT	3	6,356.37
E364.00-Poles, Towers, and Fixtures	30-Apr-11	POLE WOOD 55 FT	10	16,545.29
E364.00-Poles, Towers, and Fixtures	31-May-11	POLE WOOD 55 FT	15	36,497.40
E364.00-Poles, Towers, and Fixtures	31-Aug-11	POLE WOOD 55 FT	3	13,904.46
E364.00-Poles, Towers, and Fixtures	30-Sep-11	POLE WOOD 55 FT	3	9,261.48
E364.00-Poles, Towers, and Fixtures	1-Oct-11	POLE WOOD 55 FT	4	32,918.42
E364.00-Poles, Towers, and Fixtures	31-Oct-11	POLE WOOD 55 FT	10	96,654.02
E364.00-Poles, Towers, and Fixtures	1-Nov-11	POLE WOOD 55 FT	1	10,672.69
E364.00-Poles, Towers, and Fixtures	30-Nov-11	POLE WOOD 55 FT	5	25,573.64
E364.00-Poles, Towers, and Fixtures	31-Dec-11	POLE WOOD 55 FT	10	40,099.92
E364.00-Poles, Towers, and Fixtures	29-Feb-12	POLE WOOD 55 FT	1	3,469.95
E364.00-Poles, Towers, and Fixtures	31-Mar-12	POLE WOOD 55 FT	5	29,580.60
E364.00-Poles, Towers, and Fixtures	30-Apr-12	POLE WOOD 55 FT	1	5,023.27
E364.00-Poles, Towers, and Fixtures	31-May-12	POLE WOOD 55 FT	12	91,112.32
E364.00-Poles, Towers, and Fixtures	1-Jun-12	POLE WOOD 55 FT	6	51,961.68
E364.00-Poles, Towers, and Fixtures	1-Jan-47	POLE WOOD 60 FT	51	5,382.90
E364.00-Poles, Towers, and Fixtures	1-Jan-53	POLE WOOD 60 FT	127	23,031.08
E364.00-Poles, Towers, and Fixtures	1-Jan-57	POLE WOOD 60 FT	197	40,799.56
E364.00-Poles, Towers, and Fixtures	1-Jan-63	POLE WOOD 60 FT	33	7,769.72
E364.00-Poles, Towers, and Fixtures	1-Jan-65	POLE WOOD 60 FT	25	5,823.82
E364.00-Poles, Towers, and Fixtures	1-Jan-66	POLE WOOD 60 FT	36	8,645.70
E364.00-Poles, Towers, and Fixtures	1-Jan-67	POLE WOOD 60 FT	56	13,885.23
E364.00-Poles, Towers, and Fixtures	1-Jan-68	POLE WOOD 60 FT	28	7,627.38
E364.00-Poles, Towers, and Fixtures	1-Jan-69	POLE WOOD 60 FT	47	15,603.64
E364.00-Poles, Towers, and Fixtures	1-Jan-70	POLE WOOD 60 FT	24	7,980.61
E364.00-Poles, Towers, and Fixtures	1-Jan-71	POLE WOOD 60 FT	37	12,551.94
E364.00-Poles, Towers, and Fixtures	1-Jan-72	POLE WOOD 60 FT	21	7,555.17

Louisville Gas and Electric Company
Poles, Towers, and Fixtures Account E364.00
as of March 2012

<u>Plant Account</u>	<u>Year</u>	<u>Retirement Unit</u>	<u>Quantity</u>	<u>Cost</u>
E364.00-Poles, Towers, and Fixtures	1-Jan-73	POLE WOOD 60 FT	36	20,588.59
E364.00-Poles, Towers, and Fixtures	1-Jan-74	POLE WOOD 60 FT	25	14,609.74
E364.00-Poles, Towers, and Fixtures	1-Jan-75	POLE WOOD 60 FT	12	7,314.64
E364.00-Poles, Towers, and Fixtures	1-Jan-76	POLE WOOD 60 FT	51	31,432.20
E364.00-Poles, Towers, and Fixtures	1-Jan-77	POLE WOOD 60 FT	33	22,195.45
E364.00-Poles, Towers, and Fixtures	1-Jan-78	POLE WOOD 60 FT	22	16,646.16
E364.00-Poles, Towers, and Fixtures	1-Jan-79	POLE WOOD 60 FT	26	21,865.75
E364.00-Poles, Towers, and Fixtures	1-Jan-80	POLE WOOD 60 FT	33	30,099.96
E364.00-Poles, Towers, and Fixtures	1-Jan-81	POLE WOOD 60 FT	17	17,720.81
E364.00-Poles, Towers, and Fixtures	1-Jan-82	POLE WOOD 60 FT	31	37,734.89
E364.00-Poles, Towers, and Fixtures	1-Jan-83	POLE WOOD 60 FT	80	111,722.44
E364.00-Poles, Towers, and Fixtures	1-Jan-84	POLE WOOD 60 FT	34	51,082.23
E364.00-Poles, Towers, and Fixtures	1-Jan-85	POLE WOOD 60 FT	33	47,016.30
E364.00-Poles, Towers, and Fixtures	1-Jan-86	POLE WOOD 60 FT	47	66,868.97
E364.00-Poles, Towers, and Fixtures	1-Jan-87	POLE WOOD 60 FT	24	33,653.16
E364.00-Poles, Towers, and Fixtures	1-Jan-88	POLE WOOD 60 FT	45	55,191.65
E364.00-Poles, Towers, and Fixtures	1-Jan-89	POLE WOOD 60 FT	33	49,581.14
E364.00-Poles, Towers, and Fixtures	1-Jan-90	POLE WOOD 60 FT	42	71,294.51
E364.00-Poles, Towers, and Fixtures	1-Jan-91	POLE WOOD 60 FT	12	22,745.01
E364.00-Poles, Towers, and Fixtures	1-Jan-92	POLE WOOD 60 FT	18	43,156.46
E364.00-Poles, Towers, and Fixtures	1-Jan-93	POLE WOOD 60 FT	8	21,849.97
E364.00-Poles, Towers, and Fixtures	1-Jan-94	POLE WOOD 60 FT	6	19,456.78
E364.00-Poles, Towers, and Fixtures	1-Jan-95	POLE WOOD 60 FT	21	47,105.49
E364.00-Poles, Towers, and Fixtures	1-Jan-96	POLE WOOD 60 FT	5	17,312.90
E364.00-Poles, Towers, and Fixtures	1-Jan-97	POLE WOOD 60 FT	10	32,792.54
E364.00-Poles, Towers, and Fixtures	1-Jan-98	POLE WOOD 60 FT	14	32,978.36
E364.00-Poles, Towers, and Fixtures	1-Jan-99	POLE WOOD 60 FT	14	39,800.85
E364.00-Poles, Towers, and Fixtures	1-Jan-00	POLE WOOD 60 FT	11	6,752.46
E364.00-Poles, Towers, and Fixtures	1-Jan-01	POLE WOOD 60 FT	31	455,336.15
E364.00-Poles, Towers, and Fixtures	1-Jan-02	POLE WOOD 60 FT	56	62,683.94
E364.00-Poles, Towers, and Fixtures	1-Jan-03	POLE WOOD 60 FT	36	250,233.94
E364.00-Poles, Towers, and Fixtures	1-Jan-04	POLE WOOD 60 FT	20	102,362.48
E364.00-Poles, Towers, and Fixtures	1-Jan-05	POLE WOOD 60 FT	1	6,083.95
E364.00-Poles, Towers, and Fixtures	1-Jan-06	POLE WOOD 60 FT	15	38,970.29
E364.00-Poles, Towers, and Fixtures	1-Jan-07	POLE WOOD 60 FT	10	41,476.66
E364.00-Poles, Towers, and Fixtures	1-Jan-08	POLE WOOD 60 FT	60	51,516.73
E364.00-Poles, Towers, and Fixtures	28-Feb-08	POLE WOOD 60 FT	3	6,113.51
E364.00-Poles, Towers, and Fixtures	31-Aug-08	POLE WOOD 60 FT	25	20,588.66
E364.00-Poles, Towers, and Fixtures	31-Dec-08	POLE WOOD 60 FT	10	9,230.14
E364.00-Poles, Towers, and Fixtures	1-Mar-09	POLE WOOD 60 FT	5	26,169.51
E364.00-Poles, Towers, and Fixtures	30-Nov-09	POLE WOOD 60 FT	3	17,393.44
E364.00-Poles, Towers, and Fixtures	19-Dec-09	POLE WOOD 60 FT	1	4,882.91
E364.00-Poles, Towers, and Fixtures	31-Dec-09	POLE WOOD 60 FT	50	227,296.62
E364.00-Poles, Towers, and Fixtures	1-May-10	POLE WOOD 60 FT	23	133,566.52
E364.00-Poles, Towers, and Fixtures	31-Aug-10	POLE WOOD 60 FT	2	49,866.30
E364.00-Poles, Towers, and Fixtures	31-Oct-10	POLE WOOD 60 FT	3	(4,003.33)
E364.00-Poles, Towers, and Fixtures	30-Nov-10	POLE WOOD 60 FT	9	13,627.01
E364.00-Poles, Towers, and Fixtures	31-Dec-10	POLE WOOD 60 FT	1	-
E364.00-Poles, Towers, and Fixtures	1-Jan-11	POLE WOOD 60 FT	9	(15,261.15)
E364.00-Poles, Towers, and Fixtures	31-Jan-11	POLE WOOD 60 FT	1	-
E364.00-Poles, Towers, and Fixtures	28-Feb-11	POLE WOOD 60 FT	36	145,894.69
E364.00-Poles, Towers, and Fixtures	30-Apr-11	POLE WOOD 60 FT	2	10,575.16
E364.00-Poles, Towers, and Fixtures	31-May-11	POLE WOOD 60 FT	3	11,267.80
E364.00-Poles, Towers, and Fixtures	30-Sep-11	POLE WOOD 60 FT	1	8,526.13
E364.00-Poles, Towers, and Fixtures	31-Oct-11	POLE WOOD 60 FT	1	7,277.10
E364.00-Poles, Towers, and Fixtures	30-Nov-11	POLE WOOD 60 FT	2	12,554.18

Louisville Gas and Electric Company
Poles, Towers, and Fixtures Account E364.00
as of March 2012

<u>Plant Account</u>	<u>Year</u>	<u>Retirement Unit</u>	<u>Quantity</u>	<u>Cost</u>
E364.00-Poles, Towers, and Fixtures	31-Dec-11	POLE WOOD 60 FT	11	52,848.14
E364.00-Poles, Towers, and Fixtures	31-Jan-12	POLE WOOD 60 FT	1	6,102.76
E364.00-Poles, Towers, and Fixtures	31-Mar-12	POLE WOOD 60 FT	1	3,513.24
E364.00-Poles, Towers, and Fixtures	31-May-12	POLE WOOD 60 FT	1	10,332.59
E364.00-Poles, Towers, and Fixtures	1-Jan-53	POLE WOOD 65 FT	22	3,991.78
E364.00-Poles, Towers, and Fixtures	1-Jan-57	POLE WOOD 65 FT	113	28,506.45
E364.00-Poles, Towers, and Fixtures	1-Jan-63	POLE WOOD 65 FT	19	5,297.76
E364.00-Poles, Towers, and Fixtures	1-Jan-65	POLE WOOD 65 FT	9	2,388.20
E364.00-Poles, Towers, and Fixtures	1-Jan-66	POLE WOOD 65 FT	6	1,476.95
E364.00-Poles, Towers, and Fixtures	1-Jan-67	POLE WOOD 65 FT	21	6,201.86
E364.00-Poles, Towers, and Fixtures	1-Jan-68	POLE WOOD 65 FT	9	2,889.42
E364.00-Poles, Towers, and Fixtures	1-Jan-69	POLE WOOD 65 FT	29	11,422.06
E364.00-Poles, Towers, and Fixtures	1-Jan-70	POLE WOOD 65 FT	11	3,981.35
E364.00-Poles, Towers, and Fixtures	1-Jan-71	POLE WOOD 65 FT	29	10,727.75
E364.00-Poles, Towers, and Fixtures	1-Jan-72	POLE WOOD 65 FT	11	4,592.32
E364.00-Poles, Towers, and Fixtures	1-Jan-73	POLE WOOD 65 FT	23	13,280.83
E364.00-Poles, Towers, and Fixtures	1-Jan-74	POLE WOOD 65 FT	11	6,239.24
E364.00-Poles, Towers, and Fixtures	1-Jan-75	POLE WOOD 65 FT	8	5,643.44
E364.00-Poles, Towers, and Fixtures	1-Jan-76	POLE WOOD 65 FT	19	15,990.23
E364.00-Poles, Towers, and Fixtures	1-Jan-77	POLE WOOD 65 FT	12	10,719.31
E364.00-Poles, Towers, and Fixtures	1-Jan-78	POLE WOOD 65 FT	12	12,984.16
E364.00-Poles, Towers, and Fixtures	1-Jan-79	POLE WOOD 65 FT	9	10,596.34
E364.00-Poles, Towers, and Fixtures	1-Jan-80	POLE WOOD 65 FT	13	17,229.35
E364.00-Poles, Towers, and Fixtures	1-Jan-81	POLE WOOD 65 FT	20	33,080.82
E364.00-Poles, Towers, and Fixtures	1-Jan-82	POLE WOOD 65 FT	25	45,393.24
E364.00-Poles, Towers, and Fixtures	1-Jan-83	POLE WOOD 65 FT	35	66,512.00
E364.00-Poles, Towers, and Fixtures	1-Jan-84	POLE WOOD 65 FT	26	53,528.75
E364.00-Poles, Towers, and Fixtures	1-Jan-85	POLE WOOD 65 FT	12	24,913.41
E364.00-Poles, Towers, and Fixtures	1-Jan-86	POLE WOOD 65 FT	13	26,783.35
E364.00-Poles, Towers, and Fixtures	1-Jan-87	POLE WOOD 65 FT	14	28,417.90
E364.00-Poles, Towers, and Fixtures	1-Jan-88	POLE WOOD 65 FT	13	24,512.89
E364.00-Poles, Towers, and Fixtures	1-Jan-89	POLE WOOD 65 FT	18	41,173.16
E364.00-Poles, Towers, and Fixtures	1-Jan-90	POLE WOOD 65 FT	15	42,259.09
E364.00-Poles, Towers, and Fixtures	1-Jan-91	POLE WOOD 65 FT	2	5,750.26
E364.00-Poles, Towers, and Fixtures	1-Jan-92	POLE WOOD 65 FT	7	25,428.55
E364.00-Poles, Towers, and Fixtures	1-Jan-93	POLE WOOD 65 FT	17	67,853.74
E364.00-Poles, Towers, and Fixtures	1-Jan-94	POLE WOOD 65 FT	3	16,488.34
E364.00-Poles, Towers, and Fixtures	1-Jan-95	POLE WOOD 65 FT	10	35,805.24
E364.00-Poles, Towers, and Fixtures	1-Jan-96	POLE WOOD 65 FT	1	6,073.37
E364.00-Poles, Towers, and Fixtures	1-Jan-97	POLE WOOD 65 FT	5	28,891.60
E364.00-Poles, Towers, and Fixtures	1-Jan-98	POLE WOOD 65 FT	3	21,924.00
E364.00-Poles, Towers, and Fixtures	1-Jan-99	POLE WOOD 65 FT	6	32,061.71
E364.00-Poles, Towers, and Fixtures	1-Jan-00	POLE WOOD 65 FT	22	4,266.01
E364.00-Poles, Towers, and Fixtures	1-Jan-01	POLE WOOD 65 FT	6	504.89
E364.00-Poles, Towers, and Fixtures	1-Jan-02	POLE WOOD 65 FT	18	76,112.29
E364.00-Poles, Towers, and Fixtures	1-Jan-03	POLE WOOD 65 FT	10	74,890.35
E364.00-Poles, Towers, and Fixtures	1-Jan-04	POLE WOOD 65 FT	17	139,099.13
E364.00-Poles, Towers, and Fixtures	1-Jan-05	POLE WOOD 65 FT	4	104,262.99
E364.00-Poles, Towers, and Fixtures	1-Jan-06	POLE WOOD 65 FT	8	31,800.39
E364.00-Poles, Towers, and Fixtures	1-Jan-07	POLE WOOD 65 FT	2	8,859.27
E364.00-Poles, Towers, and Fixtures	1-Jan-08	POLE WOOD 65 FT	4	8,168.10
E364.00-Poles, Towers, and Fixtures	28-Feb-08	POLE WOOD 65 FT	1	13,311.58
E364.00-Poles, Towers, and Fixtures	31-Mar-08	POLE WOOD 65 FT	1	12,804.37
E364.00-Poles, Towers, and Fixtures	31-Aug-08	POLE WOOD 65 FT	3	(46.15)
E364.00-Poles, Towers, and Fixtures	31-Dec-08	POLE WOOD 65 FT	2	3,270.19
E364.00-Poles, Towers, and Fixtures	31-Jul-09	POLE WOOD 65 FT	1	5,285.38

Louisville Gas and Electric Company
Poles, Towers, and Fixtures Account E364.00
as of March 2012

<u>Plant Account</u>	<u>Year</u>	<u>Retirement Unit</u>	<u>Quantity</u>	<u>Cost</u>
E364.00-Poles, Towers, and Fixtures	1-Sep-09	POLE WOOD 65 FT	25	199,466.40
E364.00-Poles, Towers, and Fixtures	1-May-10	POLE WOOD 65 FT	15	105,955.01
E364.00-Poles, Towers, and Fixtures	30-Nov-10	POLE WOOD 65 FT	4	26,592.54
E364.00-Poles, Towers, and Fixtures	1-Jan-11	POLE WOOD 65 FT	1	(2,126.57)
E364.00-Poles, Towers, and Fixtures	28-Feb-11	POLE WOOD 65 FT	22	225,724.56
E364.00-Poles, Towers, and Fixtures	30-Apr-11	POLE WOOD 65 FT	1	5,160.95
E364.00-Poles, Towers, and Fixtures	1-Oct-11	POLE WOOD 65 FT	1	84,170.68
E364.00-Poles, Towers, and Fixtures	31-Oct-11	POLE WOOD 65 FT	1	15,747.89
E364.00-Poles, Towers, and Fixtures	30-Nov-11	POLE WOOD 65 FT	2	23,105.72
E364.00-Poles, Towers, and Fixtures	1-Jan-12	POLE WOOD 65 FT	1	25,715.20
E364.00-Poles, Towers, and Fixtures	29-Feb-12	POLE WOOD 65 FT	3	34,759.00
E364.00-Poles, Towers, and Fixtures	31-May-12	POLE WOOD 65 FT	1	36,059.85
E364.00-Poles, Towers, and Fixtures	1-Jan-53	POLE WOOD 70 FT	13	3,613.29
E364.00-Poles, Towers, and Fixtures	1-Jan-57	POLE WOOD 70 FT	44	12,638.94
E364.00-Poles, Towers, and Fixtures	1-Jan-63	POLE WOOD 70 FT	2	678.33
E364.00-Poles, Towers, and Fixtures	1-Jan-65	POLE WOOD 70 FT	2	711.37
E364.00-Poles, Towers, and Fixtures	1-Jan-66	POLE WOOD 70 FT	1	326.91
E364.00-Poles, Towers, and Fixtures	1-Jan-67	POLE WOOD 70 FT	4	1,412.07
E364.00-Poles, Towers, and Fixtures	1-Jan-68	POLE WOOD 70 FT	9	3,565.69
E364.00-Poles, Towers, and Fixtures	1-Jan-69	POLE WOOD 70 FT	4	1,712.31
E364.00-Poles, Towers, and Fixtures	1-Jan-70	POLE WOOD 70 FT	3	1,715.07
E364.00-Poles, Towers, and Fixtures	1-Jan-71	POLE WOOD 70 FT	17	7,890.90
E364.00-Poles, Towers, and Fixtures	1-Jan-72	POLE WOOD 70 FT	2	1,012.01
E364.00-Poles, Towers, and Fixtures	1-Jan-73	POLE WOOD 70 FT	3	2,066.38
E364.00-Poles, Towers, and Fixtures	1-Jan-75	POLE WOOD 70 FT	10	7,802.55
E364.00-Poles, Towers, and Fixtures	1-Jan-76	POLE WOOD 70 FT	6	5,010.43
E364.00-Poles, Towers, and Fixtures	1-Jan-77	POLE WOOD 70 FT	6	5,379.26
E364.00-Poles, Towers, and Fixtures	1-Jan-78	POLE WOOD 70 FT	5	5,180.49
E364.00-Poles, Towers, and Fixtures	1-Jan-79	POLE WOOD 70 FT	7	10,863.54
E364.00-Poles, Towers, and Fixtures	1-Jan-80	POLE WOOD 70 FT	1	1,600.73
E364.00-Poles, Towers, and Fixtures	1-Jan-82	POLE WOOD 70 FT	5	9,989.25
E364.00-Poles, Towers, and Fixtures	1-Jan-83	POLE WOOD 70 FT	11	25,895.12
E364.00-Poles, Towers, and Fixtures	1-Jan-84	POLE WOOD 70 FT	7	19,041.97
E364.00-Poles, Towers, and Fixtures	1-Jan-85	POLE WOOD 70 FT	5	12,113.76
E364.00-Poles, Towers, and Fixtures	1-Jan-86	POLE WOOD 70 FT	6	15,635.99
E364.00-Poles, Towers, and Fixtures	1-Jan-87	POLE WOOD 70 FT	6	15,399.58
E364.00-Poles, Towers, and Fixtures	1-Jan-88	POLE WOOD 70 FT	8	21,211.31
E364.00-Poles, Towers, and Fixtures	1-Jan-89	POLE WOOD 70 FT	9	27,718.23
E364.00-Poles, Towers, and Fixtures	1-Jan-90	POLE WOOD 70 FT	7	24,394.13
E364.00-Poles, Towers, and Fixtures	1-Jan-92	POLE WOOD 70 FT	3	15,570.36
E364.00-Poles, Towers, and Fixtures	1-Jan-93	POLE WOOD 70 FT	3	15,277.43
E364.00-Poles, Towers, and Fixtures	1-Jan-94	POLE WOOD 70 FT	2	12,712.00
E364.00-Poles, Towers, and Fixtures	1-Jan-95	POLE WOOD 70 FT	3	14,386.78
E364.00-Poles, Towers, and Fixtures	1-Jan-96	POLE WOOD 70 FT	2	14,647.96
E364.00-Poles, Towers, and Fixtures	1-Jan-97	POLE WOOD 70 FT	2	14,022.23
E364.00-Poles, Towers, and Fixtures	1-Jan-99	POLE WOOD 70 FT	3	8,149.25
E364.00-Poles, Towers, and Fixtures	1-Jan-00	POLE WOOD 70 FT	23	17,378.33
E364.00-Poles, Towers, and Fixtures	1-Jan-01	POLE WOOD 70 FT	3	22,287.59
E364.00-Poles, Towers, and Fixtures	1-Jan-02	POLE WOOD 70 FT	12	73,143.64
E364.00-Poles, Towers, and Fixtures	1-Jan-03	POLE WOOD 70 FT	3	39,484.73
E364.00-Poles, Towers, and Fixtures	1-Jan-04	POLE WOOD 70 FT	15	233,328.65
E364.00-Poles, Towers, and Fixtures	1-Jan-05	POLE WOOD 70 FT	5	28,491.34
E364.00-Poles, Towers, and Fixtures	1-Jan-06	POLE WOOD 70 FT	3	18,834.58
E364.00-Poles, Towers, and Fixtures	1-Jan-08	POLE WOOD 70 FT	4	11,049.53
E364.00-Poles, Towers, and Fixtures	28-Feb-08	POLE WOOD 70 FT	2	14,177.80
E364.00-Poles, Towers, and Fixtures	31-Dec-08	POLE WOOD 70 FT	1	1,935.06

**Louisville Gas and Electric Company
Poles, Towers, and Fixtures Account E364.00
as of March 2012**

<u>Plant Account</u>	<u>Year</u>	<u>Retirement Unit</u>	<u>Quantity</u>	<u>Cost</u>
E364.00-Poles, Towers, and Fixtures	16-Jun-09	POLE WOOD 70 FT	38	409,281.04
E364.00-Poles, Towers, and Fixtures	31-Jul-09	POLE WOOD 70 FT	1	34,098.02
E364.00-Poles, Towers, and Fixtures	1-May-10	POLE WOOD 70 FT	8	113,482.24
E364.00-Poles, Towers, and Fixtures	31-Oct-10	POLE WOOD 70 FT	1	46.41
E364.00-Poles, Towers, and Fixtures	1-Jan-11	POLE WOOD 70 FT	1	(2,647.16)
E364.00-Poles, Towers, and Fixtures	28-Feb-11	POLE WOOD 70 FT	7	(231,315.42)
E364.00-Poles, Towers, and Fixtures	30-Apr-11	POLE WOOD 70 FT	3	18,572.78
E364.00-Poles, Towers, and Fixtures	30-Nov-11	POLE WOOD 70 FT	1	16,153.55
E364.00-Poles, Towers, and Fixtures	31-Mar-12	POLE WOOD 70 FT	2	32,283.03
E364.00-Poles, Towers, and Fixtures	1-Jan-47	POLE WOOD 75 FT	2	-
E364.00-Poles, Towers, and Fixtures	1-Jan-53	POLE WOOD 75 FT	5	1,398.66
E364.00-Poles, Towers, and Fixtures	1-Jan-57	POLE WOOD 75 FT	21	6,823.37
E364.00-Poles, Towers, and Fixtures	1-Jan-63	POLE WOOD 75 FT	1	452.27
E364.00-Poles, Towers, and Fixtures	1-Jan-65	POLE WOOD 75 FT	1	666.18
E364.00-Poles, Towers, and Fixtures	1-Jan-67	POLE WOOD 75 FT	7	3,137.78
E364.00-Poles, Towers, and Fixtures	1-Jan-68	POLE WOOD 75 FT	5	2,438.72
E364.00-Poles, Towers, and Fixtures	1-Jan-69	POLE WOOD 75 FT	4	2,049.47
E364.00-Poles, Towers, and Fixtures	1-Jan-70	POLE WOOD 75 FT	2	922.23
E364.00-Poles, Towers, and Fixtures	1-Jan-71	POLE WOOD 75 FT	9	5,360.67
E364.00-Poles, Towers, and Fixtures	1-Jan-73	POLE WOOD 75 FT	7	7,975.53
E364.00-Poles, Towers, and Fixtures	1-Jan-74	POLE WOOD 75 FT	1	856.50
E364.00-Poles, Towers, and Fixtures	1-Jan-75	POLE WOOD 75 FT	3	3,148.43
E364.00-Poles, Towers, and Fixtures	1-Jan-76	POLE WOOD 75 FT	3	3,825.62
E364.00-Poles, Towers, and Fixtures	1-Jan-77	POLE WOOD 75 FT	1	1,365.41
E364.00-Poles, Towers, and Fixtures	1-Jan-78	POLE WOOD 75 FT	1	1,546.83
E364.00-Poles, Towers, and Fixtures	1-Jan-79	POLE WOOD 75 FT	8	17,010.33
E364.00-Poles, Towers, and Fixtures	1-Jan-80	POLE WOOD 75 FT	2	4,096.86
E364.00-Poles, Towers, and Fixtures	1-Jan-81	POLE WOOD 75 FT	2	3,648.16
E364.00-Poles, Towers, and Fixtures	1-Jan-82	POLE WOOD 75 FT	3	6,759.25
E364.00-Poles, Towers, and Fixtures	1-Jan-83	POLE WOOD 75 FT	4	12,162.54
E364.00-Poles, Towers, and Fixtures	1-Jan-84	POLE WOOD 75 FT	4	13,235.76
E364.00-Poles, Towers, and Fixtures	1-Jan-85	POLE WOOD 75 FT	2	6,316.42
E364.00-Poles, Towers, and Fixtures	1-Jan-86	POLE WOOD 75 FT	3	9,678.91
E364.00-Poles, Towers, and Fixtures	1-Jan-87	POLE WOOD 75 FT	5	16,491.01
E364.00-Poles, Towers, and Fixtures	1-Jan-88	POLE WOOD 75 FT	1	2,838.35
E364.00-Poles, Towers, and Fixtures	1-Jan-89	POLE WOOD 75 FT	5	19,466.43
E364.00-Poles, Towers, and Fixtures	1-Jan-90	POLE WOOD 75 FT	5	22,349.58
E364.00-Poles, Towers, and Fixtures	1-Jan-91	POLE WOOD 75 FT	2	9,945.88
E364.00-Poles, Towers, and Fixtures	1-Jan-92	POLE WOOD 75 FT	1	6,455.65
E364.00-Poles, Towers, and Fixtures	1-Jan-95	POLE WOOD 75 FT	3	18,330.10
E364.00-Poles, Towers, and Fixtures	1-Jan-97	POLE WOOD 75 FT	1	4,970.09
E364.00-Poles, Towers, and Fixtures	1-Jan-99	POLE WOOD 75 FT	2	11,526.18
E364.00-Poles, Towers, and Fixtures	1-Jan-00	POLE WOOD 75 FT	10	1,532.20
E364.00-Poles, Towers, and Fixtures	1-Jan-01	POLE WOOD 75 FT	4	31,656.04
E364.00-Poles, Towers, and Fixtures	1-Jan-02	POLE WOOD 75 FT	11	70,319.16
E364.00-Poles, Towers, and Fixtures	1-Jan-03	POLE WOOD 75 FT	3	20,381.17
E364.00-Poles, Towers, and Fixtures	1-Jan-04	POLE WOOD 75 FT	8	168,641.46
E364.00-Poles, Towers, and Fixtures	1-Jan-05	POLE WOOD 75 FT	3	19,901.75
E364.00-Poles, Towers, and Fixtures	1-Jan-07	POLE WOOD 75 FT	1	2,658.63
E364.00-Poles, Towers, and Fixtures	28-Feb-08	POLE WOOD 75 FT	5	37,627.42
E364.00-Poles, Towers, and Fixtures	31-Jul-09	POLE WOOD 75 FT	1	47,038.81
E364.00-Poles, Towers, and Fixtures	1-Sep-09	POLE WOOD 75 FT	17	219,885.59
E364.00-Poles, Towers, and Fixtures	1-Oct-09	POLE WOOD 75 FT	1	20,011.28
E364.00-Poles, Towers, and Fixtures	30-Nov-10	POLE WOOD 75 FT	1	-
E364.00-Poles, Towers, and Fixtures	1-Jan-11	POLE WOOD 75 FT	1	29,753.87
E364.00-Poles, Towers, and Fixtures	30-Apr-11	POLE WOOD 75 FT	1	6,693.09

**Louisville Gas and Electric Company
Poles, Towers, and Fixtures Account E364.00
as of March 2012**

<u>Plant Account</u>	<u>Year</u>	<u>Retirement Unit</u>	<u>Quantity</u>	<u>Cost</u>
E364.00-Poles, Towers, and Fixtures	30-Nov-11	POLE WOOD 75 FT	1	18,099.17
E364.00-Poles, Towers, and Fixtures	1-Jan-53	POLE WOOD 80 FT	2	-
E364.00-Poles, Towers, and Fixtures	1-Jan-57	POLE WOOD 80 FT	7	2,798.73
E364.00-Poles, Towers, and Fixtures	1-Jan-65	POLE WOOD 80 FT	2	918.43
E364.00-Poles, Towers, and Fixtures	1-Jan-66	POLE WOOD 80 FT	1	493.35
E364.00-Poles, Towers, and Fixtures	1-Jan-67	POLE WOOD 80 FT	4	2,125.62
E364.00-Poles, Towers, and Fixtures	1-Jan-68	POLE WOOD 80 FT	2	1,196.67
E364.00-Poles, Towers, and Fixtures	1-Jan-69	POLE WOOD 80 FT	5	3,336.22
E364.00-Poles, Towers, and Fixtures	1-Jan-70	POLE WOOD 80 FT	2	1,086.85
E364.00-Poles, Towers, and Fixtures	1-Jan-71	POLE WOOD 80 FT	2	1,407.65
E364.00-Poles, Towers, and Fixtures	1-Jan-73	POLE WOOD 80 FT	3	3,368.97
E364.00-Poles, Towers, and Fixtures	1-Jan-74	POLE WOOD 80 FT	1	483.75
E364.00-Poles, Towers, and Fixtures	1-Jan-75	POLE WOOD 80 FT	4	4,671.74
E364.00-Poles, Towers, and Fixtures	1-Jan-76	POLE WOOD 80 FT	1	1,372.01
E364.00-Poles, Towers, and Fixtures	1-Jan-77	POLE WOOD 80 FT	1	1,489.64
E364.00-Poles, Towers, and Fixtures	1-Jan-79	POLE WOOD 80 FT	2	6,787.17
E364.00-Poles, Towers, and Fixtures	1-Jan-82	POLE WOOD 80 FT	3	9,230.17
E364.00-Poles, Towers, and Fixtures	1-Jan-83	POLE WOOD 80 FT	2	7,235.16
E364.00-Poles, Towers, and Fixtures	1-Jan-84	POLE WOOD 80 FT	3	13,129.23
E364.00-Poles, Towers, and Fixtures	1-Jan-86	POLE WOOD 80 FT	4	15,655.03
E364.00-Poles, Towers, and Fixtures	1-Jan-88	POLE WOOD 80 FT	1	3,466.22
E364.00-Poles, Towers, and Fixtures	1-Jan-89	POLE WOOD 80 FT	7	35,338.65
E364.00-Poles, Towers, and Fixtures	1-Jan-92	POLE WOOD 80 FT	2	15,060.04
E364.00-Poles, Towers, and Fixtures	1-Jan-95	POLE WOOD 80 FT	1	7,613.21
E364.00-Poles, Towers, and Fixtures	1-Jan-98	POLE WOOD 80 FT	1	5,603.37
E364.00-Poles, Towers, and Fixtures	1-Jan-00	POLE WOOD 80 FT	21	14,766.57
E364.00-Poles, Towers, and Fixtures	1-Jan-01	POLE WOOD 80 FT	1	0.26
E364.00-Poles, Towers, and Fixtures	1-Jan-02	POLE WOOD 80 FT	2	21,755.89
E364.00-Poles, Towers, and Fixtures	1-Jan-03	POLE WOOD 80 FT	2	83,929.76
E364.00-Poles, Towers, and Fixtures	1-Jan-05	POLE WOOD 80 FT	5	42,803.53
E364.00-Poles, Towers, and Fixtures	1-Jan-06	POLE WOOD 80 FT	2	6,177.96
E364.00-Poles, Towers, and Fixtures	28-Feb-08	POLE WOOD 80 FT	4	63,810.58
E364.00-Poles, Towers, and Fixtures	1-Jan-11	POLE WOOD 80 FT	1	(6,360.68)
E364.00-Poles, Towers, and Fixtures	30-Apr-11	POLE WOOD 80 FT	1	13,343.93
E364.00-Poles, Towers, and Fixtures	1-Jan-66	POLE WOOD 85 FT	1	-
E364.00-Poles, Towers, and Fixtures	1-Jan-68	POLE WOOD 85 FT	2	1,357.25
E364.00-Poles, Towers, and Fixtures	1-Jan-71	POLE WOOD 85 FT	3	2,503.55
E364.00-Poles, Towers, and Fixtures	1-Jan-73	POLE WOOD 85 FT	3	3,065.18
E364.00-Poles, Towers, and Fixtures	1-Jan-75	POLE WOOD 85 FT	4	5,936.88
E364.00-Poles, Towers, and Fixtures	1-Jan-78	POLE WOOD 85 FT	2	4,076.76
E364.00-Poles, Towers, and Fixtures	1-Jan-79	POLE WOOD 85 FT	1	2,130.24
E364.00-Poles, Towers, and Fixtures	1-Jan-81	POLE WOOD 85 FT	1	2,952.66
E364.00-Poles, Towers, and Fixtures	1-Jan-82	POLE WOOD 85 FT	1	3,438.17
E364.00-Poles, Towers, and Fixtures	1-Jan-84	POLE WOOD 85 FT	1	4,407.14
E364.00-Poles, Towers, and Fixtures	1-Jan-86	POLE WOOD 85 FT	8	49,980.04
E364.00-Poles, Towers, and Fixtures	1-Jan-87	POLE WOOD 85 FT	2	9,721.08
E364.00-Poles, Towers, and Fixtures	1-Jan-88	POLE WOOD 85 FT	2	8,076.52
E364.00-Poles, Towers, and Fixtures	1-Jan-89	POLE WOOD 85 FT	1	4,918.97
E364.00-Poles, Towers, and Fixtures	1-Jan-00	POLE WOOD 85 FT	2	3,428.81
E364.00-Poles, Towers, and Fixtures	1-Jan-05	POLE WOOD 85 FT	2	17,186.93
E364.00-Poles, Towers, and Fixtures	28-Feb-08	POLE WOOD 85 FT	3	40,531.64
E364.00-Poles, Towers, and Fixtures	1-Sep-09	POLE WOOD 85 FT	1	24,333.34
E364.00-Poles, Towers, and Fixtures	30-Apr-11	POLE WOOD 85 FT	1	11,977.56
E364.00-Poles, Towers, and Fixtures	1-Jan-57	POLE WOOD 90 FT	2	942.36
E364.00-Poles, Towers, and Fixtures	1-Jan-65	POLE WOOD 90 FT	1	613.91
E364.00-Poles, Towers, and Fixtures	1-Jan-67	POLE WOOD 90 FT	1	749.05

Louisville Gas and Electric Company
Poles, Towers, and Fixtures Account E364.00
as of March 2012

<u>Plant Account</u>	<u>Year</u>	<u>Retirement Unit</u>	<u>Quantity</u>	<u>Cost</u>
E364.00-Poles, Towers, and Fixtures	1-Jan-69	POLE WOOD 90 FT	1	818.92
E364.00-Poles, Towers, and Fixtures	1-Jan-71	POLE WOOD 90 FT	1	918.22
E364.00-Poles, Towers, and Fixtures	1-Jan-79	POLE WOOD 90 FT	1	2,539.95
E364.00-Poles, Towers, and Fixtures	1-Jan-86	POLE WOOD 90 FT	6	32,157.66
E364.00-Poles, Towers, and Fixtures	1-Jan-00	POLE WOOD 90 FT	5	296.73
E364.00-Poles, Towers, and Fixtures	28-Feb-08	POLE WOOD 90 FT	1	18,222.50
E364.00-Poles, Towers, and Fixtures	1-Jan-75	POLE WOOD 95 FT	1	-
E364.00-Poles, Towers, and Fixtures	1-Jan-78	POLE WOOD 95 FT	1	2,538.23
E364.00-Poles, Towers, and Fixtures	1-Jan-82	POLE WOOD 95 FT	1	3,683.22
E364.00-Poles, Towers, and Fixtures	1-Jan-86	POLE WOOD 95 FT	4	33,989.23
E364.00-Poles, Towers, and Fixtures	1-Jan-98	POLE WOOD 95 FT	1	16,766.23
E364.00-Poles, Towers, and Fixtures	1-Jan-00	POLE WOOD 95 FT	5	887.32
E364.00-Poles, Towers, and Fixtures	1-Jan-79	POLES, MODIFIED	1	-
E364.00-Poles, Towers, and Fixtures	1-Jan-80	POLES, MODIFIED	12	7,804.88
E364.00-Poles, Towers, and Fixtures	1-Jan-81	POLES, MODIFIED	7	6,603.94
E364.00-Poles, Towers, and Fixtures	1-Jan-83	POLES, MODIFIED	4	5,309.90
E364.00-Poles, Towers, and Fixtures	1-Jan-84	POLES, MODIFIED	5	7,648.82
E364.00-Poles, Towers, and Fixtures	1-Jan-85	POLES, MODIFIED	1	1,465.34
E364.00-Poles, Towers, and Fixtures	1-Jan-86	POLES, MODIFIED	6	12,084.48
E364.00-Poles, Towers, and Fixtures	1-Jan-87	POLES, MODIFIED	6	10,088.53
E364.00-Poles, Towers, and Fixtures	1-Jan-88	POLES, MODIFIED	3	3,890.10
E364.00-Poles, Towers, and Fixtures	1-Jan-91	POLES, MODIFIED	3	5,176.72
E364.00-Poles, Towers, and Fixtures	1-Jan-92	POLES, MODIFIED	2	4,558.18
E364.00-Poles, Towers, and Fixtures	1-Jan-93	POLES, MODIFIED	1	2,552.63
E364.00-Poles, Towers, and Fixtures	1-Jan-99	POLES, MODIFIED	2	1,916.90
E364.00-Poles, Towers, and Fixtures	1-Jan-04	POLES, MODIFIED	184	31,254.36
E364.00-Poles, Towers, and Fixtures	1-Jan-05	POLES, MODIFIED	120	20,383.28
E364.00-Poles, Towers, and Fixtures	1-Jan-05	POLES, MODIFIED	173	79,536.33
E364.00-Poles, Towers, and Fixtures	1-Jan-06	POLES, MODIFIED	88	14,947.76
E364.00-Poles, Towers, and Fixtures	1-Jan-06	POLES, MODIFIED	982	257,781.37
E364.00-Poles, Towers, and Fixtures	1-Jan-07	POLES, MODIFIED	280	12,222.27
E364.00-Poles, Towers, and Fixtures	1-Jan-08	POLES, MODIFIED	218	8,734.23
E364.00-Poles, Towers, and Fixtures	31-Jan-12	POLES, MODIFIED	3	(6,323.57)
E364.00-Poles, Towers, and Fixtures	29-Feb-12	POLES, MODIFIED	10,914	162,243.31
E364.00-Poles, Towers, and Fixtures	1-Jan-42	STEEL POLES	4	3,524.02
E364.00-Poles, Towers, and Fixtures	1-Jan-57	STEEL POLES	7	866.29
E364.00-Poles, Towers, and Fixtures	1-Jan-63	STEEL POLES	24	4,347.26
E364.00-Poles, Towers, and Fixtures	1-Jan-65	STEEL POLES	4	1,063.94
E364.00-Poles, Towers, and Fixtures	1-Jan-66	STEEL POLES	8	2,409.19
E364.00-Poles, Towers, and Fixtures	1-Jan-67	STEEL POLES	10	3,144.37
E364.00-Poles, Towers, and Fixtures	1-Jan-68	STEEL POLES	11	3,671.79
E364.00-Poles, Towers, and Fixtures	1-Jan-69	STEEL POLES	7	2,434.74
E364.00-Poles, Towers, and Fixtures	1-Jan-70	STEEL POLES	11	4,438.40
E364.00-Poles, Towers, and Fixtures	1-Jan-71	STEEL POLES	10	4,244.78
E364.00-Poles, Towers, and Fixtures	1-Jan-72	STEEL POLES	8	3,747.60
E364.00-Poles, Towers, and Fixtures	1-Jan-73	STEEL POLES	8	4,244.29
E364.00-Poles, Towers, and Fixtures	1-Jan-74	STEEL POLES	15	9,249.42
E364.00-Poles, Towers, and Fixtures	1-Jan-75	STEEL POLES	12	8,196.11
E364.00-Poles, Towers, and Fixtures	1-Jan-76	STEEL POLES	7	5,574.13
E364.00-Poles, Towers, and Fixtures	1-Jan-77	STEEL POLES	13	10,786.66
E364.00-Poles, Towers, and Fixtures	1-Jan-78	STEEL POLES	15	14,652.41
E364.00-Poles, Towers, and Fixtures	1-Jan-79	STEEL POLES	2	2,373.05
E364.00-Poles, Towers, and Fixtures	1-Jan-86	STEEL POLES	4	5,960.37
E364.00-Poles, Towers, and Fixtures	1-Jan-92	STEEL POLES	1	8,234.01
E364.00-Poles, Towers, and Fixtures	1-Jan-93	STEEL POLES	5	42,488.05
E364.00-Poles, Towers, and Fixtures	1-Jan-97	STEEL POLES	1	13,795.79

**Louisville Gas and Electric Company
Poles, Towers, and Fixtures Account E364.00
as of March 2012**

<u>Plant Account</u>	<u>Year</u>	<u>Retirement Unit</u>	<u>Quantity</u>	<u>Cost</u>
E364.00-Poles, Towers, and Fixtures	30-May-06	STEEL POLES	1	-
E364.00-Poles, Towers, and Fixtures	31-Mar-10	TOWER - 110 FT. STEEL TYPE F	1	5,057.14
E364.00-Poles, Towers, and Fixtures	1-Jan-34	TOWERS	3	6,222.63
E364.00-Poles, Towers, and Fixtures	1-Jan-42	TOWERS	23,985	2,988.95
E364.00-Poles, Towers, and Fixtures	1-Jan-57	TOWERS	13	20,143.41
E364.00-Poles, Towers, and Fixtures	1-Jan-65	TOWERS	1	0.28
E364.00-Poles, Towers, and Fixtures	1-Jan-66	TOWERS	1,186	507.78
E364.00-Poles, Towers, and Fixtures	1-Jan-67	TOWERS	13	4.94
E364.00-Poles, Towers, and Fixtures	1-Jan-68	TOWERS	21	48,371.72
E364.00-Poles, Towers, and Fixtures	1-Jan-69	TOWERS	6	2.58
E364.00-Poles, Towers, and Fixtures	1-Jan-70	TOWERS	7,473	(50,789.20)
E364.00-Poles, Towers, and Fixtures	1-Jan-71	TOWERS	3	1.47
E364.00-Poles, Towers, and Fixtures	1-Jan-72	TOWERS	10	5.40
E364.00-Poles, Towers, and Fixtures	1-Jan-73	TOWERS	52	(75,752.05)
E364.00-Poles, Towers, and Fixtures	1-Jan-74	TOWERS	15	10.80
E364.00-Poles, Towers, and Fixtures	1-Jan-75	TOWERS	6	4.56
E364.00-Poles, Towers, and Fixtures	1-Jan-76	TOWERS	5	4.00
E364.00-Poles, Towers, and Fixtures	1-Jan-77	TOWERS	10	8.70
E364.00-Poles, Towers, and Fixtures	1-Jan-78	TOWERS	13	13.52
E364.00-Poles, Towers, and Fixtures	1-Jan-79	TOWERS	13	14.43
E364.00-Poles, Towers, and Fixtures	1-Jan-80	TOWERS	36	43.27
E364.00-Poles, Towers, and Fixtures	1-Jan-81	TOWERS	18	25.74
E364.00-Poles, Towers, and Fixtures	1-Jan-82	TOWERS	6	9.78
E364.00-Poles, Towers, and Fixtures	1-Jan-84	TOWERS	8	9.76
E364.00-Poles, Towers, and Fixtures	1-Jan-85	TOWERS	8	8.32
E364.00-Poles, Towers, and Fixtures	1-Jan-88	TOWERS	7	5.25
E364.00-Poles, Towers, and Fixtures	1-Jan-90	TOWERS	9	10.08
E364.00-Poles, Towers, and Fixtures	1-Jan-91	TOWERS	6	6.00
E364.00-Poles, Towers, and Fixtures	1-Jan-98	TOWERS	190	4,640.72
				\$ 135,724,484.95

**Louisville Gas and Electric Company
Poles, Towers, and Fixtures Account E364.00
as of October 2014**

<u>Plant Account</u>	<u>Year</u>	<u>Retirement Unit</u>	<u>Quantity</u>	<u>Cost</u>
E364.00-Poles, Towers, and Fixtures	1-Sep-09	BRACKET - NEUTRAL FASTENING	2,292	\$ 964,111.02
E364.00-Poles, Towers, and Fixtures	31-Jan-11	BRACKET - NEUTRAL FASTENING	26	61.46
E364.00-Poles, Towers, and Fixtures	1-Jan-86	CONCRETE POLES	2	15,134.88
E364.00-Poles, Towers, and Fixtures	1-Jan-93	CONCRETE POLES	3	34,681.42
E364.00-Poles, Towers, and Fixtures	1-Jan-57	CROSS ARMS	24,632	266,305.50
E364.00-Poles, Towers, and Fixtures	1-Jan-63	CROSS ARMS	6,272	90,791.52
E364.00-Poles, Towers, and Fixtures	1-Jan-65	CROSS ARMS	4,168	53,776.05
E364.00-Poles, Towers, and Fixtures	1-Jan-66	CROSS ARMS	3,495	47,652.48
E364.00-Poles, Towers, and Fixtures	1-Jan-67	CROSS ARMS	3,822	56,811.97
E364.00-Poles, Towers, and Fixtures	1-Jan-68	CROSS ARMS	3,720	59,190.00
E364.00-Poles, Towers, and Fixtures	1-Jan-69	CROSS ARMS	3,979	67,287.72
E364.00-Poles, Towers, and Fixtures	1-Jan-70	CROSS ARMS	3,529	74,204.27
E364.00-Poles, Towers, and Fixtures	1-Jan-71	CROSS ARMS	3,383	76,723.86
E364.00-Poles, Towers, and Fixtures	1-Jan-72	CROSS ARMS	3,088	76,268.26
E364.00-Poles, Towers, and Fixtures	1-Jan-73	CROSS ARMS	2,999	84,596.06
E364.00-Poles, Towers, and Fixtures	1-Jan-74	CROSS ARMS	2,919	103,779.65
E364.00-Poles, Towers, and Fixtures	1-Jan-75	CROSS ARMS	3,235	120,169.84
E364.00-Poles, Towers, and Fixtures	1-Jan-76	CROSS ARMS	3,320	142,818.84
E364.00-Poles, Towers, and Fixtures	1-Jan-77	CROSS ARMS	3,188	141,154.98
E364.00-Poles, Towers, and Fixtures	1-Jan-78	CROSS ARMS	3,274	171,220.62
E364.00-Poles, Towers, and Fixtures	1-Jan-79	CROSS ARMS	3,429	206,942.33
E364.00-Poles, Towers, and Fixtures	1-Jan-80	CROSS ARMS	3,750	258,817.80
E364.00-Poles, Towers, and Fixtures	1-Jan-81	CROSS ARMS	3,034	234,343.02
E364.00-Poles, Towers, and Fixtures	1-Jan-82	CROSS ARMS	2,482	218,819.05
E364.00-Poles, Towers, and Fixtures	1-Jan-83	CROSS ARMS	2,739	221,601.30
E364.00-Poles, Towers, and Fixtures	1-Jan-84	CROSS ARMS	1,901	147,440.93
E364.00-Poles, Towers, and Fixtures	1-Jan-85	CROSS ARMS	1,878	229,191.43
E364.00-Poles, Towers, and Fixtures	1-Jan-86	CROSS ARMS	2,292	312,425.30
E364.00-Poles, Towers, and Fixtures	1-Jan-87	CROSS ARMS	2,254	307,543.89
E364.00-Poles, Towers, and Fixtures	1-Jan-88	CROSS ARMS	2,845	668,496.03
E364.00-Poles, Towers, and Fixtures	1-Jan-89	CROSS ARMS	2,400	269,313.42
E364.00-Poles, Towers, and Fixtures	1-Jan-90	CROSS ARMS	2,098	291,299.22
E364.00-Poles, Towers, and Fixtures	1-Jan-91	CROSS ARMS	1,973	314,182.24
E364.00-Poles, Towers, and Fixtures	1-Jan-92	CROSS ARMS	1,189	256,530.60
E364.00-Poles, Towers, and Fixtures	1-Jan-93	CROSS ARMS	985	254,463.05
E364.00-Poles, Towers, and Fixtures	1-Jan-94	CROSS ARMS	868	247,862.27
E364.00-Poles, Towers, and Fixtures	1-Jan-95	CROSS ARMS	1,355	318,926.40
E364.00-Poles, Towers, and Fixtures	1-Jan-96	CROSS ARMS	958	293,268.17
E364.00-Poles, Towers, and Fixtures	1-Jan-97	CROSS ARMS	1,295	359,665.92
E364.00-Poles, Towers, and Fixtures	1-Jan-98	CROSS ARMS	705	166,081.20
E364.00-Poles, Towers, and Fixtures	1-Jan-99	CROSS ARMS	800	218,633.15
E364.00-Poles, Towers, and Fixtures	1-Jan-00	CROSS ARMS	2,798	586,922.78
E364.00-Poles, Towers, and Fixtures	1-Jan-01	CROSS ARMS	2,708	611,155.01
E364.00-Poles, Towers, and Fixtures	1-Jan-02	CROSS ARMS	1,482	405,275.95
E364.00-Poles, Towers, and Fixtures	1-Jan-03	CROSS ARMS	1,563	389,105.56
E364.00-Poles, Towers, and Fixtures	1-Jan-04	CROSS ARMS	3,562	464,447.50
E364.00-Poles, Towers, and Fixtures	1-Jan-05	CROSS ARMS	4,815	263,400.50
E364.00-Poles, Towers, and Fixtures	1-Jan-06	CROSS ARMS	7,103	331,237.50
E364.00-Poles, Towers, and Fixtures	8-Nov-06	CROSS ARMS	213	152,638.42
E364.00-Poles, Towers, and Fixtures	1-Jan-07	CROSS ARMS	2,117	55,471.27
E364.00-Poles, Towers, and Fixtures	31-Dec-07	CROSS ARMS	2	-
E364.00-Poles, Towers, and Fixtures	1-Jan-08	CROSS ARMS	2,802	374,415.30
E364.00-Poles, Towers, and Fixtures	31-Aug-08	CROSS ARMS	1,076	94,996.69
E364.00-Poles, Towers, and Fixtures	1-Sep-08	CROSS ARMS	4	495.98

**Louisville Gas and Electric Company
Poles, Towers, and Fixtures Account E364.00
as of October 2014**

<u>Plant Account</u>	<u>Year</u>	<u>Retirement Unit</u>	<u>Quantity</u>	<u>Cost</u>
E364.00-Poles, Towers, and Fixtures	31-Dec-08	CROSS ARMS	189	20,230.25
E364.00-Poles, Towers, and Fixtures	28-Jan-09	CROSS ARMS	98	35,713.03
E364.00-Poles, Towers, and Fixtures	31-Jan-09	CROSS ARMS	10	5,427.55
E364.00-Poles, Towers, and Fixtures	28-Feb-09	CROSS ARMS	1	166.16
E364.00-Poles, Towers, and Fixtures	1-Mar-09	CROSS ARMS	846	283,102.34
E364.00-Poles, Towers, and Fixtures	30-Apr-09	CROSS ARMS	1	150.71
E364.00-Poles, Towers, and Fixtures	31-Aug-09	CROSS ARMS	209	168,223.99
E364.00-Poles, Towers, and Fixtures	31-Oct-09	CROSS ARMS	2	502.78
E364.00-Poles, Towers, and Fixtures	30-Nov-09	CROSS ARMS	2	163.70
E364.00-Poles, Towers, and Fixtures	1-Dec-09	CROSS ARMS	10	6,991.54
E364.00-Poles, Towers, and Fixtures	17-Dec-09	CROSS ARMS	35	11,387.10
E364.00-Poles, Towers, and Fixtures	19-Dec-09	CROSS ARMS	18	10,953.25
E364.00-Poles, Towers, and Fixtures	31-Dec-09	CROSS ARMS	2,213	1,024,236.56
E364.00-Poles, Towers, and Fixtures	31-Jan-10	CROSS ARMS	1	290.76
E364.00-Poles, Towers, and Fixtures	28-Feb-10	CROSS ARMS	2	(13.89)
E364.00-Poles, Towers, and Fixtures	1-May-10	CROSS ARMS	509	357,194.83
E364.00-Poles, Towers, and Fixtures	30-Jun-10	CROSS ARMS	6	1,823.68
E364.00-Poles, Towers, and Fixtures	1-Jul-10	CROSS ARMS	3	507.90
E364.00-Poles, Towers, and Fixtures	31-Aug-10	CROSS ARMS	2	1,153.68
E364.00-Poles, Towers, and Fixtures	31-Oct-10	CROSS ARMS	313	87,883.21
E364.00-Poles, Towers, and Fixtures	1-Nov-10	CROSS ARMS	2	1,206.60
E364.00-Poles, Towers, and Fixtures	30-Nov-10	CROSS ARMS	126	9,369.66
E364.00-Poles, Towers, and Fixtures	31-Dec-10	CROSS ARMS	238	33,308.68
E364.00-Poles, Towers, and Fixtures	31-Jan-11	CROSS ARMS	58	(41,313.09)
E364.00-Poles, Towers, and Fixtures	30-Apr-11	CROSS ARMS	14	5,407.39
E364.00-Poles, Towers, and Fixtures	31-May-11	CROSS ARMS	1,170	1,083,741.13
E364.00-Poles, Towers, and Fixtures	1-Jul-11	CROSS ARMS	26	10,539.12
E364.00-Poles, Towers, and Fixtures	31-Aug-11	CROSS ARMS	72	56,451.72
E364.00-Poles, Towers, and Fixtures	1-Sep-11	CROSS ARMS	153	35,496.91
E364.00-Poles, Towers, and Fixtures	30-Sep-11	CROSS ARMS	11	5,540.17
E364.00-Poles, Towers, and Fixtures	1-Oct-11	CROSS ARMS	50	29,631.71
E364.00-Poles, Towers, and Fixtures	30-Nov-11	CROSS ARMS	113	43,431.54
E364.00-Poles, Towers, and Fixtures	31-Dec-11	CROSS ARMS	162	65,311.62
E364.00-Poles, Towers, and Fixtures	1-Jan-12	CROSS ARMS	10	5,060.80
E364.00-Poles, Towers, and Fixtures	31-Jan-12	CROSS ARMS	44	5,948.95
E364.00-Poles, Towers, and Fixtures	31-Mar-12	CROSS ARMS	447	145,933.08
E364.00-Poles, Towers, and Fixtures	30-Apr-12	CROSS ARMS	8	2,147.57
E364.00-Poles, Towers, and Fixtures	31-May-12	CROSS ARMS	581	267,464.93
E364.00-Poles, Towers, and Fixtures	6-Jun-12	CROSS ARMS	10	5,933.73
E364.00-Poles, Towers, and Fixtures	11-Jun-12	CROSS ARMS	14	3,721.52
E364.00-Poles, Towers, and Fixtures	30-Jun-12	CROSS ARMS	238	49,344.55
E364.00-Poles, Towers, and Fixtures	25-Jul-12	CROSS ARMS	5	19,842.25
E364.00-Poles, Towers, and Fixtures	26-Sep-12	CROSS ARMS	267	270,147.29
E364.00-Poles, Towers, and Fixtures	30-Sep-12	CROSS ARMS	12	20,492.47
E364.00-Poles, Towers, and Fixtures	1-Dec-12	CROSS ARMS	9	3,529.11
E364.00-Poles, Towers, and Fixtures	18-Dec-12	CROSS ARMS	27	42,604.72
E364.00-Poles, Towers, and Fixtures	31-Dec-12	CROSS ARMS	261	125,988.46
E364.00-Poles, Towers, and Fixtures	31-Jan-13	CROSS ARMS	14	2,681.82
E364.00-Poles, Towers, and Fixtures	1-Mar-13	CROSS ARMS	21	7,323.91
E364.00-Poles, Towers, and Fixtures	30-Apr-13	CROSS ARMS	37	7,560.40
E364.00-Poles, Towers, and Fixtures	25-Jun-13	CROSS ARMS	1	63.67
E364.00-Poles, Towers, and Fixtures	26-Jun-13	CROSS ARMS	12	4,102.36
E364.00-Poles, Towers, and Fixtures	31-Jul-13	CROSS ARMS	183	33,733.09
E364.00-Poles, Towers, and Fixtures	31-Aug-13	CROSS ARMS	218	216,588.12

**Louisville Gas and Electric Company
Poles, Towers, and Fixtures Account E364.00
as of October 2014**

<u>Plant Account</u>	<u>Year</u>	<u>Retirement Unit</u>	<u>Quantity</u>	<u>Cost</u>
E364.00-Poles, Towers, and Fixtures	13-Sep-13	CROSS ARMS	34	13,149.90
E364.00-Poles, Towers, and Fixtures	15-Sep-13	CROSS ARMS	2	244.61
E364.00-Poles, Towers, and Fixtures	31-Oct-13	CROSS ARMS	37	9,717.92
E364.00-Poles, Towers, and Fixtures	30-Nov-13	CROSS ARMS	51	13,949.78
E364.00-Poles, Towers, and Fixtures	30-Dec-13	CROSS ARMS	28	5,386.23
E364.00-Poles, Towers, and Fixtures	31-Dec-13	CROSS ARMS	102	43,172.40
E364.00-Poles, Towers, and Fixtures	1-Jan-14	CROSS ARMS	169	102,484.91
E364.00-Poles, Towers, and Fixtures	1-Jun-14	CROSS ARMS	96	31,174.34
E364.00-Poles, Towers, and Fixtures	30-Jun-14	CROSS ARMS	91	18,406.12
E364.00-Poles, Towers, and Fixtures	1-Jul-14	CROSS ARMS	32	6,068.82
E364.00-Poles, Towers, and Fixtures	31-Aug-14	CROSS ARMS	41	90,053.21
E364.00-Poles, Towers, and Fixtures	1-Jan-42	GUY	10,597	7,049.88
E364.00-Poles, Towers, and Fixtures	1-Jan-47	GUY	5,479	82,502.69
E364.00-Poles, Towers, and Fixtures	1-Jan-53	GUY	11,383	264,547.12
E364.00-Poles, Towers, and Fixtures	1-Jan-57	GUY	25,385	790,953.67
E364.00-Poles, Towers, and Fixtures	1-Jan-63	GUY	8,126	394,216.51
E364.00-Poles, Towers, and Fixtures	1-Jan-65	GUY	4,466	210,497.22
E364.00-Poles, Towers, and Fixtures	1-Jan-66	GUY	4,075	191,374.32
E364.00-Poles, Towers, and Fixtures	1-Jan-67	GUY	3,937	209,337.57
E364.00-Poles, Towers, and Fixtures	1-Jan-68	GUY	3,434	203,678.95
E364.00-Poles, Towers, and Fixtures	1-Jan-69	GUY	3,988	246,561.00
E364.00-Poles, Towers, and Fixtures	1-Jan-70	GUY	3,147	225,987.15
E364.00-Poles, Towers, and Fixtures	1-Jan-71	GUY	3,945	299,015.62
E364.00-Poles, Towers, and Fixtures	1-Jan-72	GUY	3,496	300,768.40
E364.00-Poles, Towers, and Fixtures	1-Jan-73	GUY	3,522	334,231.32
E364.00-Poles, Towers, and Fixtures	1-Jan-74	GUY	2,835	325,229.41
E364.00-Poles, Towers, and Fixtures	1-Jan-75	GUY	2,985	374,875.90
E364.00-Poles, Towers, and Fixtures	1-Jan-76	GUY	3,197	449,520.44
E364.00-Poles, Towers, and Fixtures	1-Jan-77	GUY	2,812	419,939.53
E364.00-Poles, Towers, and Fixtures	1-Jan-78	GUY	3,631	665,745.93
E364.00-Poles, Towers, and Fixtures	1-Jan-79	GUY	3,533	703,310.93
E364.00-Poles, Towers, and Fixtures	1-Jan-80	GUY	2,834	618,508.89
E364.00-Poles, Towers, and Fixtures	1-Jan-81	GUY	2,479	646,142.86
E364.00-Poles, Towers, and Fixtures	1-Jan-82	GUY	2,265	696,700.97
E364.00-Poles, Towers, and Fixtures	1-Jan-83	GUY	2,279	811,898.34
E364.00-Poles, Towers, and Fixtures	1-Jan-84	GUY	1,747	458,008.49
E364.00-Poles, Towers, and Fixtures	1-Jan-85	GUY	1,930	464,024.15
E364.00-Poles, Towers, and Fixtures	1-Jan-86	GUY	2,147	564,164.46
E364.00-Poles, Towers, and Fixtures	1-Jan-87	GUY	1,909	507,506.94
E364.00-Poles, Towers, and Fixtures	1-Jan-88	GUY	2,640	615,198.22
E364.00-Poles, Towers, and Fixtures	1-Jan-89	GUY	2,744	741,931.76
E364.00-Poles, Towers, and Fixtures	1-Jan-90	GUY	2,282	706,544.04
E364.00-Poles, Towers, and Fixtures	1-Jan-91	GUY	2,310	770,732.76
E364.00-Poles, Towers, and Fixtures	1-Jan-92	GUY	1,535	694,922.34
E364.00-Poles, Towers, and Fixtures	1-Jan-93	GUY	1,172	630,708.86
E364.00-Poles, Towers, and Fixtures	1-Jan-94	GUY	968	550,063.12
E364.00-Poles, Towers, and Fixtures	1-Jan-95	GUY	1,499	687,929.01
E364.00-Poles, Towers, and Fixtures	1-Jan-96	GUY	921	564,371.93
E364.00-Poles, Towers, and Fixtures	1-Jan-97	GUY	995	560,341.53
E364.00-Poles, Towers, and Fixtures	1-Jan-98	GUY	617	335,293.63
E364.00-Poles, Towers, and Fixtures	1-Jan-99	GUY	790	218,314.74
E364.00-Poles, Towers, and Fixtures	1-Jan-00	GUY	238	35,500.79
E364.00-Poles, Towers, and Fixtures	1-Jan-01	GUY	5,443	207,825.25
E364.00-Poles, Towers, and Fixtures	1-Jan-02	GUY	757	236,793.99

**Louisville Gas and Electric Company
Poles, Towers, and Fixtures Account E364.00
as of October 2014**

<u>Plant Account</u>	<u>Year</u>	<u>Retirement Unit</u>	<u>Quantity</u>	<u>Cost</u>
E364.00-Poles, Towers, and Fixtures	1-Jan-03	GUY	63	69,063.46
E364.00-Poles, Towers, and Fixtures	1-Jan-04	GUY	3	19,988.20
E364.00-Poles, Towers, and Fixtures	1-Jan-06	GUY	175	1,870.26
E364.00-Poles, Towers, and Fixtures	1-Jun-09	GUY	6	3,222.63
E364.00-Poles, Towers, and Fixtures	1-Sep-09	GUY	106	47,881.70
E364.00-Poles, Towers, and Fixtures	10-Dec-09	GUY	9	3,429.49
E364.00-Poles, Towers, and Fixtures	14-Dec-09	GUY	15	7,842.48
E364.00-Poles, Towers, and Fixtures	17-Dec-09	GUY	622	136,942.16
E364.00-Poles, Towers, and Fixtures	19-Dec-09	GUY	8	316.06
E364.00-Poles, Towers, and Fixtures	31-Aug-10	GUY	21	100,731.65
E364.00-Poles, Towers, and Fixtures	1-Oct-10	GUY	75	51,510.76
E364.00-Poles, Towers, and Fixtures	31-Jan-11	GUY	120	287.09
E364.00-Poles, Towers, and Fixtures	31-May-11	GUY	7	1,426.94
E364.00-Poles, Towers, and Fixtures	31-Dec-11	GUY	4	3,748.83
E364.00-Poles, Towers, and Fixtures	30-Apr-12	GUY	2	5,987.27
E364.00-Poles, Towers, and Fixtures	31-Oct-13	GUY	3	5,887.31
E364.00-Poles, Towers, and Fixtures	30-Jun-14	GUY	1	2,186.50
E364.00-Poles, Towers, and Fixtures	1-Jan-79	H-BEAM STEEL GUY	8	17,586.42
E364.00-Poles, Towers, and Fixtures	1-Jan-80	H-BEAM STEEL GUY	8	20,713.69
E364.00-Poles, Towers, and Fixtures	1-Jan-81	H-BEAM STEEL GUY	12	32,160.66
E364.00-Poles, Towers, and Fixtures	1-Jan-82	H-BEAM STEEL GUY	7	21,981.25
E364.00-Poles, Towers, and Fixtures	1-Jan-83	H-BEAM STEEL GUY	2	6,270.05
E364.00-Poles, Towers, and Fixtures	1-Jan-84	H-BEAM STEEL GUY	5	14,399.08
E364.00-Poles, Towers, and Fixtures	1-Jan-85	H-BEAM STEEL GUY	15	46,082.42
E364.00-Poles, Towers, and Fixtures	1-Jan-86	H-BEAM STEEL GUY	14	45,401.38
E364.00-Poles, Towers, and Fixtures	1-Jan-87	H-BEAM STEEL GUY	11	33,131.82
E364.00-Poles, Towers, and Fixtures	1-Jan-88	H-BEAM STEEL GUY	20	65,228.04
E364.00-Poles, Towers, and Fixtures	1-Jan-89	H-BEAM STEEL GUY	21	86,870.38
E364.00-Poles, Towers, and Fixtures	1-Jan-90	H-BEAM STEEL GUY	11	49,774.23
E364.00-Poles, Towers, and Fixtures	1-Jan-91	H-BEAM STEEL GUY	8	33,988.62
E364.00-Poles, Towers, and Fixtures	1-Jan-92	H-BEAM STEEL GUY	5	25,518.97
E364.00-Poles, Towers, and Fixtures	1-Jan-93	H-BEAM STEEL GUY	7	44,542.16
E364.00-Poles, Towers, and Fixtures	1-Jan-94	H-BEAM STEEL GUY	4	33,139.34
E364.00-Poles, Towers, and Fixtures	1-Jan-95	H-BEAM STEEL GUY	18	94,223.22
E364.00-Poles, Towers, and Fixtures	1-Jan-96	H-BEAM STEEL GUY	3	21,356.00
E364.00-Poles, Towers, and Fixtures	1-Jan-97	H-BEAM STEEL GUY	11	96,853.77
E364.00-Poles, Towers, and Fixtures	1-Jan-98	H-BEAM STEEL GUY	13	30,465.06
E364.00-Poles, Towers, and Fixtures	1-Jan-99	H-BEAM STEEL GUY	4	7,007.16
E364.00-Poles, Towers, and Fixtures	1-Jan-00	H-BEAM STEEL GUY	6	116,095.70
E364.00-Poles, Towers, and Fixtures	1-Jan-01	H-BEAM STEEL GUY	22	20,779.74
E364.00-Poles, Towers, and Fixtures	1-Jan-02	H-BEAM STEEL GUY	21	190,291.19
E364.00-Poles, Towers, and Fixtures	1-Jan-03	H-BEAM STEEL GUY	1	10,647.19
E364.00-Poles, Towers, and Fixtures	1-Jan-04	H-BEAM STEEL GUY	6	83,280.65
E364.00-Poles, Towers, and Fixtures	1-Jan-06	H-BEAM STEEL GUY	1	23,274.51
E364.00-Poles, Towers, and Fixtures	1-Jan-08	H-BEAM STEEL GUY	10	10,178.61
E364.00-Poles, Towers, and Fixtures	31-Aug-08	H-BEAM STEEL GUY	5	291.85
E364.00-Poles, Towers, and Fixtures	30-Nov-08	H-BEAM STEEL GUY	6	24,357.92
E364.00-Poles, Towers, and Fixtures	31-Dec-08	H-BEAM STEEL GUY	1	148.50
E364.00-Poles, Towers, and Fixtures	30-Jun-09	H-BEAM STEEL GUY	2	19,850.72
E364.00-Poles, Towers, and Fixtures	31-Oct-10	H-BEAM STEEL GUY	3	7.71
E364.00-Poles, Towers, and Fixtures	30-Nov-10	H-BEAM STEEL GUY	4	335.31
E364.00-Poles, Towers, and Fixtures	31-Dec-10	H-BEAM STEEL GUY	2	-
E364.00-Poles, Towers, and Fixtures	31-Jan-11	H-BEAM STEEL GUY	1	(1,118.06)
E364.00-Poles, Towers, and Fixtures	28-Feb-11	H-BEAM STEEL GUY	4	0.01

**Louisville Gas and Electric Company
Poles, Towers, and Fixtures Account E364.00
as of October 2014**

<u>Plant Account</u>	<u>Year</u>	<u>Retirement Unit</u>	<u>Quantity</u>	<u>Cost</u>
E364.00-Poles, Towers, and Fixtures	31-Oct-11	H-BEAM STEEL GUY	4	2,919.04
E364.00-Poles, Towers, and Fixtures	30-Nov-11	H-BEAM STEEL GUY	1	29,291.21
E364.00-Poles, Towers, and Fixtures	31-Jan-12	H-BEAM STEEL GUY	3	79,653.01
E364.00-Poles, Towers, and Fixtures	31-May-12	H-BEAM STEEL GUY	3	86,603.10
E364.00-Poles, Towers, and Fixtures	31-Aug-12	H-BEAM STEEL GUY	2	65,893.67
E364.00-Poles, Towers, and Fixtures	1-Dec-12	H-BEAM STEEL GUY	2	10,275.35
E364.00-Poles, Towers, and Fixtures	31-Dec-12	H-BEAM STEEL GUY	1	27,797.75
E364.00-Poles, Towers, and Fixtures	31-Oct-13	H-BEAM STEEL GUY	1	11,107.78
E364.00-Poles, Towers, and Fixtures	1-Jan-14	KNEE BRACES	78	22,624.42
E364.00-Poles, Towers, and Fixtures	1-Jan-00	MISCELLANEOUS EQUIPMENT	1	-
E364.00-Poles, Towers, and Fixtures	1-Jan-04	PLATFORM	1	-
E364.00-Poles, Towers, and Fixtures	1-Jan-02	PLATFORMS NEW (05491)	1	13,150.94
E364.00-Poles, Towers, and Fixtures	1-Dec-09	PLATFORMS NEW (05491)	3	16,692.45
E364.00-Poles, Towers, and Fixtures	1-Jan-80	POLE WOOD 100 FT	2	8,336.79
E364.00-Poles, Towers, and Fixtures	1-Jan-95	POLE WOOD 100 FT	1	10,902.28
E364.00-Poles, Towers, and Fixtures	1-Jan-00	POLE WOOD 100 FT	3	113.32
E364.00-Poles, Towers, and Fixtures	1-Jan-04	POLE WOOD 100 FT	1	49.00
E364.00-Poles, Towers, and Fixtures	1-Jan-78	POLE WOOD 105 FT	1	3,010.22
E364.00-Poles, Towers, and Fixtures	1-Jan-86	POLE WOOD 105 FT	1	6,943.20
E364.00-Poles, Towers, and Fixtures	1-Jan-95	POLE WOOD 105 FT	1	11,888.33
E364.00-Poles, Towers, and Fixtures	1-Jan-97	POLE WOOD 105 FT	1	17,510.87
E364.00-Poles, Towers, and Fixtures	1-Jan-00	POLE WOOD 105 FT	1	242.25
E364.00-Poles, Towers, and Fixtures	1-Jan-00	POLE WOOD 110 FT	4	368.33
E364.00-Poles, Towers, and Fixtures	1-Jan-47	POLE WOOD 25 FT	494	9,956.80
E364.00-Poles, Towers, and Fixtures	1-Jan-53	POLE WOOD 25 FT	932	24,828.54
E364.00-Poles, Towers, and Fixtures	1-Jan-57	POLE WOOD 25 FT	1,146	35,862.68
E364.00-Poles, Towers, and Fixtures	1-Jan-63	POLE WOOD 25 FT	184	9,010.70
E364.00-Poles, Towers, and Fixtures	1-Jan-65	POLE WOOD 25 FT	103	4,931.52
E364.00-Poles, Towers, and Fixtures	1-Jan-66	POLE WOOD 25 FT	78	4,323.73
E364.00-Poles, Towers, and Fixtures	1-Jan-67	POLE WOOD 25 FT	80	4,422.86
E364.00-Poles, Towers, and Fixtures	1-Jan-68	POLE WOOD 25 FT	89	5,318.89
E364.00-Poles, Towers, and Fixtures	1-Jan-69	POLE WOOD 25 FT	80	5,073.83
E364.00-Poles, Towers, and Fixtures	1-Jan-70	POLE WOOD 25 FT	78	5,727.68
E364.00-Poles, Towers, and Fixtures	1-Jan-71	POLE WOOD 25 FT	138	10,724.68
E364.00-Poles, Towers, and Fixtures	1-Jan-72	POLE WOOD 25 FT	85	7,493.83
E364.00-Poles, Towers, and Fixtures	1-Jan-73	POLE WOOD 25 FT	89	9,512.55
E364.00-Poles, Towers, and Fixtures	1-Jan-74	POLE WOOD 25 FT	54	6,921.61
E364.00-Poles, Towers, and Fixtures	1-Jan-75	POLE WOOD 25 FT	55	7,396.91
E364.00-Poles, Towers, and Fixtures	1-Jan-76	POLE WOOD 25 FT	72	10,905.81
E364.00-Poles, Towers, and Fixtures	1-Jan-77	POLE WOOD 25 FT	67	10,623.76
E364.00-Poles, Towers, and Fixtures	1-Jan-78	POLE WOOD 25 FT	53	10,044.50
E364.00-Poles, Towers, and Fixtures	1-Jan-79	POLE WOOD 25 FT	56	11,558.61
E364.00-Poles, Towers, and Fixtures	1-Jan-80	POLE WOOD 25 FT	58	12,871.26
E364.00-Poles, Towers, and Fixtures	1-Jan-81	POLE WOOD 25 FT	57	15,425.66
E364.00-Poles, Towers, and Fixtures	1-Jan-82	POLE WOOD 25 FT	43	13,543.30
E364.00-Poles, Towers, and Fixtures	1-Jan-83	POLE WOOD 25 FT	38	14,639.24
E364.00-Poles, Towers, and Fixtures	1-Jan-84	POLE WOOD 25 FT	6	2,960.64
E364.00-Poles, Towers, and Fixtures	1-Jan-90	POLE WOOD 25 FT	1	555.16
E364.00-Poles, Towers, and Fixtures	1-Jan-91	POLE WOOD 25 FT	1	632.59
E364.00-Poles, Towers, and Fixtures	1-Jan-95	POLE WOOD 25 FT	1	870.27
E364.00-Poles, Towers, and Fixtures	1-Jan-96	POLE WOOD 25 FT	1	1,185.36
E364.00-Poles, Towers, and Fixtures	1-Jan-97	POLE WOOD 25 FT	2	2,142.51
E364.00-Poles, Towers, and Fixtures	1-Jan-04	POLE WOOD 25 FT	1	3,616.61
E364.00-Poles, Towers, and Fixtures	1-Mar-09	POLE WOOD 25 FT	2	917.35

**Louisville Gas and Electric Company
Poles, Towers, and Fixtures Account E364.00
as of October 2014**

<u>Plant Account</u>	<u>Year</u>	<u>Retirement Unit</u>	<u>Quantity</u>	<u>Cost</u>
E364.00-Poles, Towers, and Fixtures	1-Jan-57	POLE WOOD 30 FT	410	17,461.41
E364.00-Poles, Towers, and Fixtures	1-Jan-63	POLE WOOD 30 FT	600	38,001.72
E364.00-Poles, Towers, and Fixtures	1-Jan-65	POLE WOOD 30 FT	270	17,302.12
E364.00-Poles, Towers, and Fixtures	1-Jan-66	POLE WOOD 30 FT	300	20,740.86
E364.00-Poles, Towers, and Fixtures	1-Jan-67	POLE WOOD 30 FT	468	33,565.02
E364.00-Poles, Towers, and Fixtures	1-Jan-68	POLE WOOD 30 FT	431	32,376.52
E364.00-Poles, Towers, and Fixtures	1-Jan-69	POLE WOOD 30 FT	634	50,088.84
E364.00-Poles, Towers, and Fixtures	1-Jan-70	POLE WOOD 30 FT	543	50,275.97
E364.00-Poles, Towers, and Fixtures	1-Jan-71	POLE WOOD 30 FT	524	50,967.48
E364.00-Poles, Towers, and Fixtures	1-Jan-72	POLE WOOD 30 FT	447	50,706.07
E364.00-Poles, Towers, and Fixtures	1-Jan-73	POLE WOOD 30 FT	539	70,276.81
E364.00-Poles, Towers, and Fixtures	1-Jan-74	POLE WOOD 30 FT	447	70,659.71
E364.00-Poles, Towers, and Fixtures	1-Jan-75	POLE WOOD 30 FT	410	71,227.71
E364.00-Poles, Towers, and Fixtures	1-Jan-76	POLE WOOD 30 FT	479	88,818.76
E364.00-Poles, Towers, and Fixtures	1-Jan-77	POLE WOOD 30 FT	471	94,177.03
E364.00-Poles, Towers, and Fixtures	1-Jan-78	POLE WOOD 30 FT	472	111,566.12
E364.00-Poles, Towers, and Fixtures	1-Jan-79	POLE WOOD 30 FT	479	125,781.88
E364.00-Poles, Towers, and Fixtures	1-Jan-80	POLE WOOD 30 FT	378	107,178.28
E364.00-Poles, Towers, and Fixtures	1-Jan-81	POLE WOOD 30 FT	350	118,048.98
E364.00-Poles, Towers, and Fixtures	1-Jan-82	POLE WOOD 30 FT	343	132,999.67
E364.00-Poles, Towers, and Fixtures	1-Jan-83	POLE WOOD 30 FT	329	149,330.39
E364.00-Poles, Towers, and Fixtures	1-Jan-84	POLE WOOD 30 FT	355	180,609.79
E364.00-Poles, Towers, and Fixtures	1-Jan-85	POLE WOOD 30 FT	354	174,319.51
E364.00-Poles, Towers, and Fixtures	1-Jan-86	POLE WOOD 30 FT	353	173,101.53
E364.00-Poles, Towers, and Fixtures	1-Jan-87	POLE WOOD 30 FT	381	182,699.29
E364.00-Poles, Towers, and Fixtures	1-Jan-88	POLE WOOD 30 FT	362	149,470.11
E364.00-Poles, Towers, and Fixtures	1-Jan-89	POLE WOOD 30 FT	414	206,039.36
E364.00-Poles, Towers, and Fixtures	1-Jan-90	POLE WOOD 30 FT	413	235,993.14
E364.00-Poles, Towers, and Fixtures	1-Jan-91	POLE WOOD 30 FT	320	208,094.50
E364.00-Poles, Towers, and Fixtures	1-Jan-92	POLE WOOD 30 FT	245	200,942.59
E364.00-Poles, Towers, and Fixtures	1-Jan-93	POLE WOOD 30 FT	257	262,037.49
E364.00-Poles, Towers, and Fixtures	1-Jan-94	POLE WOOD 30 FT	252	270,973.63
E364.00-Poles, Towers, and Fixtures	1-Jan-95	POLE WOOD 30 FT	271	216,077.22
E364.00-Poles, Towers, and Fixtures	1-Jan-96	POLE WOOD 30 FT	200	248,241.10
E364.00-Poles, Towers, and Fixtures	1-Jan-97	POLE WOOD 30 FT	202	221,014.80
E364.00-Poles, Towers, and Fixtures	1-Jan-98	POLE WOOD 30 FT	133	237,893.97
E364.00-Poles, Towers, and Fixtures	1-Jan-99	POLE WOOD 30 FT	135	120,047.69
E364.00-Poles, Towers, and Fixtures	1-Jan-00	POLE WOOD 30 FT	104	29,178.30
E364.00-Poles, Towers, and Fixtures	1-Jan-01	POLE WOOD 30 FT	77	50,095.56
E364.00-Poles, Towers, and Fixtures	1-Jan-02	POLE WOOD 30 FT	127	80,151.02
E364.00-Poles, Towers, and Fixtures	1-Jan-03	POLE WOOD 30 FT	92	147,951.09
E364.00-Poles, Towers, and Fixtures	1-Jan-04	POLE WOOD 30 FT	123	125,149.52
E364.00-Poles, Towers, and Fixtures	1-Jan-05	POLE WOOD 30 FT	53	70,403.18
E364.00-Poles, Towers, and Fixtures	1-Jan-06	POLE WOOD 30 FT	52	29,134.81
E364.00-Poles, Towers, and Fixtures	1-Jan-07	POLE WOOD 30 FT	19	14,630.60
E364.00-Poles, Towers, and Fixtures	1-Jan-08	POLE WOOD 30 FT	100	73,320.96
E364.00-Poles, Towers, and Fixtures	28-Feb-08	POLE WOOD 30 FT	11	27,804.86
E364.00-Poles, Towers, and Fixtures	31-Mar-08	POLE WOOD 30 FT	5	11,251.76
E364.00-Poles, Towers, and Fixtures	31-Aug-08	POLE WOOD 30 FT	25	19,569.51
E364.00-Poles, Towers, and Fixtures	1-Sep-08	POLE WOOD 30 FT	1	478.60
E364.00-Poles, Towers, and Fixtures	31-Oct-08	POLE WOOD 30 FT	16	6,427.00
E364.00-Poles, Towers, and Fixtures	31-Dec-08	POLE WOOD 30 FT	3	3,538.01
E364.00-Poles, Towers, and Fixtures	28-Feb-09	POLE WOOD 30 FT	2	(6,673.20)
E364.00-Poles, Towers, and Fixtures	1-Mar-09	POLE WOOD 30 FT	69	73,774.03

**Louisville Gas and Electric Company
Poles, Towers, and Fixtures Account E364.00
as of October 2014**

<u>Plant Account</u>	<u>Year</u>	<u>Retirement Unit</u>	<u>Quantity</u>	<u>Cost</u>
E364.00-Poles, Towers, and Fixtures	30-May-09	POLE WOOD 30 FT	306	146,874.44
E364.00-Poles, Towers, and Fixtures	30-Jun-09	POLE WOOD 30 FT	1	248.81
E364.00-Poles, Towers, and Fixtures	31-Jul-09	POLE WOOD 30 FT	1	6,190.23
E364.00-Poles, Towers, and Fixtures	14-Dec-09	POLE WOOD 30 FT	2	4,490.81
E364.00-Poles, Towers, and Fixtures	17-Dec-09	POLE WOOD 30 FT	2	3,024.32
E364.00-Poles, Towers, and Fixtures	31-Dec-09	POLE WOOD 30 FT	5	3,817.63
E364.00-Poles, Towers, and Fixtures	28-Feb-10	POLE WOOD 30 FT	12	11,338.34
E364.00-Poles, Towers, and Fixtures	1-May-10	POLE WOOD 30 FT	1	1,447.43
E364.00-Poles, Towers, and Fixtures	31-Aug-10	POLE WOOD 30 FT	4	565,149.46
E364.00-Poles, Towers, and Fixtures	1-Oct-10	POLE WOOD 30 FT	1	46,695.53
E364.00-Poles, Towers, and Fixtures	31-Oct-10	POLE WOOD 30 FT	95	135,832.55
E364.00-Poles, Towers, and Fixtures	30-Nov-10	POLE WOOD 30 FT	2	313.03
E364.00-Poles, Towers, and Fixtures	31-Dec-10	POLE WOOD 30 FT	7	21,670.35
E364.00-Poles, Towers, and Fixtures	31-Jan-11	POLE WOOD 30 FT	36	25,837.66
E364.00-Poles, Towers, and Fixtures	28-Feb-11	POLE WOOD 30 FT	53	63,806.15
E364.00-Poles, Towers, and Fixtures	30-Apr-11	POLE WOOD 30 FT	16	25,107.40
E364.00-Poles, Towers, and Fixtures	31-May-11	POLE WOOD 30 FT	19	22,181.79
E364.00-Poles, Towers, and Fixtures	1-Jul-11	POLE WOOD 30 FT	7	7,955.12
E364.00-Poles, Towers, and Fixtures	1-Sep-11	POLE WOOD 30 FT	2	15,220.75
E364.00-Poles, Towers, and Fixtures	1-Oct-11	POLE WOOD 30 FT	29	22,576.42
E364.00-Poles, Towers, and Fixtures	31-Oct-11	POLE WOOD 30 FT	3	1,742.16
E364.00-Poles, Towers, and Fixtures	30-Nov-11	POLE WOOD 30 FT	1	1,306.48
E364.00-Poles, Towers, and Fixtures	31-Dec-11	POLE WOOD 30 FT	8	11,679.63
E364.00-Poles, Towers, and Fixtures	31-Jan-12	POLE WOOD 30 FT	1	1,379.50
E364.00-Poles, Towers, and Fixtures	31-Mar-12	POLE WOOD 30 FT	9	6,472.29
E364.00-Poles, Towers, and Fixtures	1-May-12	POLE WOOD 30 FT	22	59,832.13
E364.00-Poles, Towers, and Fixtures	31-May-12	POLE WOOD 30 FT	28	88,688.57
E364.00-Poles, Towers, and Fixtures	1-Jul-12	POLE WOOD 30 FT	2	495.39
E364.00-Poles, Towers, and Fixtures	31-Aug-12	POLE WOOD 30 FT	40	198,026.15
E364.00-Poles, Towers, and Fixtures	1-Dec-12	POLE WOOD 30 FT	2	2,719.85
E364.00-Poles, Towers, and Fixtures	31-Dec-12	POLE WOOD 30 FT	27	58,102.03
E364.00-Poles, Towers, and Fixtures	31-Jan-13	POLE WOOD 30 FT	2	2,739.86
E364.00-Poles, Towers, and Fixtures	1-Mar-13	POLE WOOD 30 FT	1	1,547.03
E364.00-Poles, Towers, and Fixtures	1-Jun-13	POLE WOOD 30 FT	87	94,071.31
E364.00-Poles, Towers, and Fixtures	25-Jun-13	POLE WOOD 30 FT	1	813.88
E364.00-Poles, Towers, and Fixtures	31-Jul-13	POLE WOOD 30 FT	41	45,522.42
E364.00-Poles, Towers, and Fixtures	1-Nov-13	POLE WOOD 30 FT	7	1,599.61
E364.00-Poles, Towers, and Fixtures	31-Dec-13	POLE WOOD 30 FT	115	162,275.07
E364.00-Poles, Towers, and Fixtures	1-Jan-14	POLE WOOD 30 FT	12	56,477.43
E364.00-Poles, Towers, and Fixtures	1-May-14	POLE WOOD 30 FT	4	2,123.14
E364.00-Poles, Towers, and Fixtures	1-Jun-14	POLE WOOD 30 FT	57	62,487.86
E364.00-Poles, Towers, and Fixtures	1-Jul-14	POLE WOOD 30 FT	7	2,306.45
E364.00-Poles, Towers, and Fixtures	31-Jul-14	POLE WOOD 30 FT	1	450.49
E364.00-Poles, Towers, and Fixtures	31-Aug-14	POLE WOOD 30 FT	6	34,287.65
E364.00-Poles, Towers, and Fixtures	1-Jan-47	POLE WOOD 35 FT	128	5,136.30
E364.00-Poles, Towers, and Fixtures	1-Jan-53	POLE WOOD 35 FT	1,056	59,030.20
E364.00-Poles, Towers, and Fixtures	1-Jan-57	POLE WOOD 35 FT	1,621	103,765.27
E364.00-Poles, Towers, and Fixtures	1-Jan-63	POLE WOOD 35 FT	999	77,395.86
E364.00-Poles, Towers, and Fixtures	1-Jan-65	POLE WOOD 35 FT	619	43,252.03
E364.00-Poles, Towers, and Fixtures	1-Jan-66	POLE WOOD 35 FT	521	43,727.08
E364.00-Poles, Towers, and Fixtures	1-Jan-67	POLE WOOD 35 FT	668	58,375.17
E364.00-Poles, Towers, and Fixtures	1-Jan-68	POLE WOOD 35 FT	777	73,332.62
E364.00-Poles, Towers, and Fixtures	1-Jan-69	POLE WOOD 35 FT	761	74,579.16
E364.00-Poles, Towers, and Fixtures	1-Jan-70	POLE WOOD 35 FT	767	86,241.19

**Louisville Gas and Electric Company
Poles, Towers, and Fixtures Account E364.00
as of October 2014**

<u>Plant Account</u>	<u>Year</u>	<u>Retirement Unit</u>	<u>Quantity</u>	<u>Cost</u>
E364.00-Poles, Towers, and Fixtures	1-Jan-71	POLE WOOD 35 FT	795	95,303.03
E364.00-Poles, Towers, and Fixtures	1-Jan-72	POLE WOOD 35 FT	720	96,014.69
E364.00-Poles, Towers, and Fixtures	1-Jan-73	POLE WOOD 35 FT	346	53,158.02
E364.00-Poles, Towers, and Fixtures	1-Jan-74	POLE WOOD 35 FT	331	59,230.18
E364.00-Poles, Towers, and Fixtures	1-Jan-75	POLE WOOD 35 FT	341	65,271.99
E364.00-Poles, Towers, and Fixtures	1-Jan-76	POLE WOOD 35 FT	305	73,630.31
E364.00-Poles, Towers, and Fixtures	1-Jan-77	POLE WOOD 35 FT	287	69,396.97
E364.00-Poles, Towers, and Fixtures	1-Jan-78	POLE WOOD 35 FT	252	72,770.65
E364.00-Poles, Towers, and Fixtures	1-Jan-79	POLE WOOD 35 FT	256	81,072.35
E364.00-Poles, Towers, and Fixtures	1-Jan-80	POLE WOOD 35 FT	327	111,303.68
E364.00-Poles, Towers, and Fixtures	1-Jan-81	POLE WOOD 35 FT	263	104,733.07
E364.00-Poles, Towers, and Fixtures	1-Jan-82	POLE WOOD 35 FT	349	159,792.62
E364.00-Poles, Towers, and Fixtures	1-Jan-83	POLE WOOD 35 FT	297	159,970.06
E364.00-Poles, Towers, and Fixtures	1-Jan-84	POLE WOOD 35 FT	244	136,085.43
E364.00-Poles, Towers, and Fixtures	1-Jan-85	POLE WOOD 35 FT	246	136,401.78
E364.00-Poles, Towers, and Fixtures	1-Jan-86	POLE WOOD 35 FT	250	132,269.27
E364.00-Poles, Towers, and Fixtures	1-Jan-87	POLE WOOD 35 FT	308	157,773.29
E364.00-Poles, Towers, and Fixtures	1-Jan-88	POLE WOOD 35 FT	320	143,498.00
E364.00-Poles, Towers, and Fixtures	1-Jan-89	POLE WOOD 35 FT	395	207,498.35
E364.00-Poles, Towers, and Fixtures	1-Jan-90	POLE WOOD 35 FT	379	233,900.08
E364.00-Poles, Towers, and Fixtures	1-Jan-91	POLE WOOD 35 FT	368	264,721.49
E364.00-Poles, Towers, and Fixtures	1-Jan-92	POLE WOOD 35 FT	237	215,288.90
E364.00-Poles, Towers, and Fixtures	1-Jan-93	POLE WOOD 35 FT	388	431,661.15
E364.00-Poles, Towers, and Fixtures	1-Jan-94	POLE WOOD 35 FT	380	487,535.68
E364.00-Poles, Towers, and Fixtures	1-Jan-95	POLE WOOD 35 FT	348	332,640.98
E364.00-Poles, Towers, and Fixtures	1-Jan-96	POLE WOOD 35 FT	372	519,432.23
E364.00-Poles, Towers, and Fixtures	1-Jan-97	POLE WOOD 35 FT	353	446,626.23
E364.00-Poles, Towers, and Fixtures	1-Jan-98	POLE WOOD 35 FT	295	348,546.58
E364.00-Poles, Towers, and Fixtures	1-Jan-99	POLE WOOD 35 FT	264	267,558.98
E364.00-Poles, Towers, and Fixtures	1-Jan-00	POLE WOOD 35 FT	265	151,999.94
E364.00-Poles, Towers, and Fixtures	1-Jan-01	POLE WOOD 35 FT	202	221,665.76
E364.00-Poles, Towers, and Fixtures	1-Jan-02	POLE WOOD 35 FT	221	247,218.83
E364.00-Poles, Towers, and Fixtures	1-Jan-03	POLE WOOD 35 FT	218	355,227.31
E364.00-Poles, Towers, and Fixtures	1-Jan-04	POLE WOOD 35 FT	214	270,965.40
E364.00-Poles, Towers, and Fixtures	1-Jan-05	POLE WOOD 35 FT	116	284,718.24
E364.00-Poles, Towers, and Fixtures	1-Jan-06	POLE WOOD 35 FT	79	94,702.76
E364.00-Poles, Towers, and Fixtures	1-Jan-07	POLE WOOD 35 FT	28	43,094.94
E364.00-Poles, Towers, and Fixtures	1-Jan-08	POLE WOOD 35 FT	81	89,363.58
E364.00-Poles, Towers, and Fixtures	28-Feb-08	POLE WOOD 35 FT	2	7,821.35
E364.00-Poles, Towers, and Fixtures	31-Mar-08	POLE WOOD 35 FT	5	16,533.98
E364.00-Poles, Towers, and Fixtures	31-Aug-08	POLE WOOD 35 FT	32	26,746.85
E364.00-Poles, Towers, and Fixtures	1-Sep-08	POLE WOOD 35 FT	1	675.42
E364.00-Poles, Towers, and Fixtures	30-Sep-08	POLE WOOD 35 FT	2	1,156.49
E364.00-Poles, Towers, and Fixtures	30-Nov-08	POLE WOOD 35 FT	1	1,825.65
E364.00-Poles, Towers, and Fixtures	31-Dec-08	POLE WOOD 35 FT	16	23,247.00
E364.00-Poles, Towers, and Fixtures	31-Jan-09	POLE WOOD 35 FT	2	8,719.21
E364.00-Poles, Towers, and Fixtures	1-Mar-09	POLE WOOD 35 FT	104	162,944.86
E364.00-Poles, Towers, and Fixtures	1-Aug-09	POLE WOOD 35 FT	5	20,965.04
E364.00-Poles, Towers, and Fixtures	17-Dec-09	POLE WOOD 35 FT	1	2,577.77
E364.00-Poles, Towers, and Fixtures	31-Dec-09	POLE WOOD 35 FT	1,005	1,457,824.62
E364.00-Poles, Towers, and Fixtures	28-Feb-10	POLE WOOD 35 FT	91	116,669.08
E364.00-Poles, Towers, and Fixtures	31-Mar-10	POLE WOOD 35 FT	62	90,082.57
E364.00-Poles, Towers, and Fixtures	1-May-10	POLE WOOD 35 FT	307	703,491.14
E364.00-Poles, Towers, and Fixtures	31-May-10	POLE WOOD 35 FT	28	66,303.14

**Louisville Gas and Electric Company
Poles, Towers, and Fixtures Account E364.00
as of October 2014**

<u>Plant Account</u>	<u>Year</u>	<u>Retirement Unit</u>	<u>Quantity</u>	<u>Cost</u>
E364.00-Poles, Towers, and Fixtures	1-Jul-10	POLE WOOD 35 FT	10	73,973.66
E364.00-Poles, Towers, and Fixtures	31-Aug-10	POLE WOOD 35 FT	13	19,520.61
E364.00-Poles, Towers, and Fixtures	1-Oct-10	POLE WOOD 35 FT	9	46,695.53
E364.00-Poles, Towers, and Fixtures	31-Oct-10	POLE WOOD 35 FT	80	131,695.06
E364.00-Poles, Towers, and Fixtures	30-Nov-10	POLE WOOD 35 FT	4	-
E364.00-Poles, Towers, and Fixtures	31-Dec-10	POLE WOOD 35 FT	1,178	1,712.74
E364.00-Poles, Towers, and Fixtures	1-Jan-11	POLE WOOD 35 FT	9	(2,958.68)
E364.00-Poles, Towers, and Fixtures	31-Jan-11	POLE WOOD 35 FT	1	1,885.53
E364.00-Poles, Towers, and Fixtures	28-Feb-11	POLE WOOD 35 FT	58	89,294.30
E364.00-Poles, Towers, and Fixtures	31-Mar-11	POLE WOOD 35 FT	2	1,558.55
E364.00-Poles, Towers, and Fixtures	30-Apr-11	POLE WOOD 35 FT	19	25,452.19
E364.00-Poles, Towers, and Fixtures	31-May-11	POLE WOOD 35 FT	39	59,847.05
E364.00-Poles, Towers, and Fixtures	1-Jul-11	POLE WOOD 35 FT	2	(592.86)
E364.00-Poles, Towers, and Fixtures	1-Sep-11	POLE WOOD 35 FT	2	10,588.05
E364.00-Poles, Towers, and Fixtures	1-Oct-11	POLE WOOD 35 FT	5	6,076.45
E364.00-Poles, Towers, and Fixtures	31-Oct-11	POLE WOOD 35 FT	3	1,672.03
E364.00-Poles, Towers, and Fixtures	30-Nov-11	POLE WOOD 35 FT	1	3,677.13
E364.00-Poles, Towers, and Fixtures	1-Dec-11	POLE WOOD 35 FT	66	91,096.53
E364.00-Poles, Towers, and Fixtures	31-Dec-11	POLE WOOD 35 FT	37	68,143.82
E364.00-Poles, Towers, and Fixtures	31-Jan-12	POLE WOOD 35 FT	4	6,147.54
E364.00-Poles, Towers, and Fixtures	31-Mar-12	POLE WOOD 35 FT	36	70,998.82
E364.00-Poles, Towers, and Fixtures	30-Apr-12	POLE WOOD 35 FT	19	22,838.95
E364.00-Poles, Towers, and Fixtures	31-May-12	POLE WOOD 35 FT	28	29,458.27
E364.00-Poles, Towers, and Fixtures	31-Aug-12	POLE WOOD 35 FT	28	158,783.12
E364.00-Poles, Towers, and Fixtures	26-Sep-12	POLE WOOD 35 FT	32	129,746.27
E364.00-Poles, Towers, and Fixtures	1-Oct-12	POLE WOOD 35 FT	2	5,276.82
E364.00-Poles, Towers, and Fixtures	1-Nov-12	POLE WOOD 35 FT	61	47,540.54
E364.00-Poles, Towers, and Fixtures	31-Dec-12	POLE WOOD 35 FT	49	62,470.81
E364.00-Poles, Towers, and Fixtures	31-Jan-13	POLE WOOD 35 FT	6	5,880.39
E364.00-Poles, Towers, and Fixtures	1-Mar-13	POLE WOOD 35 FT	1	1,984.64
E364.00-Poles, Towers, and Fixtures	1-Jun-13	POLE WOOD 35 FT	48	81,864.95
E364.00-Poles, Towers, and Fixtures	31-Jul-13	POLE WOOD 35 FT	64	141,841.09
E364.00-Poles, Towers, and Fixtures	13-Sep-13	POLE WOOD 35 FT	3	5,349.01
E364.00-Poles, Towers, and Fixtures	31-Oct-13	POLE WOOD 35 FT	2	2,238.21
E364.00-Poles, Towers, and Fixtures	1-Nov-13	POLE WOOD 35 FT	2	2,305.87
E364.00-Poles, Towers, and Fixtures	30-Nov-13	POLE WOOD 35 FT	2	7,338.81
E364.00-Poles, Towers, and Fixtures	31-Dec-13	POLE WOOD 35 FT	74	185,045.64
E364.00-Poles, Towers, and Fixtures	1-Jan-14	POLE WOOD 35 FT	11	65,465.14
E364.00-Poles, Towers, and Fixtures	1-May-14	POLE WOOD 35 FT	1	60.56
E364.00-Poles, Towers, and Fixtures	1-Jun-14	POLE WOOD 35 FT	279	287,165.51
E364.00-Poles, Towers, and Fixtures	1-Jul-14	POLE WOOD 35 FT	5	2,773.31
E364.00-Poles, Towers, and Fixtures	31-Aug-14	POLE WOOD 35 FT	18	79,759.51
E364.00-Poles, Towers, and Fixtures	1-Jan-53	POLE WOOD 40 FT	1,647	122,862.61
E364.00-Poles, Towers, and Fixtures	1-Jan-57	POLE WOOD 40 FT	7,734	659,715.59
E364.00-Poles, Towers, and Fixtures	1-Jan-63	POLE WOOD 40 FT	2,054	191,720.30
E364.00-Poles, Towers, and Fixtures	1-Jan-65	POLE WOOD 40 FT	1,382	135,631.22
E364.00-Poles, Towers, and Fixtures	1-Jan-66	POLE WOOD 40 FT	1,276	136,893.72
E364.00-Poles, Towers, and Fixtures	1-Jan-67	POLE WOOD 40 FT	1,334	147,365.01
E364.00-Poles, Towers, and Fixtures	1-Jan-68	POLE WOOD 40 FT	1,553	181,232.74
E364.00-Poles, Towers, and Fixtures	1-Jan-69	POLE WOOD 40 FT	1,434	173,349.83
E364.00-Poles, Towers, and Fixtures	1-Jan-70	POLE WOOD 40 FT	1,522	214,095.31
E364.00-Poles, Towers, and Fixtures	1-Jan-71	POLE WOOD 40 FT	1,591	237,245.57
E364.00-Poles, Towers, and Fixtures	1-Jan-72	POLE WOOD 40 FT	1,742	300,556.26
E364.00-Poles, Towers, and Fixtures	1-Jan-73	POLE WOOD 40 FT	1,553	191,363.52

**Louisville Gas and Electric Company
Poles, Towers, and Fixtures Account E364.00
as of October 2014**

<u>Plant Account</u>	<u>Year</u>	<u>Retirement Unit</u>	<u>Quantity</u>	<u>Cost</u>
E364.00-Poles, Towers, and Fixtures	1-Jan-74	POLE WOOD 40 FT	1,396	361,139.03
E364.00-Poles, Towers, and Fixtures	1-Jan-75	POLE WOOD 40 FT	1,623	469,098.23
E364.00-Poles, Towers, and Fixtures	1-Jan-76	POLE WOOD 40 FT	1,826	512,055.53
E364.00-Poles, Towers, and Fixtures	1-Jan-77	POLE WOOD 40 FT	1,592	476,065.17
E364.00-Poles, Towers, and Fixtures	1-Jan-78	POLE WOOD 40 FT	1,583	566,913.36
E364.00-Poles, Towers, and Fixtures	1-Jan-79	POLE WOOD 40 FT	1,446	584,557.39
E364.00-Poles, Towers, and Fixtures	1-Jan-80	POLE WOOD 40 FT	1,713	862,776.70
E364.00-Poles, Towers, and Fixtures	1-Jan-81	POLE WOOD 40 FT	1,448	717,206.00
E364.00-Poles, Towers, and Fixtures	1-Jan-82	POLE WOOD 40 FT	1,081	609,196.22
E364.00-Poles, Towers, and Fixtures	1-Jan-83	POLE WOOD 40 FT	1,297	851,321.50
E364.00-Poles, Towers, and Fixtures	1-Jan-84	POLE WOOD 40 FT	1,243	813,116.66
E364.00-Poles, Towers, and Fixtures	1-Jan-85	POLE WOOD 40 FT	1,592	1,001,210.06
E364.00-Poles, Towers, and Fixtures	1-Jan-86	POLE WOOD 40 FT	1,509	907,286.24
E364.00-Poles, Towers, and Fixtures	1-Jan-87	POLE WOOD 40 FT	1,379	834,814.38
E364.00-Poles, Towers, and Fixtures	1-Jan-88	POLE WOOD 40 FT	1,593	853,912.34
E364.00-Poles, Towers, and Fixtures	1-Jan-89	POLE WOOD 40 FT	1,558	988,878.70
E364.00-Poles, Towers, and Fixtures	1-Jan-90	POLE WOOD 40 FT	1,009	764,946.75
E364.00-Poles, Towers, and Fixtures	1-Jan-91	POLE WOOD 40 FT	951	791,276.82
E364.00-Poles, Towers, and Fixtures	1-Jan-92	POLE WOOD 40 FT	699	736,680.19
E364.00-Poles, Towers, and Fixtures	1-Jan-93	POLE WOOD 40 FT	525	660,617.79
E364.00-Poles, Towers, and Fixtures	1-Jan-94	POLE WOOD 40 FT	539	744,887.31
E364.00-Poles, Towers, and Fixtures	1-Jan-95	POLE WOOD 40 FT	398	418,959.73
E364.00-Poles, Towers, and Fixtures	1-Jan-96	POLE WOOD 40 FT	365	558,564.36
E364.00-Poles, Towers, and Fixtures	1-Jan-97	POLE WOOD 40 FT	543	804,317.69
E364.00-Poles, Towers, and Fixtures	1-Jan-98	POLE WOOD 40 FT	234	429,559.52
E364.00-Poles, Towers, and Fixtures	1-Jan-99	POLE WOOD 40 FT	250	221,020.17
E364.00-Poles, Towers, and Fixtures	1-Jan-00	POLE WOOD 40 FT	362	327,013.45
E364.00-Poles, Towers, and Fixtures	1-Jan-01	POLE WOOD 40 FT	334	549,322.05
E364.00-Poles, Towers, and Fixtures	1-Jan-02	POLE WOOD 40 FT	380	663,786.42
E364.00-Poles, Towers, and Fixtures	1-Jan-03	POLE WOOD 40 FT	329	865,059.69
E364.00-Poles, Towers, and Fixtures	1-Jan-04	POLE WOOD 40 FT	390	812,669.41
E364.00-Poles, Towers, and Fixtures	1-Jan-05	POLE WOOD 40 FT	36	83,879.24
E364.00-Poles, Towers, and Fixtures	1-Jan-06	POLE WOOD 40 FT	104	141,008.14
E364.00-Poles, Towers, and Fixtures	1-Jan-07	POLE WOOD 40 FT	67	128,823.45
E364.00-Poles, Towers, and Fixtures	1-Jan-08	POLE WOOD 40 FT	120	127,620.98
E364.00-Poles, Towers, and Fixtures	28-Feb-08	POLE WOOD 40 FT	5	24,006.36
E364.00-Poles, Towers, and Fixtures	1-Mar-08	POLE WOOD 40 FT	29	81,331.10
E364.00-Poles, Towers, and Fixtures	31-Mar-08	POLE WOOD 40 FT	13	57,420.22
E364.00-Poles, Towers, and Fixtures	31-Aug-08	POLE WOOD 40 FT	58	58,608.13
E364.00-Poles, Towers, and Fixtures	31-Dec-08	POLE WOOD 40 FT	5	2,488.34
E364.00-Poles, Towers, and Fixtures	31-Jan-09	POLE WOOD 40 FT	2	7,398.42
E364.00-Poles, Towers, and Fixtures	1-Mar-09	POLE WOOD 40 FT	168	360,690.56
E364.00-Poles, Towers, and Fixtures	31-Mar-09	POLE WOOD 40 FT	4	7,781.78
E364.00-Poles, Towers, and Fixtures	30-Jun-09	POLE WOOD 40 FT	1	5,474.57
E364.00-Poles, Towers, and Fixtures	31-Jul-09	POLE WOOD 40 FT	2	18,456.74
E364.00-Poles, Towers, and Fixtures	1-Aug-09	POLE WOOD 40 FT	12	60,565.43
E364.00-Poles, Towers, and Fixtures	1-Sep-09	POLE WOOD 40 FT	9	21,712.47
E364.00-Poles, Towers, and Fixtures	30-Sep-09	POLE WOOD 40 FT	398	819,458.03
E364.00-Poles, Towers, and Fixtures	30-Nov-09	POLE WOOD 40 FT	2	529.58
E364.00-Poles, Towers, and Fixtures	1-Dec-09	POLE WOOD 40 FT	1	30,738.98
E364.00-Poles, Towers, and Fixtures	14-Dec-09	POLE WOOD 40 FT	1	16,272.58
E364.00-Poles, Towers, and Fixtures	19-Dec-09	POLE WOOD 40 FT	7	23,611.66
E364.00-Poles, Towers, and Fixtures	31-Dec-09	POLE WOOD 40 FT	7	3,685.13
E364.00-Poles, Towers, and Fixtures	28-Feb-10	POLE WOOD 40 FT	4	7,730.02

**Louisville Gas and Electric Company
Poles, Towers, and Fixtures Account E364.00
as of October 2014**

<u>Plant Account</u>	<u>Year</u>	<u>Retirement Unit</u>	<u>Quantity</u>	<u>Cost</u>
E364.00-Poles, Towers, and Fixtures	1-May-10	POLE WOOD 40 FT	200	499,100.56
E364.00-Poles, Towers, and Fixtures	31-Aug-10	POLE WOOD 40 FT	1	9,025.11
E364.00-Poles, Towers, and Fixtures	31-Oct-10	POLE WOOD 40 FT	64	139,941.44
E364.00-Poles, Towers, and Fixtures	30-Nov-10	POLE WOOD 40 FT	10	2,162.76
E364.00-Poles, Towers, and Fixtures	31-Dec-10	POLE WOOD 40 FT	14	99,832.72
E364.00-Poles, Towers, and Fixtures	1-Jan-11	POLE WOOD 40 FT	31	(3,649.48)
E364.00-Poles, Towers, and Fixtures	31-Jan-11	POLE WOOD 40 FT	1	4,002.49
E364.00-Poles, Towers, and Fixtures	28-Feb-11	POLE WOOD 40 FT	236	506,377.84
E364.00-Poles, Towers, and Fixtures	1-Apr-11	POLE WOOD 40 FT	54	95,694.82
E364.00-Poles, Towers, and Fixtures	31-May-11	POLE WOOD 40 FT	156	360,054.15
E364.00-Poles, Towers, and Fixtures	30-Jun-11	POLE WOOD 40 FT	4	(3,580.73)
E364.00-Poles, Towers, and Fixtures	1-Aug-11	POLE WOOD 40 FT	3	4,382.30
E364.00-Poles, Towers, and Fixtures	31-Aug-11	POLE WOOD 40 FT	19	64,687.33
E364.00-Poles, Towers, and Fixtures	30-Sep-11	POLE WOOD 40 FT	4	8,714.00
E364.00-Poles, Towers, and Fixtures	1-Oct-11	POLE WOOD 40 FT	36	46,385.29
E364.00-Poles, Towers, and Fixtures	31-Oct-11	POLE WOOD 40 FT	1	5,086.17
E364.00-Poles, Towers, and Fixtures	31-Mar-12	POLE WOOD 40 FT	105	267,423.22
E364.00-Poles, Towers, and Fixtures	30-Apr-12	POLE WOOD 40 FT	5	11,581.47
E364.00-Poles, Towers, and Fixtures	1-May-12	POLE WOOD 40 FT	85	237,749.94
E364.00-Poles, Towers, and Fixtures	31-May-12	POLE WOOD 40 FT	15	76,366.72
E364.00-Poles, Towers, and Fixtures	1-Jul-12	POLE WOOD 40 FT	4	1,687.49
E364.00-Poles, Towers, and Fixtures	31-Aug-12	POLE WOOD 40 FT	30	169,175.97
E364.00-Poles, Towers, and Fixtures	30-Sep-12	POLE WOOD 40 FT	53	115,106.28
E364.00-Poles, Towers, and Fixtures	1-Nov-12	POLE WOOD 40 FT	6	6,464.62
E364.00-Poles, Towers, and Fixtures	18-Dec-12	POLE WOOD 40 FT	2	81,231.92
E364.00-Poles, Towers, and Fixtures	31-Dec-12	POLE WOOD 40 FT	67	135,184.28
E364.00-Poles, Towers, and Fixtures	31-Jan-13	POLE WOOD 40 FT	10	25,644.24
E364.00-Poles, Towers, and Fixtures	31-May-13	POLE WOOD 40 FT	4	14,042.99
E364.00-Poles, Towers, and Fixtures	1-Jun-13	POLE WOOD 40 FT	124	280,228.29
E364.00-Poles, Towers, and Fixtures	31-Jul-13	POLE WOOD 40 FT	250	693,938.59
E364.00-Poles, Towers, and Fixtures	30-Sep-13	POLE WOOD 40 FT	5	4,641.01
E364.00-Poles, Towers, and Fixtures	1-Nov-13	POLE WOOD 40 FT	3	15,833.58
E364.00-Poles, Towers, and Fixtures	31-Dec-13	POLE WOOD 40 FT	228	804,023.65
E364.00-Poles, Towers, and Fixtures	1-Jan-14	POLE WOOD 40 FT	13	100,627.13
E364.00-Poles, Towers, and Fixtures	1-May-14	POLE WOOD 40 FT	17	21,114.45
E364.00-Poles, Towers, and Fixtures	1-Jun-14	POLE WOOD 40 FT	369	677,875.30
E364.00-Poles, Towers, and Fixtures	1-Jul-14	POLE WOOD 40 FT	1	1,175.99
E364.00-Poles, Towers, and Fixtures	31-Jul-14	POLE WOOD 40 FT	11	19,884.77
E364.00-Poles, Towers, and Fixtures	31-Aug-14	POLE WOOD 40 FT	7	81,268.50
E364.00-Poles, Towers, and Fixtures	1-Jan-57	POLE WOOD 45 FT	540	56,714.88
E364.00-Poles, Towers, and Fixtures	1-Jan-63	POLE WOOD 45 FT	147	18,047.58
E364.00-Poles, Towers, and Fixtures	1-Jan-65	POLE WOOD 45 FT	136	15,959.75
E364.00-Poles, Towers, and Fixtures	1-Jan-66	POLE WOOD 45 FT	140	17,467.02
E364.00-Poles, Towers, and Fixtures	1-Jan-67	POLE WOOD 45 FT	199	27,320.00
E364.00-Poles, Towers, and Fixtures	1-Jan-68	POLE WOOD 45 FT	197	28,049.89
E364.00-Poles, Towers, and Fixtures	1-Jan-69	POLE WOOD 45 FT	228	37,059.11
E364.00-Poles, Towers, and Fixtures	1-Jan-70	POLE WOOD 45 FT	197	37,061.74
E364.00-Poles, Towers, and Fixtures	1-Jan-71	POLE WOOD 45 FT	253	45,379.16
E364.00-Poles, Towers, and Fixtures	1-Jan-72	POLE WOOD 45 FT	224	45,527.49
E364.00-Poles, Towers, and Fixtures	1-Jan-73	POLE WOOD 45 FT	293	70,002.85
E364.00-Poles, Towers, and Fixtures	1-Jan-74	POLE WOOD 45 FT	231	64,352.16
E364.00-Poles, Towers, and Fixtures	1-Jan-75	POLE WOOD 45 FT	252	77,329.48
E364.00-Poles, Towers, and Fixtures	1-Jan-76	POLE WOOD 45 FT	283	97,148.99
E364.00-Poles, Towers, and Fixtures	1-Jan-77	POLE WOOD 45 FT	231	84,418.45

**Louisville Gas and Electric Company
Poles, Towers, and Fixtures Account E364.00
as of October 2014**

<u>Plant Account</u>	<u>Year</u>	<u>Retirement Unit</u>	<u>Quantity</u>	<u>Cost</u>
E364.00-Poles, Towers, and Fixtures	1-Jan-78	POLE WOOD 45 FT	312	134,882.11
E364.00-Poles, Towers, and Fixtures	1-Jan-79	POLE WOOD 45 FT	336	161,185.17
E364.00-Poles, Towers, and Fixtures	1-Jan-80	POLE WOOD 45 FT	330	170,051.16
E364.00-Poles, Towers, and Fixtures	1-Jan-81	POLE WOOD 45 FT	383	229,114.42
E364.00-Poles, Towers, and Fixtures	1-Jan-82	POLE WOOD 45 FT	322	219,173.03
E364.00-Poles, Towers, and Fixtures	1-Jan-83	POLE WOOD 45 FT	355	284,203.71
E364.00-Poles, Towers, and Fixtures	1-Jan-84	POLE WOOD 45 FT	246	189,876.69
E364.00-Poles, Towers, and Fixtures	1-Jan-85	POLE WOOD 45 FT	289	214,956.45
E364.00-Poles, Towers, and Fixtures	1-Jan-86	POLE WOOD 45 FT	273	199,452.11
E364.00-Poles, Towers, and Fixtures	1-Jan-87	POLE WOOD 45 FT	285	204,431.42
E364.00-Poles, Towers, and Fixtures	1-Jan-88	POLE WOOD 45 FT	415	256,362.01
E364.00-Poles, Towers, and Fixtures	1-Jan-89	POLE WOOD 45 FT	418	310,289.64
E364.00-Poles, Towers, and Fixtures	1-Jan-90	POLE WOOD 45 FT	432	371,259.14
E364.00-Poles, Towers, and Fixtures	1-Jan-91	POLE WOOD 45 FT	393	369,957.47
E364.00-Poles, Towers, and Fixtures	1-Jan-92	POLE WOOD 45 FT	342	409,183.74
E364.00-Poles, Towers, and Fixtures	1-Jan-93	POLE WOOD 45 FT	428	606,846.28
E364.00-Poles, Towers, and Fixtures	1-Jan-94	POLE WOOD 45 FT	472	700,187.66
E364.00-Poles, Towers, and Fixtures	1-Jan-95	POLE WOOD 45 FT	620	728,574.95
E364.00-Poles, Towers, and Fixtures	1-Jan-96	POLE WOOD 45 FT	501	877,185.14
E364.00-Poles, Towers, and Fixtures	1-Jan-97	POLE WOOD 45 FT	645	994,693.33
E364.00-Poles, Towers, and Fixtures	1-Jan-98	POLE WOOD 45 FT	421	1,091,635.14
E364.00-Poles, Towers, and Fixtures	1-Jan-99	POLE WOOD 45 FT	628	753,391.14
E364.00-Poles, Towers, and Fixtures	1-Jan-00	POLE WOOD 45 FT	614	406,187.39
E364.00-Poles, Towers, and Fixtures	1-Jan-01	POLE WOOD 45 FT	717	1,094,504.85
E364.00-Poles, Towers, and Fixtures	1-Jan-02	POLE WOOD 45 FT	795	1,056,887.27
E364.00-Poles, Towers, and Fixtures	1-Jan-03	POLE WOOD 45 FT	381	845,015.34
E364.00-Poles, Towers, and Fixtures	1-Jan-04	POLE WOOD 45 FT	419	639,336.31
E364.00-Poles, Towers, and Fixtures	1-Jan-05	POLE WOOD 45 FT	247	1,296,405.21
E364.00-Poles, Towers, and Fixtures	30-Apr-05	POLE WOOD 45 FT	1	-
E364.00-Poles, Towers, and Fixtures	1-Jan-06	POLE WOOD 45 FT	401	550,497.40
E364.00-Poles, Towers, and Fixtures	1-Jan-07	POLE WOOD 45 FT	153	214,317.67
E364.00-Poles, Towers, and Fixtures	1-Mar-07	POLE WOOD 45 FT	5	(16,499.31)
E364.00-Poles, Towers, and Fixtures	30-Nov-07	POLE WOOD 45 FT	1	-
E364.00-Poles, Towers, and Fixtures	31-Dec-07	POLE WOOD 45 FT	2	85.11
E364.00-Poles, Towers, and Fixtures	1-Jan-08	POLE WOOD 45 FT	1,119	1,445,479.39
E364.00-Poles, Towers, and Fixtures	28-Feb-08	POLE WOOD 45 FT	9	47,088.89
E364.00-Poles, Towers, and Fixtures	31-Mar-08	POLE WOOD 45 FT	16	88,157.47
E364.00-Poles, Towers, and Fixtures	31-Aug-08	POLE WOOD 45 FT	554	330,817.49
E364.00-Poles, Towers, and Fixtures	31-Dec-08	POLE WOOD 45 FT	84	115,400.61
E364.00-Poles, Towers, and Fixtures	28-Jan-09	POLE WOOD 45 FT	34	74,274.17
E364.00-Poles, Towers, and Fixtures	31-Jan-09	POLE WOOD 45 FT	17	58,130.24
E364.00-Poles, Towers, and Fixtures	28-Feb-09	POLE WOOD 45 FT	1	1,494.75
E364.00-Poles, Towers, and Fixtures	1-Mar-09	POLE WOOD 45 FT	168	405,799.54
E364.00-Poles, Towers, and Fixtures	30-Apr-09	POLE WOOD 45 FT	1	123.85
E364.00-Poles, Towers, and Fixtures	31-May-09	POLE WOOD 45 FT	1	1,879.65
E364.00-Poles, Towers, and Fixtures	30-Jun-09	POLE WOOD 45 FT	5	17,911.20
E364.00-Poles, Towers, and Fixtures	31-Jul-09	POLE WOOD 45 FT	15	124,557.89
E364.00-Poles, Towers, and Fixtures	1-Aug-09	POLE WOOD 45 FT	17	115,423.72
E364.00-Poles, Towers, and Fixtures	31-Aug-09	POLE WOOD 45 FT	3	10,517.27
E364.00-Poles, Towers, and Fixtures	1-Sep-09	POLE WOOD 45 FT	6	19,372.40
E364.00-Poles, Towers, and Fixtures	30-Sep-09	POLE WOOD 45 FT	3	2,830.35
E364.00-Poles, Towers, and Fixtures	31-Oct-09	POLE WOOD 45 FT	2	8,584.49
E364.00-Poles, Towers, and Fixtures	30-Nov-09	POLE WOOD 45 FT	12	(6,915.34)
E364.00-Poles, Towers, and Fixtures	14-Dec-09	POLE WOOD 45 FT	5	11,808.81

**Louisville Gas and Electric Company
Poles, Towers, and Fixtures Account E364.00
as of October 2014**

<u>Plant Account</u>	<u>Year</u>	<u>Retirement Unit</u>	<u>Quantity</u>	<u>Cost</u>
E364.00-Poles, Towers, and Fixtures	17-Dec-09	POLE WOOD 45 FT	11	43,112.03
E364.00-Poles, Towers, and Fixtures	19-Dec-09	POLE WOOD 45 FT	4	10,245.24
E364.00-Poles, Towers, and Fixtures	31-Dec-09	POLE WOOD 45 FT	1,263	2,814,946.85
E364.00-Poles, Towers, and Fixtures	31-Jan-10	POLE WOOD 45 FT	1	2,469.66
E364.00-Poles, Towers, and Fixtures	28-Feb-10	POLE WOOD 45 FT	4	7,727.60
E364.00-Poles, Towers, and Fixtures	1-May-10	POLE WOOD 45 FT	345	1,283,340.55
E364.00-Poles, Towers, and Fixtures	31-May-10	POLE WOOD 45 FT	1	9,730.11
E364.00-Poles, Towers, and Fixtures	30-Jun-10	POLE WOOD 45 FT	13	32,559.76
E364.00-Poles, Towers, and Fixtures	31-Aug-10	POLE WOOD 45 FT	5	43,078.12
E364.00-Poles, Towers, and Fixtures	31-Oct-10	POLE WOOD 45 FT	130	213,768.82
E364.00-Poles, Towers, and Fixtures	1-Nov-10	POLE WOOD 45 FT	2	8,629.00
E364.00-Poles, Towers, and Fixtures	30-Nov-10	POLE WOOD 45 FT	69	14,934.90
E364.00-Poles, Towers, and Fixtures	31-Dec-10	POLE WOOD 45 FT	67	122,712.61
E364.00-Poles, Towers, and Fixtures	31-Jan-11	POLE WOOD 45 FT	78	16,182.92
E364.00-Poles, Towers, and Fixtures	28-Feb-11	POLE WOOD 45 FT	486	1,323,735.49
E364.00-Poles, Towers, and Fixtures	31-Mar-11	POLE WOOD 45 FT	2	8,639.65
E364.00-Poles, Towers, and Fixtures	1-Apr-11	POLE WOOD 45 FT	107	263,688.11
E364.00-Poles, Towers, and Fixtures	30-Apr-11	POLE WOOD 45 FT	6	3,555.01
E364.00-Poles, Towers, and Fixtures	31-May-11	POLE WOOD 45 FT	311	799,057.03
E364.00-Poles, Towers, and Fixtures	1-Jul-11	POLE WOOD 45 FT	38	74,621.70
E364.00-Poles, Towers, and Fixtures	31-Aug-11	POLE WOOD 45 FT	31	116,278.54
E364.00-Poles, Towers, and Fixtures	30-Sep-11	POLE WOOD 45 FT	9	15,582.04
E364.00-Poles, Towers, and Fixtures	1-Oct-11	POLE WOOD 45 FT	31	44,565.78
E364.00-Poles, Towers, and Fixtures	31-Oct-11	POLE WOOD 45 FT	2	7,099.36
E364.00-Poles, Towers, and Fixtures	1-Nov-11	POLE WOOD 45 FT	6	13,910.64
E364.00-Poles, Towers, and Fixtures	30-Nov-11	POLE WOOD 45 FT	20	61,237.61
E364.00-Poles, Towers, and Fixtures	31-Dec-11	POLE WOOD 45 FT	49	135,532.66
E364.00-Poles, Towers, and Fixtures	1-Jan-12	POLE WOOD 45 FT	8	31,624.74
E364.00-Poles, Towers, and Fixtures	31-Jan-12	POLE WOOD 45 FT	8	11,439.00
E364.00-Poles, Towers, and Fixtures	31-Mar-12	POLE WOOD 45 FT	176	447,080.38
E364.00-Poles, Towers, and Fixtures	30-Apr-12	POLE WOOD 45 FT	14	69,852.25
E364.00-Poles, Towers, and Fixtures	1-May-12	POLE WOOD 45 FT	53	148,243.97
E364.00-Poles, Towers, and Fixtures	31-May-12	POLE WOOD 45 FT	25	68,814.21
E364.00-Poles, Towers, and Fixtures	11-Jul-12	POLE WOOD 45 FT	2	182,896.75
E364.00-Poles, Towers, and Fixtures	31-Jul-12	POLE WOOD 45 FT	219	1,560,924.98
E364.00-Poles, Towers, and Fixtures	31-Aug-12	POLE WOOD 45 FT	70	657,833.96
E364.00-Poles, Towers, and Fixtures	1-Sep-12	POLE WOOD 45 FT	1	9,776.66
E364.00-Poles, Towers, and Fixtures	30-Sep-12	POLE WOOD 45 FT	92	252,418.18
E364.00-Poles, Towers, and Fixtures	1-Nov-12	POLE WOOD 45 FT	14	18,162.38
E364.00-Poles, Towers, and Fixtures	1-Dec-12	POLE WOOD 45 FT	6	12,875.58
E364.00-Poles, Towers, and Fixtures	31-Dec-12	POLE WOOD 45 FT	284	778,172.79
E364.00-Poles, Towers, and Fixtures	31-Jan-13	POLE WOOD 45 FT	8	28,790.70
E364.00-Poles, Towers, and Fixtures	1-Mar-13	POLE WOOD 45 FT	6	19,854.50
E364.00-Poles, Towers, and Fixtures	1-Jun-13	POLE WOOD 45 FT	60	163,876.48
E364.00-Poles, Towers, and Fixtures	25-Jun-13	POLE WOOD 45 FT	10	16,202.52
E364.00-Poles, Towers, and Fixtures	31-Jul-13	POLE WOOD 45 FT	135	449,672.18
E364.00-Poles, Towers, and Fixtures	31-Aug-13	POLE WOOD 45 FT	59	142,968.03
E364.00-Poles, Towers, and Fixtures	15-Sep-13	POLE WOOD 45 FT	4	9,275.00
E364.00-Poles, Towers, and Fixtures	30-Sep-13	POLE WOOD 45 FT	2	2,327.41
E364.00-Poles, Towers, and Fixtures	31-Oct-13	POLE WOOD 45 FT	3	15,484.38
E364.00-Poles, Towers, and Fixtures	30-Nov-13	POLE WOOD 45 FT	4	11,280.82
E364.00-Poles, Towers, and Fixtures	31-Dec-13	POLE WOOD 45 FT	174	764,549.52
E364.00-Poles, Towers, and Fixtures	1-Jan-14	POLE WOOD 45 FT	89	651,706.02
E364.00-Poles, Towers, and Fixtures	28-Feb-14	POLE WOOD 45 FT	8	17,296.86

**Louisville Gas and Electric Company
Poles, Towers, and Fixtures Account E364.00
as of October 2014**

<u>Plant Account</u>	<u>Year</u>	<u>Retirement Unit</u>	<u>Quantity</u>	<u>Cost</u>
E364.00-Poles, Towers, and Fixtures	31-Mar-14	POLE WOOD 45 FT	1	4,404.27
E364.00-Poles, Towers, and Fixtures	1-Jun-14	POLE WOOD 45 FT	501	1,148,779.73
E364.00-Poles, Towers, and Fixtures	30-Jun-14	POLE WOOD 45 FT	53	840,934.54
E364.00-Poles, Towers, and Fixtures	1-Jul-14	POLE WOOD 45 FT	16	62,442.33
E364.00-Poles, Towers, and Fixtures	31-Aug-14	POLE WOOD 45 FT	42	454,720.20
E364.00-Poles, Towers, and Fixtures	1-Jan-53	POLE WOOD 50 FT	69	8,361.97
E364.00-Poles, Towers, and Fixtures	1-Jan-57	POLE WOOD 50 FT	764	99,404.12
E364.00-Poles, Towers, and Fixtures	1-Jan-63	POLE WOOD 50 FT	181	25,843.47
E364.00-Poles, Towers, and Fixtures	1-Jan-65	POLE WOOD 50 FT	116	15,910.77
E364.00-Poles, Towers, and Fixtures	1-Jan-66	POLE WOOD 50 FT	77	11,806.47
E364.00-Poles, Towers, and Fixtures	1-Jan-67	POLE WOOD 50 FT	145	23,153.50
E364.00-Poles, Towers, and Fixtures	1-Jan-68	POLE WOOD 50 FT	128	21,180.23
E364.00-Poles, Towers, and Fixtures	1-Jan-69	POLE WOOD 50 FT	129	26,887.01
E364.00-Poles, Towers, and Fixtures	1-Jan-70	POLE WOOD 50 FT	96	19,891.83
E364.00-Poles, Towers, and Fixtures	1-Jan-71	POLE WOOD 50 FT	113	24,306.66
E364.00-Poles, Towers, and Fixtures	1-Jan-72	POLE WOOD 50 FT	99	23,382.90
E364.00-Poles, Towers, and Fixtures	1-Jan-73	POLE WOOD 50 FT	120	32,673.85
E364.00-Poles, Towers, and Fixtures	1-Jan-74	POLE WOOD 50 FT	118	41,665.06
E364.00-Poles, Towers, and Fixtures	1-Jan-75	POLE WOOD 50 FT	134	52,479.01
E364.00-Poles, Towers, and Fixtures	1-Jan-76	POLE WOOD 50 FT	137	55,389.86
E364.00-Poles, Towers, and Fixtures	1-Jan-77	POLE WOOD 50 FT	171	72,397.30
E364.00-Poles, Towers, and Fixtures	1-Jan-78	POLE WOOD 50 FT	140	69,160.79
E364.00-Poles, Towers, and Fixtures	1-Jan-79	POLE WOOD 50 FT	131	75,950.47
E364.00-Poles, Towers, and Fixtures	1-Jan-80	POLE WOOD 50 FT	160	106,465.94
E364.00-Poles, Towers, and Fixtures	1-Jan-81	POLE WOOD 50 FT	183	131,041.01
E364.00-Poles, Towers, and Fixtures	1-Jan-82	POLE WOOD 50 FT	162	128,974.93
E364.00-Poles, Towers, and Fixtures	1-Jan-83	POLE WOOD 50 FT	174	161,609.56
E364.00-Poles, Towers, and Fixtures	1-Jan-84	POLE WOOD 50 FT	115	106,851.77
E364.00-Poles, Towers, and Fixtures	1-Jan-85	POLE WOOD 50 FT	132	118,313.83
E364.00-Poles, Towers, and Fixtures	1-Jan-86	POLE WOOD 50 FT	122	105,451.24
E364.00-Poles, Towers, and Fixtures	1-Jan-87	POLE WOOD 50 FT	114	97,293.70
E364.00-Poles, Towers, and Fixtures	1-Jan-88	POLE WOOD 50 FT	186	135,345.83
E364.00-Poles, Towers, and Fixtures	1-Jan-89	POLE WOOD 50 FT	155	136,968.75
E364.00-Poles, Towers, and Fixtures	1-Jan-90	POLE WOOD 50 FT	192	195,922.81
E364.00-Poles, Towers, and Fixtures	1-Jan-91	POLE WOOD 50 FT	170	189,942.61
E364.00-Poles, Towers, and Fixtures	1-Jan-92	POLE WOOD 50 FT	102	144,869.36
E364.00-Poles, Towers, and Fixtures	1-Jan-93	POLE WOOD 50 FT	105	176,969.50
E364.00-Poles, Towers, and Fixtures	1-Jan-94	POLE WOOD 50 FT	93	175,844.67
E364.00-Poles, Towers, and Fixtures	1-Jan-95	POLE WOOD 50 FT	129	184,445.01
E364.00-Poles, Towers, and Fixtures	1-Jan-96	POLE WOOD 50 FT	99	206,999.27
E364.00-Poles, Towers, and Fixtures	1-Jan-97	POLE WOOD 50 FT	158	308,000.35
E364.00-Poles, Towers, and Fixtures	1-Jan-98	POLE WOOD 50 FT	67	136,751.31
E364.00-Poles, Towers, and Fixtures	1-Jan-99	POLE WOOD 50 FT	128	139,138.52
E364.00-Poles, Towers, and Fixtures	1-Jan-00	POLE WOOD 50 FT	149	332,627.26
E364.00-Poles, Towers, and Fixtures	1-Jan-01	POLE WOOD 50 FT	241	488,887.83
E364.00-Poles, Towers, and Fixtures	1-Jan-02	POLE WOOD 50 FT	213	320,672.61
E364.00-Poles, Towers, and Fixtures	1-Jan-03	POLE WOOD 50 FT	111	284,591.79
E364.00-Poles, Towers, and Fixtures	1-Jan-04	POLE WOOD 50 FT	135	262,508.85
E364.00-Poles, Towers, and Fixtures	1-Jan-05	POLE WOOD 50 FT	38	214,522.58
E364.00-Poles, Towers, and Fixtures	1-Jan-06	POLE WOOD 50 FT	215	309,477.74
E364.00-Poles, Towers, and Fixtures	1-Jan-07	POLE WOOD 50 FT	33	82,432.67
E364.00-Poles, Towers, and Fixtures	1-Jan-08	POLE WOOD 50 FT	439	471,203.88
E364.00-Poles, Towers, and Fixtures	31-Mar-08	POLE WOOD 50 FT	6	47,406.49
E364.00-Poles, Towers, and Fixtures	1-Aug-08	POLE WOOD 50 FT	1	316.35

**Louisville Gas and Electric Company
Poles, Towers, and Fixtures Account E364.00
as of October 2014**

<u>Plant Account</u>	<u>Year</u>	<u>Retirement Unit</u>	<u>Quantity</u>	<u>Cost</u>
E364.00-Poles, Towers, and Fixtures	31-Aug-08	POLE WOOD 50 FT	131	109,464.32
E364.00-Poles, Towers, and Fixtures	1-Sep-08	POLE WOOD 50 FT	3	4,842.89
E364.00-Poles, Towers, and Fixtures	31-Oct-08	POLE WOOD 50 FT	49	54,631.44
E364.00-Poles, Towers, and Fixtures	31-Dec-08	POLE WOOD 50 FT	29	51,774.51
E364.00-Poles, Towers, and Fixtures	31-Jan-09	POLE WOOD 50 FT	1	269.45
E364.00-Poles, Towers, and Fixtures	28-Feb-09	POLE WOOD 50 FT	16	81,572.83
E364.00-Poles, Towers, and Fixtures	1-Mar-09	POLE WOOD 50 FT	40	161,453.85
E364.00-Poles, Towers, and Fixtures	30-Apr-09	POLE WOOD 50 FT	2	6,248.25
E364.00-Poles, Towers, and Fixtures	31-Jul-09	POLE WOOD 50 FT	3	40,804.20
E364.00-Poles, Towers, and Fixtures	31-Aug-09	POLE WOOD 50 FT	1	1,780.14
E364.00-Poles, Towers, and Fixtures	1-Sep-09	POLE WOOD 50 FT	1	4,037.93
E364.00-Poles, Towers, and Fixtures	31-Oct-09	POLE WOOD 50 FT	1	3,069.87
E364.00-Poles, Towers, and Fixtures	30-Nov-09	POLE WOOD 50 FT	1	267.62
E364.00-Poles, Towers, and Fixtures	1-Dec-09	POLE WOOD 50 FT	1	54,945.34
E364.00-Poles, Towers, and Fixtures	17-Dec-09	POLE WOOD 50 FT	16	78,352.67
E364.00-Poles, Towers, and Fixtures	31-Dec-09	POLE WOOD 50 FT	432	1,268,684.04
E364.00-Poles, Towers, and Fixtures	11-Jan-10	POLE WOOD 50 FT	1	543.41
E364.00-Poles, Towers, and Fixtures	30-Apr-10	POLE WOOD 50 FT	12	181,032.22
E364.00-Poles, Towers, and Fixtures	1-May-10	POLE WOOD 50 FT	143	652,065.10
E364.00-Poles, Towers, and Fixtures	30-Jun-10	POLE WOOD 50 FT	3	9,089.43
E364.00-Poles, Towers, and Fixtures	31-Aug-10	POLE WOOD 50 FT	8	34,821.59
E364.00-Poles, Towers, and Fixtures	31-Oct-10	POLE WOOD 50 FT	81	268,867.02
E364.00-Poles, Towers, and Fixtures	30-Nov-10	POLE WOOD 50 FT	37	12,138.01
E364.00-Poles, Towers, and Fixtures	31-Dec-10	POLE WOOD 50 FT	29	28,169.22
E364.00-Poles, Towers, and Fixtures	1-Jan-11	POLE WOOD 50 FT	23	(6,259.17)
E364.00-Poles, Towers, and Fixtures	31-Jan-11	POLE WOOD 50 FT	6	7,021.64
E364.00-Poles, Towers, and Fixtures	28-Feb-11	POLE WOOD 50 FT	102	350,317.41
E364.00-Poles, Towers, and Fixtures	31-Mar-11	POLE WOOD 50 FT	14	26,069.52
E364.00-Poles, Towers, and Fixtures	30-Apr-11	POLE WOOD 50 FT	71	152,075.55
E364.00-Poles, Towers, and Fixtures	31-May-11	POLE WOOD 50 FT	78	273,747.30
E364.00-Poles, Towers, and Fixtures	1-Sep-11	POLE WOOD 50 FT	5	11,519.71
E364.00-Poles, Towers, and Fixtures	30-Sep-11	POLE WOOD 50 FT	11	23,695.85
E364.00-Poles, Towers, and Fixtures	1-Oct-11	POLE WOOD 50 FT	3	3,772.84
E364.00-Poles, Towers, and Fixtures	31-Oct-11	POLE WOOD 50 FT	7	61,848.11
E364.00-Poles, Towers, and Fixtures	31-Dec-11	POLE WOOD 50 FT	15	94,314.32
E364.00-Poles, Towers, and Fixtures	1-Jan-12	POLE WOOD 50 FT	5	14,148.49
E364.00-Poles, Towers, and Fixtures	31-Jan-12	POLE WOOD 50 FT	24	81,077.76
E364.00-Poles, Towers, and Fixtures	31-Mar-12	POLE WOOD 50 FT	20	79,447.65
E364.00-Poles, Towers, and Fixtures	30-Apr-12	POLE WOOD 50 FT	1	4,917.48
E364.00-Poles, Towers, and Fixtures	1-May-12	POLE WOOD 50 FT	9	25,173.47
E364.00-Poles, Towers, and Fixtures	31-May-12	POLE WOOD 50 FT	5	19,984.41
E364.00-Poles, Towers, and Fixtures	1-Jul-12	POLE WOOD 50 FT	1	130,200.03
E364.00-Poles, Towers, and Fixtures	31-Jul-12	POLE WOOD 50 FT	117	552,033.20
E364.00-Poles, Towers, and Fixtures	16-Aug-12	POLE WOOD 50 FT	2	9,317.57
E364.00-Poles, Towers, and Fixtures	31-Aug-12	POLE WOOD 50 FT	34	486,309.40
E364.00-Poles, Towers, and Fixtures	30-Sep-12	POLE WOOD 50 FT	1	2,597.97
E364.00-Poles, Towers, and Fixtures	1-Oct-12	POLE WOOD 50 FT	9	64,107.22
E364.00-Poles, Towers, and Fixtures	31-Dec-12	POLE WOOD 50 FT	88	575,932.57
E364.00-Poles, Towers, and Fixtures	31-Jan-13	POLE WOOD 50 FT	76	179,835.18
E364.00-Poles, Towers, and Fixtures	1-Mar-13	POLE WOOD 50 FT	3	14,682.51
E364.00-Poles, Towers, and Fixtures	30-Apr-13	POLE WOOD 50 FT	27	73,716.52
E364.00-Poles, Towers, and Fixtures	1-Jun-13	POLE WOOD 50 FT	8	25,939.88
E364.00-Poles, Towers, and Fixtures	25-Jun-13	POLE WOOD 50 FT	1	1,811.38
E364.00-Poles, Towers, and Fixtures	26-Jun-13	POLE WOOD 50 FT	1	759.82

**Louisville Gas and Electric Company
Poles, Towers, and Fixtures Account E364.00
as of October 2014**

<u>Plant Account</u>	<u>Year</u>	<u>Retirement Unit</u>	<u>Quantity</u>	<u>Cost</u>
E364.00-Poles, Towers, and Fixtures	31-Jul-13	POLE WOOD 50 FT	14	54,404.79
E364.00-Poles, Towers, and Fixtures	13-Sep-13	POLE WOOD 50 FT	3	16,235.70
E364.00-Poles, Towers, and Fixtures	30-Nov-13	POLE WOOD 50 FT	3	10,325.29
E364.00-Poles, Towers, and Fixtures	31-Dec-13	POLE WOOD 50 FT	55	277,560.39
E364.00-Poles, Towers, and Fixtures	1-Jan-14	POLE WOOD 50 FT	26	207,978.53
E364.00-Poles, Towers, and Fixtures	28-Feb-14	POLE WOOD 50 FT	1	5,798.65
E364.00-Poles, Towers, and Fixtures	25-Mar-14	POLE WOOD 50 FT	1	30,986.52
E364.00-Poles, Towers, and Fixtures	1-Jun-14	POLE WOOD 50 FT	78	269,980.16
E364.00-Poles, Towers, and Fixtures	1-Jul-14	POLE WOOD 50 FT	9	30,484.09
E364.00-Poles, Towers, and Fixtures	31-Jul-14	POLE WOOD 50 FT	21	26,392.99
E364.00-Poles, Towers, and Fixtures	31-Aug-14	POLE WOOD 50 FT	5	97,565.54
E364.00-Poles, Towers, and Fixtures	1-Jan-47	POLE WOOD 55 FT	11	1,291.88
E364.00-Poles, Towers, and Fixtures	1-Jan-53	POLE WOOD 55 FT	285	44,635.15
E364.00-Poles, Towers, and Fixtures	1-Jan-57	POLE WOOD 55 FT	518	85,700.99
E364.00-Poles, Towers, and Fixtures	1-Jan-63	POLE WOOD 55 FT	73	13,570.16
E364.00-Poles, Towers, and Fixtures	1-Jan-65	POLE WOOD 55 FT	49	9,361.02
E364.00-Poles, Towers, and Fixtures	1-Jan-66	POLE WOOD 55 FT	32	6,299.14
E364.00-Poles, Towers, and Fixtures	1-Jan-67	POLE WOOD 55 FT	61	12,621.12
E364.00-Poles, Towers, and Fixtures	1-Jan-68	POLE WOOD 55 FT	42	8,874.91
E364.00-Poles, Towers, and Fixtures	1-Jan-69	POLE WOOD 55 FT	45	11,169.73
E364.00-Poles, Towers, and Fixtures	1-Jan-70	POLE WOOD 55 FT	44	11,156.55
E364.00-Poles, Towers, and Fixtures	1-Jan-71	POLE WOOD 55 FT	36	11,233.91
E364.00-Poles, Towers, and Fixtures	1-Jan-72	POLE WOOD 55 FT	37	10,760.96
E364.00-Poles, Towers, and Fixtures	1-Jan-73	POLE WOOD 55 FT	61	27,959.20
E364.00-Poles, Towers, and Fixtures	1-Jan-74	POLE WOOD 55 FT	44	17,983.04
E364.00-Poles, Towers, and Fixtures	1-Jan-75	POLE WOOD 55 FT	33	16,733.60
E364.00-Poles, Towers, and Fixtures	1-Jan-76	POLE WOOD 55 FT	67	36,904.74
E364.00-Poles, Towers, and Fixtures	1-Jan-77	POLE WOOD 55 FT	56	28,794.02
E364.00-Poles, Towers, and Fixtures	1-Jan-78	POLE WOOD 55 FT	51	31,530.29
E364.00-Poles, Towers, and Fixtures	1-Jan-79	POLE WOOD 55 FT	41	29,097.33
E364.00-Poles, Towers, and Fixtures	1-Jan-80	POLE WOOD 55 FT	58	48,737.46
E364.00-Poles, Towers, and Fixtures	1-Jan-81	POLE WOOD 55 FT	61	55,797.07
E364.00-Poles, Towers, and Fixtures	1-Jan-82	POLE WOOD 55 FT	62	63,469.76
E364.00-Poles, Towers, and Fixtures	1-Jan-83	POLE WOOD 55 FT	82	98,331.97
E364.00-Poles, Towers, and Fixtures	1-Jan-84	POLE WOOD 55 FT	47	55,540.04
E364.00-Poles, Towers, and Fixtures	1-Jan-85	POLE WOOD 55 FT	46	51,916.19
E364.00-Poles, Towers, and Fixtures	1-Jan-86	POLE WOOD 55 FT	69	74,850.05
E364.00-Poles, Towers, and Fixtures	1-Jan-87	POLE WOOD 55 FT	60	65,234.40
E364.00-Poles, Towers, and Fixtures	1-Jan-88	POLE WOOD 55 FT	104	95,764.87
E364.00-Poles, Towers, and Fixtures	1-Jan-89	POLE WOOD 55 FT	72	80,691.08
E364.00-Poles, Towers, and Fixtures	1-Jan-90	POLE WOOD 55 FT	102	132,320.30
E364.00-Poles, Towers, and Fixtures	1-Jan-91	POLE WOOD 55 FT	35	48,176.65
E364.00-Poles, Towers, and Fixtures	1-Jan-92	POLE WOOD 55 FT	37	64,904.00
E364.00-Poles, Towers, and Fixtures	1-Jan-93	POLE WOOD 55 FT	31	63,413.82
E364.00-Poles, Towers, and Fixtures	1-Jan-94	POLE WOOD 55 FT	27	62,788.82
E364.00-Poles, Towers, and Fixtures	1-Jan-95	POLE WOOD 55 FT	52	93,809.65
E364.00-Poles, Towers, and Fixtures	1-Jan-96	POLE WOOD 55 FT	32	85,992.93
E364.00-Poles, Towers, and Fixtures	1-Jan-97	POLE WOOD 55 FT	42	102,566.78
E364.00-Poles, Towers, and Fixtures	1-Jan-98	POLE WOOD 55 FT	19	53,136.29
E364.00-Poles, Towers, and Fixtures	1-Jan-99	POLE WOOD 55 FT	42	84,143.22
E364.00-Poles, Towers, and Fixtures	1-Jan-00	POLE WOOD 55 FT	55	95,657.31
E364.00-Poles, Towers, and Fixtures	1-Jan-01	POLE WOOD 55 FT	79	167,594.07
E364.00-Poles, Towers, and Fixtures	1-Jan-02	POLE WOOD 55 FT	90	127,863.14
E364.00-Poles, Towers, and Fixtures	1-Jan-03	POLE WOOD 55 FT	63	319,175.85

**Louisville Gas and Electric Company
Poles, Towers, and Fixtures Account E364.00
as of October 2014**

<u>Plant Account</u>	<u>Year</u>	<u>Retirement Unit</u>	<u>Quantity</u>	<u>Cost</u>
E364.00-Poles, Towers, and Fixtures	1-Jan-04	POLE WOOD 55 FT	136	246,480.96
E364.00-Poles, Towers, and Fixtures	1-Jan-05	POLE WOOD 55 FT	18	135,187.56
E364.00-Poles, Towers, and Fixtures	1-Jan-06	POLE WOOD 55 FT	36	88,490.90
E364.00-Poles, Towers, and Fixtures	1-Jan-07	POLE WOOD 55 FT	17	53,419.25
E364.00-Poles, Towers, and Fixtures	1-Jan-08	POLE WOOD 55 FT	78	123,000.14
E364.00-Poles, Towers, and Fixtures	1-Mar-08	POLE WOOD 55 FT	13	131,396.92
E364.00-Poles, Towers, and Fixtures	31-Mar-08	POLE WOOD 55 FT	3	31,156.26
E364.00-Poles, Towers, and Fixtures	31-Aug-08	POLE WOOD 55 FT	62	87,254.97
E364.00-Poles, Towers, and Fixtures	31-Oct-08	POLE WOOD 55 FT	1	-
E364.00-Poles, Towers, and Fixtures	31-Dec-08	POLE WOOD 55 FT	35	27,741.58
E364.00-Poles, Towers, and Fixtures	28-Feb-09	POLE WOOD 55 FT	4	8,592.53
E364.00-Poles, Towers, and Fixtures	1-Mar-09	POLE WOOD 55 FT	21	85,033.00
E364.00-Poles, Towers, and Fixtures	31-Jul-09	POLE WOOD 55 FT	1	13,970.05
E364.00-Poles, Towers, and Fixtures	31-Aug-09	POLE WOOD 55 FT	3	13,756.33
E364.00-Poles, Towers, and Fixtures	1-Dec-09	POLE WOOD 55 FT	5	18,251.00
E364.00-Poles, Towers, and Fixtures	17-Dec-09	POLE WOOD 55 FT	5	29,698.11
E364.00-Poles, Towers, and Fixtures	31-Dec-09	POLE WOOD 55 FT	152	602,720.46
E364.00-Poles, Towers, and Fixtures	28-Feb-10	POLE WOOD 55 FT	2	28,627.60
E364.00-Poles, Towers, and Fixtures	1-May-10	POLE WOOD 55 FT	67	394,783.45
E364.00-Poles, Towers, and Fixtures	31-Jul-10	POLE WOOD 55 FT	26	92,763.52
E364.00-Poles, Towers, and Fixtures	31-Aug-10	POLE WOOD 55 FT	2	35,097.06
E364.00-Poles, Towers, and Fixtures	31-Oct-10	POLE WOOD 55 FT	19	7,815.18
E364.00-Poles, Towers, and Fixtures	1-Nov-10	POLE WOOD 55 FT	1	7,322.19
E364.00-Poles, Towers, and Fixtures	30-Nov-10	POLE WOOD 55 FT	7	6,328.49
E364.00-Poles, Towers, and Fixtures	31-Dec-10	POLE WOOD 55 FT	3	2,905.63
E364.00-Poles, Towers, and Fixtures	1-Jan-11	POLE WOOD 55 FT	1	(1,335.49)
E364.00-Poles, Towers, and Fixtures	31-Jan-11	POLE WOOD 55 FT	1	-
E364.00-Poles, Towers, and Fixtures	28-Feb-11	POLE WOOD 55 FT	30	134,065.12
E364.00-Poles, Towers, and Fixtures	31-Mar-11	POLE WOOD 55 FT	3	6,356.37
E364.00-Poles, Towers, and Fixtures	30-Apr-11	POLE WOOD 55 FT	10	16,545.29
E364.00-Poles, Towers, and Fixtures	31-May-11	POLE WOOD 55 FT	40	139,658.05
E364.00-Poles, Towers, and Fixtures	31-Aug-11	POLE WOOD 55 FT	3	14,189.93
E364.00-Poles, Towers, and Fixtures	30-Sep-11	POLE WOOD 55 FT	3	9,261.48
E364.00-Poles, Towers, and Fixtures	1-Oct-11	POLE WOOD 55 FT	4	32,918.42
E364.00-Poles, Towers, and Fixtures	31-Oct-11	POLE WOOD 55 FT	10	96,654.02
E364.00-Poles, Towers, and Fixtures	1-Nov-11	POLE WOOD 55 FT	1	10,672.69
E364.00-Poles, Towers, and Fixtures	30-Nov-11	POLE WOOD 55 FT	5	25,573.64
E364.00-Poles, Towers, and Fixtures	31-Dec-11	POLE WOOD 55 FT	10	40,099.92
E364.00-Poles, Towers, and Fixtures	31-Jan-12	POLE WOOD 55 FT	13	29,809.69
E364.00-Poles, Towers, and Fixtures	29-Feb-12	POLE WOOD 55 FT	1	3,469.95
E364.00-Poles, Towers, and Fixtures	31-Mar-12	POLE WOOD 55 FT	5	29,580.60
E364.00-Poles, Towers, and Fixtures	30-Apr-12	POLE WOOD 55 FT	2	12,598.74
E364.00-Poles, Towers, and Fixtures	1-May-12	POLE WOOD 55 FT	34	65,132.17
E364.00-Poles, Towers, and Fixtures	31-May-12	POLE WOOD 55 FT	29	271,737.58
E364.00-Poles, Towers, and Fixtures	1-Jun-12	POLE WOOD 55 FT	5	35,316.07
E364.00-Poles, Towers, and Fixtures	31-Aug-12	POLE WOOD 55 FT	3	118,070.87
E364.00-Poles, Towers, and Fixtures	31-Dec-12	POLE WOOD 55 FT	21	142,017.70
E364.00-Poles, Towers, and Fixtures	31-Jan-13	POLE WOOD 55 FT	13	33,580.04
E364.00-Poles, Towers, and Fixtures	1-Mar-13	POLE WOOD 55 FT	2	11,306.23
E364.00-Poles, Towers, and Fixtures	30-Apr-13	POLE WOOD 55 FT	1	3,361.49
E364.00-Poles, Towers, and Fixtures	1-Jun-13	POLE WOOD 55 FT	2	7,351.29
E364.00-Poles, Towers, and Fixtures	25-Jun-13	POLE WOOD 55 FT	1	2,090.16
E364.00-Poles, Towers, and Fixtures	31-Jul-13	POLE WOOD 55 FT	4	17,764.83
E364.00-Poles, Towers, and Fixtures	31-Aug-13	POLE WOOD 55 FT	1	2,649.54

**Louisville Gas and Electric Company
Poles, Towers, and Fixtures Account E364.00
as of October 2014**

<u>Plant Account</u>	<u>Year</u>	<u>Retirement Unit</u>	<u>Quantity</u>	<u>Cost</u>
E364.00-Poles, Towers, and Fixtures	13-Sep-13	POLE WOOD 55 FT	1	6,227.21
E364.00-Poles, Towers, and Fixtures	30-Sep-13	POLE WOOD 55 FT	2	3,975.73
E364.00-Poles, Towers, and Fixtures	30-Nov-13	POLE WOOD 55 FT	11	63,113.16
E364.00-Poles, Towers, and Fixtures	31-Dec-13	POLE WOOD 55 FT	10	56,443.54
E364.00-Poles, Towers, and Fixtures	1-Jan-14	POLE WOOD 55 FT	11	111,235.55
E364.00-Poles, Towers, and Fixtures	28-Feb-14	POLE WOOD 55 FT	2	12,089.04
E364.00-Poles, Towers, and Fixtures	1-May-14	POLE WOOD 55 FT	7	7,202.84
E364.00-Poles, Towers, and Fixtures	1-Jun-14	POLE WOOD 55 FT	25	100,225.13
E364.00-Poles, Towers, and Fixtures	1-Jul-14	POLE WOOD 55 FT	4	10,073.83
E364.00-Poles, Towers, and Fixtures	1-Jan-47	POLE WOOD 60 FT	49	5,171.80
E364.00-Poles, Towers, and Fixtures	1-Jan-53	POLE WOOD 60 FT	116	21,036.27
E364.00-Poles, Towers, and Fixtures	1-Jan-57	POLE WOOD 60 FT	189	39,142.70
E364.00-Poles, Towers, and Fixtures	1-Jan-63	POLE WOOD 60 FT	32	7,534.28
E364.00-Poles, Towers, and Fixtures	1-Jan-65	POLE WOOD 60 FT	19	4,426.09
E364.00-Poles, Towers, and Fixtures	1-Jan-66	POLE WOOD 60 FT	35	8,405.54
E364.00-Poles, Towers, and Fixtures	1-Jan-67	POLE WOOD 60 FT	55	13,637.28
E364.00-Poles, Towers, and Fixtures	1-Jan-68	POLE WOOD 60 FT	28	7,627.38
E364.00-Poles, Towers, and Fixtures	1-Jan-69	POLE WOOD 60 FT	46	15,271.64
E364.00-Poles, Towers, and Fixtures	1-Jan-70	POLE WOOD 60 FT	24	7,980.61
E364.00-Poles, Towers, and Fixtures	1-Jan-71	POLE WOOD 60 FT	34	11,534.20
E364.00-Poles, Towers, and Fixtures	1-Jan-72	POLE WOOD 60 FT	21	7,555.17
E364.00-Poles, Towers, and Fixtures	1-Jan-73	POLE WOOD 60 FT	34	19,444.78
E364.00-Poles, Towers, and Fixtures	1-Jan-74	POLE WOOD 60 FT	25	14,609.74
E364.00-Poles, Towers, and Fixtures	1-Jan-75	POLE WOOD 60 FT	11	6,705.08
E364.00-Poles, Towers, and Fixtures	1-Jan-76	POLE WOOD 60 FT	51	31,432.20
E364.00-Poles, Towers, and Fixtures	1-Jan-77	POLE WOOD 60 FT	32	21,522.86
E364.00-Poles, Towers, and Fixtures	1-Jan-78	POLE WOOD 60 FT	21	15,889.51
E364.00-Poles, Towers, and Fixtures	1-Jan-79	POLE WOOD 60 FT	26	21,865.75
E364.00-Poles, Towers, and Fixtures	1-Jan-80	POLE WOOD 60 FT	33	30,099.96
E364.00-Poles, Towers, and Fixtures	1-Jan-81	POLE WOOD 60 FT	16	16,678.41
E364.00-Poles, Towers, and Fixtures	1-Jan-82	POLE WOOD 60 FT	31	37,734.89
E364.00-Poles, Towers, and Fixtures	1-Jan-83	POLE WOOD 60 FT	80	111,722.44
E364.00-Poles, Towers, and Fixtures	1-Jan-84	POLE WOOD 60 FT	34	51,082.23
E364.00-Poles, Towers, and Fixtures	1-Jan-85	POLE WOOD 60 FT	33	47,016.30
E364.00-Poles, Towers, and Fixtures	1-Jan-86	POLE WOOD 60 FT	47	66,868.97
E364.00-Poles, Towers, and Fixtures	1-Jan-87	POLE WOOD 60 FT	24	33,653.16
E364.00-Poles, Towers, and Fixtures	1-Jan-88	POLE WOOD 60 FT	45	55,191.65
E364.00-Poles, Towers, and Fixtures	1-Jan-89	POLE WOOD 60 FT	33	49,581.14
E364.00-Poles, Towers, and Fixtures	1-Jan-90	POLE WOOD 60 FT	42	71,294.51
E364.00-Poles, Towers, and Fixtures	1-Jan-91	POLE WOOD 60 FT	12	22,745.01
E364.00-Poles, Towers, and Fixtures	1-Jan-92	POLE WOOD 60 FT	18	43,156.46
E364.00-Poles, Towers, and Fixtures	1-Jan-93	POLE WOOD 60 FT	8	21,849.97
E364.00-Poles, Towers, and Fixtures	1-Jan-94	POLE WOOD 60 FT	6	19,456.78
E364.00-Poles, Towers, and Fixtures	1-Jan-95	POLE WOOD 60 FT	21	47,105.49
E364.00-Poles, Towers, and Fixtures	1-Jan-96	POLE WOOD 60 FT	5	17,312.90
E364.00-Poles, Towers, and Fixtures	1-Jan-97	POLE WOOD 60 FT	10	32,792.54
E364.00-Poles, Towers, and Fixtures	1-Jan-98	POLE WOOD 60 FT	14	32,978.36
E364.00-Poles, Towers, and Fixtures	1-Jan-99	POLE WOOD 60 FT	14	39,800.85
E364.00-Poles, Towers, and Fixtures	1-Jan-00	POLE WOOD 60 FT	11	6,752.46
E364.00-Poles, Towers, and Fixtures	1-Jan-01	POLE WOOD 60 FT	31	455,336.15
E364.00-Poles, Towers, and Fixtures	1-Jan-02	POLE WOOD 60 FT	56	62,683.94
E364.00-Poles, Towers, and Fixtures	1-Jan-03	POLE WOOD 60 FT	36	250,233.94
E364.00-Poles, Towers, and Fixtures	1-Jan-04	POLE WOOD 60 FT	17	87,211.26
E364.00-Poles, Towers, and Fixtures	1-Jan-05	POLE WOOD 60 FT	1	6,083.95

**Louisville Gas and Electric Company
Poles, Towers, and Fixtures Account E364.00
as of October 2014**

<u>Plant Account</u>	<u>Year</u>	<u>Retirement Unit</u>	<u>Quantity</u>	<u>Cost</u>
E364.00-Poles, Towers, and Fixtures	1-Jan-06	POLE WOOD 60 FT	15	38,970.29
E364.00-Poles, Towers, and Fixtures	1-Jan-07	POLE WOOD 60 FT	10	41,476.66
E364.00-Poles, Towers, and Fixtures	1-Jan-08	POLE WOOD 60 FT	60	51,516.73
E364.00-Poles, Towers, and Fixtures	28-Feb-08	POLE WOOD 60 FT	3	6,113.51
E364.00-Poles, Towers, and Fixtures	31-Aug-08	POLE WOOD 60 FT	20	20,588.65
E364.00-Poles, Towers, and Fixtures	31-Dec-08	POLE WOOD 60 FT	10	9,230.14
E364.00-Poles, Towers, and Fixtures	1-Mar-09	POLE WOOD 60 FT	5	26,169.51
E364.00-Poles, Towers, and Fixtures	30-Nov-09	POLE WOOD 60 FT	3	17,393.44
E364.00-Poles, Towers, and Fixtures	19-Dec-09	POLE WOOD 60 FT	1	4,882.91
E364.00-Poles, Towers, and Fixtures	31-Dec-09	POLE WOOD 60 FT	50	227,296.62
E364.00-Poles, Towers, and Fixtures	1-May-10	POLE WOOD 60 FT	23	133,566.52
E364.00-Poles, Towers, and Fixtures	31-Aug-10	POLE WOOD 60 FT	2	49,866.30
E364.00-Poles, Towers, and Fixtures	31-Oct-10	POLE WOOD 60 FT	3	(4,003.33)
E364.00-Poles, Towers, and Fixtures	30-Nov-10	POLE WOOD 60 FT	9	13,627.01
E364.00-Poles, Towers, and Fixtures	31-Dec-10	POLE WOOD 60 FT	1	-
E364.00-Poles, Towers, and Fixtures	1-Jan-11	POLE WOOD 60 FT	9	(15,261.15)
E364.00-Poles, Towers, and Fixtures	31-Jan-11	POLE WOOD 60 FT	1	-
E364.00-Poles, Towers, and Fixtures	28-Feb-11	POLE WOOD 60 FT	31	122,110.79
E364.00-Poles, Towers, and Fixtures	30-Apr-11	POLE WOOD 60 FT	2	10,575.16
E364.00-Poles, Towers, and Fixtures	31-May-11	POLE WOOD 60 FT	11	55,836.61
E364.00-Poles, Towers, and Fixtures	30-Sep-11	POLE WOOD 60 FT	1	8,526.13
E364.00-Poles, Towers, and Fixtures	31-Oct-11	POLE WOOD 60 FT	1	7,277.10
E364.00-Poles, Towers, and Fixtures	30-Nov-11	POLE WOOD 60 FT	2	12,554.18
E364.00-Poles, Towers, and Fixtures	31-Dec-11	POLE WOOD 60 FT	9	44,288.00
E364.00-Poles, Towers, and Fixtures	31-Jan-12	POLE WOOD 60 FT	7	20,667.02
E364.00-Poles, Towers, and Fixtures	31-Mar-12	POLE WOOD 60 FT	1	3,513.24
E364.00-Poles, Towers, and Fixtures	30-Apr-12	POLE WOOD 60 FT	59	186,213.02
E364.00-Poles, Towers, and Fixtures	1-May-12	POLE WOOD 60 FT	3	8,391.15
E364.00-Poles, Towers, and Fixtures	31-May-12	POLE WOOD 60 FT	4	49,915.82
E364.00-Poles, Towers, and Fixtures	31-Dec-12	POLE WOOD 60 FT	10	45,744.70
E364.00-Poles, Towers, and Fixtures	31-Jan-13	POLE WOOD 60 FT	1	2,189.98
E364.00-Poles, Towers, and Fixtures	1-Jun-13	POLE WOOD 60 FT	1	4,200.76
E364.00-Poles, Towers, and Fixtures	30-Nov-13	POLE WOOD 60 FT	7	44,348.11
E364.00-Poles, Towers, and Fixtures	31-Dec-13	POLE WOOD 60 FT	10	78,862.13
E364.00-Poles, Towers, and Fixtures	1-Jan-14	POLE WOOD 60 FT	7	157,069.65
E364.00-Poles, Towers, and Fixtures	28-Feb-14	POLE WOOD 60 FT	7	63,917.92
E364.00-Poles, Towers, and Fixtures	25-Mar-14	POLE WOOD 60 FT	3	143,285.98
E364.00-Poles, Towers, and Fixtures	1-Jun-14	POLE WOOD 60 FT	14	74,482.12
E364.00-Poles, Towers, and Fixtures	1-Jul-14	POLE WOOD 60 FT	3	9,994.69
E364.00-Poles, Towers, and Fixtures	1-Jan-53	POLE WOOD 65 FT	22	3,991.78
E364.00-Poles, Towers, and Fixtures	1-Jan-57	POLE WOOD 65 FT	105	26,488.29
E364.00-Poles, Towers, and Fixtures	1-Jan-63	POLE WOOD 65 FT	18	5,018.93
E364.00-Poles, Towers, and Fixtures	1-Jan-65	POLE WOOD 65 FT	6	1,592.13
E364.00-Poles, Towers, and Fixtures	1-Jan-66	POLE WOOD 65 FT	6	1,476.95
E364.00-Poles, Towers, and Fixtures	1-Jan-67	POLE WOOD 65 FT	21	6,201.86
E364.00-Poles, Towers, and Fixtures	1-Jan-68	POLE WOOD 65 FT	7	2,247.33
E364.00-Poles, Towers, and Fixtures	1-Jan-69	POLE WOOD 65 FT	28	11,028.19
E364.00-Poles, Towers, and Fixtures	1-Jan-70	POLE WOOD 65 FT	7	2,533.59
E364.00-Poles, Towers, and Fixtures	1-Jan-71	POLE WOOD 65 FT	29	10,727.75
E364.00-Poles, Towers, and Fixtures	1-Jan-72	POLE WOOD 65 FT	10	4,174.83
E364.00-Poles, Towers, and Fixtures	1-Jan-73	POLE WOOD 65 FT	23	13,280.83
E364.00-Poles, Towers, and Fixtures	1-Jan-74	POLE WOOD 65 FT	11	6,239.24
E364.00-Poles, Towers, and Fixtures	1-Jan-75	POLE WOOD 65 FT	7	4,938.01
E364.00-Poles, Towers, and Fixtures	1-Jan-76	POLE WOOD 65 FT	18	15,148.64

**Louisville Gas and Electric Company
Poles, Towers, and Fixtures Account E364.00
as of October 2014**

<u>Plant Account</u>	<u>Year</u>	<u>Retirement Unit</u>	<u>Quantity</u>	<u>Cost</u>
E364.00-Poles, Towers, and Fixtures	1-Jan-77	POLE WOOD 65 FT	11	9,826.04
E364.00-Poles, Towers, and Fixtures	1-Jan-78	POLE WOOD 65 FT	12	12,984.16
E364.00-Poles, Towers, and Fixtures	1-Jan-79	POLE WOOD 65 FT	9	10,596.34
E364.00-Poles, Towers, and Fixtures	1-Jan-80	POLE WOOD 65 FT	13	17,229.35
E364.00-Poles, Towers, and Fixtures	1-Jan-81	POLE WOOD 65 FT	20	33,080.82
E364.00-Poles, Towers, and Fixtures	1-Jan-82	POLE WOOD 65 FT	25	45,393.24
E364.00-Poles, Towers, and Fixtures	1-Jan-83	POLE WOOD 65 FT	35	66,512.00
E364.00-Poles, Towers, and Fixtures	1-Jan-84	POLE WOOD 65 FT	25	51,469.95
E364.00-Poles, Towers, and Fixtures	1-Jan-85	POLE WOOD 65 FT	12	24,913.41
E364.00-Poles, Towers, and Fixtures	1-Jan-86	POLE WOOD 65 FT	13	26,783.35
E364.00-Poles, Towers, and Fixtures	1-Jan-87	POLE WOOD 65 FT	14	28,417.90
E364.00-Poles, Towers, and Fixtures	1-Jan-88	POLE WOOD 65 FT	13	24,512.89
E364.00-Poles, Towers, and Fixtures	1-Jan-89	POLE WOOD 65 FT	18	41,173.16
E364.00-Poles, Towers, and Fixtures	1-Jan-90	POLE WOOD 65 FT	15	42,259.09
E364.00-Poles, Towers, and Fixtures	1-Jan-91	POLE WOOD 65 FT	2	5,750.26
E364.00-Poles, Towers, and Fixtures	1-Jan-92	POLE WOOD 65 FT	7	25,428.55
E364.00-Poles, Towers, and Fixtures	1-Jan-93	POLE WOOD 65 FT	17	67,853.74
E364.00-Poles, Towers, and Fixtures	1-Jan-94	POLE WOOD 65 FT	3	16,488.34
E364.00-Poles, Towers, and Fixtures	1-Jan-95	POLE WOOD 65 FT	10	35,805.24
E364.00-Poles, Towers, and Fixtures	1-Jan-96	POLE WOOD 65 FT	1	6,073.37
E364.00-Poles, Towers, and Fixtures	1-Jan-97	POLE WOOD 65 FT	5	28,891.60
E364.00-Poles, Towers, and Fixtures	1-Jan-98	POLE WOOD 65 FT	3	21,924.00
E364.00-Poles, Towers, and Fixtures	1-Jan-99	POLE WOOD 65 FT	6	32,061.71
E364.00-Poles, Towers, and Fixtures	1-Jan-00	POLE WOOD 65 FT	22	4,266.01
E364.00-Poles, Towers, and Fixtures	1-Jan-01	POLE WOOD 65 FT	6	504.89
E364.00-Poles, Towers, and Fixtures	1-Jan-02	POLE WOOD 65 FT	18	76,112.29
E364.00-Poles, Towers, and Fixtures	1-Jan-03	POLE WOOD 65 FT	10	74,890.35
E364.00-Poles, Towers, and Fixtures	1-Jan-04	POLE WOOD 65 FT	17	139,099.13
E364.00-Poles, Towers, and Fixtures	1-Jan-05	POLE WOOD 65 FT	4	104,262.99
E364.00-Poles, Towers, and Fixtures	1-Jan-06	POLE WOOD 65 FT	8	31,800.39
E364.00-Poles, Towers, and Fixtures	1-Jan-07	POLE WOOD 65 FT	2	8,859.27
E364.00-Poles, Towers, and Fixtures	1-Jan-08	POLE WOOD 65 FT	3	6,126.07
E364.00-Poles, Towers, and Fixtures	28-Feb-08	POLE WOOD 65 FT	1	13,311.58
E364.00-Poles, Towers, and Fixtures	31-Mar-08	POLE WOOD 65 FT	1	12,804.37
E364.00-Poles, Towers, and Fixtures	31-Aug-08	POLE WOOD 65 FT	2	-
E364.00-Poles, Towers, and Fixtures	31-Dec-08	POLE WOOD 65 FT	2	3,270.19
E364.00-Poles, Towers, and Fixtures	31-Jul-09	POLE WOOD 65 FT	1	5,285.38
E364.00-Poles, Towers, and Fixtures	1-Sep-09	POLE WOOD 65 FT	24	188,623.16
E364.00-Poles, Towers, and Fixtures	1-May-10	POLE WOOD 65 FT	15	105,955.01
E364.00-Poles, Towers, and Fixtures	30-Nov-10	POLE WOOD 65 FT	4	26,592.54
E364.00-Poles, Towers, and Fixtures	1-Jan-11	POLE WOOD 65 FT	1	(519.79)
E364.00-Poles, Towers, and Fixtures	28-Feb-11	POLE WOOD 65 FT	21	213,321.96
E364.00-Poles, Towers, and Fixtures	30-Apr-11	POLE WOOD 65 FT	1	5,160.95
E364.00-Poles, Towers, and Fixtures	31-May-11	POLE WOOD 65 FT	8	110,079.54
E364.00-Poles, Towers, and Fixtures	1-Oct-11	POLE WOOD 65 FT	1	84,170.68
E364.00-Poles, Towers, and Fixtures	31-Oct-11	POLE WOOD 65 FT	1	15,747.89
E364.00-Poles, Towers, and Fixtures	30-Nov-11	POLE WOOD 65 FT	2	23,105.72
E364.00-Poles, Towers, and Fixtures	1-Jan-12	POLE WOOD 65 FT	1	25,715.20
E364.00-Poles, Towers, and Fixtures	31-Jan-12	POLE WOOD 65 FT	68	520,218.71
E364.00-Poles, Towers, and Fixtures	29-Feb-12	POLE WOOD 65 FT	3	34,759.00
E364.00-Poles, Towers, and Fixtures	30-Apr-12	POLE WOOD 65 FT	8	102,784.19
E364.00-Poles, Towers, and Fixtures	31-May-12	POLE WOOD 65 FT	2	37,311.29
E364.00-Poles, Towers, and Fixtures	31-Aug-12	POLE WOOD 65 FT	1	55,228.94
E364.00-Poles, Towers, and Fixtures	18-Dec-12	POLE WOOD 65 FT	2	50,416.05

**Louisville Gas and Electric Company
Poles, Towers, and Fixtures Account E364.00
as of October 2014**

<u>Plant Account</u>	<u>Year</u>	<u>Retirement Unit</u>	<u>Quantity</u>	<u>Cost</u>
E364.00-Poles, Towers, and Fixtures	31-Dec-12	POLE WOOD 65 FT	1	12,812.22
E364.00-Poles, Towers, and Fixtures	25-Jun-13	POLE WOOD 65 FT	1	6,232.45
E364.00-Poles, Towers, and Fixtures	31-Jul-13	POLE WOOD 65 FT	1	7,494.54
E364.00-Poles, Towers, and Fixtures	31-Aug-13	POLE WOOD 65 FT	2	11,256.97
E364.00-Poles, Towers, and Fixtures	30-Sep-13	POLE WOOD 65 FT	1	5,921.90
E364.00-Poles, Towers, and Fixtures	31-Oct-13	POLE WOOD 65 FT	1	23,774.23
E364.00-Poles, Towers, and Fixtures	31-Dec-13	POLE WOOD 65 FT	7	66,673.97
E364.00-Poles, Towers, and Fixtures	1-Jun-14	POLE WOOD 65 FT	7	89,544.18
E364.00-Poles, Towers, and Fixtures	1-Jul-14	POLE WOOD 65 FT	5	37,917.34
E364.00-Poles, Towers, and Fixtures	1-Jan-53	POLE WOOD 70 FT	13	3,613.29
E364.00-Poles, Towers, and Fixtures	1-Jan-57	POLE WOOD 70 FT	42	12,064.44
E364.00-Poles, Towers, and Fixtures	1-Jan-63	POLE WOOD 70 FT	2	678.33
E364.00-Poles, Towers, and Fixtures	1-Jan-65	POLE WOOD 70 FT	2	711.37
E364.00-Poles, Towers, and Fixtures	1-Jan-66	POLE WOOD 70 FT	1	326.91
E364.00-Poles, Towers, and Fixtures	1-Jan-67	POLE WOOD 70 FT	2	706.03
E364.00-Poles, Towers, and Fixtures	1-Jan-68	POLE WOOD 70 FT	9	3,565.69
E364.00-Poles, Towers, and Fixtures	1-Jan-69	POLE WOOD 70 FT	3	1,284.23
E364.00-Poles, Towers, and Fixtures	1-Jan-70	POLE WOOD 70 FT	2	1,143.38
E364.00-Poles, Towers, and Fixtures	1-Jan-71	POLE WOOD 70 FT	17	7,890.90
E364.00-Poles, Towers, and Fixtures	1-Jan-72	POLE WOOD 70 FT	2	1,012.01
E364.00-Poles, Towers, and Fixtures	1-Jan-73	POLE WOOD 70 FT	3	2,066.38
E364.00-Poles, Towers, and Fixtures	1-Jan-75	POLE WOOD 70 FT	10	7,802.55
E364.00-Poles, Towers, and Fixtures	1-Jan-76	POLE WOOD 70 FT	4	3,340.29
E364.00-Poles, Towers, and Fixtures	1-Jan-77	POLE WOOD 70 FT	6	5,379.26
E364.00-Poles, Towers, and Fixtures	1-Jan-78	POLE WOOD 70 FT	5	5,180.49
E364.00-Poles, Towers, and Fixtures	1-Jan-79	POLE WOOD 70 FT	7	10,863.54
E364.00-Poles, Towers, and Fixtures	1-Jan-80	POLE WOOD 70 FT	1	1,600.73
E364.00-Poles, Towers, and Fixtures	1-Jan-82	POLE WOOD 70 FT	5	9,989.25
E364.00-Poles, Towers, and Fixtures	1-Jan-83	POLE WOOD 70 FT	11	25,895.12
E364.00-Poles, Towers, and Fixtures	1-Jan-84	POLE WOOD 70 FT	7	19,041.97
E364.00-Poles, Towers, and Fixtures	1-Jan-85	POLE WOOD 70 FT	5	12,113.76
E364.00-Poles, Towers, and Fixtures	1-Jan-86	POLE WOOD 70 FT	6	15,635.99
E364.00-Poles, Towers, and Fixtures	1-Jan-87	POLE WOOD 70 FT	6	15,399.58
E364.00-Poles, Towers, and Fixtures	1-Jan-88	POLE WOOD 70 FT	8	21,211.31
E364.00-Poles, Towers, and Fixtures	1-Jan-89	POLE WOOD 70 FT	9	27,718.23
E364.00-Poles, Towers, and Fixtures	1-Jan-90	POLE WOOD 70 FT	7	24,394.13
E364.00-Poles, Towers, and Fixtures	1-Jan-92	POLE WOOD 70 FT	3	15,570.36
E364.00-Poles, Towers, and Fixtures	1-Jan-93	POLE WOOD 70 FT	3	15,277.43
E364.00-Poles, Towers, and Fixtures	1-Jan-94	POLE WOOD 70 FT	2	12,712.00
E364.00-Poles, Towers, and Fixtures	1-Jan-95	POLE WOOD 70 FT	3	14,386.78
E364.00-Poles, Towers, and Fixtures	1-Jan-96	POLE WOOD 70 FT	2	14,647.96
E364.00-Poles, Towers, and Fixtures	1-Jan-97	POLE WOOD 70 FT	2	14,022.23
E364.00-Poles, Towers, and Fixtures	1-Jan-99	POLE WOOD 70 FT	3	8,149.25
E364.00-Poles, Towers, and Fixtures	1-Jan-00	POLE WOOD 70 FT	23	17,378.33
E364.00-Poles, Towers, and Fixtures	1-Jan-01	POLE WOOD 70 FT	3	22,287.59
E364.00-Poles, Towers, and Fixtures	1-Jan-02	POLE WOOD 70 FT	12	73,143.64
E364.00-Poles, Towers, and Fixtures	1-Jan-03	POLE WOOD 70 FT	3	39,484.73
E364.00-Poles, Towers, and Fixtures	1-Jan-04	POLE WOOD 70 FT	15	233,328.65
E364.00-Poles, Towers, and Fixtures	1-Jan-05	POLE WOOD 70 FT	5	28,491.34
E364.00-Poles, Towers, and Fixtures	1-Jan-06	POLE WOOD 70 FT	3	18,834.58
E364.00-Poles, Towers, and Fixtures	1-Jan-08	POLE WOOD 70 FT	4	11,049.53
E364.00-Poles, Towers, and Fixtures	28-Feb-08	POLE WOOD 70 FT	2	14,177.80
E364.00-Poles, Towers, and Fixtures	31-Dec-08	POLE WOOD 70 FT	1	1,935.06
E364.00-Poles, Towers, and Fixtures	16-Jun-09	POLE WOOD 70 FT	38	409,281.04

**Louisville Gas and Electric Company
Poles, Towers, and Fixtures Account E364.00
as of October 2014**

<u>Plant Account</u>	<u>Year</u>	<u>Retirement Unit</u>	<u>Quantity</u>	<u>Cost</u>
E364.00-Poles, Towers, and Fixtures	31-Jul-09	POLE WOOD 70 FT	1	34,098.02
E364.00-Poles, Towers, and Fixtures	1-May-10	POLE WOOD 70 FT	8	113,482.24
E364.00-Poles, Towers, and Fixtures	31-Oct-10	POLE WOOD 70 FT	1	46.41
E364.00-Poles, Towers, and Fixtures	1-Jan-11	POLE WOOD 70 FT	1	(2,647.16)
E364.00-Poles, Towers, and Fixtures	28-Feb-11	POLE WOOD 70 FT	7	(231,315.42)
E364.00-Poles, Towers, and Fixtures	30-Apr-11	POLE WOOD 70 FT	3	18,572.78
E364.00-Poles, Towers, and Fixtures	30-Nov-11	POLE WOOD 70 FT	1	16,153.55
E364.00-Poles, Towers, and Fixtures	31-Jan-12	POLE WOOD 70 FT	50	341,744.56
E364.00-Poles, Towers, and Fixtures	31-Mar-12	POLE WOOD 70 FT	2	32,588.95
E364.00-Poles, Towers, and Fixtures	1-May-12	POLE WOOD 70 FT	3	28,484.18
E364.00-Poles, Towers, and Fixtures	31-Aug-13	POLE WOOD 70 FT	5	35,031.64
E364.00-Poles, Towers, and Fixtures	31-Dec-13	POLE WOOD 70 FT	1	11,288.71
E364.00-Poles, Towers, and Fixtures	1-Jun-14	POLE WOOD 70 FT	4	60,310.27
E364.00-Poles, Towers, and Fixtures	1-Jul-14	POLE WOOD 70 FT	1	9,397.64
E364.00-Poles, Towers, and Fixtures	1-Jan-47	POLE WOOD 75 FT	2	-
E364.00-Poles, Towers, and Fixtures	1-Jan-53	POLE WOOD 75 FT	1	279.73
E364.00-Poles, Towers, and Fixtures	1-Jan-57	POLE WOOD 75 FT	11	3,574.12
E364.00-Poles, Towers, and Fixtures	1-Jan-63	POLE WOOD 75 FT	1	452.27
E364.00-Poles, Towers, and Fixtures	1-Jan-65	POLE WOOD 75 FT	1	666.18
E364.00-Poles, Towers, and Fixtures	1-Jan-67	POLE WOOD 75 FT	7	3,137.78
E364.00-Poles, Towers, and Fixtures	1-Jan-68	POLE WOOD 75 FT	5	2,438.72
E364.00-Poles, Towers, and Fixtures	1-Jan-69	POLE WOOD 75 FT	4	2,049.47
E364.00-Poles, Towers, and Fixtures	1-Jan-70	POLE WOOD 75 FT	2	922.23
E364.00-Poles, Towers, and Fixtures	1-Jan-71	POLE WOOD 75 FT	9	5,360.67
E364.00-Poles, Towers, and Fixtures	1-Jan-73	POLE WOOD 75 FT	7	7,975.53
E364.00-Poles, Towers, and Fixtures	1-Jan-74	POLE WOOD 75 FT	1	856.50
E364.00-Poles, Towers, and Fixtures	1-Jan-75	POLE WOOD 75 FT	3	3,148.43
E364.00-Poles, Towers, and Fixtures	1-Jan-76	POLE WOOD 75 FT	3	3,825.62
E364.00-Poles, Towers, and Fixtures	1-Jan-77	POLE WOOD 75 FT	1	1,365.41
E364.00-Poles, Towers, and Fixtures	1-Jan-78	POLE WOOD 75 FT	1	1,546.83
E364.00-Poles, Towers, and Fixtures	1-Jan-79	POLE WOOD 75 FT	8	17,010.33
E364.00-Poles, Towers, and Fixtures	1-Jan-80	POLE WOOD 75 FT	2	4,096.86
E364.00-Poles, Towers, and Fixtures	1-Jan-81	POLE WOOD 75 FT	2	3,648.16
E364.00-Poles, Towers, and Fixtures	1-Jan-82	POLE WOOD 75 FT	3	6,759.25
E364.00-Poles, Towers, and Fixtures	1-Jan-83	POLE WOOD 75 FT	4	12,162.54
E364.00-Poles, Towers, and Fixtures	1-Jan-84	POLE WOOD 75 FT	4	13,235.76
E364.00-Poles, Towers, and Fixtures	1-Jan-85	POLE WOOD 75 FT	2	6,316.42
E364.00-Poles, Towers, and Fixtures	1-Jan-86	POLE WOOD 75 FT	3	9,678.91
E364.00-Poles, Towers, and Fixtures	1-Jan-87	POLE WOOD 75 FT	5	16,491.01
E364.00-Poles, Towers, and Fixtures	1-Jan-88	POLE WOOD 75 FT	1	2,838.35
E364.00-Poles, Towers, and Fixtures	1-Jan-89	POLE WOOD 75 FT	5	19,466.43
E364.00-Poles, Towers, and Fixtures	1-Jan-90	POLE WOOD 75 FT	5	22,349.58
E364.00-Poles, Towers, and Fixtures	1-Jan-91	POLE WOOD 75 FT	2	9,945.88
E364.00-Poles, Towers, and Fixtures	1-Jan-92	POLE WOOD 75 FT	1	6,455.65
E364.00-Poles, Towers, and Fixtures	1-Jan-95	POLE WOOD 75 FT	3	18,330.10
E364.00-Poles, Towers, and Fixtures	1-Jan-97	POLE WOOD 75 FT	1	4,970.09
E364.00-Poles, Towers, and Fixtures	1-Jan-99	POLE WOOD 75 FT	2	11,526.18
E364.00-Poles, Towers, and Fixtures	1-Jan-00	POLE WOOD 75 FT	10	1,532.20
E364.00-Poles, Towers, and Fixtures	1-Jan-01	POLE WOOD 75 FT	4	31,656.04
E364.00-Poles, Towers, and Fixtures	1-Jan-02	POLE WOOD 75 FT	11	70,319.16
E364.00-Poles, Towers, and Fixtures	1-Jan-03	POLE WOOD 75 FT	3	20,381.17
E364.00-Poles, Towers, and Fixtures	1-Jan-04	POLE WOOD 75 FT	8	168,641.46
E364.00-Poles, Towers, and Fixtures	1-Jan-05	POLE WOOD 75 FT	3	19,901.75
E364.00-Poles, Towers, and Fixtures	1-Jan-07	POLE WOOD 75 FT	1	2,658.63

**Louisville Gas and Electric Company
Poles, Towers, and Fixtures Account E364.00
as of October 2014**

<u>Plant Account</u>	<u>Year</u>	<u>Retirement Unit</u>	<u>Quantity</u>	<u>Cost</u>
E364.00-Poles, Towers, and Fixtures	28-Feb-08	POLE WOOD 75 FT	5	37,627.42
E364.00-Poles, Towers, and Fixtures	31-Jul-09	POLE WOOD 75 FT	1	47,038.81
E364.00-Poles, Towers, and Fixtures	1-Sep-09	POLE WOOD 75 FT	17	219,885.59
E364.00-Poles, Towers, and Fixtures	1-Oct-09	POLE WOOD 75 FT	1	20,011.28
E364.00-Poles, Towers, and Fixtures	30-Nov-10	POLE WOOD 75 FT	1	-
E364.00-Poles, Towers, and Fixtures	1-Jan-11	POLE WOOD 75 FT	1	30,524.07
E364.00-Poles, Towers, and Fixtures	30-Apr-11	POLE WOOD 75 FT	1	6,693.09
E364.00-Poles, Towers, and Fixtures	30-Nov-11	POLE WOOD 75 FT	1	18,099.17
E364.00-Poles, Towers, and Fixtures	31-Jan-12	POLE WOOD 75 FT	43	338,696.62
E364.00-Poles, Towers, and Fixtures	31-Aug-13	POLE WOOD 75 FT	12	94,195.37
E364.00-Poles, Towers, and Fixtures	31-Oct-13	POLE WOOD 75 FT	1	17,090.43
E364.00-Poles, Towers, and Fixtures	1-Jun-14	POLE WOOD 75 FT	1	16,792.14
E364.00-Poles, Towers, and Fixtures	1-Jan-53	POLE WOOD 80 FT	2	-
E364.00-Poles, Towers, and Fixtures	1-Jan-57	POLE WOOD 80 FT	5	1,999.09
E364.00-Poles, Towers, and Fixtures	1-Jan-65	POLE WOOD 80 FT	2	918.43
E364.00-Poles, Towers, and Fixtures	1-Jan-66	POLE WOOD 80 FT	1	493.35
E364.00-Poles, Towers, and Fixtures	1-Jan-67	POLE WOOD 80 FT	4	2,125.62
E364.00-Poles, Towers, and Fixtures	1-Jan-68	POLE WOOD 80 FT	2	1,196.67
E364.00-Poles, Towers, and Fixtures	1-Jan-69	POLE WOOD 80 FT	4	2,668.98
E364.00-Poles, Towers, and Fixtures	1-Jan-70	POLE WOOD 80 FT	2	1,086.85
E364.00-Poles, Towers, and Fixtures	1-Jan-71	POLE WOOD 80 FT	2	1,407.65
E364.00-Poles, Towers, and Fixtures	1-Jan-73	POLE WOOD 80 FT	3	3,368.97
E364.00-Poles, Towers, and Fixtures	1-Jan-74	POLE WOOD 80 FT	1	483.75
E364.00-Poles, Towers, and Fixtures	1-Jan-75	POLE WOOD 80 FT	4	4,671.74
E364.00-Poles, Towers, and Fixtures	1-Jan-76	POLE WOOD 80 FT	1	1,372.01
E364.00-Poles, Towers, and Fixtures	1-Jan-77	POLE WOOD 80 FT	1	1,489.64
E364.00-Poles, Towers, and Fixtures	1-Jan-79	POLE WOOD 80 FT	2	6,787.17
E364.00-Poles, Towers, and Fixtures	1-Jan-82	POLE WOOD 80 FT	3	9,230.17
E364.00-Poles, Towers, and Fixtures	1-Jan-83	POLE WOOD 80 FT	2	7,235.16
E364.00-Poles, Towers, and Fixtures	1-Jan-84	POLE WOOD 80 FT	3	13,129.23
E364.00-Poles, Towers, and Fixtures	1-Jan-86	POLE WOOD 80 FT	4	15,655.03
E364.00-Poles, Towers, and Fixtures	1-Jan-88	POLE WOOD 80 FT	1	3,466.22
E364.00-Poles, Towers, and Fixtures	1-Jan-89	POLE WOOD 80 FT	7	35,338.65
E364.00-Poles, Towers, and Fixtures	1-Jan-92	POLE WOOD 80 FT	2	15,060.04
E364.00-Poles, Towers, and Fixtures	1-Jan-95	POLE WOOD 80 FT	1	7,613.21
E364.00-Poles, Towers, and Fixtures	1-Jan-98	POLE WOOD 80 FT	1	5,603.37
E364.00-Poles, Towers, and Fixtures	1-Jan-00	POLE WOOD 80 FT	21	14,766.57
E364.00-Poles, Towers, and Fixtures	1-Jan-02	POLE WOOD 80 FT	2	21,755.89
E364.00-Poles, Towers, and Fixtures	1-Jan-03	POLE WOOD 80 FT	2	83,929.76
E364.00-Poles, Towers, and Fixtures	1-Jan-05	POLE WOOD 80 FT	5	42,803.53
E364.00-Poles, Towers, and Fixtures	1-Jan-06	POLE WOOD 80 FT	2	6,177.96
E364.00-Poles, Towers, and Fixtures	28-Feb-08	POLE WOOD 80 FT	4	63,810.58
E364.00-Poles, Towers, and Fixtures	1-Jan-11	POLE WOOD 80 FT	1	(6,360.68)
E364.00-Poles, Towers, and Fixtures	30-Apr-11	POLE WOOD 80 FT	1	13,343.93
E364.00-Poles, Towers, and Fixtures	31-Jan-12	POLE WOOD 80 FT	23	202,182.26
E364.00-Poles, Towers, and Fixtures	31-Aug-13	POLE WOOD 80 FT	13	115,724.43
E364.00-Poles, Towers, and Fixtures	30-Sep-13	POLE WOOD 80 FT	2	20,473.87
E364.00-Poles, Towers, and Fixtures	1-May-14	POLE WOOD 80 FT	1	(501.55)
E364.00-Poles, Towers, and Fixtures	1-Jan-66	POLE WOOD 85 FT	1	-
E364.00-Poles, Towers, and Fixtures	1-Jan-68	POLE WOOD 85 FT	2	1,357.25
E364.00-Poles, Towers, and Fixtures	1-Jan-71	POLE WOOD 85 FT	3	2,503.55
E364.00-Poles, Towers, and Fixtures	1-Jan-73	POLE WOOD 85 FT	3	3,065.18
E364.00-Poles, Towers, and Fixtures	1-Jan-75	POLE WOOD 85 FT	4	5,936.88
E364.00-Poles, Towers, and Fixtures	1-Jan-78	POLE WOOD 85 FT	2	4,076.76

**Louisville Gas and Electric Company
Poles, Towers, and Fixtures Account E364.00
as of October 2014**

<u>Plant Account</u>	<u>Year</u>	<u>Retirement Unit</u>	<u>Quantity</u>	<u>Cost</u>
E364.00-Poles, Towers, and Fixtures	1-Jan-79	POLE WOOD 85 FT	1	2,130.24
E364.00-Poles, Towers, and Fixtures	1-Jan-81	POLE WOOD 85 FT	1	2,952.66
E364.00-Poles, Towers, and Fixtures	1-Jan-82	POLE WOOD 85 FT	1	3,438.17
E364.00-Poles, Towers, and Fixtures	1-Jan-84	POLE WOOD 85 FT	1	4,407.14
E364.00-Poles, Towers, and Fixtures	1-Jan-86	POLE WOOD 85 FT	8	49,980.04
E364.00-Poles, Towers, and Fixtures	1-Jan-87	POLE WOOD 85 FT	2	9,721.08
E364.00-Poles, Towers, and Fixtures	1-Jan-88	POLE WOOD 85 FT	2	8,076.52
E364.00-Poles, Towers, and Fixtures	1-Jan-89	POLE WOOD 85 FT	1	4,918.97
E364.00-Poles, Towers, and Fixtures	1-Jan-00	POLE WOOD 85 FT	2	3,428.81
E364.00-Poles, Towers, and Fixtures	1-Jan-05	POLE WOOD 85 FT	2	17,186.93
E364.00-Poles, Towers, and Fixtures	28-Feb-08	POLE WOOD 85 FT	3	40,531.64
E364.00-Poles, Towers, and Fixtures	1-Sep-09	POLE WOOD 85 FT	1	24,333.34
E364.00-Poles, Towers, and Fixtures	30-Apr-11	POLE WOOD 85 FT	1	11,977.56
E364.00-Poles, Towers, and Fixtures	31-Jan-12	POLE WOOD 85 FT	6	56,789.11
E364.00-Poles, Towers, and Fixtures	31-Aug-13	POLE WOOD 85 FT	6	58,784.75
E364.00-Poles, Towers, and Fixtures	1-Jan-57	POLE WOOD 90 FT	1	471.18
E364.00-Poles, Towers, and Fixtures	1-Jan-65	POLE WOOD 90 FT	1	613.91
E364.00-Poles, Towers, and Fixtures	1-Jan-67	POLE WOOD 90 FT	1	749.05
E364.00-Poles, Towers, and Fixtures	1-Jan-69	POLE WOOD 90 FT	1	818.92
E364.00-Poles, Towers, and Fixtures	1-Jan-71	POLE WOOD 90 FT	1	918.22
E364.00-Poles, Towers, and Fixtures	1-Jan-79	POLE WOOD 90 FT	1	2,539.95
E364.00-Poles, Towers, and Fixtures	1-Jan-86	POLE WOOD 90 FT	6	32,157.66
E364.00-Poles, Towers, and Fixtures	1-Jan-00	POLE WOOD 90 FT	5	296.73
E364.00-Poles, Towers, and Fixtures	28-Feb-08	POLE WOOD 90 FT	1	18,222.50
E364.00-Poles, Towers, and Fixtures	1-Sep-12	POLE WOOD 90 FT	1	24,822.42
E364.00-Poles, Towers, and Fixtures	31-Aug-13	POLE WOOD 90 FT	3	34,772.91
E364.00-Poles, Towers, and Fixtures	1-Jan-75	POLE WOOD 95 FT	1	-
E364.00-Poles, Towers, and Fixtures	1-Jan-78	POLE WOOD 95 FT	1	2,538.23
E364.00-Poles, Towers, and Fixtures	1-Jan-82	POLE WOOD 95 FT	1	3,683.22
E364.00-Poles, Towers, and Fixtures	1-Jan-86	POLE WOOD 95 FT	4	33,989.23
E364.00-Poles, Towers, and Fixtures	1-Jan-98	POLE WOOD 95 FT	1	16,766.23
E364.00-Poles, Towers, and Fixtures	1-Jan-00	POLE WOOD 95 FT	5	887.32
E364.00-Poles, Towers, and Fixtures	1-Sep-57	POLES, MODIFIED	2	(4,096.08)
E364.00-Poles, Towers, and Fixtures	1-Jan-79	POLES, MODIFIED	1	-
E364.00-Poles, Towers, and Fixtures	1-Jan-80	POLES, MODIFIED	12	7,804.88
E364.00-Poles, Towers, and Fixtures	1-Jan-81	POLES, MODIFIED	7	6,603.94
E364.00-Poles, Towers, and Fixtures	1-Jan-83	POLES, MODIFIED	3	3,682.83
E364.00-Poles, Towers, and Fixtures	1-Jan-84	POLES, MODIFIED	5	7,648.82
E364.00-Poles, Towers, and Fixtures	1-Jan-85	POLES, MODIFIED	1	1,465.34
E364.00-Poles, Towers, and Fixtures	1-Jan-86	POLES, MODIFIED	6	12,084.48
E364.00-Poles, Towers, and Fixtures	1-Jan-87	POLES, MODIFIED	6	10,088.53
E364.00-Poles, Towers, and Fixtures	1-Jan-88	POLES, MODIFIED	3	3,890.10
E364.00-Poles, Towers, and Fixtures	1-Jan-91	POLES, MODIFIED	3	5,176.72
E364.00-Poles, Towers, and Fixtures	1-Jan-92	POLES, MODIFIED	2	4,558.18
E364.00-Poles, Towers, and Fixtures	1-Jan-93	POLES, MODIFIED	1	2,552.63
E364.00-Poles, Towers, and Fixtures	1-Jan-99	POLES, MODIFIED	2	1,916.90
E364.00-Poles, Towers, and Fixtures	1-Jan-04	POLES, MODIFIED	184	31,254.36
E364.00-Poles, Towers, and Fixtures	1-Jan-05	POLES, MODIFIED	120	20,383.28
E364.00-Poles, Towers, and Fixtures	1-Jan-06	POLES, MODIFIED	88	14,947.76
E364.00-Poles, Towers, and Fixtures	29-Feb-12	POLES, MODIFIED	10,914	162,243.31
E364.00-Poles, Towers, and Fixtures	31-May-12	POLES, MODIFIED	290	49,363.97
E364.00-Poles, Towers, and Fixtures	31-Aug-12	POLES, MODIFIED	4	66,435.64
E364.00-Poles, Towers, and Fixtures	31-Jul-13	POLES, MODIFIED	19,616	725,787.44
E364.00-Poles, Towers, and Fixtures	31-Dec-13	POLES, MODIFIED	13,096	512,561.54

**Louisville Gas and Electric Company
Poles, Towers, and Fixtures Account E364.00
as of October 2014**

<u>Plant Account</u>	<u>Year</u>	<u>Retirement Unit</u>	<u>Quantity</u>	<u>Cost</u>
E364.00-Poles, Towers, and Fixtures	1-Jan-42	STEEL POLES	4	3,524.02
E364.00-Poles, Towers, and Fixtures	1-Jan-57	STEEL POLES	7	866.29
E364.00-Poles, Towers, and Fixtures	1-Jan-63	STEEL POLES	24	4,347.26
E364.00-Poles, Towers, and Fixtures	1-Jan-65	STEEL POLES	4	1,063.94
E364.00-Poles, Towers, and Fixtures	1-Jan-66	STEEL POLES	8	2,409.19
E364.00-Poles, Towers, and Fixtures	1-Jan-67	STEEL POLES	10	3,144.37
E364.00-Poles, Towers, and Fixtures	1-Jan-68	STEEL POLES	11	3,671.79
E364.00-Poles, Towers, and Fixtures	1-Jan-69	STEEL POLES	7	2,434.74
E364.00-Poles, Towers, and Fixtures	1-Jan-70	STEEL POLES	11	4,438.40
E364.00-Poles, Towers, and Fixtures	1-Jan-71	STEEL POLES	10	4,244.78
E364.00-Poles, Towers, and Fixtures	1-Jan-72	STEEL POLES	8	3,747.60
E364.00-Poles, Towers, and Fixtures	1-Jan-73	STEEL POLES	8	4,244.29
E364.00-Poles, Towers, and Fixtures	1-Jan-74	STEEL POLES	15	9,249.42
E364.00-Poles, Towers, and Fixtures	1-Jan-75	STEEL POLES	12	8,196.11
E364.00-Poles, Towers, and Fixtures	1-Jan-76	STEEL POLES	7	5,574.13
E364.00-Poles, Towers, and Fixtures	1-Jan-77	STEEL POLES	13	10,786.66
E364.00-Poles, Towers, and Fixtures	1-Jan-78	STEEL POLES	15	14,652.41
E364.00-Poles, Towers, and Fixtures	1-Jan-79	STEEL POLES	2	2,373.05
E364.00-Poles, Towers, and Fixtures	1-Jan-86	STEEL POLES	4	5,960.37
E364.00-Poles, Towers, and Fixtures	1-Jan-92	STEEL POLES	1	8,234.01
E364.00-Poles, Towers, and Fixtures	1-Jan-93	STEEL POLES	5	42,488.05
E364.00-Poles, Towers, and Fixtures	1-Jan-97	STEEL POLES	1	13,795.79
E364.00-Poles, Towers, and Fixtures	30-May-06	STEEL POLES	1	-
E364.00-Poles, Towers, and Fixtures	31-Oct-13	STEEL POLES	1	17,706.35
E364.00-Poles, Towers, and Fixtures	31-Mar-10	TOWER - 110 FT. STEEL TYPE F	1	5,057.14
E364.00-Poles, Towers, and Fixtures	1-Jan-57	TOWERS	2	20,140.79
E364.00-Poles, Towers, and Fixtures	1-Jan-68	TOWERS	8	48,366.52
E364.00-Poles, Towers, and Fixtures	1-Jan-70	TOWERS	154	73.11
E364.00-Poles, Towers, and Fixtures	1-Jan-98	TOWERS	104	2,540.28
				\$ 159,591,767.86

LOUISVILLE GAS AND ELECTRIC COMPANY

CASE NO. 2014-00372

**Response to Kentucky Cable Telecommunications Association's First Data Requests
Dated January 8, 2015**

Question No. 1-13

Responding Witness: Paul Gregory "Greg" Thomas

Q-1-13. Provide all data and supporting documentation of any survey or audit you, or a third party acting on your behalf, has conducted regarding the number of poles you own between March 31, 2012 to present.

A-1-13. Records of pole ownership are validated through the on-going pole inspection and treatment program. LG&E has not engaged a third party to survey or audit the number of poles owned.

LOUISVILLE GAS AND ELECTRIC COMPANY

CASE NO. 2014-00372

**Response to Kentucky Cable Telecommunications Association's First Data Requests
Dated January 8, 2015**

Question No. 1-14

Responding Witness: Paul Gregory "Greg" Thomas

Q-1-14. Provide the number of two-party poles, as described in Administrative Order 251, with attachments.

A-1-14. LG&E does not differentiate between the number of two-user and three-user poles. LG&E tracks only the number of cable attachments. The total number of cable television attachments as of June 30, 2014 was 87,522.

LOUISVILLE GAS AND ELECTRIC COMPANY

CASE NO. 2014-00372

**Response to Kentucky Cable Telecommunications Association's First Data Requests
Dated January 8, 2015**

Question No. 1-15

Responding Witness: Paul Gregory "Greg" Thomas

Q-1-15. Provide the number of three-party poles, as described in Administrative Order 251, with attachments.

A-1-15. LG&E does not differentiate between the number of two-user and three-user poles. LG&E tracks only the number of cable attachments. The total number of cable television attachments as of June 30, 2014 was 87,522.

LOUISVILLE GAS AND ELECTRIC COMPANY

CASE NO. 2014-00372

**Response to Kentucky Cable Telecommunications Association's First Data Requests
Dated January 8, 2015**

Question No. 1-16

Responding Witness: Christopher M. Garrett

Q-1-16. Provide all records from Account 364 that reflect LG&E's investment in appurtenances.

A-1-16. See the response to Question No. 1-12.

LOUISVILLE GAS AND ELECTRIC COMPANY

CASE NO. 2014-00372

**Response to Kentucky Cable Telecommunications Association's First Data Requests
Dated January 8, 2015**

Question No. 1-17

Responding Witness: Christopher M. Garrett

Q-1-17. Provide the total number of the depreciation reserve for Account 364.

A-1-17. See the response to Question No. 1-10.

LOUISVILLE GAS AND ELECTRIC COMPANY

CASE NO. 2014-00372

**Response to Kentucky Cable Telecommunications Association's First Data Requests
Dated January 8, 2015**

Question No. 1-18

Responding Witness: Christopher M. Garrett

Q-1-18. Provide the costs in LG&E Account 593.

A-1-18. See the response to Question No. 1-19.

LOUISVILLE GAS AND ELECTRIC COMPANY

CASE NO. 2014-00372

**Response to Kentucky Cable Telecommunications Association's First Data Requests
Dated January 8, 2015**

Question No. 1-19

Responding Witness: Christopher M. Garrett

Q-1-19. Provide the data for all subaccounts of LG&E Account 593.

A-1-19. See attached.

Louisville Gas and Electric Company
Case No. 2014-00372
Account 593 Subaccount Detail
For the Twelve Months Ended 3/31/12 and 10/31/14

Account	Account Description	Twelve Months Ended 3/31/2012	Twelve Months Ended 10/31/2014
593001	MTCE-POLE/FIXT-DISTR	\$ 564,286.10	\$ 474,898.81
593002	MTCE-COND/DEVICE-DIS	12,405,176.47	15,693,712.02
593003	MTCE-SERVICES	537,875.42	383,448.98
593004	TREE TRIMMING	7,007,224.64	7,870,074.06
593005	MINOR EXEMPT EXPENSE	37,822.78	2,977.76
593904	TREE TRIMMING - INDIRECT	-	82,786.27
	Total FERC Account 593	<u>\$ 20,552,385.41</u>	<u>\$ 24,507,897.90</u>

LOUISVILLE GAS AND ELECTRIC COMPANY

CASE NO. 2014-00372

**Response to Kentucky Cable Telecommunications Association's First Data Requests
Dated January 8, 2015**

Question No. 1-20

Responding Witness: Christopher M. Garrett

Q-1-20. Provide the expenses in Accounts 920-931.

A-1-20. See the response to Question No. 1-21.

LOUISVILLE GAS AND ELECTRIC COMPANY

CASE NO. 2014-00372

**Response to Kentucky Cable Telecommunications Association's First Data Requests
Dated January 8, 2015**

Question No. 1-21

Responding Witness: Christopher M. Garrett

Q-1-21. Provide LG&E's administrative and general costs.

A-1-21. See attached.

Louisville Gas and Electric Company
Case No. 2014-00372
Administrative and General Costs - Accounts 900-935
For the Twelve Months Ended 3/31/12 and 10/31/14

Account	Account Description	Twelve Months Ended 3/31/2012			Twelve Months Ended 10/31/2014		
		Electric	Gas	Total	Electric	Gas	Total
901	SUPERVISION	\$ 1,017,837.61	\$ 832,776.38	\$ 1,850,613.99	\$ 1,095,473.74	\$ 896,296.88	\$ 1,991,770.62
902	METER READING EXPENSES	2,161,885.80	1,768,815.70	3,930,701.50	2,330,268.88	1,906,583.67	4,236,852.55
903	CUSTOMER RECORDS AND COLLECTION EXPENSES	5,334,272.18	4,364,163.26	9,698,435.44	5,603,337.55	4,584,542.64	10,187,880.19
904	UNCOLLECTIBLE ACCOUNTS	3,310,298.46	828,312.04	4,138,610.50	3,188,401.18	908,871.40	4,097,272.58
905	MISCELLANEOUS CUSTOMER ACCOUNTS EXPENSES	441,962.63	320,243.29	762,205.92	36,042.66	25,606.58	61,649.24
906	CUSTOMER SERVICE AND INFORMATIONAL EXPENSES	-	-	-	-	-	-
907	SUPERVISION	171,595.59	56,401.20	227,996.79	214,661.62	65,657.00	280,318.62
908	CUSTOMER ASSISTANCE EXPENSES	10,918,539.26	2,760,888.28	13,679,427.54	14,253,897.76	2,973,608.58	17,227,506.34
909	INFORMATIONAL AND INSTRUCTIONAL ADVERTISING EXPENSES	50,474.93	16,614.03	67,088.96	372,899.99	99,671.26	472,571.25
910	MISCELLANEOUS CUSTOMER SERVICE AND INFORMATIONAL EXPENSES	317,976.51	104,688.20	422,664.71	415,663.61	127,268.13	542,931.74
911	SUPERVISION	-	-	-	-	-	-
912	DEMONSTRATING AND SELLING EXPENSES	-	-	-	-	-	-
913	ADVERTISING EXPENSES	19,133.99	6,347.45	25,481.44	47,452.03	14,984.87	62,436.90
916	MISCELLANEOUS SALES EXPENSES	-	-	-	-	-	-
917	SALES EXPENSES	-	-	-	-	-	-
920	ADMINISTRATIVE AND GENERAL SALARIES	16,456,590.77	3,861,278.50	20,317,869.27	23,947,295.38	6,235,782.89	30,183,078.27
921	OFFICE SUPPLIES AND EXPENSES	5,348,736.70	1,253,646.88	6,602,383.58	5,668,568.74	1,436,409.57	7,104,978.31
922	ADMINISTRATIVE EXPENSES TRANSFERRED - CREDIT	(2,107,021.60)	(389,614.51)	(2,496,636.11)	(3,635,095.48)	(695,765.91)	(4,330,861.39)
923	OUTSIDE SERVICES EMPLOYED	5,267,224.05	1,156,536.37	6,423,760.42	15,502,713.59	3,239,051.99	18,741,765.58
924	PROPERTY INSURANCE	4,471,918.43	107,371.03	4,579,289.46	4,722,577.68	40,656.25	4,763,233.93
925	INJURIES AND DAMAGES	2,448,359.89	621,606.66	3,069,966.55	2,741,572.80	1,169,963.54	3,911,536.34
926	EMPLOYEE PENSIONS AND BENEFITS	37,074,584.33	9,315,870.13	46,390,454.46	26,999,944.86	6,755,990.00	33,755,934.86
927	FRANCHISE REQUIREMENTS	30,730.70	567,069.40	597,800.10	36,604.05	569,904.19	606,508.24
928	REGULATORY COMMISSION EXPENSES	1,173,366.01	236,218.75	1,409,584.76	768,241.77	104,875.40	873,117.17
929	DUPLICATE CHARGES - CREDIT	(153,700.96)	(527,144.28)	(680,845.24)	(270,393.89)	(487,166.35)	(757,560.24)
930.1	GENERAL ADVERTISING EXPENSES	520,853.64	205,863.59	726,717.23	780,551.68	332,926.44	1,113,478.12
930.2	MISCELLANEOUS GENERAL EXPENSES	2,363,430.05	282,071.98	2,645,502.03	2,956,518.47	345,286.15	3,301,804.62
931	RENTS	1,598,924.75	399,731.18	1,998,655.93	1,528,692.17	401,079.01	1,929,771.18
935	TRANSPORTATION EXPENSES	8,999,457.82	3,641,303.40	12,640,761.22	972,433.09	408,859.55	1,381,292.64
Total for Administrative and General Costs - Accounts 900-935		\$ 107,237,431.54	\$ 31,791,058.91	\$ 139,028,490.45	\$ 110,278,323.93	\$ 31,460,943.73	\$ 141,739,267.66

LOUISVILLE GAS AND ELECTRIC COMPANY

CASE NO. 2014-00372

**Response to Kentucky Cable Telecommunications Association's First Data Requests
Dated January 8, 2015**

Question No. 1-22

Responding Witness: Christopher M. Garrett

Q-1-22. Provide LG&E's gross investment in all plant.

A-1-22. LG&E's gross investment in plant as of March 31, 2012 is \$4,933,705,788.03 and \$6,268,420,953.90 as of October 31, 2014.

LOUISVILLE GAS AND ELECTRIC COMPANY

CASE NO. 2014-00372

**Response to Kentucky Cable Telecommunications Association's First Data Requests
Dated January 8, 2015**

Question No. 1-23

Responding Witness: Christopher M. Garrett

Q-1-23. Provide LG&E accumulated depreciation for all plant.

A-1-23. LG&E's accumulated depreciation as of March 31, 2012 is \$2,144,260,455.77
and \$2,406,013,060.80 as of October 31, 2014.

LOUISVILLE GAS AND ELECTRIC COMPANY

CASE NO. 2014-00372

**Response to Kentucky Cable Telecommunications Association's First Data Requests
Dated January 8, 2015**

Question No. 1-24

Responding Witness: Robert M. Conroy

Q-1-24. Provide the average rate for electric residential customers based on your forecasted data that would result if the Commission were to grant all of the Company's rate requests in this proceeding.

A-1-24. The average rate for electric residential customers proposed by the Company is \$0.10497 per kWh.

LOUISVILLE GAS AND ELECTRIC COMPANY

CASE NO. 2014-00372

**Response to Kentucky Cable Telecommunications Association's First Data Requests
Dated January 8, 2015**

Question No. 1-25

Responding Witness: Robert M. Conroy

Q-1-25. Provide the current number of electric residential customers.

A-1-25. LG&E provided service to 353,064 customers on its various residential tariffs during December 2014, the most recent month for which billing data is available.

LOUISVILLE GAS AND ELECTRIC COMPANY

CASE NO. 2014-00372

**Response to Kentucky Cable Telecommunications Association's First Data Requests
Dated January 8, 2015**

Question No. 1-26

Responding Witness: Robert M. Conroy

Q-1-26. Please provide the amount that an average LG&E residential customer's monthly electric bill would change from the amount forecasted by the Company for the test year if the Commission were to reduce LG&E's current annual pole attachment rates by \$1, \$2, \$3, or \$4 and the amount of that reduction were to be recovered from electric ratepayers. In making these calculations, assume that the Company's revenue requirement, as proposed by the Company, is unchanged. Please also assume that the pole attachment fee reductions are to be recovered from residential users in the same percentage that the Company's revenues are proposed to be recovered from residential customers (according to Ex. MJB-9, page 33, approximately 41%).

A-1-26. LG&E rejects the assumption provided in the question. Pole attachment revenues are allocated to residential customers on the basis of total utility plant, not on the basis of total revenue, the assumption in the question. Therefore, LG&E performed the requested analysis by increasing the residential revenue allocation by 51% of the reduction in pole attachment revenue as described. See Exhibit MJB-9, page 25 of 40, row 765 for the actual allocation.

LGE Current Pole Attachments	87,522
Percent of Pole Attachment revenue allocated to Residential:	51%

Suggested Change in Annual Pole Attachment Rates

Annual Rate Change	Annual Revenue Change	Revenue Change Allocated to Residential	Change in Residential Bill
\$ (1.00)	\$(87,522.00)	\$ 44,636.22	\$ 0.01
\$ (2.00)	\$(175,044.00)	\$ 89,272.44	\$ 0.02
\$ (3.00)	\$(262,566.00)	\$ 133,908.66	\$ 0.03
\$ (4.00)	\$(350,088.00)	\$ 178,544.88	\$ 0.04

LOUISVILLE GAS AND ELECTRIC COMPANY

CASE NO. 2014-00372

**Response to Kentucky Cable Telecommunications Association's First Data Requests
Dated January 8, 2015**

Question No. 1-27

Responding Witness: Robert M. Conroy

Q-1-27. Making the same assumptions as requested in DR No. 1-26, if the Commission were to reduce LG&E's current annual pole attachment rates by \$1, \$2, \$3, or \$4, what effect would it have on LG&E's overall rate of return?

A-1-27. Pole attachment revenue does not change LG&E's overall rate of return as filed in this case. To the extent miscellaneous revenues included in the revenue requirement change, the change is allocated to LG&E's retail customers and the filed overall rate of return remains the same.