

**COMMONWEALTH OF KENTUCKY
BEFORE THE PUBLIC SERVICE COMMISSION**

In the Matter of:

**AN EXAMINATION OF THE APPLICATION)
OF THE FUEL ADJUSTMENT CLAUSE OF) CASE NO.
KENTUCKY UTILITIES COMPANY FROM) 2013-00446
MAY 1, 2013 THROUGH OCTOBER 31, 2013)**


**RESPONSE OF
KENTUCKY UTILITIES COMPANY
TO
INFORMATION REQUESTED IN
APPENDIX OF COMMISSION'S ORDER
DATED FEBRUARY 7, 2014**

FILED: FEBRUARY 28, 2014


VERIFICATION

COMMONWEALTH OF KENTUCKY)
) SS:
COUNTY OF JEFFERSON)

The undersigned, **Robert M. Conroy**, being duly sworn, deposes and says that he is Director - Rates for LG&E and KU Services Company, and that he has personal knowledge of the matters set forth in the responses for which he is identified as the witness, and the answers contained therein are true and correct to the best of his information, knowledge and belief.


Robert M. Conroy

Subscribed and sworn to before me, a Notary Public in and before said County and State, this 27th day of February 2014.

 (SEAL)

Notary Public

My Commission Expires:

SUSAN M. WATKINS
~~Notary Public, State of Large, KY~~
My Commission Expires Mar. 19, 2017
Notary ID # 485723


VERIFICATION

COMMONWEALTH OF KENTUCKY)
) SS:
COUNTY OF JEFFERSON)

The undersigned, **Eileen L. Saunders**, being duly sworn, deposes and says that she is Director, Generation Services for LG&E and KU Services Company, and that she has personal knowledge of the matters set forth in the responses for which she is identified as the witness, and the answers contained therein are true and correct to the best of her information, knowledge and belief.


Eileen L. Saunders

Subscribed and sworn to before me, a Notary Public in and before said County and State, this 27th day of February 2014.

 (SEAL)

Notary Public

My Commission Expires:

SUSAN M. WATKINS
Notary Public, State at Large, KY
My Commission Expires Mar. 19, 2017
Notary ID # 485723

VERIFICATION


COMMONWEALTH OF KENTUCKY)
) SS:
COUNTY OF JEFFERSON)

The undersigned, **Charles R. Schram**, being duly sworn, deposes and says that he is Director – Energy Planning, Analysis and Forecasting for LG&E and KU Services Company, and that he has personal knowledge of the matters set forth in the foregoing testimony, and that the answers contained therein are true and correct to the best of his information, knowledge and belief.



Charles R. Schram

Subscribed and sworn to before me, a Notary Public in and before said County and State, this 27th day of February 2014.



(SEAL)

Notary Public


My Commission Expires:

SUSAN M. WATKINS
Notary Public, State at Large, KY
My Commission Expires Mar. 19, 2017
Notary ID # 485723

VERIFICATION


COMMONWEALTH OF KENTUCKY)
) SS:
COUNTY OF JEFFERSON)

The undersigned, **Mike Dotson**, being duly sworn, deposes and says that he is Manager - LG&E and KU Fuels for LG&E and KU Services Company, and that he has personal knowledge of the matters set forth in the responses for which he is identified as the witness, and the answers contained therein are true and correct to the best of his information, knowledge and belief.



Mike Dotson

Subscribed and sworn to before me, a Notary Public in and before said County and State, this 27th day of February 2014.



(SEAL)

Notary Public

My Commission Expires:

SUSAN M. WATKINS
Notary Public, State at Large, KY
My Commission Expires Mar. 19, 2017
Notary ID # 485723

KENTUCKY UTILITIES COMPANY

**Response to Information Requested in Appendix of
Commission's Order Dated February 7, 2014**

Case No. 2013-00446

Question No. 1

Witness: Mike Dotson

- Q-1. For the period from May 1, 2013, through October 31, 2013, list each vendor from whom coal was purchased and the quantities and the nature of each purchase (e.g., spot or contract). For the period under review in total, provide the percentage of purchases that were spot versus contract. For contract purchases, state whether the contract has been filed with the Commission. If no, explain why it has not been filed.
- A-1. See attached. The contracts have been filed with the Commission.

Attachment to Question No. 1
Page 1 of 1
Dotson

<u>PURCHASE</u> <u>VENDOR</u>	<u>PURCHASE</u> <u>TONNAGE</u>	<u>TYPE</u>
Alliance Coal LLC - J09002	136,353	Contract
Arch Coal Sales Company Inc. - J13003	196,392	Spot
Armstrong Coal Company - J07032	687,418	Contract
Armstrong Coal Company - J10009	601,709	Contract
Armstrong Coal Company - K11002	114,199	Contract
Coeclerici Coal Network - J13006	72,201	Spot
Consol - J12039	20,404	Spot
Cumerland Elkhorn Coal & Coke - J13007	22,666	Spot
Eagle River Coal LLC - J13028	38,393	Spot
Foresight Coal - J12005	257,954	Contract
Foresight Coal - J13027	200,292	Spot
Oxford Mining Company - Kentucky LLC - J12003	174,956	Contract
Patriot Coal Corporation - K11001	65,382	Contract
Patriot Coal Corporation - J12001	324,302	Contract
Patriot Coal Corporation - J13004	133,676	Contract
Peabody Coalsales, LLC - J12011	443,611	Contract
Peabody Coalsales, LLC - J13030	87,283	Spot
River Trading - J13032	15,903	Spot
Solar Sources - J12010	231,524	Contract
Triad Mining - J12009	339,988	Contract
Western Kentucky Minerals & Sun Energy Group - K13002	55,710	Contract
TOTAL	<u>4,220,318</u>	
	3,566,783	85% Contract
	<u>653,535</u>	15% Spot
	<u>4,220,318</u>	

KENTUCKY UTILITIES COMPANY

**Response to Information Requested in Appendix of
Commission's Order Dated February 7, 2014**

Case No. 2013-00446

Question No. 2

Witness: Robert M. Conroy

- Q-2. For the period from May 1, 2013, through October 31, 2013, list each vendor from whom natural gas was purchased for generation and the quantities and the nature of each purchase (e.g., spot or contract). For contract purchases, state whether the contract has been filed with the Commission. If no, explain why it has not been filed.
- A-2. Please see the attachment for the list of vendors, associated quantities, and the nature of the natural gas purchases. Please note that purchases from Louisville Gas and Electric Company are primarily for LG&E-owned coal and gas fired generation and purchases from Columbia Gas are for KU-owned generation served by the local distribution company; however, other natural gas purchases are made on an aggregate basis and not by utility ownership percentages of individual generating units. KU and LG&E have joint ownership in certain combustion turbine units. Trimble County Units 5 and 6 are owned 71% by KU and 29% by LG&E. Trimble County Units 7, 8, 9, and 10 are owned 63% by KU and 37% by LG&E. Brown Unit 5 and Paddy's Run Unit 13 are owned 47% by KU and 53% by LG&E. Brown Units 6 and 7 are owned 62% by KU and 38% by LG&E. Fuel expenses, not individual natural gas purchase transactions, are allocated to the Companies based on their respective ownership percentages.

Purchases from Louisville Gas and Electric Company's Gas Distribution Business are purchases made in accordance with a Special Contract under 807 KAR 5:011 Section 13.¹

¹ The Special Contract for Firm Gas Sales and Firm Transportation Service dated September 28, 2007 and effective April 11, 2008, between Louisville Gas and Electric Company, on behalf of its Gas Distribution Business, and Louisville Gas and Electric Company and Kentucky Utilities Company, on behalf of their Electric Generation Business, was approved by the Kentucky Public Service Commission in Case No. 2007-00449.

Natural Gas Purchases 5/1/2013 - 10/31/2013

<u>Purchase Vendor</u>	<u>Type</u>	<u>MMBTU</u>
Anadarko Trading	Spot	165,800
Associated Energy	Spot	25,816
Atmos Energy	Spot	107,500
BP Energy	Spot	239,569
Chevron NG	Spot	122,500
CIMA Energy	Spot	123,900
Citigroup Energy	Spot	224,253
Columbia Gas of KY	Spot*	9,596
Colonial Energy	Spot	196,321
Conoco-Phillips	Spot	87,400
Enbridge	Spot	81,000
EDF Trading	Spot	75,000
Gavilon	Spot	333,699
Hess Corporation	Spot	69,400
JLA Energy	Spot	237,700
JPMorgan Ventures	Spot	192,304
Laclede Energy	Spot	59,900
MacquarieCook Energy	Spot	196,038
Marathon Petroleum	Spot	1,600
NJR Energy Services	Spot	169,700
ONEOK Energy	Spot	39,000
Proliance Energy	Spot	1,000
Sempra Midstream	Spot	13,100
Sequent Energy	Spot	344,700
Shell Energy NA	Spot	104,900
Southwestern Energy Srvc	Spot	10,000
Tenaska Market Ventures	Spot	189,100
TVA	Spot	10,000
Total Gas & Power Mktg	Spot	57,300
Twin Eagle Energy Resources	Spot	40,500
Vitol Inc.	Spot	50,000
Tennessee Gas Pipeline	Imbalance Cashout	2,575
Louisville Gas and Electric	Special Contract*	496,509
	Total Voume	4,077,680

*-Local Distribution Company service, with no volume purchase commitments.

KENTUCKY UTILITIES COMPANY

**Response to Information Requested in Appendix of
Commission's Order Dated February 7, 2014**

Case No. 2013-00446

Question No. 3

Witness: Robert M. Conroy / Mike Dotson

Q-3. State whether KU engages in hedging activities for its coal or natural gas purchases used for generation. If yes, describe the hedging activities in detail.

A-3. KU does not engage in financial hedging activities for its coal purchases. KU does use physical hedging in contracting for coal. KU uses the following guidelines in utilization of coal under contract:

1 year out	90 – 100%
2 years out	80 – 95%
3 years out	40 – 90%
4 years out	30 - 70%
5 years out	10 - 50%
6 years out	0 - 30%

KU does not currently engage in hedging activities for natural gas purchases.

KENTUCKY UTILITIES COMPANY

**Response to Information Requested in Appendix of
Commission's Order Dated February 7, 2014**

Case No. 2013-00446

Question No. 4

Witness: Charles R. Schram / Mike Dotson

Q-4. For each generating station or unit for which a separate coal pile is maintained, state, for the period from May 1, 2013, through October 31, 2013, the actual amount of coal burned in tons, the actual amount of coal deliveries in tons, the total kWh generated, and the actual capacity factor at which the plant operated.

A-4. The information requested from May 1, 2013 to October 31, 2013 is shown in the table below:

Plant	Coal Burn (Tons)	Coal Receipts (Tons)	Net MWh	Capacity Factor (Net MWh/ (period hrs x MW rating)
E. W. Brown	686,046	766,786	1,393,012	46.3%
Ghent	3,155,307	3,032,785	6,518,318	76.4%
Green River	250,125	224,354	497,786	70.0%
Trimble County HS	N/A	1,678,753	N/A	N/A
Trimble County PRB	N/A	196,392	N/A	N/A
Trimble County 2	1,055,287	N/A	2,421,642	74.9%

Notes: 1 – Trimble County values reflect 100% of the unit. Trimble County 2 is owned by KU (60.75%), LG&E (14.25%), IMPA (12.88%), and IMEA (12.12%).

2 – The North American Electric Reliability Council Generation Availability Data System defines capacity factor as the value equal to the net MWh produced divided by the product of the hours in the period and the unit rating.

KENTUCKY UTILITIES COMPANY

**Response to Information Requested in Appendix of
Commission's Order Dated February 7, 2014**

Case No. 2013-00446

Question No. 5

Witness: Charles R. Schram

Q-5. List all firm power commitments for KU from May 1, 2013, through October 31, 2013, for (a) purchases and (b) sales. This list shall identify the electric utility, the amount of commitment in MW, and the purpose of the commitment (e.g., peaking, emergency).

A-5. a. Firm Purchases

The firm purchases from Ohio Valley Electric Corporation (OVEC) for the review period are shown in the table below. KU purchased its participation ratio (2.5%) of the OVEC released capacity for the months in question:

<u>Utility</u>	<u>Companies' Amt (MW)</u>	<u>KU Portion (MW)</u>	<u>Purpose</u>
OVEC (May 2013)	~ 121	~ 37	Baseload
OVEC (Jun 2013)	~ 157	~ 48	Baseload
OVEC (Jul 2013)	~ 155	~ 48	Baseload
OVEC (Aug 2013)	~ 155	~ 48	Baseload
OVEC (Sep 2013)	~ 135	~ 42	Baseload
OVEC (Oct 2013)	~ 144	~ 44	Baseload

b. Firm Sales

None.

KENTUCKY UTILITIES COMPANY

**Response to Information Requested in Appendix of
Commission's Order Dated February 7, 2014**

Case No. 2013-00446

Question No. 6

Witness: Robert M. Conroy

Q-6. Provide a monthly billing summary of sales to all electric utilities for the period May 1, 2013, through October 31, 2013.

A-6. See attached.



Month Ended: May-31-2013

Kentucky Utilities Company

Power Transaction Schedule

<u>COMPANY</u>	Type of Transaction	KWH	Billing Components			Total Charges(\$)
			Demand(\$)	Fuel Charges(\$)	Other Charges(\$)	
SALES						
AMERICAN ELECTRIC POWER SERVICE CORP.	AEP	Economy	26,000	\$ 1,046.66	\$ 374.16	\$ 1,420.82
AMEREN ENERGY MARKETING COMPANY	AMEM	Economy	58,000	\$ 2,037.57	\$ 728.39	\$ 2,765.96
BROOKFIELD ENERGY MARKETING INC.	BROOK	Economy	1,000	\$ 28.91	\$ 16.81	\$ 45.72
CARGILL- ALLIANT, LLC	CARG	Economy	560,000	\$ 22,231.91	\$ 7,947.44	\$ 30,179.35
ETC ENDURE	ETC	Economy	455,000	\$ 17,423.11	\$ 6,228.39	\$ 23,651.50
ILLINOIS MUNICIPAL ELECTRIC AGENCY	IMEA	Economy	5,000	\$ 163.27	\$ 58.36	\$ 221.63
INDIANA MUNICIPAL POWER AGENCY	IMPA	Economy	124,000	\$ 4,020.45	\$ 1,437.22	\$ 5,457.67
ENERGY IMBALANCE	IMBL	Economy	52,000	\$ 1,960.34	\$ 700.78	\$ 2,661.12
MIDWEST INDEPENDENT TRANSMISSION SYSTEM OPERATOR,	MISO	Economy	628,000	\$ 21,713.92	\$ 7,762.28	\$ 29,476.20
PJM INTERCONNECTION ASSOCIATION	PJM	Economy	1,110,000	\$ 37,217.76	\$ 13,304.57	\$ 50,522.33
TENASKA POWER SERVICES CO.	TPS	Economy	160,000	\$ 5,190.05	\$ 1,855.34	\$ 7,045.39
TENNESSEE VALLEY AUTHORITY	TVA	Economy	1,538,000	\$ 49,038.41	\$ 17,530.21	\$ 66,568.62
LOUISVILLE GAS & ELECTRIC	LGE	Economy	43,354,000	\$ 1,321,004.99	\$ 55,474.55	\$ 1,376,479.54
SUBTOTAL			48,071,000	\$ -	\$ 113,418.50	\$ 1,596,495.85
TOTAL SALES			48,071,000	\$ -	\$ 113,418.50	\$ 1,596,495.85

Energy Imbalance is used to supply energy for mismatch between scheduled delivery and actual loads that have occurred over an hour.



Month Ended: June-30-2013

Kentucky Utilities Company

Power Transaction Schedule

COMPANY	Type of Transaction	KWH	Billing Components			Total Charges(\$)
			Demand(\$)	Fuel Charges(\$)	Other Charges(\$)	
SALES						
AMERICAN ELECTRIC POWER SERVICE CORP.	AEP	Economy	26,000	\$ 633.88	\$ 362.77	\$ 996.65
CARGILL- ALLIANT, LLC	CARG	Economy	437,000	\$ 12,685.54	\$ 7,259.92	\$ 19,945.46
ETC ENDURE	ETC	Economy	380,000	\$ 10,909.63	\$ 6,243.56	\$ 17,153.19
EXCELON GENERATION COMPANY, LLC	EXEL	Economy	32,000	\$ 1,020.20	\$ 583.86	\$ 1,604.06
ILLINOIS MUNICIPAL ELECTRIC AGENCY	IMEA	Economy	31,000	\$ 1,945.02	\$ 1,113.13	\$ 3,058.15
INDIANA MUNICIPAL POWER AGENCY	IMPA	Economy	47,000	\$ 2,731.18	\$ 1,563.05	\$ 4,294.23
ENERGY IMBALANCE	IMBL	Economy	74,000	\$ 1,743.92	\$ 998.04	\$ 2,741.96
MIDWEST INDEPENDENT TRANSMISSION SYSTEM OPERATOR,	MISO	Economy	124,000	\$ 2,958.56	\$ 1,693.17	\$ 4,651.73
PJM INTERCONNECTION ASSOCIATION	PJM	Economy	1,946,000	\$ 55,814.50	\$ 31,942.57	\$ 87,757.07
TENASKA POWER SERVICES CO.	TPS	Economy	219,000	\$ 6,311.32	\$ 3,611.97	\$ 9,923.29
TENNESSEE VALLEY AUTHORITY	TVA	Economy	3,527,000	\$ 97,732.76	\$ 55,932.37	\$ 153,665.13
LOUISVILLE GAS & ELECTRIC	LGE	Economy	33,917,000	\$ 1,005,083.31	\$ 42,955.92	\$ 1,048,039.23
SUBTOTAL			40,760,000	\$ -	\$ 154,260.33	\$ 1,353,830.15
TOTAL SALES			40,760,000	\$ -	\$ 154,260.33	\$ 1,353,830.15

Energy Imbalance is used to supply energy for mismatch between scheduled delivery and actual loads that have occurred over an hour.



Month Ended: July-31-2013

Kentucky Utilities Company

Power Transaction Schedule

<u>COMPANY</u>	Type of Transaction	KWH	Billing Components			Total Charges(\$)
			Demand(\$)	Fuel Charges(\$)	Other Charges(\$)	
<u>SALES</u>						
AMERICAN ELECTRIC POWER SERVICE CORP.	AEP	Economy	9,000	\$ 249.67	\$ 195.98	\$ 445.65
CARGILL- ALLIANT, LLC	CARG	Economy	977,000	\$ 26,284.87	\$ 20,632.58	\$ 46,917.45
ETC ENDURE	ETC	Economy	227,000	\$ 5,329.18	\$ 4,183.20	\$ 9,512.38
ILLINOIS MUNICIPAL ELECTRIC AGENCY	IMEA	Economy	175,000	\$ 544.64	\$ 427.53	\$ 972.17
INDIANA MUNICIPAL POWER AGENCY	IMPA	Economy	45,000	\$ 1,220.87	\$ 958.33	\$ 2,179.20
ENERGY IMBALANCE	IMBL	Economy	55,000	\$ 1,104.71	\$ 867.16	\$ 1,971.87
MIDWEST INDEPENDENT TRANSMISSION SYSTEM OPERATOR, INC.	MISO	Economy	299,000	\$ 6,157.15	\$ 4,833.12	\$ 10,990.27
PJM INTERCONNECTION ASSOCIATION	PJM	Economy	3,714,000	\$ 103,563.36	\$ 81,293.09	\$ 184,856.45
TENASKA POWER SERVICES CO.	TPS	Economy	244,000	\$ 5,057.52	\$ 3,969.95	\$ 9,027.47
TENNESSEE VALLEY AUTHORITY	TVA	Economy	1,123,000	\$ 25,374.23	\$ 19,917.77	\$ 45,292.00
LOUISVILLE GAS & ELECTRIC	LGE	Economy	28,824,000	\$ 862,535.28	\$ 19,467.59	\$ 882,002.87
SUBTOTAL			<u>35,692,000</u>	<u>\$ -</u>	<u>\$ 1,037,421.48</u>	<u>\$ 1,194,167.78</u>
TOTAL SALES			<u>35,692,000</u>	<u>\$ -</u>	<u>\$ 1,037,421.48</u>	<u>\$ 1,194,167.78</u>

Energy Imbalance is used to supply energy for mismatch between scheduled delivery and actual loads that have occurred over an hour.



Month Ended: August-31-2013

Kentucky Utilities Company

Power Transaction Schedule

<u>COMPANY</u>	Type of Transaction	KWH	Billing Components			Total Charges(\$)
			Demand(\$)	Fuel Charges(\$)	Other Charges(\$)	
<u>SALES</u>						
CARGILL- ALLIANT, LLC	CARG	Economy	60,000	\$ 1,988.72	\$ 815.41	\$ 2,804.13
ETC ENDURE	ETC	Economy	38,000	\$ 1,277.93	\$ 523.98	\$ 1,801.91
ILLINOIS MUNICIPAL ELECTRIC AGENCY	IMEA	Economy	198,000	\$ 128.74	\$ 70.65	\$ 199.39
INDIANA MUNICIPAL POWER AGENCY	IMPA	Economy	25,000	\$ 128.74	\$ 70.65	\$ 199.39
ENERGY IMBALANCE	IMBL	Economy	47,000	\$ 1,237.95	\$ 507.59	\$ 1,745.54
MIDWEST INDEPENDENT TRANSMISSION SYSTEM C	MISO	Economy	136,000	\$ 4,821.81	\$ 1,977.05	\$ 6,798.86
PJM INTERCONNECTION ASSOCIATION	PJM	Economy	342,000	\$ 10,824.12	\$ 4,438.13	\$ 15,262.25
TENASKA POWER SERVICES CO.	TPS	Economy	14,000	\$ 440.31	\$ 180.54	\$ 620.85
TENNESSEE VALLEY AUTHORITY	TVA	Economy	247,000	\$ 7,981.64	\$ 3,272.65	\$ 11,254.29
LOUISVILLE GAS & ELECTRIC	LGE	Economy	18,766,000	\$ 569,592.95	\$ 18,796.29	\$ 588,389.24
SUBTOTAL			19,873,000	\$ -	\$ 30,652.94	\$ 629,075.85
TOTAL SALES			19,873,000	\$ -	\$ 30,652.94	\$ 629,075.85

Energy Imbalance is used to supply energy for mismatch between scheduled delivery and actual loads that have occurred over an hour.



Month Ended: September-30-2013

Kentucky Utilities Company

Power Transaction Schedule

<u>COMPANY</u>	Type of Transaction	KWH	Billing Components			Total Charges(\$)
			Demand(\$)	Fuel Charges(\$)	Other Charges(\$)	
<u>SALES</u>						
CARGILL- ALLIANT, LLC	CARG	Economy	261,000	\$ 13,371.62	\$ 6,363.66	\$ 19,735.28
ETC ENDURE	ETC	Economy	210,000	\$ 6,823.40	\$ 3,247.31	\$ 10,070.71
ILLINOIS MUNICIPAL ELECTRIC AGENCY	IMEA	Economy	198,000	\$ 1,093.98	\$ 547.63	\$ 1,641.61
INDIANA MUNICIPAL POWER AGENCY	IMPA	Economy	63,000	\$ 2,200.03	\$ 1,047.01	\$ 3,247.04
ENERGY IMBALANCE	IMBL	Economy	151,000	\$ 4,306.96	\$ 2,181.54	\$ 6,488.50
MIDWEST INDEPENDENT TRANSMISSION SYSTEM OPERATOR, INC.	MISO	Economy	520,000	\$ 20,903.31	\$ 9,948.08	\$ 30,851.39
PJM INTERCONNECTION ASSOCIATION	PJM	Economy	370,000	\$ 15,519.33	\$ 7,385.78	\$ 22,905.11
TENASKA POWER SERVICES CO.	TPS	Economy	23,000	\$ 619.38	\$ 310.05	\$ 929.43
TENNESSEE VALLEY AUTHORITY	TVA	Economy	428,000	\$ 12,824.64	\$ 6,103.35	\$ 18,927.99
LOUISVILLE GAS & ELECTRIC	LGE	Economy	12,268,000	\$ 380,719.87	\$ 11,138.34	\$ 391,858.21
SUBTOTAL			14,492,000	\$ -	\$ 48,272.75	\$ 506,655.27
TOTAL SALES			14,492,000	\$ -	\$ 48,272.75	\$ 506,655.27

Energy Imbalance is used to supply energy for mismatch between scheduled delivery and actual loads that have occurred over an hour.



Month Ended: October-31-2013

Kentucky Utilities Company

Power Transaction Schedule

<u>COMPANY</u>	Type of Transaction	KWH	Billing Components			Total Charges(\$)
			Demand(\$)	Fuel Charges(\$)	Other Charges(\$)	
<u>SALES</u>						
BROOKFIELD ENERGY MARKETING INC.	BROOK	Economy	61,000	\$ 1,442.86	\$ 613.53	\$ 2,056.39
CARGILL- ALLIANT, LLC	CARG	Economy	2,043,000	\$ 57,550.27	\$ 24,471.41	\$ 82,021.68
ETC ENDURE	ETC	Economy	1,719,000	\$ 46,725.36	\$ 19,868.47	\$ 66,593.83
ILLINOIS MUNICIPAL ELECTRIC AGENCY	IMEA	Economy	140,000	\$ 4,069.26	\$ 1,730.32	\$ 5,799.58
INDIANA MUNICIPAL POWER AGENCY	IMPA	Economy	174,000	\$ 5,049.39	\$ 2,147.09	\$ 7,196.48
ENERGY IMBALANCE	IMBL	Economy	441,000	\$ 11,397.91	\$ 4,846.60	\$ 16,244.51
MIDWEST INDEPENDENT TRANSMISSION SYSTEM OPERATOR, INC.	MISO	Economy	3,368,000	\$ 98,827.00	\$ 42,023.02	\$ 140,850.02
PJM INTERCONNECTION ASSOCIATION	PJM	Economy	10,694,000	\$ 285,867.65	\$ 121,556.05	\$ 407,423.70
TENASKA POWER SERVICES CO.	TPS	Economy	652,000	\$ 16,474.95	\$ 7,005.44	\$ 23,480.39
TENNESSEE VALLEY AUTHORITY	TVA	Economy	657,000	\$ 18,365.77	\$ 7,809.45	\$ 26,175.22
LOUISVILLE GAS & ELECTRIC	LGE	Economy	62,918,000	\$ 1,589,762.80	\$ 12,753.89	\$ 1,602,516.69
SUBTOTAL			82,867,000	\$ -	\$ 244,825.27	\$ 2,380,358.49
TOTAL SALES			82,867,000	\$ -	\$ 244,825.27	\$ 2,380,358.49

Energy Imbalance is used to supply energy for mismatch between scheduled delivery and actual loads that have occurred over an hour.

KENTUCKY UTILITIES COMPANY

**Response to Information Requested in Appendix of
Commission's Order Dated February 7, 2014**

Case No. 2013-00446

Question No. 7

Witness: Eileen Saunders

Q-7. List KU's scheduled, actual, and forced outages from May 1, 2013, through October 31, 2013.

A-7. See attached.

Kentucky Utilities Company
 E. W. Brown Unit 1 - Coal - 106 MW
 In-service May 1957
 May 2013 through October 2013

Schedule vs. Actual

MONTH	MAINTENANCE				HOURS OF DURATION			REASON FOR DEVIATION FROM SCHEDULED MAINTENANCE OR REASON FOR FORCED OUTAGE AS APPROPRIATE
	Scheduled		Actual		Scheduled	Forced	Actual	
	FROM	TO	FROM	TO				
May	No Outages > or = 6 Hours							
June	No Outages > or = 6 Hours							
July	S	7/24/2013 8:39	7/26/2013 16:00	7/24/2013 8:39	7/26/2013 16:00	55:21	55:21	Turbine Control Valves
August	F			8/23/2013 1:29	8/24/2013 21:38	44:09		First Superheater Leaks
September	No Outages > or = 6 Hours							
October	F			10/9/2013 10:21	10/9/2013 23:41	13:20		Generator Cooler Leak
	S	10/16/2013 20:19	10/18/2013 14:30	10/16/2013 20:19	10/18/2013 14:30	42:11	42:11	Wet FGD - Ducting

Report dates of forced outage in columns headed Actual

Kentucky Utilities Company
 E. W. Brown Unit 2 - Coal - 166 MW
 In-service June 1963
 May 2013 through October 2013

Schedule vs. Actual

MONTH	MAINTENANCE				HOURS OF DURATION			REASON FOR DEVIATION FROM SCHEDULED MAINTENANCE OR REASON FOR FORCED OUTAGE AS APPROPRIATE
	Scheduled		Actual		Scheduled	Forced	Actual	
	FROM	TO	FROM	TO				
May	No Outages > or = 6 Hours							
June	F		6/16/2013 10:59	6/17/2013 1:59	15:00			Furnace Wall Leaks
	F		6/25/2013 8:00	6/26/2013 5:16	21:16			Feedwater Piping and Supports
July	S	7/28/2013 8:49	7/28/2013 20:20	7/28/2013 8:49	7/28/2013 20:20	11:31	11:31	Electrostatic Precipitator Problems
August	No Outages > or = 6 Hours							
September	S	9/3/2013 9:31	9/4/2013 18:15	9/3/2013 9:31	9/4/2013 18:15	32:44	32:44	Electrostatic Precipitator Field Out Of Service
	F			9/5/2013 7:40	9/5/2013 22:31	14:51		Cems - Certification And Recertification
	F			9/6/2013 11:48	9/7/2013 2:51	15:03		Feedwater Valves
October	F			10/28/2013 9:34	10/30/2013 23:06	61:32		Primary Air Ducts And Dampers

Report dates of forced outage in columns headed Actual

Kentucky Utilities Company
 E. W. Brown Unit 3 - Coal - 412 MW
 In-service July 1971
 May 2013 through October 2013

Schedule vs. Actual

MONTH	MAINTENANCE					HOURS OF DURATION			REASON FOR DEVIATION FROM SCHEDULED MAINTENANCE OR REASON FOR FORCED OUTAGE AS APPROPRIATE
	Scheduled		Actual		Scheduled	Forced	Actual		
	FROM	TO	FROM	TO					
May	S	5/3/2013 8:52	5/5/2013 11:19	5/3/2013 8:52	5/5/2013 11:19	50:27		50:27	Burners
June	S	6/28/2013 21:24	7/2/2013 10:28	6/28/2013 21:24	7/2/2013 10:28	85:04		85:04	High Pressure Heater Tube Leaks
July	F			7/17/2013 20:02	7/21/2013 22:59			98:57	First Reheater Leaks
August	F			8/10/2013 0:19	8/15/2013 6:00			125:41	First Reheater Leaks
	F			8/30/2013 22:20	----->			25:40	Flue Gas Expansion Joints
September	F			----->	9/1/2013 22:23			22:23	" " " "
October	S	10/12/2013 0:00	10/21/2013 0:00	10/12/2013 11:14	10/21/2013 21:41	216:00		226:27	Burners

Report dates of forced outage in columns headed Actual

Kentucky Utilities Company
 Ghent Unit 1 - Coal - 479 MW
 In-service February 1974
 May 2013 through October 2013

Schedule vs. Actual

MONTH	MAINTENANCE				HOURS OF DURATION			REASON FOR DEVIATION FROM SCHEDULED MAINTENANCE OR REASON FOR FORCED OUTAGE AS APPROPRIATE	
	Scheduled		Actual		Scheduled	Forced	Actual		
	FROM	TO	FROM	TO					
May	No Outages > or = 6 Hours								
June	No Outages > or = 6 Hours								
July	No Outages > or = 6 Hours								
August	No Outages > or = 6 Hours								
September	S	9/13/2013 7:53	9/14/2013 18:30	9/13/2013 7:53	9/14/2013 18:30	34:37		34:37	Furnace Wall Leaks
October	No Outages > or = 6 Hours								

Report dates of forced outage in columns headed Actual

Kentucky Utilities Company
 Ghent Unit 2 - Coal - 495 MW
 In-service April 1977
 May 2013 through October 2013

Schedule vs. Actual

MONTH	MAINTENANCE				HOURS OF DURATION			REASON FOR DEVIATION FROM SCHEDULED MAINTENANCE OR REASON FOR FORCED OUTAGE AS APPROPRIATE
	Scheduled		Actual		Scheduled	Forced	Actual	
	FROM	TO	FROM	TO				
May	S	----->	5/1/2013 5:01	4/26/2013 22:30	5/1/2013 5:01	5:01	5:01	Boiler Inspections - Scheduled or Routine
June	No Outages > or = 6 Hours							
July	S	7/10/2013 22:57	7/14/2013 10:30	7/10/2013 22:57	7/14/2013 10:30	83:33	83:33	Second Superheater Leaks
August	S	8/26/2013 22:28	8/27/2013 23:20	8/26/2013 22:28	8/27/2013 23:20	24:52	24:52	Furnace Wall Leaks
September	F			9/22/2013 15:24	9/24/2013 8:16		40:52	Piping System
October	No Outages > or = 6 Hours							

Report dates of forced outage in columns headed Actual

Kentucky Utilities Company
 Ghent Unit 3 - Coal - 489 MW
 In-service May 1981
 May 2013 through October 2013

Schedule vs. Actual

MONTH	MAINTENANCE					HOURS OF DURATION			REASON FOR DEVIATION FROM SCHEDULED MAINTENANCE OR REASON FOR FORCED OUTAGE AS APPROPRIATE
	Scheduled		Actual			Scheduled	Forced	Actual	
	FROM	TO	FROM	TO					
May	S	5/23/2013 23:50	5/27/2013 9:05	5/23/2013 23:50	5/27/2013 9:05	81:15		81:15	Air Heater Fouling (Regenerative)
	S	5/31/2013 22:35	----->	5/31/2013 22:35	----->	1:25		1:25	Air Heater Soot Blower
June	S	----->	6/2/2013 18:59	----->	6/2/2013 18:59	42:59		42:59	" " " "
July	No Outages > or = 6 Hours								
August	No Outages > or = 6 Hours								
September	No Outages > or = 6 Hours								
October	S	10/10/2013 23:05	10/12/2013 18:50	10/10/2013 23:05	10/12/2013 18:50	43:45		43:45	Induced Draft Fans
	S	10/26/2013 0:00	----->	10/25/2013 20:43	11/13/2013 6:49	144:00		147:17	Minor Boiler Overhaul (less than 720 Hours)

Report dates of forced outage in columns headed Actual

Kentucky Utilities Company
 Ghent Unit 4 - Coal - 469 MW
 In-service August 1984
 May 2013 through October 2013

Schedule vs. Actual

MONTH	MAINTENANCE					HOURS OF DURATION			REASON FOR DEVIATION FROM SCHEDULED MAINTENANCE OR REASON FOR FORCED OUTAGE AS APPROPRIATE
	Scheduled		Actual		Scheduled	Forced	Actual		
	FROM	TO	FROM	TO					
May	S	5/3/2013 22:24	5/7/2013 22:48	5/3/2013 22:24	5/7/2013 22:48	96:24		96:24	Air Heater Fouling (Regenerative)
	S	5/17/2013 23:07	5/18/2013 16:32	5/17/2013 23:07	5/18/2013 16:32	17:25		17:25	Furnace Wall Leaks
June	No Outages > or = 6 Hours								
July	F			7/12/2013 4:36	7/19/2013 16:11			179:35	Cooling Tower
August	S	8/19/2013 4:10	8/19/2013 18:06	8/19/2013 4:10	8/19/2013 18:06	13:56		13:56	First Superheater Leaks
September	S	9/28/2013 0:00	----->	9/27/2013 22:07	----->	72:00		73:53	Boiler Inspections - Scheduled or Routine
October	S	----->	10/14/2013 0:00	----->	10/11/2013 15:27	312:00		255:27	" " " "
	F			10/14/2013 3:42	10/15/2013 2:15			22:33	Economizer Leaks

Report dates of forced outage in columns headed Actual

Kentucky Utilities Company
 Green River Unit 3 - Coal - 68 MW
 In-service April 1954
 May 2013 through October 2013

Schedule vs. Actual

MONTH	MAINTENANCE				HOURS OF DURATION			REASON FOR DEVIATION FROM SCHEDULED MAINTENANCE OR REASON FOR FORCED OUTAGE AS APPROPRIATE	
	Scheduled		Actual		Scheduled	Forced	Actual		
	FROM	TO	FROM	TO					
May	S	5/5/2013 0:35	5/5/2013 15:05	5/5/2013 0:35	5/5/2013 15:05	14:30		14:30	Headers and Caps
	F			5/5/2013 15:05	5/6/2013 0:20		9:15		Furnace Wall Leaks
June	S	6/29/2013 16:00	6/30/2013 12:36	6/29/2013 16:00	6/30/2013 12:36	20:36		20:36	Generating Tube Leaks
July	No Outages > or = 6 Hours								
August	No Outages > or = 6 Hours								
September	S	9/26/2013 13:20	9/27/2013 3:47	9/26/2013 13:20	9/27/2013 3:47	14:27		14:27	Headers and Caps
October	S	10/12/2013 0:00	10/21/2013 0:00	10/11/2013 22:52	10/18/2013 23:29	216:00		168:37	Minor Boiler Overhaul (less than 720 Hours)

Report dates of forced outage in columns headed Actual

Kentucky Utilities Company
 Green River Unit 4 - Coal - 95 MW
 In-service July 1959
 May 2013 through October 2013

Schedule vs. Actual

MONTH	MAINTENANCE				HOURS OF DURATION			REASON FOR DEVIATION FROM SCHEDULED MAINTENANCE OR REASON FOR FORCED OUTAGE AS APPROPRIATE		
	Scheduled		Actual		Scheduled	Forced	Actual			
	FROM	TO	FROM	TO						
May	F			5/16/2013 14:49	5/17/2013 21:41			30:52	Second Superheater Leaks	
June	F			6/16/2013 5:13	6/17/2013 17:19			36:06	Second Superheater Leaks	
July	F			7/20/2013 3:04	7/21/2013 13:46			34:42	Second Superheater Leaks	
	F			7/28/2013 0:05	7/28/2013 18:30			18:25	Second Superheater Leaks	
August	S	8/14/2013 10:19	8/15/2013 18:30	8/14/2013 10:19	8/15/2013 18:30			32:11	32:11	Desuperheater/Attemperator Valves
September	F			9/5/2013 21:41	9/6/2013 23:04			25:23		Second Superheater Leaks
	S	9/20/2013 23:47	9/21/2013 15:22	9/20/2013 23:47	9/21/2013 15:22			15:35	15:35	Second Superheater Leaks
October		No Outages > or = 6 Hours								

Report dates of forced outage in columns headed Actual

Kentucky Utilities Company
 Trimble County Unit #2 - Coal - 549 MW (75% ownership share of 732 MW jointly owned with LG&E)
 In-service January 2011
 May 2013 through October 2013

Schedule vs Actual

MONTH	MAINTENANCE				HOURS OF DURATION			REASON FOR DEVIATION FROM SCHEDULED MAINTENANCE OR REASON FOR FORCED OUTAGE AS APPROPRIATE	
	Scheduled		Actual		Scheduled	Forced	Actual		
	FROM	TO	FROM	TO					
May	S	----->	----->	3/24/2013 5:47	5/30/2013 5:30	744:00		701:30	Turbine - Lube Oil System
	F			5/30/2013 5:30	5/30/2013 13:10		7:40		Steam Turbine
	F			5/30/2013 13:10	----->		34:50		Generator
June	F	----->			6/2/2013 13:09		37:09		" " " "
	F			6/2/2013 14:30	6/2/2013 22:45		8:15		Exciter
	F			6/3/2013 0:21	6/3/2013 8:32		8:11		Operating Procedure
	F			6/3/2013 8:32	6/5/2013 16:52		56:20		Furnace Wall Leaks
July	No outages > or = 6 hours								
August	No outages > or = 6 hours								
September	S	9/12/2013 19:17	9/16/2013 15:57	9/12/2013 19:17	9/16/2013 15:57	92:40		92:40	Primary Air Heater Fouling
October	F			10/27/2013 7:00	10/27/2013 17:05		10:05		Igniters

Report dates of forced outage in columns headed Actual

Kentucky Utilities Company
 E. W. Brown 5 - Gas CT - 112 MW (jointly owned with LG&E)
 In-service June 2001
 May 2013 through October 2013

Schedule vs. Actual

MONTH	MAINTENANCE				HOURS OF DURATION			REASON FOR DEVIATION FROM SCHEDULED MAINTENANCE OR REASON FOR FORCED OUTAGE AS APPROPRIATE
	Scheduled		Actual		Scheduled	Forced	Actual	
	FROM	TO	FROM	TO				

May	No Outages > or = 6 Hours
June	No Outages > or = 6 Hours
July	No Outages > or = 6 Hours
August	No Outages > or = 6 Hours
September	No Outages > or = 6 Hours
October	No Outages > or = 6 Hours

Kentucky Utilities Company
 E. W. Brown 6 - Gas CT - 146 MW (jointly owned with LG&E)
 In-service August 1999
 May 2013 through October 2013

Schedule vs. Actual

MONTH	MAINTENANCE				HOURS OF DURATION			REASON FOR DEVIATION FROM SCHEDULED MAINTENANCE OR REASON FOR FORCED OUTAGE AS APPROPRIATE	
	Scheduled		Actual		Scheduled	Forced	Actual		
	FROM	TO	FROM	TO					
May	S	5/13/2013 12:48	5/13/2013 19:06	5/13/2013 12:48	5/13/2013 19:06	6:18		6:18	Generator Bus Duct Cooling System
June		No Outages > or = 6 Hours							
July		No Outages > or = 6 Hours							
August		No Outages > or = 6 Hours							
September		No Outages > or = 6 Hours							
October	S	10/29/2013 6:35	10/29/2013 13:06	10/29/2013 6:35	10/29/2013 13:06	6:31		6:31	Pilot Fuel Piping And Valves

Report dates of forced outage in columns headed Actual

Kentucky Utilities Company
 E. W. Brown 7 - Gas CT - 146 MW (jointly owned with LG&E)
 In-service August 1999
 May 2013 through October 2013

Schedule vs. Actual

MONTH	MAINTENANCE				HOURS OF DURATION			REASON FOR DEVIATION FROM SCHEDULED MAINTENANCE OR REASON FOR FORCED OUTAGE AS APPROPRIATE
	Scheduled		Actual		Scheduled	Forced	Actual	
	FROM	TO	FROM	TO				
May	No Outages > or = 6 Hours							
June	No Outages > or = 6 Hours							
July	F		7/14/2013 12:30	7/15/2013 14:06	25:36			Gas Fuel System with controls and instruments
	S	7/22/2013 5:30	7/22/2013 12:00	7/22/2013 5:30	7/22/2013 12:00	6:30	6:30	Gas Fuel System with controls and instruments
August	No Outages > or = 6 Hours							
September	No Outages > or = 6 Hours							
October	No Outages > or = 6 Hours							

Report dates of forced outage in columns headed Actual

Kentucky Utilities Company
 E. W. Brown 8 - Gas CT - 102 MW
 In-service February 1995
 May 2013 through October 2013

Schedule vs. Actual

MONTH	MAINTENANCE				HOURS OF DURATION			REASON FOR DEVIATION FROM SCHEDULED MAINTENANCE OR REASON FOR FORCED OUTAGE AS APPROPRIATE
	Scheduled		Actual		Scheduled	Forced	Actual	
	FROM	TO	FROM	TO				
May	S	----->	5/6/2013 13:14	4/26/2013 4:50	5/6/2013 13:14	133:14	133:14	Gas Turbine - Combustor Liner
June		No Outages > or = 6 Hours						
July		No Outages > or = 6 Hours						
August		No Outages > or = 6 Hours						
September		No Outages > or = 6 Hours						
October		No Outages > or = 6 Hours						

Report dates of forced outage in columns headed Actual

Kentucky Utilities Company
 E. W. Brown 9 - Gas CT - 102 MW
 In-service January 1995
 May 2013 through October 2013

Schedule vs. Actual

MONTH	MAINTENANCE				HOURS OF DURATION			REASON FOR DEVIATION FROM SCHEDULED MAINTENANCE OR REASON FOR FORCED OUTAGE AS APPROPRIATE
	Scheduled		Actual		Scheduled	Forced	Actual	
	FROM	TO	FROM	TO				
May	No Outages > or = 6 Hours							
June	No Outages > or = 6 Hours							
July	No Outages > or = 6 Hours							
August	No Outages > or = 6 Hours							
September	9/28/2013 0:00	----->			72:00		0:00	Major Gas Turbine Overhaul
October	S	----->	----->	10/1/2013 4:55	11/24/2013 18:09	744:00	739:05	" " " "

Report dates of forced outage in columns headed Actual

Kentucky Utilities Company
 E. W. Brown 10 - Gas CT - 102 MW
 In-service December 1995
 May 2013 through October 2013

Schedule vs. Actual

MONTH	MAINTENANCE				HOURS OF DURATION			REASON FOR DEVIATION FROM SCHEDULED MAINTENANCE OR REASON FOR FORCED OUTAGE AS APPROPRIATE
	Scheduled		Actual		Scheduled	Forced	Actual	
	FROM	TO	FROM	TO				

May	No Outages > or = 6 Hours
June	No Outages > or = 6 Hours
July	No Outages > or = 6 Hours
August	No Outages > or = 6 Hours
September	No Outages > or = 6 Hours
October	No Outages > or = 6 Hours

Report dates of forced outage in columns headed Actual

Kentucky Utilities Company
 E. W. Brown 11 - Gas CT - 102 MW
 In-service May 1996
 May 2013 through October 2013

Schedule vs. Actual

MONTH	MAINTENANCE				HOURS OF DURATION			REASON FOR DEVIATION FROM SCHEDULED MAINTENANCE OR REASON FOR FORCED OUTAGE AS APPROPRIATE
	Scheduled		Actual		Scheduled	Forced	Actual	
	FROM	TO	FROM	TO				

May	No Outages > or = 6 Hours
June	No Outages > or = 6 Hours
July	No Outages > or = 6 Hours
August	No Outages > or = 6 Hours
September	No Outages > or = 6 Hours
October	No Outages > or = 6 Hours

Report dates of forced outage in columns headed Actual

Kentucky Utilities Company
 Haefling 1 - Gas CT - 12 MW
 In-service October 1970
 May 2013 through October 2013

Schedule vs. Actual

MONTH	MAINTENANCE				HOURS OF DURATION			REASON FOR DEVIATION FROM SCHEDULED MAINTENANCE OR REASON FOR FORCED OUTAGE AS APPROPRIATE
	Scheduled		Actual		Scheduled	Forced	Actual	
	FROM	TO	FROM	TO				

May	No Outages > or = 6 Hours								
June	S	6/4/2013 6:54	6/4/2013 16:25	6/4/2013 6:54	6/4/2013 16:25	9:31		9:31	Gas Turbine - Boroscope Inspection
July	No Outages > or = 6 Hours								
August	No Outages > or = 6 Hours								
September	No Outages > or = 6 Hours								
October	No Outages > or = 6 Hours								

No Outages > or = 6 Hours
 →

Kentucky Utilities Company
 Haefling 2 - Gas CT - 12 MW
 In-service October 1970
 May 2013 through October 2013

Schedule vs. Actual

MONTH	MAINTENANCE				HOURS OF DURATION			REASON FOR DEVIATION FROM SCHEDULED MAINTENANCE OR REASON FOR FORCED OUTAGE AS APPROPRIATE
	Scheduled		Actual		Scheduled	Forced	Actual	
	FROM	TO	FROM	TO				

May		No Outages > or = 6 Hours						
June	S	6/5/2013 6:14	6/5/2013 15:33	6/5/2013 6:14	6/5/2013 15:33	9:19	9:19	Gas Turbine - Boroscope Inspection
July	F			7/16/2013 21:00	7/22/2013 10:08		133:08	Gas Turbine - Turning Gear And Motor
August		No Outages > or = 6 Hours						
September		No Outages > or = 6 Hours						
October		No Outages > or = 6 Hours						

Report dates of forced outage in columns headed Actual

Kentucky Utilities Company
 Haefling 3 - Gas CT - 12 MW
 In-service October 1970
 May 2013 through October 2013

Schedule vs. Actual

MONTH	MAINTENANCE					HOURS OF DURATION			REASON FOR DEVIATION FROM SCHEDULED MAINTENANCE OR REASON FOR FORCED OUTAGE AS APPROPRIATE
	Scheduled		Actual			Scheduled	Forced	Actual	
	FROM	TO	FROM	TO					
May	No Outages > or = 6 Hours								
June	S	6/6/2013 6:14	6/7/2013 14:00	6/6/2013 6:14	6/7/2013 14:00	31:46		31:46	Gas Turbine - Boroscope Inspection
	F			6/7/2013 14:00	----->		562:00		Jet Engine - High Pressure Turbine Blades/buckets
July	F			----->	----->		744:00		" " " " "
August	F			----->	----->		744:00		" " " " "
September	F			----->	----->		720:00		" " " " "
October	F			----->	10/25/2013 0:00		576:00		" " " " "

Report dates of forced outage in columns headed Actual

Kentucky Utilities Company
Paddys Run Unit # 13 - Gas CT - 147 MW (jointly owned with KU)
In-service June 2001
May 2013 through October 2013

Schedule vs Actual

MONTH	MAINTENANCE					HOURS OF DURATION			REASON FOR DEVIATION FROM SCHEDULED MAINTENANCE OR REASON FOR FORCED OUTAGE AS APPROPRIATE
	Scheduled		Actual		Scheduled	Forced	Actual		
	FROM	TO	FROM	TO					
May	S	5/29/2013 9:50	5/31/2013 4:20	5/29/2013 9:50	5/31/2013 4:20	42:30		42:30	Lack of fuel due to gas supply pipeline shutdown. Pipeline shutdown resulted from 2012 inspection and subsequent planned repair.
June	S	6/17/2013 6:38	6/27/2013 14:44	6/17/2013 6:38	6/27/2013 14:44	248:06		248:06	Lack of fuel due to gas supply pipeline shutdown. Pipeline shutdown resulted from 2012 inspection and subsequent planned repair.
July	No outages > or = 6 hours								
August	No outages > or = 6 hours								
September	No outages > or = 6 hours								
October	S	10/26/2013 0:00	----->	10/30/2013 7:01	11/24/2013 14:26	144:00		607:25	Exciter

Report dates of forced outage in columns headed Actual

Kentucky Utilities Company
 Trimble County Unit #5 - Gas CT - 157 MW (jointly owned with LG&E)
 In-service May 2002
 May 2013 through October 2013

Schedule vs Actual

MONTH	MAINTENANCE				HOURS OF DURATION			REASON FOR DEVIATION FROM SCHEDULED MAINTENANCE OR REASON FOR FORCED OUTAGE AS APPROPRIATE	
	Scheduled		Actual		Scheduled	Forced	Actual		
	FROM	TO	FROM	TO					
May	S	5/17/2013 6:26	5/17/2013 13:40	5/17/2013 6:26	5/17/2013 13:40	7:14		7:14	Compressor Washing
June	No outages > or = 6 hours								
July	F			7/2/2013 12:57	7/3/2013 6:16			17:19	Generator Seal Oil System And Seals
August	S	8/12/2013 4:00	8/12/2013 17:50	8/12/2013 4:00	8/12/2013 17:50	13:50		13:50	Gas Turbine - Hydraulic Oil System
September	No outages > or = 6 hours								
October	S	10/16/2013 7:50	10/17/2013 18:45	10/16/2013 7:50	10/17/2013 18:45	34:55		34:55	Gas Turbine - Lube Oil Pumps
	S	10/23/2013 2:47	10/25/2013 22:11	10/23/2013 2:47	10/25/2013 22:11	67:24		67:24	Gas Turbine - Boroscope Inspection

Report dates of forced outage in columns headed Actual

Kentucky Utilities Company
 Trimble County Unit #6 - Gas CT - 157 MW (jointly owned with LG&E)
 In-service May 2002
 May 2013 through October 2013

Schedule vs Actual

MONTH	MAINTENANCE				HOURS OF DURATION			REASON FOR DEVIATION FROM SCHEDULED MAINTENANCE OR REASON FOR FORCED OUTAGE AS APPROPRIATE
	Scheduled		Actual		Scheduled	Forced	Actual	
	FROM	TO	FROM	TO				
May	S	5/24/2013 6:31	5/24/2013 13:33	5/24/2013 6:31	5/24/2013 13:33	7:02	7:02	Compressor Washing
June		No outages > or = 6 hours						
July		No outages > or = 6 hours						
August		No outages > or = 6 hours						
September		No outages > or = 6 hours						
October	F			10/14/2013 14:00	10/15/2013 5:00		15:00	Distributive Control System Hardware Problem
	S	10/24/2013 7:13	10/24/2013 23:46	10/24/2013 7:13	10/24/2013 23:46	16:33	16:33	Gas Turbine - Boroscope Inspection

Report dates of forced outage in columns headed Actual

Kentucky Utilities Company
 Trimble County Unit #7 - Gas CT - 157 MW (jointly owned with LG&E)
 In-service June 2004
 May 2013 through October 2013

Schedule vs Actual

MONTH	MAINTENANCE				HOURS OF DURATION			REASON FOR DEVIATION FROM SCHEDULED MAINTENANCE OR REASON FOR FORCED OUTAGE AS APPROPRIATE	
	Scheduled		Actual		Scheduled	Forced	Actual		
	FROM	TO	FROM	TO					
May	No outages > or = 6 hours								
June	S	6/4/2013 6:25	6/4/2013 13:41	6/4/2013 6:25	6/4/2013 13:41	7:16		7:16	Compressor Washing
July	No outages > or = 6 hours								
August	S	8/16/2013 3:00	8/16/2013 15:12	8/16/2013 3:00	8/16/2013 15:12	12:12		12:12	Starting System TC-8 89SS switch upgrade. Shared Load Commutated Inverter (LCI) equipment with TC-8 required TC-7 outage. Starting System TC-8 89SS switch failure and repair. Shared Load Commutated Inverter (LCI) equipment with TC-8 required TC-7 outage.
	F			8/18/2013 15:16	8/18/2013 21:16		6:00		
September	S	9/27/2013 6:10	9/27/2013 19:09	9/27/2013 6:10	9/27/2013 19:09	12:59		12:59	Gas Turbine - Hydraulic Oil System
October	S	10/19/2013 1:00	10/19/2013 19:00	10/19/2013 1:00	10/19/2013 19:00	18:00		18:00	Starting system 89TS switch failure and repair/adjustment.
	S	10/23/2013 0:32	10/24/2013 2:25	10/23/2013 0:32	10/24/2013 2:25	25:53		25:53	Gas Turbine - Boroscope Inspection

Report dates of forced outage in columns headed Actual

Kentucky Utilities Company
 Trimble County Unit #8 - Gas CT - 157 MW (jointly owned with LG&E)
 In-service June 2004
 May 2013 through October 2013

Schedule vs Actual

MONTH	MAINTENANCE				HOURS OF DURATION			REASON FOR DEVIATION FROM SCHEDULED MAINTENANCE OR REASON FOR FORCED OUTAGE AS APPROPRIATE
	Scheduled		Actual		Scheduled	Forced	Actual	
	FROM	TO	FROM	TO				
May	S	5/2/2013 8:00	5/2/2013 16:26	5/2/2013 8:00	5/2/2013 16:26	8:26	8:26	Compressor Washing
June		No outages > or = 6 hours						
July		No outages > or = 6 hours						
August	S	8/16/2013 3:00	8/16/2013 15:12	8/16/2013 3:00	8/16/2013 15:12	12:12	12:12	Starting System TC-8 89SS switch upgrade
	F			8/18/2013 15:16	8/18/2013 21:16	6:00		Starting System TC-8 89SS switch repair.
September		No outages > or = 6 hours						
October	S	10/19/2013 1:00	10/20/2013 19:48	10/19/2013 1:00	10/20/2013 19:48	42:48	42:48	Switchyard Equipment
	S	10/22/2013 1:16	10/23/2013 0:20	10/22/2013 1:16	10/23/2013 0:20	23:04	23:04	Gas Turbine - Boroscope Inspection

Report dates of forced outage in columns headed Actual

Kentucky Utilities Company
 Trimble County Unit #9 - Gas CT - 157 MW (jointly owned with LG&E)
 In-service July 2004
 May 2013 through October 2013

Schedule vs Actual

MONTH	MAINTENANCE				HOURS OF DURATION			REASON FOR DEVIATION FROM SCHEDULED MAINTENANCE OR REASON FOR FORCED OUTAGE AS APPROPRIATE	
	Scheduled		Actual		Scheduled	Forced	Actual		
	FROM	TO	FROM	TO					
May	No outages > or = 6 hours								
June	S	6/7/2013 6:50	6/7/2013 17:10	6/7/2013 6:50	6/7/2013 17:10	10:20		10:20	Gas Turbine - Hot End Inspection
	F			6/19/2013 20:29	6/20/2013 5:18		8:49		Controls And Instrument
July	No outages > or = 6 hours								
August	S	8/15/2013 3:00	8/15/2013 18:30	8/15/2013 3:00	8/15/2013 18:30	15:30		15:30	
	F			8/22/2013 13:00	8/22/2013 19:52		6:52		Starting System 89SS Switch inspection and adjustment.
	F			8/26/2013 13:39	8/26/2013 21:47		8:08		TC-9 Starting System 89SS switch failure to disengage, inspection, and adjustment. Shared Load Commutated Inverter (LCI) equipment with TC-9 required TC-10 outage.
September	No outages > or = 6 hours								
October	S	10/18/2013 22:00	10/21/2013 0:00	10/18/2013 22:00	10/21/2013 0:00	50:00		50:00	TC-9 Starting System 89SS switch failure to open, inspection, and adjustment. Shared Load Commutated Inverter (LCI) equipment with TC-9 required TC-10 outage.
	S	10/21/2013 0:00	10/22/2013 15:53	10/21/2013 0:00	10/22/2013 15:53	39:53		39:53	Switchyard Equipment

Report dates of forced outage in columns headed Actual

Kentucky Utilities Company
 Trimble County Unit #10 - Gas CT - 157 MW (jointly owned with LG&E)
 In-service July 2004
 May 2013 through October 2013

Schedule vs Actual

MONTH	MAINTENANCE					HOURS OF DURATION			REASON FOR DEVIATION FROM SCHEDULED MAINTENANCE OR REASON FOR FORCED OUTAGE AS APPROPRIATE
	Scheduled		Actual			Scheduled	Forced	Actual	
	FROM	TO	FROM	TO					
May	S	----->	5/27/2013 0:00	3/29/2013 9:40	5/26/2013 8:05	624:00		608:05	Gas Turbine - Hot End Inspection
	F			5/27/2013 12:18	5/27/2013 18:50		6:32		Controls And Instrument
June	No outages > or = 6 hours								
July	No outages > or = 6 hours								
August	S	8/15/2013 3:00	8/15/2013 18:30	8/15/2013 3:00	8/15/2013 18:30	15:30		15:30	Starting System 89SS Switch inspection and adjustment.
	F			8/22/2013 13:00	8/22/2013 19:52		6:52		TC-9 Starting System 89SS switch failure to disengage, inspection, and adjustment. Shared Load Commutated Inverter (LCI) equipment with TC-9 required TC-10 outage.
	F			8/26/2013 14:48	8/26/2013 21:47		6:59		TC-9 Starting System 89SS switch failure to open, inspection, and adjustment. Shared Load Commutated Inverter (LCI) equipment with TC-9 required TC-10 outage.
September	No outages > or = 6 hours								
October	S	10/19/2013 1:00	10/21/2013 0:04	10/19/2013 1:00	10/21/2013 0:04	47:04		47:04	Switchyard Equipment

Report dates of forced outage in columns headed Actual

KENTUCKY UTILITIES COMPANY

**Response to Information Requested in Appendix of
Commission's Order Dated February 7, 2014**

Case No. 2013-00446

Question No. 8

Witness: Mike Dotson

- Q-8. List all existing fuel contracts categorized as long-term (i.e., one year or more in length). Provide the following information for each contract:
- a. Supplier's name and address;
 - b. Name and location of production facility;
 - c. Date when contract was executed;
 - d. Duration of contract;
 - e. Date(s) of each contract revision, modification, or amendment;
 - f. Annual tonnage requirements;
 - g. Actual annual tonnage received since the contract's inception;
 - h. Percent of annual requirements received during the contract's term;
 - i. Base price in dollars per ton;
 - j. Total amount of price escalations to date in dollars per ton; and
 - k. Current price paid for coal under the contract in dollars per ton (i + j).
- A-8. See attached.

Attachment to Response to Question No. 8
Page 1 of 17
Dotson

A. NAME/ADDRESS: Alliance Coal, LLC / J09002
1717 South Boulder Av., Suite 400
Tulsa, Oklahoma 74119-4886

B. PRODUCTION FACILITY:
OPERATOR River View Coal, LLC
MINE River View Mine
LOCATION Union County, Kentucky

C. CONTRACT EXECUTED DATE: November 10, 2008

D. CONTRACT DURATION: November 3, 2008 – December 31, 2015

E. CONTRACT AMENDMENTS: None

F. ANNUAL TONNAGE REQUIREMENTS:

2010	969,072 tons	
	(includes FM of 30,928 tons)	
2011	2,000,000 tons	
2012	2,000,000 tons	
2013	2,000,000 tons	
2014	2,000,000 tons	
2015	2,000,000 tons	

G. ACTUAL TONNAGE RECEIVED:

	<u>LG&E</u>	<u>KU</u>
2010	525,414 tons	443,658 tons
2011	1,177,540 tons	771,648 tons
2012	1,806,495 tons	204,987 tons
2013	1,332,785 tons	374,827 tons
	(through 10/31/13)	

H. PERCENT OF ANNUAL REQUIREMENTS:

2010	100%
2011	97%
2012	101%
2013	85% (through 10/31/13)

I. BASE PRICE (FOB Barge): \$41.00 per ton

J. ESCALATIONS TO DATE: \$11.72 per ton

K. CURRENT CONTRACT PRICE: \$52.72 per ton

A. NAME/ADDRESS:	Alliance Coal, LLC / J12007 1717 South Boulder Av., Suite 400 Tulsa, Oklahoma 74119-4886	
B. PRODUCTION FACILITY: OPERATOR	Hopkins County Coal, Warrior Coal and Webster County Coal	
MINE LOCATION	Seller's Mines Western Kentucky	
C. CONTRACT EXECUTED DATE:	December 9, 2011	
D. CONTRACT DURATION:	January 1, 2012 – December 31, 2016	
E. CONTRACT AMENDMENTS:	Amendment No. 1, effective January 1, 2013 Amendment No. 2, effective January 1, 2014 Amending pricing.	
F. ANNUAL TONNAGE REQUIREMENTS:	2012	3,000,000 tons
	2013	3,000,000 tons
	2014	3,000,000 tons
	2015	3,000,000 tons
	2016	3,000,000 tons
G. ACTUAL TONNAGE RECEIVED:	<u>LG&E</u>	<u>KU</u>
	2012	2,877,460 tons
	2013	2,560,371 tons
		14,326 tons
		0 tons
		(through 10/31/13)
H. PERCENT OF ANNUAL REQUIREMENTS:	2012	96%
	2013	85% (through 10/31/13)
I. BASE PRICE (FOB Railcar):	2012 - \$47.00 per ton FOB Railcar	
	2013 - \$48.00 per ton FOB Railcar	
	2014 - \$47.38 per ton FOB Railcar	
	2015 – Pricing for 1.5 Million tons	
	\$47.75 per ton FOB Railcar	
	Pricing for remaining 1.5 Million tons	
	to be negotiated	
J. ESCALATIONS TO DATE:	None	
K. CURRENT CONTRACT PRICE:	\$48.00 per ton	

A. NAME/ADDRESS: Armstrong Coal Company, Inc / J07032
407 Brown Road
Madisonville, Kentucky 42431

B. PRODUCTION FACILITY:
OPERATOR Armstrong Coal Company, Inc
MINES Various
LOCATION Muhlenberg County and Ohio County,
Kentucky

C. CONTRACT EXECUTED DATE: December 20, 2007

D. CONTRACT DURATION: January 1, 2008 - December 31, 2019

E. CONTRACT AMENDMENTS: Amendment No. 1, effective July 1, 2008
amending base quantity and modifying
diesel fuel adjustment to include explosives.
Amendment No. 2, effective December 22, 2009
amending term, base quantity, price and
environmental force majeure.
Amendment No. 3, effective October 29, 2013
amending term, base quantity, price and payment.

F. ANNUAL TONNAGE REQUIREMENTS:

2008	600,000 tons
2009	2,200,000 tons
2010	1,800,000 tons
2011 through 2013	- 2,100,000 tons per year
2014 through 2016	- 1,000,000 tons per year
2017 through 2019	- 700,000 tons per year

G. ACTUAL TONNAGE RECEIVED:

	<u>LG&E</u>	<u>KU</u>
2008	511,414 tons	82,623 tons
2009	1,530,482 tons	632,077 tons
2010	1,180,206 tons	657,930 tons
2011	993,296 tons	877,219 tons
2012	904,254 tons	1,211,495 tons
2013	763,659 tons	1,126,473 tons

(through 10/31/13)

H. PERCENT OF ANNUAL REQUIREMENTS:	2008	99%
	2009	98%
	2010	102%
	2011	89%
	2012	101%
	2013	90% (through 10/31/13)

I. BASE PRICE (FOB Barge)	2008	Quality 1 - \$27.31 per ton Quality 2 - \$28.30 per ton
	2009	Quality 1 - \$27.60 per ton Quality 2 - \$28.76 per ton
	2010	Quality 1 - \$28.18 per ton Quality 2 - N/A
	2011	Quality 1 - \$28.19 per ton Quality 2 - \$29.61 per ton
	2012	Quality 1 - \$28.35 per ton Quality 2 - \$29.77 per ton
	2013	Quality 1 - \$28.35 per ton Quality 2 - \$29.77 per ton
	2014	Quality 1 - \$28.50 per ton Quality 2 - \$29.92 per ton
	2015	Quality 1 - \$28.50 per ton Quality 2 - \$29.92 per ton
	2016	Quality 1 - \$28.50 per ton Quality 2 - \$29.92 per ton
	2017	Quality 1 - \$28.50 per ton Quality 2 - \$29.92 per ton
	2018	Quality 1 - \$29.00 per ton Quality 2 - \$30.42 per ton
	2019	Quality 1 - \$30.25 per ton Quality 2 - \$31.67 per ton

J. ESCALATIONS TO DATE:	\$1.00 per ton
-------------------------	----------------

I. CURRENT CONTRACT PRICE:	Quality 1 - \$29.35 per ton
----------------------------	-----------------------------

A. NAME/ADDRESS:	Armstrong Coal Company, Inc / J10009 407 Brown Road Madisonville, Kentucky 42431		
B. PRODUCTION FACILITY:			
OPERATOR	Armstrong Coal Company, Inc		
MINES	Various		
LOCATION	Muhlenberg County and Ohio County, Kentucky		
C. CONTRACT EXECUTED DATE:	December 22, 2009		
D. CONTRACT DURATION:	January 1, 2011 - December 31, 2016		
E. CONTRACT AMENDMENTS:	None		
F. ANNUAL TONNAGE REQUIREMENTS:	2011	1,250,000 tons	
	2012	1,250,000 tons	
	2013	1,250,000 tons	
	2014	750,000 tons	
	2015	750,000 tons	
	2016	750,000 tons	
G. ACTUAL TONNAGE: RECEIVED:		<u>LG&E</u>	<u>KU</u>
	2011	565,386 tons	585,065 tons
	2012	590,977 tons	650,230 tons
	2013	151,022 tons (through 10/31/13)	950,403 tons
H. PERCENT OF ANNUAL REQUIREMENTS:	2011	92%	
	2012	99%	
	2013	88% (through 10/31/13)	
I. BASE PRICE (FOB Barge)	2011	\$42.00 per ton	
	2012	\$43.50 per ton	
	2013	\$45.00 per ton	
	2014 – 2016	Reopener	
J. ESCALATIONS TO DATE:	\$3.10 per ton		
I. CURRENT CONTRACT PRICE:	\$48.10 per ton		

A. NAME/ADDRESS: Armstrong Coal Company, Inc / K11002
407 Brown Road
Madisonville, Kentucky 42431

B. PRODUCTION FACILITY:
OPERATOR Armstrong Coal Company, Inc
MINES Various
LOCATION Muhlenberg County and Ohio County,
Kentucky

C. CONTRACT EXECUTED DATE: July 27, 2010

D. CONTRACT DURATION: January 1, 2011 - December 31, 2013

E. CONTRACT AMENDMENTS: Amendment No. 1, effective January 1, 2012
amending base quantity.
Amendment No. 2, effective January 1, 2012
amending base quantity.

F. ANNUAL TONNAGE REQUIREMENTS:

2011	150,000 tons
2012	344,127 tons
2013	200,000 tons

G. ACTUAL TONNAGE RECEIVED:

	<u>KU</u>
2011	150,473 tons
2012	344,127
2013	193,247 (through 10/31/13)

H. PERCENT OF ANNUAL REQUIREMENTS:

2011	100%
2012	100%
2013	97% (through 10/31/13)

I. BASE PRICE (FOB Plant)

2011	\$56.00 per ton
2012	\$57.00 per ton
2013	\$59.25 per ton

J. ESCALATIONS TO DATE: \$0.59 per ton

I. CURRENT CONTRACT PRICE: \$59.84 per ton

A. NAME/ADDRESS:	Armstrong Coal Company, Inc / J12004 407 Brown Road Madisonville, Kentucky 42431	
B. PRODUCTION FACILITY:		
OPERATOR	Armstrong Coal Company, Inc	
MINES	Various	
LOCATION	Muhlenberg County and Ohio County, Kentucky	
C. CONTRACT EXECUTED DATE:	September 19, 2011	
D. CONTRACT DURATION:	January 1, 2012 - December 31, 2015	
E. CONTRACT AMENDMENTS:	Amendment No. 1, effective January 1, 2012 amending base quantity. Amendment No. 2, effective January 1, 2012 amending base quantity.	
F. ANNUAL TONNAGE REQUIREMENTS:	2012	355,873 tons
	2013	500,000 tons
	2014	1,000,000 tons
	2015	1,000,000 tons
G. ACTUAL TONNAGE: RECEIVED:		
		<u>LG&E</u> <u>KU</u>
	2012	351,344 tons -
	2013	429,411 tons -
		(through 10/31/13)
H. PERCENT OF ANNUAL REQUIREMENTS:	2012	99%
	2013	86% (through 10/31/13)
I. BASE PRICE (FOB Railcar/Barge)	2012	\$45.00 per ton
	2013	\$46.00 per ton
	2014	\$48.00 per ton
	2015	\$49.00 per ton
J. ESCALATIONS TO DATE:	\$2.54 per ton	
I. CURRENT CONTRACT PRICE:	\$48.54 per ton	

A. NAME/ADDRESS:	Foresight Coal Sales, LLC / J12005 211 North Broadway, Suite 2600 St. Louis, Missouri 63102												
B. PRODUCTION FACILITY: OPERATOR:	Macoupin Energy, LLC Sugar Camp Energy, LLC												
MINES:	Shay Mine No. 1 Deer Run Mine Sugarcamp Mine												
LOCATION:	Macoupin, Montgomery and Franklin Counties, Illinois												
C. CONTRACT EXECUTED DATE:	March 14, 2012												
D. CONTRACT DURATION:	April 1, 2012 - December 31, 2015												
E. CONTRACT AMENDMENTS:	Amendment No. 1 effective September 10, 2013 Amending term, quantity and price												
F. ANNUAL TONNAGE REQUIREMENTS	2012 500,000 tons 2013 1,000,000 tons 2014 1,000,000 tons 2015 1,000,000 tons 2016 Reopener												
G. ACTUAL TONNAGE: RECEIVED:	<table border="0" style="margin-left: 40px;"> <tr> <td></td> <td style="text-align: center;"><u>KU</u></td> <td style="text-align: center;"><u>LGE</u></td> </tr> <tr> <td>2012</td> <td>265,101 tons</td> <td>234,758 tons</td> </tr> <tr> <td>2013</td> <td>446,791 tons</td> <td>389,734 tons</td> </tr> <tr> <td></td> <td colspan="2">(through 10/31/13)</td> </tr> </table>		<u>KU</u>	<u>LGE</u>	2012	265,101 tons	234,758 tons	2013	446,791 tons	389,734 tons		(through 10/31/13)	
	<u>KU</u>	<u>LGE</u>											
2012	265,101 tons	234,758 tons											
2013	446,791 tons	389,734 tons											
	(through 10/31/13)												
H. PERCENT OF ANNUAL REQUIREMENTS:	2012 100% 2013 84% (through 10/31/13)												
I. BASE PRICE: (FOB Barge)	2012 \$46.00 per ton 2013 \$48.50 per ton 2014 \$39.75 per ton 2015 \$43.50 per ton 2016 Reopener												
J. ESCALATIONS TO DATE:	None												
K. CURRENT CONTRACT PRICE:	\$48.50 per ton												

A. NAME/ADDRESS: Oxford Mining Company – Kentucky, LLC /
J12003
544 Chestnut Street
Coshocton, Ohio 43812

B. PRODUCTION FACILITY:
OPERATOR Oxford Mining Company – Kentucky, LLC
MINE Briar Hill, Rose France and KO Mines
LOCATION Muhlenberg County, Kentucky

C. CONTRACT EXECUTED DATE: September 12, 2011

D. CONTRACT DURATION: January 1, 2012 – December 31, 2013

E. CONTRACT AMENDMENTS: None

F. ANNUAL TONNAGE REQUIREMENTS: 2012 400,000 tons
2013 600,000 tons

G. ACTUAL TONNAGE RECEIVED:

	<u>KU</u>	<u>LGE</u>
2012	247,987 tons	145,064 tons
2013	307,271 tons (through 10/31/13)	188,160 tons

H. PERCENT OF ANNUAL REQUIREMENTS: 2012 98%
2013 83% (through 10/31/13)

I. BASE PRICE (FOB Barge): 2012 \$46.50 per ton
2013 \$47.50 per ton

J. ESCALATIONS TO DATE: \$2.04 per ton

K. CURRENT CONTRACT PRICE: \$49.54 per ton

A. NAME/ADDRESS:	Patriot Coal Sales, LLC / K11001 12312 Olive Boulevard, Suite 400 St. Louis, Missouri 63141		
B. PRODUCTION FACILITY: OPERATOR MINE LOCATION	Dodge Hill Mining Company, LLC Dodge Hill Union County, Kentucky		
C. CONTRACT EXECUTED DATE:	September 17, 2010		
D. CONTRACT DURATION:	January 1, 2011 - December 31, 2013		
E. CONTRACT AMENDMENTS:	Amendment No. 1, effective January 1, 2013. Add for 2013 – 120,000 tons at Delivered Price of \$59.60 per ton.		
F. ANNUAL TONNAGE REQUIREMENTS:	2011	220,000 tons	
	2012	120,000 tons	
	2013	120,000 tons	
G. ACTUAL TONNAGE RECEIVED:		<u>KU</u>	<u>LG&E</u>
	2011	196,176 tons	-
	2012	125,963 tons	13,898 tons
	2013	102,044 tons (through 10/31/13)	-
H. PERCENT OF ANNUAL REQUIREMENTS:	2011	89%	
	2012	117%	
	2013	85% (through 10/31/13)	
I. BASE PRICE (FOB Plant):	2011	\$63.32 per ton	
	2012	\$63.32 per ton	
	2013	\$59.60 per ton	
J. ESCALATIONS TO DATE:	\$0.59 per ton		
K. CURRENT CONTRACT PRICE:	\$60.19 per ton		

A. NAME/ADDRESS:	Patriot Coal Sales, LLC / J12001 12312 Olive Boulevard, Suite 400 St. Louis, Missouri 63141												
B. PRODUCTION FACILITY: OPERATOR	Patriot Coal, Ohio County Coal and Highland Mining Company, LLC												
MINE LOCATION	Patriot, Freedom and Highland Mines Henderson and Union Counties, Kentucky												
C. CONTRACT EXECUTED DATE:	April 29, 2011												
D. CONTRACT DURATION:	January 1, 2012 - December 31, 2013												
E. CONTRACT AMENDMENTS:	None												
F. ANNUAL TONNAGE REQUIREMENTS:	2012 1,250,000 tons 2013 1,250,000 tons												
G. ACTUAL TONNAGE RECEIVED:	<table border="0" style="margin-left: 40px;"> <tr> <td></td> <td style="text-align: center;"><u>LG&E</u></td> <td style="text-align: center;"><u>KU</u></td> </tr> <tr> <td>2012</td> <td>165,672 tons</td> <td>1,046,959 tons</td> </tr> <tr> <td>2013</td> <td>253,979 tons</td> <td>586,460 tons</td> </tr> <tr> <td></td> <td colspan="2" style="text-align: right;">(through 10/31/13)</td> </tr> </table>		<u>LG&E</u>	<u>KU</u>	2012	165,672 tons	1,046,959 tons	2013	253,979 tons	586,460 tons		(through 10/31/13)	
	<u>LG&E</u>	<u>KU</u>											
2012	165,672 tons	1,046,959 tons											
2013	253,979 tons	586,460 tons											
	(through 10/31/13)												
H. PERCENT OF ANNUAL REQUIREMENTS:	2012 97% 2013 67% (through 10/31/2013)												
I. BASE PRICE (FOB Barge):	2012 \$46.25 per ton – Quality 1 2012 \$49.50 per ton – Quality 2 2013 \$46.25 per ton – Quality 1 2013 \$49.50 per ton – Quality 2												
J. ESCALATIONS TO DATE:	None												
K. CURRENT CONTRACT PRICE:	\$46.25 per ton – Quality 1 \$49.50 per ton – Quality 2												

A. NAME/ADDRESS:	Patriot Coal Sales, LLC / J13004 12312 Olive Boulevard, Suite 400 St. Louis, Missouri 63141		
B. PRODUCTION FACILITY:	Highland Mining Company, LLC		
OPERATOR	Highland Mine		
MINE	Union County, Kentucky		
LOCATION			
C. CONTRACT EXECUTED DATE:	February 1, 2013		
D. CONTRACT DURATION:	February 1, 2013 - December 31, 2015		
E. CONTRACT AMENDMENTS:	None		
F. ANNUAL TONNAGE	2013	300,000 tons	
REQUIREMENTS:	2014	600,000 tons	
	2015	300,000 tons	
G. ACTUAL TONNAGE		<u>LG&E</u>	<u>KU</u>
RECEIVED:	2013	14,051 tons	203,738 tons
		(through 10/31/13)	
H. PERCENT OF ANNUAL	2013	73% (through 10/31/2013)	
REQUIREMENTS:			
I. BASE PRICE (FOB Barge):	2013	\$41.90 per ton	
	2014	\$47.00 per ton	
	2015	\$49.75 per ton	
J. ESCALATIONS TO DATE:	None		
K. CURRENT CONTRACT PRICE:	\$41.90 per ton		

A. NAME/ADDRESS:	Peabody COALSALES, LLC / J12011 701 Market Street St. Louis, Missouri 63101	
B. PRODUCTION FACILITY:	Peabody Midwest Mining, LLC	
OPERATOR	Peabody Wild Boar Mining, LLC	
MINE	Somerville Mine Complex	
LOCATION	Wild Boar Warrick & Gibson Counties, Indiana	
C. CONTRACT EXECUTED DATE:	December 29, 2011	
D. CONTRACT DURATION:	January 1, 2012 – December 31, 2014	
E. CONTRACT AMENDMENTS:	None	
F. ANNUAL TONNAGE REQUIREMENTS:	2012	1,500,000 tons
	2013	1,500,000 tons
	2014	1,500,000 tons
G. ACTUAL TONNAGE RECEIVED:		
		<u>KU</u> <u>LGE</u>
	2012	995,669 tons 510,080 tons
	2013	883,873 tons 356,477 tons
		(through 10/31/13)
H. PERCENT OF ANNUAL REQUIREMENTS:	2012	100%
	2013	83% (through 10/31/12)
I. BASE PRICE:	2012	\$49.90 per ton – FOB Barge Evansville \$49.11 per ton – FOB Barge Warrick Co. \$44.50 per ton – FOB Railcar
	2013	\$52.15 per ton – FOB Barge Evansville \$51.36 per ton – FOB Barge Warrick Co. \$46.75 per ton – FOB Railcar
	2014	\$54.15 per ton – FOB Barge Evansville \$53.36 per ton – FOB Barge Warrick Co. \$48.75 per ton – FOB Railcar

J. ESCALATIONS TO DATE:

\$0.47 per ton – FOB Barge Evansville
\$0.97 per ton – FOB Warrick Co.
\$0.42 per ton – FOB Railcar

K. CURRENT CONTRACT PRICE:

\$52.62 per ton – FOB Barge Evansville
\$52.33 per ton – FOB Barge Warrick Co.
\$47.17 per ton – FOB Railcar

A. NAME/ADDRESS:	Solar Sources, Inc. / J12010 6755 South Gray Road Indianapolis, Indiana 46237
B. PRODUCTION FACILITY: OPERATOR MINE LOCATION	Solar Sources, Inc. Shamrock, Cannelburg, Charger & Antioch Dubois, Pike and Daviess Counties, Indiana
C. CONTRACT EXECUTED DATE:	December 19, 2011
D. CONTRACT DURATION:	January 1, 2012 – December 31, 2013
E. CONTRACT AMENDMENTS:	Amendment No. 1, effective May 1, 2013. Add for 2013 – 20,000 tons of low sulfur coal. Add \$2.00 per ton to contract price for lower sulfur coal. Amendment No. 2, effective Nov. 1, 2013. Add for 2013 – 10,000 tons of low sulfur coal.
F. ANNUAL TONNAGE REQUIREMENTS:	2012 300,000 tons 2013 430,000 tons
G. ACTUAL TONNAGE RECEIVED:	<u>KU</u> 2012 304,664 tons 2013 364,729 tons (through 10/31/13)
H. PERCENT OF ANNUAL REQUIREMENTS:	2012 102% 2013 85% (through 10/31/13)
I. BASE PRICE (FOB Barge):	2012 \$49.00 per ton 2013 \$50.11 per ton
J. ESCALATIONS TO DATE:	\$1.40 per ton
K. CURRENT CONTRACT PRICE:	\$51.51 per ton

A. NAME/ADDRESS:	Triad Mining, Inc. / J12009 1524 Frederica Street Owensboro, Kentucky 42301		
B. PRODUCTION FACILITY:			
OPERATOR:	Triad Mining, Inc.		
MINES:	Log Creek		
LOCATION:	Pike County, Indiana		
C. CONTRACT EXECUTED DATE:	December 19, 2011		
D. CONTRACT DURATION:	January 1, 2012 - December 31, 2014		
E. CONTRACT AMENDMENTS:	None		
F. ANNUAL TONNAGE REQUIREMENTS:	2012	700,000 tons	
	2013	700,000 tons	
	2014	700,000 tons	
G. ACTUAL TONNAGE RECEIVED:		<u>KU</u>	<u>LGE</u>
	2012	689,960 tons	0 tons
	2013	550,831 tons (through 10/31/13)	0 tons
H. PERCENT OF ANNUAL REQUIREMENTS:	2012	99%	
	2013	79% (through 10/31/13)	
I. BASE PRICE: (FOB Railcar)	2012	\$45.50 per ton	
	2013	\$47.50 per ton	
	2014	\$49.00 per ton	
J. ESCALATIONS TO DATE:	-\$0.36 per ton		
K. CURRENT CONTRACT PRICE:	\$47.14 per ton		

A. NAME/ADDRESS: Western Kentucky Minerals, Inc. & Sun Energy Group / K13002
6133 U.S. Hwy. 60E
Owensboro, Kentucky 42301
2701 West 1100 South
Huntingburg, Indiana 47542

B. PRODUCTION FACILITY:
OPERATOR: Western Kentucky Minerals, Inc.
Sun Energy Group
MINES: Joe's Run and Sun Energy Mines
LOCATION: Daviess County, Kentucky and Pike County, Indiana

C. CONTRACT EXECUTED DATE: December 14, 2012

D. CONTRACT DURATION: January 1, 2013 - December 31, 2014

E. CONTRACT AMENDMENTS: Amendment No. 1, effective August 21 1, 2013.
Add FOB Barge option for tonnage shipped to KU's Ghent Station.

F. ANNUAL TONNAGE REQUIREMENTS: 2013 90,000 tons
2014 150,000 tons

G. ACTUAL TONNAGE RECEIVED: KU
2013 88,661 tons
(through 10/31/13)

H. PERCENT OF ANNUAL REQUIREMENTS: 2013 99% (through 10/31/13)

I. BASE PRICE: (FOB Delivered) 2013 \$53.19 per ton
2014 \$55.45 per ton

J. ESCALATIONS TO DATE: \$0.08 per ton

K. CURRENT CONTRACT PRICE: \$53.27 per ton

KENTUCKY UTILITIES COMPANY

**Response to Information Requested in Appendix of
Commission's Order Dated February 7, 2014**

Case No. 2013-00446

Question No. 9

Witness: Mike Dotson

- Q-9. a. State whether KU regularly compares the price of its coal purchases to those paid by other electric utilities.
- b. If yes, state:
- (1) How KU's prices compare with those of other utilities for the review period. Include all prices used in the comparison in cents per MMBtu.
 - (2) The utilities that are included in this comparison and their locations.

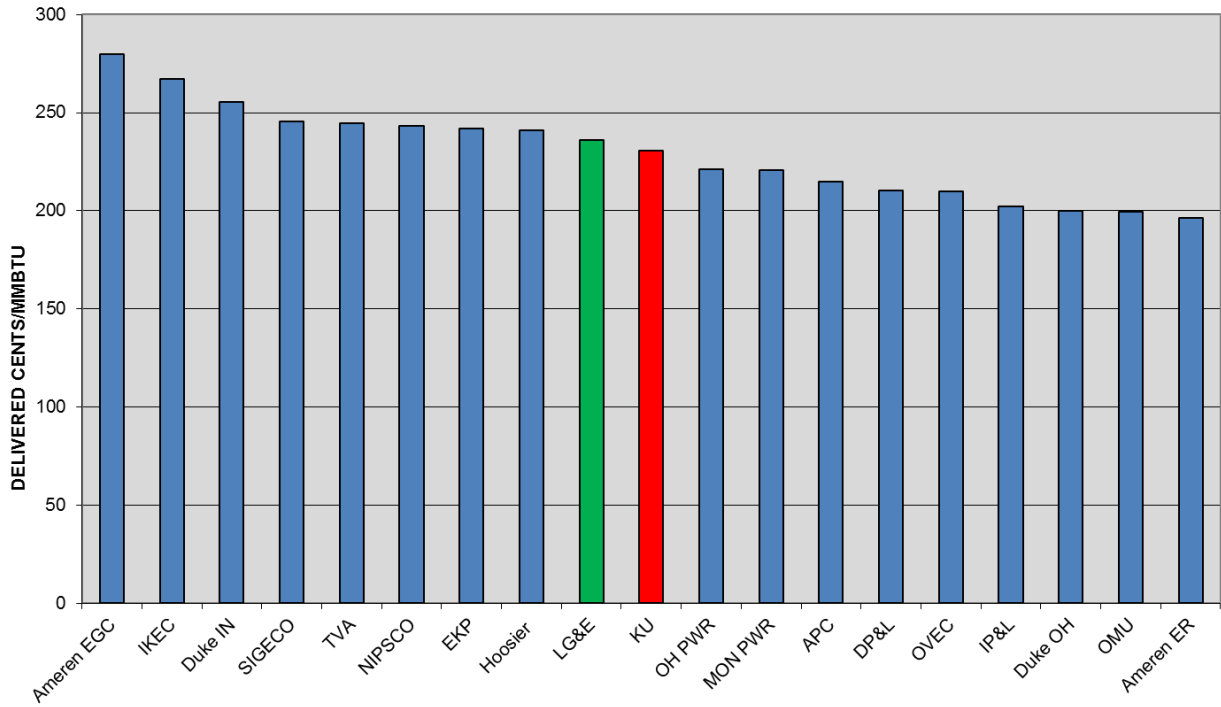
- A-9. a. Yes
- b. KU compares pricing of its coal purchases with neighboring utilities from data that is compiled by Energy Velocity database. The utilities included in the comparison are shown on the list found on page 1 of the Attachment to this response. The chart found on page 2 of the Attachment shows the price comparison for coal containing greater than 5.0 lbs. SO₂ content, which is consistent with coal burned in KU's units at the Ghent Station, Trimble County Unit 2 and E. W. Brown Station starting January 1, 2012. The chart found on page 3 of the Attachment shows the comparison for coal less than 5.0 lbs. SO₂, which is consistent with the coal burned in KU's units at the Green River Station for mid-sulfur coal.

LG&E is included on the price comparison chart on page 3 of the Attachment because LG&E accepts deliveries of lower sulfur coal to satisfy bids with a sulfur content specification of 6 lbs. The lower sulfur coal is being supplied under a contract specifying high sulfur content coal and appropriate pricing; therefore, the price of the lower sulfur content coal is similar to what LG&E is paying for high sulfur coal.

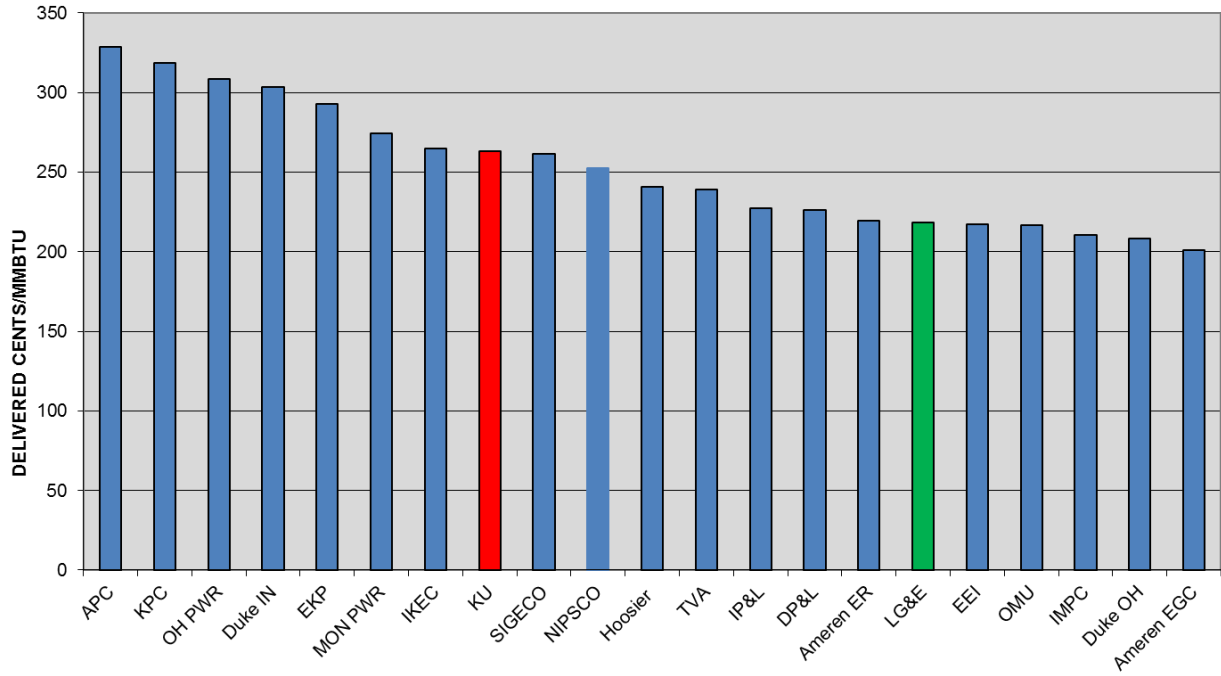
Attachment to Response to Question No. 9
Page 1 of 3
Dotson

Utilities in Comparison List		
UTILITY	ABBREVIATED	PLANT LOCATIONS
AmerenEnergy Generating Co	Ameren ER	Illinois
AmerenEnergy Resources Generating Co	Ameren EGC	Illinois
Appalachian Power Co	APC	Virginia, West Virginia
Dayton Power & Light Co (The)	DP&L	Ohio
Duke Energy Indiana	Duke IN	Indiana
Duke Energy Ohio	Duke OH	Ohio
East Kentucky Power Coop	EKP	Kentucky
Electric Energy Inc	EEL	Illinois
Hoosier Energy Rural Electric Coop Inc	Hoosier	Indiana
Indiana Kentucky Electric Corp	IKEC	Indiana
Indiana Michigan Power Co	IMPC	Indiana
Indianapolis Power & Light	IP&L	Indiana
Kentucky Power Co	KPC	Kentucky
Kentucky Utilities Co	KU	Kentucky
Louisville Gas & Electric Co	LG&E	Kentucky
Monongahela Power Co	MON PWR	West Virginia
Northern Indiana Public Service Co	NIPSCO	Indiana
Ohio Power Co	OH PWR	Ohio, West Virginia
Ohio Valley Electric Corp	OVEC	Ohio
Owensboro Municipal Utilities	OMU	Kentucky
Southern Indiana Gas & Electric Co	SIGECO	Indiana
Tennessee Valley Authority	TVA	Alabama, Kentucky, Tennessee

Delivered Price Comparison ≥ 5.0 Lbs SO₂ Content
(Dec 12 - Nov 13)



Delivered Price Comparison < 5.0 Lbs SO₂ Content
(Dec 12 - Nov 13)



KENTUCKY UTILITIES COMPANY

**Response to Information Requested in Appendix of
Commission's Order Dated February 7, 2014**

Case No. 2013-00446

Question No. 10

Witness: Mike Dotson

Q-10. State the percentage of KU's coal, as of the date of this Order, that is delivered by:

- a. Rail;
- b. Truck; or
- c. Barge.

- A-10. a. Rail – 18%
- b. Truck – 5%
 - c. Barge – 77%

KENTUCKY UTILITIES COMPANY

**Response to Information Requested in Appendix of
Commission's Order Dated February 7, 2014**

Case No. 2013-00446

Question No. 11

Witness: Mike Dotson

- Q-11. a. State KU's coal inventory level in tons and in number of days' supply as of October 31, 2013. Provide this information by generating station and in the aggregate.
- b. Describe the criteria used to determine number of days' supply.
- c. Compare KU's coal inventory as of October 31, 2013, to its inventory target for that date for each plant and for total inventory.
- d. If actual coal inventory exceeds inventory target by 10 days' supply, state the reasons for excessive inventory.
- e. (1) State whether KU expects any significant changes in its current coal inventory target within the next 12 months.
- (2) If yes, state the expected change and the reasons for this change.

A-11. a. As of October 31, 2013:

EW Brown	226,681 Tons; 35 Days	Target 23-48 Days
Ghent	693,887 Tons; 33 Days	Target 21-39 Days
Green River	76,445 Tons; 36 Days	Target 37-69 Days
Trimble County*	314,447 Tons; 48 Days	Target 22-45 Days
Total	1,311,460 Tons; 36 Days	Target 23-44 Days

* Trimble County coal inventory includes both PRB and High Sulfur coals used for Trimble County Unit 2.

- b. The method of calculating days in inventory is based on each plant's coal burn capability (coal tons in inventory divided by 90% of each generating unit's heat input description from its air permit to operate).

Upper and lower tons/day targeted inventory days were established for each plant taking into consideration each plant's operating parameters. Each plant's "least cost" inventory range is established annually during the planning process based on historical coal burn/receipt variances, procurement reaction time for long-term fuel supply agreements, current coal and electricity prices offset by carrying and outage costs.

- c. See (a) above.
- d. Not applicable.
- e. (1) KU does not expect significant changes in its current coal inventory target levels; however, during the Companies' planning cycle minor adjustments may be made to the inventory targets if warranted.

(2) Not applicable.

KENTUCKY UTILITIES COMPANY

**Response to Information Requested in Appendix of
Commission's Order Dated February 7, 2014**

Case No. 2013-00446

Question No. 12

Witness: Mike Dotson

- Q-12. a. State whether KU has audited any of its coal contracts during the period from May 1, 2013, through October 31, 2013.
- b. If yes, for each audited contract:
- (1) Identify the contract;
 - (2) Identify the auditor;
 - (3) State the results of the audit; and
 - (4) Describe the actions that KU took as a result of the audit.

- A-12. a. No. KU has not conducted any financial audits of coal companies. KU's current coal contracts either contain a fixed price or a portion of the base contract price is adjusted using government published indices to reflect the changes in the cost. These agreements thus do not require audits. Either KU's Manager Fuels Technical Services or KU's Mining Engineer conducts scheduled on-site reviews and inspections of the mining operations and sampling systems of each vendor up to twice a year, and likewise may conduct unscheduled visits. Additionally, KU employees may visit a vendor as needed to address problems and issues at any time.

Coal mine safety regulations were imposed by the Federal Mine Safety and Health Administration. The U. S. Congress passed the Mine Improvement and New Emergency Response Act of 2006 (MINER Act), which became law on June 15, 2006. For claims received, KU has hired Weir International, Inc. (a consultant with experience in the mining industry) to review the requests.

Alliance Coal, LLC in accordance with the provisions of Section 8.3 New Impositions of Agreement J09002, requested a price increase for calendar year 2012. The Parties agreed to a settlement. A copy of the Settlement Agreement effective January 16, 2014 is being filed with the Commission under seal pursuant to a Petition for Confidential Treatment.

Patriot Coal Sales, LLC in accordance with the provisions of Section 8.4 New Impositions of Agreement J12001, requested a price increase for the period of October 1, 2012 through March 31, 2013 for MSHA Bulletin No. P12-09. The Parties agreed to a settlement. A copy of the Settlement Agreement made as of October 22, 2013 is being filed with the Commission under seal pursuant to a Petition for Confidential Treatment.

Armstrong Coal Company, Inc. in accordance with the provisions of Section 8.5 New Impositions of Agreements J07032, J10009 and K11002, requested a price increase for the period on and after November 8, 2011 for MSHA Order requirement a safety bench at the Equality Surface Mine. The Parties agreed to a settlement. A copy of the Settlement Agreement made as of August 23, 2013 is being filed with the Commission under seal pursuant to a Petition for Confidential Treatment.

- b. Not applicable

KENTUCKY UTILITIES COMPANY

**Response to Information Requested in Appendix of
Commission's Order Dated February 7, 2014**

Case No. 2013-00446

Question No. 13

Witness: Robert M. Conroy

- Q-13. a. State whether KU has received any customer complaints regarding its FAC during the period from May 1, 2013, through October 31, 2013.
- b. If yes, for each complaint, state:
- (1) The nature of the complaint; and
 - (2) KU's response.
- A-13. a. No.
- b. Not applicable.

KENTUCKY UTILITIES COMPANY

**Response to Information Requested in Appendix of
Commission's Order Dated February 7, 2014**

Case No. 2013-00446

Question No. 14

Witness: Mike Dotson

- Q-14. a. State whether KU is currently involved in any litigation with its current or former coal suppliers.
- b. If yes, for each litigation:
- (1) Identify the coal supplier;
 - (2) Identify the coal contract involved;
 - (3) State the potential liability or recovery to KU;
 - (4) List the issues presented; and
 - (5) Provide a copy of the complaint or other legal pleading that initiated the litigation and any answers or counterclaims. If a copy has previously been filed with the Commission, provide the date on which it was filed and the case in which it was filed.
- c. State the current status of all litigation with coal suppliers.
- A-14. a. KU is not involved in any litigation with its coal suppliers.
- b. Not applicable.
- c. Not applicable.

KENTUCKY UTILITIES COMPANY

**Response to Information Requested in Appendix of
Commission's Order Dated February 7, 2014**

Case No. 2013-00446

Question No. 15

Witness: Mike Dotson

- Q-15. a. During the period from May 1, 2013, through October 31, 2013, have there been any changes to KU's written policies and procedures regarding its fuel procurement?
- b. If yes:
- (1) Describe the changes;
 - (2) Provide the written policies and procedures as changed;
 - (3) State the date(s) the changes were made; and
 - (4) Explain why the changes were made.
- c. If no, provide the date KU's current fuel procurement policies and procedures were last changed, when they were last provided to the Commission, and identify the proceeding in which they were provided.
- A-15. a. No changes made during the period referenced above.
- b. Not applicable.
- c. The Fuel Procurement Policies and Procedures were last changed effective March 1, 2013 and were provided to the Commission in response to Question No. 31 in Case No. 2012-00552.

KENTUCKY UTILITIES COMPANY

**Response to Information Requested in Appendix of
Commission's Order Dated February 7, 2014**

Case No. 2013-00446

Question No. 16

Witness: Mike Dotson

- Q-16. a. State whether KU is aware of any violations of its policies and procedures regarding fuel procurement that occurred prior to or during the period from May 1, 2013, through October 31, 2013.
- b. If yes, for each violation:
- (1) Describe the violation;
 - (2) Describe the action(s) that KU took upon discovering the violation; and
 - (3) Identify the person(s) who committed the violation.
- A-16. a. No.
- b. Not applicable.

KENTUCKY UTILITIES COMPANY

**Response to Information Requested in Appendix of
Commission's Order Dated February 7, 2014**

Case No. 2013-00446

Question No. 17

Witness: Mike Dotson

- Q-17. Identify and explain the reasons for all changes in the organizational structure and personnel of the departments or divisions that are responsible for KU's fuel procurement activities that occurred during the period from May 1, 2013, through October 31, 2013.
- A-17. There have been no changes in the organizational structure since the last response provided to the Commission in Case No. 2013-00263, Question No. 17.

KENTUCKY UTILITIES COMPANY

**Response to Information Requested in Appendix of
Commission's Order Dated February 7, 2014**

Case No. 2013-00446

Question No. 18

Witness: Eileen Saunders

Q-18. a. Identify all changes that KU has made during the period under review to its maintenance and operation practices that also affect fuel usage at KU's generation facilities.

b. Describe the impact of these changes on KU's fuel usage.

A-18. a. None.

b. Not applicable.

KENTUCKY UTILITIES COMPANY

**Response to Information Requested in Appendix of
Commission's Order Dated February 7, 2014**

Case No. 2013-00446

Question No. 19

Witness: Mike Dotson

Q-19. List each written coal supply solicitation issued during the period from May 1, 2013, through October 31, 2013.

- a. For each solicitation, provide the date of the solicitation, the type of solicitation (contract or spot), the quantities solicited, a general description of the quality of coal solicited, the time period over which deliveries were requested, and the generating unit(s) for which the coal was intended.
- b. For each solicitation, state the number of vendors to whom the solicitation was sent, the number of vendors who responded, and the selected vendor. Provide the bid tabulation sheet or corresponding document that ranked the proposals. (This document should identify all vendors who made offers.) State the reasons for each selection. For each lowest-cost bid not selected, explain why the bid was not selected.

A-19. a. The final selection of the vendors who responded to the solicitation dated March 12, 2013 was not complete at the time the data responses were filed in Case No. 2013-00263. The requested information for the selected vendors mentioned above is provided below.

Date: March 12, 2013
Contract/Spot: Contract or Spot (LGE/KU 13-01)
Quantities: No minimum or maximum specified
Quality: Suitable for LG&E and KU power plants
Period: Up to 10 years
Generating Units: All LG&E and KU power plants

- b. Number of vendors receiving bids: 139
Number of vendors responded: 24 companies / 44 offers
Selected vendor(s): High sulfur and middlings coal for barge served plants: The vendor selected was based upon the acceptable lowest evaluated delivered cost.

Spot purchases: Foresight Coal Sales, LLC – J13027
Peabody Coalsales, LLC – J13030
Alliance Coal – J13031
CSV (Eagle River Coal) – J13028
River Trading Co. – J13032
Arch Coal Sales (Middlings) – J14005
Term purchase: Foresight Coal Sales, LLC – J12005

The bid analysis information is confidential and proprietary information and is being filed with the Commission under seal pursuant to a Petition for Confidential Protection.

a. Date: September 3, 2013
Contract/Spot: Contract or Spot (LGE/KU 13-02)
Quantities: No minimum or maximum specified
Quality: Suitable for LG&E and KU power plants
Period: Up to 10 years
Generating Units: All LG&E and KU power plants

b. Number of vendors receiving bids: 133
Number of vendors responded: 18 companies / 36 offers
Selected vendor(s): High sulfur and mid-sulfur coal for barge served plants and Green River Station: The vendor selection was based upon the acceptable lowest evaluated delivered cost.
Spot purchase: Armstrong Coal (Green River) – K14013
Patriot Coal Coal Sales (Green Rivet) – K14012
Term Purchase: Patriot Coal Sales – J14011

The bid analysis information is confidential and proprietary information and is being filed with the Commission under seal pursuant to a Petition for Confidential Protection.

a. Date: November 14, 2013
Contract/Spot: Spot (Middlings) (KU 13-03)
Quantities: No minimum or maximum specified
Quality: Suitable for KU Ghent Station
Period: Up to 1 year
Generating Units: KU Ghent Station

b. Number of vendors receiving bids: 133
Number of vendors responded: 5 companies / 5 offers
Selected vendor(s): Middlings coal for barge delivery to KU's Ghent Station: The vendor selection was based upon the acceptable lowest evaluated delivered cost.
Spot purchase: Arch Coal Sales – J14018

The bid analysis information is confidential and proprietary information and is being filed with the Commission under seal pursuant to a Petition for Confidential Protection.

KENTUCKY UTILITIES COMPANY

**Response to Information Requested in Appendix of
Commission's Order Dated February 7, 2014**

Case No. 2013-00446

Question No. 20

Witness: Mike Dotson

- Q-20. List each oral coal supply solicitation issued during the period from May 1, 2013, through October 31, 2013.
- a. For each solicitation, state why the solicitation was not written, the date(s) of the solicitation, the quantities solicited, a general description of the quality of coal solicited, the time period over which deliveries were requested, and the generating unit(s) for which the coal was intended.
 - b. For each solicitation, identify all vendors solicited and the vendor selected. Provide the tabulation sheet or other document that ranks the proposals. (This document should identify all vendors who made offers.) State the reasons for each selection. For each lowest-cost bid not selected, explain why the bid was not selected.
- A-20. KU did not issue any oral coal solicitations.
- a. Not applicable.
 - b. Not applicable.

KENTUCKY UTILITIES COMPANY

**Response to Information Requested in Appendix of
Commission's Order Dated February 7, 2014**

Case No. 2013-00446

Question No. 21

Witness: Robert M. Conroy

- Q-21. a. List all intersystem sales during the period under review in which KU used a third party's transmission system.
- b. For each sale listed above:
- (1) Describe how KU addressed, for FAC reporting purposes, the cost of fuel expended to cover any line losses incurred to transmit its power across the third party's transmission system; and
 - (2) State the line loss factor used for each transaction and describe how that line loss factor was determined.
- A-21. a. There were no inter-system sales from May 1, 2013 through October 31, 2013, which required a third party's transmission system.
- b. Not applicable.

KENTUCKY UTILITIES COMPANY

**Response to Information Requested in Appendix of
Commission's Order Dated February 7, 2014**

Case No. 2013-00446

Question No. 22

Witness: Robert M. Conroy

Q-22. Describe each change that KU made to its methodology for calculating intersystem sales line losses during the period under review.

A-22. For the billing periods May and June 2013, KU used a line loss factor of one percent to determine the cost of fuel associated with line losses incurred to make an intersystem sale and recovered from such sale consistent with the Commission's August 30, 1999 Order in Case Nos. 94-461-A, 94-461-B, 94-461-C and 95-523, and the March 25, 2003 Order in Case No. 2002-00224.

Effective with the July 2013 billing cycle, KU began using a loss factor of 0.5% to determine the cost of fuel associated with line losses incurred to make intersystem sales consistent with the Commission's June 7, 2013, Amended Order in Case No. 2012-00552.

KENTUCKY UTILITIES COMPANY

**Response to Information Requested in Appendix of
Commission's Order Dated February 7, 2014**

Case No. 2013-00446

Question No. 23

Witness: Mike Dotson

Q-23. State whether, during the period under review, KU has solicited bids for coal with the restriction that it was not mined through strip mining or mountain top removal. If yes, explain the reasons for the restriction on the solicitation, the quantity in tons and price per ton of the coal purchased as a result of this solicitation, and the difference between the price of this coal and the price it could have obtained for the coal if the solicitation had not been restricted.

A-23. KU has not solicited bids with this restriction.

KENTUCKY UTILITIES COMPANY

**Response to Information Requested in Appendix of
Commission's Order Dated February 7, 2014**

Case No. 2013-00446

Question No. 24

Witness: Eileen Saunders

Q-24. Provide a detailed discussion of any specific generation efficiency improvements KU has undertaken during the period under review.

A-24. KU strives to maintain unit efficiency through routine cyclic planned outage maintenance. This maintenance work continues to focus on reestablishing turbine efficiency degraded since the previous outage. Additionally, KU maintains unit efficiency through continuous monitoring of all plant systems during operation. KU contracts Black and Veatch to provide this monitoring on larger units to identify trends which indicate a potential efficiency loss of any system component. Black and Veatch sends notification to the generating stations which track the potential issue through resolution.

In evaluating potential major component projects or replacements that may impact efficiency, KU must balance any potential efficiency benefit associated with the project against both costs and potential implications under the Clean Air Act. KU has not realized any efficiency improvements through major component projects during this period.

KENTUCKY UTILITIES COMPANY

**Response to Information Requested in Appendix of
Commission's Order Dated February 7, 2014**

Case No. 2013-00446

Question No. 25

Witness: Robert M. Conroy / Mike Dotson

- Q-25. Refer to KU's supplemental response, filed under seal, to Item 24 in Appendix B to the Commission's Order of February 13, 2013, in Case No. 2012-00552.
- a. Provide verification that the settlement amount allocated to KU was credited as described in the response.
 - b. Provide the accounting treatment for the settlement amount that was allocated to WKE.
- A-25. a. The settlement amount allocated to KU was credited to Ghent inventory (FERC 151) and is filed with the Commission pursuant to a Petition for Confidential Protection.
- b. The amount allocated to WKE was debited to Account 131 (Cash) and credited to Account 421 (Other Income) on WKE's books, as a reduction to the loss on disposal of discontinued operations recorded in 2009.