



GL Acct (All)

Current Provision		month								
Division	Descr	08/2012	09/2012	10/2012	11/2012	12/2012	01/2013	02/2013	03/2013	
<b>002</b>	39000:Structure & Improv	98	95	148	167	148	111	111	110	
	39005:Structure & Improv	66,070	65,479	65,496	65,503	61,834	57,933	57,933	57,877	
	39009:Improvements - Leased	7,480	6,370	55,945	28,919	48,507	38,487	36,218	23,316	
	39100:Office Furniture And	25,239	25,972	25,574	25,460	26,866	33,094	33,094	32,138	
	39102:Remittance Processing	0	0	0	0	0	0	0	0	
	39103:Office Machines	0	0	0	0	0	0	0	0	
	39104:Office Furn. & Equip	126	127	127	127	129	142	142	142	
	39200:Transportation Equipm	1,661	1,661	1,675	1,672	1,458	1,001	1,001	979	
	39300:Stores Equipment	0	0	0	0	0	0	0	0	
	39400:Tools Shop And Garage	1,844	1,833	1,733	1,733	1,669	1,627	1,627	1,624	
	39500:Laboratory Equipment	58	610	188	188	189	191	201	201	
	39700:Communication Equipme	14,618	23,845	15,577	15,583	14,326	12,708	12,708	12,679	
	39800:Miscellaneous Equipme	1,829	1,758	2,067	2,069	1,609	1,046	1,046	1,035	
	39900:Other Tangible Equipm	989	1,036	1,033	1,027	1,168	1,592	1,625	1,616	
	39901:Servers-Hardware	161,237	163,724	159,915	167,027	156,866	178,841	179,412	177,881	
	39902:Servers-Software	67,074	69,289	70,353	69,901	69,766	94,264	97,581	96,363	
	39903:Network Hardware	31,208	31,896	31,290	31,189	27,989	29,052	29,052	28,770	
	39904:Mainframe Cpu	37	37	0	0	0	0	0	0	
	39905:Mainframe Hardware	23	23	0	0	0	0	0	0	
	39906:Pc Hardware	19,311	19,221	3,610	25,097	26,755	22,796	22,796	22,616	
	39907:Pc Software	10,072	9,618	8,611	7,932	12,205	10,934	10,932	10,607	
	39908:Application Software	699,825	697,491	700,744	703,907	668,237	569,627	569,752	569,267	
	39909:Mainframe Software	367	367	159	159	173	157	159	159	
	39924:Oth Tang Prop - Gen.	0	0	0	0	0	0	0	0	
<b>002 Total</b>		<b>1,109,165</b>	<b>1,120,452</b>	<b>1,144,246</b>	<b>1,147,660</b>	<b>1,119,892</b>	<b>1,053,603</b>	<b>1,055,390</b>	<b>1,037,380</b>	
<b>012</b>	38900:Land	0	0	0	0	0	0	0	0	
	38910:CKV Land&Land Rights	0	0	0	0	0	0	0	0	
	39000:Structure & Improv	85,996	83,087	83,055	83,096	65,290	44,055	44,055	43,056	
	39009:Improvements - Leased	29,374	28,582	28,545	28,586	23,482	17,174	17,174	16,902	
	39010:CKV-Struct & Improv	75,744	74,370	74,357	74,360	65,551	30,792	30,792	30,679	
	39100:Office Furniture And	2,541	2,600	2,708	2,666	2,876	3,683	3,683	3,657	
	39700:Communication Equipme	44,343	43,627	13,152	13,172	11,882	10,123	10,123	10,067	
	39710:CKV-Commun Equip	1,868	1,851	1,850	1,851	1,746	1,279	1,279	1,279	
	39800:Miscellaneous Equipme	46	203	52	52	38	20	20	19	
	39900:Other Tangible Equipm	0	0	0	0	0	0	0	0	
	39901:Servers-Hardware	45,002	45,474	29,450	31,486	31,371	28,764	26,920	38,492	
	39902:Servers-Software	21,402	22,132	12,169	11,828	11,884	16,820	16,820	18,461	
	39903:Network Hardware	4,007	8,312	3,495	3,459	3,134	3,241	3,241	3,189	
	39906:Pc Hardware	9,851	9,133	3,018	3,294	3,104	2,589	2,587	4,838	
	39907:Pc Software	2,671	2,753	2,770	3,016	3,388	2,515	2,480	2,360	
	39908:Application Software	736,056	732,461	721,326	724,061	674,433	481,241	481,241	477,437	
	39910:CKV-Other Tang Equip	419	435	437	435	493	1,021	1,034	1,032	
	39916:CKV-Pc Hardware	2,364	2,341	2,342	2,341	2,106	1,463	1,463	1,457	
	39917:CKV-Pc Software	697	692	694	692	588	514	514	508	
	39924:Oth Tang Prop - Gen.	0	0	0	268	14,055	203	149	0	
<b>012 Total</b>		<b>1,062,384</b>	<b>1,058,053</b>	<b>979,421</b>	<b>984,673</b>	<b>915,621</b>	<b>645,497</b>	<b>643,575</b>	<b>653,433</b>	
<b>009</b>	30100:Organization Grp	0	0	0	0	0	0	0	0	
	30200:Franch & Consent Grp	0	0	0	0	0	0	0	0	
	32520:Producing Leaseholds	12	12	12	12	12	12	12	12	
	32540:Rights-Of-Way	159	159	159	159	159	159	159	159	
	33100:Producing Gas Wells -	0	0	0	0	0	0	0	0	
	33201:Field Lines	0	0	0	0	0	0	0	0	
	33202:Tributary Lines	0	0	0	0	0	0	0	0	
	33400:Field Measuring And R	0	0	0	0	0	0	0	0	
	33600:Purification Equipmen	194	194	194	194	194	194	194	194	
	35010:Land	0	0	0	0	0	0	0	0	
	35020:Rights-Of-Way	0	0	0	0	0	0	0	0	
	35100:Structures And Improv	9	9	9	9	9	9	9	9	
	35102:Compressor Station Eq	77	77	77	77	77	77	77	77	
	35103:Measuring And Reg. St	0	0	0	0	0	0	0	0	
	35104:Other Structures	0	0	0	0	0	0	0	0	
	35200:Rights Of Way	4,950	4,950	5,740	5,740	5,741	5,741	5,741	5,741	
	35201:Well Construction	3,284	3,284	3,137	3,137	3,137	3,137	3,137	3,137	
	35202:Well Equipment	1,028	1,028	1,028	1,028	1,028	1,028	1,028	1,028	
	35203:Cushion Gas Grp	3,361	3,361	3,361	3,361	3,361	3,361	3,361	3,361	
	35210:Storage Leaseholds An	0	0	0	0	0	0	0	0	
	35211:Storage Rights	20	20	20	20	20	20	20	20	
	35301:Storage Field Lines	0	0	0	0	0	0	0	10	
	35302:Storage Tributary Lin	0	0	0	0	0	0	0	0	
	35400:Compressor Station Eq	463	463	462	462	462	462	462	462	
	35500:Measuring and Regulat	0	0	0	0	0	0	0	0	
	35600:Purification Equipmen	0	0	0	0	0	0	0	0	
	36510:Land & Land Rights	0	0	0	0	0	0	0	0	
	36520:Rights-Of-Way	1,193	1,193	1,193	1,193	1,193	1,193	1,193	1,193	
	36602:Meas. & Reg. Sta. Str	78	78	84	84	84	84	84	84	
	36603:Other Structures	104	104	104	104	104	104	104	104	
	36700:Mains - Cathodic Prot	572	572	572	572	572	572	572	572	
	36701:Mains - Steel	40,594	40,553	40,664	40,431	40,431	40,409	40,409	40,409	
	36900:Measuring And Reg. St	713	713	713	713	713	713	713	713	
	36901:Measuring And Reg. St	2,808	2,808	2,808	2,808	2,808	2,807	2,807	2,807	
	37400:Land & Land Right Grp	0	0	0	0	0	0	0	0	
	37401:Land	0	0	0	0	0	0	0	0	
	37402:Land Rights	393	393	393	393	393	393	393	393	
	37403:Land Other	0	0	0	0	0	0	0	0	
	37500:Structures & Improvem	869	1,001	891	891	891	891	891	891	

Division	Descr	08/2012	09/2012	10/2012	11/2012	12/2012	01/2013	02/2013	03/2013
37501:Struct. & improv. - T		269	269	269	269	269	269	269	269
37502:Land Rights		123	123	123	123	123	123	123	123
37503:Improvements		11	11	11	11	11	11	11	11
37600:Mains - Cathodic Prot		20,344	20,768	20,903	20,931	20,967	21,006	21,050	21,112
37601:Mains - Steel		146,823	176,645	160,172	160,217	160,389	160,526	160,223	160,462
37602:Mains - Plastic		71,873	106,448	77,751	77,959	78,441	78,892	79,602	79,747
37800:Meas. And Reg. Sta. E		7,551	8,919	7,799	7,800	7,897	7,929	7,981	7,981
37900:Meas & Reg Station Eq		3,793	4,858	3,879	4,000	4,001	4,068	4,155	4,215
37905:Meas & Reg Sta Eq - C		2,884	2,769	2,866	2,866	2,866	2,866	2,866	2,866
38000:Services		334,365	340,756	331,786	332,729	333,973	334,562	335,773	336,958
38100:Meters		117,571	128,936	116,882	118,280	121,087	122,137	123,147	124,444
38200:Meter Installations		185,215	188,349	185,826	186,128	186,091	186,355	186,589	186,707
38300:House Regulators		16,896	16,791	16,669	16,710	16,737	16,771	16,841	16,832
38400:House Regulator Insta		260	260	260	260	260	260	260	260
38500:Industrial Measuring		10,698	10,867	10,854	10,860	10,866	10,883	10,883	10,900
38900:Land & Land Rights		0	0	0	0	0	0	0	0
39000:Structure & Improv		12,887	20,398	12,363	12,362	12,713	12,813	12,813	12,778
39002:Structure-Brick Grp		1,476	480	0	0	0	0	0	0
39003:Improvements Grp		5,987	5,987	5,987	5,987	5,987	5,987	5,987	5,987
39004:Air Condition Eq Grp		0	0	0	0	0	0	0	0
39009:Improvement-Leased Grp		2,516	2,516	2,516	2,516	2,516	2,516	2,516	2,516
39100:Office Furniture And		7,602	8,452	7,535	7,535	7,535	7,535	7,535	7,518
39103:Office Machines		0	0	0	0	0	0	0	0
39200:Transp Equip-Group		19,703	19,703	19,703	19,703	19,703	19,703	19,703	12,010
39201:Wkg Trucks - Group		0	0	0	0	0	0	0	0
39202:Wkg Trailers - Group		0	0	0	0	0	0	0	0
39400:Tools Shop And Garage		12,036	12,775	11,659	11,659	11,659	11,708	11,797	11,860
39603:Ditchers - Group		489	489	929	929	929	929	929	929
39604:Backhoes - Group		1,086	1,086	1,086	1,086	1,086	1,086	1,086	1,086
39605:Welders - Group		452	452	575	575	575	575	575	575
39700:Communication Equipme		1,709	1,709	1,709	1,709	1,708	1,708	1,708	1,708
39701:Communication Equip.		0	0	0	0	0	0	0	0
39702:Communication Equip.		0	0	0	0	0	0	0	0
39705:Communication Equip.		300	300	300	300	300	300	300	300
39800:Miscellaneous Equipme		11,859	11,550	11,814	11,819	11,369	11,389	11,389	11,752
39901:Servers Hardware		0	0	0	0	0	0	0	0
39902:Servers Software		0	0	0	0	0	0	0	0
39903:Network Hardware		0	0	0	0	0	0	0	0
39906:Pc Hardware		1,777	1,327	1,757	1,757	1,468	1,468	1,477	1,477
39907:Pc Software		0	0	0	0	0	0	0	0
39908:Application Software		0	0	0	0	0	0	0	0
<b>008 Total</b>		<b>1,059,418</b>	<b>1,154,965</b>	<b>1,075,702</b>	<b>1,078,465</b>	<b>1,082,914</b>	<b>1,085,738</b>	<b>1,088,953</b>	<b>1,084,757</b>
<b>091</b>	39001:Struc - Frame Grp	330	330	330	330	330	330	330	330
	39004:Air Condit Equip Grp	0	0	0	0	0	0	0	0
	39009:Improve - Leased Grp	0	0	0	0	0	0	0	0
	39100:Office Furniture And	0	0	0	0	497	497	370	0
	39200:Transp Equip- Group	0	0	0	0	0	0	0	0
	39300:Stores Equipment	25	25	25	25	25	25	25	25
	39400:Tools Shop And Garage	520	520	520	520	520	520	520	520
	39600:Power Op Equip-Group	147	147	147	147	147	147	147	147
	39700:Communication Equipme	1,621	1,621	1,614	1,614	1,334	1,334	1,334	1,334
	39800:Miscellaneous Equipme	4,252	4,252	4,252	4,252	4,252	4,252	4,252	4,252
	39900:Other Tangible Equip	0	0	0	0	0	0	0	0
	39901:Servers Hardware	2,581	2,581	2,581	2,581	2,581	2,581	2,581	2,581
	39902:Servers Software	0	0	0	0	0	0	0	0
	39903:Network Hardware	0	0	0	0	0	0	0	0
	39906:Pc Hardware	0	0	0	0	0	0	9,844	9,183
	39907:Pc Software	0	0	0	0	0	0	0	0
	39908:Application Software	0	0	0	0	0	0	0	0
<b>091 Total</b>		<b>9,477</b>	<b>9,477</b>	<b>9,470</b>	<b>9,470</b>	<b>9,687</b>	<b>9,687</b>	<b>19,404</b>	<b>18,372</b>
<b>Grand Total</b>		<b>3,240,444</b>	<b>3,342,946</b>	<b>3,208,839</b>	<b>3,220,268</b>	<b>3,128,013</b>	<b>2,794,525</b>	<b>2,807,322</b>	<b>2,793,942</b>

GL Acct (Alt)		Current Retirements								
		month								
Division	Descr	08/2012	09/2012	10/2012	11/2012	12/2012	01/2013	02/2013	03/2013	
002	39000:Structure & Improv	0	0	0	0	0	0	0	0	0
	39005:Structure & Improv	0	0	0	0	0	0	0	0	0
	39009:Improvements - Leased	0	0	0	0	0	0	0	0	0
	39100:Office Furniture And	0	0	0	0	0	0	0	-294,032	0
	39102:Remittance Processing	0	0	0	0	0	0	0	0	0
	39103:Office Machines	0	0	0	0	0	0	0	0	0
	39104:Office Furn. & Equip	0	0	0	0	0	0	0	0	0
	39200:Transportation Equipm	0	0	0	0	0	0	0	0	0
	39300:Stores Equipment	0	0	0	0	0	0	0	0	0
	39400:Tools Shop And Garage	0	0	0	0	0	0	0	0	0
	39500:Laboratory Equipment	0	0	0	0	0	0	0	0	0
	39700:Communication Equipme	0	0	0	0	0	0	0	0	0
	39800:Miscellaneous Equipme	0	0	0	0	0	0	0	0	0
	39900:Other Tangible Equipm	0	0	0	0	0	0	0	0	0
	39901:Servers-Hardware	0	0	0	0	0	0	0	0	0
	39902:Servers-Software	0	0	0	0	0	0	0	0	0
	39903:Network Hardware	0	0	0	0	-96,188	0	0	0	0
	39904:Mainframe Cpu	0	0	0	0	0	0	0	0	0
	39905:Mainframe Hardware	0	0	0	0	0	0	0	0	0
	39906:Pc Hardware	0	0	0	0	-215,892	0	0	0	0
	39907:Pc Software	0	0	0	0	-361,587	0	0	0	0
	39908:Application Software	0	0	0	0	-30,794	0	0	0	0
	39909:Mainframe Software	0	0	0	0	0	0	0	0	0
	39924:Oth Tang Prop - Gen.	0	0	0	0	0	0	0	0	0
<b>002 Total</b>		<b>0</b>	<b>0</b>	<b>0</b>	<b>0</b>	<b>-704,462</b>	<b>0</b>	<b>0</b>	<b>-294,032</b>	<b>0</b>
012	38900:Land	0	0	0	0	0	0	0	0	0
	38910:CKV Land&Land Rights	0	0	0	0	0	0	0	0	0
	39000:Structure & Improv	0	0	0	0	0	0	0	0	0
	39009:Improvements - Leased	0	0	0	0	0	0	0	0	0
	39010:CKV-Struct & Improv	0	0	0	0	0	0	0	0	0
	39100:Office Furniture And	0	0	0	0	0	0	0	0	0
	39700:Communication Equipme	0	0	0	0	0	0	0	0	0
	39710:CKV-Commun Equip	0	0	0	0	0	0	0	0	0
	39800:Miscellaneous Equipme	0	0	0	0	0	0	0	0	0
	39900:Other Tangible Equipm	0	0	0	0	0	0	0	0	0
	39901:Servers-Hardware	0	0	0	0	0	0	0	0	0
	39902:Servers-Software	0	0	0	0	0	0	0	0	0
	39903:Network Hardware	0	0	0	0	0	0	0	0	0
	39906:Pc Hardware	0	0	0	0	0	0	0	0	0
	39907:Pc Software	0	0	0	0	0	0	0	0	0
	39908:Application Software	0	0	0	0	-92,355	0	0	0	0
	39910:CKV-Other Tang Equip	0	0	0	0	0	0	0	0	0
	39916:CKV-Pc Hardware	0	0	0	0	0	0	0	0	0
	39917:CKV-Pc Software	0	0	0	0	0	0	0	0	0
	39924:Oth Tang Prop - Gen.	0	0	0	0	-9,347	0	0	0	0
<b>012 Total</b>		<b>0</b>	<b>0</b>	<b>0</b>	<b>0</b>	<b>-101,701</b>	<b>0</b>	<b>0</b>	<b>0</b>	<b>0</b>
009	30100:Organization Grp	0	0	0	0	0	0	0	0	0
	30200:Franch & Consent Grp	0	0	0	0	0	0	0	0	0
	32520:Producing Leaseholds	0	0	0	0	0	0	0	0	0
	32540:Rights-Of-Way	0	0	0	0	0	0	0	0	0
	33100:Producing Gas Wells -	0	0	0	0	0	0	0	0	0
	33201:Field Lines	0	0	0	0	0	0	0	0	0
	33202:Tributary Lines	0	0	0	0	0	0	0	0	0
	33400:Field Measuring And R	0	0	0	0	0	0	0	0	0
	33600:Purification Equipmen	0	0	0	0	0	0	0	0	0
	35010:Land	0	0	0	0	0	0	0	0	0
	35020:Rights-Of-Way	0	0	0	0	0	0	0	0	0
	35100:Structures And Improv	0	0	0	0	0	0	0	0	0
	35102:Compressor Station Eq	0	0	0	0	0	0	0	0	0
	35103:Measuring And Reg. St	0	0	0	0	0	0	0	0	0
	35104:Other Structures	0	0	0	0	0	0	0	0	0
	35200:Rights Of Way	0	0	0	0	0	0	0	0	0
	35201:Well Construction	0	-167,597	0	0	0	0	0	0	0
	35202:Well Equipment	0	0	0	0	0	0	0	0	0
	35203:Cushion Gas Grp	0	0	0	0	0	0	0	0	0
	35210:Storage Leaseholds An	0	0	0	0	0	0	0	0	0
	35211:Storage Rights	0	0	0	0	0	0	0	0	0
	35301:Storage Field Lines	0	0	0	0	0	0	0	0	0
	35302:Storage Tributary Lin	0	0	0	0	0	0	0	0	0
	35400:Compressor Station Eq	0	0	0	0	0	0	0	0	0
	35500:Measuring and Regulat	0	0	0	0	0	0	0	0	0
	35600:Purification Equipmen	0	0	0	0	0	0	0	0	0
	36510:Land & Land Rights	0	0	0	0	0	0	0	0	0
	36520:Rights-Of-Way	0	0	0	0	0	0	0	0	0
	36602:Meas. & Reg. Sta. Str	0	0	0	0	0	0	0	0	0
	36603:Other Structures	0	0	0	0	0	0	0	0	0
	36700:Mains - Cathodic Prot	0	0	0	0	0	0	0	0	0
	36701:Mains - Steel	0	-9,558	0	-302,693	0	-23,746	0	0	0
	36900:Measuring And Reg. St	0	0	0	0	0	0	0	0	0
	36901:Measuring And Reg. St	-132	0	0	0	0	-805	0	0	0
	37400:Land & Land Right Grp	0	0	0	0	0	0	0	0	0
	37401:Land	0	0	0	0	0	0	0	0	0
	37402:Land Rights	0	0	0	0	0	0	0	0	0
	37403:Land Other	0	0	0	0	0	0	0	0	0
	37500:Structures & Improvem	0	0	0	0	0	0	0	0	0



Division	Descr	08/2012	09/2012	10/2012	11/2012	12/2012	01/2013	02/2013	03/2013
	37501:Struct. & Improv. - T	0	0	0	0	0	0	0	0
	37502:Land Rights	0	0	0	0	0	0	0	0
	37503:Improvements	0	0	0	0	0	0	0	0
	37600:Mains - Cathodic Prot	0	-35,118	0	0	-3,284	0	0	0
	37601:Mains - Steel	-31,300	-520,135	-34,999	-207	-6,823	-122,278	-43,400	-2,840
	37602:Mains - Plastic	-3,675	-109,235	-59,241	-13,839	-3,197	-16,734	-4,097	-390
	37800:Meas. And Reg. Sta. E	-2,466	-9,437	-1,790	0	0	-767	-564	-195
	37900:Meas & Reg Station Eq	0	0	0	0	0	0	0	0
	37905:Meas & Reg Sta Eq - C	-205	-9,476	0	0	0	0	0	0
	38000:Services	-118,206	-221,923	-93,076	-77,634	-10,815	-190,803	-210,607	-61,191
	38100:Meters	0	0	0	0	0	0	0	0
	38200:Meter Installations	-48,738	-28,731	-39,319	-17,653	-25,908	-27,002	-24,719	0
	38300:House Regulators	0	0	0	0	0	0	0	0
	38400:House Regulator Insta	0	0	0	0	0	0	0	0
	38500:Industrial Measuring	0	-6,251	0	0	0	0	0	0
	38900:Land & Land Rights	0	0	0	0	0	0	0	0
	39000:Structure & Improv	0	0	0	0	0	0	0	-5,256
	39002:Structure-Brick Grp	0	0	0	0	0	0	0	0
	39003:Improvements Grp	0	0	0	0	0	0	0	0
	39004:Air Condition Eq Grp	0	0	0	0	0	0	0	0
	39009:Improvment-Leased Grp	0	0	0	0	0	0	0	0
	39100:Office Furniture And	0	-2,689	0	0	0	0	0	-3,836
	39103:Office Machines	0	0	0	0	0	0	0	0
	39200:Transp Equip-Group	0	0	0	0	0	0	0	0
	39201:Wkg Trucks - Group	0	0	0	0	0	0	0	0
	39202:Wkg Trailers - Group	0	0	0	0	0	0	0	0
	39400:Tools Shop And Garage	-1,577	-11,373	0	0	0	0	0	0
	39603:Ditchers - Group	0	0	0	0	0	0	0	0
	39604:Backhoes - Group	0	0	0	0	0	0	0	0
	39605:Welders - Group	0	0	0	0	0	0	0	0
	39700:Communication Equipme	0	0	0	0	-441	0	0	0
	39701:Communication Equip.	0	0	0	0	0	0	0	0
	39702:Communication Equip.	0	0	0	0	0	0	0	0
	39705:Communication Equip.	0	0	0	0	0	0	0	0
	39800:Miscellaneous Equipme	0	-109,838	0	0	-213,314	0	0	0
	39901:Servers Hardware	0	0	0	0	0	0	0	0
	39902:Servers Software	0	0	0	0	-12,698	0	0	0
	39903:Network Hardware	0	0	0	0	-459,485	0	0	0
	39906:Pc Hardware	0	-399,769	0	0	-947,532	0	-110,211	0
	39907:Pc Software	0	0	0	0	-233,448	0	0	0
	39908:Application Software	0	0	0	0	-272,696	0	0	0
<b>009 Total</b>		<b>-206,298</b>	<b>-1,473,535</b>	<b>-396,023</b>	<b>-412,025</b>	<b>-2,189,640</b>	<b>-382,134</b>	<b>-393,600</b>	<b>-73,709</b>
<b>091</b>	39001:Struc - Frame Grp	0	0	0	0	0	0	0	0
	39004:Air Condit Equip Grp	0	0	0	0	0	0	0	0
	39009:Improve - Leased Grp	0	0	0	0	0	0	0	0
	39100:Office Furniture And	0	0	0	0	0	0	0	0
	39200:Transp Equip- Group	0	0	0	0	0	0	0	0
	39300:Stores Equipment	0	0	0	0	0	0	0	0
	39400:Tools Shop And Garage	0	0	0	0	0	0	0	0
	39600:Power Op Equip-Group	0	0	0	0	0	0	0	0
	39700:Communication Equipme	0	0	0	0	-91,931	0	0	0
	39800:Miscellaneous Equipme	0	0	0	0	-232	0	0	0
	39900:Other Tangible Equip	0	0	0	0	0	0	0	0
	39901:Servers Hardware	0	0	0	0	0	0	0	0
	39902:Servers Software	0	0	0	0	0	0	0	0
	39903:Network Hardware	0	0	0	0	-11,191	0	0	0
	39906:Pc Hardware	0	0	0	0	-630,450	0	0	0
	39907:Pc Software	0	0	0	0	-88,815	0	0	0
	39908:Application Software	0	0	0	0	-707,722	0	0	0
<b>091 Total</b>		<b>0</b>	<b>0</b>	<b>0</b>	<b>0</b>	<b>-1,530,342</b>	<b>0</b>	<b>0</b>	<b>0</b>
<b>Grand Total</b>		<b>-206,298</b>	<b>-1,473,535</b>	<b>-396,023</b>	<b>-412,025</b>	<b>-4,526,145</b>	<b>-382,134</b>	<b>-393,600</b>	<b>-367,741</b>

GL Acct (All)

Current Transfers		month								
Division	Descr	08/2012	09/2012	10/2012	11/2012	12/2012	01/2013	02/2013	03/2013	
002	3900:Structure & Improv	0	0	0	0	0	0	0	0	0
	39005:Structure & Improv	0	0	0	0	0	0	0	0	0
	39009:Improvements - Leased	0	0	0	0	0	0	0	0	0
	39100:Office Furniture And	0	0	0	0	0	0	0	0	0
	39102:Remittance Processing	0	0	0	0	0	0	0	0	0
	39103:Office Machines	0	0	0	0	0	0	0	0	0
	39104:Office Furn. & Equip	0	0	0	0	0	0	0	0	0
	39200:Transportation Equipm	0	0	0	0	0	0	0	0	0
	39300:Stores Equipment	0	0	0	0	0	0	0	0	0
	39400:Tools Shop And Garage	0	0	0	0	0	0	0	0	0
	39500:Laboratory Equipment	0	0	0	0	0	0	0	0	0
	39700:Communication Equipme	0	0	0	0	0	0	0	0	0
	39800:Miscellaneous Equipme	0	0	0	0	0	0	0	0	0
	39900:Other Tangible Equipm	0	0	0	0	0	0	0	0	0
	39901:Servers-Hardware	0	0	0	0	0	0	0	0	0
	39902:Servers-Software	0	0	0	0	0	0	0	0	0
	39903:Network Hardware	0	0	0	0	0	0	0	0	0
	39904:Mainframe Cpu	0	0	0	0	0	0	0	0	0
	39905:Mainframe Hardware	0	0	0	0	0	0	0	0	0
	39906:Pc Hardware	0	0	0	0	0	-400	0	0	0
	39907:Pc Software	0	0	0	0	0	0	0	0	0
	39908:Application Software	0	0	0	0	0	-3,273	0	0	0
	39909:Mainframe Software	0	0	0	0	0	0	0	0	0
	39924:Oth Tang Prop - Gen.	0	0	0	0	0	0	0	0	0
<b>002 Total</b>		<b>0</b>	<b>0</b>	<b>0</b>	<b>0</b>	<b>0</b>	<b>-3,673</b>	<b>0</b>	<b>0</b>	<b>0</b>
012	38900:Land	0	0	0	0	0	0	0	0	0
	38910:CKV Land&Land Rights	0	0	0	0	0	0	0	0	0
	39000:Structure & Improv	0	0	0	0	0	0	0	0	0
	39009:Improvements - Leased	0	0	0	0	0	0	0	0	0
	39010:CKV-Struct & Improv	0	0	0	0	0	0	0	0	0
	39100:Office Furniture And	0	0	0	0	0	0	0	0	0
	39700:Communication Equipme	0	0	0	0	0	0	0	0	0
	39710:CKV-Commun Equip	0	0	0	0	0	0	0	0	0
	39800:Miscellaneous Equipme	0	0	0	0	0	0	0	0	0
	39900:Other Tangible Equipm	0	0	0	0	0	0	0	0	0
	39901:Servers-Hardware	0	0	0	0	0	0	0	0	0
	39902:Servers-Software	0	0	0	0	0	0	0	0	0
	39903:Network Hardware	0	0	0	0	0	0	0	0	0
	39906:Pc Hardware	0	0	0	0	0	400	0	0	0
	39907:Pc Software	0	0	0	0	0	0	0	0	0
	39908:Application Software	0	0	0	0	0	3,273	0	0	0
	39910:CKV-Other Tang Equip	0	0	0	0	0	0	0	0	0
	39916:CKV-Pc Hardware	0	0	0	0	0	0	0	0	0
	39917:CKV-Pc Software	0	0	0	0	0	0	0	0	0
	39924:Oth Tang Prop - Gen.	0	0	0	0	0	0	0	0	0
<b>012 Total</b>		<b>0</b>	<b>0</b>	<b>0</b>	<b>0</b>	<b>0</b>	<b>3,673</b>	<b>0</b>	<b>0</b>	<b>0</b>
009	30100:Organization Grp	0	0	0	0	0	0	0	0	0
	30200:Franch & Consent Grp	0	0	0	0	0	0	0	0	0
	32520:Producing Leaseholds	0	0	0	0	0	0	0	0	0
	32540:Rights-Of-Way	0	0	0	0	0	0	0	0	0
	33100:Producing Gas Wells -	0	0	0	0	0	0	0	0	0
	33201:Field Lines	0	0	0	0	0	0	0	0	0
	33202:Tributary Lines	0	0	0	0	0	0	0	0	0
	33400:Field Measuring And R	0	0	0	0	0	0	0	0	0
	33600:Purification Equipmen	0	0	0	0	0	0	0	0	0
	35010:Land	0	0	0	0	0	0	0	0	0
	35020:Rights-Of-Way	0	0	0	0	0	0	0	0	0
	35100:Structures And Improv	0	0	0	0	0	0	0	0	0
	35102:Compressor Station Eq	0	0	0	0	0	0	0	0	0
	35103:Measuring And Reg. St	0	0	0	0	0	0	0	0	0
	35104:Other Structures	0	0	0	0	0	0	0	0	0
	35200:Rights Of Way	0	0	0	0	0	0	0	0	0
	35201:Well Construction	0	0	0	0	0	0	0	0	0
	35202:Well Equipment	0	0	0	0	0	0	0	0	0
	35203:Cushion Gas Grp	0	0	0	0	0	0	0	0	0
	35210:Storage Leaseholds An	0	0	0	0	0	0	0	0	0
	35211:Storage Rights	0	0	0	0	0	0	0	0	0
	35301:Storage Field Lines	0	0	0	0	0	0	0	0	0
	35302:Storage Tributary Lin	0	0	0	0	0	0	0	0	0
	35400:Compressor Station Eq	0	0	0	0	0	0	0	0	0
	35500:Measuring and Regulat	0	0	0	0	0	0	0	0	0
	35600:Purification Equipmen	0	0	0	0	0	0	0	0	0
	36510:Land & Land Rights	0	0	0	0	0	0	0	0	0
	36520:Rights-Of-Way	0	0	0	0	0	0	0	0	0
	36602:Meas. & Reg. Sta. Str	0	0	0	0	0	0	0	0	0
	36603:Other Structures	0	0	0	0	0	0	0	0	0
	36700:Mains - Cathodic Prot	0	0	0	0	0	0	0	0	0
	36701:Mains - Steel	0	0	0	0	0	0	0	0	0
	36900:Measuring And Reg. St	0	0	0	0	0	0	0	0	0
	36901:Measuring And Reg. St	0	0	0	0	0	0	0	0	0
	37400:Land & Land Righl Grp	0	0	0	0	0	0	0	0	0
	37401:Land	0	0	0	0	0	0	0	0	0
	37402:Land Rights	0	0	0	0	0	0	0	0	0
	37403:Land Other	0	0	0	0	0	0	0	0	0
	37500:Structures & Improvem	0	0	0	0	0	0	0	0	0

Division	Descr	08/2012	09/2012	10/2012	11/2012	12/2012	01/2013	02/2013	03/2013
	37501:Struct. & Improv. - T	0	0	0	0	0	0	0	0
	37502:Land Rights	0	0	0	0	0	0	0	0
	37503:Improvements	0	0	0	0	0	0	0	0
	37600:Mains - Cathodic Prot	0	0	0	0	0	0	0	0
	37601:Mains - Steel	0	0	0	0	0	0	0	0
	37602:Mains - Plastic	0	0	0	0	0	0	0	0
	37800:Meas. And Reg. Sta. E	0	0	0	0	0	0	0	0
	37900:Meas & Reg Station Eq	0	0	0	0	0	0	0	0
	37905:Meas & Reg Sta Eq - C	0	0	0	0	0	0	0	0
	38000:Services	0	0	0	0	0	0	0	0
	38100:Meters	0	0	0	0	0	0	0	0
	38200:Meter Installations	0	0	0	0	0	0	0	0
	38300:House Regulators	0	0	0	0	0	0	0	0
	38400:House Regulator Insta	0	0	0	0	0	0	0	0
	38500:Industrial Measuring	0	0	0	0	0	0	0	0
	38900:Land & Land Rights	0	0	0	0	0	0	0	0
	39000:Structure & Improv	0	0	0	0	0	0	0	0
	39002:Structure-Brick Grp	0	0	0	0	0	0	0	0
	39003:Improvements Grp	0	0	0	0	0	0	0	0
	39004:Air Condition Eq Grp	0	0	0	0	0	0	0	0
	39009:Improvement-Leased Grp	0	0	0	0	0	0	0	0
	39100:Office Furniture And	0	0	0	0	0	0	0	0
	39103:Office Machines	0	0	0	0	0	0	0	0
	39200:Transp Equip-Group	0	0	0	0	0	0	0	0
	39201:Wkg Trucks - Group	0	0	0	0	0	0	0	0
	39202:Wkg Trailers - Group	0	0	0	0	0	0	0	0
	39400:Tools Shop And Garage	0	0	0	0	0	0	0	0
	39603:Ditchers - Group	0	0	0	0	0	0	0	0
	39604:Backhoes - Group	0	0	0	0	0	0	0	0
	39605:Welders - Group	0	0	0	0	0	0	0	0
	39700:Communication Equipme	0	0	0	0	0	0	0	0
	39701:Communication Equip.	0	0	0	0	0	0	0	0
	39702:Communication Equip.	0	0	0	0	0	0	0	0
	39705:Communication Equip.	0	0	0	0	0	0	0	0
	39800:Miscellaneous Equipme	0	0	0	0	0	0	0	0
	39901:Servers Hardware	0	0	0	0	0	0	0	0
	39902:Servers Software	0	0	0	0	0	0	0	0
	39903:Network Hardware	0	0	0	0	0	0	0	0
	39906:Pc Hardware	0	0	0	0	0	0	0	0
	39907:Pc Software	0	0	0	0	0	0	0	0
	39908:Application Software	0	0	0	0	0	0	0	0
<b>009 Total</b>		<b>0</b>	<b>0</b>	<b>0</b>	<b>0</b>	<b>0</b>	<b>0</b>	<b>0</b>	<b>0</b>
<b>091</b>	39001:Struc - Frame Grp	0	0	0	0	0	0	0	0
	39004:Air Condit Equip Grp	0	0	0	0	0	0	0	0
	39009:Improve - Leased Grp	0	0	0	0	0	0	0	0
	39100:Office Furniture And	0	0	0	0	0	0	-898	0
	39200:Transp Equip- Group	0	0	0	0	0	0	0	0
	39300:Stores Equipment	0	0	0	0	0	0	0	0
	39400:Tools Shop And Garage	0	0	0	0	0	0	0	0
	39600:Power Op Equip-Group	0	0	0	0	0	0	0	0
	39700:Communication Equipme	0	0	0	0	0	0	0	0
	39800:Miscellaneous Equipme	0	0	0	0	0	0	0	0
	39900:Other Tangible Equip	0	0	0	0	0	0	0	0
	39901:Servers Hardware	0	0	0	0	0	0	0	0
	39902:Servers Software	0	0	0	0	0	0	0	0
	39903:Network Hardware	0	0	0	0	0	0	0	0
	39906:Pc Hardware	0	0	0	0	0	0	0	-8,092
	39907:Pc Software	0	0	0	0	0	0	0	0
	39908:Application Software	0	0	0	0	0	0	0	0
<b>091 Total</b>		<b>0</b>	<b>0</b>	<b>0</b>	<b>0</b>	<b>0</b>	<b>0</b>	<b>-898</b>	<b>-8,092</b>
<b>Grand Total</b>		<b>0</b>	<b>0</b>	<b>0</b>	<b>0</b>	<b>0</b>	<b>0</b>	<b>-898</b>	<b>-8,092</b>

GL Acct (All)

Current COR Division	Descr	month								
		08/2012	09/2012	10/2012	11/2012	12/2012	01/2013	02/2013	03/2013	
<b>002</b>	39000:Structure & Improv	0	0	0	0	0	0	0	0	0
	39005:Structure & Improv	0	0	0	0	0	0	0	0	0
	39009:Improvements - Leased	0	0	0	0	0	0	0	0	0
	39100:Office Furniture And	0	0	0	0	0	0	0	0	0
	39102:Remittance Processing	0	0	0	0	0	0	0	0	0
	39103:Office Machines	0	0	0	0	0	0	0	0	0
	39104:Office Furn. & Equip	0	0	0	0	0	0	0	0	0
	39200:Transportation Equipm	0	0	0	0	0	0	0	0	0
	39300:Stores Equipment	0	0	0	0	0	0	0	0	0
	39400:Tools Shop And Garage	0	0	0	0	0	0	0	0	0
	39500:Laboratory Equipment	0	0	0	0	0	0	0	0	0
	39700:Communication Equipme	0	0	0	0	0	0	0	0	0
	39800:Miscellaneous Equipme	0	0	0	0	0	0	0	0	0
	39900:Other Tangible Equipm	0	0	0	0	0	0	0	0	0
	39901:Servers-Hardware	0	0	0	0	0	0	0	0	0
	39902:Servers-Software	0	0	0	0	0	0	0	0	0
	39903:Network Hardware	0	0	0	0	0	0	0	0	0
	39904:Mainframe Cpu	0	0	0	0	0	0	0	0	0
	39905:Mainframe Hardware	0	0	0	0	0	0	0	0	0
	39906:Pc Hardware	0	0	0	0	0	0	0	0	0
	39907:Pc Software	0	0	0	0	0	0	0	0	0
	39908:Application Software	0	0	0	0	0	0	0	0	0
	39909:Mainframe Software	0	0	0	0	0	0	0	0	0
	39924:Oth Tang Prop - Gen.	0	0	0	0	0	0	0	0	0
<b>002 Total</b>		<b>0</b>	<b>0</b>	<b>0</b>	<b>0</b>	<b>0</b>	<b>0</b>	<b>0</b>	<b>0</b>	<b>0</b>
<b>012</b>	38900:Land	0	0	0	0	0				
	38910:CKV Land&Land Rights	0	0	0	0	0				
	39000:Structure & Improv	0	0	0	0	0	0	0	0	0
	39009:Improvements - Leased	0	0	0	0	0	0	0	0	0
	39010:CKV-Struct & Improv	0	0	0	0	0	0	0	0	0
	39100:Office Furniture And	0	0	0	0	0	0	0	0	0
	39700:Communication Equipme	0	0	0	0	0	0	0	0	0
	39710:CKV-Commun Equip	0	0	0	0	0	0	0	0	0
	39800:Miscellaneous Equipme	0	0	0	0	0	0	0	0	0
	39900:Other Tangible Equipm	0	0	0	0	0	0	0	0	0
	39901:Servers-Hardware	0	0	0	0	0	0	0	0	0
	39902:Servers-Software	0	0	0	0	0	0	0	0	0
	39903:Network Hardware	0	0	0	0	0	0	0	0	0
	39906:Pc Hardware	0	0	0	0	0	0	0	0	0
	39907:Pc Software	0	0	0	0	0	0	0	0	0
	39908:Application Software	0	0	0	0	0	0	0	0	0
	39910:CKV-Other Tang Equip	0	0	0	0	0	0	0	0	0
	39916:CKV-Pc Hardware	0	0	0	0	0	0	0	0	0
	39917:CKV-Pc Software	0	0	0	0	0	0	0	0	0
	39924:Oth Tang Prop - Gen.	0	0	0	0	0	0	0	0	0
<b>012 Total</b>		<b>0</b>	<b>0</b>	<b>0</b>	<b>0</b>	<b>0</b>	<b>0</b>	<b>0</b>	<b>0</b>	<b>0</b>
<b>009</b>	30100:Organization Grp	0	0	0	0	0	0	0	0	0
	30200:Franch & Consent Grp	0	0	0	0	0	0	0	0	0
	32520:Producing Leaseholds	0	0	0	0	0	0	0	0	0
	32540:Rights-Of-Way	0	0	0	0	0	0	0	0	0
	33100:Producing Gas Wells -	0	0	0	0	0	0	0	0	0
	33201:Field Lines	0	0	0	0	0	0	0	0	0
	33202:Tributary Lines	0	0	0	0	0	0	0	0	0
	33400:Field Measuring And R	0	0	0	0	0	0	0	0	0
	33600:Purification Equipmen	0	0	0	0	0	0	0	0	0
	35010-Land	0	0	0	0	0	0	0	0	0
	35020:Rights-Of-Way	0	0	0	0	0	0	0	0	0
	35100:Structures And Improv	0	0	0	0	0	0	0	0	0
	35102:Compressor Station Eq	0	0	0	0	0	0	0	0	0
	35103:Measuring And Reg. St	0	0	0	0	0	0	0	0	0
	35104:Other Structures	0	0	0	0	0	0	0	0	0
	35200:Rights Of Way	0	0	0	0	0	0	0	0	0
	35201:Well Construction	0	0	0	-64,470	-12	0	0	-15,227	
	35202:Well Equipment	0	0	0	0	0	0	0	-6,060	
	35203:Cushion Gas Grp	0	0	0	0	0	0	0	0	0
	35210:Storage Leaseholds An	0	0	0	0	0	0	0	0	0
	35211:Storage Rights	0	0	0	0	0	0	0	0	0
	35301:Storage Field Lines	0	0	0	0	0	0	0	-15,227	
	35302:Storage Tributary Lin	0	0	0	0	0	0	0	0	0
	35400:Compressor Station Eq	0	0	0	0	0	0	0	0	0
	35500:Measuring and Regulat	0	0	0	0	0	0	0	0	0
	35600:Purification Equipmen	0	0	0	0	0	0	0	0	0
	36510:Land & Land Rights	0	0	0	0	0	0	0	0	0
	36520:Rights-Of-Way	0	0	0	0	0	0	0	0	0
	36602:Meas. & Reg. Sta. Str	0	0	0	0	0	0	0	0	0
	36603:Other Structures	0	0	0	0	0	0	0	0	0
	36700:Mains - Cathodic Prot	0	0	0	0	0	0	0	0	0
	36701:Mains - Steel	0	0	0	0	0	-2,528	136	-40,200	
	36900:Measuring And Reg. St	0	0	0	0	0	0	0	0	0
	36901:Measuring And Reg. St	0	0	0	0	0	0	-1,613	0	
	37400:Land & Land Right Grp	0	0	0	0	0	0	0	0	0
	37401:Land	0	0	0	0	0	0	0	0	0
	37402:Land Rights	0	0	0	0	0	0	0	0	0
	37403-Land Other	0	0	0	0	0	0	0	0	0
	37500:Structures & Improvem	0	0	0	0	0	0	0	0	0

Division	Descr	08/2012	09/2012	10/2012	11/2012	12/2012	01/2013	02/2013	03/2013
	37501:Struct. & Improv. - T	0	0	0	0	0	0	0	0
	37502:Land Rights	0	0	0	0	0	0	0	0
	37503:Improvements	0	0	0	0	0	0	0	0
	37600:Mains - Cathodic Prot	17	-5,141	0	0	-2,567	-22	8	-8
	37601:Mains - Steel	-2,161	-51,741	-13,719	-1,754	-24,416	-36,869	-3,609	-23,760
	37602:Mains - Plastic	0	-31,100	-537	147	-42,733	0	-112	-38,430
	37800:Meas. And Reg. Sta. E	0	-1,241	0	-1,645	22	-44	-5,523	-2,647
	37900:Meas & Reg Station Eq	0	0	0	0	0	0	0	0
	37905:Meas & Reg Sta Eq - C	0	-2,531	0	-551	11	0	-160	0
	38000:Services	0	-319,532	0	0	-430,011	-935	0	-347,457
	38100:Meters	0	0	0	0	0	0	0	0
	38200:Meter Installations	0	-57,473	0	0	0	0	0	0
	38300:House Regulators	0	0	0	0	0	0	0	0
	38400:House Regulator Insta	0	0	0	0	0	0	0	0
	38500:Industrial Measuring	0	-6,611	0	0	0	0	0	0
	38900:Land & Land Rights	0	0	0	0	0	0	0	0
	39000:Structure & Improv	0	0	0	0	0	0	0	-830
	39002:Structure-Brick Grp	0	0	0	0	0	0	0	0
	39003:Improvements Grp	0	0	0	0	0	0	0	0
	39004:Air Condition Eq Grp	0	0	0	0	0	0	0	0
	39009:Imprvment-Leased Grp	0	0	0	0	0	0	0	0
	39100:Office Furniture And	0	0	0	-139	4	0	0	0
	39103:Office Machines	0	0	0	0	0	0	0	0
	39200:Transp Equip-Group	0	0	0	0	0	0	0	0
	39201:Wkg Trucks - Group	0	0	0	0	0	0	0	0
	39202:Wkg Trailers - Group	1	0	0	0	0	0	0	0
	39400:Tools Shop And Garage	13	19,370	0	-208	6	0	0	0
	39603:Ditchers - Group	0	0	0	0	0	0	0	0
	39604:Backhoes - Group	0	0	0	0	0	0	0	0
	39605:Welders - Group	0	0	0	0	0	0	0	0
	39700:Communication Equipme	0	0	0	0	0	0	0	0
	39701:Communication Equip.	0	0	0	0	0	0	0	0
	39702:Communication Equip.	0	0	0	0	0	0	0	0
	39705:Communication Equip.	0	0	0	0	0	0	0	0
	39800:Miscellaneous Equipme	0	0	0	-243	8	0	0	0
	39901:Servers Hardware	0	0	0	0	0	0	0	0
	39902:Servers Software	0	0	0	0	0	0	0	0
	39903:Network Hardware	0	0	0	0	0	0	0	0
	39906:Pc Hardware	0	0	0	-430	0	0	-1,405	41
	39907:Pc Software	0	0	0	0	0	0	0	0
	39908:Application Software	0	0	0	0	0	0	0	0
<b>009 Total</b>		<b>-2,129</b>	<b>-455,999</b>	<b>-14,256</b>	<b>-69,291</b>	<b>-499,687</b>	<b>-40,399</b>	<b>-12,279</b>	<b>-489,806</b>
<b>091</b>	39001:Struc - Frame Grp	0	0	0	0	0	0	0	0
	39004:Air Condit Equip Grp	0	0	0	0	0	0	0	0
	39009:Improve - Leased Grp	0	0	0	0	0	0	0	0
	39100:Office Furniture And	0	0	0	0	0	0	0	0
	39200:Transp Equip- Group	0	0	0	0	0	0	0	0
	39300:Stores Equipment	0	0	0	0	0	0	0	0
	39400:Tools Shop And Garage	0	0	0	0	0	0	0	0
	39600:Power Op Equip-Group	0	0	0	0	0	0	0	0
	39700:Communication Equipme	0	0	0	0	0	0	0	0
	39800:Miscellaneous Equipme	0	0	0	0	0	0	0	0
	39900:Other Tangible Equip	0	0	0	0	0	0	0	0
	39901:Servers Hardware	0	0	0	0	0	0	0	0
	39902:Servers Software	0	0	0	0	0	0	0	0
	39903:Network Hardware	0	0	0	0	0	0	0	0
	39906:Pc Hardware	0	0	0	0	0	0	0	0
	39907:Pc Software	0	0	0	0	0	0	0	0
	39908:Application Software	0	0	0	0	0	0	0	0
<b>091 Total</b>		<b>0</b>	<b>0</b>	<b>0</b>	<b>0</b>	<b>0</b>	<b>0</b>	<b>0</b>	<b>0</b>
<b>Grand Total</b>		<b>-2,129</b>	<b>-455,999</b>	<b>-14,256</b>	<b>-69,291</b>	<b>-499,687</b>	<b>-40,399</b>	<b>-12,279</b>	<b>-489,806</b>

GL Acct (All)

End Balance		month								
Division	Descr	07/2012	08/2012	09/2012	10/2012	11/2012	12/2012	01/2013	02/2013	03/2013
002	RWIP	-153	-158	-158	-158	-158	-158	-158	-158	-158
<b>002 Total</b>		<b>-153</b>	<b>-158</b>	<b>-158</b>	<b>-158</b>	<b>-158</b>	<b>-158</b>	<b>-158</b>	<b>-158</b>	<b>-158</b>
012	RWIP	-23,789	-23,729	-23,723	-23,723	-23,723	-23,723	-23,723	-23,723	-23,723
<b>012 Total</b>		<b>-23,789</b>	<b>-23,729</b>	<b>-23,723</b>	<b>-23,723</b>	<b>-23,723</b>	<b>-23,723</b>	<b>-23,723</b>	<b>-23,723</b>	<b>-23,723</b>
009	RWIP	-3,768,648	-4,122,908	-4,015,921	-4,256,012	-4,431,275	-4,295,529	-4,499,032	-4,706,121	-4,388,341
<b>009 Total</b>		<b>-3,768,648</b>	<b>-4,122,908</b>	<b>-4,015,921</b>	<b>-4,256,012</b>	<b>-4,431,275</b>	<b>-4,295,529</b>	<b>-4,499,032</b>	<b>-4,706,121</b>	<b>-4,388,341</b>
091	RWIP	53,830	49,569	48,759	48,759	48,759	48,759	48,759	48,759	48,759
<b>091 Total</b>		<b>53,830</b>	<b>49,569</b>	<b>48,759</b>	<b>48,759</b>	<b>48,759</b>	<b>48,759</b>	<b>48,759</b>	<b>48,759</b>	<b>48,759</b>
<b>Grand Total</b>		<b>-3,738,760</b>	<b>-4,097,227</b>	<b>-3,991,044</b>	<b>-4,231,134</b>	<b>-4,406,398</b>	<b>-4,270,651</b>	<b>-4,474,155</b>	<b>-4,681,244</b>	<b>-4,363,463</b>

GL Acct (All)

End Balance		month									
Division	Descr	07/2012	08/2012	09/2012	10/2012	11/2012	12/2012	01/2013	02/2013	03/2013	
<b>002</b>	39000:Structure & Improv	35	133	228	376	544	692	803	914	1,024	
	39005:Structure & Improv	1,753,844	1,819,914	1,885,393	1,950,889	2,016,392	2,078,226	2,136,158	2,194,091	2,251,968	
	39009:Improvements - Leased	8,556,521	8,564,001	8,570,370	8,626,316	8,656,235	8,703,741	8,742,229	8,778,447	8,801,763	
	39100:Office Furniture And	6,821,692	6,846,931	6,872,903	6,898,477	6,923,938	6,950,804	6,983,898	7,016,993	6,755,099	
	39102:Remittance Processing	5,860	5,860	5,860	5,860	5,860	5,860	5,860	5,860	5,860	
	39103:Office Machines	2,888	2,888	2,888	2,888	2,888	2,888	2,888	2,888	2,888	
	39104:Office Furn. & Equip	4,704	4,830	4,958	5,085	5,212	5,341	5,483	5,626	5,768	
	39200:Transportation Equipm	34,553	36,214	37,874	39,549	41,221	42,679	43,681	44,682	45,661	
	39300:Stores Equipment	758	758	758	758	758	758	758	758	758	
	39400:Tools Shop And Garage	26,255	28,099	29,932	31,665	33,397	35,066	36,693	38,320	39,944	
	39500:Laboratory Equipment	463	521	1,131	1,320	1,508	1,697	1,888	2,089	2,290	
	39700:Communication Equipme	807,355	821,973	845,818	861,395	876,978	891,304	904,012	916,720	929,398	
	39800:Miscellaneous Equipme	74,728	76,557	78,316	80,383	82,452	84,061	85,107	86,154	87,189	
	39900:Other Tangible Equipm	54,799	55,787	56,823	57,856	58,883	60,051	61,643	63,268	64,884	
	39901:Servers-Hardware	6,732,429	6,893,667	7,057,390	7,217,306	7,384,332	7,541,198	7,720,038	7,899,450	8,077,331	
	39902:Servers-Software	4,080,477	4,147,551	4,218,840	4,287,193	4,357,095	4,426,860	4,521,124	4,618,705	4,715,068	
	39903:Network Hardware	1,811,492	1,842,699	1,874,595	1,905,884	1,937,073	1,968,874	1,997,926	2,026,977	2,055,978	
	39904:Mainframe Cpu	17,079	17,115	17,152	17,152	17,152	17,152	17,152	17,152	17,152	
	39905:Mainframe Hardware	15,363	15,386	15,410	15,410	15,410	15,410	15,410	15,410	15,410	
	39906:Pc Hardware	2,454,702	2,474,012	2,493,233	2,496,843	2,521,940	2,332,402	2,355,198	2,377,994	2,400,611	
	39907:Pc Software	1,798,641	1,808,713	1,818,330	1,826,942	1,834,873	1,485,490	1,486,424	1,507,356	1,517,962	
	39908:Application Software	56,070,980	56,770,785	57,468,276	58,169,020	58,872,927	59,507,096	60,076,723	60,646,475	61,215,742	
	39909:Mainframe Software	2,726,093	2,726,460	2,726,827	2,726,966	2,727,146	2,727,319	2,727,476	2,727,635	2,727,794	
	39924:Oth Tang Prop - Gen.	0	0	0	0	0	0	0	0	0	
	RWIP	-153	-158	-158	-158	-158	-158	-158	-158	-158	
<b>002 Total</b>		<b>93,851,536</b>	<b>94,860,686</b>	<b>96,081,147</b>	<b>97,225,393</b>	<b>98,373,053</b>	<b>98,784,810</b>	<b>99,838,413</b>	<b>100,893,803</b>	<b>101,637,151</b>	
<b>012</b>	38900:Land	0	0	0	0	0	0	0	0	0	
	38910:CKV Land&Land Rights	0	0	0	0	0	0	0	0	0	
	39000:Structure & Improv	1,528,775	1,614,771	1,697,858	1,780,914	1,864,010	1,929,300	1,973,355	2,017,410	2,060,466	
	39009:Improvements - Leased	3,134,887	3,164,260	3,192,842	3,221,388	3,249,984	3,273,465	3,290,639	3,307,812	3,324,715	
	39010:CKV-Struct & Improv	1,670,242	1,745,986	1,820,356	1,894,713	1,969,073	2,034,624	2,085,416	2,095,208	2,126,887	
	39100:Office Furniture And	88,190	90,731	93,331	96,039	98,706	101,582	105,265	108,949	112,606	
	39700:Communication Equipme	-6,411,612	-6,367,268	-6,323,641	-6,310,490	-6,297,318	-6,285,436	-6,275,313	-6,265,190	-6,255,123	
	39710:CKV-Commun Equip	42,707	44,574	46,425	48,275	50,126	51,872	53,151	54,430	55,708	
	39800:Miscellaneous Equipme	-182	-133	70	122	174	212	232	252	272	
	39900:Other Tangible Equipm	-1,031	-1,031	-1,031	-1,031	-1,031	-1,031	-1,031	-1,031	-1,031	
	39901:Servers-Hardware	4,993,751	5,038,753	5,084,227	5,113,677	5,145,163	5,176,535	5,205,299	5,232,219	5,270,711	
	39902:Servers-Software	1,849,915	1,871,317	1,893,448	1,905,617	1,917,445	1,929,429	1,946,249	1,963,068	1,981,529	
	39903:Network Hardware	-61,889	-57,882	-49,571	-46,076	-42,616	-39,482	-36,241	-33,000	-29,810	
	39906:Pc Hardware	-226,159	-216,307	-207,174	-204,157	-200,863	-197,359	-194,771	-192,184	-187,346	
	39907:Pc Software	206,744	209,415	212,168	214,938	217,954	221,342	223,857	226,337	228,697	
	39908:Application Software	82,384,464	83,120,520	83,852,981	84,574,307	85,298,368	85,883,720	86,384,961	86,846,203	87,323,640	
	39910:CKV-Other Tang Equip	10,835	11,254	11,689	12,126	12,561	13,054	14,075	15,109	16,140	
	39916:CKV-Pc Hardware	57,535	59,900	62,241	64,583	66,924	69,030	70,493	71,957	73,413	
	39917:CKV-Pc Software	15,677	16,374	17,066	17,760	18,451	19,039	19,553	20,067	20,576	
	39924:Oth Tang Prop - Gen.	23,168,336	23,168,336	23,168,336	23,168,336	23,168,336	23,173,312	23,173,312	23,173,312	23,173,312	
	RWIP	-23,789	-23,729	-23,723	-23,723	-23,723	-23,723	-23,723	-23,723	-23,723	
<b>012 Total</b>		<b>112,427,396</b>	<b>113,489,840</b>	<b>114,547,899</b>	<b>115,527,320</b>	<b>116,511,992</b>	<b>117,329,486</b>	<b>117,974,993</b>	<b>118,618,558</b>	<b>119,271,991</b>	
<b>009</b>	30100:Organization Grp	8,330	8,330	8,330	8,330	8,330	8,330	8,330	8,330	8,330	
	30200:Franch & Consent Grp	119,853	119,853	119,853	119,853	119,853	119,853	119,853	119,853	119,853	
	32520:Producing Leaseholds	693	705	716	728	739	751	762	774	785	
	32540:Rights-Of-Way	9,552	9,711	9,870	10,030	10,189	10,348	10,507	10,666	10,826	
	33100:Producing Gas Wells -	3,492	3,492	3,492	3,492	3,492	3,492	3,492	3,492	3,492	
	33201:Field Lines	47,163	47,163	47,163	47,163	47,163	47,163	47,163	47,163	47,163	
	33202:Tributary Lines	529,956	529,956	529,956	529,956	529,956	529,956	529,956	529,956	529,956	
	33400:Field Measuring And R	189,625	189,625	189,625	189,625	189,625	189,625	189,625	189,625	189,625	
	33600:Purification Equipmen	11,669	11,864	12,058	12,253	12,447	12,642	12,836	13,031	13,225	
	35010:Land	0	0	0	0	0	0	0	0	0	
	35020:Rights-Of-Way	4,682	4,682	4,682	4,682	4,682	4,682	4,682	4,682	4,682	
	35100:Structures And Improv	5,349	5,358	5,367	5,376	5,385	5,394	5,403	5,412	5,421	
	35102:Compressor Station Eq	120,023	120,100	120,177	120,253	120,330	120,407	120,483	120,560	120,636	
	35103:Measuring And Reg. St	24,295	24,295	24,295	24,295	24,295	24,295	24,295	24,295	24,295	
	35104:Other Structures	141,034	141,034	141,034	141,034	141,034	141,034	141,034	141,034	141,034	
	35200:Rights Of Way	448,526	453,477	458,427	464,168	469,907	475,648	481,389	487,130	492,871	
	35201:Well Construction	1,715,641	1,718,824	1,722,208	1,557,748	1,496,415	1,499,539	1,502,675	1,505,812	1,493,721	
	35202:Well Equipment	566,664	567,692	568,720	569,749	570,777	571,805	572,833	573,862	568,830	
	35203:Cushion Gas Grp	201,685	205,047	208,408	211,769	215,131	218,492	221,854	225,215	228,577	
	35210:Storage Leaseholds An	178,619	178,619	178,619	178,619	178,619	178,619	178,619	178,619	178,619	
	35211:Storage Rights	53,184	53,204	53,224	53,244	53,264	53,285	53,305	53,325	53,345	
	35301:Storage Field Lines	187,422	187,422	187,422	187,422	187,422	187,422	187,422	187,422	187,422	
	35302:Storage Tributary Lin	219,931	219,931	219,931	219,931	219,931	219,931	219,931	219,931	219,931	
	35400:Compressor Station Eq	373,020	373,483	373,946	374,408	374,870	375,331	375,793	376,255	376,716	
	35500:Measuring and Regulat	238,931	238,931	238,931	238,931	238,931	238,931	238,931	238,931	238,931	
	35600:Purification Equipmen	162,301	162,301	162,301	162,301	162,301	162,301	162,301	162,301	162,301	
	36510:Land & Land Rights	16	16	16	16	16	16	16	16	16	
	36520:Rights-Of-Way	408,856	410,049	411,242	412,435	413,629	414,822	416,015	417,208	418,401	
	36602:Meas. & Reg. Sta. Str	-3,220	-3,142	-3,064	-2,986	-2,896	-2,813	-2,729	-2,645	-2,562	
	36603:Other Structures	58,435	58,539	58,642	58,746	58,850	58,954	59,058	59,162	59,266	
	36700:Mains - Cathodic Prot	283,800	284,372	284,944	285,516	286,088	286,659	287,231	287,803	288,375	
	36701:Mains - Steel	17,125,252	17,165,847	17,196,841	17,237,505	16,975,243	17,015,874	17,029,808	17,070,353	17,070,562	
	36900:Measuring And Reg. St	225,447	226,160	226,873	227,586	228,299	229,012	229,724	230,437	231,150	
	36901:Measuring And Reg. St	1,741,874	1,744,550	1,747,357	1,750,165	1,752,974	1,755,782				

Division	Descr	07/2012	08/2012	09/2012	10/2012	11/2012	12/2012	01/2013	02/2013	03/2013
	37403:Land Other				0					
	37500:Structures & Improvem	83,267	84,136	85,138	86,028	86,916	87,810	88,701	89,592	90,483
	37501:Struct. & Improv. - T	92,741	93,010	93,279	93,548	93,817	94,086	94,355	94,624	94,893
	37502:Land Rights	45,776	45,900	46,023	46,147	46,270	46,394	46,517	46,641	46,764
	37503:Improvements	879	889	900	910	921	932	942	953	964
	37600:Mains - Cathodic Prot	1,972,133	1,992,494	1,973,004	1,993,906	2,014,838	2,029,954	2,050,938	2,071,996	2,093,099
	37601:Mains - Steel	42,107,902	42,221,265	41,826,034	41,937,488	42,095,744	42,224,895	42,226,275	42,339,488	42,473,350
	37602:Mains - Plastic	11,809,905	11,878,103	11,844,215	11,862,188	11,926,455	11,958,967	12,021,125	12,096,518	12,137,445
	37800:Meas. And Reg. Sta. E	1,571,047	1,576,132	1,574,373	1,580,383	1,586,538	1,594,457	1,601,574	1,603,468	1,608,606
	37900:Meas & Reg Station Eq	300,458	304,250	309,108	313,087	317,087	321,089	325,156	329,311	333,525
	37905:Meas & Reg Sta Eq - C	1,177,265	1,179,945	1,170,707	1,173,574	1,175,889	1,178,766	1,181,632	1,184,338	1,187,204
	38000:Services	43,408,804	43,624,963	43,424,264	43,662,971	43,918,066	43,811,213	43,954,037	44,079,203	44,007,512
	38100:Meters	5,914,258	6,031,829	6,160,764	6,277,646	6,395,926	6,517,013	6,639,149	6,762,296	6,886,740
	38200:Meter Installations	6,738,512	6,874,990	6,977,135	7,123,642	7,292,118	7,452,300	7,611,653	7,773,523	7,960,230
	38300:House Regulators	2,840,389	2,857,285	2,874,076	2,890,745	2,907,455	2,924,192	2,940,963	2,957,804	2,974,636
	38400:House Regulator Insta	116,738	116,998	117,258	117,517	117,777	118,036	118,297	118,556	118,816
	38500:Industrial Measuring	2,666,452	2,677,151	2,675,156	2,686,010	2,696,871	2,707,737	2,718,619	2,729,503	2,740,402
	38900:Land & Land Rights	25,654	25,654	25,654	25,654	25,654	25,654	25,654	25,654	25,654
	39000:Structure & Improv	333,940	346,807	367,205	379,567	391,929	404,642	417,456	430,269	436,961
	39002:Structure-Brick Grp	168,218	169,694	170,174	170,174	170,174	170,174	170,174	170,174	170,174
	39003:Improvements Grp	428,790	434,777	440,765	446,752	452,739	458,727	464,714	470,702	476,689
	39004:Air Condition Eq Grp	7,480	7,480	7,480	7,480	7,480	7,480	7,480	7,480	7,480
	39009:Improvement-Leased Grp	1,209,924	1,212,440	1,214,956	1,217,472	1,219,988	1,222,505	1,225,021	1,227,537	1,230,053
	39100:Office Furniture And	117,726	125,328	131,091	136,626	146,022	153,561	161,096	168,631	172,312
	39103:Office Machines	-107,598	-107,598	-107,598	-107,598	-107,598	-107,598	-107,598	-107,598	-107,598
	39200:Transp Equip-Group	206,100	225,803	245,506	265,209	284,912	304,615	324,318	344,021	356,031
	39201:Wkg Trucks - Group	4,973	4,973	4,973	4,973	4,973	4,973	4,973	4,973	4,973
	39202:Wkg Trailers - Group	48,606	48,608	48,607	48,607	48,607	48,607	48,607	48,607	48,607
	39400:Tools Shop And Garage	147,491	157,963	178,735	190,394	201,845	213,510	225,218	237,015	248,875
	39603:Ditchers - Group	-179,701	-179,212	-178,723	-177,794	-176,865	-175,936	-175,007	-174,078	-173,148
	39604:Backhoes - Group	-35,490	-34,404	-33,319	-32,233	-31,148	-30,062	-28,977	-27,891	-26,806
	39605:Welders - Group	9,851	10,304	10,756	11,331	11,906	12,481	13,056	13,631	14,206
	39700:Communication Equipme	-254,230	-252,522	-250,813	-249,104	-247,395	-246,128	-244,420	-242,713	-241,005
	39701:Communication Equip.	-22,087	-22,087	-22,087	-22,087	-22,087	-22,087	-22,087	-22,087	-22,087
	39702:Communication Equip.	-34,136	-34,136	-34,136	-34,136	-34,136	-34,136	-34,136	-34,136	-34,136
	39705:Communication Equip.	-131,567	-131,267	-130,967	-130,667	-130,367	-130,066	-129,766	-129,466	-129,166
	39900:Miscellaneous Equipme	1,355,476	1,367,336	1,269,047	1,280,862	1,292,438	1,090,500	1,101,890	1,113,279	1,125,031
	39901:Servers Hardware	175,990	175,990	175,990	175,990	175,990	175,990	175,990	175,990	175,990
	39902:Servers Software	118,461	118,461	118,461	118,461	118,461	105,763	105,763	105,763	105,763
	39903:Network Hardware	511,781	511,781	511,781	511,781	511,781	52,297	52,297	52,297	52,297
	39906:Pc Hardware	2,021,815	2,023,592	1,625,149	1,626,906	1,628,233	682,168	683,636	573,497	575,014
	39907:Pc Software	247,331	247,331	247,331	247,331	247,331	13,883	13,883	13,883	13,883
	39908:Application Software	411,710	411,710	411,710	411,710	411,710	139,014	139,014	139,014	139,014
	RWIP	-3,768,648	-4,122,908	-4,015,921	-4,256,012	-4,431,275	-4,295,529	-4,499,032	-4,706,121	-4,368,341
<b>009 Total</b>		<b>149,365,041</b>	<b>149,861,771</b>	<b>149,194,188</b>	<b>149,619,520</b>	<b>150,041,406</b>	<b>148,570,740</b>	<b>149,030,441</b>	<b>149,506,427</b>	<b>150,345,450</b>
<b>001</b>	39001:Struc - Frame Grp	41,763	42,093	42,423	42,754	43,084	43,414	43,744	44,075	44,405
	39004:Air Condit Equip Grp	5,771	5,771	5,771	5,771	5,771	5,771	5,771	5,771	5,771
	39009:Improve - Leased Grp	49,085	49,085	49,085	49,085	49,085	49,085	49,085	49,085	49,085
	39100:Office Furniture And	63,450	63,450	63,450	63,450	63,450	63,947	64,445	63,917	63,917
	39200:Transp Equip- Group	7,658	7,658	7,658	7,658	7,658	7,658	7,658	7,658	7,658
	39300:Stores Equipment	2,999	3,024	3,049	3,074	3,100	3,125	3,150	3,175	3,200
	39400:Tools Shop And Garage	50,693	51,213	51,734	52,254	52,774	53,295	53,815	54,335	54,856
	39600:Power Op Equip-Group	12,499	12,645	12,792	12,938	13,085	13,231	13,378	13,524	13,671
	39700:Communication Equipme	245,865	247,505	249,126	250,740	252,355	161,757	163,091	164,425	165,759
	39800:Miscellaneous Equipme	355,133	359,385	363,638	367,890	372,142	376,162	380,414	384,666	388,917
	39900:Other Tangible Equip	76,993	76,993	76,993	76,993	76,993	76,993	76,993	76,993	76,993
	39901:Servers Hardware	145,542	148,124	150,705	153,287	155,868	158,449	161,031	163,612	166,194
	39902:Servers Software	11,517	11,517	11,517	11,517	11,517	11,517	11,517	11,517	11,517
	39903:Network Hardware	251,698	251,698	251,698	251,698	251,698	240,507	240,507	240,507	240,507
	39906:Pc Hardware	1,112,215	1,112,215	1,112,215	1,112,215	1,112,215	481,765	481,765	491,609	492,701
	39907:Pc Software	128,631	128,631	128,631	128,631	128,631	39,816	39,816	39,816	39,816
	39908:Application Software	1,782,414	1,782,414	1,782,414	1,782,414	1,782,414	1,074,692	1,074,692	1,074,692	1,074,692
	RWIP	53,830	49,569	48,759	48,759	48,759	48,759	48,759	48,759	48,759
<b>001 Total</b>		<b>4,397,777</b>	<b>4,402,992</b>	<b>4,411,660</b>	<b>4,421,130</b>	<b>4,430,600</b>	<b>2,909,945</b>	<b>2,919,632</b>	<b>2,938,137</b>	<b>2,948,418</b>
<b>Grand Total</b>		<b>360,041,750</b>	<b>362,715,299</b>	<b>364,234,894</b>	<b>366,793,363</b>	<b>369,357,052</b>	<b>367,594,980</b>	<b>369,763,469</b>	<b>371,956,925</b>	<b>374,203,009</b>



GL Acc (All)

Division	description3	month 06/2012					month 07/2012					month 08/2012	
		Current Provision	Current Retirements	Current CDR	Current Transfers	End Balance	Current Provision	Current Retirements	Current COR	Current Transfers	End Balance	Current Provision	
002	010.002.39000:Structure & Improv	0	0	0	0	0	35	0	0	0	35	98	
	010.002.39005:Structure & Improv	67,087	0	0	0	1,667,774	66,070	0	0	1,753,844	66,070	0	
	010.002.39009:Improvements - Leased	40,656	0	0	0	8,543,683	12,838	0	0	8,556,521	0	7,480	
	010.002.39100:Office Furniture And	23,900	0	0	0	5,796,406	25,285	0	0	6,821,692	0	25,239	
	010.002.39102:Remittance Processing	0	0	0	0	5,860	0	0	0	5,860	0	0	
	010.002.39103:Office Machines	0	0	0	0	2,888	0	0	0	2,888	0	0	
	010.002.39104:Office Furn. & Equip	124	0	0	0	4,576	126	0	0	4,704	0	126	
	010.002.39200:Transportation Equipm	1,681	0	0	0	32,892	1,681	0	0	34,573	0	1,681	
	010.002.39300:Stores Equipment	0	0	0	0	758	0	0	0	758	0	0	
	010.002.39400:Tools Shop And Garage	1,207	0	0	0	25,061	1,195	0	0	26,256	0	1,844	
	010.002.39500:Laboratory Equipment	58	0	0	0	406	58	0	0	463	0	58	
	010.002.39700:Communication Equipme	15,012	0	0	0	792,737	14,618	0	0	807,355	0	14,618	
	010.002.39800:Miscellaneous Equipme	1,967	0	0	0	72,899	1,829	0	0	74,728	0	1,829	
	010.002.39900:Other Tangible Equipm	899	0	0	0	53,810	989	0	0	54,799	0	989	
	010.002.39901:Servers-Hardware	158,825	0	0	0	6,571,192	161,237	0	0	6,732,429	0	161,237	
	010.002.39902:Servers-Software	63,046	0	0	0	4,013,403	67,074	0	0	4,080,477	0	67,074	
	010.002.39903:Network Hardware	31,342	0	0	0	1,780,284	31,208	0	0	1,811,492	0	31,208	
	010.002.39904:Mainframe Cpu	37	0	0	0	17,042	37	0	0	17,079	0	37	
	010.002.39905:Mainframe Hardware	23	0	0	0	15,339	23	0	0	15,363	0	23	
	010.002.39906:Pc Hardware	20,398	0	0	0	2,434,518	20,083	0	0	2,454,702	0	19,311	
	010.002.39907:Pc Software	10,217	0	0	0	1,786,181	12,479	0	0	1,798,641	0	10,072	
	010.002.39908:Application Software	720,644	0	0	0	55,371,135	699,825	0	0	56,070,960	0	699,825	
	010.002.39909:Mainframe Software	367	0	0	0	2,725,726	367	0	0	2,726,093	0	367	
	010.002.39924:Oth Tang Prop - Gen.	0	0	0	0	0	0	0	0	0	0	0	
	RWIP	0	0	0	0	-153	0	0	0	-153	0	-5	
<b>002 Total</b>		<b>1,157,440</b>	<b>0</b>	<b>0</b>	<b>0</b>	<b>92,734,500</b>	<b>1,117,036</b>	<b>0</b>	<b>0</b>	<b>93,851,536</b>	<b>0</b>	<b>1,109,159</b>	
009	040.009.37601:Mains - Steel	0	0	0	0	0	0	0	0	0	0	0	
	040.009.38000:Services	0	0	0	0	-1	0	0	0	-2	0	0	
	040.009.38200:Meter Installations	0	0	0	0	1	0	0	0	1	0	0	
	050.009.30100:Organization Grp	0	0	0	0	8,330	0	0	0	8,330	0	0	
	050.009.30200:Franch & Consent Grp	0	0	0	0	119,853	0	0	0	119,853	0	0	
	050.009.32520:Producing Leaseholds	12	0	0	0	681	12	0	0	693	0	12	
	050.009.32540:Rights-Of-Way	159	0	0	0	9,393	159	0	0	9,552	0	159	
	050.009.33100:Producing Gas Wells -	0	0	0	0	3,492	0	0	0	3,492	0	0	
	050.009.33201:Field Lines	0	0	0	0	47,163	0	0	0	47,163	0	0	
	050.009.33202:Tributary Lines	0	0	0	0	529,956	0	0	0	529,956	0	0	
	050.009.33400:Field Measuring And R	0	0	0	0	189,825	0	0	0	189,825	0	0	
	050.009.33600:Purification Equipmen	194	0	0	0	11,475	194	0	0	11,669	0	194	
	050.009.35020:Rights-Of-Way	0	0	0	0	4,682	0	0	0	4,682	0	0	
	050.009.35100:Structures And Improv	9	0	0	0	5,340	9	0	0	5,349	0	9	
	050.009.35102:Compressor Station Eq	77	0	0	0	119,947	77	0	0	120,023	0	77	
	050.009.35103:Measuring And Reg. St	0	0	0	0	24,295	0	0	0	24,295	0	0	
	050.009.35104:Other Structures	0	0	0	0	141,034	0	0	0	141,034	0	0	
	050.009.35200:Rights Of Way	4,950	0	0	0	443,575	4,950	0	0	448,525	0	4,850	
	050.009.35201:Well Construction	3,284	0	0	0	1,712,357	3,284	0	0	1,715,641	0	3,284	
	050.009.35202:Well Equipment	1,028	0	0	0	565,536	1,028	0	0	566,564	0	1,028	
	050.009.35203:Cushion Gas Grp	3,361	0	0	0	198,324	3,361	0	0	201,685	0	3,361	
	050.009.35210:Storage Leaseholds An	0	0	0	0	178,619	0	0	0	178,619	0	0	
	050.009.35211:Storage Rights	20	0	0	0	53,184	20	0	0	53,184	0	20	
	050.009.35301:Storage Field Lines	0	0	0	0	187,422	0	0	0	187,422	0	0	
	050.009.35302:Storage Tributary Lin	0	0	0	0	219,931	0	0	0	219,931	0	0	
	050.009.35400:Compressor Station Eq	463	0	0	0	372,558	463	0	0	373,020	0	463	
	050.009.35500:Measuring and Regulat	0	0	0	0	238,931	0	0	0	238,931	0	0	
	050.009.35600:Purification Equipmen	0	0	0	0	162,301	0	0	0	162,301	0	0	
	050.009.36510:Land & Land Rights	0	0	0	0	16	0	0	0	16	0	0	
	050.009.36520:Rights-Of-Way	1,193	0	0	0	407,663	1,193	0	0	408,856	0	1,193	
	050.009.36602:Meas. & Reg. Sta. Str	78	0	0	0	-3,298	78	0	0	-3,220	0	78	
	050.009.36603:Other Structures	104	0	0	0	58,331	104	0	0	58,435	0	104	
	050.009.36700:Mains - Cathodic Prot	572	0	0	0	283,228	572	0	0	283,800	0	572	
	050.009.36701:Mains - Steel	40,594	0	0	0	17,084,658	40,594	0	0	17,125,252	0	40,594	
	050.009.36900:Measuring And Reg. St	713	0	0	0	224,734	713	0	0	225,447	0	713	
	050.009.36901:Measuring And Reg. St	2,808	0	0	0	1,739,068	2,808	0	0	1,741,874	0	2,808	
	050.009.37400:Land & Land Right Grp	0	0	0	0	57,148	0	0	0	57,148	0	0	
	050.009.37401:Land	0	0	0	0	-7,250	0	0	0	-7,250	0	0	
	050.009.37402:Land Rights	393	0	0	0	48,263	393	0	0	48,898	0	393	
	050.009.37500:Structures & Improvem	869	0	0	0	82,399	869	0	0	83,267	0	869	
	050.009.37501:Struct. & Improv. - T	269	0	0	0	92,472	269	0	0	92,741	0	269	
	050.009.37502:Land Rights	11	0	0	0	45,553	123	0	0	45,776	0	123	
	050.009.37503:Improvements	11	0	0	0	868	11	0	0	879	0	11	
	050.009.37600:Mains - Cathodic Prot	20,679	-265,709	-2,754	0	2,114,244	20,173	-159,144	-3,141	1,972,133	0	20,344	
	050.009.37601:Mains - Steel	148,475	-325,463	-27,534	0	42,007,434	146,613	-42,127	-4,018	42,107,902	0	146,623	
	050.009.37602:Mains - Plastic	89,891	-192	-56,199	0	11,755,467	70,476	-16,697	-341	11,609,905	0	71,873	
	050.009.37800:Meas. And Reg. Sta. E	7,491	-4,774	-49	0	1,563,527	7,522	0	-2	1,571,047	0	7,551	
	050.009.37900:Meas & Reg Station Eq	3,793	0	0	0	296,665	3,793	0	0	300,458	0	3,793	
	050.009.37905:Meas & Reg Sta Eq - C	2,886	0	-29	0	1,174,380	2,886	0	0	1,177,265	0	2,884	
	050.009.38000:Services	325,712	-167,782	-399,061	0	43,189,437	328,759	-109,391	0	43,405,806	0	334,365	
	050.009.38100:Meters	113,231	0	-91,242	0	5,798,960	115,298	0	0	5,914,258	0	117,571	
	050.009.38200:Meter Installations	182,528	-92,863	-43,819	0	6,633,395	183,330	-78,215	0	6,738,511	0	185,215	

Division	description3	06/2012					07/2012					08/2012	
		Current Provision	Current Retirements	Current COR	Current Transfers	End Balance	Current Provision	Current Retirements	Current COR	Current Transfers	End Balance	Current Provision	
050.009.38900	House Regulators	15,991	0	-117,975	0	2,824,105	16,284	0	0	0	2,840,389	16,896	
050.009.38400	House Regulator Insta	260	0	0	0	116,479	260	0	0	116,738	260		
050.009.38500	Industrial Measuring	10,698	0	0	0	2,655,754	10,698	0	0	2,686,452	10,698		
050.009.38900	Land & Land Rights	0	0	0	0	25,654	0	0	0	25,654	0		
050.009.39000	Structure & Improv	12,867	0	0	0	321,074	12,867	0	0	333,940	12,867		
050.009.39002	Structure-Brick Grp	1,476	0	0	0	166,742	1,476	0	0	168,218	1,476		
050.009.39003	Improvements Grp	5,987	0	0	0	422,802	5,987	0	0	428,790	5,987		
050.009.39004	Air Condition Eq Grp	0	0	0	0	7,480	0	0	0	7,480	0		
050.009.39009	Improvement-Leased Grp	2,516	0	0	0	1,207,408	2,516	0	0	1,209,924	2,516		
050.009.39100	Office Furniture And	7,557	0	0	0	110,169	7,557	0	0	117,726	7,602		
050.009.38103	Office Machines	0	0	0	0	-107,598	0	0	0	-107,598	0		
050.009.36200	Transp Equip-Group	19,703	0	0	0	186,397	19,703	0	0	206,100	19,703		
050.009.36201	Wkg Trucks - Group	0	0	0	0	4,973	0	0	0	4,973	0		
050.009.39202	Wkg Trailers - Group	0	-1,505	-99	0	48,813	0	0	0	48,606	0		
050.009.39400	Tools Shop And Garage	10,816	-68,000	-885	0	135,949	11,605	0	-64	147,491	12,036		
050.009.39603	Ditchers - Group	489	-50,678	0	0	-180,190	489	0	0	-179,701	489		
050.009.39604	Backhoes - Group	1,086	0	0	0	-36,575	1,086	0	0	-35,490	1,086		
050.009.39605	Welders - Group	452	-4,978	0	0	9,399	452	0	0	9,851	452		
050.009.39700	Communication Equipme	1,709	0	0	0	-255,939	1,709	0	0	-254,230	1,709		
050.009.39701	Communication Equip.	0	0	0	0	-22,087	0	0	0	-22,087	0		
050.009.39702	Communication Equip.	0	0	0	0	-34,136	0	0	0	-34,136	0		
050.009.39705	Communication Equip.	300	0	0	0	-131,867	300	0	0	-131,567	300		
050.009.39800	Miscellaneous Equipme	11,834	-4,000	-167	0	1,343,617	11,859	0	0	1,368,476	11,859		
050.009.39901	Servers Hardware	0	0	0	0	175,990	0	0	0	175,990	0		
050.009.39902	Servers Software	0	0	0	0	118,461	0	0	0	118,461	0		
050.009.39903	Network Hardware	0	0	0	0	511,781	0	0	0	511,781	0		
050.009.39906	Pc Hardware	1,777	0	0	0	2,020,036	1,777	0	0	2,021,815	1,777		
050.009.39907	Pc Software	0	0	0	0	247,331	0	0	0	247,331	0		
050.009.39908	Application Software	6,001	0	0	0	410,892	818	0	0	411,710	0		
	(blank)												
	RWIP	453,306	0	0	0	-3,437,632	-331,016	0	0	-3,768,648	-354,260		
<b>009 Total</b>		<b>1,488,797</b>	<b>-986,173</b>	<b>-739,784</b>	<b>0</b>	<b>149,061,624</b>	<b>716,563</b>	<b>-405,573</b>	<b>-7,573</b>	<b>149,365,041</b>	<b>705,158</b>		
<b>012</b>	010.012.38900:Land	0	0	0	0	0	0	0	0	0	0		
	010.012.38910:CKV Land&Land Rights	0	0	0	0	0	0	0	0	0	0		
	010.012.39000:Structure & Improv	91,378	0	0	0	1,442,778	85,996	0	0	1,528,775	85,996		
	010.012.39009:Improvements - Leased	30,964	0	0	0	3,105,513	29,374	0	0	3,134,887	29,374		
	010.012.39010:CKV-Struct & Improv	77,237	0	0	0	1,594,498	75,744	0	0	1,670,242	75,744		
	010.012.39100:Office Furniture And	2,391	0	0	0	85,650	2,541	0	0	86,190	2,541		
	010.012.39700:Communication Equipme	45,764	0	0	0	-6,455,955	44,343	0	0	-6,411,612	44,343		
	010.012.39710:CKV-Commun Equip	1,887	0	0	0	40,839	1,869	0	0	42,707	1,868		
	010.012.39800:Miscellaneous Equipme	52	0	0	0	-230	48	0	0	-182	48		
	010.012.39900:Other Tangible Equipm	0	0	0	0	-1,031	0	0	0	-1,031	0		
	010.012.39901:Servers Hardware	44,040	0	0	0	4,946,749	45,002	0	0	4,993,751	45,002		
	010.012.39902:Servers Software	19,900	0	0	0	1,929,514	21,402	0	0	1,949,915	21,402		
	010.012.39903:Network Hardware	4,027	0	0	0	-65,896	4,007	0	0	-61,889	4,007		
	010.012.39906:Pc Hardware	9,854	0	0	0	-235,376	9,218	0	0	-228,169	9,851		
	010.012.39907:Pc Software	2,749	0	0	0	204,072	2,671	0	0	206,744	2,671		
	010.012.39908:Application Software	765,367	0	0	0	81,649,407	736,056	0	0	82,384,464	736,056		
	010.012.39910:CKV-Other Tang Equip	399	0	0	0	10,415	419	0	0	10,835	419		
	010.012.39916:CKV-Pc Hardware	2,394	0	0	0	55,171	2,364	0	0	57,535	2,364		
	010.012.39917:CKV-Pc Software	703	0	0	0	14,980	697	0	0	15,677	697		
	010.012.39924:Oth Tang Prop - Gen.	0	0	0	0	23,168,336	0	0	0	23,168,336	0		
	RWIP	0	0	0	0	-23,516	-272	0	0	-23,789	60		
<b>012 Total</b>		<b>1,099,086</b>	<b>0</b>	<b>0</b>	<b>0</b>	<b>111,365,917</b>	<b>1,061,479</b>	<b>0</b>	<b>0</b>	<b>112,427,396</b>	<b>1,062,444</b>		
<b>091</b>	050.091.39001:Struc - Frame Grp	330	0	0	0	41,433	330	0	0	41,763	330		
	050.091.39004:Air Cond(Equip Grp	0	0	0	0	5,771	0	0	0	5,771	0		
	050.091.39009:Improve - Leased Grp	0	0	0	0	49,085	0	0	0	49,085	0		
	050.091.39100:Office Furniture And	0	0	0	0	63,450	0	0	0	63,450	0		
	050.091.39200:Transp Equip- Group	0	0	0	0	7,658	0	0	0	7,658	0		
	050.091.39300:Stores Equipment	25	0	0	0	2,974	25	0	0	2,999	25		
	050.091.39400:Tools Shop And Garage	520	0	0	0	50,173	520	0	0	50,693	520		
	050.091.39600:Power Op Equip-Group	147	0	0	0	12,352	147	0	0	12,499	147		
	050.091.39700:Communication Equipme	1,621	0	0	0	244,264	1,621	0	0	245,885	1,621		
	050.091.39800:Miscellaneous Equipme	4,252	0	0	0	350,861	4,252	0	0	355,133	4,252		
	050.091.39900:Other Tangible Equip	0	0	0	0	76,993	0	0	0	76,993	0		
	050.091.39901:Servers Hardware	2,581	0	0	0	142,951	2,581	0	0	145,542	2,581		
	050.091.39902:Servers Software	0	0	0	0	11,517	0	0	0	11,517	0		
	050.091.39903:Network Hardware	1,716	0	0	0	251,698	0	0	0	251,698	0		
	050.091.39906:Pc Hardware	0	0	0	0	1,112,215	0	0	0	1,112,215	0		
	050.091.39907:Pc Software	0	0	0	0	128,631	0	0	0	128,631	0		
	050.091.39908:Application Software	0	0	0	0	1,762,414	0	0	0	1,762,414	0		
	RWIP	0	0	0	0	55,111	-2,281	0	0	53,830	-4,261		
<b>091 Total</b>		<b>11,193</b>	<b>0</b>	<b>0</b>	<b>0</b>	<b>4,990,581</b>	<b>7,196</b>	<b>0</b>	<b>0</b>	<b>4,997,777</b>	<b>5,215</b>		
<b>Grand Total</b>		<b>3,766,516</b>	<b>-986,173</b>	<b>-739,784</b>	<b>0</b>	<b>357,552,622</b>	<b>2,802,274</b>	<b>-405,573</b>	<b>-7,573</b>	<b>360,041,760</b>	<b>2,881,977</b>		

GL Acct (All)

Division	description1	08/2012			09/2012			10/2012				
		Current Retirements	Current COR	Current Transfers	End Balance	Current Provision	Current Retirements	Current COR	Current Transfers	End Balance	Current Provision	Current Retirements
002	010.002.39000:Structure & Improv	0	0	0	133	65	0	0	0	228	148	0
	010.002.39005:Structure & Improv	0	0	0	1,819,914	65,479	0	0	0	1,885,393	65,496	0
	010.002.39009:Improvements - Leased	0	0	0	6,564,001	6,370	0	0	0	6,570,370	55,845	0
	010.002.39100:Office Furniture And	0	0	0	6,846,931	25,972	0	0	0	6,872,903	25,574	0
	010.002.39102:Remittance Processing	0	0	0	5,850	0	0	0	0	5,850	0	0
	010.002.39103:Office Machines	0	0	0	2,858	0	0	0	0	2,858	0	0
	010.002.39104:Office Furn. & Equip	0	0	0	4,630	127	0	0	0	4,858	127	0
	010.002.39200:Transportation Equipm	0	0	0	36,214	1,661	0	0	0	37,874	1,675	0
	010.002.39300:Stores Equipment	0	0	0	758	0	0	0	0	758	0	0
	010.002.39400:Tools Shop And Garage	0	0	0	28,099	1,833	0	0	0	29,932	1,733	0
	010.002.39500:Laboratory Equipment	0	0	0	521	610	0	0	0	1,131	188	0
	010.002.39700:Communication Equipme	0	0	0	821,873	23,645	0	0	0	845,818	15,577	0
	010.002.39800:Miscellaneous Equipme	0	0	0	75,557	1,758	0	0	0	78,315	2,067	0
	010.002.39800:Other Tangible Equipm	0	0	0	55,787	1,036	0	0	0	56,823	1,033	0
	010.002.39801:Servers-Hardware	0	0	0	6,893,567	163,724	0	0	0	7,057,290	159,915	0
	010.002.39802:Servers-Software	0	0	0	4,147,651	69,259	0	0	0	4,216,840	70,353	0
	010.002.39803:Network Hardware	0	0	0	1,842,699	31,656	0	0	0	1,874,595	31,290	0
	010.002.39804:Mainframe Cpu	0	0	0	17,115	37	0	0	0	17,152	0	0
	010.002.39805:Mainframe Hardware	0	0	0	15,386	23	0	0	0	15,410	0	0
	010.002.39806:Pc Hardware	0	0	0	2,474,012	19,221	0	0	0	2,493,233	3,610	0
	010.002.39807:Pc Software	0	0	0	1,808,713	5,618	0	0	0	1,814,330	8,611	0
	010.002.39808:Application Software	0	0	0	56,770,785	697,491	0	0	0	57,468,276	700,744	0
	010.002.39809:Mainframe Software	0	0	0	2,729,460	357	0	0	0	2,729,817	159	0
	010.002.39924:Oth Tang Prop - Gen. RWIP	0	0	0	-158	0	0	0	0	-158	0	0
002 Total		0	0	0	94,960,696	1,120,452	0	0	0	96,081,147	1,144,246	0
009	040.009.37601:Mains - Steel	0	0	0	0	0	0	0	0	0	0	0
	040.009.38000:Services	0	0	0	-2	0	0	0	0	-2	0	0
	040.009.39200:Meter Installations	0	0	0	2	0	0	0	0	2	0	0
	050.009.30100:Organization Grp	0	0	0	8,330	0	0	0	0	8,330	0	0
	050.009.30200:French & Consent Grp	0	0	0	119,853	0	0	0	0	119,853	0	0
	050.009.32520:Producing Leaseholds	0	0	0	705	12	0	0	0	718	12	0
	050.009.32540:Rights-Of-Way	0	0	0	9,711	159	0	0	0	9,870	159	0
	050.009.33100:Producing Gas Wells -	0	0	0	3,492	0	0	0	0	3,492	0	0
	050.009.33201:Field Lines	0	0	0	47,163	0	0	0	0	47,163	0	0
	050.009.33202:Tributary Lines	0	0	0	529,956	0	0	0	0	529,956	0	0
	050.009.33400:Field Measuring And R	0	0	0	189,625	0	0	0	0	189,625	0	0
	050.009.33600:Purification Equipmen	0	0	0	11,864	194	0	0	0	12,058	194	0
	050.009.35020:Rights-Of-Way	0	0	0	4,882	0	0	0	0	4,882	0	0
	050.009.35100:Structures And Improv	0	0	0	5,358	9	0	0	0	5,367	9	0
	050.009.35102:Compressor Station Eq	0	0	0	120,100	77	0	0	0	120,177	77	0
	050.009.35103:Measuring And Reg. St	0	0	0	24,265	0	0	0	0	24,265	0	0
	050.009.35104:Other Structures	0	0	0	141,034	0	0	0	0	141,034	0	0
	050.009.35200:Rights Of Way	0	0	0	453,477	4,950	0	0	0	458,427	5,740	0
	050.009.35201:Well Construction	0	0	0	1,718,924	3,284	0	0	0	1,722,208	3,137	-167,597
	050.009.35202:Well Equipment	0	0	0	567,692	1,028	0	0	0	568,720	1,028	0
	050.009.35203:Cushion Gas Grp	0	0	0	205,047	3,351	0	0	0	208,408	3,351	0
	050.009.35210:Storage Leaseholds Ant	0	0	0	178,619	0	0	0	0	178,619	0	0
	050.009.35211:Storage Rights	0	0	0	53,204	20	0	0	0	53,224	20	0
	050.009.35301:Storage Field Lines	0	0	0	187,422	0	0	0	0	187,422	0	0
	050.009.35302:Storage Tributary Lin	0	0	0	219,931	0	0	0	0	219,931	0	0
	050.009.35400:Compressor Station Eq	0	0	0	373,483	483	0	0	0	373,946	482	0
	050.009.35500:Measuring and Regulat	0	0	0	238,931	0	0	0	0	238,931	0	0
	050.009.35600:Purification Equipmen	0	0	0	162,301	0	0	0	0	162,301	0	0
	050.009.36510:Land & Land Rights	0	0	0	16	0	0	0	0	16	0	0
	050.009.36520:Rights-Of-Way	0	0	0	410,049	1,193	0	0	0	411,242	1,193	0
	050.009.36602:Meas. & Reg. Sta. Str	0	0	0	-3,142	76	0	0	0	-3,064	84	0
	050.009.36603:Other Structures	0	0	0	58,539	104	0	0	0	58,642	104	0
	050.009.36700:Mains - Cathodic Prot	0	0	0	284,372	572	0	0	0	284,944	572	0
	050.009.36701:Mains - Steel	0	0	0	17,165,847	40,553	-9,558	0	0	17,195,841	40,684	0
	050.009.36900:Measuring And Reg. St	0	0	0	226,160	713	0	0	0	226,873	713	0
	050.009.36901:Measuring And Reg. St	-132	0	0	1,744,550	2,808	0	0	0	1,747,357	2,808	0
	050.009.37400:Land & Land Right Grp	0	0	0	57,145	0	0	0	0	57,145	0	0
	050.009.37401:Land	0	0	0	-7,250	0	0	0	0	-7,250	0	0
	050.009.37402:Land Rights	0	0	0	49,049	393	0	0	0	49,442	393	0
	050.009.37500:Structures & Improvem	0	0	0	84,136	1,001	0	0	0	85,138	891	0
	050.009.37501:Struct. & Improv. - T	0	0	0	93,010	269	0	0	0	93,279	269	0
	050.009.37502:Land Rights	0	0	0	45,900	123	0	0	0	46,023	123	0
	050.009.37503:Improvements	0	0	0	889	11	0	0	0	900	11	0
	050.009.37600:Mains - Cathodic Prot	0	17	0	1,992,484	20,768	-35,118	-5,141	0	1,973,004	20,903	0
	050.009.37601:Mains - Steel	-31,300	0	0	42,221,265	178,645	-520,135	-51,741	0	41,826,034	160,172	-34,999
	050.009.37602:Mains - Plastic	-3,875	-2,161	0	11,678,103	106,448	-109,235	-31,100	0	11,844,216	77,751	-59,241
	050.009.37603:Meas. And Reg. Sta. E	-2,466	0	0	1,575,132	8,919	-9,437	-1,241	0	1,574,373	7,759	-1,790
	050.009.37900:Meas & Reg Station Eq	0	0	0	304,250	4,856	0	0	0	309,108	3,979	0
	050.009.37905:Meas & Reg Sta Eq - C	-205	0	0	1,179,045	2,799	-9,476	-2,531	0	1,170,707	2,866	0
	050.009.38000:Services	-118,206	0	0	43,624,964	340,756	-221,923	-319,532	0	43,424,265	331,786	-93,078
	050.009.38100:Meters	0	0	0	8,031,829	128,936	0	0	0	8,160,764	116,882	0
	050.009.38200:Meter Installations	-48,738	0	0	6,874,988	188,349	-26,731	-57,473	0	6,977,133	185,626	-39,319

Division	description3	09/2012				09/2012				10/2012			
		Current	Retirements	Current COR	Current Transfers	End Balance	Current Provision	Current Retirements	Current COR	Current Transfers	End Balance	Current Provision	Current Retirements
050.009.38300	House Regulators	0	0	0	0	2,867,285	16,791	0	0	0	2,874,076	16,689	0
050.009.38400	House Regulator Insta	0	0	0	0	116,998	260	0	0	0	117,258	260	0
050.009.38500	Industrial Measuring	0	0	0	0	2,577,151	10,867	-5,251	-6,511	0	2,675,156	10,654	0
050.009.38900	Land & Land Rights	0	0	0	0	25,854	0	0	0	0	25,654	0	0
050.009.39000	Structure & Improv	0	0	0	0	348,807	20,398	0	0	0	367,205	12,363	0
050.009.39002	Structure-Brick Grp	0	0	0	0	169,694	480	0	0	0	170,174	0	0
050.009.39003	Improvements Grp	0	0	0	0	434,777	5,987	0	0	0	440,765	5,987	0
050.009.39004	Air Condition Eq Grp	0	0	0	0	7,480	0	0	0	0	7,480	0	0
050.009.39009	Impvment-Leased Grp	0	0	0	0	1,212,440	2,516	0	0	0	1,214,956	2,516	0
050.009.39100	Office Furniture And	0	0	0	0	125,328	8,452	-2,658	0	0	131,091	7,535	0
050.009.39103	Office Machines	0	0	0	0	-107,598	0	0	0	0	-107,598	0	0
050.009.39200	Transp Equip-Group	0	0	0	0	225,903	19,703	0	0	0	245,506	19,703	0
050.009.39201	Wkg Trucks - Group	0	0	0	0	4,973	0	0	0	0	4,973	0	0
050.009.39202	Wkg Trailers - Group	0	1	0	0	48,608	0	0	0	0	48,607	0	0
050.009.39400	Tools Shop And Garage	-1,577	13	0	0	157,963	12,775	-11,373	19,370	0	173,735	11,659	0
050.009.39503	Ditchers - Group	0	0	0	0	-179,212	489	0	0	0	-178,723	929	0
050.009.39504	Backhoes - Group	0	0	0	0	-34,404	1,086	0	0	0	-33,319	1,086	0
050.009.39505	Welders - Group	0	0	0	0	10,304	452	0	0	0	10,756	575	0
050.009.39700	Communication Equipme	0	0	0	0	-282,522	1,709	0	0	0	-250,813	1,709	0
050.009.39701	Communication Equip.	0	0	0	0	-22,087	0	0	0	0	-22,087	0	0
050.009.39702	Communication Equip.	0	0	0	0	-34,136	0	0	0	0	-34,136	0	0
050.009.39705	Communication Equip.	0	0	0	0	-131,267	300	0	0	0	-130,967	300	0
050.009.39800	Miscellaneous Equipme	0	0	0	0	1,367,336	11,550	-109,838	0	0	1,269,047	11,814	0
050.009.39901	Servers Hardware	0	0	0	0	175,990	0	0	0	0	175,990	0	0
050.009.39902	Servers Software	0	0	0	0	118,461	0	0	0	0	118,461	0	0
050.009.39903	Network Hardware	0	0	0	0	511,781	0	0	0	0	511,781	0	0
050.009.39906	Pc Hardware	0	0	0	0	2,023,662	1,327	-399,769	0	0	1,625,149	1,767	0
050.009.39907	Pc Software	0	0	0	0	247,331	0	0	0	0	247,331	0	0
050.009.39908	Application Software	0	0	0	0	411,710	0	0	0	0	411,710	0	0
	(blank)	0	0	0	0	0	0	0	0	0	0	0	0
	RWIP	0	0	0	0	-4,122,908	105,997	0	0	0	-4,015,921	-240,091	0
<b>009 Total</b>		<b>-206,298</b>	<b>-2,129</b>	<b>0</b>	<b>0</b>	<b>149,861,771</b>	<b>1,261,952</b>	<b>-1,473,535</b>	<b>-455,999</b>	<b>0</b>	<b>149,194,188</b>	<b>835,611</b>	<b>-396,023</b>
<b>012</b>	010.012.38900:Land	0	0	0	0	0	0	0	0	0	0	0	0
	010.012.38910:CKV Land&Land Rights	0	0	0	0	0	0	0	0	0	0	0	0
	010.012.39000:Structure & Improv	0	0	0	0	1,614,771	83,087	0	0	0	1,697,858	83,085	0
	010.012.39009:Improvements - Leased	0	0	0	0	3,164,250	29,592	0	0	0	3,192,842	28,545	0
	010.012.39010:CKV-Struct & Improv	0	0	0	0	1,745,996	74,370	0	0	0	1,820,355	74,357	0
	010.012.39100:Office Furniture And	0	0	0	0	90,731	2,600	0	0	0	93,331	2,708	0
	010.012.39700:Communication Equipme	0	0	0	0	-6,367,266	43,627	0	0	0	-6,323,641	13,152	0
	010.012.39710:CKV-Commun Equip	0	0	0	0	44,574	1,851	0	0	0	46,425	1,850	0
	010.012.39800:Miscellaneous Equipme	0	0	0	0	-433	203	0	0	0	70	52	0
	010.012.39900:Other Tangible Equipm	0	0	0	0	-1,031	0	0	0	0	-1,031	0	0
	010.012.39901:Servers-Hardware	0	0	0	0	5,038,753	45,474	0	0	0	5,084,227	29,450	0
	010.012.39902:Servers-Software	0	0	0	0	1,871,317	22,132	0	0	0	1,893,448	12,169	0
	010.012.39903:Network Hardware	0	0	0	0	-57,882	5,312	0	0	0	-49,571	3,495	0
	010.012.39906:Pc Hardware	0	0	0	0	-216,307	9,133	0	0	0	-207,174	3,018	0
	010.012.39907:Pc Software	0	0	0	0	209,415	2,753	0	0	0	212,168	2,770	0
	010.012.39908:Application Software	0	0	0	0	83,120,520	732,461	0	0	0	83,852,981	721,325	0
	010.012.39910:CKV-Other Tang Equip	0	0	0	0	11,254	435	0	0	0	11,699	437	0
	010.012.39916:CKV-Pc Hardware	0	0	0	0	59,900	2,341	0	0	0	62,241	2,342	0
	010.012.39917:CKV-Pc Software	0	0	0	0	15,374	682	0	0	0	17,066	694	0
	010.012.39924:Oth Tang Prop - Gen.	0	0	0	0	23,168,336	0	0	0	0	23,168,336	0	0
	RWIP	0	0	0	0	-23,729	6	0	0	0	-23,723	0	0
<b>012 Total</b>		<b>0</b>	<b>0</b>	<b>0</b>	<b>0</b>	<b>113,489,640</b>	<b>1,058,059</b>	<b>0</b>	<b>0</b>	<b>0</b>	<b>114,547,899</b>	<b>979,421</b>	<b>0</b>
<b>091</b>	050.091.39001:Struc - Frms Grp	0	0	0	0	42,693	330	0	0	0	42,423	330	0
	050.091.39004:Air Condit Equip Grp	0	0	0	0	5,771	0	0	0	0	5,771	0	0
	050.091.39009:Improve - Leased Grp	0	0	0	0	49,085	0	0	0	0	49,085	0	0
	050.091.39100:Office Furniture And	0	0	0	0	63,450	0	0	0	0	63,450	0	0
	050.091.39200:Transp Equip- Group	0	0	0	0	7,658	0	0	0	0	7,658	0	0
	050.091.39300:Storag Equipment	0	0	0	0	3,024	25	0	0	0	3,049	25	0
	050.091.39400:Tools Shop And Garage	0	0	0	0	51,213	520	0	0	0	51,734	520	0
	050.091.39600:Power Op Equip-Group	0	0	0	0	12,646	147	0	0	0	12,792	147	0
	050.091.39700:Communication Equipme	0	0	0	0	247,605	1,621	0	0	0	249,126	1,614	0
	050.091.39800:Miscellaneous Equipme	0	0	0	0	359,386	4,252	0	0	0	363,638	4,252	0
	050.091.39900:Other Tangible Equip	0	0	0	0	76,993	0	0	0	0	76,993	0	0
	050.091.39901:Servers Hardware	0	0	0	0	148,124	2,581	0	0	0	150,705	2,581	0
	050.091.39902:Servers Software	0	0	0	0	11,517	0	0	0	0	11,517	0	0
	050.091.39903:Network Hardware	0	0	0	0	251,698	0	0	0	0	251,698	0	0
	050.091.39906:Pc Hardware	0	0	0	0	1,112,215	0	0	0	0	1,112,215	0	0
	050.091.39907:Pc Software	0	0	0	0	128,531	0	0	0	0	128,531	0	0
	050.091.39908:Application Software	0	0	0	0	1,782,414	0	0	0	0	1,782,414	0	0
	RWIP	0	0	0	0	49,569	-910	0	0	0	48,759	0	0
<b>091 Total</b>		<b>0</b>	<b>0</b>	<b>0</b>	<b>0</b>	<b>4,402,982</b>	<b>8,667</b>	<b>0</b>	<b>0</b>	<b>0</b>	<b>4,411,660</b>	<b>9,470</b>	<b>0</b>
<b>Grand Total</b>		<b>-206,298</b>	<b>-2,129</b>	<b>0</b>	<b>0</b>	<b>362,715,299</b>	<b>3,448,129</b>	<b>-1,473,535</b>	<b>-455,999</b>	<b>0</b>	<b>364,234,894</b>	<b>2,968,749</b>	<b>-396,023</b>

GL Acct (All)

Division	description3	10/2012			11/2012			12/2012				
		Current COR	Current Transfers	End Balance	Current Provision	Current Retirements	Current COR	Current Transfers	End Balance	Current Provision	Current Retirements	Current COR
002	010.002.39000:Structure & Improv	0	0	376	167	0	0	0	544	148	0	0
	010.002.39005:Structure & Improv	0	0	1,950,889	55,503	0	0	0	2,016,392	61,834	0	0
	010.002.39009:Improvements - Leased	0	0	8,626,316	28,919	0	0	0	8,555,235	48,507	0	0
	010.002.39100:Office Furniture And	0	0	6,898,477	25,460	0	0	0	6,923,938	25,896	0	0
	010.002.39102:Remittance Processing	0	0	5,850	0	0	0	0	5,850	0	0	0
	010.002.39103:Office Machines	0	0	2,888	0	0	0	0	2,898	0	0	0
	010.002.39104:Office Furn. & Equip	0	0	5,095	127	0	0	0	5,212	129	0	0
	010.002.39200:Transportation Equipm	0	0	39,549	1,672	0	0	0	41,221	1,458	0	0
	010.002.39300:Stores Equipment	0	0	758	0	0	0	0	758	0	0	0
	010.002.39400:Tools Shop And Garage	0	0	31,865	1,733	0	0	0	33,397	1,659	0	0
	010.002.39500:Laboratory Equipment	0	0	1,320	188	0	0	0	1,508	189	0	0
	010.002.39700:Communication Equipme	0	0	861,395	15,583	0	0	0	876,978	14,325	0	0
	010.002.39800:Miscellaneous Equipme	0	0	80,383	2,059	0	0	0	82,452	1,803	0	0
	010.002.39800:Other Tangible Equipm	0	0	57,858	1,027	0	0	0	58,883	1,188	0	0
	010.002.39901:Servers-Hardware	0	0	7,217,306	167,027	0	0	0	7,384,332	156,866	0	0
	010.002.39902:Servers-Software	0	0	4,287,193	69,901	0	0	0	4,357,095	69,765	0	0
	010.002.39903:Network Hardware	0	0	1,905,884	31,189	0	0	0	1,937,073	27,989	-96,189	0
	010.002.39904:Mainframe Cpu	0	0	17,152	0	0	0	0	17,152	0	0	0
	010.002.39905:Mainframe Hardware	0	0	15,410	0	0	0	0	15,410	0	0	0
	010.002.39906:Pc Hardware	0	0	2,496,843	25,097	0	0	0	2,521,940	26,755	-215,892	0
	010.002.39907:Pc Software	0	0	1,826,942	7,932	0	0	0	1,834,873	12,205	-361,567	0
	010.002.39908:Application Software	0	0	58,169,020	703,907	0	0	0	58,872,927	668,237	-30,794	0
	010.002.39909:Mainframe Software	0	0	2,726,986	159	0	0	0	2,727,146	173	0	0
	010.002.39824:Oth Tang Prop - Gen.	0	0	0	0	0	0	0	0	0	0	0
	RWIP	0	0	-158	0	0	0	0	-158	0	0	0
<b>002 Total</b>		<b>0</b>	<b>0</b>	<b>97,225,393</b>	<b>1,147,660</b>	<b>0</b>	<b>0</b>	<b>0</b>	<b>98,373,053</b>	<b>1,119,892</b>	<b>-704,462</b>	<b>0</b>
009	040.009.37601:Mains - Steel	0	0	0	0	0	0	0	0	0	0	0
	040.009.38000:Services	0	0	-2	0	0	0	0	-2	0	0	0
	040.009.38200:Meter Installations	0	0	2	0	0	0	0	2	0	0	0
	050.009.30100:Organization Grp	0	0	8,330	0	0	0	0	8,330	0	0	0
	050.009.30200:Franch & Consent Grp	0	0	119,853	0	0	0	0	119,853	0	0	0
	050.009.32520:Producing Leaseholds	0	0	728	12	0	0	0	739	12	0	0
	050.009.32540:Rights-Of-Way	0	0	10,030	159	0	0	0	10,189	159	0	0
	050.009.33100:Producing Gas Wells -	0	0	3,452	0	0	0	0	3,452	0	0	0
	050.009.33201:Field Lines	0	0	47,163	0	0	0	0	47,163	0	0	0
	050.009.33202:Tributary Lines	0	0	529,956	0	0	0	0	529,956	0	0	0
	050.009.33400:Field Measuring And R	0	0	189,625	0	0	0	0	189,625	0	0	0
	050.009.33600:Purification Equipmen	0	0	12,253	194	0	0	0	12,447	194	0	0
	050.009.35020:Rights-Of-Way	0	0	4,582	0	0	0	0	4,682	0	0	0
	050.009.35100:Structures And Improv	0	0	5,376	9	0	0	0	5,385	9	0	0
	050.009.35102:Compressor Station Eq	0	0	120,253	77	0	0	0	120,330	77	0	0
	050.009.35103:Measuring And Reg. St	0	0	24,295	0	0	0	0	24,295	0	0	0
	050.009.35104:Other Structures	0	0	141,034	0	0	0	0	141,034	0	0	0
	050.009.35200:Rights Of Way	0	0	484,159	5,740	0	0	0	489,907	5,740	0	0
	050.009.35201:Well Construction	0	0	1,557,746	3,137	0	-64,470	0	1,496,415	3,137	0	-12
	050.009.35202:Well Equipment	0	0	569,749	1,028	0	0	0	570,777	1,028	0	0
	050.009.35203:Cushion Gas Grp	0	0	211,769	3,361	0	0	0	215,131	3,361	0	0
	050.009.35210:Storage Leaseholds An	0	0	178,619	0	0	0	0	178,619	0	0	0
	050.009.35211:Storage Rights	0	0	53,244	20	0	0	0	53,264	20	0	0
	050.009.35301:Storage Field Lines	0	0	197,422	0	0	0	0	197,422	0	0	0
	050.009.35302:Storage Tributary Lin	0	0	219,931	0	0	0	0	219,931	0	0	0
	050.009.35400:Compressor Station Eq	0	0	374,408	452	0	0	0	374,870	452	0	0
	050.009.35500:Measuring and Regulat	0	0	238,931	0	0	0	0	238,931	0	0	0
	050.009.35600:Purification Equipmen	0	0	162,301	0	0	0	0	162,301	0	0	0
	050.009.35610:Land & Land Rights	0	0	16	0	0	0	0	16	0	0	0
	050.009.35520:Rights-Of-Way	0	0	412,435	1,193	0	0	0	413,629	1,193	0	0
	050.009.35602:Meas. & Reg. Sta. Str	0	0	-2,980	84	0	0	0	-2,896	84	0	0
	050.009.35603:Other Structures	0	0	58,748	104	0	0	0	58,850	104	0	0
	050.009.36700:Mains - Cathodic Prot	0	0	285,516	572	0	0	0	286,098	572	0	0
	050.009.36701:Mains - Steel	0	0	17,237,505	40,431	-302,693	0	0	16,975,243	40,431	0	0
	050.009.36900:Measuring And Reg. St	0	0	227,586	713	0	0	0	228,299	713	0	0
	050.009.36901:Measuring And Reg. St	0	0	1,750,165	2,808	0	0	0	1,752,974	2,808	0	0
	050.009.37400:Land & Land Right Grp	0	0	57,145	0	0	0	0	57,145	0	0	0
	050.009.37401:Land	0	0	-7,250	0	0	0	0	-7,250	0	0	0
	050.009.37402:Land Rights	0	0	49,534	393	0	0	0	50,227	393	0	0
	050.009.37500:Structures & Improvem	0	0	86,028	691	0	0	0	86,919	691	0	0
	050.009.37501:Struct. & Improv. - T	0	0	93,548	269	0	0	0	93,817	269	0	0
	050.009.37502:Land Rights	0	0	46,147	123	0	0	0	46,270	123	0	0
	050.009.37503:Improvements	0	0	910	11	0	0	0	921	11	0	0
	050.009.37600:Mains - Cathodic Prot	0	0	1,993,906	20,991	0	0	0	2,014,898	20,987	-3,284	-2,567
	050.009.37601:Mains - Steel	-13,719	0	41,937,488	150,217	-207	-1,754	0	42,095,744	150,389	-6,823	-24,415
	050.009.37602:Mains - Plastic	-537	0	11,862,188	77,959	-13,839	147	0	11,926,455	78,441	-3,197	-42,733
	050.009.37800:Meas. And Reg. Sta. E	0	0	1,580,383	7,600	0	-1,645	0	1,586,538	7,897	0	22
	050.009.37900:Meas & Reg Station Eq	0	0	313,087	4,000	0	0	0	317,087	4,000	0	0
	050.009.37905:Meas & Reg Sta Eq - C	0	0	1,173,574	2,856	0	-551	0	1,175,889	2,856	0	11
	050.009.39000:Services	0	0	43,662,973	332,729	-77,634	0	0	43,918,068	333,973	-10,815	-430,011
	050.009.39100:Meters	0	0	6,277,848	118,280	0	0	0	6,395,926	121,087	0	0
	050.009.39200:Meter Installations	0	0	7,123,640	186,128	-17,653	0	0	7,292,116	186,091	-25,908	0

Division	description3	10/2012			11/2012			12/2012			
		Current COR	Current Transfers	End Balance	Current Provision	Current Retirements	Current COR	Current Transfers	End Balance	Current Provision	Current Retirements
050.009.38300	House Regulators	0	0	2,890,745	16,710	0	0	2,907,455	16,737	0	0
050.009.38400	House Regulator Insta	0	0	117,517	260	0	0	117,777	260	0	0
050.009.38500	Industrial Measuring	0	0	2,686,010	10,860	0	0	2,696,871	10,866	0	0
050.009.38600	Land & Land Rights	0	0	25,654	0	0	0	25,654	0	0	0
050.009.39000	Structure & Improv	0	0	379,567	12,362	0	0	391,929	12,713	0	0
050.009.39002	Structure-Brick Grp	0	0	170,174	0	0	0	170,174	0	0	0
050.009.39003	Improvements Grp	0	0	446,752	5,887	0	0	452,739	5,887	0	0
050.009.39004	Air Condition Eq Grp	0	0	7,480	0	0	0	7,480	0	0	0
050.009.39009	Improvement-Leased Grp	0	0	1,217,472	2,516	0	0	1,218,988	2,516	0	0
050.009.39100	Office Furniture And	0	0	136,626	7,535	0	-139	146,022	7,535	0	4
050.009.39103	Office Machines	0	0	-107,596	0	0	0	-107,596	0	0	0
050.009.39200	Transp Equip-Group	0	0	265,209	19,703	0	0	284,912	19,703	0	0
050.009.39201	Wkg Trucks - Group	0	0	4,973	0	0	0	4,973	0	0	0
050.009.39202	Wkg Trailers - Group	0	0	48,607	0	0	0	48,607	0	0	0
050.009.39400	Tools Shop And Garage	0	0	190,394	11,659	0	-208	201,845	11,659	0	6
050.009.39603	Ditchers - Group	0	0	-177,794	929	0	0	-176,865	929	0	0
050.009.39604	Beckhoes - Group	0	0	-32,233	1,066	0	0	-31,148	1,066	0	0
050.009.39605	Welders - Group	0	0	11,331	575	0	0	11,906	575	0	0
050.009.39700	Communication Equipme	0	0	-249,104	1,709	0	0	-247,395	1,708	-441	0
050.009.39701	Communication Equip.	0	0	-22,087	0	0	0	-22,087	0	0	0
050.009.39702	Communication Equip.	0	0	-34,136	0	0	0	-34,136	0	0	0
050.009.39705	Communication Equip.	0	0	-130,667	300	0	0	-130,367	300	0	0
050.009.39800	Miscellaneous Equipme	0	0	1,280,662	11,819	0	-243	1,292,438	11,369	-213,314	8
050.009.39901	Servers Hardware	0	0	175,990	0	0	0	175,990	0	0	0
050.009.39902	Servers Software	0	0	118,491	0	0	0	118,491	0	-12,698	0
050.009.39903	Network Hardware	0	0	511,781	0	0	0	511,781	0	-459,485	0
050.009.39906	Pc Hardware	0	0	1,626,906	1,757	0	-430	1,628,233	1,468	-947,532	0
050.009.39907	Pc Software	0	0	247,331	0	0	0	247,331	0	-233,448	0
050.009.39908	Application Software	0	0	411,710	0	0	0	411,710	0	-272,696	0
	(blank)	0	0								
	RWIP	0	0	-4,256,012	-175,264	0	0	-4,431,275	135,747		
<b>009 Total</b>		<b>-14,256</b>	<b>0</b>	<b>149,619,520</b>	<b>903,262</b>	<b>-412,025</b>	<b>-69,291</b>	<b>150,041,406</b>	<b>1,218,660</b>	<b>-2,189,640</b>	<b>-499,687</b>
<b>012</b>	010.012.38900:Land	0	0	0	0	0	0	0	0	0	0
	010.012.38910:CKV Land&Land Rights	0	0	0	0	0	0	0	0	0	0
	010.012.39000:Structure & Improv	0	0	1,790,914	83,096	0	0	1,884,010	65,290	0	0
	010.012.39003:Improvements - Leased	0	0	3,221,388	29,596	0	0	3,249,984	23,462	0	0
	010.012.39010:CKV-Struct & Improv	0	0	1,894,713	74,360	0	0	1,969,073	65,551	0	0
	010.012.39100:Office Furniture And	0	0	96,039	2,666	0	0	98,706	2,876	0	0
	010.012.39700:Communication Equipme	0	0	-6,310,490	13,172	0	0	-6,297,318	11,882	0	0
	010.012.39710:CKV-Commun Equip	0	0	48,275	1,851	0	0	50,126	1,746	0	0
	010.012.39800:Miscellaneous Equipme	0	0	122	52	0	0	174	38	0	0
	010.012.39900:Other Tangible Equipm	0	0	-1,031	0	0	0	-1,031	0	0	0
	010.012.39901:Servers-Hardware	0	0	5,113,677	31,486	0	0	5,145,163	31,371	0	0
	010.012.39902:Servers-Software	0	0	1,905,617	11,826	0	0	1,917,445	11,994	0	0
	010.012.39903:Network Hardware	0	0	-46,076	3,459	0	0	-42,616	3,134	0	0
	010.012.39906:Pc Hardware	0	0	-204,157	3,294	0	0	-200,863	3,104	0	0
	010.012.39907:Pc Software	0	0	214,938	3,016	0	0	217,954	3,398	0	0
	010.012.39908:Application Software	0	0	84,574,307	724,061	0	0	85,298,368	674,433	-92,355	0
	010.012.39910:CKV-Other Tang Equip	0	0	12,126	435	0	0	12,561	493	0	0
	010.012.39916:CKV-Pc Hardware	0	0	64,583	2,341	0	0	66,924	2,106	0	0
	010.012.39917:CKV-Pc Software	0	0	17,760	692	0	0	18,451	598	0	0
	010.012.39924:Oth Tang Prop - Gen.	0	0	23,169,336	268	0	0	23,169,604	14,055	-9,347	0
	RWIP	0	0	-23,723				-23,723			
<b>012 Total</b>		<b>0</b>	<b>0</b>	<b>115,527,320</b>	<b>984,673</b>	<b>0</b>	<b>0</b>	<b>116,511,992</b>	<b>915,521</b>	<b>-101,701</b>	<b>0</b>
<b>091</b>	050.091.39001:Struc - Frame Grp	0	0	42,754	330	0	0	43,084	330	0	0
	050.091.39004:Air Condil Equip Grp	0	0	5,771	0	0	0	5,771	0	0	0
	050.091.39009:Improve - Leased Grp	0	0	49,085	0	0	0	49,085	0	0	0
	050.091.39100:Office Furniture And	0	0	63,450	0	0	0	63,450	497	0	0
	050.091.39200:Transp Equip- Group	0	0	7,658	0	0	0	7,658	0	0	0
	050.091.39300:Stores Equipment	0	0	3,074	25	0	0	3,100	25	0	0
	050.091.39400:Tools Shop And Garage	0	0	52,254	520	0	0	52,774	447	0	0
	050.091.39600:Power Op Equip-Group	0	0	12,936	147	0	0	13,085	147	0	0
	050.091.39700:Communication Equipme	0	0	250,740	1,614	0	0	252,355	1,334	-91,931	0
	050.091.39800:Miscellaneous Equipme	0	0	367,890	4,252	0	0	372,142	4,252	-232	0
	050.091.39900:Other Tangible Equip	0	0	76,993	0	0	0	76,993	0	0	0
	050.091.39901:Servers Hardware	0	0	155,267	2,581	0	0	156,869	2,591	0	0
	050.091.39902:Servers Software	0	0	11,517	0	0	0	11,517	0	0	0
	050.091.39903:Network Hardware	0	0	251,696	0	0	0	251,696	0	-11,191	0
	050.091.39906:Pc Hardware	0	0	1,112,215	0	0	0	1,112,215	0	-630,450	0
	050.091.39907:Pc Software	0	0	128,531	0	0	0	128,531	0	-88,815	0
	050.091.39908:Application Software	0	0	1,782,414	0	0	0	1,782,414	0	-707,722	0
	RWIP	0	0	45,759				45,759			
<b>091 Total</b>		<b>0</b>	<b>0</b>	<b>4,421,130</b>	<b>9,470</b>	<b>0</b>	<b>0</b>	<b>4,430,600</b>	<b>9,687</b>	<b>-1,630,342</b>	<b>0</b>
<b>Grand Total</b>		<b>-14,256</b>	<b>0</b>	<b>366,793,363</b>	<b>3,045,005</b>	<b>-412,025</b>	<b>-69,291</b>	<b>369,357,052</b>	<b>3,263,760</b>	<b>-4,526,145</b>	<b>-499,687</b>

GL Acct (All)

Division	description3	12/2012				01/2013				02/2013			
		Current Transfers	End Balance	Current Provision	Current Retirements	Current CDR	Current Transfers	End Balance	Current Provision	Current Retirements	Current CDR	Current Transfers	
002	010.002.39000:Structure & Improv	0	692	111	0	0	0	803	111	0	0	0	
	010.002.39005:Structure & Improv	0	2,078,226	57,933	0	0	0	2,136,156	57,933	0	0	0	
	010.002.39009:Improvements - Leased	0	8,703,741	38,487	0	0	0	6,742,229	36,218	0	0	0	
	010.002.39100:Office Furniture And	0	6,950,804	33,094	0	0	0	6,983,898	33,094	0	0	0	
	010.002.39102:Remittance Processing	0	5,850	0	0	0	0	5,860	0	0	0	0	
	010.002.39103:Office Machines	0	2,888	0	0	0	0	2,888	0	0	0	0	
	010.002.39104:Office Furn. & Equip	0	5,341	142	0	0	0	5,483	142	0	0	0	
	010.002.39200:Transportation Equipm	0	42,679	1,001	0	0	0	43,681	1,001	0	0	0	
	010.002.39300:Stores Equipment	0	758	0	0	0	0	758	0	0	0	0	
	010.002.39400:Tools Shop And Garage	0	35,065	1,627	0	0	0	36,693	1,627	0	0	0	
	010.002.39500:Laboratory Equipment	0	1,697	191	0	0	0	1,888	201	0	0	0	
	010.002.39700:Communication Equipme	0	891,304	12,708	0	0	0	904,012	12,708	0	0	0	
	010.002.39800:Miscellaneous Equipme	0	84,061	1,046	0	0	0	85,107	1,046	0	0	0	
	010.002.39900:Other Tangible Equipm	0	60,051	1,592	0	0	0	61,643	1,625	0	0	0	
	010.002.39901:Servers-Hardware	0	7,541,198	178,841	0	0	0	7,720,038	179,412	0	0	0	
	010.002.39902:Servers-Software	0	4,426,860	94,264	0	0	0	4,521,124	97,581	0	0	0	
	010.002.39903:Network Hardware	0	1,868,974	29,052	0	0	0	1,897,926	29,052	0	0	0	
	010.002.39904:Mainframe Cpu	0	17,152	0	0	0	0	17,152	0	0	0	0	
	010.002.39905:Mainframe Hardware	0	15,410	0	0	0	0	15,410	0	0	0	0	
	010.002.39906:Pc Hardware	-400	2,332,402	22,796	0	0	0	2,355,198	22,796	0	0	0	
	010.002.39907:Pc Software	0	1,485,490	10,934	0	0	0	1,496,424	10,932	0	0	0	
	010.002.39908:Application Software	-3,273	59,507,096	569,627	0	0	0	60,076,723	569,752	0	0	0	
	010.002.39909:Mainframe Software	0	2,727,319	157	0	0	0	2,727,476	159	0	0	0	
	010.002.39924:Oth Tang Prop - Gen.	0	0	0	0	0	0	0	0	0	0	0	
	RW/P		-158					-158					
<b>002 Total</b>		<b>-3,673</b>	<b>98,784,810</b>	<b>1,053,603</b>	<b>0</b>	<b>0</b>	<b>0</b>	<b>99,838,413</b>	<b>1,055,390</b>	<b>0</b>	<b>0</b>	<b>0</b>	
009	040.009.37601:Mains - Steel	0	0	0	0	0	0	0	0	0	0	0	
	040.009.38000:Services	0	-2	0	0	0	0	-2	0	0	0	0	
	040.009.38200:Meter Installations	0	2	0	0	0	0	2	0	0	0	0	
	050.009.30100:Organization Grp	0	8,330	0	0	0	0	8,330	0	0	0	0	
	050.009.30200:Franch & Consent Grp	0	119,853	0	0	0	0	119,853	0	0	0	0	
	050.009.32820:Producing Leaseholds	0	751	12	0	0	0	762	12	0	0	0	
	050.009.32640:Rights-Of-Way	0	10,348	159	0	0	0	10,507	159	0	0	0	
	050.009.33100:Producing Gas Wells -	0	3,492	0	0	0	0	3,492	0	0	0	0	
	050.009.33201:Field Lines	0	47,163	0	0	0	0	47,163	0	0	0	0	
	050.009.33202:Tributary Lines	0	529,956	0	0	0	0	529,956	0	0	0	0	
	050.009.33400:Field Measuring And R	0	189,825	0	0	0	0	189,825	0	0	0	0	
	050.009.33600:Purification Equipmen	0	12,642	194	0	0	0	12,836	194	0	0	0	
	050.009.35020:Rights-Of-Way	0	4,682	0	0	0	0	4,682	0	0	0	0	
	050.009.35100:Structures And Improv	0	5,394	9	0	0	0	5,403	9	0	0	0	
	050.009.35102:Compressor Station Eq	0	120,407	77	0	0	0	120,483	77	0	0	0	
	050.009.35103:Measuring And Reg. St	0	24,295	0	0	0	0	24,295	0	0	0	0	
	050.009.35104:Other Structures	0	141,034	0	0	0	0	141,034	0	0	0	0	
	050.009.35200:Rights Of Way	0	475,848	5,741	0	0	0	481,389	5,741	0	0	0	
	050.009.35201:Well Construction	0	1,499,539	3,137	0	0	0	1,502,575	3,137	0	0	0	
	050.009.35202:Well Equipment	0	571,805	1,028	0	0	0	572,833	1,028	0	0	0	
	050.009.35203:Cushion Gas Grp	0	218,492	3,361	0	0	0	221,854	3,361	0	0	0	
	050.009.35210:Storage Leaseholds An	0	178,619	0	0	0	0	178,619	0	0	0	0	
	050.009.35211:Storage Rights	0	53,285	20	0	0	0	53,305	20	0	0	0	
	050.009.35301:Storage Field Lines	0	187,422	0	0	0	0	187,422	0	0	0	0	
	050.009.35302:Storage Tributary LIn	0	219,931	0	0	0	0	219,931	0	0	0	0	
	050.009.35400:Compressor Station Eq	0	375,331	462	0	0	0	375,793	462	0	0	0	
	050.009.35500:Measuring and Regulat	0	238,931	0	0	0	0	238,931	0	0	0	0	
	050.009.35600:Purification Equipmen	0	162,301	0	0	0	0	162,301	0	0	0	0	
	050.009.36810:Land & Land Rights	0	16	0	0	0	0	16	0	0	0	0	
	050.009.36820:Rights-Of-Way	0	414,822	1,193	0	0	0	416,015	1,193	0	0	0	
	050.009.36602:Meas. & Reg. Sta. Str	0	-2,813	84	0	0	0	-2,729	84	0	0	0	
	050.009.36603:Other Structures	0	58,954	104	0	0	0	59,058	104	0	0	0	
	050.009.36700:Mains - Cathodic Prot	0	285,659	572	0	0	0	287,231	572	0	0	0	
	050.009.36701:Mains - Steel	0	17,015,674	40,409	-23,745	-2,528	0	17,029,808	40,409	0	136	0	
	050.009.36900:Measuring And Reg. St	0	229,012	713	0	0	0	229,724	713	0	0	0	
	050.009.36901:Measuring And Reg. St	0	1,755,792	2,807	-805	0	0	1,757,784	2,807	0	-1,613	0	
	050.009.37400:Land & Land Right Grp	0	57,145	0	0	0	0	57,145	0	0	0	0	
	050.009.37401:Land	0	-7,250	0	0	0	0	-7,250	0	0	0	0	
	050.009.37402:Land Rights	0	50,620	393	0	0	0	51,013	393	0	0	0	
	050.009.37500:Structures & Improvem	0	87,810	891	0	0	0	88,701	891	0	0	0	
	050.009.37501:Struct. & Improv. - T	0	94,056	269	0	0	0	94,355	269	0	0	0	
	050.009.37502:Land Rights	0	46,394	123	0	0	0	46,517	123	0	0	0	
	050.009.37503:Improvements	0	932	11	0	0	0	942	11	0	0	0	
	050.009.37600:Mains - Cathodic Prot	0	2,029,954	21,008	0	-22	0	2,050,938	21,050	0	8	0	
	050.009.37601:Mains - Steel	0	42,224,895	160,526	-122,276	-38,069	0	42,225,274	160,223	-43,400	-3,609	0	
	050.009.37602:Mains - Plastic	0	11,958,987	78,892	-16,734	0	0	12,021,125	79,602	-4,097	-112	0	
	050.009.37600:Meas. And Reg. Sta. E	0	1,594,457	7,529	-767	-44	0	1,601,574	7,681	-564	-5,823	0	
	050.009.37900:Meas & Reg Station Eq	0	321,089	4,068	0	0	0	325,156	4,155	0	0	0	
	050.009.37905:Meas & Reg Sta Eq - C	0	1,178,766	2,866	0	0	0	1,181,632	2,866	0	-160	0	
	050.009.38900:Services	0	43,811,215	334,562	-190,803	-935	0	43,954,039	335,773	-210,807	0	0	
	050.009.38100:Meters	0	6,517,913	122,137	0	0	0	6,639,149	123,147	0	0	0	
	050.009.38200:Meter Installations	0	7,452,299	186,355	-27,002	0	0	7,611,651	186,589	-24,719	0	0	

Division	description3	12/2012				01/2013				02/2013			
		Current Transfers	End Balance	Current Provision	Current Retirements	Current COR	Current Transfers	End Balance	Current Provision	Current Retirements	Current COR	Current Transfers	
050.009.38300	House Regulators	0	2,924,192	16,771	0	0	2,940,963	16,841	0	0	0		
050.009.38400	House Regulator Insta	0	118,037	290	0	0	118,297	260	0	0	0		
050.009.38500	Industrial Measuring	0	2,707,737	10,883	0	0	2,718,619	10,883	0	0	0		
050.009.38900	Land & Land Rights	0	25,654	0	0	0	25,654	0	0	0	0		
050.009.39000	Structure & Improv	0	404,542	12,813	0	0	417,456	12,813	0	0	0		
050.009.39002	Structure-Brick Grp	0	170,174	0	0	0	170,174	0	0	0	0		
050.009.39003	Improvements Grp	0	458,727	5,987	0	0	464,714	5,987	0	0	0		
050.009.39004	Air Condition Eq Grp	0	7,480	0	0	0	7,480	0	0	0	0		
050.009.39009	Improvement-Leased Grp	0	1,222,505	2,516	0	0	1,225,021	2,516	0	0	0		
050.009.39100	Office Furniture And	0	153,561	7,535	0	0	161,096	7,535	0	0	0		
050.009.39103	Office Machines	0	-107,598	0	0	0	-107,598	0	0	0	0		
050.009.39200	Transp Equip-Group	0	304,815	19,703	0	0	324,316	19,703	0	0	0		
050.009.39201	Wkg Trucks - Group	0	4,973	0	0	0	4,973	0	0	0	0		
050.009.39202	Wkg Trailers - Group	0	48,607	0	0	0	48,607	0	0	0	0		
050.009.39400	Tools Shop And Garage	0	213,510	11,708	0	0	225,218	11,797	0	0	0		
050.009.39603	Ditchers - Group	0	-175,936	929	0	0	-175,007	929	0	0	0		
050.009.39604	Backhoes - Group	0	-30,062	1,086	0	0	-28,977	1,096	0	0	0		
050.009.39605	Welders - Group	0	12,481	575	0	0	13,056	575	0	0	0		
050.009.39700	Communication Equipme	0	-246,128	1,708	0	0	-244,420	1,708	0	0	0		
050.009.39701	Communication Equip.	0	-22,087	0	0	0	-22,087	0	0	0	0		
050.009.39702	Communication Equip.	0	-34,136	0	0	0	-34,136	0	0	0	0		
050.009.39705	Communication Equip.	0	-130,066	300	0	0	-129,766	300	0	0	0		
050.009.39800	Miscellaneous Equipme	0	1,090,500	11,389	0	0	1,101,890	11,388	0	0	0		
050.009.39901	Servers Hardware	0	175,990	0	0	0	175,990	0	0	0	0		
050.009.39902	Servers Software	0	105,763	0	0	0	105,763	0	0	0	0		
050.009.39903	Network Hardware	0	52,297	0	0	0	52,297	0	0	0	0		
050.009.39906	Pc Hardware	0	682,168	1,468	0	0	683,636	1,477	-110,211	-1,405	0		
050.009.39907	Pc Software	0	13,883	0	0	0	13,883	0	0	0	0		
050.009.39908	Application Software	0	139,014	0	0	0	139,014	0	0	0	0		
	(blank)	0											
	RWIP	0	-4,295,529	-203,504	0	0	-4,499,032	-207,089	0	0	0		
<b>009 Total</b>		0	<b>148,570,740</b>	<b>882,234</b>	<b>-382,134</b>	<b>-40,399</b>	<b>149,030,441</b>	<b>881,864</b>	<b>-393,600</b>	<b>-12,279</b>	<b>0</b>		
<b>012</b>		0	0	0	0	0	0	0	0	0	0		
010.012.38900	Land	0	0	0	0	0	0	0	0	0	0		
010.012.38910	CKV Land&Land Rights	0	0	0	0	0	0	0	0	0	0		
010.012.39000	Structure & Improv	0	1,929,300	44,055	0	0	1,973,355	44,055	0	0	0		
010.012.39009	Improvements - Leased	0	3,273,465	17,174	0	0	3,290,639	17,174	0	0	0		
010.012.39010	CKV-Strud & Improv	0	2,034,624	30,792	0	0	2,065,416	30,792	0	0	0		
010.012.39100	Office Furniture And	0	101,582	3,683	0	0	105,265	3,683	0	0	0		
010.012.39700	Communication Equipme	0	-6,285,436	10,123	0	0	-6,275,313	10,123	0	0	0		
010.012.39710	CKV-Commun Equip	0	51,872	1,279	0	0	53,151	1,279	0	0	0		
010.012.39800	Miscellaneous Equipme	0	212	20	0	0	232	20	0	0	0		
010.012.39900	Other Tangible Equipm	0	-1,031	0	0	0	-1,031	0	0	0	0		
010.012.39901	Servers-Hardware	0	5,175,535	28,764	0	0	5,205,299	28,920	0	0	0		
010.012.39902	Servers-Software	0	1,929,429	16,820	0	0	1,946,249	16,820	0	0	0		
010.012.39903	Network Hardware	0	-39,482	3,241	0	0	-36,241	3,241	0	0	0		
010.012.39906	Pc Hardware	400	-197,359	2,589	0	0	-194,771	2,587	0	0	0		
010.012.39907	Pc Software	0	221,342	2,515	0	0	223,857	2,480	0	0	0		
010.012.39908	Application Software	3,273	85,983,720	481,241	0	0	86,364,981	481,241	0	0	0		
010.012.39910	CKV-Other Tang Equip	0	13,054	1,021	0	0	14,075	1,034	0	0	0		
010.012.39916	CKV-Pc Hardware	0	69,030	1,463	0	0	70,493	1,463	0	0	0		
010.012.39917	CKV-Pc Software	0	19,038	514	0	0	19,553	514	0	0	0		
010.012.39924	Oth Tang Prop - Gen.	0	23,173,312	203	0	0	23,173,516	149	0	0	0		
	RWIP	0	-23,723	0	0	0	-23,723	0	0	0	0		
<b>012 Total</b>		<b>3,673</b>	<b>117,329,486</b>	<b>845,497</b>	<b>0</b>	<b>0</b>	<b>117,974,983</b>	<b>643,575</b>	<b>0</b>	<b>0</b>	<b>0</b>		
<b>091</b>		0	0	0	0	0	0	0	0	0	0		
050.091.39001	Struc - Frame Grp	0	43,414	330	0	0	43,744	330	0	0	0		
050.091.39004	Air Condit Equip Grp	0	5,771	0	0	0	5,771	0	0	0	0		
050.091.39009	Improvs - Leased Grp	0	49,085	0	0	0	49,085	0	0	0	0		
050.091.39100	Office Furniture And	0	83,947	497	0	0	84,445	370	0	0	-898		
050.091.39200	Transp Equip- Group	0	7,658	0	0	0	7,658	0	0	0	0		
050.091.39300	Stores Equipment	0	3,125	25	0	0	3,150	25	0	0	0		
050.091.39400	Tools Shop And Garage	0	53,295	520	0	0	53,815	520	0	0	0		
050.091.39600	Power Op Equip-Group	0	13,231	147	0	0	13,378	147	0	0	0		
050.091.39700	Communication Equipme	0	161,757	1,334	0	0	163,091	1,334	0	0	0		
050.091.39800	Miscellaneous Equipme	0	376,162	4,252	0	0	380,414	4,252	0	0	0		
050.091.39900	Other Tangible Equip	0	76,993	0	0	0	76,993	0	0	0	0		
050.091.39901	Servers Hardware	0	158,449	2,581	0	0	161,031	2,581	0	0	0		
050.091.39902	Servers Software	0	11,517	0	0	0	11,517	0	0	0	0		
050.091.39903	Network Hardware	0	240,507	0	0	0	240,507	0	0	0	0		
050.091.39906	Pc Hardware	0	481,785	0	0	0	481,785	9,844	0	0	0		
050.091.39907	Pc Software	0	39,816	0	0	0	39,816	0	0	0	0		
050.091.39908	Application Software	0	1,074,692	0	0	0	1,074,692	0	0	0	0		
	RWIP	0	48,759	0	0	0	48,759	0	0	0	0		
<b>091 Total</b>		<b>0</b>	<b>2,909,945</b>	<b>9,687</b>	<b>0</b>	<b>0</b>	<b>2,919,632</b>	<b>19,404</b>	<b>0</b>	<b>0</b>	<b>-898</b>		
<b>Grand Total</b>		<b>0</b>	<b>367,694,980</b>	<b>2,691,021</b>	<b>-382,134</b>	<b>-40,399</b>	<b>369,763,469</b>	<b>2,600,233</b>	<b>-393,600</b>	<b>-12,279</b>	<b>-898</b>		



GL Acct: (All)

Division	description3	02/2013		03/2013		Current COR	Current Transfers	End Balance	Total Current Provision	Total Current Retirements	Total Current COR	Total Current Transfers	Total End Balance
		End Balance	Current Provision	Current Retirements	Current COR								
002	010.002.39000:Structure & Improv	914	110	0	0	0	0	1,024	1,024	0	0	0	4,747
	010.002.39005:Structure & Improv	2,194,091	57,877	0	0	0	0	2,251,968	631,260	0	0	0	19,774,648
	010.002.39009:Improvements - Leased	8,778,447	23,316	0	0	0	0	8,801,763	298,736	0	0	0	86,542,305
	010.002.39100:Office Furniture And	7,016,993	32,138	-294,032	0	0	0	6,755,099	276,625	-294,032	0	0	68,887,141
	010.002.39102:Remittance Processing	5,860	0	0	0	0	0	5,860	0	0	0	0	58,597
	010.002.39103:Office Machines	2,888	0	0	0	0	0	2,888	0	0	0	0	28,885
	010.002.39104:Office Furn. & Equip	5,626	142	0	0	0	0	5,768	1,313	0	0	0	51,585
	010.002.39200:Transportation Equipm	44,662	979	0	0	0	0	45,641	14,428	0	0	0	399,006
	010.002.39300:Stores Equipment	758	0	0	0	0	0	758	0	0	0	0	7,575
	010.002.39400:Tools Shop And Garage	38,320	1,624	0	0	0	0	39,944	16,091	0	0	0	324,431
	010.002.39500:Laboratory Equipment	2,089	201	0	0	0	0	2,290	1,942	0	0	0	13,312
	010.002.39700:Communication Equipme	916,720	12,679	0	0	0	0	929,398	151,673	0	0	0	8,847,690
	010.002.39800:Miscellaneous Equipme	86,154	1,035	0	0	0	0	87,189	16,246	0	0	0	807,845
	010.002.39900:Other Tangible Equipm	63,288	1,816	0	0	0	0	64,884	11,974	0	0	0	587,804
	010.002.39901:Servers-Hardware	7,899,450	177,881	0	0	0	0	8,077,331	1,664,964	0	0	0	73,094,334
	010.002.39902:Servers-Software	4,618,705	96,363	0	0	0	0	4,715,068	764,711	0	0	0	43,384,316
	010.002.39903:Network Hardware	1,926,977	28,770	0	0	0	0	1,955,748	302,993	-96,188	0	0	16,801,563
	010.002.39904:Mainframe Cpu	17,152	0	0	0	0	0	17,152	148	0	0	0	171,303
	010.002.39905:Mainframe Hardware	15,410	0	0	0	0	0	15,410	94	0	0	0	153,954
	010.002.39906:Pc Hardware	2,377,994	22,616	0	0	0	0	2,400,611	202,683	-215,892	-400	0	24,341,552
	010.002.39907:Pc Software	1,507,356	10,607	0	0	0	0	1,517,962	103,805	-361,887	0	0	16,880,892
	010.002.39908:Application Software	60,846,475	569,267	0	0	0	0	61,215,742	8,599,318	-30,794	-3,273	0	584,189,140
	010.002.39909:Mainframe Software	2,727,635	159	0	0	0	0	2,727,794	2,435	0	0	0	27,269,463
	010.002.39924:Oth Tang Prop - Gen.	0	0	0	0	0	0	0	0	0	0	0	1
	RWIP	-158	0	0	0	0	0	-158	-5	0	0	0	-1,575
<b>002 Total</b>		<b>100,893,803</b>	<b>1,037,380</b>	<b>-294,032</b>	<b>0</b>	<b>0</b>	<b>0</b>	<b>101,637,151</b>	<b>11,062,258</b>	<b>-988,494</b>	<b>0</b>	<b>-3,673</b>	<b>974,380,504</b>
009	040.009.37601:Mains - Steel	0	0	0	0	0	0	0	0	0	0	0	1
	040.009.38000:Services	-2	0	0	0	0	0	-2	-1	0	0	0	-18
	040.009.38200:Meter Installations	2	0	0	0	0	0	2	1	0	0	0	18
	050.009.30100:Organization Grp	8,330	0	0	0	0	0	8,330	0	0	0	0	83,297
	050.009.30200:Franch & Consent Grp	119,853	0	0	0	0	0	119,853	0	0	0	0	1,198,527
	050.009.32520:Producing Leaseholds	774	12	0	0	0	0	785	116	0	0	0	7,334
	050.009.32540:Rights-Of-Way	10,666	169	0	0	0	0	10,826	1,592	0	0	0	101,082
	050.009.33100:Producing Gas Wells -	3,492	0	0	0	0	0	3,492	0	0	0	0	34,925
	050.009.33201:Field Lines	47,153	0	0	0	0	0	47,163	0	0	0	0	471,827
	050.009.33202:Tributary Lines	529,956	0	0	0	0	0	529,956	0	0	0	0	5,299,562
	050.009.33400:Field Measuring And R	189,625	0	0	0	0	0	189,625	0	0	0	0	1,896,255
	050.009.33600:Purification Equipman	13,031	194	0	0	0	0	13,225	1,945	0	0	0	123,501
	050.009.35020:Rights-Of-Way	4,682	0	0	0	0	0	4,682	0	0	0	0	46,816
	050.009.35100:Structures And Improv	5,412	9	0	0	0	0	5,421	90	0	0	0	53,804
	050.009.35102:Compressor Station Eq	120,550	77	0	0	0	0	120,636	766	0	0	0	1,202,916
	050.009.35103:Measuring And Reg. St	24,295	0	0	0	0	0	24,295	0	0	0	0	242,953
	050.009.35104:Other Structures	141,034	0	0	0	0	0	141,034	0	0	0	0	1,410,340
	050.009.35200:Rights Of Way	487,130	5,741	0	0	0	0	492,871	54,246	0	0	0	4,675,121
	050.009.35201:Well Construction	1,505,812	3,137	0	-15,227	0	0	1,493,721	31,954	-167,597	-79,710	0	15,925,039
	050.009.35202:Well Equipment	573,882	1,028	0	-6,066	0	0	568,830	10,282	-6,060	0	0	5,696,568
	050.009.35203:Cushion Gas Grp	225,215	3,361	0	0	0	0	228,577	33,814	0	0	0	2,134,502
	050.009.35210:Storage Leaseholds Ar	178,619	0	0	0	0	0	178,619	0	0	0	0	1,786,194
	050.009.35211:Storage Rights	53,325	20	0	0	0	0	53,345	200	0	0	0	532,545
	050.009.35301:Storage Field Lines	187,422	10	0	-15,227	0	0	172,204	10	-15,227	0	0	1,859,002
	050.009.35302:Storage Tributary Lin	219,931	0	0	0	0	0	219,931	0	0	0	0	2,199,311
	050.009.35400:Compressor Station Eq	376,255	462	0	0	0	0	376,716	4,622	0	0	0	3,748,380
	050.009.35500:Measuring and Regulat	238,931	0	0	0	0	0	238,931	0	0	0	0	2,389,314
	050.009.35600:Purification Equipmen	162,301	0	0	0	0	0	162,301	0	0	0	0	1,623,011
	050.009.36510:Land & Land Rights	16	0	0	0	0	0	16	0	0	0	0	159
	050.009.36520:Rights-Of-Way	417,208	1,193	0	0	0	0	418,401	11,932	0	0	0	4,130,320
	050.009.36602:Meas. & Reg. Sta. Str	-2,845	84	0	0	0	0	-2,852	814	0	0	0	-29,348
	050.009.36603:Other Structures	59,162	104	0	0	0	0	59,265	1,038	0	0	0	587,983
	050.009.36700:Mains - Cathodic Prot	287,803	572	0	0	0	0	288,375	5,718	0	0	0	2,858,017
	050.009.36701:Mains - Steel	17,070,353	40,409	0	-40,200	0	0	17,070,662	405,087	-335,997	-42,582	0	170,971,743
	050.009.36900:Measuring And Reg. St	230,437	713	0	0	0	0	231,150	7,129	0	0	0	2,279,422
	050.009.36901:Measuring And Reg. St	1,758,979	2,807	0	0	0	0	1,761,787	28,079	-937	-1,613	0	17,510,317
	050.009.37400:Land & Land Right Grp	57,145	0	0	0	0	0	57,145	0	0	0	0	571,446
	050.009.37401:Land	-7,250	0	0	0	0	0	-7,250	0	0	0	0	-72,504
	050.009.37402:Land Rights	51,406	393	0	0	0	0	51,798	3,928	0	0	0	500,307
	050.009.37500:Structures & Improvem	89,592	891	0	0	0	0	90,483	8,953	0	0	0	864,474
	050.009.37501:Struct. & Improv. - T	94,624	269	0	0	0	0	94,893	2,690	0	0	0	936,824
	050.009.37502:Land Rights	46,641	123	0	0	0	0	46,764	1,235	0	0	0	462,085
	050.009.37503:Improvements	953	11	0	0	0	0	964	106	0	0	0	9,158
	050.009.37600:Mains - Cathodic Prot	2,071,996	21,112	0	-8	0	0	2,093,099	207,833	-463,264	-13,607	0	20,306,606
	050.009.37601:Mains - Steel	42,339,488	160,462	-2,840	-23,760	0	0	42,473,350	1,578,546	-1,129,571	-189,581	0	421,459,876
	050.009.37602:Mains - Plastic	12,096,518	79,747	-390	-38,430	0	0	12,137,445	791,079	-227,296	-119,291	0	119,291,388
	050.009.37800:Meas. And Reg. Sta. E	1,803,468	7,981	-185	-2,847	0	0	1,808,606	78,871	-19,594	-11,130	0	15,880,104
	050.009.37900:Meas & Reg Station Eq	329,311	4,215	0	0	0	0	333,525	40,653	0	0	0	3,149,737
	050.009.37905:Meas & Reg Sta Eq - C	1,184,338	2,866	0	0	0	0	1,187,204	28,622	-9,710	-3,231	0	11,783,700
	050.009.38000:Services	44,079,205	336,958	-61,191	-347,457	0	0	44,007,514	3,335,374	-1,261,431	-1,496,997	0	437,080,487
	050.009.38100:Meters	6,762,296	124,444	0	0	0	0	6,886,740	1,201,011	0	0	0	63,384,581
	050.009.38200:Meter Installations	7,773,521	186,707	0	0	0	0	7,960,228	1,857,118	-383,148	-101,292	0	72,437,482

Division	description3	02/2013	03/2013	Current Retirements	Current COR	Current Transfers	End Balance	Total Current Provision	Total Current Retirements	Total Current COR	Total Current Transfers	Total End Balance
		End Balance	Current Provision									
	050.009.38300:House Regulators	2,957,804	16,832	0	0	0	2,974,636	166,522	0	-117,975	0	28,991,649
	050.009.38400:House Regulator Insta	118,556	280	0	0	0	118,816	2,597	0	0	0	1,176,473
	050.009.38500:Industrial Measuring	2,729,503	10,900	0	0	0	2,740,402	108,208	-6,251	-5,611	0	26,953,656
	050.009.38900:Land & Land Rights	25,654	0	0	0	0	25,654	0	0	0	0	268,540
	050.009.39000:Structure & Improv	430,269	12,778	-5,256	-830	0	436,961	134,840	-5,258	-830	0	3,629,851
	050.009.39002:Structure-Brick Grp	170,174	0	0	0	0	170,174	4,909	0	0	0	1,665,874
	050.009.39003:Improvements Gps	470,702	5,987	0	0	0	476,689	59,875	0	0	0	4,487,457
	050.009.39004:Air Condition Eq Grp	7,480	0	0	0	0	7,480	0	0	0	0	74,804
	050.009.39009:Improvement-Leased Grp	1,227,537	2,516	0	0	0	1,230,053	25,151	0	0	0	12,167,304
	050.009.39100:Office Furniture And	169,631	7,516	-3,636	0	0	172,511	76,360	-8,525	-134	0	1,424,562
	050.009.39103:Office Machines	-107,598	0	0	0	0	-107,598	0	0	0	0	-1,075,983
	050.009.39200:Transp Equip-Group	344,021	12,010	0	0	0	356,031	169,337	0	0	0	2,742,909
	050.009.39201:Wkg Trucks - Group	4,873	0	0	0	0	4,873	0	0	0	0	466,077
	050.009.39202:Wkg Trailers - Group	48,607	0	0	0	0	48,607	0	-1,505	-105	0	1,936,964
	050.009.39400:Tools Shop And Garage	237,015	11,860	0	0	0	248,875	117,373	-80,950	18,233	0	-1,770,652
	050.009.39503:Diechers - Group	-174,076	929	0	0	0	-173,148	0	-50,878	0	0	-316,905
	050.009.39604:Backhoes - Group	-27,891	1,088	0	0	0	-26,803	10,856	0	0	0	1,183,819
	050.009.39605:Welders - Group	13,631	676	0	0	0	14,208	5,258	0	0	0	3,413,558
	050.009.39700:Communication Equipme	-242,713	1,708	0	0	0	-241,005	17,084	-441	0	0	-2,484,269
	050.009.39701:Communication Equip.	-22,087	0	0	0	0	-22,087	0	0	0	0	-322,872
	050.009.39702:Communication Equip.	-34,136	0	0	0	0	-34,136	0	0	0	0	-341,358
	050.009.39705:Communication Equip.	-129,466	300	0	0	0	-129,166	3,001	0	0	0	-1,305,186
	050.009.39800:Miscellaneous Equipme	1,113,279	11,752	0	0	0	1,125,031	116,636	-327,153	-402	0	12,338,476
	050.009.39901:Servers Hardware	175,990	0	0	0	0	175,990	0	0	0	0	1,759,901
	050.009.39902:Servers Software	105,763	0	0	0	0	105,763	0	-12,698	0	0	1,133,819
	050.009.39903:Network Hardware	52,297	0	0	0	0	52,297	0	-459,455	0	0	3,279,875
	050.009.39906:Pc Hardware	573,487	1,477	0	41	0	575,044	16,059	-1,457,513	-1,784	0	13,460,048
	050.009.39907:Pc Software	13,883	0	0	0	0	13,883	0	-233,448	0	0	1,539,519
	050.009.39908:Application Software	139,014	0	0	0	0	139,014	6,819	-272,686	0	0	3,025,498
	(blank)											
	RWIP	-4,708,121	317,781	0	0	0	-4,390,341	-497,402	0	0	0	-41,921,420
<b>009 Total</b>		<b>149,506,427</b>	<b>1,402,537</b>	<b>-73,709</b>	<b>-489,806</b>	<b>0</b>	<b>160,345,450</b>	<b>10,306,579</b>	<b>-6,918,710</b>	<b>-2,331,204</b>	<b>0</b>	<b>1,494,586,607</b>
<b>012</b>	010.012.38600:Land											
	010.012.38910:CKV Land&Land Rights											
	010.012.39000:Structure & Improv	2,017,410	43,056	0	0	0	2,060,466	709,096	0	0	0	17,905,637
	010.012.39009:Improvements - Leased	3,307,812	15,902	0	0	0	3,323,715	250,156	0	0	0	32,265,506
	010.012.39010:CKV-Struct & Improv	2,096,208	30,679	0	0	0	2,126,887	608,628	0	0	0	19,018,003
	010.012.39100:Office Furniture And	108,949	3,687	0	0	0	112,636	29,347	0	0	0	981,049
	010.012.39700:Communication Equipme	-6,285,190	10,067	0	0	0	-6,255,123	246,587	0	0	0	-63,247,345
	010.012.39710:CKV-Commun Equip	54,430	1,279	0	0	0	55,709	16,756	0	0	0	488,107
	010.012.39800:Miscellaneous Equipme	252	19	0	0	0	272	554	0	0	0	799
	010.012.39900:Other Tangible Equipm	-1,031	0	0	0	0	-1,031	0	0	0	0	-10,308
	010.012.39901:Servers Hardware	5,232,219	38,492	0	0	0	5,270,711	368,002	0	0	0	51,209,084
	010.012.39902:Servers Software	1,963,068	18,461	0	0	0	1,981,529	172,915	0	0	0	19,088,532
	010.012.39903:Network Hardware	-33,000	3,189	0	0	0	-29,810	40,112	0	0	0	-462,462
	010.012.39906:Pc Hardware	-182,184	4,838	0	0	0	-187,346	57,485	0	0	400	-2,061,898
	010.012.39907:Pc Software	226,337	2,380	0	0	0	228,697	27,373	0	0	0	2,165,524
	010.012.39908:Application Software	86,848,203	477,437	0	0	0	87,323,640	6,529,681	-92,355	0	3,273	847,297,571
	010.012.39910:CKV-Other Tang Equip	15,109	1,032	0	0	0	16,140	6,124	0	0	0	127,259
	010.012.39916:CKV-Pc Hardware	71,857	1,457	0	0	0	73,413	20,638	0	0	0	651,246
	010.012.39917:CKV-Pc Software	20,067	508	0	0	0	20,576	6,298	0	0	0	179,544
	010.012.39924:Oth Tang Prop - Gen.	23,173,664	0	0	0	0	23,173,664	14,876	0	0	0	231,704,441
	RWIP	-23,723	0	0	0	0	-23,723	-206	0	-9,347	0	-237,058
<b>012 Total</b>		<b>118,618,558</b>	<b>653,433</b>	<b>0</b>	<b>0</b>	<b>0</b>	<b>119,271,991</b>	<b>9,103,188</b>	<b>-101,701</b>	<b>0</b>	<b>3,673</b>	<b>1,157,665,880</b>
<b>091</b>	050.091.39001:Struc - Frame Grp	44,075	330	0	0	0	44,405	3,303	0	0	0	429,188
	050.091.39004:Air Conditi Equip Grp	5,771	0	0	0	0	5,771	0	0	0	0	57,710
	050.091.39009:improve - Leased Grp	49,085	0	0	0	0	49,085	0	0	0	0	490,650
	050.091.39100:Office Furniture And	63,917	0	0	0	0	63,917	1,365	0	0	0	636,925
	050.091.39200:Transp Equip-Group	7,658	0	0	0	0	7,658	0	0	0	0	76,578
	050.091.39300:Stores Equipment	3,175	25	0	0	0	3,200	252	0	0	0	30,670
	050.091.39400:Tools Shop And Garage	54,335	520	0	0	0	54,855	5,203	0	0	0	525,142
	050.091.39600:Power Op Equip-Group	13,524	147	0	0	0	13,671	1,465	0	0	0	130,116
	050.091.39700:Communication Equipme	164,425	1,334	0	0	0	165,759	15,947	-91,931	0	0	2,144,907
	050.091.39800:Miscellaneous Equipme	564,666	4,252	0	0	0	568,917	42,520	-232	0	0	3,699,229
	050.091.39900:Other Tangible Equip	76,993	0	0	0	0	76,993	0	0	0	0	759,932
	050.091.39901:Servers Hardware	163,612	2,581	0	0	0	166,194	25,815	0	0	0	1,545,772
	050.091.39902:Servers Software	11,517	0	0	0	0	11,517	0	0	0	0	115,172
	050.091.39903:Network Hardware	240,507	0	0	0	0	240,507	1,716	-11,191	0	0	2,472,172
	050.091.39906:Pc Hardware	491,609	9,163	0	0	-8,092	492,701	19,027	-830,450	0	-8,092	8,621,134
	050.091.39907:Pc Software	39,816	0	0	0	0	39,816	0	-86,815	0	0	831,054
	050.091.39908:Application Software	1,074,692	0	0	0	0	1,074,692	0	-707,722	0	0	14,593,253
	RWIP	-45,759	0	0	0	0	-45,759	-7,352	0	0	0	600,823
<b>091 Total</b>		<b>2,938,137</b>	<b>18,372</b>	<b>0</b>	<b>0</b>	<b>-8,092</b>	<b>2,948,418</b>	<b>108,362</b>	<b>-1,530,342</b>	<b>0</b>	<b>-8,990</b>	<b>38,170,872</b>
<b>Grand Total</b>		<b>371,956,825</b>	<b>3,111,723</b>	<b>-367,741</b>	<b>-489,806</b>	<b>-8,092</b>	<b>374,203,009</b>	<b>30,580,386</b>	<b>-9,549,247</b>	<b>-2,331,204</b>	<b>-8,990</b>	<b>3,664,213,363</b>

month	PP Beginning Balance	YTD Provision	YTD Retirements	YTD Cor Proceeds	YTD Adj/Transfers	PP Ending Balance	Curr Provision	Curr Retirement	Curr Cor Proceeds	Curr Adj/Transfers	delete all the "NONE"s and "Don't Use"s and "39101 w zero bal" and "39909 w zero bal" and	description3	Concatenate	BU1	BU	division			
06/2012	6,772,505.47	213,749.02	(788,807.95)	0.00	0.00	6,786,405.95	23,900.48	0.00	0.00	0.00	0.00	010.002.39100:Office Furniture And	010.002.39100	010	010	002			
06/2012	2,888.48	0.00	0.00	0.00	0.00	2,888.48	0.00	0.00	0.00	0.00	0.00	010.002.39103:Office Machines	010.002.39103	010	010	002			
06/2012	777,725.33	139,119.57	(162,104.85)	0.00	0.00	792,737.26	15,011.93	0.00	0.00	0.00	0.00	010.002.39700:Communication Equipme	010.002.39700	010	010	002			
06/2012	6,412,366.70	1,425,535.46	(3,194,576.99)	0.00	0.00	5,571,192.26	158,825.96	0.00	0.00	0.00	0.00	010.002.39901:Servers-Hardware	010.002.39901	010	010	002			
06/2012	15,315.68	433.87	(1,159,964.38)	0.00	0.00	15,339.14	23.46	0.00	0.00	0.00	0.00	010.002.39905:Mainframe Hardware	010.002.39905	010	010	002			
06/2012	8,503,027.08	488,085.40	(16,342.77)	0.00	0.00	8,543,683.00	40,555.92	0.00	0.00	0.00	0.00	010.002.39909:Improvements - Leased	010.002.39909	010	010	002			
06/2012	52,910.44	7,931.88	0.00	0.00	0.00	53,809.86	899.42	0.00	0.00	0.00	0.00	010.002.39900:Other Tangible Equipm	010.002.39900	010	010	002			
06/2012	2,725,359.33	3,423.27	0.00	0.00	0.00	2,725,726.28	366.95	0.00	0.00	0.00	0.00	010.002.39909:Mainframe Software	010.002.39909	010	010	002			
06/2012	0.08	0.00	0.00	0.00	0.00	0.08	0.00	0.00	0.00	0.00	0.00	010.002.39924:Oth Tang Prop - Gen.	010.002.39924	010	010	002			
06/2012	31,231.65	14,892.52	0.00	0.00	0.00	32,892.40	1,660.55	0.00	0.00	0.00	0.00	010.002.39200:Transportation Equipm	010.002.39200	010	010	002			
06/2012	0.00	0.00	0.00	0.00	0.00	0.00	0.00	0.00	0.00	0.00	0.00	010.002.39000:Structure & Improv	010.002.39000	010	010	002			
06/2012	1,620,707.24	610,980.50	0.00	0.00	0.00	1,987,774.43	67,067.19	0.00	0.00	0.00	0.00	010.002.39005:Structure & Improv	010.002.39005	010	010	002			
06/2012	4,454.77	1,096.41	0.00	0.00	0.00	4,576.44	123.67	0.00	0.00	0.00	0.00	010.002.39104:Office Furn. & Equip	010.002.39104	010	010	002			
06/2012	3,950,357.43	589,635.68	(779,419.24)	0.00	0.00	4,013,402.93	63,045.50	0.00	0.00	0.00	0.00	010.002.39902:Servers-Software	010.002.39902	010	010	002			
06/2012	5,859.70	0.00	0.00	0.00	0.00	5,859.70	0.00	0.00	0.00	0.00	0.00	010.002.39102:Remittance Processing	010.002.39102	010	010	002			
06/2012	23,853.36	9,874.04	0.00	0.00	0.00	25,060.59	1,207.23	0.00	0.00	0.00	0.00	010.002.39400:Tools Shop And Garage	010.002.39400	010	010	002			
06/2012	347.58	405.51	0.00	0.00	0.00	405.51	57.93	0.00	0.00	0.00	0.00	010.002.39500:Laboratory Equipment	010.002.39500	010	010	002			
06/2012	70,942.54	17,011.23	(24,055.35)	0.00	0.00	72,899.20	1,956.66	0.00	0.00	0.00	0.00	010.002.39800:Miscellaneous Equipme	010.002.39800	010	010	002			
06/2012	54,650,491.57	6,513,092.61	0.00	0.00	0.00	55,371,135.10	720,643.53	0.00	0.00	0.00	0.00	010.002.39908:Application Software	010.002.39908	010	010	002			
06/2012	2,414,220.21	332,463.93	(2,337,811.41)	0.00	(2,393.47)	2,434,618.38	20,388.17	0.00	0.00	0.00	0.00	010.002.39905:Pc Hardware	010.002.39905	010	010	002			
06/2012	1,775,944.43	114,396.29	0.00	0.00	0.00	1,786,161.40	10,216.97	0.00	0.00	0.00	0.00	010.002.39907:Pc Software	010.002.39907	010	010	002			
06/2012	1,748,942.06	285,358.75	(266,592.63)	(1,277.99)	0.00	1,780,284.10	31,342.04	0.00	0.00	0.00	0.00	010.002.39903:Network Hardware	010.002.39903	010	010	002			
06/2012	17,004.73	892.74	(1,095,465.10)	0.00	0.00	17,041.65	36.92	0.00	0.00	0.00	0.00	010.002.39904:Mainframe Cpu	010.002.39904	010	010	002			
06/2012	757.51	0.00	0.00	0.00	0.00	757.51	0.00	0.00	0.00	0.00	0.00	010.002.39300:Stores Equipment	010.002.39300	010	010	002			
06/2012		0.00			0.00					0.00		RWIP				010	010	002	
07/2012												RWIP	010108002RWIP				050	050	009
07/2012												RWIP					010	010	002
07/2012												RWIP					010	010	012
07/2012	6,796,405.95	239,035.12	(788,807.99)	0.00	0.00	6,821,692.05	25,286.10	0.00	0.00	0.00	0.00	010.002.39100:Office Furniture And	010.002.39100	010	010	002			
07/2012	2,888.48	0.00	0.00	0.00	0.00	2,888.48	0.00	0.00	0.00	0.00	0.00	010.002.39103:Office Machines	010.002.39103	010	010	002			
07/2012	792,737.26	153,737.25	(162,104.85)	0.00	0.00	807,354.94	14,617.68	0.00	0.00	0.00	0.00	010.002.39700:Communication Equipme	010.002.39700	010	010	002			
07/2012	5,571,192.26	1,586,772.67	(3,194,576.99)	0.00	0.00	6,732,429.47	161,237.21	0.00	0.00	0.00	0.00	010.002.39901:Servers-Hardware	010.002.39901	010	010	002			
07/2012	15,339.14	457.33	(1,159,964.38)	0.00	0.00	15,362.80	23.46	0.00	0.00	0.00	0.00	010.002.39905:Mainframe Hardware	010.002.39905	010	010	002			
07/2012	8,543,683.00	480,923.00	(16,342.77)	0.00	0.00	8,556,520.60	12,837.60	0.00	0.00	0.00	0.00	010.002.39909:Improvements - Leased	010.002.39909	010	010	002			
07/2012	53,809.86	8,920.68	0.00	0.00	0.00	54,798.66	988.80	0.00	0.00	0.00	0.00	010.002.39900:Other Tangible Equipm	010.002.39900	010	010	002			
07/2012	2,725,726.28	3,790.22	0.00	0.00	0.00	2,729,093.23	356.95	0.00	0.00	0.00	0.00	010.002.39909:Mainframe Software	010.002.39909	010	010	002			
07/2012	0.08	0.00	0.00	0.00	0.00	0.08	0.00	0.00	0.00	0.00	0.00	010.002.39924:Oth Tang Prop - Gen.	010.002.39924	010	010	002			
07/2012	32,892.40	16,553.07	0.00	0.00	0.00	34,552.95	1,660.55	0.00	0.00	0.00	0.00	010.002.39200:Transportation Equipm	010.002.39200	010	010	002			
07/2012	0.00	34.58	0.00	0.00	0.00	34.58	34.58	0.00	0.00	0.00	0.00	010.002.39000:Structure & Improv	010.002.39000	010	010	002			
07/2012	1,687,774.43	677,050.15	0.00	0.00	0.00	1,753,844.08	66,069.65	0.00	0.00	0.00	0.00	010.002.39005:Structure & Improv	010.002.39005	010	010	002			
07/2012	4,578.44	1,222.37	0.00	0.00	0.00	4,704.40	125.96	0.00	0.00	0.00	0.00	010.002.39104:Office Furn. & Equip	010.002.39104	010	010	002			
07/2012	4,013,402.93	636,709.72	(779,419.24)	0.00	0.00	4,080,476.97	67,074.04	0.00	0.00	0.00	0.00	010.002.39902:Servers-Software	010.002.39902	010	010	002			
07/2012	5,859.70	0.00	0.00	0.00	0.00	5,859.70	0.00	0.00	0.00	0.00	0.00	010.002.39102:Remittance Processing	010.002.39102	010	010	002			
07/2012	25,060.59	11,088.70	0.00	0.00	0.00	26,255.25	1,194.66	0.00	0.00	0.00	0.00	010.002.39400:Tools Shop And Garage	010.002.39400	010	010	002			
07/2012	405.51	463.44	0.00	0.00	0.00	463.44	57.93	0.00	0.00	0.00	0.00	010.002.39500:Laboratory Equipment	010.002.39500	010	010	002			
07/2012	72,899.20	18,840.37	(24,055.35)	0.00	0.00	74,728.34	1,829.14	0.00	0.00	0.00	0.00	010.002.39800:Miscellaneous Equipme	010.002.39800	010	010	002			
07/2012	55,371,135.10	7,312,817.52	0.00	0.00	0.00	56,070,960.01	699,824.91	0.00	0.00	0.00	0.00	010.002.39908:Application Software	010.002.39908	010	010	002			
07/2012	2,434,618.38	352,547.07	(2,337,811.41)	0.00	(2,393.47)	2,454,701.52	20,083.14	0.00	0.00	0.00	0.00	010.002.39905:Pc Hardware	010.002.39905	010	010	002			
07/2012	1,786,161.40	126,865.46	0.00	0.00	(47.78)	1,798,640.57	12,479.17	0.00	0.00	0.00	0.00	010.002.39907:Pc Software	010.002.39907	010	010	002			
07/2012	1,780,284.10	316,566.35	(266,592.63)	(1,277.99)	0.00	1,811,491.70	31,207.60	0.00	0.00	0.00	0.00	010.002.39903:Network Hardware	010.002.39903	010	010	002			
07/2012	17,041.65	718.66	(1,095,465.10)	0.00	0.00	17,078.57	36.92	0.00	0.00	0.00	0.00	010.002.39904:Mainframe Cpu	010.002.39904	010	010	002			
07/2012	757.51	0.00	0.00	0.00	0.00	757.51	0.00	0.00	0.00	0.00	0.00	010.002.39300:Stores Equipment	010.002.39300	010	010	002			
07/2012		0.00										RWIP	010108002RWIP				010	010	002
08/2012	6,821,692.05	284,274.24	(788,807.96)	0.00	0.00	6,845,931.17	25,239.12	0.00	0.00	0.00	0.00	010.002.39100:Office Furniture And	010.002.39100	010	010	002			
08/2012	2,888.48	0.00	0.00	0.00	0.00	2,888.48	0.00	0.00	0.00	0.00	0.00	010.002.39103:Office Machines	010.002.39103	010	010	002			
08/2012	807,354.94	168,354.93	(162,104.85)	0.00	0.00	821,972.82	14,617.68	0.00	0.00	0.00	0.00	010.002.39700:Communication Equipme	010.002.39700	010	010	002			
08/2012	6,732,429.47	1,749,009.88	(3,194,576.99)	0.00															

month	PP Beginning Balance	YTD Provision	YTD Retirements	YTD Cor Proceeds	YTD Adj/Transfers	PP Ending Balance	Curr Provision	Curr Retirement	Curr Cor Proceeds	Curr Adj/Transfers	description3	Concatenate	BU1	BU	Division
10/2012	845,818.10	15,577.01	0.00	0.00	0.00	861,395.11	15,577.01	0.00	0.00	0.00	010.002.39700:Communication Equipme	010.002.39700	010	010	002
10/2012	7,057,390.44	159,915.06	0.00	0.00	0.00	7,217,305.50	159,915.06	0.00	0.00	0.00	010.002.39901:Servers-Hardware	010.002.39901	010	010	002
10/2012	15,409.52	0.00	0.00	0.00	0.00	15,409.52	0.00	0.00	0.00	0.00	010.002.39905:Mainframe Hardware	010.002.39905	010	010	002
10/2012	6,570,370.48	55,945.31	0.00	0.00	0.00	6,626,315.79	55,945.31	0.00	0.00	0.00	010.002.39008:Improvements - Leased	010.002.39008	010	010	002
10/2012	56,823.06	1,033.25	0.00	0.00	0.00	57,856.31	1,033.25	0.00	0.00	0.00	010.002.39900:Other Tangible Equipm	010.002.39900	010	010	002
10/2012	2,726,827.13	159.33	0.00	0.00	0.00	2,726,986.46	159.33	0.00	0.00	0.00	010.002.39909:Mainframe Software	010.002.39909	010	010	002
10/2012	0.05	0.00	0.00	0.00	0.00	0.08	0.00	0.00	0.00	0.00	010.002.39924:Oth Tang Prop - Gen.	010.002.39924	010	010	002
10/2012	37,874.05	1,675.00	0.00	0.00	0.00	39,549.05	1,675.00	0.00	0.00	0.00	010.002.39200:Transportation Equipm	010.002.39200	010	010	002
10/2012	228.15	148.11	0.00	0.00	0.00	376.26	148.11	0.00	0.00	0.00	010.002.39000:Structure & Improv	010.002.39000	010	010	002
10/2012	1,885,392.96	65,496.03	0.00	0.00	0.00	1,950,888.99	65,496.03	0.00	0.00	0.00	010.002.39005:Structure & Improv	010.002.39005	010	010	002
10/2012	4,957.61	127.17	0.00	0.00	0.00	5,084.78	127.17	0.00	0.00	0.00	010.002.39104:Office Furn. & Equip	010.002.39104	010	010	002
10/2012	4,216,840.09	70,353.06	0.00	0.00	0.00	4,287,193.15	70,353.06	0.00	0.00	0.00	010.002.39902:Servers-Software	010.002.39902	010	010	002
10/2012	5,859.70	0.00	0.00	0.00	0.00	5,859.70	0.00	0.00	0.00	0.00	010.002.39102:Remittance Processing	010.002.39102	010	010	002
10/2012	29,931.75	1,732.83	0.00	0.00	0.00	31,664.58	1,732.83	0.00	0.00	0.00	010.002.39400:Tools Shop And Garage	010.002.39400	010	010	002
10/2012	1,131.32	188.23	0.00	0.00	0.00	1,319.55	188.23	0.00	0.00	0.00	010.002.39500:Laboratory Equipment	010.002.39500	010	010	002
10/2012	79,315.57	2,057.14	0.00	0.00	0.00	80,382.71	2,057.14	0.00	0.00	0.00	010.002.39800:Miscellaneous Equipme	010.002.39800	010	010	002
10/2012	57,468,276.07	700,743.58	0.00	0.00	0.00	58,169,019.65	700,743.58	0.00	0.00	0.00	010.002.39908:Application Software	010.002.39908	010	010	002
10/2012	2,493,233.17	3,609.85	0.00	0.00	0.00	2,496,843.02	3,609.85	0.00	0.00	0.00	010.002.39908:Pc Hardware	010.002.39908	010	010	002
10/2012	1,819,330.32	8,611.22	0.00	0.00	0.00	1,827,941.54	8,611.22	0.00	0.00	0.00	010.002.39907:Pc Software	010.002.39907	010	010	002
10/2012	1,874,584.86	31,289.51	0.00	0.00	0.00	1,905,874.37	31,289.51	0.00	0.00	0.00	010.002.39903:Network Hardware	010.002.39903	010	010	002
10/2012	17,152.41	0.00	0.00	0.00	0.00	17,152.41	0.00	0.00	0.00	0.00	010.002.39904:Mainframe Cpu	010.002.39904	010	010	002
10/2012	757.51	0.00	0.00	0.00	0.00	757.51	0.00	0.00	0.00	0.00	010.002.39300:Stores Equipment	010.002.39300	010	010	002
11/2012	6,899,477.44	51,034.71	0.00	0.00	0.00	6,950,512.15	51,034.71	0.00	0.00	0.00	010.002.39100:Office Furniture And	010.002.39100	010	010	002
11/2012	2,888.48	0.00	0.00	0.00	0.00	2,888.48	0.00	0.00	0.00	0.00	010.002.39103:Office Machines	010.002.39103	010	010	002
11/2012	861,395.11	31,190.04	0.00	0.00	0.00	892,585.15	31,190.04	0.00	0.00	0.00	010.002.39700:Communication Equipme	010.002.39700	010	010	002
11/2012	7,217,305.50	326,941.58	0.00	0.00	0.00	7,544,247.08	326,941.58	0.00	0.00	0.00	010.002.39901:Servers-Hardware	010.002.39901	010	010	002
11/2012	15,409.52	0.00	0.00	0.00	0.00	15,409.52	0.00	0.00	0.00	0.00	010.002.39905:Mainframe Hardware	010.002.39905	010	010	002
11/2012	8,626,315.79	84,854.22	0.00	0.00	0.00	8,711,170.01	84,854.22	0.00	0.00	0.00	010.002.39008:Improvements - Leased	010.002.39008	010	010	002
11/2012	57,856.31	2,959.85	0.00	0.00	0.00	60,816.16	2,959.85	0.00	0.00	0.00	010.002.39900:Other Tangible Equipm	010.002.39900	010	010	002
11/2012	2,726,986.46	318.56	0.00	0.00	0.00	2,727,305.02	318.56	0.00	0.00	0.00	010.002.39909:Mainframe Software	010.002.39909	010	010	002
11/2012	0.08	0.00	0.00	0.00	0.00	0.08	0.00	0.00	0.00	0.00	010.002.39924:Oth Tang Prop - Gen.	010.002.39924	010	010	002
11/2012	39,549.05	3,347.17	0.00	0.00	0.00	42,896.22	3,347.17	0.00	0.00	0.00	010.002.39200:Transportation Equipm	010.002.39200	010	010	002
11/2012	376.26	315.44	0.00	0.00	0.00	691.70	315.44	0.00	0.00	0.00	010.002.39000:Structure & Improv	010.002.39000	010	010	002
11/2012	1,950,888.99	130,969.92	0.00	0.00	0.00	2,081,858.91	130,969.92	0.00	0.00	0.00	010.002.39005:Structure & Improv	010.002.39005	010	010	002
11/2012	5,084.78	254.18	0.00	0.00	0.00	5,338.96	254.18	0.00	0.00	0.00	010.002.39104:Office Furn. & Equip	010.002.39104	010	010	002
11/2012	4,287,193.15	140,254.52	0.00	0.00	0.00	4,427,447.67	140,254.52	0.00	0.00	0.00	010.002.39902:Servers-Software	010.002.39902	010	010	002
11/2012	5,859.70	0.00	0.00	0.00	0.00	5,859.70	0.00	0.00	0.00	0.00	010.002.39102:Remittance Processing	010.002.39102	010	010	002
11/2012	31,664.58	3,465.40	0.00	0.00	0.00	35,130.00	3,465.40	0.00	0.00	0.00	010.002.39400:Tools Shop And Garage	010.002.39400	010	010	002
11/2012	1,319.55	376.43	0.00	0.00	0.00	1,695.98	376.43	0.00	0.00	0.00	010.002.39500:Laboratory Equipment	010.002.39500	010	010	002
11/2012	80,382.71	4,136.23	0.00	0.00	0.00	84,518.94	4,136.23	0.00	0.00	0.00	010.002.39800:Miscellaneous Equipme	010.002.39800	010	010	002
11/2012	58,169,019.65	1,404,850.83	0.00	0.00	0.00	59,573,870.48	1,404,850.83	0.00	0.00	0.00	010.002.39908:Application Software	010.002.39908	010	010	002
11/2012	2,496,843.02	28,706.37	0.00	0.00	0.00	2,525,549.39	28,706.37	0.00	0.00	0.00	010.002.39908:Pc Hardware	010.002.39908	010	010	002
11/2012	1,826,941.54	16,542.75	0.00	0.00	0.00	1,843,484.29	16,542.75	0.00	0.00	0.00	010.002.39907:Pc Software	010.002.39907	010	010	002
11/2012	1,805,884.37	62,478.57	0.00	0.00	0.00	1,868,362.94	62,478.57	0.00	0.00	0.00	010.002.39903:Network Hardware	010.002.39903	010	010	002
11/2012	17,152.41	0.00	0.00	0.00	0.00	17,152.41	0.00	0.00	0.00	0.00	010.002.39904:Mainframe Cpu	010.002.39904	010	010	002
11/2012	757.51	0.00	0.00	0.00	0.00	757.51	0.00	0.00	0.00	0.00	010.002.39300:Stores Equipment	010.002.39300	010	010	002
12/2012	6,923,537.76	77,900.99	0.00	0.00	0.00	7,001,438.75	77,900.99	0.00	0.00	0.00	010.002.39100:Office Furniture And	010.002.39100	010	010	002
12/2012	2,888.48	0.00	0.00	0.00	0.00	2,888.48	0.00	0.00	0.00	0.00	010.002.39103:Office Machines	010.002.39103	010	010	002
12/2012	876,978.14	45,485.93	0.00	0.00	0.00	922,464.07	45,485.93	0.00	0.00	0.00	010.002.39700:Communication Equipme	010.002.39700	010	010	002
12/2012	7,394,332.02	463,807.20	0.00	0.00	0.00	7,858,139.22	463,807.20	0.00	0.00	0.00	010.002.39901:Servers-Hardware	010.002.39901	010	010	002
12/2012	15,409.52	0.00	0.00	0.00	0.00	15,409.52	0.00	0.00	0.00	0.00	010.002.39905:Mainframe Hardware	010.002.39905	010	010	002
12/2012	8,655,234.70	133,370.83	0.00	0.00	0.00	8,788,605.53	133,370.83	0.00	0.00	0.00	010.002.39008:Improvements - Leased	010.002.39008	010	010	002
12/2012	58,882.91	3,227.48	0.00	0.00	0.00	62,110.39	3,227.48	0.00	0.00	0.00	010.002.39900:Other Tangible Equipm	010.002.39900	010	010	002
12/2012	2,727,145.78	491.53	0.00	0.00	0.00	2,727,637.31	491.53	0.00	0.00	0.00	010.002.39909:Mainframe Software	010.002.39909	010	010	002
12/2012	0.08	0.00	0.00	0.00	0.00	0.08	0.00	0.00	0.00	0.00	010.002.39924:Oth Tang Prop - Gen.	010.002.39924	010	010	002
12/2012	41,221.22	4,805.35	0.00	0.00	0.00	46,026.57	4,805.35	0.00	0.00	0.00	010.002.39200:Transportation Equipm	010.002.39200	010	010	002
12/2012	543.59	463.51	0.00	0.00	0.00	1,007.10	463.51	0.00	0.00	0.00	010.002.39000:Structure & Improv	010.002.39000	010	010	002
12/2012	2,016,391.88	192,932.57	0.00	0.00	0.00	2,209,324.45	192,932.57	0.00	0.00	0.00	010.002.39005:Structure & Improv	010.002.39005	010	010	002
12/2012	5,211.79	383.60	0.00	0.00	0.00	5,595.39	383.60	0.00	0.00	0.00	010.002.39104:Office Furn. & Equip	010.002.39104	010	010	002
12/2012	4,357,094.61	210,020.35	0.00	0.00	0.00	4,567,114.96	210,020.35	0.00	0.00	0.00	010.002.39902:Servers-Software	010.002.39902	010	010	002
12/2012	5,859.70	0.00	0.00	0.00	0.00	5,859.70	0.00	0.00	0.00	0.00	010.002.39102:Remittance Processing	010.002.39102	010	010	002
12/2012	33,397.15	5,134.16	0.00	0.00	0.00	38,531.31	5,134.16	0.00	0.00	0.00	010.002.39400:Tools Shop And Garage	010.002.39400	010	010	002
12/2012	1,507.75	568.52	0.00	0.00	0.00	2,076.27	568.52	0.00	0.00	0.00	010.002.39500:Laboratory Equipment	010.002.39500	010	010	002
12/2012	82,451.80	5,745.28	0.00	0.00	0.00	88,197.08	5,745.28	0.00	0.00	0.00	010.002.39800:Miscellaneous Equipme	01			

month	PP Beginning Balance	YTD Provision	YTD Retirements	YTD Cor Proceeds	YTD Adj/Transfers	PP Ending Balance	Curr Provision	Curr Retirement	Curr Cor Proceeds	Curr Adj/Transfers	description3	Concatenate	BU1	BU	Division
09/2012	4,830.36	1,475.58	0.00	0.00	0.00	4,857.61	127.25	0.00	0.00	0.00	010.002.39104:Office Furn. & Equip	010.002.39104	010	010	002
09/2012	4,147,551.01	773,072.84	(779,419.24)	0.00	0.00	4,216,840.09	69,289.08	0.00	0.00	0.00	010.002.39902:Servers-Software	010.002.39902	010	010	002
09/2012	5,859.70	0.00	0.00	0.00	0.00	5,859.70	0.00	0.00	0.00	0.00	010.002.39102:Remittance Processing	010.002.39102	010	010	002
09/2012	28,096.05	14,745.20	0.00	0.00	0.00	29,931.75	1,832.69	0.00	0.00	0.00	010.002.39400:Tools Shop And Garage	010.002.39400	010	010	002
09/2012	521.37	1,131.32	0.00	0.00	0.00	1,131.32	609.95	0.00	0.00	0.00	010.002.39500:Laboratory Equipment	010.002.39500	010	010	002
08/2012	76,557.48	22,427.60	(24,056.35)	0.00	0.00	78,315.57	1,758.09	0.00	0.00	0.00	010.002.39800:Miscellaneous Equipme	010.002.39800	010	010	002
09/2012	56,770,784.92	8,710,233.56	0.00	0.00	0.00	57,466,276.07	697,491.15	0.00	0.00	0.00	010.002.39908:Application Software	010.002.39908	010	010	002
09/2012	2,474,012.13	391,078.72	(2,337,811.41)	0.00	(2,393.47)	2,489,233.17	19,221.04	0.00	0.00	0.00	010.002.39906:Pc Hardware	010.002.39906	010	010	002
08/2012	1,808,712.75	146,555.21	0.00	0.00	(47.78)	1,818,330.32	9,617.57	0.00	0.00	0.00	010.002.39907:Pc Software	010.002.39907	010	010	002
09/2012	1,842,699.30	379,869.51	(266,592.63)	0.00	(1,277.99)	1,874,584.86	31,895.56	0.00	0.00	0.00	010.002.39903:Network Hardware	010.002.39903	010	010	002
09/2012	17,115.49	793.50	(1,095,465.10)	0.00	0.00	17,152.41	36.52	0.00	0.00	0.00	010.002.39904:Mainframe Cpu	010.002.39904	010	010	002
09/2012	757.51	0.00	0.00	0.00	0.00	757.51	0.00	0.00	0.00	0.00	010.002.39300:Stores Equipment	010.002.39300	010	010	002
09/2012		(5.17)					0.00				RWIP	0101090002RWIP	010	010	002
09/2012	(1.35)	(0.81)	0.00	0.00	0.00	(1.44)	(0.03)	0.00	0.00	0.00	040.009.38000:Services	040.009.38000	040	050	009
06/2012	0.07	0.00	0.00	0.00	0.00	0.07	0.00	0.00	0.00	0.00	040.009.37601:Mains - Steel	040.009.37601	040	050	009
06/2012	1.28	0.81	0.00	0.00	0.00	1.37	0.09	0.00	0.00	0.00	040.009.38200:Meter Installations	040.009.38200	040	050	009
06/2012	57,144.57	0.00	0.00	0.00	0.00	57,144.57	0.00	0.00	0.00	0.00	050.009.37400:Land & Land Right Grp	050.009.37400	050	050	009
06/2012	(7,250.38)	0.00	0.00	0.00	0.00	(7,250.38)	0.00	0.00	0.00	0.00	050.009.37401:Land	050.009.37401	050	050	009
06/2012	47,870.47	3,534.93	0.00	0.00	0.00	48,263.24	392.77	0.00	0.00	0.00	050.009.37402:Land Rights	050.009.37402	050	050	009
06/2012	81,529.65	7,820.01	0.00	0.00	0.00	82,388.54	888.89	0.00	0.00	0.00	050.009.37500:Structures & Improvem	050.009.37500	050	050	009
06/2012	92,202.97	2,420.91	0.00	0.00	0.00	92,471.96	268.99	0.00	0.00	0.00	050.009.37501:Struct. & Improv. - T	050.009.37501	050	050	009
06/2012	45,529.45	1,111.23	0.00	0.00	0.00	45,652.92	123.47	0.00	0.00	0.00	050.009.37502:Land Rights	050.009.37502	050	050	009
06/2012	857.35	95.58	0.00	0.00	0.00	867.97	10.62	0.00	0.00	0.00	050.009.37503:Improvements	050.009.37503	050	050	009
06/2012	2,362,027.63	190,938.85	(503,371.25)	0.00	(16,390.29)	2,114,244.43	20,679.90	(265,708.51)	(2,753.59)	0.00	050.009.37600:Mains - Cathodic Prot	050.009.37600	050	050	009
06/2012	42,213,956.24	1,325,326.96	(611,293.98)	0.00	(128,722.04)	42,007,434.26	146,474.95	(325,463.00)	(27,533.93)	0.00	050.009.37601:Mains - Steel	050.009.37601	050	050	009
06/2012	11,742,985.75	612,334.16	(22,543.77)	0.00	(88,064.36)	11,758,466.70	69,891.41	(191.59)	(56,198.87)	0.00	050.009.37602:Mains - Plastic	050.009.37602	050	050	009
06/2012	1,560,859.33	97,414.56	(6,924.33)	0.00	(1,487.53)	1,563,526.92	7,491.15	(4,774.07)	(49.49)	0.00	050.009.37800:Meas. And Reg. Sta. E	050.009.37800	050	050	009
06/2012	292,872.22	34,120.62	0.00	0.00	7.46	296,864.94	3,792.72	0.00	0.00	0.00	050.009.37900:Meas & Reg Station Eq	050.009.37900	050	050	009
06/2012	1,171,523.60	25,972.02	(29.25)	51.89	0.00	1,174,379.75	2,885.70	(29.25)	(0.30)	0.00	050.009.37905:Meas & Reg Sta Eq - C	050.009.37905	050	050	009
06/2012	43,430,568.17	2,893,970.62	(2,338,997.05)	0.00	(1,025,929.97)	43,189,437.34	325,712.37	(167,782.49)	(399,050.71)	0.00	050.009.38000:Services	050.009.38000	050	050	009
06/2012	5,778,971.55	967,751.20	(303,636.12)	0.00	(186,822.64)	5,798,960.10	113,230.85	0.00	(91,242.30)	0.00	050.009.38100:Meters	050.009.38100	050	050	009
06/2012	5,587,549.84	1,640,291.40	(427,535.54)	0.00	(257,052.48)	6,633,385.24	182,527.74	(92,863.20)	(43,819.14)	0.00	050.009.38200:Meter Installations	050.009.38200	050	050	009
06/2012	2,826,089.43	135,823.39	(7,277.76)	0.00	(153,986.41)	2,824,104.86	15,990.85	0.00	(117,975.42)	0.00	050.009.38300:House Regulators	050.009.38300	050	050	009
06/2012	118,218.92	2,337.30	0.00	0.00	0.00	116,478.62	259.70	0.00	0.00	0.00	050.009.38400:House Regulator Insta	050.009.38400	050	050	009
06/2012	2,645,055.64	96,137.89	0.00	0.00	0.00	2,655,754.06	10,698.42	0.00	0.00	0.00	050.009.38500:Industrial Measuring	050.009.38500	050	050	009
05/2012	25,854.04	0.00	0.00	0.00	0.00	25,854.04	0.00	0.00	0.00	0.00	050.009.38800:Land & Land Rights	050.009.38800	050	050	009
05/2012	165,265.38	13,285.96	0.00	0.00	0.00	169,741.61	1,476.22	0.00	0.00	0.00	050.009.39002:Structure-Brick Grp	050.009.39002	050	050	009
05/2012	416,814.65	53,887.23	0.00	0.00	0.00	422,802.12	5,967.47	0.00	0.00	0.00	050.009.39003:Improvements Grp	050.009.39003	050	050	009
05/2012	7,480.40	129.56	0.00	0.00	0.00	7,480.40	0.00	0.00	0.00	0.00	050.009.39004:Air Condition Eq Grp	050.009.39004	050	050	009
05/2012	1,204,891.83	22,644.99	0.00	0.00	0.00	1,207,407.94	2,518.11	0.00	0.00	0.00	050.009.39009:Improvement-Leased Grp	050.009.39009	050	050	009
05/2012	102,811.40	64,443.60	(19,813.05)	0.00	0.00	110,168.73	7,557.33	0.00	0.00	0.00	050.009.39100:Office Furniture And	050.009.39100	050	050	009
05/2012	(107,598.31)	0.00	0.00	0.00	0.00	(107,598.31)	0.00	0.00	0.00	0.00	050.009.39103:Office Machines	050.009.39103	050	050	009
05/2012	165,693.63	177,327.08	0.00	0.00	0.00	168,396.84	19,703.01	0.00	0.00	0.00	050.009.39200:Transp Equip-Group	050.009.39200	050	050	009
05/2012	4,972.75	0.00	0.00	0.00	0.00	4,972.75	0.00	0.00	0.00	0.00	050.009.39201:Wkg Trucks - Group	050.009.39201	050	050	009
05/2012	50,217.01	0.00	(1,504.94)	(98.82)	0.00	48,613.25	0.00	(1,504.94)	(98.82)	0.00	050.009.39202:Wkg Trailers - Group	050.009.39202	050	050	009
05/2012	194,017.56	59,407.95	(93,353.91)	815.90	0.00	135,949.42	10,816.49	(67,999.62)	(885.01)	0.00	050.009.39400:Tools Shop And Garage	050.009.39400	050	050	009
05/2012	(129,801.04)	14,963.06	(50,877.76)	0.00	0.00	(160,169.82)	488.96	(50,877.76)	0.00	0.00	050.009.39603:Ditchers - Group	050.009.39603	050	050	009
05/2012	(37,860.96)	9,769.77	0.00	0.00	0.00	(36,575.43)	1,085.53	0.00	0.00	0.00	050.009.39604:Backhoes - Group	050.009.39604	050	050	009
05/2012	13,924.89	4,626.27	(4,973.01)	0.00	0.00	9,399.17	452.29	(4,973.01)	0.00	0.00	050.009.39805:Welders - Group	050.009.39805	050	050	009
05/2012	(257,548.33)	15,360.26	0.00	0.00	0.00	(255,939.41)	1,708.92	0.00	0.00	0.00	050.009.39700:Communication Equipme	050.009.39700	050	050	009
05/2012	(22,097.21)	0.00	0.00	0.00	0.00	(22,087.21)	0.00	0.00	0.00	0.00	050.009.39701:Communication Equip.	050.009.39701	050	050	009
05/2012	(34,135.78)	0.00	0.00	0.00	0.00	(34,135.78)	0.00	0.00	0.00	0.00	050.009.39702:Communication Equip.	050.009.39702	050	050	009
05/2012	(132,167.05)	2,700.72	0.00	0.00	0.00	(131,866.97)	300.08	0.00	0.00	0.00	050.009.39705:Communication Equip.	050.009.39705	050	050	009
05/2012	1,335,849.65	106,561.40	(21,989.37)	0.00	(562.53)	1,343,616.92	11,834.36	(4,000.44)	(188.67)	0.00	050.009.39800:Miscellaneous Equipme	050.009.39800	050	050	009
05/2012	175,990.09	0.00	0.00	0.00	0.00	175,990.09	0.00	0.00	0.00	0.00	050.009.39901:Servers Hardware	050.009.39901	050	050	009
05/2012	118,480.96	0.00	0.00	0.00	0.00	118,480.96	0.00	0.00	0.00	0.00	050.009.39902:Servers Software	050.009.39902	050	050	009
05/2012	511,781.46	0.00	0.00	0.00	0.00	511,781.46	0.00	0.00	0.00	0.00	050.009.39903:Network Hardware	050.009.39903	050	050	009
05/2012	2,018,261.63	15,990.22	0.00	0.00	0.00	2,020,038.39	6,700.00	0.00	0.00	0.00	050.009.39905:Pc Hardware	050.009.39905	050	050	009
05/2012	247,331.13	0.00	0.00	0.00	0.00	247,331.13	0.00	0.00	0.00	0.00	050.009.39907:Pc Software	050.009.39907	050	050	009
05/2012	404,891.09	54,006.03	0.00	0.00	0.00	410,891.76	6,000.87	0.00	0.00	0.00	050.009.39908:Application Software	050.009.39908	050	050	009
05/2012	308,207.19	72,385.34	0.00	0.00	0.00	321,073.72	12,866.53	0.00	0.00	0.00	050.009.39900:Structure & Improv	050.009.39900	050	050	009
05/2012	8,329.72	0.00	0.00	0.00	0.00	8,329.72	0.00	0.00	0.00	0.00	050.009.30100:Organization Grp	050.009.30100	050	050	009
05/2012	119,852.69	0.00	0.00	0.00	0.00	119,852.69	0.00	0.00	0.00	0.00	050.009.30200:Franch & Conselt Grp	050.009.3			

month	PP Beginning Balance	YTD Provision	YTD Retirements	YTD Cor Proceeds	YTD Adj/Transfers	PP Ending Balance	Curr Provision	Curr Retirement	Curr Cor Proceeds	Curr Adj/Transfers	description3	Concatenate	BU1	BU	Division
06/2012	219,931.12	0.00	0.00	0.00	0.00	219,931.12	0.00	0.00	0.00	0.00	050.009.35302:Storage Tributary Lin	050.009.35302	050	050	009
06/2012	372,094.78	4,165.56	(98,736.60)	(6,771.98)	0.00	372,557.52	462.84	0.00	0.00	0.00	050.009.35400:Compressor Station Eq	050.009.35400	050	050	009
06/2012	162,301.11	0.00	0.00	0.00	0.00	162,301.11	0.00	0.00	0.00	0.00	050.009.35500:Purification Equipmen	050.009.35500	050	050	009
06/2012	238,931.42	0.00	0.00	0.00	0.00	238,931.42	0.00	0.00	0.00	0.00	050.009.35500:Measuring and Regulat	050.009.35500	050	050	009
06/2012	15.94	0.00	0.00	0.00	0.00	15.94	0.00	0.00	0.00	0.00	050.009.36510:Land & Land Rights	050.009.36510	050	050	009
06/2012	406,469.50	10,738.71	0.00	0.00	0.00	407,662.59	1,193.19	0.00	0.00	0.00	050.009.36520:Rights-Of-Way	050.009.36520	050	050	009
06/2012	(3,376.05)	696.56	0.00	0.00	0.00	(3,296.00)	78.05	0.00	0.00	0.00	050.009.36602:Meas. & Reg. Sta. Str	050.009.36602	050	050	009
06/2012	58,225.82	835.19	0.00	0.00	0.00	58,330.73	103.91	0.00	0.00	0.00	050.009.36603:Other Structures	050.009.36603	050	050	009
06/2012	282,856.66	5,146.47	0.00	0.00	0.00	283,226.48	571.83	0.00	0.00	0.00	050.009.36700:Mains - Cathodic Prot	050.009.36700	050	050	009
06/2012	17,044,063.59	365,203.35	0.00	(71,136.41)	0.00	17,084,657.92	40,594.33	0.00	0.00	0.00	050.009.36701:Mains - Steel	050.009.36701	050	050	009
06/2012	224,021.25	6,416.10	0.00	0.00	0.00	224,734.16	712.90	0.00	0.00	0.00	050.009.36900:Measuring And Reg. St	050.009.36900	050	050	009
06/2012	1,736,257.44	25,274.25	0.00	0.00	0.00	1,739,065.89	2,808.25	0.00	0.00	0.00	050.009.36901:Measuring And Reg. St	050.009.36901	050	050	009
06/2012		(254,287.44)					453,306.40				RWIP	0501080009RWIP	050	050	009
06/2012											RWIP		050	050	009
07/2012	(1.44)	(0.90)	0.00	0.00	0.00	(1.53)	(0.05)	0.00	0.00	0.00	040.009.38000:Services	040.009.38000	040	050	009
07/2012	0.07	0.00	0.00	0.00	0.00	0.07	0.00	0.00	0.00	0.00	040.009.37601:Mains - Steel	040.009.37601	040	050	009
07/2012	1.37	0.90	0.00	0.00	0.00	1.46	0.09	0.00	0.00	0.00	040.009.38200:Meter Installations	040.009.38200	040	050	009
07/2012	57,144.57	0.00	0.00	0.00	0.00	57,144.57	0.00	0.00	0.00	0.00	050.009.37400:Land & Land Right Grp	050.009.37400	050	050	009
07/2012	(7,250.38)	0.00	0.00	0.00	0.00	(7,250.38)	0.00	0.00	0.00	0.00	050.009.37401:Land	050.009.37401	050	050	009
07/2012	48,263.24	3,927.70	0.00	0.00	0.00	49,656.01	392.77	0.00	0.00	0.00	050.009.37402:Land Rights	050.009.37402	050	050	009
07/2012	82,399.54	6,696.90	0.00	0.00	0.00	83,267.43	868.88	0.00	0.00	0.00	050.009.37500:Structures & Improvem	050.009.37500	050	050	009
07/2012	92,471.96	2,989.90	0.00	0.00	0.00	92,740.95	268.99	0.00	0.00	0.00	050.009.37501:Struct. & Improv. - T	050.009.37501	050	050	009
07/2012	45,652.82	1,234.70	0.00	0.00	0.00	45,776.39	123.47	0.00	0.00	0.00	050.009.37502:Land Rights	050.009.37502	050	050	009
07/2012	867.97	108.20	0.00	0.00	0.00	678.59	10.82	0.00	0.00	0.00	050.009.37503:Improvements	050.009.37503	050	050	009
07/2012	2,114,244.43	211,111.52	(662,514.76)	(19,501.00)	0.00	1,972,132.88	20,172.67	(159,143.51)	(3,140.71)	0.00	050.009.37600:Mains - Cathodic Prot	050.009.37600	050	050	009
07/2012	42,007,434.26	1,471,940.42	(653,421.06)	(132,740.48)	0.00	42,107,902.21	146,613.46	(42,127.07)	(4,018.44)	0.00	050.009.37601:Mains - Steel	050.009.37601	050	050	009
07/2012	11,756,466.70	662,810.25	(39,240.77)	(69,395.55)	0.00	11,809,904.58	70,476.07	(16,697.00)	(341.19)	0.00	050.009.37602:Mains - Plastic	050.009.37602	050	050	009
07/2012	1,563,526.82	74,836.43	(6,924.33)	(1,489.69)	0.00	1,571,046.61	7,521.65	0.00	(2.16)	0.00	050.009.37800:Meas. And Reg. Sta. E	050.009.37800	050	050	009
07/2012	296,664.94	37,913.34	0.00	7.45	0.00	300,457.66	3,792.72	0.00	0.00	0.00	050.009.37900:Meas & Reg Station Eq	050.009.37900	050	050	009
07/2012	1,174,379.75	28,657.72	(29.25)	51.99	0.00	1,177,265.44	2,865.70	0.00	(0.01)	0.00	050.009.37905:Meas & Reg Sta Eq - C	050.009.37905	050	050	009
07/2012	43,169,437.34	3,222,729.90	(2,448,387.75)	(1,025,929.97)	0.00	43,408,805.92	328,759.28	(109,350.70)	0.00	0.00	050.009.38000:Services	050.009.38000	050	050	009
07/2012	5,798,960.10	1,083,049.08	(303,536.12)	(186,922.64)	0.00	5,914,257.98	115,297.88	0.00	0.00	0.00	050.009.38100:Meters	050.009.38100	050	050	009
07/2012	6,633,995.24	1,823,621.86	(505,750.53)	(257,062.48)	0.00	6,738,510.86	183,330.45	(78,215.04)	0.00	0.00	050.009.38200:Meter Installations	050.009.38200	050	050	009
07/2012	2,824,104.88	152,207.51	(7,277.78)	(153,966.41)	0.00	2,840,386.96	16,254.12	0.00	0.00	0.00	050.009.38300:House Regulators	050.009.38300	050	050	009
07/2012	115,478.62	2,597.00	0.00	0.00	0.00	116,736.32	259.70	0.00	0.00	0.00	050.009.38400:House Regulator Insta	050.009.38400	050	050	009
07/2012	2,655,754.06	106,636.31	0.00	0.00	0.00	2,666,452.48	10,698.42	0.00	0.00	0.00	050.009.38500:Industrial Measuring	050.009.38500	050	050	009
07/2012	25,554.04	0.00	0.00	0.00	0.00	25,664.04	6.00	0.00	0.00	0.00	050.009.38900:Land & Land Rights	050.009.38900	050	050	009
07/2012	168,741.91	14,762.20	0.00	0.00	0.00	168,217.83	1,476.22	0.00	0.00	0.00	050.009.39002:Structure-Brick Grp	050.009.39002	050	050	009
07/2012	422,802.12	59,874.70	0.00	0.00	0.00	428,789.59	5,987.47	0.00	0.00	0.00	050.009.39003:Improvements Grp	050.009.39003	050	050	009
07/2012	7,480.40	129.56	0.00	0.00	0.00	7,480.40	0.00	0.00	0.00	0.00	050.009.39004:Air Condition Eq Grp	050.009.39004	050	050	009
07/2012	1,207,407.94	25,161.10	0.00	0.00	0.00	1,209,924.05	2,516.11	0.00	0.00	0.00	050.009.39009:Impvmentment-Leased Grp	050.009.39009	050	050	009
07/2012	110,168.73	72,000.93	(19,813.05)	0.00	0.00	117,726.06	7,557.33	0.00	0.00	0.00	050.009.39100:Office Furniture And	050.009.39100	050	050	009
07/2012	(107,598.31)	0.00	0.00	0.00	0.00	(107,598.31)	0.00	0.00	0.00	0.00	050.009.39103:Office Machines	050.009.39103	050	050	009
07/2012	186,396.64	197,030.10	0.00	0.00	0.00	206,099.65	19,703.01	0.00	0.00	0.00	050.009.39200:Transp Equip-Group	050.009.39200	050	050	009
07/2012	4,972.75	0.00	0.00	0.00	0.00	4,972.75	0.00	0.00	0.00	0.00	050.009.39201:Wkg Trucks - Group	050.009.39201	050	050	009
07/2012	48,813.25	0.00	(1,504.94)	(105.97)	0.00	48,806.10	0.00	0.00	(7.15)	0.00	050.009.39202:Wkg Trailers - Group	050.009.39202	050	050	009
07/2012	135,948.42	111,012.99	(93,353.91)	852.19	0.00	147,490.75	11,605.04	0.00	(63.71)	0.00	050.009.39400:Tools Shop And Garage	050.009.39400	050	050	009
07/2012	(160,189.92)	15,452.04	(50,377.78)	0.00	0.00	(179,700.84)	488.98	0.00	0.00	0.00	050.009.39603:Ditchers - Group	050.009.39603	050	050	009
07/2012	(36,575.43)	10,855.30	0.00	0.00	0.00	(35,469.90)	1,085.53	0.00	0.00	0.00	050.009.39604:Backhoes - Group	050.009.39604	050	050	009
07/2012	9,399.17	5,078.58	(4,978.91)	0.00	0.00	9,851.46	452.29	0.00	0.00	0.00	050.009.39605:Welders - Group	050.009.39605	050	050	009
07/2012	(255,939.41)	17,089.20	0.00	0.00	0.00	(254,230.49)	1,708.92	0.00	0.00	0.00	050.009.39700:Communication Equipme	050.009.39700	050	050	009
07/2012	(22,087.21)	0.00	0.00	0.00	0.00	(22,087.21)	0.00	0.00	0.00	0.00	050.009.39701:Communication Equip.	050.009.39701	050	050	009
07/2012	(34,135.78)	0.00	0.00	0.00	0.00	(34,135.78)	0.00	0.00	0.00	0.00	050.009.39702:Communication Equip.	050.009.39702	050	050	009
07/2012	(131,966.97)	3,000.80	0.00	0.00	0.00	(131,566.89)	300.09	0.00	0.00	0.00	050.009.39705:Communication Equip.	050.009.39705	050	050	008
07/2012	1,343,616.92	118,420.87	(21,989.37)	(562.83)	0.00	1,355,476.39	11,559.47	0.00	0.00	0.00	050.009.39800:Miscellaneous Equipme	050.009.39800	050	050	009
07/2012	175,990.09	0.00	0.00	0.00	0.00	175,990.09	0.00	0.00	0.00	0.00	050.009.39901:Servers Hardware	050.009.39901	050	050	009
07/2012	118,480.96	0.00	0.00	0.00	0.00	118,480.96	0.00	0.00	0.00	0.00	050.009.39902:Servers Software	050.009.39902	050	050	009
07/2012	511,781.46	0.00	0.00	0.00	0.00	511,781.46	0.00	0.00	0.00	0.00	050.009.39903:Network Hardware	050.009.39903	050	050	009
07/2012	2,020,038.39	17,766.98	0.00	0.00	0.00	2,021,615.15	1,776.76	0.00	0.00	0.00	050.009.39906:Pc Hardware	050.009.39906	050	050	009
07/2012	247,331.13	0.00	0.00	0.00	0.00	247,331.13	0.00	0.00	0.00	0.00	050.009.39907:Pc Software	050.009.39907	050	050	009
07/2012	410,691.76	54,824.11	0.00	0.00	0.00	411,709.84	818.08	0.00	0.00	0.00	050.009.39908:Application Software	050.009.39908	050	050	009
07/2012	321,073.72	85,251.87	0.00	0.00	0.00	333,940.25	12,865.53	0.00	0.00	0.00	050.009.39900:Structure & Improv	050.009.39900	050	050	009
07/2012	8,329.72	0.00	0.00	0.00	0.00	8,329.72	0.00	0.00	0.00	0.00	050.009.30100:Organization Grp	050.009.30100	050	050	009
07/2012	119,852.69	0.00	0.00	0.00	0.00	119,852.69	0.00	0.00	0.00	0.00	050.009.30200:Franch & Consent Grp				

Reserves data

month	PP Beginning Balance	YTD Provision	YTD Retirements	YTD Cor Proceeds	YTD Adj/Transfers	PP Ending Balance	Curr Provision	Curr Retirement	Curr Cor Proceeds	Curr Adj/Transfers	description3	Concatenate	BU1	BU	ivision
07/2012	187,421.92	0.00	0.00	0.00	0.00	187,421.92	0.00	0.00	0.00	0.00	050.009.35301:Storage Field Lines	050.009.35301	050	050	009
07/2012	219,931.12	0.00	0.00	0.00	0.00	219,931.12	0.00	0.00	0.00	0.00	050.009.35302:Storage Tributary Lin	050.009.35302	050	050	009
07/2012	372,557.62	4,628.40	(98,736.60)	(6,771.88)	0.00	373,020.46	462.84	0.00	0.00	0.00	050.009.35400:Compressor Station Eq	050.009.35400	050	050	009
07/2012	162,301.11	0.00	0.00	0.00	0.00	162,301.11	0.00	0.00	0.00	0.00	050.009.35600:Purification Equipmen	050.009.35600	050	050	009
07/2012	238,931.42	0.00	0.00	0.00	0.00	238,931.42	0.00	0.00	0.00	0.00	050.009.35500:Measuring and Regulat	050.009.35500	050	050	009
07/2012	15.84	0.00	0.00	0.00	0.00	15.84	0.00	0.00	0.00	0.00	050.009.36510:Land & Land Rights	050.009.36510	050	050	009
07/2012	407,962.69	11,931.90	0.00	0.00	0.00	408,894.59	1,193.19	0.00	0.00	0.00	050.009.36520:Rights-Of-Way	050.009.36520	050	050	009
07/2012	(3,298.00)	773.71	0.00	0.00	0.00	(2,524.29)	78.05	0.00	0.00	0.00	050.009.36602:Meas. & Reg. Sta. Str	050.009.36602	050	050	009
07/2012	58,330.73	1,038.10	0.00	0.00	0.00	58,433.64	103.91	0.00	0.00	0.00	050.009.36603:Other Structures	050.009.36603	050	050	009
07/2012	283,228.49	5,718.30	0.00	0.00	0.00	283,800.32	571.83	0.00	0.00	0.00	050.009.36700:Mains - Steel	050.009.36700	050	050	009
07/2012	17,084,657.92	405,797.68	0.00	(71,136.41)	0.00	17,125,252.25	40,594.33	0.00	0.00	0.00	050.009.36701:Mains - Steel	050.009.36701	050	050	009
07/2012	224,734.16	7,129.00	0.00	0.00	0.00	225,447.06	712.90	0.00	0.00	0.00	050.009.36900:Measuring And Reg. St	050.009.36900	050	050	009
07/2012	1,739,065.69	28,082.50	0.00	0.00	0.00	1,741,873.94	2,808.25	0.00	0.00	0.00	050.009.36901:Measuring And Reg. St	050.009.36901	050	050	009
07/2012		(585,303.35)	0.00	0.00	0.00		(331,015.92)	0.00	0.00	0.00	RWIP	0501080009RWIP	050	050	009
08/2012	(1.53)	(0.99)	0.00	0.00	0.00	(1.62)	(0.99)	0.00	0.00	0.00	040.009.38000:Services	040.009.38000	040	050	009
08/2012	0.07	0.00	0.00	0.00	0.00	0.07	0.00	0.00	0.00	0.00	040.009.37601:Mains - Steel	040.009.37601	040	050	009
08/2012	1.46	0.99	0.00	0.00	0.00	1.65	0.09	0.00	0.00	0.00	040.009.38200:Meter Installations	040.009.38200	040	050	009
08/2012	57,144.57	0.00	0.00	0.00	0.00	57,144.57	0.00	0.00	0.00	0.00	050.009.37400:Land & Land Right Grp	050.009.37400	050	050	009
08/2012	(7,250.38)	0.00	0.00	0.00	0.00	(7,250.38)	0.00	0.00	0.00	0.00	050.009.37401:Land	050.009.37401	050	050	009
08/2012	48,656.01	4,320.47	0.00	0.00	0.00	49,048.78	392.77	0.00	0.00	0.00	050.009.37402:Land Rights	050.009.37402	050	050	009
08/2012	83,267.43	9,557.79	0.00	0.00	0.00	84,135.32	856.89	0.00	0.00	0.00	050.009.37500:Structures & Improvem	050.009.37500	050	050	009
08/2012	92,740.95	2,958.88	0.00	0.00	0.00	93,009.94	268.99	0.00	0.00	0.00	050.009.37501:Struct. & Improv. - T	050.009.37501	050	050	009
08/2012	45,776.39	1,358.17	0.00	0.00	0.00	45,899.86	123.47	0.00	0.00	0.00	050.009.37502:Land Rights	050.009.37502	050	050	009
08/2012	878.59	116.52	0.00	0.00	0.00	889.21	10.62	0.00	0.00	0.00	050.009.37503:Improvements	050.009.37503	050	050	009
08/2012	1,972,132.88	231,455.91	(682,514.78)	(19,483.87)	0.00	1,992,494.40	20,344.39	0.00	17.13	0.00	050.009.37600:Mains - Cathodic Prot	050.009.37600	050	050	009
08/2012	42,107,902.21	1,818,763.85	(884,720.64)	(134,901.14)	0.00	42,221,265.39	146,823.43	(31,289.59)	(2,180.66)	0.00	050.009.37601:Mains - Steel	050.009.37601	050	050	009
08/2012	11,809,904.58	754,683.50	(42,915.69)	(88,395.55)	0.00	11,878,102.91	71,873.25	(3,574.92)	0.00	0.00	050.009.37602:Mains - Plastic	050.009.37602	050	050	009
08/2012	1,571,045.61	82,487.51	(9,390.60)	(1,489.37)	0.00	1,576,131.74	7,561.08	(2,466.27)	0.32	0.00	050.009.37800:Meas. And Reg. Sta. E	050.009.37800	050	050	009
08/2012	300,457.66	41,706.06	0.00	7.46	0.00	304,260.39	3,792.72	0.00	0.00	0.00	050.009.37900:Meas & Reg Station Eq	050.009.37900	050	050	009
08/2012	1,177,285.44	31,742.18	(233.84)	51.98	0.00	1,179,945.31	2,884.48	(204.59)	0.00	0.00	050.009.37905:Meas & Reg Sta Eq - C	050.009.37905	050	050	009
08/2012	43,408,805.92	3,557,094.65	(2,566,594.06)	(1,025,929.97)	0.00	43,624,994.36	334,364.75	(118,206.31)	0.00	0.00	050.009.38000:Services	050.009.38000	050	050	009
08/2012	5,914,257.98	1,200,619.61	(303,636.12)	(186,922.64)	0.00	6,031,828.51	117,870.53	0.00	0.00	0.00	050.009.38100:Meters	050.009.38100	050	050	009
08/2012	6,738,510.66	2,008,837.23	(554,488.43)	(257,062.48)	0.00	6,874,988.16	185,215.37	(48,737.87)	0.00	0.00	050.009.38200:Meter Installations	050.009.38200	050	050	009
08/2012	2,840,388.98	169,103.60	(7,277.78)	(153,966.41)	0.00	2,857,285.07	16,898.09	0.00	0.00	0.00	050.009.38300:House Regulators	050.009.38300	050	050	009
08/2012	116,738.32	2,856.70	0.00	0.00	0.00	116,998.02	259.70	0.00	0.00	0.00	050.009.38400:House Regulator Insta	050.009.38400	050	050	009
08/2012	2,668,452.48	117,534.73	0.00	0.00	0.00	2,677,190.90	10,698.42	0.00	0.00	0.00	050.009.38500:Industrial Measuring	050.009.38500	050	050	009
08/2012	25,654.04	0.00	0.00	0.00	0.00	25,654.04	0.00	0.00	0.00	0.00	050.009.38900:Land & Land Rights	050.009.38900	050	050	009
08/2012	168,217.83	16,238.42	0.00	0.00	0.00	169,864.05	1,476.22	0.00	0.00	0.00	050.009.39002:Structure-Brick Grp	050.009.39002	050	050	009
08/2012	428,789.59	85,862.17	0.00	0.00	0.00	434,777.06	5,887.47	0.00	0.00	0.00	050.009.39003:Improvements Grp	050.009.39003	050	050	009
08/2012	7,480.40	129.56	0.00	0.00	0.00	7,480.40	0.00	0.00	0.00	0.00	050.009.39004:Air Condition Eq Grp	050.009.39004	050	050	009
08/2012	1,209,924.05	27,677.21	0.00	0.00	0.00	1,212,440.16	2,516.11	0.00	0.00	0.00	050.009.39009:Improvement-Leased Grp	050.009.39009	050	050	009
08/2012	117,726.05	79,602.62	(19,813.05)	0.00	0.00	125,327.75	7,601.69	0.00	0.00	0.00	050.009.39100:Office Furniture And	050.009.39100	050	050	009
08/2012	(107,598.31)	0.00	0.00	0.00	0.00	(107,598.31)	0.00	0.00	0.00	0.00	050.009.39103:Office Machines	050.009.39103	050	050	009
08/2012	208,099.65	216,733.11	0.00	0.00	0.00	225,802.65	19,703.01	0.00	0.00	0.00	050.009.39200:Transp Equip-Group	050.009.39200	050	050	009
08/2012	4,972.75	0.00	0.00	0.00	0.00	4,972.75	0.00	0.00	0.00	0.00	050.009.39201:Wkg Trucks - Group	050.009.39201	050	050	009
08/2012	48,606.10	0.00	(1,504.94)	(104.53)	0.00	48,607.54	0.00	0.00	1.44	0.00	050.009.39202:Wkg Trailers - Group	050.009.39202	050	050	009
08/2012	147,480.75	129,049.08	(94,930.48)	865.15	0.00	157,963.22	12,038.09	(1,576.58)	12.96	0.00	050.009.39400:Tools Shop And Garage	050.009.39400	050	050	009
08/2012	(179,700.84)	15,941.02	(50,877.78)	0.00	0.00	(179,211.86)	489.98	0.00	0.00	0.00	050.009.39603:Ditchers - Group	050.009.39603	050	050	009
08/2012	(35,489.90)	11,940.83	0.00	0.00	0.00	(34,404.37)	1,085.53	0.00	0.00	0.00	050.009.39604:Backhoes - Group	050.009.39604	050	050	009
08/2012	9,851.46	5,530.85	(4,978.01)	0.00	0.00	10,303.75	452.29	0.00	0.00	0.00	050.009.39605:Welders - Group	050.009.39605	050	050	009
08/2012	(234,230.49)	18,798.12	0.00	0.00	0.00	(252,521.57)	1,708.92	0.00	0.00	0.00	050.009.39700:Communication Equipme	050.009.39700	050	050	009
08/2012	(22,087.21)	0.00	0.00	0.00	0.00	(22,087.21)	0.00	0.00	0.00	0.00	050.009.39701:Communication Equip.	050.009.39701	050	050	009
08/2012	(34,135.78)	0.00	0.00	0.00	0.00	(34,135.78)	0.00	0.00	0.00	0.00	050.009.39702:Communication Equip.	050.009.39702	050	050	009
08/2012	(131,566.99)	3,300.88	0.00	0.00	0.00	(131,266.81)	300.00	0.00	0.00	0.00	050.009.39705:Communication Equip.	050.009.39705	050	050	009
08/2012	1,355,476.39	130,260.34	(21,989.37)	(562.83)	0.00	1,367,335.86	11,859.47	0.00	0.00	0.00	050.009.39800:Miscellaneous Equipme	050.009.39800	050	050	009
08/2012	175,990.09	0.00	0.00	0.00	0.00	175,990.09	0.00	0.00	0.00	0.00	050.009.39901:Servers Hardware	050.009.39901	050	050	009
08/2012	118,480.98	0.00	0.00	0.00	0.00	118,480.98	0.00	0.00	0.00	0.00	050.009.39902:Servers Software	050.009.39902	050	050	009
08/2012	511,781.46	0.00	0.00	0.00	0.00	511,781.46	0.00	0.00	0.00	0.00	050.009.39903:Network Hardware	050.009.39903	050	050	009
08/2012	2,021,815.15	19,543.74	0.00	0.00	0.00	2,023,591.91	1,776.75	0.00	0.00	0.00	050.009.39908:Pc Hardware	050.009.39908	050	050	009
08/2012	247,331.13	0.00	0.00	0.00	0.00	247,331.13	0.00	0.00	0.00	0.00	050.009.39907:Pc Software	050.009.39907	050	050	009
08/2012	411,709.84	54,824.11	0.00	0.00	0.00	411,709.84	0.00	0.00	0.00	0.00	050.009.39908:Application Software	050.009.39908	050	050	009
08/2012	333,940.25	98,118.40	0.00	0.00	0.00	346,806.76	12,866.53	0.00	0.00	0.00	050.009.39000:Structure & Improv	050.009.39000	050	050	009
08/2012	8,329.72	0.00	0.00	0.00	0.00	8,329.72	0.00	0.00	0.00	0.00	050.009.30100:Organization Grp	050.009.30100	050	050	009
08/201															



Reserves data

month	PP Beginning Balance	YTD Provision	YTD Retirements	YTD Cor Proceeds	YTD Adj/Transfers	PP Ending Balance	Curr Provision	Curr Retirement	Curr Cor Proceeds	Curr Adj/Transfers	description3	Concatenate	BU1	BU	ivision
08/2012	187,421.92	0.00	0.00	0.00	0.00	187,421.92	0.00	0.00	0.00	0.00	050.009.35301:Storage Field Lines	050.009.35301	050	050	008
08/2012	219,931.12	0.00	0.00	0.00	0.00	219,931.12	0.00	0.00	0.00	0.00	050.009.35302:Storage Tributary Lin	050.009.35302	050	050	009
08/2012	373,020.46	5,091.24	(98,736.60)	(5,771.58)	0.00	373,483.30	462.64	0.00	0.00	0.00	050.009.35400:Compressor Station Eq	050.009.35400	050	050	009
08/2012	162,301.11	0.00	0.00	0.00	0.00	162,301.11	0.00	0.00	0.00	0.00	050.009.35600:Purification Equipmen	050.009.35600	050	050	009
08/2012	238,931.42	0.00	0.00	0.00	0.00	238,931.42	0.00	0.00	0.00	0.00	050.009.35500:Measuring and Regulat	050.009.35500	050	050	009
08/2012	15.94	0.00	0.00	0.00	0.00	15.94	0.00	0.00	0.00	0.00	050.009.36510:Land & Land Rights	050.009.36510	050	050	009
08/2012	408,855.88	13,125.09	0.00	0.00	0.00	410,049.07	1,193.19	0.00	0.00	0.00	050.009.36520:Rights-Of-Way	050.009.36520	050	050	009
08/2012	(3,219.95)	851.76	0.00	0.00	0.00	(3,141.90)	78.05	0.00	0.00	0.00	050.009.36602:Meas. & Reg. Sta. Str	050.009.36602	050	050	009
08/2012	58,434.84	1,143.01	0.00	0.00	0.00	58,538.55	103.81	0.00	0.00	0.00	050.009.36603:Other Structures	050.009.36603	050	050	009
08/2012	283,800.32	8,290.13	0.00	0.00	0.00	284,372.15	571.83	0.00	0.00	0.00	050.009.36700:Mains - Cathodic Prot	050.009.36700	050	050	009
08/2012	17,125,252.25	446,392.01	0.00	(71,136.41)	0.00	17,165,846.58	40,594.33	0.00	0.00	0.00	050.009.36701:Mains - Steel	050.009.36701	050	050	009
08/2012	226,447.06	7,841.80	0.00	0.00	0.00	226,159.96	712.90	0.00	0.00	0.00	050.009.36900:Measuring And Reg. St	050.009.36900	050	050	009
08/2012	1,741,673.94	30,890.27	(132.12)	0.00	0.00	1,744,549.59	2,807.77	(132.12)	0.00	0.00	050.009.36901:Measuring And Reg. St	050.009.36901	050	050	009
08/2012		(939,563.48)	0.00	0.00	0.00		(354,260.12)	0.00	0.00	0.00	-RWIP	050108009RWIP	050	050	009
10/2012	(1.71)	(0.09)	0.00	0.00	0.00	(1.80)	(0.09)	0.00	0.00	0.00	040.009.38000:Services	040.009.38000	040	050	009
10/2012	0.07	0.00	0.00	0.00	0.00	0.07	0.00	0.00	0.00	0.00	040.009.37601:Mains - Steel	040.009.37601	040	050	009
10/2012	1.64	0.09	0.00	0.00	0.00	1.73	0.09	0.00	0.00	0.00	040.009.38200:Meter Installations	040.009.38200	040	050	009
10/2012	57,144.57	0.00	0.00	0.00	0.00	57,144.57	0.00	0.00	0.00	0.00	050.009.37400:Land & Land Right Grp	050.009.37400	050	050	009
10/2012	(7,250.38)	0.00	0.00	0.00	0.00	(7,250.38)	0.00	0.00	0.00	0.00	050.009.37401:Land	050.009.37401	050	050	009
10/2012	49,441.55	392.77	0.00	0.00	0.00	49,834.32	392.77	0.00	0.00	0.00	050.009.37402:Land Rights	050.009.37402	050	050	009
10/2012	85,137.55	890.90	0.00	0.00	0.00	86,028.45	890.90	0.00	0.00	0.00	050.009.37500:Structures & Improvem	050.009.37500	050	050	009
10/2012	93,278.93	268.99	0.00	0.00	0.00	93,547.92	268.99	0.00	0.00	0.00	050.009.37501:Strut. & Improv. - T	050.009.37501	050	050	009
10/2012	46,023.33	123.47	0.00	0.00	0.00	46,146.80	123.47	0.00	0.00	0.00	050.009.37502:Land Rights	050.009.37502	050	050	009
10/2012	899.83	10.62	0.00	0.00	0.00	910.45	10.62	0.00	0.00	0.00	050.009.37503:Improvements	050.009.37503	050	050	009
10/2012	1,973,003.59	20,502.56	0.00	0.00	0.00	1,993,906.15	20,902.56	0.00	0.00	0.00	050.009.37600:Mains - Cathodic Prot	050.009.37600	050	050	009
10/2012	41,826,034.09	160,172.45	(34,999.14)	(13,719.03)	0.00	41,937,489.37	160,172.45	(34,999.14)	(13,719.03)	0.00	050.009.37601:Mains - Steel	050.009.37601	050	050	009
10/2012	11,844,215.39	77,750.90	(59,240.87)	(537.10)	0.00	11,862,189.32	77,750.80	(59,240.87)	(537.10)	0.00	050.009.37602:Mains - Plastic	050.009.37602	050	050	009
10/2012	1,574,372.97	7,799.20	0.00	0.00	0.00	1,580,392.50	7,799.20	0.00	0.00	0.00	050.009.37603:Meas. And Reg. Sta. E	050.009.37603	050	050	009
10/2012	309,107.97	3,979.47	0.00	0.00	0.00	313,087.44	3,979.47	0.00	0.00	0.00	050.009.37900:Meas & Reg Station Eq	050.009.37900	050	050	009
10/2012	1,170,707.46	2,865.13	0.00	0.00	0.00	1,173,573.59	2,865.13	0.00	0.00	0.00	050.009.37905:Meas & Reg Sta Eq - C	050.009.37905	050	050	009
10/2012	43,424,265.29	331,786.07	(93,078.23)	0.00	0.00	43,662,973.07	331,786.07	(93,078.23)	0.00	0.00	050.009.38000:Services	050.009.38000	050	050	009
10/2012	5,160,764.34	116,891.82	0.00	0.00	0.00	5,277,645.16	116,891.82	0.00	0.00	0.00	050.009.38100:Meters	050.009.38100	050	050	009
10/2012	6,977,133.30	185,825.74	(39,318.66)	0.00	0.00	7,123,640.36	185,825.74	(39,318.66)	0.00	0.00	050.009.38200:Meter Installations	050.009.38200	050	050	009
10/2012	2,874,076.10	16,568.55	0.00	0.00	0.00	2,890,744.65	16,568.55	0.00	0.00	0.00	050.009.38300:House Regulators	050.009.38300	050	050	009
10/2012	117,257.72	259.70	0.00	0.00	0.00	117,517.42	259.70	0.00	0.00	0.00	050.009.38400:House Regulator Insta	050.009.38400	050	050	009
10/2012	2,675,165.29	10,854.20	0.00	0.00	0.00	2,686,010.49	10,854.20	0.00	0.00	0.00	050.009.38500:Industrial Measuring	050.009.38500	050	050	009
10/2012	25,554.04	0.00	0.00	0.00	0.00	25,554.04	0.00	0.00	0.00	0.00	050.009.38900:Land & Land Rights	050.009.38900	050	050	009
10/2012	170,174.32	0.00	0.00	0.00	0.00	170,174.32	0.00	0.00	0.00	0.00	050.009.39002:Structure-Brick Grp	050.009.39002	050	050	009
10/2012	440,784.53	5,997.47	0.00	0.00	0.00	446,782.00	5,997.47	0.00	0.00	0.00	050.009.39003:Improvements Grp	050.009.39003	050	050	009
10/2012	7,480.40	0.00	0.00	0.00	0.00	7,480.40	0.00	0.00	0.00	0.00	050.009.39004:Air Condition Eq Grp	050.009.39004	050	050	009
10/2012	1,214,956.27	2,516.11	0.00	0.00	0.00	1,217,472.38	2,516.11	0.00	0.00	0.00	050.009.39009:Improvement-Leased Grp	050.009.39009	050	050	009
10/2012	131,091.12	7,534.76	0.00	0.00	0.00	138,625.88	7,534.76	0.00	0.00	0.00	050.009.39100:Office Furniture And	050.009.39100	050	050	009
10/2012	(107,598.31)	0.00	0.00	0.00	0.00	(107,598.31)	0.00	0.00	0.00	0.00	050.009.39103:Office Machines	050.009.39103	050	050	009
10/2012	245,505.67	19,703.01	0.00	0.00	0.00	265,208.68	19,703.01	0.00	0.00	0.00	050.009.39200:Transp Equip-Group	050.009.39200	050	050	009
10/2012	4,972.75	0.00	0.00	0.00	0.00	4,972.75	0.00	0.00	0.00	0.00	050.009.39201:Wkg Trucks - Group	050.009.39201	050	050	009
10/2012	48,607.11	0.00	0.00	0.00	0.00	48,607.11	0.00	0.00	0.00	0.00	050.009.39202:Wkg Trailers - Group	050.009.39202	050	050	009
10/2012	178,734.79	11,659.00	0.00	0.00	0.00	190,393.79	11,659.00	0.00	0.00	0.00	050.009.39400:Tools Shop And Garage	050.009.39400	050	050	009
10/2012	(178,722.86)	529.07	0.00	0.00	0.00	(177,793.81)	929.07	0.00	0.00	0.00	050.009.39503:Ditchers - Group	050.009.39503	050	050	009
10/2012	(33,318.84)	1,085.53	0.00	0.00	0.00	(32,233.31)	1,085.53	0.00	0.00	0.00	050.009.39604:Backhoes - Group	050.009.39604	050	050	009
10/2012	10,756.04	574.98	0.00	0.00	0.00	11,331.02	574.98	0.00	0.00	0.00	050.009.39605:Welders - Group	050.009.39605	050	050	009
10/2012	(250,812.65)	1,708.92	0.00	0.00	0.00	(249,103.73)	1,708.92	0.00	0.00	0.00	050.009.39700:Communication Equipme	050.009.39700	050	050	009
10/2012	(22,087.21)	0.00	0.00	0.00	0.00	(22,087.21)	0.00	0.00	0.00	0.00	050.009.39701:Communication Equip.	050.009.39701	050	050	009
10/2012	(34,135.76)	0.00	0.00	0.00	0.00	(34,135.76)	0.00	0.00	0.00	0.00	050.009.39702:Communication Equip.	050.009.39702	050	050	009
10/2012	(120,856.73)	300.08	0.00	0.00	0.00	(120,666.65)	300.08	0.00	0.00	0.00	050.009.39705:Communication Equip.	050.009.39705	050	050	009
10/2012	1,269,047.27	11,814.37	0.00	0.00	0.00	1,280,861.64	11,814.37	0.00	0.00	0.00	050.009.39800:Miscellaneous Equipme	050.009.39800	050	050	009
10/2012	175,990.09	0.00	0.00	0.00	0.00	175,990.09	0.00	0.00	0.00	0.00	050.009.39901:Servers Hardware	050.009.39901	050	050	009
10/2012	116,460.96	0.00	0.00	0.00	0.00	116,460.96	0.00	0.00	0.00	0.00	050.009.39902:Servers Software	050.009.39902	050	050	009
10/2012	511,781.48	0.00	0.00	0.00	0.00	511,781.48	0.00	0.00	0.00	0.00	050.009.39903:Network Hardware	050.009.39903	050	050	009
10/2012	1,625,748.47	1,756.51	0.00	0.00	0.00	1,626,905.98	1,756.51	0.00	0.00	0.00	050.009.39906:Pc Hardware	050.009.39906	050	050	009
10/2012	247,331.13	0.00	0.00	0.00	0.00	247,331.13	0.00	0.00	0.00	0.00	050.009.39907:Pc Software	050.009.39907	050	050	009
10/2012	411,709.84	0.00	0.00	0.00	0.00	411,709.84	0.00	0.00	0.00	0.00	050.009.39908:Application Software	050.009.39908	050	050	009
10/2012	367,204.73	12,392.58	0.00	0.00	0.00	379,597.23	12,362.56	0.00	0.00	0.00	050.009.39200:Structure & Improv	050.009.39200	050	050	009
10/2012	5,329.72	0.00	0.00	0.00	0.00	5,329.72	0.00	0.00	0.00	0.00	050.009.30100:Organization Grp	050.009.30100	050	050	009
10/2012	119,652.69	0.00	0.00	0.00	0.00	119,652.69	0.00	0.00	0.00	0.00	050.009.30200:Franch & Consent Grp	050.009.30200	050		



month	PP Beginning Balance	YTD Provision	YTD Retirements	YTD Cor Proceeds	YTD Adj/Transfers	PP Ending Balance	Curr Provision	Curr Retirement	Curr Cor Proceeds	Curr Adj/Transfers	description3	Concatenate	BU1	BU	Division
10/2012	187,421.92	0.00	0.00	0.00	0.00	187,421.92	0.00	0.00	0.00	0.00	050.009.35301:Storage Field Lines	050.009.35301	050	050	009
10/2012	219,931.12	0.00	0.00	0.00	0.00	219,931.12	0.00	0.00	0.00	0.00	050.009.35302:Storage Tributary Lin	050.009.35302	050	050	009
10/2012	373,946.14	461.72	0.00	0.00	0.00	374,407.86	461.72	0.00	0.00	0.00	050.009.35400:Compressor Station Eq	050.009.35400	050	050	009
10/2012	162,301.11	0.00	0.00	0.00	0.00	162,301.11	0.00	0.00	0.00	0.00	050.009.35600:Purification Equipmen	050.009.35600	050	050	009
10/2012	238,931.42	0.00	0.00	0.00	0.00	238,931.42	0.00	0.00	0.00	0.00	050.009.35500:Measuring and Regulat	050.009.35500	050	050	009
10/2012	15.94	0.00	0.00	0.00	0.00	15.94	0.00	0.00	0.00	0.00	050.009.36510:Land & Land Rights	050.009.36510	050	050	009
10/2012	411,242.26	1,193.19	0.00	0.00	0.00	412,435.45	1,193.19	0.00	0.00	0.00	050.009.36520:Rights-Of-Way	050.009.36520	050	050	009
10/2012	(3,063.85)	83.71	0.00	0.00	0.00	(2,980.14)	83.71	0.00	0.00	0.00	050.009.36602:Meas. & Rag. Sta. Str	050.009.36602	050	050	009
10/2012	58,642.46	103.91	0.00	0.00	0.00	58,746.37	103.91	0.00	0.00	0.00	050.009.36603:Other Structures	050.009.36603	050	050	009
10/2012	284,943.98	571.83	0.00	0.00	0.00	285,515.81	571.83	0.00	0.00	0.00	050.009.36700:Mains - Cathodic Prot	050.009.36700	050	050	009
10/2012	17,196,841.12	40,663.50	0.00	0.00	0.00	17,237,504.62	40,663.50	0.00	0.00	0.00	050.009.36701:Mains - Steel	050.009.36701	050	050	009
10/2012	226,872.86	712.90	0.00	0.00	0.00	227,585.76	712.90	0.00	0.00	0.00	050.009.36900:Measuring And Reg. St	050.009.36900	050	050	009
10/2012	1,747,357.36	2,808.08	0.00	0.00	0.00	1,750,165.44	2,808.08	0.00	0.00	0.00	050.009.36901:Measuring And Reg. St	050.009.36901	050	050	009
10/2012		(247,176.15)	0.00	0.00	0.00		(247,176.15)	0.00	0.00	0.00	RWIP	0501080009RWIP	050	050	009
10/2012		7,085.57	0.00	0.00	0.00		7,085.57	0.00	0.00	0.00	RWIP	0501080009RWIP-Recon	050	050	009
11/2012	(1.80)	(0.18)	0.00	0.00	0.00	(1.89)	(0.09)	0.00	0.00	0.00	040.009.38000:Services	040.009.38000	040	050	009
11/2012	0.07	0.00	0.00	0.00	0.00	0.07	0.00	0.00	0.00	0.00	040.009.37601:Mains - Steel	040.009.37601	040	050	009
11/2012	1.73	0.18	0.00	0.00	0.00	1.82	0.09	0.00	0.00	0.00	040.009.38200:Meter Installations	040.009.38200	040	050	009
11/2012	57,144.57	0.00	0.00	0.00	0.00	57,144.57	0.00	0.00	0.00	0.00	050.009.37400:Land & Land Right Grp	050.009.37400	050	050	009
11/2012	(7,250.38)	0.00	0.00	0.00	0.00	(7,250.38)	0.00	0.00	0.00	0.00	050.009.37401:Land	050.009.37401	050	050	009
11/2012	49,834.32	785.54	0.00	0.00	0.00	50,227.09	392.77	0.00	0.00	0.00	050.009.37402:Land Rights	050.009.37402	050	050	009
11/2012	88,028.45	1,781.80	0.00	0.00	0.00	86,919.35	890.90	0.00	0.00	0.00	050.009.37500:Structures & Improvem	050.009.37500	050	050	009
11/2012	93,547.92	537.98	0.00	0.00	0.00	93,816.91	268.99	0.00	0.00	0.00	050.009.37501:Struct. & Improv. - T	050.009.37501	050	050	009
11/2012	46,146.80	246.94	0.00	0.00	0.00	46,270.27	123.47	0.00	0.00	0.00	050.009.37502:Land Rights	050.009.37502	050	050	009
11/2012	910.45	21.24	0.00	0.00	0.00	921.07	10.62	0.00	0.00	0.00	050.009.37503:Improvements	050.009.37503	050	050	009
11/2012	1,853,906.15	41,833.98	0.00	0.00	0.00	2,014,837.57	20,931.42	0.00	0.00	0.00	050.009.37600:Mains - Cathodic Prot	050.009.37600	050	050	009
11/2012	41,937,488.37	320,388.24	(35,205.82)	(15,473.24)	0.00	42,095,744.27	150,216.79	(206.58)	(1,754.21)	0.00	050.009.37601:Mains - Steel	050.009.37601	050	050	009
11/2012	11,862,188.32	155,709.59	(73,079.84)	(369.86)	0.00	11,926,455.48	77,559.89	(13,838.87)	147.44	0.00	050.009.37602:Mains - Plastic	050.009.37602	050	050	009
11/2012	1,580,382.50	15,599.36	(1,789.57)	(1,644.74)	0.00	1,585,537.92	7,900.16	0.00	(1,644.74)	0.00	050.009.37800:Meas. And Reg. Sta. E	050.009.37800	050	050	009
11/2012	313,087.44	7,979.17	0.00	0.00	0.00	317,087.14	3,999.70	0.00	0.00	0.00	050.009.37900:Meas & Reg Station Eq	050.009.37900	050	050	009
11/2012	1,173,573.59	5,792.26	0.00	(550.97)	0.00	1,175,888.75	2,868.13	0.00	(550.97)	0.00	050.009.37905:Meas & Reg Sta Eq - C	050.009.37905	050	050	009
11/2012	43,852,973.07	564,514.97	(170,712.12)	0.00	0.00	43,916,068.14	332,728.90	(77,633.33)	0.00	0.00	050.009.38000:Services	050.009.38000	050	050	009
11/2012	6,277,646.16	235,161.52	0.00	0.00	0.00	6,395,925.96	119,279.80	0.00	0.00	0.00	050.009.38100:Meters	050.009.38100	050	050	009
11/2012	7,123,640.38	371,855.87	(58,971.47)	0.00	0.00	7,292,115.70	188,128.13	(17,652.81)	0.00	0.00	050.009.38200:Meter Installations	050.009.38200	050	050	009
11/2012	2,890,744.65	33,378.44	0.00	0.00	0.00	2,907,454.54	16,709.89	0.00	0.00	0.00	050.009.38300:House Regulators	050.009.38300	050	050	009
11/2012	117,517.42	519.40	0.00	0.00	0.00	117,777.12	253.70	0.00	0.00	0.00	050.009.38400:House Regulator Insta	050.009.38400	050	050	009
11/2012	2,686,010.49	21,714.28	0.00	0.00	0.00	2,698,870.57	10,860.08	0.00	0.00	0.00	050.009.38500:Industrial Measuring	050.009.38500	050	050	009
11/2012	25,654.04	0.00	0.00	0.00	0.00	25,654.04	0.00	0.00	0.00	0.00	050.009.38900:Land & Land Rights	050.009.38900	050	050	009
11/2012	170,174.32	0.00	0.00	0.00	0.00	170,174.32	0.00	0.00	0.00	0.00	050.009.39002:Structure-Brick Grp	050.009.39002	050	050	009
11/2012	446,752.00	11,974.94	0.00	0.00	0.00	452,739.47	5,987.47	0.00	0.00	0.00	050.009.38003:Improvements Grp	050.009.39003	050	050	009
11/2012	7,480.40	0.00	0.00	0.00	0.00	7,480.40	0.00	0.00	0.00	0.00	050.009.39004:Air Condition Eq Grp	050.009.39004	050	050	009
11/2012	1,217,472.38	5,032.22	0.00	0.00	0.00	1,219,988.49	2,516.11	0.00	0.00	0.00	050.009.39009:Improvement-Leased Grp	050.009.39009	050	050	009
11/2012	138,625.86	15,069.52	0.00	(138.63)	0.00	146,022.01	7,534.75	0.00	(138.63)	0.00	050.009.39100:Office Furniture And	050.009.39100	050	050	009
11/2012	(107,598.31)	0.00	0.00	0.00	0.00	(107,598.31)	0.00	0.00	0.00	0.00	050.009.39103:Office Machines	050.009.39103	050	050	009
11/2012	285,208.68	39,406.02	0.00	0.00	0.00	284,911.89	19,703.01	0.00	0.00	0.00	050.009.39200:Transp Equip-Group	050.009.39200	050	050	009
11/2012	4,972.75	0.00	0.00	0.00	0.00	4,972.75	0.00	0.00	0.00	0.00	050.009.39201:Wkg Trucks - Group	050.009.39201	050	050	009
11/2012	48,807.11	0.00	0.00	0.00	0.00	48,807.11	0.00	0.00	0.00	0.00	050.009.39202:Wkg Trailers - Group	050.009.39202	050	050	009
11/2012	190,393.79	23,318.00	0.00	(207.90)	0.00	201,844.89	11,659.00	0.00	(207.90)	0.00	050.009.39400:Tools Shop And Garage	050.009.39400	050	050	009
11/2012	(177,793.81)	1,858.14	0.00	0.00	0.00	(176,954.74)	929.07	0.00	0.00	0.00	050.009.39603:Ditchers - Group	050.009.39603	050	050	009
11/2012	(32,233.31)	2,171.06	0.00	0.00	0.00	(31,147.76)	1,085.53	0.00	0.00	0.00	050.009.39604:Backhoes - Group	050.009.39604	050	050	009
11/2012	11,331.02	1,149.96	0.00	0.00	0.00	11,906.00	574.98	0.00	0.00	0.00	050.009.39605:Welders - Group	050.009.39605	050	050	009
11/2012	(249,103.73)	3,417.84	0.00	0.00	0.00	(247,394.81)	1,708.92	0.00	0.00	0.00	050.009.39700:Communication Equipme	050.009.39700	050	050	009
11/2012	(22,087.21)	0.00	0.00	0.00	0.00	(22,087.21)	0.00	0.00	0.00	0.00	050.009.39701:Communication Equip.	050.009.39701	050	050	009
11/2012	(34,135.78)	0.00	0.00	0.00	0.00	(34,135.78)	0.00	0.00	0.00	0.00	050.009.39702:Communication Equip.	050.009.39702	050	050	009
11/2012	(130,686.65)	600.16	0.00	0.00	0.00	(130,366.57)	300.08	0.00	0.00	0.00	050.009.39705:Communication Equip.	050.009.39705	050	050	009
11/2012	1,280,851.64	23,633.46	0.00	(242.68)	0.00	1,292,439.07	11,819.09	0.00	(242.68)	0.00	050.009.39800:Miscellaneous Equipme	050.009.39800	050	050	009
11/2012	175,930.09	0.00	0.00	0.00	0.00	175,930.09	0.00	0.00	0.00	0.00	050.009.39901:Servers Hardware	050.009.39901	050	050	009
11/2012	118,450.96	0.00	0.00	0.00	0.00	118,450.96	0.00	0.00	0.00	0.00	050.009.39902:Servers Software	050.009.39902	050	050	009
11/2012	511,781.46	0.00	0.00	0.00	0.00	511,781.46	0.00	0.00	0.00	0.00	050.009.39903:Network Hardware	050.009.39903	050	050	009
11/2012	1,626,905.98	3,513.02	0.00	(429.78)	0.00	1,628,232.71	1,768.51	0.00	(429.78)	0.00	050.009.39905:Pc Hardware	050.009.39905	050	050	009
11/2012	247,331.13	0.00	0.00	0.00	0.00	247,331.13	0.00	0.00	0.00	0.00	050.009.39907:Pc Software	050.009.39907	050	050	009
11/2012	411,709.84	0.00	0.00	0.00	0.00	411,709.84	0.00	0.00	0.00	0.00	050.009.39908:Application Software	050.009.39908	050	050	009
11/2012	379,567.29	24,724.32	0.00	0.00	0.00	391,928.05	12,361.76	0.00	0.00	0.00	050.009.39900:Structure & Improv	050.009.39900	050	050	009
11/2012	8,329.72	0.00	0.00	0.00	0.00	8,329.72	0.00	0.00	0.00	0.00	050.009.30100:Organization Grp	050.009.30100	050	050	009
11/2															

Reserves data

month	PP Beginning Balance	YTD Provision	YTD Retirements	YTD Cor Proceeds	YTD Adj/Transfers	PP Ending Balance	Curr Provision	Curr Retirement	Curr Cor Proceeds	Curr Adj/Transfers	description3	Concatenate	BU1	BU	Division
11/2012	53,244.45	40.00	0.00	0.00	0.00	53,244.45	20.03	0.00	0.00	0.00	050.009.35211:Storage Rights	050.009.35211	050	050	009
11/2012	187,421.92	0.00	0.00	0.00	0.00	187,421.92	0.00	0.00	0.00	0.00	050.009.35301:Storage Field Lines	050.009.35301	050	050	009
11/2012	219,931.12	0.00	0.00	0.00	0.00	219,931.12	0.00	0.00	0.00	0.00	050.009.35302:Storage Tributary Lin	050.009.35302	050	050	009
11/2012	374,407.86	523.44	0.00	0.00	0.00	374,866.56	461.72	0.00	0.00	0.00	050.009.35400:Compressor Station Eq	050.009.35400	050	050	009
11/2012	152,301.11	0.00	0.00	0.00	0.00	152,301.11	0.00	0.00	0.00	0.00	050.009.35600:Purification Equipmen	050.009.35600	050	050	009
11/2012	238,931.42	0.00	0.00	0.00	0.00	238,931.42	0.00	0.00	0.00	0.00	050.009.35500:Measuring and Regulat	050.009.35500	050	050	009
11/2012	15.94	0.00	0.00	0.00	0.00	15.94	0.00	0.00	0.00	0.00	050.009.36510:Land & Land Rights	050.009.36510	050	050	009
11/2012	412,435.45	2,365.38	0.00	0.00	0.00	413,628.64	1,193.19	0.00	0.00	0.00	050.009.36520:Rights-Of-Way	050.009.36520	050	050	009
11/2012	(2,980.14)	167.42	0.00	0.00	0.00	(2,896.43)	83.91	0.00	0.00	0.00	050.009.36602:Meas. & Reg. Sta. Str	050.009.36602	050	050	009
11/2012	58,746.37	207.82	0.00	0.00	0.00	58,850.26	103.91	0.00	0.00	0.00	050.009.36603:Other Structures	050.009.36603	050	050	009
11/2012	285,515.81	1,143.66	0.00	0.00	0.00	286,667.64	571.83	0.00	0.00	0.00	050.009.36700:Mains - Cathodic Prot	050.009.36700	050	050	009
11/2012	17,237,504.82	81,094.48	(302,692.63)	0.00	0.00	16,975,242.97	40,430.98	(302,692.63)	0.00	0.00	050.009.36701:Mains - Steel	050.009.36701	050	050	009
11/2012	227,585.76	1,425.80	0.00	0.00	0.00	228,298.65	712.90	0.00	0.00	0.00	050.009.36900:Measuring And Reg. St	050.009.36900	050	050	009
11/2012	1,750,165.44	5,618.16	0.00	0.00	0.00	1,752,973.52	2,808.08	0.00	0.00	0.00	050.009.36901:Measuring And Reg. St	050.009.36901	050	050	009
11/2012		(422,439.70)					(175,263.55)				RWIP	050108009RWIP	050	050	009
11/2012		7,085.57					0.00				RWIP	050108009RWIP-Recom	050	050	009
11/2012											RWIP		010	010	002
11/2012											RWIP		010	010	002
11/2012											RWIP		010	010	012
11/2012											RWIP		010	010	012
11/2012											RWIP		050	050	009
11/2012											RWIP		050	050	009
11/2012											RWIP		050	050	009
11/2012											RWIP		050	050	091
11/2012											RWIP		050	050	091
12/2012	(1.89)	(0.27)	0.00	0.00	0.00	(1.98)	(0.09)	0.00	0.00	0.00	040.009.38000:Services	040.009.38000	040	050	009
12/2012	0.07	0.00	0.00	0.00	0.00	0.07	0.00	0.00	0.00	0.00	040.009.37601:Mains - Steel	040.009.37601	040	050	009
12/2012	1.82	0.27	0.00	0.00	0.00	1.91	0.09	0.00	0.00	0.00	040.009.38200:Meter Installations	040.009.38200	040	050	009
12/2012	57,144.57	0.00	0.00	0.00	0.00	57,144.57	0.00	0.00	0.00	0.00	050.009.37400:Land & Land Right Grp	050.009.37400	050	050	009
12/2012	(7,250.38)	0.00	0.00	0.00	0.00	(7,250.38)	0.00	0.00	0.00	0.00	050.009.37401:Land	050.009.37401	050	050	009
12/2012	50,227.09	1,178.31	0.00	0.00	0.00	50,819.85	392.77	0.00	0.00	0.00	050.009.37402:Land Rights	050.009.37402	050	050	009
12/2012	86,919.35	2,872.89	0.00	0.00	0.00	87,810.24	890.89	0.00	0.00	0.00	050.009.37500:Structures & Improvem	050.009.37500	050	050	009
12/2012	93,816.91	806.97	0.00	0.00	0.00	94,085.90	268.99	0.00	0.00	0.00	050.009.37501:Struct. & Improv. - T	050.009.37501	050	050	009
12/2012	48,270.27	370.41	0.00	0.00	0.00	48,393.74	123.47	0.00	0.00	0.00	050.009.37502:Land Rights	050.009.37502	050	050	009
12/2012	921.07	31.86	0.00	0.00	0.00	931.69	10.62	0.00	0.00	0.00	050.009.37503:Improvements	050.009.37503	050	050	009
12/2012	2,014,837.57	82,801.20	(3,263.72)	(2,586.60)	0.00	2,029,954.47	20,967.22	(3,263.72)	(2,586.60)	0.00	050.009.37600:Mains - Cathodic Prot	050.009.37600	050	050	009
12/2012	42,096,744.27	480,778.56	(42,028.37)	(39,889.25)	0.00	42,224,895.03	160,389.32	(6,822.55)	(24,416.01)	0.00	050.009.37601:Mains - Steel	050.009.37601	050	050	009
12/2012	11,926,455.48	234,150.21	(76,276.40)	(43,122.46)	0.00	11,958,956.74	78,440.52	(3,195.56)	(42,732.80)	0.00	050.009.37602:Mains - Plastic	050.009.37602	050	050	009
12/2012	1,586,537.92	23,496.39	(1,789.67)	(1,622.93)	0.00	1,584,456.76	7,897.03	0.00	21.81	0.00	050.009.37600:Meas. And Reg. Sta. E	050.009.37600	050	050	009
12/2012	317,087.14	11,980.66	0.00	(539.91)	0.00	321,088.63	4,001.49	0.00	0.00	0.00	050.009.37900:Meas & Reg Station Eq	050.009.37900	050	050	009
12/2012	1,175,988.75	8,599.39	0.00	(539.91)	0.00	1,178,765.94	2,666.13	0.00	11.05	0.00	050.009.37905:Meas & Reg Sta Eq - C	050.009.37905	050	050	009
12/2012	43,918,068.14	988,488.18	(181,527.60)	(430,010.69)	0.00	43,811,214.95	333,973.21	(10,815.48)	(430,010.69)	0.00	050.009.38000:Services	050.009.38000	050	050	009
12/2012	6,396,925.96	358,248.38	0.00	0.00	0.00	6,517,012.70	121,086.74	0.00	0.00	0.00	050.009.38100:Meters	050.009.38100	050	050	009
12/2012	7,292,115.70	588,044.38	(82,979.13)	0.00	0.00	7,452,298.55	186,090.51	(25,907.66)	0.00	0.00	050.009.38200:Meter Installations	050.009.38200	050	050	009
12/2012	2,907,454.54	50,115.76	0.00	0.00	0.00	2,924,191.86	16,737.32	0.00	0.00	0.00	050.009.38300:House Regulators	050.009.38300	050	050	009
12/2012	117,777.12	779.10	0.00	0.00	0.00	118,036.82	259.70	0.00	0.00	0.00	050.009.38400:House Regulator Insta	050.009.38400	050	050	009
12/2012	2,686,870.57	32,680.26	0.00	0.00	0.00	2,707,736.55	10,865.98	0.00	0.00	0.00	050.009.38500:Industrial Measuring	050.009.38500	050	050	009
12/2012	25,854.04	0.00	0.00	0.00	0.00	25,854.04	0.00	0.00	0.00	0.00	050.009.38900:Land & Land Rights	050.009.38900	050	050	009
12/2012	170,174.32	0.00	0.00	0.00	0.00	170,174.32	0.00	0.00	0.00	0.00	050.009.39002:Structure-Brick Grp	050.009.39002	050	050	009
12/2012	452,739.47	17,862.41	0.00	0.00	0.00	468,726.94	5,987.47	0.00	0.00	0.00	050.009.39003:Improvements Grp	050.009.39003	050	050	009
12/2012	7,480.40	0.00	0.00	0.00	0.00	7,480.40	0.00	0.00	0.00	0.00	050.009.39004:Air Condition Eq Grp	050.009.39004	050	050	009
12/2012	1,219,984.49	7,548.33	0.00	0.00	0.00	1,222,504.60	2,516.11	0.00	0.00	0.00	050.009.39009:Improvement-Leased Grp	050.009.39009	050	050	009
12/2012	148,022.01	22,604.28	0.00	(134.23)	0.00	163,561.17	7,534.76	0.00	4.40	0.00	050.009.39100:Office Furniture And	050.009.39100	050	050	009
12/2012	(107,598.31)	0.00	0.00	0.00	0.00	(107,598.31)	0.00	0.00	0.00	0.00	050.009.39103:Office Machines	050.009.39103	050	050	009
12/2012	284,911.69	59,109.03	0.00	0.00	0.00	304,614.70	19,703.01	0.00	0.00	0.00	050.009.39200:Transp Equip-Group	050.009.39200	050	050	009
12/2012	4,972.75	0.00	0.00	0.00	0.00	4,972.75	0.00	0.00	0.00	0.00	050.009.39201:Wkg Trucks - Group	050.009.39201	050	050	009
12/2012	48,807.11	0.00	0.00	0.00	0.00	48,807.11	0.00	0.00	0.00	0.00	050.009.39202:Wkg Trailers - Group	050.009.39202	050	050	009
12/2012	201,844.89	34,977.06	0.00	(201.50)	0.00	213,510.35	11,659.06	6.40	0.00	0.00	050.009.39400:Tools Shop And Garage	050.009.39400	050	050	009
12/2012	(175,864.74)	2,787.21	0.00	0.00	0.00	(175,935.67)	929.07	0.00	0.00	0.00	050.009.39603:Ditchers - Group	050.009.39603	050	050	009
12/2012	(31,147.78)	3,256.59	0.00	0.00	0.00	(30,062.25)	1,085.53	0.00	0.00	0.00	050.009.39804:Backhoes - Group	050.009.39804	050	050	009
12/2012	11,905.00	1,724.94	0.00	0.00	0.00	12,480.98	574.98	0.00	0.00	0.00	050.009.39805:Welders - Group	050.009.39805	050	050	009
12/2012	(247,394.81)	5,125.57	(441.02)	0.00	0.00	(246,128.10)	1,707.73	(441.02)	0.00	0.00	050.009.39700:Communication Equipme	050.009.39700	050	050	009
12/2012	(22,087.21)	0.00	0.00	0.00	0.00	(22,087.21)	0.00	0.00	0.00	0.00	050.009.39701:Communication Equip.	050.009.39701	050	050	009
12/2012	(34,135.78)	0.00	0.00	0.00	0.00	(34,135.78)	0.00	0.00	0.00	0.00	050.009.39702:Communication Equip.	050.009.39702	050	050	009
12/2012	(130,366.57)	806.24	0.00	0.00	0.00	(130,066.49)	300.08	0.00	0.00	0.00	050.009.39705:Communication Equip.	050.009.39705	050	050	009
12/2012	1,292,438.07	35,002.10	(213,313.93)	(235.04)	0.00	1,090,500.40	11,359.84	(213,313.93)	7.82	0.00	050.009.39800:Miscellaneous Equipme	050.009.39800	050	050	009
12/2012	175,990.09	0.00	0.00	0.00	0.00	175,990.09	0.00	0.00	0.00	0.00	050.009.39901:Servers Hardware	050.009.39901	050	050	009
12/2012	118,460.96	0.00	(12,697.60)	0.00	0.00	105,763.36	0.00	(12,697.60)	0.00	0.00	050.009.39902:Servers Software	050.009.39902	050	050	009
12/2012	511,781.48	0.00	(458,484.83)	0.00	0.00	52,296.65	0.00	(458,484.83)							

month	PP Beginning Balance	YTD Provision	YTD Retirements	YTD Cor Proceeds	YTD Adj/Transfers	PP Ending Balance	Curr Provision	Curr Retirement	Curr Cor Proceeds	Curr Adj/Transfers	description3	Concatenate	BU1	BU	ivision
12/2012	4,681.58	0.00	0.00	0.00	0.00	4,681.58	0.00	0.00	0.00	0.00	050.009.35020:Rights-Of-Way	050.009.35020	050	050	009
12/2012	5,384.88	26.88	0.00	0.00	0.00	5,384.88	8.96	0.00	0.00	0.00	050.009.35100:Structures And Improv	050.009.35100	050	050	009
12/2012	120,329.67	229.89	0.00	0.00	0.00	120,406.50	76.63	0.00	0.00	0.00	050.009.35102:Compressor Station Eq	050.009.35102	050	050	009
12/2012	24,295.30	0.00	0.00	0.00	0.00	24,295.30	0.00	0.00	0.00	0.00	050.009.35103:Measuring And Reg. St	050.009.35103	050	050	009
12/2012	141,033.98	0.00	0.00	0.00	0.00	141,033.98	0.00	0.00	0.00	0.00	050.009.35104:Other Structures	050.009.35104	050	050	009
12/2012	469,907.28	17,221.00	0.00	0.00	0.00	475,648.32	5,741.04	0.00	0.00	0.00	050.009.35200:Rights Of Way	050.009.35200	050	050	009
12/2012	1,496,414.57	9,409.53	(167,596.81)	(64,482.10)	0.00	1,499,536.86	3,136.51	0.00	(12.22)	0.00	050.009.35201:Well Construction	050.009.35201	050	050	009
12/2012	570,776.95	3,064.72	0.00	0.00	0.00	571,805.19	1,028.24	0.00	0.00	0.00	050.009.35202:Well Equipment	050.009.35202	050	050	009
12/2012	215,130.88	10,064.26	0.00	0.00	0.00	218,492.30	3,361.42	0.00	0.00	0.00	050.009.35203:Cushion Gas Gp	050.009.35203	050	050	009
12/2012	178,619.35	0.00	0.00	0.00	0.00	178,619.35	0.00	0.00	0.00	0.00	050.009.35210:Storage Leaseholds An	050.009.35210	050	050	009
12/2012	53,254.48	60.09	0.00	0.00	0.00	53,284.51	20.03	0.00	0.00	0.00	050.009.35211:Storage Rights	050.009.35211	050	050	009
12/2012	187,421.92	0.00	0.00	0.00	0.00	187,421.92	0.00	0.00	0.00	0.00	050.009.35301:Storage Field Lines	050.009.35301	050	050	009
12/2012	219,931.12	0.00	0.00	0.00	0.00	219,931.12	0.00	0.00	0.00	0.00	050.009.35302:Storage Tributary Lin	050.009.35302	050	050	009
12/2012	374,866.58	1,365.16	0.00	0.00	0.00	375,331.30	461.72	0.00	0.00	0.00	050.009.35400:Compressor Station Eq	050.009.35400	050	050	009
12/2012	162,301.11	0.00	0.00	0.00	0.00	162,301.11	0.00	0.00	0.00	0.00	050.009.35600:Purification Equipmen	050.009.35600	050	050	009
12/2012	238,931.42	0.00	0.00	0.00	0.00	238,931.42	0.00	0.00	0.00	0.00	050.009.35500:Measuring and Regulat	050.009.35500	050	050	009
12/2012	15.94	0.00	0.00	0.00	0.00	15.94	0.00	0.00	0.00	0.00	050.009.36510:Land & Land Rights	050.009.36510	050	050	009
12/2012	413,628.64	3,579.57	0.00	0.00	0.00	414,821.63	1,193.19	0.00	0.00	0.00	050.009.36520:Rights-Of-Way	050.009.36520	050	050	009
12/2012	(2,896.43)	251.13	0.00	0.00	0.00	(2,812.72)	83.71	0.00	0.00	0.00	050.009.36902:Meas. & Reg. Sta. Str	050.009.36902	050	050	009
12/2012	58,650.28	311.73	0.00	0.00	0.00	58,961.99	103.91	0.00	0.00	0.00	050.009.36603:Other Structures	050.009.36603	050	050	009
12/2012	286,097.64	1,718.49	0.00	0.00	0.00	286,599.47	571.83	0.00	0.00	0.00	050.009.36700:Mains - Cathodic Prot	050.009.36700	050	050	009
12/2012	16,975,242.97	121,625.46	(302,692.63)	0.00	0.00	17,015,573.95	40,430.98	0.00	0.00	0.00	050.009.36701:Mains - Steel	050.009.36701	050	050	009
12/2012	228,298.66	2,138.70	0.00	0.00	0.00	229,011.56	712.90	0.00	0.00	0.00	050.009.36900:Measuring And Reg. St	050.009.36900	050	050	009
12/2012	1,752,973.52	8,424.24	0.00	0.00	0.00	1,755,781.60	2,808.08	0.00	0.00	0.00	050.009.36901:Measuring And Reg. St	050.009.36901	050	050	009
12/2012		(286,693.04)			0.00		135,745.66				RWIP	050106000RWIP	050	050	009
12/2012		7,065.57			0.00		0.00				RWIP	050106000RWIP-Recon	050	050	009
12/2012											RWIP		010	010	002
12/2012											RWIP		010	010	002
12/2012											RWIP		010	010	012
12/2012											RWIP		010	010	012
12/2012											RWIP		050	050	009
12/2012											RWIP		050	050	009
12/2012											RWIP		050	050	091
12/2012											RWIP		050	050	091
01/2013											RWIP		010	010	002
01/2013											RWIP		010	010	002
01/2013	6,850,804.04	110,995.33	0.00	0.00	0.00	6,963,898.38	33,094.34	0.00	0.00	0.00	010.002.39100:Office Furniture And	010.002.39100	010	010	002
01/2013	2,888.48	0.00	0.00	0.00	0.00	2,888.48	0.00	0.00	0.00	0.00	010.002.39103:Office Machines	010.002.39103	010	010	002
01/2013	891,304.03	58,193.72	0.00	0.00	0.00	904,011.92	12,707.79	0.00	0.00	0.00	010.002.39700:Communication Equipme	010.002.39700	010	010	002
01/2013	7,541,197.64	662,647.96	0.00	0.00	0.00	7,720,038.40	178,840.76	0.00	0.00	0.00	010.002.39901:Servers-Hardware	010.002.39901	010	010	002
01/2013	15,409.52	0.00	0.00	0.00	0.00	15,409.52	0.00	0.00	0.00	0.00	010.002.39905:Mainframe Hardware	010.002.39905	010	010	002
01/2013	6,703,741.31	171,858.26	0.00	0.00	0.00	6,742,228.74	38,467.43	0.00	0.00	0.00	010.002.39909:Improvements - Leasdd	010.002.39909	010	010	002
01/2013	60,050.54	4,618.91	0.00	0.00	0.00	61,642.97	1,892.43	0.00	0.00	0.00	010.002.39900:Other Tangible Equipm	010.002.39900	010	010	002
01/2013	2,727,318.66	648.59	0.00	0.00	0.00	2,727,475.72	157.06	0.00	0.00	0.00	010.002.39909:Mainframe Software	010.002.39909	010	010	002
01/2013	0.08	0.00	0.00	0.00	0.00	0.08	0.00	0.00	0.00	0.00	010.002.39924:Oth Tang Prop - Gen.	010.002.39924	010	010	002
01/2013	42,879.40	5,806.66	0.00	0.00	0.00	43,680.71	1,001.31	0.00	0.00	0.00	010.002.39920:Transportation Equipm	010.002.39920	010	010	002
01/2013	691.66	574.57	0.00	0.00	0.00	1,110.38	0.00	0.00	0.00	0.00	010.002.39900:Structure & Improv	010.002.39900	010	010	002
01/2013	2,078,225.53	250,765.16	0.00	0.00	0.00	2,136,158.14	57,932.81	0.00	0.00	0.00	010.002.39905:Structure & Improv	010.002.39905	010	010	002
01/2013	5,341.21	525.83	0.00	0.00	0.00	5,483.44	142.23	0.00	0.00	0.00	010.002.39914:Office Furn. & Equip	010.002.39914	010	010	002
01/2013	4,426,860.44	304,263.97	0.00	0.00	0.00	4,521,124.06	94,263.52	0.00	0.00	0.00	010.002.39902:Servers-Software	010.002.39902	010	010	002
01/2013	5,859.70	0.00	0.00	0.00	0.00	5,859.70	0.00	0.00	0.00	0.00	010.002.39910:Remittance Processing	010.002.39910	010	010	002
01/2013	35,065.90	6,761.04	0.00	0.00	0.00	36,692.79	1,625.89	0.00	0.00	0.00	010.002.39400:Tools Shop And Garage	010.002.39400	010	010	002
01/2013	1,696.84	756.47	0.00	0.00	0.00	1,887.79	190.95	0.00	0.00	0.00	010.002.39800:Laboratory Equipment	010.002.39800	010	010	002
01/2013	84,960.65	6,791.66	0.00	0.00	0.00	85,107.23	1,048.38	0.00	0.00	0.00	010.002.39800:Miscellaneous Equipme	010.002.39800	010	010	002
01/2013	59,507,996.46	2,642,514.74	(30,794.14)	0.00	(3,273.46)	60,076,723.21	569,626.75	0.00	0.00	0.00	010.002.39908:Application Software	010.002.39908	010	010	002
01/2013	2,332,401.88	78,257.01	(215,882.31)	0.00	(399.89)	2,255,197.98	22,796.10	0.00	0.00	0.00	010.002.39908:Ps Hardware	010.002.39908	010	010	002
01/2013	1,485,480.15	39,681.00	(361,537.43)	0.00	0.00	1,496,423.84	10,833.69	0.00	0.00	0.00	010.002.39907:Ps Software	010.002.39907	010	010	002
01/2013	1,868,874.09	119,518.92	(66,187.99)	0.00	0.00	1,897,925.79	29,051.70	0.00	0.00	0.00	010.002.39903:Network Hardware	010.002.39903	010	010	002
01/2013	17,152.41	0.00	0.00	0.00	0.00	17,152.41	0.00	0.00	0.00	0.00	010.002.39904:Mainframe Cpu	010.002.39904	010	010	002
01/2013	757.51	0.00	0.00	0.00	0.00	757.51	0.00	0.00	0.00	0.00	010.002.39900:Stores Equipment	010.002.39900	010	010	002
01/2013											RWIP		050	050	009
01/2013											RWIP		050	050	009
01/2013											RWIP		050	050	009
01/2013	(1.98)	(0.36)	0.00	0.00	0.00	(2.07)	(0.09)	0.00	0.00	0.00	040.009.38000:Services	040.009.38000	040	050	009
01/2013	0.07	0.00	0.00	0.00	0.00	0.07	0.00	0.00	0.00	0.00	040.009.37601:Mains - Steel	040.009.37601	040	050	009
01/2013	1.91	0.35	0.00	0.00	0.00	2.90	0.08	0.00	0.00	0.00	040.009.38200:Meter Installations	040.009.38200	040	050	009
01/2013	57,144.57	0.00	0.00	0.00	0.00	57,144.57	0.00	0.00	0.00	0.00	050.009.37400:Land & Land Right Gp	050.009.37400	050	050	009
01/2013	(7,250.38)	0.00	0.00	0.00	0.00	(7,250.38)	0.00	0.00	0.00	0.00	050.009.37401:Land	050.009.37401	050	050	009
01/2013	59,819.86	1,571.08	0.00	0.00	0.00	61,012.63	392.77	0.00	0.00	0.00	050.009.37402:Land Rights	050.009.37402	050	050	009
01/2013	87,810.24	3,563.58	0.00	0.00	0.00	88,701.13	690.88	0.00	0.00	0.00	050.009.37500:Structures & Improvem	050.009.37500	050	050	009
01/2013	94,085.90	1,075.96	0.00	0.00	0.00	94,354.89	258.99	0.00	0.00	0.00	050.009.37501:Struct. & Improv. - T	050.009.37501	050	050	009
01/2013	46,393.74	463.98	0.00	0.00	0.00	46,517.21	123.47								

month	PP Beginning Balance	YTD Provision	YTD Retirements	YTD Cor Proceeds	YTD Adj/Transfers	PP Ending Balance	Curr Provision	Curr Retirement	Curr Cor Proceeds	Curr Adj/Transfers	description3	Concatenate	BU1	BU	Division
01/2013	7,452,298.55	744,399.03	(109,861.07)	0.00	0.00	7,611,651.26	186,354.65	(27,001.94)	0.00	0.00	050.009.38200:Meter Installations	050.009.38200	050	050	009
01/2013	2,924,181.86	66,886.85	0.00	0.00	0.00	2,940,962.85	16,771.09	0.00	0.00	0.00	050.009.38300:House Regulators	050.009.38300	050	050	009
01/2013	118,036.62	1,038.80	0.00	0.00	0.00	119,296.52	259.70	0.00	0.00	0.00	050.009.38400:House Regulator Insta	050.009.38400	050	050	009
01/2013	2,707,736.55	43,463.20	0.00	0.00	0.00	2,718,619.49	10,882.84	0.00	0.00	0.00	050.009.38500:Industrial Measuring	050.009.38500	050	050	009
01/2013	25,564.04	0.00	0.00	0.00	0.00	25,564.04	0.00	0.00	0.00	0.00	050.009.38900:Land & Land Rights	050.009.38900	050	050	009
01/2013	170,174.32	0.00	0.00	0.00	0.00	170,174.32	0.00	0.00	0.00	0.00	050.009.39002:Structure-Brick Grp	050.009.39002	050	050	009
01/2013	458,726.94	23,949.88	0.00	0.00	0.00	464,714.41	5,987.47	0.00	0.00	0.00	050.009.39003:Improvements Grp	050.009.39003	050	050	009
01/2013	7,480.40	0.00	0.00	0.00	0.00	7,480.40	0.00	0.00	0.00	0.00	050.009.39004:Air Condition Eq Grp	050.009.39004	050	050	009
01/2013	1,222,504.60	10,064.44	0.00	0.00	0.00	1,225,020.71	2,516.11	0.00	0.00	0.00	050.009.39009:Improvement-Leased Grp	050.009.39009	050	050	009
01/2013	153,961.17	30,139.04	0.00	0.00	(134.23)	161,095.83	7,534.76	0.00	0.00	0.00	050.009.39100:Office Furniture And	050.009.39100	050	050	009
01/2013	(107,593.31)	0.00	0.00	0.00	0.00	(107,593.31)	0.00	0.00	0.00	0.00	050.009.39103:Office Machines	050.009.39103	050	050	009
01/2013	304,614.70	78,812.04	0.00	0.00	0.00	324,317.71	19,703.01	0.00	0.00	0.00	050.009.39200:Transp Equip-Group	050.009.39200	050	050	009
01/2013	4,972.75	0.00	0.00	0.00	0.00	4,972.75	0.00	0.00	0.00	0.00	050.009.39201:Wkg Trucks - Group	050.009.39201	050	050	009
01/2013	48,607.11	0.00	0.00	0.00	0.00	48,607.11	0.00	0.00	0.00	0.00	050.009.39202:Wkg Trailers - Group	050.009.39202	050	050	009
01/2013	213,510.35	46,994.61	0.00	0.00	(201.50)	225,217.90	11,707.55	0.00	0.00	0.00	050.009.39400:Tools Shop And Garage	050.009.39400	050	050	009
01/2013	(175,935.67)	3,716.28	0.00	0.00	0.00	(175,006.60)	929.07	0.00	0.00	0.00	050.009.39603:Ditchers - Group	050.009.39603	050	050	009
01/2013	(30,062.25)	4,342.12	0.00	0.00	0.00	(28,976.72)	1,065.53	0.00	0.00	0.00	050.009.39604:Backhoes - Group	050.009.39604	050	050	009
01/2013	12,480.98	2,299.82	0.00	0.00	0.00	13,055.86	574.98	0.00	0.00	0.00	050.009.39605:Welders - Group	050.009.39605	050	050	009
01/2013	(246,128.10)	6,933.30	(441.02)	0.00	0.00	(244,420.37)	1,707.73	0.00	0.00	0.00	050.009.39700:Communication Equipme	050.009.39700	050	050	009
01/2013	(22,087.21)	0.00	0.00	0.00	0.00	(22,087.21)	0.00	0.00	0.00	0.00	050.009.39701:Communication Equip.	050.009.39701	050	050	009
01/2013	(34,135.78)	0.00	0.00	0.00	0.00	(34,135.78)	0.00	0.00	0.00	0.00	050.009.39702:Communication Equip.	050.009.39702	050	050	009
01/2013	(130,068.49)	1,200.32	0.00	0.00	0.00	(129,766.41)	300.09	0.00	0.00	0.00	050.009.39705:Communication Equip.	050.009.39705	050	050	009
01/2013	1,090,500.40	46,391.38	(213,313.93)	0.00	(235.04)	1,101,889.68	11,389.29	0.00	0.00	0.00	050.009.39800:Miscellaneous Equipme	050.009.39800	050	050	009
01/2013	175,990.09	0.00	0.00	0.00	0.00	175,990.09	0.00	0.00	0.00	0.00	050.009.39901:Servers Hardware	050.009.39901	050	050	009
01/2013	105,763.36	0.00	(12,697.63)	0.00	0.00	108,763.36	0.00	0.00	0.00	0.00	050.009.39902:Servers Software	050.009.39902	050	050	009
01/2013	52,299.63	0.00	(459,464.83)	0.00	0.00	52,299.63	0.00	0.00	0.00	0.00	050.009.39903:Network Hardware	050.009.39903	050	050	009
01/2013	682,168.02	6,448.04	(847,532.20)	0.00	(429.78)	683,635.53	1,467.51	0.00	0.00	0.00	050.009.39906:Pc Hardware	050.009.39906	050	050	009
01/2013	13,852.84	0.00	(233,446.29)	0.00	0.00	13,842.84	0.00	0.00	0.00	0.00	050.009.39907:Pc Software	050.009.39907	050	050	009
01/2013	139,014.17	0.00	(272,695.67)	0.00	0.00	139,014.17	0.00	0.00	0.00	0.00	050.009.39908:Application Software	050.009.39908	050	050	009
01/2013	404,642.40	50,251.16	0.00	0.00	0.00	417,455.99	12,813.49	0.00	0.00	0.00	050.009.39000:Structure & Improv	050.009.39000	050	050	009
01/2013	8,329.72	0.00	0.00	0.00	0.00	8,329.72	0.00	0.00	0.00	0.00	050.009.30100:Organization Grp	050.009.30100	050	050	009
01/2013	119,852.69	0.00	0.00	0.00	0.00	119,852.69	0.00	0.00	0.00	0.00	050.009.30200:Franch & Consant Grp	050.009.30200	050	050	009
01/2013	750.75	46.20	0.00	0.00	0.00	762.30	11.55	0.00	0.00	0.00	050.009.32520:Producing Leaseholds	050.009.32520	050	050	009
01/2013	10,348.00	636.60	0.00	0.00	0.00	10,507.20	159.20	0.00	0.00	0.00	050.009.32540:Rights-Of-Way	050.009.32540	050	050	009
01/2013	3,492.47	0.00	0.00	0.00	0.00	3,492.47	0.00	0.00	0.00	0.00	050.009.33100:Producing Gas Wells -	050.009.33100	050	050	009
01/2013	47,162.67	0.00	0.00	0.00	0.00	47,162.67	0.00	0.00	0.00	0.00	050.009.33201:Field Lines	050.009.33201	050	050	009
01/2013	529,965.16	0.00	0.00	0.00	0.00	529,965.16	0.00	0.00	0.00	0.00	050.009.33202:Tributary Lines	050.009.33202	050	050	009
01/2013	169,625.47	0.00	0.00	0.00	0.00	169,625.47	0.00	0.00	0.00	0.00	050.009.33400:Field Measuring And R	050.009.33400	050	050	009
01/2013	12,641.85	777.96	0.00	0.00	0.00	12,836.34	194.49	0.00	0.00	0.00	050.009.33600:Purification Equipmen	050.009.33600	050	050	009
01/2013	4,681.58	0.00	0.00	0.00	0.00	4,681.58	0.00	0.00	0.00	0.00	050.009.35020:Rights-Of-Way	050.009.35020	050	050	009
01/2013	5,393.64	35.84	0.00	0.00	0.00	5,402.80	8.96	0.00	0.00	0.00	050.009.35100:Structures And Improv	050.009.35100	050	050	009
01/2013	120,406.50	306.52	0.00	0.00	0.00	120,483.13	76.63	0.00	0.00	0.00	050.009.35102:Compressor Station Eq	050.009.35102	050	050	009
01/2013	24,295.30	0.00	0.00	0.00	0.00	24,295.30	0.00	0.00	0.00	0.00	050.009.35103:Measuring And Reg. St	050.009.35103	050	050	009
01/2013	141,033.98	0.00	0.00	0.00	0.00	141,033.98	0.00	0.00	0.00	0.00	050.009.35104:Other Structures	050.009.35104	050	050	009
01/2013	475,848.32	22,962.04	0.00	0.00	0.00	481,389.36	5,741.04	0.00	0.00	0.00	050.009.35200:Rights Of Way	050.009.35200	050	050	009
01/2013	1,499,538.86	12,946.04	(167,596.81)	0.00	(64,482.10)	1,502,675.37	3,136.51	0.00	0.00	0.00	050.009.35201:Well Construction	050.009.35201	050	050	009
01/2013	571,805.19	4,112.96	0.00	0.00	0.00	572,833.43	1,028.24	0.00	0.00	0.00	050.009.35202:Well Equipment	050.009.35202	050	050	009
01/2013	218,492.30	13,445.68	0.00	0.00	0.00	221,853.72	3,361.42	0.00	0.00	0.00	050.009.35203:Cushion Gas Grp	050.009.35203	050	050	009
01/2013	178,819.35	0.00	0.00	0.00	0.00	178,819.35	0.00	0.00	0.00	0.00	050.009.35210:Storage Leaseholds An	050.009.35210	050	050	009
01/2013	53,284.51	80.12	0.00	0.00	0.00	53,304.54	20.03	0.00	0.00	0.00	050.009.35211:Storage Rights	050.009.35211	050	050	009
01/2013	187,421.92	0.00	0.00	0.00	0.00	187,421.92	0.00	0.00	0.00	0.00	050.009.35301:Storage Field Lines	050.009.35301	050	050	009
01/2013	219,531.12	0.00	0.00	0.00	0.00	219,531.12	0.00	0.00	0.00	0.00	050.009.35302:Storage Tributary Lin	050.009.35302	050	050	009
01/2013	375,331.30	1,846.88	0.00	0.00	0.00	375,793.02	461.72	0.00	0.00	0.00	050.009.35400:Compressor Station Eq	050.009.35400	050	050	009
01/2013	162,301.11	0.00	0.00	0.00	0.00	162,301.11	0.00	0.00	0.00	0.00	050.009.35600:Purification Equipmen	050.009.35600	050	050	009
01/2013	238,931.42	0.00	0.00	0.00	0.00	238,931.42	0.00	0.00	0.00	0.00	050.009.35500:Measuring and Regulat	050.009.35500	050	050	009
01/2013	15.84	0.00	0.00	0.00	0.00	15.84	0.00	0.00	0.00	0.00	050.009.36510:Land & Land Rights	050.009.36510	050	050	009
01/2013	414,821.83	4,772.76	0.00	0.00	0.00	416,015.02	1,193.19	0.00	0.00	0.00	050.009.36520:Rights-Of-Way	050.009.36520	050	050	009
01/2013	(2,812.72)	334.84	0.00	0.00	0.00	(2,729.01)	83.71	0.00	0.00	0.00	050.009.36602:Meas. & Reg. Sta. Str	050.009.36602	050	050	009
01/2013	58,954.19	415.64	0.00	0.00	0.00	59,058.10	103.91	0.00	0.00	0.00</					

month	PP Beginning Balance	YTD Provision	YTD Retirements	YTD Cor Proceeds	YTD Adj/Transfers	PP Ending Balance	Curr Provision	Curr Retirement	Curr Cor Proceeds	Curr Adj/Transfers	description3	Concatenate	BU1	BU	Division
01/2013	13,054.19	2,385.71	0.00	0.00	0.00	14,074.86	1,020.69	0.00	0.00	0.00	010.012.39910:CKV-Other Tang Equip	010.012.39910	010	010	012
01/2013	69,029.66	6,252.50	0.00	0.00	0.00	70,493.11	1,453.45	0.00	0.00	0.00	010.012.39916:CKV-Pc Hardware	010.012.39916	010	010	012
01/2013	19,039.42	2,487.36	0.00	0.00	0.00	19,583.33	513.91	0.00	0.00	0.00	010.012.39917:CKV-Pc Software	010.012.39917	010	010	012
01/2013											RWIP		050	050	091
01/2013	3,124.76	100.88	0.00	0.00	0.00	3,149.53	25.17	0.00	0.00	0.00	050.091.39300:Stores Equipment	050.091.39300	050	050	091
01/2013	76,993.22	0.00	0.00	0.00	0.00	76,993.22	0.00	0.00	0.00	0.00	050.091.39900:Other Tangible Equip	050.091.39900	050	050	091
01/2013	158,449.40	10,325.80	0.00	0.00	0.00	161,030.85	2,581.45	0.00	0.00	0.00	050.091.39901:Servers Hardware	050.091.39901	050	050	091
01/2013	240,506.78	0.00	(11,191.37)	0.00	0.00	240,506.78	0.00	0.00	0.00	0.00	050.091.39903:Network Hardware	050.091.39903	050	050	091
01/2013	481,765.25	0.00	(830,450.24)	0.00	0.00	481,765.25	0.00	0.00	0.00	0.00	050.091.39905:Pc Hardware	050.091.39905	050	050	091
01/2013	39,816.30	0.00	(88,815.18)	0.00	0.00	39,816.30	0.00	0.00	0.00	0.00	050.091.39907:Pc Software	050.091.39907	050	050	091
01/2013	11,517.21	0.00	0.00	0.00	0.00	11,517.21	0.00	0.00	0.00	0.00	050.091.39902:Servers Software	050.091.39902	050	050	091
01/2013	1,074,691.95	0.00	(707,722.30)	0.00	0.00	1,074,691.95	0.00	0.00	0.00	0.00	050.091.39908:Application Software	050.091.39908	050	050	091
01/2013	43,414.19	1,321.12	0.00	0.00	0.00	43,744.47	330.28	0.00	0.00	0.00	050.091.39001:Struc - Frame Grp	050.091.39001	050	050	091
01/2013	5,771.00	0.00	0.00	0.00	0.00	5,771.00	0.00	0.00	0.00	0.00	050.091.39004:Air Condit Equip Grp	050.091.39004	050	050	091
01/2013	49,085.02	0.00	0.00	0.00	0.00	49,085.02	0.00	0.00	0.00	0.00	050.091.39009:Improve - Leased Grp	050.091.39009	050	050	091
01/2013	7,657.82	0.00	0.00	0.00	0.00	7,657.82	0.00	0.00	0.00	0.00	050.091.39200:Transp Equip- Group	050.091.39200	050	050	091
01/2013	13,231.32	596.04	0.00	0.00	0.00	13,377.83	146.51	0.00	0.00	0.00	050.091.39600:Power Op Equip-Group	050.091.39600	050	050	091
01/2013	53,294.72	2,981.36	0.00	0.00	0.00	53,815.06	520.34	0.00	0.00	0.00	050.091.39400:Tools Shop And Garage	050.091.39400	050	050	091
01/2013	161,757.15	5,895.98	(91,931.23)	0.00	0.00	163,090.99	1,333.80	0.00	0.00	0.00	050.091.39700:Communication Equipme	050.091.39700	050	050	091
01/2013	376,162.42	17,007.88	(231.86)	0.00	0.00	380,414.03	4,251.61	0.00	0.00	0.00	050.091.39800:Miscellaneous Equipme	050.091.39800	050	050	091
01/2013	63,947.30	994.92	0.00	0.00	0.00	64,444.76	497.46	0.00	0.00	0.00	050.091.39100:Office Furniture And	050.091.39100	050	050	091
02/2013											RWIP		010	010	002
02/2013											RWIP		010	010	002
02/2013	6,963,899.38	144,089.67	0.00	0.00	0.00	7,015,992.72	33,094.34	0.00	0.00	0.00	010.002.39100:Office Furniture And	010.002.39100	010	010	002
02/2013	2,888.48	0.00	0.00	0.00	0.00	2,888.48	0.00	0.00	0.00	0.00	010.002.39103:Office Machines	010.002.39103	010	010	002
02/2013	904,011.82	70,301.51	0.00	0.00	0.00	918,719.61	12,707.79	0.00	0.00	0.00	010.002.39700:Communication Equipme	010.002.39700	010	010	002
02/2013	7,720,038.40	842,059.80	0.00	0.00	0.00	7,899,450.24	179,411.84	0.00	0.00	0.00	010.002.39901:Servers-Hardware	010.002.39901	010	010	002
02/2013	15,409.52	0.00	0.00	0.00	0.00	15,409.52	0.00	0.00	0.00	0.00	010.002.39905:Mainframe Hardware	010.002.39905	010	010	002
02/2013	6,742,228.74	208,078.25	0.00	0.00	0.00	3,776,446.74	36,218.00	0.00	0.00	0.00	010.002.39909:Improvements - Leased	010.002.39909	010	010	002
02/2013	61,642.97	5,444.78	0.00	0.00	0.00	63,267.84	1,624.87	0.00	0.00	0.00	010.002.39900:Other Tangible Equipm	010.002.39900	010	010	002
02/2013	2,727,475.72	807.92	0.00	0.00	0.00	2,727,535.05	159.33	0.00	0.00	0.00	010.002.39908:Mainframe Software	010.002.39908	010	010	002
02/2013	0.09	0.00	0.00	0.00	0.00	0.09	0.00	0.00	0.00	0.00	010.002.39924:Oth Tang Prop - Gen.	010.002.39924	010	010	002
02/2013	49,680.71	5,807.97	0.00	0.00	0.00	44,682.02	1,001.31	0.00	0.00	0.00	010.002.39200:Transportation Equipm	010.002.39200	010	010	002
02/2013	802.72	685.63	0.00	0.00	0.00	913.78	111.06	0.00	0.00	0.00	010.002.39000:Structure & Improv	010.002.39000	010	010	002
02/2013	2,136,158.14	308,697.79	0.00	0.00	0.00	2,194,090.75	57,932.51	0.00	0.00	0.00	010.002.39006:Structure & Improv	010.002.39006	010	010	002
02/2013	5,483.44	668.06	0.00	0.00	0.00	5,625.67	142.23	0.00	0.00	0.00	010.002.39104:Office Furn. & Equip	010.002.39104	010	010	002
02/2013	4,521,124.06	401,864.63	0.00	0.00	0.00	4,818,704.72	97,580.66	0.00	0.00	0.00	010.002.39902:Servers-Software	010.002.39902	010	010	002
02/2013	5,859.70	0.00	0.00	0.00	0.00	5,859.70	0.00	0.00	0.00	0.00	010.002.39102:Remittance Processing	010.002.39102	010	010	002
02/2013	36,692.79	8,367.93	0.00	0.00	0.00	39,319.65	1,626.89	0.00	0.00	0.00	010.002.39400:Tools Shop And Garage	010.002.39400	010	010	002
02/2013	1,887.79	957.96	0.00	0.00	0.00	2,068.86	201.09	0.00	0.00	0.00	010.002.39500:Laboratory Equipment	010.002.39500	010	010	002
02/2013	85,107.23	7,838.04	0.00	0.00	0.00	86,153.61	1,046.38	0.00	0.00	0.00	010.002.39800:Miscellaneous Equipme	010.002.39800	010	010	002
02/2013	60,076,723.21	3,212,266.53	(30,794.14)	0.00	(3,273.45)	60,046,475.00	569,751.79	0.00	0.00	0.00	010.002.39908:Application Software	010.002.39908	010	010	002
02/2013	2,355,197.98	101,053.11	(215,992.31)	0.00	(399.89)	2,377,994.05	22,796.10	0.00	0.00	0.00	010.002.39906:Pc Hardware	010.002.39906	010	010	002
02/2013	1,496,423.84	50,612.85	(361,587.48)	0.00	0.00	1,507,355.69	10,931.85	0.00	0.00	0.00	010.002.39907:Pc Software	010.002.39907	010	010	002
02/2013	1,897,925.79	148,570.82	(95,187.99)	0.00	0.00	1,926,977.49	29,051.70	0.00	0.00	0.00	010.002.39903:Network Hardware	010.002.39903	010	010	002
02/2013	17,152.41	0.00	0.00	0.00	0.00	17,152.41	0.00	0.00	0.00	0.00	010.002.39904:Mainframe Cpu	010.002.39904	010	010	002
02/2013	757.51	0.00	0.00	0.00	0.00	757.51	0.00	0.00	0.00	0.00	010.002.39900:Stores Equipment	010.002.39900	010	010	002
02/2013											RWIP		050	050	009
02/2013											RWIP		050	050	009
02/2013											RWIP		050	050	009
02/2013	(2.07)	(0.45)	0.00	0.00	0.00	(2.15)	(0.09)	0.00	0.00	0.00	040.009.38000:Services	040.009.38000	040	050	009
02/2013	0.07	0.00	0.00	0.00	0.00	0.07	0.00	0.00	0.00	0.00	040.009.37601:Mains - Steel	040.009.37601	040	050	009
02/2013	2.00	0.45	0.00	0.00	0.00	2.09	0.09	0.00	0.00	0.00	040.009.38200:Meter Installations	040.009.38200	040	050	009
02/2013	57,144.57	0.00	0.00	0.00	0.00	57,144.57	0.00	0.00	0.00	0.00	050.009.37400:Land & Land Right Grp	050.009.37400	050	050	009
02/2013	(7,250.38)	0.00	0.00	0.00	0.00	(7,250.38)	0.00	0.00	0.00	0.00	050.009.37401:Land	050.009.37401	050	050	009
02/2013	51,012.63	1,983.85	0.00	0.00	0.00	51,405.40	392.77	0.00	0.00	0.00	050.009.37402:Land Rights	050.009.37402	050	050	009
02/2013	68,701.13	4,454.47	0.00	0.00	0.00	89,592.02	890.89	0.00	0.00	0.00	050.009.37500:Structures & Improvem	050.009.37500	050	050	009
02/2013	94,354.89	1,344.95	0.00	0.00	0.00	94,823.88	268.99	0.00	0.00	0.00	050.009.37501:Struct. & Improv. - T	050.009.37501	050	050	009
02/2013	48,517.21	617.35	0.00	0.00	0.00	46,840.68	123.47	0.00	0.00	0.00	050.009.37502:Land Rights	050.009.37502	050	050	009
02/2013	942.31	93.10	0.00	0.00	0.00	962.93	10.62	0.00	0.00	0.00	050.009.37503:Improvements	050.009.37503	050	050	009
02/2013	2,050,938.22	104,858.70	(3,283.72)	0.00	(2,581.01)	2,071,985.56	21,049.82	0.00	7.52	0.00	050.009.37600:Mains - Cathodic Prot	050.009.37600	050	050	009
02/2013	42,228,274.45	801,527.57	(207,705.85)	0.00	(80,387.46)	42,339,489.35	160,223.05	(43,399.88)	(3,609.27)	0.00	050.009.37601:Mains - Steel	050.009.37601	050	050	009
02/2013	12,021,125.09	392,643.99	(97,107.50)	0.00	(43,234.32)	12,096,517.55	79,501.79	(4,097.46)	(111.85)	0.00	050.009.37602:Mains - Plastic	050.009.37602	050	050	009
02/2013	1,601,574.11	39,408.27	(3,121.37)	0.00	(7,190.15)	1,603,487.72	7,981.29	(564.37)	(5,523.31)	0.00	050.009.37800:Meas. And Reg. Sta. E	050.009.37800	050	050	009
02/2013	326,156.23	20,292.88	0.00	0.00	0.00	329,310.85	4,154.62	0.00	0.00	0.00	050.009.37900:Meas & Reg Station Eq	050.009.37900	050	050	009
02/2013	1,181,632.07	14,330.65	0.00	0.00	(700.16)	1,184,337.95	2,866.13	0.00	0.00	(160.25)	050.009.37905:Meas & Reg Sta Eq - C	050.009.37905	050	050	009
02/2013	43,954,039.85	1,668,823.78	(582,637.71)	(430,946.37)	0.00	44,079,204.99	338,773.34	(210,							

Reserves data

month	PP Beginning Balance	YTD Provision	YTD Retirements	YTD Cor Proceeds	YTD Adj/Transfers	PP Ending Balance	Curr Provision	Curr Retirement	Curr Cor Proceeds	Curr Adj/Transfers	description3	Concatenate	BU1	BU	ivision
02/2013	48,607.11	0.00	0.00	0.00	0.00	48,607.11	0.00	0.00	0.00	0.00	050.009.39202:Wkg Trailers - Group	050.009.39202	050	050	009
02/2013	225,217.90	58,491.39	0.00	(201.50)	0.00	237,014.68	11,786.76	0.00	0.00	0.00	050.009.39400:Tools Shop And Garage	050.009.39400	050	050	009
02/2013	(175,006.60)	4,845.35	0.00	0.00	0.00	(174,077.93)	929.07	0.00	0.00	0.00	050.009.39603:Ditchers - Group	050.009.39603	050	050	009
02/2013	(29,975.72)	5,427.65	0.00	0.00	0.00	(27,891.19)	1,085.53	0.00	0.00	0.00	050.009.39604:Backhoes - Group	050.009.39604	050	050	009
02/2013	13,055.96	2,874.90	0.00	0.00	0.00	13,830.84	574.96	0.00	0.00	0.00	050.009.39605:Welders - Group	050.009.39605	050	050	009
02/2013	(244,420.57)	8,541.03	(441.02)	0.00	0.00	(242,712.64)	1,707.73	0.00	0.00	0.00	050.009.39700:Communication Equipme	050.009.39700	050	050	009
02/2013	(22,087.21)	0.00	0.00	0.00	0.00	(22,087.21)	0.00	0.00	0.00	0.00	050.009.39701:Communication Equip.	050.009.39701	050	050	009
02/2013	(34,135.78)	0.00	0.00	0.00	0.00	(34,135.78)	0.00	0.00	0.00	0.00	050.009.39702:Communication Equip.	050.009.39702	050	050	009
02/2013	(129,766.41)	1,500.40	0.00	0.00	0.00	(129,466.33)	300.08	0.00	0.00	0.00	050.009.39705:Communication Equip.	050.009.39705	050	050	009
02/2013	1,101,889.68	57,780.66	(213,313.93)	(235.04)	0.00	1,113,278.96	11,389.28	0.00	0.00	0.00	050.009.39800:Miscellaneous Equipme	050.009.39800	050	050	009
02/2013	175,990.09	0.00	0.00	0.00	0.00	175,990.09	0.00	0.00	0.00	0.00	050.009.39901:Servers Hardware	050.009.39901	050	050	009
02/2013	105,763.36	0.00	(12,697.60)	0.00	0.00	105,763.36	0.00	0.00	0.00	0.00	050.009.39902:Servers Software	050.009.39902	050	050	009
02/2013	52,296.63	0.00	(459,434.83)	0.00	0.00	52,296.63	0.00	0.00	0.00	0.00	050.009.39903:Network Hardware	050.009.39903	050	050	009
02/2013	693,635.53	7,925.18	(1,057,743.39)	(1,834.75)	0.00	573,498.51	1,477.14	(110,211.19)	(1,404.97)	0.00	050.009.39906:Pc Hardware	050.009.39906	050	050	009
02/2013	13,882.84	0.00	(233,448.29)	0.00	0.00	13,882.84	0.00	0.00	0.00	0.00	050.009.39907:Pc Software	050.009.39907	050	050	009
02/2013	139,014.17	0.00	(272,695.67)	0.00	0.00	139,014.17	0.00	0.00	0.00	0.00	050.009.39908:Application Software	050.009.39908	050	050	009
02/2013	417,455.69	63,064.65	0.00	0.00	0.00	430,269.38	12,613.49	0.00	0.00	0.00	050.009.39909:Structure & Improv	050.009.39909	050	050	009
02/2013	8,329.72	0.00	0.00	0.00	0.00	8,329.72	0.00	0.00	0.00	0.00	050.009.30100:Organization Grp	050.009.30100	050	050	009
02/2013	118,852.69	0.00	0.00	0.00	0.00	119,852.69	0.00	0.00	0.00	0.00	050.009.30200:Franch & Consent Grp	050.009.30200	050	050	009
02/2013	762.33	57.75	0.00	0.00	0.00	773.85	11.55	0.00	0.00	0.00	050.009.32520:Producing Leaseholds	050.009.32520	050	050	009
02/2013	10,507.20	796.00	0.00	0.00	0.00	10,969.40	159.20	0.00	0.00	0.00	050.009.32540:Rights-Of-Way	050.009.32540	050	050	009
02/2013	3,492.47	0.00	0.00	0.00	0.00	3,492.47	0.00	0.00	0.00	0.00	050.009.33100:Producing Gas Wells -	050.009.33100	050	050	009
02/2013	47,162.67	0.00	0.00	0.00	0.00	47,162.67	0.00	0.00	0.00	0.00	050.009.33201:Field Lines	050.009.33201	050	050	009
02/2013	529,985.16	0.00	0.00	0.00	0.00	529,985.16	0.00	0.00	0.00	0.00	050.009.33202:Tributary Lines	050.009.33202	050	050	009
02/2013	169,625.47	0.00	0.00	0.00	0.00	169,625.47	0.00	0.00	0.00	0.00	050.009.33400:Field Measuring And R	050.009.33400	050	050	009
02/2013	12,836.34	972.45	0.00	0.00	0.00	13,039.83	194.49	0.00	0.00	0.00	050.009.33600:Purification Equipmen	050.009.33600	050	050	009
02/2013	4,681.58	0.00	0.00	0.00	0.00	4,681.58	0.00	0.00	0.00	0.00	050.009.35020:Rights-Of-Way	050.009.35020	050	050	009
02/2013	5,402.80	44.80	0.00	0.00	0.00	5,411.76	8.96	0.00	0.00	0.00	050.009.35100:Structures And Improv	050.009.35100	050	050	009
02/2013	126,483.13	383.15	0.00	0.00	0.00	120,589.75	76.83	0.00	0.00	0.00	050.009.35102:Compressor Station Eq	050.009.35102	050	050	009
02/2013	24,295.30	0.00	0.00	0.00	0.00	24,295.30	0.00	0.00	0.00	0.00	050.009.35103:Measuring And Reg. St	050.009.35103	050	050	009
02/2013	141,033.68	0.00	0.00	0.00	0.00	141,033.68	0.00	0.00	0.00	0.00	050.009.35104:Other Structures	050.009.35104	050	050	009
02/2013	481,389.36	28,703.08	0.00	0.00	0.00	487,130.40	5,741.04	0.00	0.00	0.00	050.009.35200:Rights Of Way	050.009.35200	050	050	009
02/2013	1,502,675.37	15,682.55	(167,596.81)	(64,482.10)	0.00	1,505,811.88	3,138.51	0.00	0.00	0.00	050.009.35201:Well Construction	050.009.35201	050	050	009
02/2013	572,833.49	5,141.20	0.00	0.00	0.00	573,881.67	1,028.24	0.00	0.00	0.00	050.009.35202:Well Equipment	050.009.35202	050	050	009
02/2013	221,853.72	16,807.10	0.00	0.00	0.00	225,215.14	3,361.42	0.00	0.00	0.00	050.009.35203:Cushion Gas Grp	050.009.35203	050	050	009
02/2013	178,619.35	0.00	0.00	0.00	0.00	178,619.35	0.00	0.00	0.00	0.00	050.009.35210:Storage Leaseholds An	050.009.35210	050	050	009
02/2013	59,204.54	100.15	0.00	0.00	0.00	59,324.57	20.03	0.00	0.00	0.00	050.009.35211:Storage Rights	050.009.35211	050	050	009
02/2013	187,421.92	0.00	0.00	0.00	0.00	187,421.92	0.00	0.00	0.00	0.00	050.009.35301:Storage Field Lines	050.009.35301	050	050	009
02/2013	219,931.12	0.00	0.00	0.00	0.00	219,931.12	0.00	0.00	0.00	0.00	050.009.35302:Storage Tributary Lin	050.009.35302	050	050	009
02/2013	575,793.02	2,308.80	0.00	0.00	0.00	576,254.74	461.72	0.00	0.00	0.00	050.009.35400:Compressor Station Eq	050.009.35400	050	050	009
02/2013	162,301.11	6.00	0.00	0.00	0.00	162,301.11	0.00	0.00	0.00	0.00	050.009.35600:Purification Equipmen	050.009.35600	050	050	009
02/2013	238,931.42	0.00	0.00	0.00	0.00	238,931.42	0.00	0.00	0.00	0.00	050.009.35500:Measuring and Regulat	050.009.35500	050	050	009
02/2013	15.94	0.00	0.00	0.00	0.00	15.94	0.00	0.00	0.00	0.00	050.009.36510:Land & Land Rights	050.009.36510	050	050	009
02/2013	416,015.02	5,965.95	0.00	0.00	0.00	417,208.21	1,193.19	0.00	0.00	0.00	050.009.36520:Rights-Of-Way	050.009.36520	050	050	009
02/2013	(2,729.01)	418.55	0.00	0.00	0.00	(2,645.30)	83.71	0.00	0.00	0.00	050.009.36602:Meas. & Reg. Sta. Str	050.009.36602	050	050	009
02/2013	59,058.10	519.55	0.00	0.00	0.00	59,162.01	103.91	0.00	0.00	0.00	050.009.36603:Other Structures	050.009.36603	050	050	009
02/2013	287,231.30	2,859.15	0.00	0.00	0.00	287,803.13	571.63	0.00	0.00	0.00	050.009.36700:Mains - Cathodic Prot	050.009.36700	050	050	009
02/2013	17,029,808.31	202,342.82	(326,438.51)	(2,362.59)	0.00	17,070,353.04	40,408.68	0.00	136.05	0.00	050.009.36701:Mains - Steel	050.009.36701	050	050	009
02/2013	229,724.46	9,584.50	0.00	0.00	0.00	230,437.36	712.90	0.00	0.00	0.00	050.009.36900:Measuring And Reg. St	050.009.36900	050	050	009
02/2013	1,757,784.47	14,039.10	(304.56)	(1,612.76)	0.00	1,756,979.14	2,607.43	0.00	(1,612.76)	0.00	050.009.36901:Measuring And Reg. St	050.009.36901	050	050	009
02/2013		(697,285.74)	0.00	0.00	0.00		(207,089.20)	0.00	0.00	0.00	RWIP	0501060009RWIP	050	050	009
02/2013		7,085.57	0.00	0.00	0.00		0.00	0.00	0.00	0.00	RWIP	0501060009RWIP-Recon	050	050	009
02/2013											RWIP		010	010	012
02/2013											RWIP		010	010	012
02/2013	3,290,639.87	114,670.07	0.00	0.00	0.00	3,307,812.49	17,173.62	0.00	0.00	0.00	010.012.36009:Improvements - Leased	010.012.36009	010	010	012
02/2013	105,265.22	15,617.08	0.00	0.00	0.00	106,948.55	3,983.33	0.00	0.00	0.00	010.012.39100:Office Furniture And	010.012.39100	010	010	012
02/2013	(6,276,312.57)	58,451.69	0.00	0.00	0.00	(6,265,169.60)	10,122.97	0.00	0.00	0.00	010.012.39700:Communication Equipme	010.012.39700	010	010	012
02/2013	232.23	182.72	0.00	0.00	0.00	252.30	20.07	0.00	0.00	0.00	010.012.39800:Miscellaneous Equipme	010.012.39800	010	010	012
02/2013	(1,030.78)	0.00	0.00	0.00	0.00	(1,030.78)	0.00	0.00	0.00	0.00	010.012.39900:Other Tangible Equipm	010.012.39900	010	010	012
02/2013	5,205,298.70	147,992.03	0.00	0.00	0.00	5,232,219.18	28,920.48	0.00	0.00	0.00	010.012.				

Reserves data

month	PP Beginning Balance	YTD Provision	YTD Retirements	YTD Cor Proceeds	YTD Adj/Transfers	PP Ending Balance	Curr Provision	Curr Retirement	Curr Cor Proceeds	Curr Adj/Transfers	description3	Concatenate	BU1	BU	Division
02/2013	43,744.47	1,651.40	0.00	0.00	0.00	44,374.75	330.29	0.00	0.00	0.00	050.091.39001:Struc - Frame Grp	050.091.39001	050	050	091
02/2013	5,771.00	0.00	0.00	0.00	0.00	5,771.00	0.00	0.00	0.00	0.00	050.091.39004:Air Condit Equip Grp	050.091.39004	050	050	091
02/2013	49,085.02	0.00	0.00	0.00	0.00	49,085.02	0.00	0.00	0.00	0.00	050.091.39009:Improve - Leased Grp	050.091.39009	050	050	091
02/2013	7,657.82	0.00	0.00	0.00	0.00	7,657.82	0.00	0.00	0.00	0.00	050.091.39200:Transp Equip- Group	050.091.39200	050	050	091
02/2013	13,377.83	732.55	0.00	0.00	0.00	13,524.34	146.51	0.00	0.00	0.00	050.091.39600:Power Op Equip-Group	050.091.39600	050	050	091
02/2013	53,815.05	2,601.70	0.00	0.00	0.00	54,335.40	520.34	0.00	0.00	0.00	050.091.39400:Tools Shop And Garage	050.091.39400	050	050	091
02/2013	163,090.99	7,229.78	(91,931.23)	0.00	0.00	164,424.79	1,333.80	0.00	0.00	0.00	050.091.39700:Communication Equipme	050.091.39700	050	050	091
02/2013	390,414.03	21,293.49	(231.66)	0.00	0.00	394,665.64	4,251.61	0.00	0.00	0.00	050.091.39800:Miscellaneous Equipme	050.091.39800	050	050	091
02/2013	64,444.76	1,365.33	0.00	0.00	(699.01)	63,917.16	370.41	0.00	0.00	(699.01)	050.091.39100:Office Furniture And	050.091.39100	050	050	091
03/2013											RWIP		010	010	002
03/2013											RWIP		010	010	002
03/2013	7,016,992.72	176,227.51	(294,031.90)	0.00	0.00	6,756,098.66	32,137.84	(294,031.90)	0.00	0.00	010.002.39100:Office Furniture And	010.002.39100	010	010	002
03/2013	2,888.46	0.00	0.00	0.00	0.00	2,888.46	0.00	0.00	0.00	0.00	010.002.39103:Office Machines	010.002.39103	010	010	002
03/2013	916,719.61	83,560.03	0.00	0.00	0.00	929,396.13	12,675.52	0.00	0.00	0.00	010.002.39700:Communication Equipme	010.002.39700	010	010	002
03/2013	7,899,450.24	1,019,940.46	0.00	0.00	0.00	8,077,330.90	177,880.56	0.00	0.00	0.00	010.002.39901:Servers-Hardware	010.002.39901	010	010	002
03/2013	15,409.52	0.00	0.00	0.00	0.00	15,409.52	0.00	0.00	0.00	0.00	010.002.39905:Mainframe Hardware	010.002.39905	010	010	002
03/2013	6,778,446.74	231,392.28	0.00	0.00	0.00	8,801,762.76	23,316.02	0.00	0.00	0.00	010.002.39009:Improvements - Leased	010.002.39009	010	010	002
03/2013	63,267.64	8,080.88	0.00	0.00	0.00	64,883.94	1,616.10	0.00	0.00	0.00	010.002.39900:Other Tangible Equipm	010.002.39900	010	010	002
03/2013	2,727,635.05	967.25	0.00	0.00	0.00	2,727,794.38	159.33	0.00	0.00	0.00	010.002.39908:Mainframe Software	010.002.39908	010	010	002
03/2013	0.08	0.00	0.00	0.00	0.00	0.08	0.00	0.00	0.00	0.00	010.002.39924:Oth Tang Prop - Gen.	010.002.39924	010	010	002
03/2013	44,682.02	7,796.96	0.00	0.00	0.00	45,661.01	978.99	0.00	0.00	0.00	010.002.39200:Transportation Equipm	010.002.39200	010	010	002
03/2013	913.78	795.63	0.00	0.00	0.00	1,023.78	110.00	0.00	0.00	0.00	010.002.39000:Structure & Improv	010.002.39000	010	010	002
03/2013	2,194,090.75	356,574.54	0.00	0.00	0.00	2,251,967.80	57,876.75	0.00	0.00	0.00	010.002.39005:Structure & Improv	010.002.39005	010	010	002
03/2013	5,525.67	808.95	0.00	0.00	0.00	5,767.56	141.89	0.00	0.00	0.00	010.002.39104:Office Furn. & Equip	010.002.39104	010	010	002
03/2013	4,618,704.72	498,228.08	0.00	0.00	0.00	4,715,065.17	96,353.45	0.00	0.00	0.00	010.002.39902:Servers-Software	010.002.39902	010	010	002
03/2013	5,559.70	0.00	0.00	0.00	0.00	5,559.70	0.00	0.00	0.00	0.00	010.002.39102:Remittance Processing	010.002.39102	010	010	002
03/2013	38,319.68	10,012.49	0.00	0.00	0.00	39,944.15	1,624.47	0.00	0.00	0.00	010.002.39400:Tools Shop And Garage	010.002.39400	010	010	002
03/2013	2,088.88	1,159.72	0.00	0.00	0.00	2,290.04	201.16	0.00	0.00	0.00	010.002.39500:Laboratory Equipment	010.002.39500	010	010	002
03/2013	86,153.61	8,873.02	0.00	0.00	0.00	87,188.59	1,034.98	0.00	0.00	0.00	010.002.39800:Miscellaneous Equipme	010.002.39800	010	010	002
03/2013	60,646,475.00	3,751,533.75	(30,794.14)	0.00	(3,273.46)	61,215,742.22	569,267.22	0.00	0.00	0.00	010.002.39903:Application Software	010.002.39903	010	010	002
03/2013	2,377,994.08	123,669.58	(215,892.31)	0.00	(399.89)	2,400,610.55	22,616.47	0.00	0.00	0.00	010.002.39906:Pc Hardware	010.002.39906	010	010	002
03/2013	1,507,355.69	61,219.39	(361,587.48)	0.00	0.00	1,517,962.23	10,606.54	0.00	0.00	0.00	010.002.39907:Pc Software	010.002.39907	010	010	002
03/2013	1,926,977.49	177,340.64	(96,187.99)	0.00	0.00	1,856,747.51	28,770.02	0.00	0.00	0.00	010.002.39903:Network Hardware	010.002.39903	010	010	002
03/2013	17,152.41	0.00	0.00	0.00	0.00	17,152.41	0.00	0.00	0.00	0.00	010.002.39904:Mainframe Cpu	010.002.39904	010	010	002
03/2013	757.51	0.00	0.00	0.00	0.00	757.51	0.00	0.00	0.00	0.00	010.002.39300:Stores Equipment	010.002.39300	010	010	002
03/2013											RWIP		050	050	009
03/2013											RWIP		050	050	009
03/2013											RWIP		050	050	009
03/2013	(2.16)	(0.54)	0.00	0.00	0.00	(2.25)	(0.09)	0.00	0.00	0.00	040.009.38000:Services	040.009.38000	040	050	009
03/2013	0.07	0.00	0.00	0.00	0.00	0.07	0.00	0.00	0.00	0.00	040.009.37601:Mains - Steel	040.009.37601	040	050	009
03/2013	2.09	0.54	0.00	0.00	0.00	2.18	0.09	0.00	0.00	0.00	040.009.38200:Meter Installations	040.009.38200	040	050	009
03/2013	57,144.57	0.00	0.00	0.00	0.00	57,144.57	0.00	0.00	0.00	0.00	050.009.37400:Land & Land Right Grp	050.009.37400	050	050	009
03/2013	(7,250.38)	0.00	0.00	0.00	0.00	(7,250.38)	0.00	0.00	0.00	0.00	050.009.37401:Land	050.009.37401	050	050	009
03/2013	51,405.40	2,356.62	0.00	0.00	0.00	51,798.17	392.77	0.00	0.00	0.00	050.009.37402:Land Rights	050.009.37402	050	050	009
03/2013	89,592.02	5,345.36	0.00	0.00	0.00	90,482.91	890.89	0.00	0.00	0.00	050.009.37500:Structures & Improvem	050.009.37500	050	050	009
03/2013	84,623.88	1,613.94	0.00	0.00	0.00	84,892.87	268.99	0.00	0.00	0.00	050.009.37501:Struct. & Improv. - T	050.009.37501	050	050	009
03/2013	46,640.68	740.82	0.00	0.00	0.00	46,764.15	123.47	0.00	0.00	0.00	050.009.37502:Land Rights	050.009.37502	050	050	009
03/2013	952.93	63.72	0.00	0.00	0.00	963.55	10.82	0.00	0.00	0.00	050.009.37503:Improvements	050.009.37503	050	050	009
03/2013	2,071,995.58	125,968.23	(3,283.72)	0.00	(2,589.08)	2,099,099.02	21,111.53	0.00	0.00	(8.07)	050.009.37600:Mains - Catholic Prot	050.009.37600	050	050	009
03/2013	42,339,488.35	961,989.28	(104,546.18)	0.00	(104,127.35)	42,473,349.86	160,461.71	(2,940.31)	(23,759.89)	0.00	050.009.37601:Mains - Steel	050.009.37601	050	050	009
03/2013	12,096,517.55	472,390.81	(97,497.04)	0.00	(81,664.41)	12,137,444.75	79,746.83	(389.54)	(38,430.09)	0.00	050.009.37602:Mains - Plastic	050.009.37602	050	050	009
03/2013	1,603,467.72	47,387.65	(3,316.67)	0.00	(9,837.62)	1,609,606.33	7,981.38	(195.30)	(2,647.47)	0.00	050.009.37800:Meas. And Reg. Sta. E	050.009.37800	050	050	009
03/2013	329,310.85	24,417.48	0.00	0.00	0.00	333,525.45	4,214.60	0.00	0.00	0.00	050.009.37900:Meas & Reg Station Eq	050.009.37900	050	050	009
03/2013	1,164,337.95	17,196.78	(700.16)	0.00	0.00	1,187,204.08	2,866.13	0.00	0.00	0.00	050.009.37905:Meas & Reg Sta Eq - C	050.009.37905	050	050	009
03/2013	44,079,204.99	2,005,781.56	(644,129.01)	0.00	(778,403.66)	44,007,514.16	336,957.78	(61,191.30)	(347,457.29)	0.00	050.009.38000:Services	050.009.38000	050	050	009
03/2013	8,762,295.98	725,976.07	0.00	0.00	0.00	6,886,740.41	124,444.43	0.00	0.00	0.00	050.009.38100:Meters	050.009.38100	050	050	009
03/2013	7,773,520.65	1,117,895.18	(134,600.55)	0.00	0.00	7,990,227.93	168,707.28	0.00	0.00	0.00	050.009.38200:Meter Installations	050.009.38200	050	050	009
03/2013	2,957,804.11	100,560.27	0.00	0.00	0.00	2,974,636.37	16,832.26	0.00	0.00	0.00	050.009.38300:House Regulators	050.009.38300	050	050	009
03/2013	118,556.22	1,558.20	0.00	0.00	0.00	118,815.92	259.70	0.00	0.00	0.00	050.009.38400:House Regulator Insta	050.009.38400	050	050	009
03/2013	2,729,502.63	65,246.04	0.00	0.00	0.00	2,740,402.33	10,899.70	0.00	0.00	0.00	050.009.38500:Industrial Measuring	050.009.38500	050	050	009
03/2013	25,654.04	0.00	0.00	0.00	0.00	25,654.04	0.00	0.00	0.00	0.00	050.009.38900:Land & Land Rights	050.009.38900	050	050	009
03/2013	170,174.32	0.00	0.00	0.00	0.00	170,174.32	0.00	0.00	0.00	0.00	050.009.39002:Structure-Brick Grp	050.009.39002	050	050	009
03/2013	470,701.85	35,924.82	0.00	0.00	0.00	476,689.35	5,987.47	0.00	0.00	0.00	050.009.38003:Improvements Grp	050.009.38003	050	050	009
03/2013	7,480.40	0.00	0.00	0.00	0.00	7,480.40	0.00	0.00	0.00	0.00	050.009.39004:Air Condition Eq Grp	050.009.39004	050	050	009
03/2013	1,227,536.82	15,096.66	0.00	0.00	0.00	1,230,052.93	2,516.11	0.00	0.00	0.00	050.009.39009:Improvement-Leased Grp	050.009.39009	050	050	009
03/2013	168,630.69	45,191.52	(3,835.95)	0.00	(134.23)	172,312.48	7,517.								



Reserves data

month	PP Beginning Balance	YTD Provision	YTD Retirements	YTD Cor Proceeds	YTD Adj/Transfers	PP Ending Balance	Curr Provision	Curr Retirement	Curr Cor Proceeds	Curr Adj/Transfers	description3	Concatenate	BU1	BU	ivision
03/2013	52,296.83	0.00	(459,484.83)	0.00	0.00	52,296.83	0.00	0.00	0.00	0.00	050.009.39903:Network Hardware	050.009.39903	050	050	009
03/2013	573,485.51	9,402.34	(1,057,743.39)	(1,794.06)	0.00	575,014.36	1,477.16	0.00	40.69	0.00	050.009.39906:Pc Hardware	050.009.39906	050	050	009
03/2013	13,882.84	0.00	(233,448.29)	0.00	0.00	13,882.84	0.00	0.00	0.00	0.00	050.009.39907:Pc Software	050.009.39907	050	050	009
03/2013	139,014.17	0.00	(272,695.67)	0.00	0.00	139,014.17	0.00	0.00	0.00	0.00	050.009.39908:Application Software	050.009.39908	050	050	009
03/2013	430,269.38	75,842.28	(5,256.31)	(829.53)	0.00	436,961.15	12,777.51	(5,256.31)	(829.53)	0.00	050.009.39900:Structure & Improv	050.009.39900	050	050	009
03/2013	8,329.72	0.00	0.00	0.00	0.00	8,329.72	0.00	0.00	0.00	0.00	050.009.30100:Organization Grp	050.009.30100	050	050	009
03/2013	119,852.69	0.00	0.00	0.00	0.00	119,852.69	0.00	0.00	0.00	0.00	050.009.30200:Franch & Consent Grp	050.009.30200	050	050	009
03/2013	773.85	89.30	0.00	0.00	0.00	785.40	11.55	0.00	0.00	0.00	050.009.32500:Producing Leaseholds	050.009.32500	050	050	009
03/2013	10,666.40	955.20	0.00	0.00	0.00	10,825.60	159.20	0.00	0.00	0.00	050.009.32540:Rights-Of-Way	050.009.32540	050	050	009
03/2013	3,492.47	0.00	0.00	0.00	0.00	3,492.47	0.00	0.00	0.00	0.00	050.009.33100:Producing Gas Wells -	050.009.33100	050	050	009
03/2013	47,162.67	0.00	0.00	0.00	0.00	47,162.67	0.00	0.00	0.00	0.00	050.009.33201:Field Lines	050.009.33201	050	050	009
03/2013	529,956.16	0.00	0.00	0.00	0.00	529,956.16	0.00	0.00	0.00	0.00	050.009.33202:Tributary Lines	050.009.33202	050	050	009
03/2013	189,625.47	0.00	0.00	0.00	0.00	189,625.47	0.00	0.00	0.00	0.00	050.009.33400:Field Measuring And R	050.009.33400	050	050	009
03/2013	13,030.83	1,166.94	0.00	0.00	0.00	13,225.32	184.49	0.00	0.00	0.00	050.009.33800:Purification Equipmen	050.009.33800	050	050	009
03/2013	4,681.58	0.00	0.00	0.00	0.00	4,681.58	0.00	0.00	0.00	0.00	050.009.35000:Rights-Of-Way	050.009.35000	050	050	009
03/2013	5,411.76	53.76	0.00	0.00	0.00	5,420.72	8.96	0.00	0.00	0.00	050.009.35100:Structures And Improv	050.009.35100	050	050	009
03/2013	120,559.76	459.78	0.00	0.00	0.00	120,536.39	76.63	0.00	0.00	0.00	050.009.35102:Compressor Station Eq	050.009.35102	050	050	009
03/2013	24,295.30	0.00	0.00	0.00	0.00	24,295.30	0.00	0.00	0.00	0.00	050.009.35103:Measuring And Reg. St	050.009.35103	050	050	009
03/2013	141,033.98	0.00	0.00	0.00	0.00	141,033.98	0.00	0.00	0.00	0.00	050.009.35104:Other Structures	050.009.35104	050	050	009
03/2013	487,130.40	34,444.12	0.00	0.00	0.00	492,871.44	5,741.04	0.00	0.00	0.00	050.009.35200:Rights Of Way	050.009.35200	050	050	009
03/2013	1,505,811.88	18,819.06	(167,599.81)	(79,709.54)	0.00	1,493,720.95	3,136.51	0.00	(15,227.44)	0.00	050.009.35201:Well Construction	050.009.35201	050	050	009
03/2013	573,881.67	5,169.44	0.00	(6,060.30)	0.00	568,829.81	1,028.24	0.00	(6,080.30)	0.00	050.009.35202:Well Equipment	050.009.35202	050	050	009
03/2013	225,215.14	20,189.52	0.00	0.00	0.00	228,576.95	3,361.42	0.00	0.00	0.00	050.009.35203:Cushion Gas Grp	050.009.35203	050	050	009
03/2013	178,619.35	0.00	0.00	0.00	0.00	178,619.35	0.00	0.00	0.00	0.00	050.009.35210:Storage Leaseholds An	050.009.35210	050	050	009
03/2013	53,324.57	120.18	0.00	0.00	0.00	53,344.80	20.03	0.00	0.00	0.00	050.009.35211:Storage Rights	050.009.35211	050	050	009
03/2013	187,421.92	9.56	0.00	(15,227.00)	0.00	172,204.48	9.56	0.00	(15,227.00)	0.00	050.009.35301:Storage Field Lines	050.009.35301	050	050	009
03/2013	219,931.12	0.00	0.00	0.00	0.00	219,931.12	0.00	0.00	0.00	0.00	050.009.35302:Storage Tributary Lin	050.009.35302	050	050	009
03/2013	376,254.74	2,770.32	0.00	0.00	0.00	376,716.46	461.72	0.00	0.00	0.00	050.009.35400:Compressor Station Eq	050.009.35400	050	050	009
03/2013	162,301.11	0.00	0.00	0.00	0.00	162,301.11	0.00	0.00	0.00	0.00	050.009.35600:Purification Equipmen	050.009.35600	050	050	009
03/2013	238,931.42	0.00	0.00	0.00	0.00	238,931.42	0.00	0.00	0.00	0.00	050.009.35500:Measuring and Regulat	050.009.35500	050	050	009
03/2013	15.94	0.00	0.00	0.00	0.00	15.94	0.00	0.00	0.00	0.00	050.009.36510:Land & Land Rights	050.009.36510	050	050	009
03/2013	417,208.21	7,159.14	0.00	0.00	0.00	418,401.40	1,183.19	0.00	0.00	0.00	050.009.36520:Rights-Of-Way	050.009.36520	050	050	009
03/2013	(2,945.30)	502.26	0.00	0.00	0.00	(2,561.59)	83.71	0.00	0.00	0.00	050.009.36602:Meas. & Reg. Sta. Str	050.009.36602	050	050	009
03/2013	59,162.01	623.46	0.00	0.00	0.00	59,255.92	103.91	0.00	0.00	0.00	050.009.36603:Other Structures	050.009.36603	050	050	009
03/2013	287,803.13	3,430.98	0.00	0.00	0.00	288,374.96	571.83	0.00	0.00	0.00	050.009.36700:Mains - Cathodic Prot	050.009.36700	050	050	009
03/2013	17,070,353.04	242,751.50	(325,438.51)	(42,582.05)	0.00	17,070,662.06	40,406.68	0.00	(40,199.66)	0.00	050.009.36701:Mains - Steel	050.009.36701	050	050	009
03/2013	230,437.36	4,277.40	0.00	0.00	0.00	231,150.25	712.90	0.00	0.00	0.00	050.009.36900:Measuring And Reg. St	050.009.36900	050	050	009
03/2013	1,758,579.14	16,846.53	(804.56)	(1,612.76)	0.00	1,761,766.57	2,807.43	0.00	0.00	0.00	050.009.36901:Measuring And Reg. St	050.009.36901	050	050	009
03/2013		(379,505.07)	0.00	0.00	0.00		317,780.67	0.00	0.00	0.00	RWIP	0501080009RWIP	050	050	009
03/2013		7,085.57	0.00	0.00	0.00		0.00	0.00	0.00	0.00	RWIP	0501080009RWIP-Recon	050	050	009
03/2013											RWIP		010	010	012
03/2013											RWIP		010	010	012
03/2013	3,307,812.49	131,872.53	0.00	0.00	0.00	3,324,714.55	16,902.46	0.00	0.00	0.00	010.012.39008:Improvements - Leased	010.012.39008	010	010	012
03/2013	108,846.55	19,274.29	0.00	0.00	0.00	112,605.76	3,657.21	0.00	0.00	0.00	010.012.39100:Office Furniture And	010.012.39100	010	010	012
03/2013	(6,255,189.60)	68,516.29	0.00	0.00	0.00	(6,255,122.99)	10,066.61	0.00	0.00	0.00	010.012.39700:Communication Equipme	010.012.39700	010	010	012
03/2013	252.30	202.16	0.00	0.00	0.00	271.74	19.44	0.00	0.00	0.00	010.012.39800:Miscellaneous Equipme	010.012.39800	010	010	012
03/2013	(1,030.78)	0.00	0.00	0.00	0.00	(1,030.78)	0.00	0.00	0.00	0.00	010.012.39900:Other Tangible Equipm	010.012.39900	010	010	012
03/2013	5,232,219.18	186,484.13	0.00	0.00	0.00	5,270,711.26	36,492.10	0.00	0.00	0.00	010.012.39901:Servers-Hardware	010.012.39901	010	010	012
03/2013	1,683,068.38	88,090.62	0.00	0.00	0.00	1,981,529.10	18,480.72	0.00	0.00	0.00	010.012.39902:Servers-Software	010.012.39902	010	010	012
03/2013	(32,959.80)	19,760.11	0.00	0.00	0.00	(29,810.49)	3,189.31	0.00	0.00	0.00	010.012.39903:Network Hardware	010.012.39903	010	010	012
03/2013	(192,183.77)	19,428.20	0.00	0.00	399.89	(157,346.16)	4,837.59	0.00	0.00	0.00	010.012.39906:Pc Hardware	010.012.39906	010	010	012
03/2013	226,336.80	15,523.19	0.00	0.00	0.00	228,696.94	2,360.14	0.00	0.00	0.00	010.012.39907:Pc Software	010.012.39907	010	010	012
03/2013	86,846,202.82	3,559,739.59	(92,354.70)	0.00	3,273.46	87,323,639.50	477,436.68	0.00	0.00	0.00	010.012.39908:Application Software	010.012.39908	010	010	012
03/2013	23,173,684.42	14,675.00	(9,348.53)	0.00	0.00	23,173,664.42	0.00	0.00	0.00	0.00	010.012.39924:Oth Tang Prop - Gen.	010.012.39924	010	010	012
03/2013	2,017,409.81	362,607.79	0.00	0.00	0.00	2,060,466.14	43,066.33	0.00	0.00	0.00	010.012.39900:Structure & Improv	010.012.39900	010	010	012
03/2013	2,096,207.62	306,531.03	0.00	0.00	0.00	2,126,886.67	39,579.25	0.00	0.00	0.00	010.012.39010:CKV-Struct & Improv	010.012.39010	010	010	012
03/2013	54,429.81	9,283.34	0.00	0.00	0.00	55,708.31	1,276.50	0.00	0.00	0.00	010.012.39710:CKV-Commun Equip	010.012.39710	010	010	012
03/2013	15,109.69	4,451.29	0.00	0.00	0.00	16,140.46	1,031.77	0.00	0.00	0.00	010.012.39910:CKV-Other Tang Equip	010.012.39910	010	010	012
03/2013	71,956.56	11,172.75	0.00	0.00	0.00	73,413.36	1,456.80	0.00	0.00	0.00	010.012.39916:CKV-Pc Hardware	010.012.39916	010	010	012
03/2013	20,067.24														



Reserves data

month	PP Beginning Balance	YTD Provision	YTD Retirements	YTD Cor Proceeds	YTD Adj/Transfers	PP Ending Balance	Curr Provision	Curr Retirement	Curr Cor Proceeds	Curr Adj/Transfers	description3	Concatenate	BU1	BU	ivisor
09/2012	1.55	1.08	0.00	0.00	0.00	1.64	0.09	0.00	0.00	0.00	040.009.38200:Meter Installations	040.009.38200	040	050	009
09/2012	57,144.57	0.00	0.00	0.00	0.00	57,144.57	0.00	0.00	0.00	0.00	050.009.37400:Land & Land Right Grp	050.009.37400	050	050	009
09/2012	(7,250.36)	0.00	0.00	0.00	0.00	(7,250.36)	0.00	0.00	0.00	0.00	050.009.37401:Land	050.009.37401	050	050	009
09/2012	49,048.76	4,713.24	0.00	0.00	0.00	49,441.65	382.77	0.00	0.00	0.00	050.009.37402:Land Rights	050.009.37402	050	050	009
09/2012	84,136.32	10,559.02	0.00	0.00	0.00	95,137.65	1,001.23	0.00	0.00	0.00	050.009.37500:Structures & Improvem	050.009.37500	050	050	009
09/2012	93,009.94	3,227.98	0.00	0.00	0.00	83,278.63	266.99	0.00	0.00	0.00	050.009.37501:Struct. & Improv. - T	050.009.37501	050	050	009
09/2012	45,899.86	1,481.64	0.00	0.00	0.00	46,023.33	123.47	0.00	0.00	0.00	050.009.37502:Land Rights	050.009.37502	050	050	009
09/2012	889.21	127.44	0.00	0.00	0.00	899.83	10.62	0.00	0.00	0.00	050.009.37503:Improvements	050.009.37503	050	050	009
09/2012	1,992,494.40	252,224.28	(697,633.25)	(24,624.56)	0.00	1,973,003.89	20,766.37	(35,118.49)	(5,140.89)	0.00	050.009.37600:Mains - Cathodic Prot	050.009.37600	050	050	009
09/2012	42,221,265.39	1,795,408.72	(1,204,856.02)	(186,641.83)	0.00	41,826,034.09	176,644.87	(520,135.38)	(51,740.79)	0.00	050.009.37601:Mains - Steel	050.009.37601	050	050	009
09/2012	11,878,102.91	861,131.39	(152,150.97)	(119,495.89)	0.00	11,844,215.99	106,447.89	(109,235.28)	(31,100.13)	0.00	050.009.37602:Mains - Plastic	050.009.37602	050	050	009
09/2012	1,576,131.74	91,406.85	(18,827.80)	(2,730.58)	0.00	1,574,372.97	8,919.44	(9,437.00)	(1,241.21)	0.00	050.009.37800:Meas. And Reg. Sta. E	050.009.37800	050	050	009
09/2012	304,250.38	46,563.65	0.00	7.46	0.00	308,107.97	4,857.59	0.00	0.00	0.00	050.009.37900:Meas & Reg Station Eq	050.009.37900	050	050	009
09/2012	1,179,945.31	34,511.50	(9,716.15)	(2,478.88)	0.00	1,170,707.45	2,769.32	(9,476.31)	(2,530.86)	0.00	050.009.37905:Meas & Reg Sta Eq - C	050.009.37905	050	050	009
09/2012	43,624,964.36	3,897,850.65	(2,769,516.67)	(1,345,462.43)	0.00	43,424,265.29	340,756.00	(221,922.61)	(319,532.46)	0.00	050.009.38000:Services	050.009.38000	050	050	009
09/2012	6,031,828.51	1,329,555.44	(303,636.12)	(186,922.64)	0.00	6,190,784.34	128,936.83	0.00	0.00	0.00	050.009.38100:Meters	050.009.38100	050	050	009
09/2012	6,674,988.16	2,197,165.22	(583,219.78)	(314,535.00)	0.00	6,977,133.30	168,348.99	(28,731.33)	(57,472.52)	0.00	050.009.38200:Meter Installations	050.009.38200	050	050	009
09/2012	2,657,265.07	165,894.63	(7,277.76)	(153,966.41)	0.00	2,874,076.10	16,791.03	0.00	0.00	0.00	050.009.38300:House Regulators	050.009.38300	050	050	009
09/2012	116,998.02	3,116.40	0.00	0.00	0.00	117,267.72	259.70	0.00	0.00	0.00	050.009.38400:House Regulator Insta	050.009.38400	050	050	009
09/2012	2,677,150.80	129,401.55	(6,250.67)	(6,610.76)	0.00	2,875,196.29	10,866.82	(6,250.67)	(6,610.76)	0.00	050.009.38500:Industrial Measuring	050.009.38500	050	050	009
09/2012	25,654.04	0.00	0.00	0.00	0.00	25,654.04	0.00	0.00	0.00	0.00	050.009.38900:Land & Land Rights	050.009.38900	050	050	009
09/2012	169,694.05	15,716.69	0.00	0.00	0.00	170,174.32	480.27	0.00	0.00	0.00	050.009.39002:Structure-Brick Grp	050.009.39002	050	050	009
09/2012	434,777.06	71,849.64	0.00	0.00	0.00	440,754.53	5,987.47	0.00	0.00	0.00	050.009.39003:Improvements Grp	050.009.39003	050	050	009
09/2012	7,490.40	129.56	0.00	0.00	0.00	7,480.40	0.00	0.00	0.00	0.00	050.009.39004:Air Condition Eq Grp	050.009.39004	050	050	009
09/2012	1,212,440.16	30,193.32	0.00	0.00	0.00	1,214,956.27	2,516.11	0.00	0.00	0.00	050.009.39008:Improvement-Leased Grp	050.009.39008	050	050	009
09/2012	125,327.75	83,054.89	(22,501.95)	0.00	0.00	131,091.12	8,452.27	(2,688.90)	0.00	0.00	050.009.39100:Office Furniture And	050.009.39100	050	050	009
09/2012	(107,598.31)	0.00	0.00	0.00	0.00	(107,598.31)	0.00	0.00	0.00	0.00	050.009.39103:Office Machines	050.009.39103	050	050	009
09/2012	225,802.66	235,436.12	0.00	0.00	0.00	245,505.67	19,703.01	0.00	0.00	0.00	050.009.39200:Transp Equip-Group	050.009.39200	050	050	009
09/2012	4,972.75	0.00	0.00	0.00	0.00	4,972.75	0.00	0.00	0.00	0.00	050.009.39201:Wkg Trucks - Group	050.009.39201	050	050	009
09/2012	46,607.54	0.00	(1,504.94)	(104.96)	0.00	46,607.11	0.00	0.00	(3.43)	0.00	050.009.39202:Wkg Trailers - Group	050.009.39202	050	050	009
09/2012	157,963.22	135,523.52	(105,303.90)	29,235.59	0.00	178,734.79	12,774.54	(11,373.41)	19,370.44	0.00	050.009.39400:Tools Shop And Garage	050.009.39400	050	050	009
09/2012	(179,211.86)	16,430.00	(50,977.78)	0.00	0.00	(178,722.88)	486.98	0.00	0.00	0.00	050.009.39603:Ditchers - Group	050.009.39603	050	050	009
09/2012	(34,404.37)	13,026.36	0.00	0.00	0.00	(33,318.64)	1,085.53	0.00	0.00	0.00	050.009.39604:Backhoes - Group	050.009.39604	050	050	009
09/2012	10,303.75	5,983.14	(4,978.01)	0.00	0.00	10,755.04	452.29	0.00	0.00	0.00	050.009.39605:Welders - Group	050.009.39605	050	050	009
09/2012	(252,521.57)	20,507.04	0.00	0.00	0.00	(250,512.65)	1,706.92	0.00	0.00	0.00	050.009.39700:Communication Equipme	050.009.39700	050	050	009
09/2012	(22,087.21)	0.00	0.00	0.00	0.00	(22,087.21)	0.00	0.00	0.00	0.00	050.009.39701:Communication Equip.	050.009.39701	050	050	009
09/2012	(34,135.76)	0.00	0.00	0.00	0.00	(34,135.76)	0.00	0.00	0.00	0.00	050.009.39702:Communication Equip.	050.009.39702	050	050	009
09/2012	(131,268.81)	3,800.96	0.00	0.00	0.00	(130,966.73)	300.05	0.00	0.00	0.00	050.009.39705:Communication Equip.	050.009.39705	050	050	009
09/2012	1,367,335.86	141,830.07	(131,527.69)	(562.83)	0.00	1,269,047.27	11,549.73	(109,838.32)	0.00	0.00	050.009.39800:Miscellaneous Equipme	050.009.39800	050	050	009
09/2012	175,990.09	0.00	0.00	0.00	0.00	175,990.09	0.00	0.00	0.00	0.00	050.009.39901:Servers Hardware	050.009.39901	050	050	009
09/2012	118,460.96	0.00	0.00	0.00	0.00	118,460.96	0.00	0.00	0.00	0.00	050.009.39902:Servers Software	050.009.39902	050	050	009
09/2012	511,781.46	0.00	0.00	0.00	0.00	511,781.46	0.00	0.00	0.00	0.00	050.009.39903:Network Hardware	050.009.39903	050	050	009
09/2012	2,023,591.91	20,870.41	(389,769.11)	0.00	0.00	1,825,149.47	1,326.67	(389,769.11)	0.00	0.00	050.009.39906:Pc Hardware	050.009.39906	050	050	009
09/2012	247,331.13	0.00	0.00	0.00	0.00	247,331.13	0.00	0.00	0.00	0.00	050.009.39907:Pc Software	050.009.39907	050	050	009
09/2012	411,709.84	54,824.11	0.00	0.00	0.00	411,709.84	0.00	0.00	0.00	0.00	050.009.39908:Application Software	050.009.39908	050	050	009
09/2012	346,806.78	118,516.35	0.00	0.00	0.00	367,204.73	20,397.65	0.00	0.00	0.00	050.009.39900:Structure & Improv	050.009.39900	050	050	009
09/2012	8,329.72	0.00	0.00	0.00	0.00	8,329.72	0.00	0.00	0.00	0.00	050.009.30100:Organization Grp	050.009.30100	050	050	009
09/2012	119,852.69	0.00	0.00	0.00	0.00	119,852.69	0.00	0.00	0.00	0.00	050.009.30200:Franch & Consent Grp	050.009.30200	050	050	009
09/2012	704.55	138.60	0.00	0.00	0.00	715.10	11.55	0.00	0.00	0.00	050.009.32500:Producing Leaseholds	050.009.32500	050	050	009
09/2012	9,711.20	1,910.40	0.00	0.00	0.00	9,870.40	169.20	0.00	0.00	0.00	050.009.32540:Rights-Of-Way	050.009.32540	050	050	009
09/2012	3,492.47	0.00	0.00	0.00	0.00	3,492.47	0.00	0.00	0.00	0.00	050.009.33100:Producing Gas Wells -	050.009.33100	050	050	009
09/2012	47,162.67	0.00	0.00	0.00	0.00	47,162.67	0.00	0.00	0.00	0.00	050.009.33201:Field Lines	050.009.33201	050	050	009
09/2012	529,956.16	0.00	0.00	0.00	0.00	529,956.16	0.00	0.00	0.00	0.00	050.009.33202:Tributary Lines	050.009.33202	050	050	009
09/2012	189,625.47	0.00	0.00	0.00	0.00	189,625.47	0.00	0.00	0.00	0.00	050.009.33400:Field Measuring And R	050.009.33400	050	050	009
09/2012	11,863.89	2,333.88	0.00	0.00	0.00	12,059.36	184.48	0.00	0.00	0.00	050.009.33600:Purification Equipmen	050.009.33600	050	050	009
09/2012	4,681.58	0.00	0.00	0.00	0.00	4,681.58	0.00	0.00	0.00	0.00	050.009.35020:Rights-Of-Way	050.009.35020	050	050	009
09/2012	5,358.00	107.52	0.00	0.00	0.00	5,366.96	8.96	0.00	0.00	0.00	050.009.35100:Structures And Improv	050.009.35100	050	050	009
09/2012	120,099.98	919.56	0.00	0.00	0.00	120,176.61	76.63	0.00	0.00	0.00	050.009.35102:Compressor Station Eq	050.009.35102	050	050	009
09/2012	24,286.30	0.00	0.00	0.00	0.00	24,295.30	0.00	0.00	0.00	0.00	050.009.35103:Measuring And Reg. St	050.009.35103	050	050	009
09/2012	141,033.98	0.00	0.00	0.00	0.00	141,033.98	0.00	0.00	0.00	0.00	050.009.35104:Other Structures	050.009.35104	050	050	009
09/2012	453,476.84	59,407.47	0.00	0.00	0.00	458,427.32	4,950.48	0.00	0.00	0.00	050.009.35200:Rights Of Way	050.009.35200	050	050	009
09/2012	1,718,924.38	39,406.20	0.00	0.00	0.00	1,722,209.24	3,283.85	0.00	0.00	0.00	050.009.35201:Well Construction	050.009.35201	050	050	009
09/2012	567,692.23	12,338.88	0.00	(2,810.70)	0.00	568,720.47	1,026.								

month	PP Beginning Balance	YTD Provision	YTD Retirements	YTD Cor Proceeds	YTD Adj/Transfers	PP Ending Balance	Curr Provision	Curr Retirement	Curr Cor Proceeds	Curr Adj/Transfers	description3	Concatenate	BU1	BU	Division
06/2012	83,258.73	20,288.61	0.00	0.00	0.00	85,545.51	2,390.78	0.00	0.00	0.00	010.012.39100:Office Furniture And	010.012.39100	010	010	012
06/2012	(6,501,709.63)	1,021,498.75	(24,065,334.88)	0.00	0.00	(6,455,955.15)	45,754.48	0.00	0.00	0.00	010.012.39700:Communication Equipme	010.012.39700	010	010	012
06/2012	(282.41)	380.04	(1,915.92)	0.00	0.00	(229.96)	52.45	0.00	0.00	0.00	010.012.39800:Miscellaneous Equipme	010.012.39800	010	010	012
06/2012	(1,030.78)	0.00	0.00	0.00	0.00	(1,030.78)	0.00	0.00	0.00	0.00	010.012.39900:Other Tangible Equipm	010.012.39900	010	010	012
06/2012	4,904,708.96	484,827.89	(7,678,627.71)	0.00	0.00	4,948,748.73	44,039.77	0.00	0.00	0.00	010.012.39901:Servers-Hardware	010.012.39901	010	010	012
06/2012	1,908,613.78	181,299.98	(5,845,376.30)	0.00	0.00	1,828,513.53	19,899.75	0.00	0.00	0.00	010.012.39902:Servers-Software	010.012.39902	010	010	012
06/2012	(69,922.61)	49,564.57	(619,451.00)	0.00	0.00	(65,895.36)	4,027.25	0.00	0.00	0.00	010.012.39903:Network Hardware	010.012.39903	010	010	012
06/2012	(245,230.78)	162,873.64	(2,312,155.75)	0.00	2,393.47	(235,376.33)	9,854.46	0.00	0.00	0.00	010.012.39906:PC Hardware	010.012.39906	010	010	012
06/2012	201,323.54	147,355.28	(2,918,743.00)	0.00	47.78	204,072.47	2,748.93	0.00	0.00	0.00	010.012.39907:PC Software	010.012.39907	010	010	012
06/2012	80,883,040.19	7,181,475.01	(2,603,072.12)	0.00	0.00	81,646,407.18	765,366.99	0.00	0.00	0.00	010.012.39908:Application Software	010.012.39908	010	010	012
06/2012	23,168,335.95	0.41	0.00	0.00	0.00	23,168,335.95	0.00	0.00	0.00	0.00	010.012.39924:Oth Tang Prop - Gen.	010.012.39924	010	010	012
06/2012	1,351,400.36	853,388.95	0.00	0.00	0.00	1,442,778.19	91,377.83	0.00	0.00	0.00	010.012.39900:Structure & Improv	010.012.39900	010	010	012
06/2012	0.00	0.00	0.00	0.00	0.00	0.00	0.00	0.00	0.00	0.00	010.012.38900:Land	010.012.38900	010	010	012
06/2012	0.00	0.00	0.00	0.00	0.00	0.00	0.00	0.00	0.00	0.00	010.012.38910:CKV Land&Land Rights	010.012.38910	010	010	012
06/2012	1,517,260.83	699,298.26	0.00	0.00	0.00	1,594,497.97	77,237.14	0.00	0.00	0.00	010.012.39010:CKV-Struct & Improv	010.012.39010	010	010	012
06/2012	38,951.90	17,032.88	0.00	0.00	0.00	40,839.10	1,887.20	0.00	0.00	0.00	010.012.39710:CKV-Commun Equip	010.012.39710	010	010	012
06/2012	10,616.46	3,571.92	0.00	0.00	(17.41)	10,415.20	398.74	0.00	0.00	0.00	010.012.39910:CKV-Other Tang Equip	010.012.39910	010	010	012
06/2012	52,777.34	21,662.82	0.00	0.00	0.00	55,171.06	2,393.72	0.00	0.00	0.00	010.012.39916:CKV-PC Hardware	010.012.39916	010	010	012
06/2012	14,277.43	5,381.25	0.00	0.00	0.00	14,979.93	702.50	0.00	0.00	0.00	010.012.39917:CKV-PC Software	010.012.39917	010	010	012
06/2012		(2,652.54)			0.00		0.00			0.00	RWIP	0101080012RWIP	010	010	012
06/2012					0.00					0.00	RWIP		010	010	012
07/2012	3,105,513.17	317,665.02	(19,074.13)	0.00	0.00	3,134,886.69	29,373.52	0.00	0.00	0.00	010.012.39009:Improvements - Leased	010.012.39009	010	010	012
07/2012	85,849.51	22,829.50	0.00	0.00	0.00	86,190.40	2,540.89	0.00	0.00	0.00	010.012.39100:Office Furniture And	010.012.39100	010	010	012
07/2012	(6,455,955.15)	1,065,832.12	(24,065,334.88)	0.00	0.00	(6,411,611.78)	44,343.37	0.00	0.00	0.00	010.012.39700:Communication Equipme	010.012.39700	010	010	012
07/2012	(229.96)	428.50	(1,915.92)	0.00	0.00	(181.50)	48.46	0.00	0.00	0.00	010.012.39800:Miscellaneous Equipme	010.012.39800	010	010	012
07/2012	(1,030.78)	0.00	0.00	0.00	0.00	(1,030.78)	0.00	0.00	0.00	0.00	010.012.39900:Other Tangible Equipm	010.012.39900	010	010	012
07/2012	4,948,748.73	529,829.88	(7,678,627.71)	0.00	0.00	4,993,750.82	45,002.08	0.00	0.00	0.00	010.012.39901:Servers-Hardware	010.012.39901	010	010	012
07/2012	1,828,513.53	202,701.65	(5,845,376.30)	0.00	0.00	1,849,915.20	21,401.57	0.00	0.00	0.00	010.012.39902:Servers-Software	010.012.39902	010	010	012
07/2012	(65,895.36)	52,571.15	(619,451.00)	0.00	0.00	(61,888.75)	4,006.58	0.00	0.00	0.00	010.012.39903:Network Hardware	010.012.39903	010	010	012
07/2012	(235,376.33)	171,891.20	(2,312,155.75)	0.00	2,393.47	(228,158.77)	9,217.56	0.00	0.00	0.00	010.012.39906:PC Hardware	010.012.39906	010	010	012
07/2012	204,072.47	150,026.39	(2,918,743.00)	0.00	47.78	206,743.68	2,571.11	0.00	0.00	0.00	010.012.39907:PC Software	010.012.39907	010	010	012
07/2012	81,648,407.18	7,917,531.40	(2,603,072.12)	0.00	0.00	82,394,463.57	736,058.39	0.00	0.00	0.00	010.012.39908:Application Software	010.012.39908	010	010	012
07/2012	23,168,335.95	0.41	0.00	0.00	0.00	23,168,335.95	0.00	0.00	0.00	0.00	010.012.39924:Oth Tang Prop - Gen.	010.012.39924	010	010	012
07/2012	1,442,778.19	939,385.37	0.00	0.00	0.00	1,528,774.61	85,996.42	0.00	0.00	0.00	010.012.39900:Structure & Improv	010.012.39900	010	010	012
07/2012	0.00	0.00	0.00	0.00	0.00	0.00	0.00	0.00	0.00	0.00	010.012.38900:Land	010.012.38900	010	010	012
07/2012	0.00	0.00	0.00	0.00	0.00	0.00	0.00	0.00	0.00	0.00	010.012.38910:CKV Land&Land Rights	010.012.38910	010	010	012
07/2012	1,594,497.97	775,042.36	0.00	0.00	0.00	1,670,242.07	75,744.10	0.00	0.00	0.00	010.012.39010:CKV-Struct & Improv	010.012.39010	010	010	012
07/2012	40,839.10	18,900.38	0.00	0.00	0.00	42,706.60	1,867.50	0.00	0.00	0.00	010.012.39710:CKV-Commun Equip	010.012.39710	010	010	012
07/2012	10,415.20	3,991.33	0.00	0.00	(17.41)	10,834.61	419.41	0.00	0.00	0.00	010.012.39910:CKV-Other Tang Equip	010.012.39910	010	010	012
07/2012	55,171.06	24,027.14	0.00	0.00	0.00	57,535.36	2,364.32	0.00	0.00	0.00	010.012.39916:CKV-PC Hardware	010.012.39916	010	010	012
07/2012	14,979.93	7,078.37	0.00	0.00	0.00	15,677.05	697.12	0.00	0.00	0.00	010.012.39917:CKV-PC Software	010.012.39917	010	010	012
07/2012		(2,924.08)			0.00		(271.52)			0.00	RWIP	0101080012RWIP	010	010	012
08/2012	3,134,886.69	347,038.54	(19,074.13)	0.00	0.00	3,164,260.21	29,373.52	0.00	0.00	0.00	010.012.39009:Improvements - Leased	010.012.39009	010	010	012
08/2012	86,190.40	25,370.39	0.00	0.00	0.00	90,731.29	2,540.89	0.00	0.00	0.00	010.012.39100:Office Furniture And	010.012.39100	010	010	012
08/2012	(6,411,611.78)	1,110,175.49	(24,065,334.88)	0.00	0.00	(6,397,268.41)	44,343.37	0.00	0.00	0.00	010.012.39700:Communication Equipme	010.012.39700	010	010	012
08/2012	(181.50)	476.96	(1,915.92)	0.00	0.00	(133.04)	48.46	0.00	0.00	0.00	010.012.39800:Miscellaneous Equipme	010.012.39800	010	010	012
08/2012	(1,030.78)	0.00	0.00	0.00	0.00	(1,030.78)	0.00	0.00	0.00	0.00	010.012.39900:Other Tangible Equipm	010.012.39900	010	010	012
08/2012	4,993,750.82	574,832.07	(7,678,627.71)	0.00	0.00	5,038,752.91	45,002.09	0.00	0.00	0.00	010.012.39901:Servers-Hardware	010.012.39901	010	010	012
08/2012	1,849,915.20	224,103.32	(5,845,376.30)	0.00	0.00	1,871,316.87	21,401.67	0.00	0.00	0.00	010.012.39902:Servers-Software	010.012.39902	010	010	012
08/2012	(61,898.78)	56,577.73	(619,451.00)	0.00	0.00	(57,982.20)	4,006.58	0.00	0.00	0.00	010.012.39903:Network Hardware	010.012.39903	010	010	012
08/2012	(226,158.77)	191,742.67	(2,312,155.75)	0.00	2,393.47	(215,307.30)	9,851.47	0.00	0.00	0.00	010.012.39906:PC Hardware	010.012.39906	010	010	012
08/2012	209,743.58	152,897.50	(2,918,743.00)	0.00	47.78	209,414.69	2,671.11	0.00	0.00	0.00	010.012.39907:PC Software	010.012.39907	010	010	012
08/2012	82,394,463.57	8,653,587.79	(2,603,072.12)	0.00	0.00	83,120,519.96	736,058.39	0.00	0.00	0.00	010.012.39908:Application Software	010.012.39908	010	010	012
08/2012	23,168,335.95	0.41	0.00	0.00	0.00	23,168,335.95	0.00	0.00	0.00	0.00	010.012.39924:Oth Tang Prop - Gen.	010.012.39924	010	010	012
08/2012	1,528,774.61	1,025,381.79	0.00	0.00	0.00	1,614,771.03	85,996.42	0.00	0.00	0.00	010.012.39900:Structure & Improv	010.012.39900	010	010	012
08/2012	0.00	0.00	0.00	0.00	0.00	0.00	0.00	0.00	0.00	0.00	010.012.38900:Land	010.012.38900	010	010	012
08/2012	0.00	0.00	0.00	0.00	0.00	0.00	0.00	0.00	0.00	0.00	010.012.38910:CKV Land&Land Rights	010.012.38910	010	010	012
08/2012	1,670,242.07	850,789.46	0.00	0.00	0.00	1,745,986.17	75,744.10	0.00	0.00	0.00	010.012.39010:CKV-Struct & Improv	010.012.39010	010	010	012
08/2012	42,706.60	20,767.88	0.00	0.00	0.00	44,574.10	1,867.50	0.00	0.00	0.00	010.012.39710:CKV-Commun Equip	010.012.39710	010	010	012
08/2012	10,834.61	4,410.74	0.00	0.00	(17.41)	11,254.02	419.41	0.00	0.00	0.00	010.012.39910:CKV-Other Tang Equip	010.012.39910	010	010	012
08/2012	57,535.36	25,991.46	0.00	0.00	0.00	59,999.70	2,364.32	0.00	0.00	0.00	010.012.39916:CKV-PC Hardware	010.012.39916	010	010	012
08/2012	15,677.05	7,775.49	0.00	0.00	0.00	16,374.17	697.12	0.00	0.00	0.00	010.012.39917:CKV-PC Software	010.012.39917	010	010	012
08/2012		(2,864.19)			0.00		59.87			0.00	RWIP	0101080012RWIP	010	010	012
09/2012	3,192,842.42	28,545.46	0.00	0.00	0.00	3,221,387.88	28,545.46	0.00	0.00						

month	PP Beginning Balance	YTD Provision	YTD Retirements	YTD Cor Proceeds	YTD Adj/Transfers	PP Ending Balance	Curr Provision	Curr Retirement	Curr Cor Proceeds	Curr Adj/Transfers	description3	Concatenate	BU1	BU	Division
10/2012	17,065.97	693.75	0.00	0.00	0.00	17,759.72	693.75	0.00	0.00	0.00	010.012.39917:CKV-Pc Software	010.012.39917	010	010	012
11/2012	3,221,387.86	57,141.22	0.00	0.00	0.00	3,248,983.64	28,595.76	0.00	0.00	0.00	010.012.39909:Improvements - Leased	010.012.39909	010	010	012
11/2012	96,039.32	5,374.21	0.00	0.00	0.00	98,705.68	2,566.35	0.00	0.00	0.00	010.012.39100:Office Furniture And	010.012.39100	010	010	012
11/2012	(6,310,489.58)	26,323.33	0.00	0.00	0.00	(6,297,317.65)	13,171.84	0.00	0.00	0.00	010.012.39700:Communication Equipme	010.012.39700	010	010	012
11/2012	121.55	104.12	0.00	0.00	0.00	173.70	52.15	0.00	0.00	0.00	010.012.39800:Miscellaneous Equipme	010.012.39800	010	010	012
11/2012	(1,030.78)	0.00	0.00	0.00	0.00	(1,030.78)	0.00	0.00	0.00	0.00	010.012.39900:Other Tangible Equipm	010.012.39900	010	010	012
11/2012	5,113,677.44	60,938.33	0.00	0.00	0.00	5,145,183.48	31,486.04	0.00	0.00	0.00	010.012.39901:Servers-Hardware	010.012.39901	010	010	012
11/2012	1,905,617.21	23,996.88	0.00	0.00	0.00	1,917,445.35	11,826.15	0.00	0.00	0.00	010.012.39902:Servers-Software	010.012.39902	010	010	012
11/2012	(46,075.63)	6,954.38	0.00	0.00	0.00	(42,616.22)	3,459.41	0.00	0.00	0.00	010.012.39903:Network Hardware	010.012.39903	010	010	012
11/2012	(204,156.58)	6,311.28	0.00	0.00	0.00	(200,862.69)	3,293.59	0.00	0.00	0.00	010.012.39906:Pc Hardware	010.012.39906	010	010	012
11/2012	214,938.10	5,788.28	0.00	0.00	0.00	217,954.03	3,015.93	0.00	0.00	0.00	010.012.39907:Pc Software	010.012.39907	010	010	012
11/2012	84,574,306.74	1,445,395.99	0.00	0.00	0.00	85,298,358.14	724,061.40	0.00	0.00	0.00	010.012.39908:Application Software	010.012.39908	010	010	012
11/2012	23,168,335.85	268.07	0.00	0.00	0.00	23,168,604.02	268.07	0.00	0.00	0.00	010.012.39924:Oth Tang Prop - Gen.	010.012.39924	010	010	012
11/2012	1,790,913.60	165,151.57	0.00	0.00	0.00	1,854,009.92	83,096.32	0.00	0.00	0.00	010.012.39900:Structure & Improv	010.012.39900	010	010	012
11/2012	0.00	0.00	0.00	0.00	0.00	0.00	0.00	0.00	0.00	0.00	010.012.39900:Land	010.012.39900	010	010	012
11/2012	0.00	0.00	0.00	0.00	0.00	0.00	0.00	0.00	0.00	0.00	010.012.39910:CKV Land&Land Rights	010.012.39910	010	010	012
11/2012	1,854,713.30	148,717.42	0.00	0.00	0.00	1,989,079.28	74,359.96	0.00	0.00	0.00	010.012.39910:CKV-Struct & Improv	010.012.39910	010	010	012
11/2012	45,275.30	3,701.07	0.00	0.00	0.00	50,126.04	1,850.74	0.00	0.00	0.00	010.012.39710:CKV-Commun Equip	010.012.39710	010	010	012
11/2012	12,126.25	872.12	0.00	0.00	0.00	12,551.29	435.04	0.00	0.00	0.00	010.012.39910:CKV-Other Tang Equip	010.012.39910	010	010	012
11/2012	64,582.97	4,682.83	0.00	0.00	0.00	66,923.54	2,340.57	0.00	0.00	0.00	010.012.39916:CKV-Pc Hardware	010.012.39916	010	010	012
11/2012	17,759.72	1,385.29	0.00	0.00	0.00	18,451.26	681.54	0.00	0.00	0.00	010.012.39917:CKV-Pc Software	010.012.39917	010	010	012
12/2012	3,249,983.64	60,822.83	0.00	0.00	0.00	3,273,485.25	29,481.51	0.00	0.00	0.00	010.012.39909:Improvements - Leased	010.012.39909	010	010	012
12/2012	56,705.68	8,250.42	0.00	0.00	0.00	101,581.69	2,876.21	0.00	0.00	0.00	010.012.39100:Office Furniture And	010.012.39100	010	010	012
12/2012	(6,297,317.95)	38,295.74	0.00	0.00	0.00	(6,286,435.54)	11,682.41	0.00	0.00	0.00	010.012.39700:Communication Equipme	010.012.39700	010	010	012
12/2012	173.70	142.58	0.00	0.00	0.00	212.16	38.46	0.00	0.00	0.00	010.012.39800:Miscellaneous Equipme	010.012.39800	010	010	012
12/2012	(1,030.78)	0.00	0.00	0.00	0.00	(1,030.78)	0.00	0.00	0.00	0.00	010.012.39900:Other Tangible Equipm	010.012.39900	010	010	012
12/2012	5,145,183.48	92,307.65	0.00	0.00	0.00	5,176,534.60	31,371.32	0.00	0.00	0.00	010.012.39901:Servers-Hardware	010.012.39901	010	010	012
12/2012	1,917,445.35	3,980.38	0.00	0.00	0.00	1,929,426.86	11,993.50	0.00	0.00	0.00	010.012.39902:Servers-Software	010.012.39902	010	010	012
12/2012	(42,616.22)	10,068.72	0.00	0.00	0.00	(39,461.68)	3,134.34	0.00	0.00	0.00	010.012.39903:Network Hardware	010.012.39903	010	010	012
12/2012	(200,862.69)	9,414.83	0.00	0.00	396.89	(197,359.45)	3,103.65	0.00	0.00	399.89	010.012.39906:Pc Hardware	010.012.39906	010	010	012
12/2012	217,954.03	8,174.48	0.00	0.00	0.00	221,342.23	3,398.20	0.00	0.00	0.00	010.012.39907:Pc Software	010.012.39907	010	010	012
12/2012	85,298,358.14	2,118,920.21	(92,354.70)	0.00	3,273.48	85,883,720.12	674,493.22	(92,354.70)	0.00	3,273.46	010.012.39908:Application Software	010.012.39908	010	010	012
12/2012	23,168,604.02	14,322.87	(9,345.53)	0.00	0.00	23,173,312.29	14,054.80	(9,346.53)	0.00	0.00	010.012.39924:Oth Tang Prop - Gen.	010.012.39924	010	010	012
12/2012	1,854,009.92	231,441.82	0.00	0.00	0.00	1,926,296.87	65,280.05	0.00	0.00	0.00	010.012.39900:Structure & Improv	010.012.39900	010	010	012
12/2012	0.00	0.00	0.00	0.00	0.00	0.00	0.00	0.00	0.00	0.00	010.012.39900:Land	010.012.39900	010	010	012
12/2012	0.00	0.00	0.00	0.00	0.00	0.00	0.00	0.00	0.00	0.00	010.012.39910:CKV Land&Land Rights	010.012.39910	010	010	012
12/2012	1,989,079.28	214,267.94	0.00	0.00	0.00	2,034,623.78	65,550.52	0.00	0.00	0.00	010.012.39910:CKV-Struct & Improv	010.012.39910	010	010	012
12/2012	50,126.04	5,445.72	0.00	0.00	0.00	51,871.69	1,745.85	0.00	0.00	0.00	010.012.39710:CKV-Commun Equip	010.012.39710	010	010	012
12/2012	12,551.29	1,365.02	0.00	0.00	0.00	13,054.19	482.90	0.00	0.00	0.00	010.012.39910:CKV-Other Tang Equip	010.012.39910	010	010	012
12/2012	66,923.54	6,769.05	0.00	0.00	0.00	66,029.85	2,108.12	0.00	0.00	0.00	010.012.39916:CKV-Pc Hardware	010.012.39916	010	010	012
12/2012	18,451.26	1,873.45	0.00	0.00	0.00	19,039.42	598.16	0.00	0.00	0.00	010.012.39917:CKV-Pc Software	010.012.39917	010	010	012
09/2012	3,164,260.21	375,620.75	(19,074.13)	0.00	0.00	3,192,642.42	28,582.21	0.00	0.00	0.00	010.012.39909:Improvements - Leased	010.012.39909	010	010	012
09/2012	90,731.29	27,970.57	0.00	0.00	0.00	93,351.47	2,500.18	0.00	0.00	0.00	010.012.39100:Office Furniture And	010.012.39100	010	010	012
09/2012	(6,367,266.41)	1,153,802.62	(24,065,334.85)	0.00	0.00	(6,323,641.28)	43,627.13	0.00	0.00	0.00	010.012.39700:Communication Equipme	010.012.39700	010	010	012
09/2012	(133.04)	679.58	(1,915.92)	0.00	0.00	(69.38)	202.52	0.00	0.00	0.00	010.012.39800:Miscellaneous Equipme	010.012.39800	010	010	012
09/2012	(1,030.78)	0.00	0.00	0.00	0.00	(1,030.78)	0.00	0.00	0.00	0.00	010.012.39900:Other Tangible Equipm	010.012.39900	010	010	012
09/2012	5,038,752.91	620,305.31	(7,678,627.71)	0.00	0.00	5,084,227.15	45,474.24	0.00	0.00	0.00	010.012.39901:Servers-Hardware	010.012.39901	010	010	012
09/2012	1,871,316.87	245,234.93	(5,845,376.30)	0.00	0.00	1,893,448.48	22,131.61	0.00	0.00	0.00	010.012.39902:Servers-Software	010.012.39902	010	010	012
09/2012	(57,582.20)	64,983.33	(619,451.00)	0.00	0.00	(49,570.67)	8,311.60	0.00	0.00	0.00	010.012.39903:Network Hardware	010.012.39903	010	010	012
09/2012	(215,307.30)	190,875.70	(2,312,185.75)	0.00	2,383.47	(207,747.27)	9,193.03	0.00	0.00	0.00	010.012.39906:Pc Hardware	010.012.39906	010	010	012
09/2012	209,414.69	155,450.56	(2,918,743.00)	0.00	47.78	212,167.75	2,753.06	0.00	0.00	0.00	010.012.39907:Pc Software	010.012.39907	010	010	012
09/2012	83,120,519.95	9,366,049.98	(2,603,072.12)	0.00	0.00	83,852,981.15	732,461.19	0.00	0.00	0.00	010.012.39908:Application Software	010.012.39908	010	010	012
09/2012	23,168,335.95	0.41	0.00	0.00	0.00	23,168,335.95	0.00	0.00	0.00	0.00	010.012.39924:Oth Tang Prop - Gen.	010.012.39924	010	010	012
09/2012	1,614,771.03	1,108,489.11	0.00	0.00	0.00	1,697,858.35	83,087.32	0.00	0.00	0.00	010.012.39900:Structure & Improv	010.012.39900	010	010	012
09/2012	0.00	0.00	0.00	0.00	0.00	0.00	0.00	0.00	0.00	0.00	010.012.39900:Land	010.012.39900	010	010	012
09/2012	0.00	0.00	0.00	0.00	0.00	0.00	0.00	0.00	0.00	0.00	010.012.39910:CKV Land&Land Rights	010.012.39910	010	010	012
09/2012	1,745,986.17	925,156.13	0.00	0.00	0.00	1,820,355.94	74,368.67	0.00	0.00	0.00	010.012.39910:CKV-Struct & Improv	010.012.39910	010	010	012
09/2012	44,574.10	22,816.76	0.00	0.00											

month	PP Beginning Balance	YTD Provision	YTD Retirements	YTD Cor Proceeds	YTD Adj/Transfers	PP Ending Balance	Curr Provision	Curr Retirement	Curr Cor Proceeds	Curr Adj/Transfers	description3	Concatenate	BU1	BU	ivision
07/2012	76,993.22	0.00	0.00	0.00	0.00	76,993.22	0.00	0.00	0.00	0.00	050.091.39900:Other Tangible Equip	050.091.39900	050	050	091
07/2012	142,990.70	25,814.50	0.00	0.00	0.00	145,542.15	2,581.45	0.00	0.00	0.00	050.091.39901:Servers Hardware	050.091.39901	050	050	091
07/2012	251,698.15	3,609.62	0.00	0.00	(3,609.62)	251,698.15	0.00	0.00	0.00	0.00	050.091.39903:Network Hardware	050.091.39903	050	050	091
07/2012	1,112,215.49	42,066.36	(3,062.70)	(90.89)	(169,260.51)	1,112,215.49	0.00	0.00	0.00	0.00	050.091.39906:Pc Hardware	050.091.39906	050	050	091
07/2012	128,631.48	0.00	0.00	0.00	0.00	128,631.48	0.00	0.00	0.00	0.00	050.091.39907:Pc Software	050.091.39907	050	050	091
07/2012	11,517.21	0.00	0.00	0.00	0.00	11,517.21	0.00	0.00	0.00	0.00	050.091.39902:Servers Software	050.091.39902	050	050	091
07/2012	1,782,414.25	0.00	0.00	0.00	0.00	1,782,414.25	0.00	0.00	0.00	0.00	050.091.39908:Application Software	050.091.39908	050	050	091
07/2012	41,432.51	3,302.80	0.00	0.00	0.00	41,762.79	330.28	0.00	0.00	0.00	050.091.39001:Struc - Frame Grp	050.091.39001	050	050	091
07/2012	5,771.00	0.00	0.00	0.00	0.00	5,771.00	0.00	0.00	0.00	0.00	050.091.39004:Air Condit Equip Grp	050.091.39004	050	050	091
07/2012	49,085.02	0.00	0.00	0.00	0.00	49,085.02	0.00	0.00	0.00	0.00	050.091.39009:Improve - Leased Grp	050.091.39009	050	050	091
07/2012	7,657.82	0.00	0.00	0.00	0.00	7,657.82	0.00	0.00	0.00	0.00	050.091.39200:Transp Equip- Group	050.091.39200	050	050	091
07/2012	12,352.26	1,465.10	0.00	0.00	0.00	12,496.77	146.51	0.00	0.00	0.00	050.091.39600:Power Op Equip-Group	050.091.39600	050	050	091
07/2012	50,172.88	5,203.40	0.00	0.00	0.00	50,693.02	520.34	0.00	0.00	0.00	050.091.39400:Tools Shop And Garage	050.091.39400	050	050	091
07/2012	244,263.90	16,227.56	(3,241.01)	0.00	0.00	245,884.66	1,620.78	0.00	0.00	0.00	050.091.39700:Communication Equipme	050.091.39700	050	050	091
07/2012	350,880.82	43,054.57	0.00	0.00	(6,737.06)	355,133.15	4,252.33	0.00	0.00	0.00	050.091.39800:Miscellaneous Equipme	050.091.39800	050	050	091
07/2012	63,449.84	0.00	0.00	0.00	0.00	63,449.84	0.00	0.00	0.00	0.00	050.091.39100:Office Furniture And	050.091.39100	050	050	091
07/2012		(1,840.33)					(2,280.77)				RWIP	0501080091RWIP	050	050	091
07/2012											RWIP		050	050	091
08/2012	2,998.91	276.87	0.00	0.00	0.00	3,024.08	25.17	0.00	0.00	0.00	050.091.39300:Stores Equipment	050.091.39300	050	050	091
08/2012	76,993.22	0.00	0.00	0.00	0.00	76,993.22	0.00	0.00	0.00	0.00	050.091.39900:Other Tangible Equip	050.091.39900	050	050	091
08/2012	146,542.15	28,995.95	0.00	0.00	0.00	148,123.60	2,581.45	0.00	0.00	0.00	050.091.39901:Servers Hardware	050.091.39901	050	050	091
08/2012	251,698.15	3,609.62	0.00	0.00	(3,609.62)	251,698.15	0.00	0.00	0.00	0.00	050.091.39903:Network Hardware	050.091.39903	050	050	091
08/2012	1,112,215.49	42,066.36	(3,062.70)	(90.89)	(169,260.51)	1,112,215.49	0.00	0.00	0.00	0.00	050.091.39906:Pc Hardware	050.091.39906	050	050	091
08/2012	128,631.48	0.00	0.00	0.00	0.00	128,631.48	0.00	0.00	0.00	0.00	050.091.39907:Pc Software	050.091.39907	050	050	091
08/2012	11,517.21	0.00	0.00	0.00	0.00	11,517.21	0.00	0.00	0.00	0.00	050.091.39902:Servers Software	050.091.39902	050	050	091
08/2012	1,782,414.25	0.00	0.00	0.00	0.00	1,782,414.25	0.00	0.00	0.00	0.00	050.091.39908:Application Software	050.091.39908	050	050	091
08/2012	41,762.79	3,633.08	0.00	0.00	0.00	42,093.07	330.28	0.00	0.00	0.00	050.091.39001:Struc - Frame Grp	050.091.39001	050	050	091
08/2012	5,771.00	0.00	0.00	0.00	0.00	5,771.00	0.00	0.00	0.00	0.00	050.091.39004:Air Condit Equip Grp	050.091.39004	050	050	091
08/2012	49,085.02	0.00	0.00	0.00	0.00	49,085.02	0.00	0.00	0.00	0.00	050.091.39009:Improve - Leased Grp	050.091.39009	050	050	091
08/2012	7,657.82	0.00	0.00	0.00	0.00	7,657.82	0.00	0.00	0.00	0.00	050.091.39200:Transp Equip- Group	050.091.39200	050	050	091
08/2012	12,496.77	1,611.61	0.00	0.00	0.00	12,645.28	146.51	0.00	0.00	0.00	050.091.39600:Power Op Equip-Group	050.091.39600	050	050	091
08/2012	50,693.02	5,723.74	0.00	0.00	0.00	51,213.96	520.34	0.00	0.00	0.00	050.091.39400:Tools Shop And Garage	050.091.39400	050	050	091
08/2012	245,884.66	17,848.34	(3,241.01)	0.00	0.00	247,505.46	1,620.78	0.00	0.00	0.00	050.091.39700:Communication Equipme	050.091.39700	050	050	091
08/2012	355,133.15	47,306.90	0.00	0.00	(6,737.06)	359,395.48	4,252.33	0.00	0.00	0.00	050.091.39800:Miscellaneous Equipme	050.091.39800	050	050	091
08/2012	63,449.84	0.00	0.00	0.00	0.00	63,449.84	0.00	0.00	0.00	0.00	050.091.39100:Office Furniture And	050.091.39100	050	050	091
08/2012		(6,101.79)					(4,261.46)				RWIP	0501080091RWIP	050	050	091
08/2012											RWIP		010	010	002
08/2012											RWIP		010	010	012
08/2012											RWIP		050	050	009
08/2012											RWIP		050	050	091
10/2012											RWIP		010	010	002
10/2012											RWIP		010	010	002
10/2012											RWIP		010	010	012
10/2012											RWIP		050	050	009
10/2012											RWIP		050	050	009
10/2012											RWIP		050	050	009
10/2012											RWIP		050	050	091
10/2012											RWIP		050	050	091
10/2012											RWIP		050	050	091
10/2012	3,049.25	25.17	0.00	0.00	0.00	3,074.42	25.17	0.00	0.00	0.00	050.091.39300:Stores Equipment	050.091.39300	050	050	091
10/2012	76,993.22	0.00	0.00	0.00	0.00	76,993.22	0.00	0.00	0.00	0.00	050.091.39900:Other Tangible Equip	050.091.39900	050	050	091
10/2012	150,705.05	2,581.45	0.00	0.00	0.00	153,286.50	2,581.45	0.00	0.00	0.00	050.091.39901:Servers Hardware	050.091.39901	050	050	091
10/2012	251,698.15	0.00	0.00	0.00	0.00	251,698.15	0.00	0.00	0.00	0.00	050.091.39903:Network Hardware	050.091.39903	050	050	091
10/2012	1,112,215.49	0.00	0.00	0.00	0.00	1,112,215.49	0.00	0.00	0.00	0.00	050.091.39906:Pc Hardware	050.091.39906	050	050	091
10/2012	128,631.48	0.00	0.00	0.00	0.00	128,631.48	0.00	0.00	0.00	0.00	050.091.39907:Pc Software	050.091.39907	050	050	091
10/2012	11,517.21	0.00	0.00	0.00	0.00	11,517.21	0.00	0.00	0.00	0.00	050.091.39902:Servers Software	050.091.39902	050	050	091
10/2012	1,782,414.25	0.00	0.00	0.00	0.00	1,782,414.25	0.00	0.00	0.00	0.00	050.091.39908:Application Software	050.091.39908	050	050	091
10/2012	42,423.35	330.28	0.00	0.00	0.00	42,753.63	330.28	0.00	0.00	0.00	050.091.39001:Struc - Frame Grp	050.091.39001	050	050	091
10/2012	5,771.00	0.00	0.00	0.00	0.00	5,771.00	0.00	0.00	0.00	0.00	050.091.39004:Air Condit Equip Grp	050.091.39004	050	050	091
10/2012	49,085.02	0.00	0.00	0.00	0.00	49,085.02	0.00	0.00	0.00	0.00	050.091.39009:Improve - Leased Grp	050.091.39009	050	050	091
10/2012	7,657.82	0.00	0.00	0.00	0.00	7,657.82	0.00	0.00	0.00	0.00	050.091.39200:Transp Equip- Group	050.091.39200	050	050	091
10/2012	12,791.79	146.51	0.00	0.00	0.00	12,938.30	146.51	0.00	0.00	0.00	050.091.39600:Power Op Equip-Group	050.091.39600	050	050	091
10/2012	51,733.70	520.34	0.00	0.00	0.00	52,254.04	520.34	0.00	0.00	0.00	050.091.39400:Tools Shop And Garage	050.091.39400	050	050	091
10/2012	249,126.24	1,614.19	0.00	0.00	0.00	250,740.43	1,614.19	0.00	0.00	0.00	050.091.39700:Communication Equipme	050.091.39700	050	050	091
10/2012	363,637.81	4,252.33	0.00	0.00	0.00	367,890.14	4,252.33	0.00	0.00	0.00	050.091.39800:Miscellaneous Equipme	050.091.39800	050	050	091
10/2012	63,449.84	0.00	0.00	0.00	0.00	63,449.84	0.00	0.00	0.00	0.00	050.091.39100:Office Furniture And	050.091.39100	050	050	091
11/2012	3,074.42	50.34	0.00	0.00	0.00	3,099.59	25.17	0.00	0.00	0.00	050.091.39300:Stores Equipment	050.091.39300	050	050	091
11/2012	76,993.22	0.00	0.00	0.00	0.00	76,993.22	0.00	0.00	0.00	0.00	050.091.39900:Other Tangible Equip	050.091.39900	050	050	091
11/2012	153,286.50	5,162.90	0.00	0.00	0.00	155,867.95	2,581.45	0.00	0.00	0.00	050.091.39901:Servers Hardware	050.091.39901	050	050	091
11/2012	251,698.15	0.00	0.00	0.00	0.00	251,698.15	0.00	0.00	0.00	0.00	050.091.39903:Network Hardware	050.091.39903	050	050	091
11/2012	1,112,215.49	0.00	0.00	0.00	0.00	1,112,215.49	0.00	0.00	0.00	0.00	050.091.39906:Pc Hardware	050.091.39906	050	050	091
11/2012	128,631.48	0.00	0.00	0.00	0.00	128,631.48	0.00	0.00	0.00	0.00	050.091.39907:Pc Software	050.091.39907	050	050	091
11/2012	11,517.21	0.00	0.00	0.00	0.00	11,517.21	0.00	0.00	0.00	0.00					



1 all "all zero" records

Division	GL Acct	Acct	Type/Recon	Type	Balance 9/30/11	Jun-12 End_Balance	Source	Reg/Non Reg	Util/Non Util	Description	Descr	Note	Notes2
002	1080	1080	Utility	Utility	7,371,464.89	6,795,405.95	PowerPlant	Regulated	Utility		39100:Office Furniture And	PowerPlant	Power Plant
002	1080	1080	Utility	Utility	2,888.48	2,888.48	PowerPlant	Regulated	Utility		39103:Office Machines	PowerPlant	Power Plant
002	1080	1080	Utility	Utility	815,722.54	792,737.26	PowerPlant	Regulated	Utility		39700:Communication Equipme	PowerPlant	Power Plant
002	1080	1080	Utility	Utility	8,340,233.79	6,571,192.26	PowerPlant	Regulated	Utility		39901:Servers-Hardware	PowerPlant	Power Plant
002	1080	1080	Utility	Utility	1,174,869.65	15,339.14	PowerPlant	Regulated	Utility		39905:Mainframe Hardware	PowerPlant	Power Plant
002	1080	1080	Utility	Utility	8,091,940.37	8,543,683.00	PowerPlant	Regulated	Utility		39009:Improvements - Leased	PowerPlant	Power Plant
002	1080	1080	Utility	Utility	45,877.98	53,809.86	PowerPlant	Regulated	Utility		39900:Other Tangible Equipm	PowerPlant	Power Plant
002	1080	1080	Utility	Utility	2,722,303.01	2,725,726.28	PowerPlant	Regulated	Utility		39909:Mainframe Software	PowerPlant	Power Plant
002	1080	1080	Utility	Utility	0.08	0.08	PowerPlant	Regulated	Utility		39924:Oth Tang Prop - Gen.	PowerPlant	Power Plant
002	1080	1080	Utility	Utility	17,999.88	32,892.40	PowerPlant	Regulated	Utility		39200:Transportation Equipm	PowerPlant	Power Plant
002	1080	1080	Utility	Utility	0.00	0.00	PowerPlant	Regulated	Utility		39000:Structure & Improv	PowerPlant	Power Plant
002	1080	1080	Utility	Utility	1,076,793.93	1,687,774.43	PowerPlant	Regulated	Utility		39005:Structure & Improv	PowerPlant	Power Plant
002	1080	1080	Utility	Utility	3,482.03	4,578.44	PowerPlant	Regulated	Utility		39104:Office Furn. & Equip	PowerPlant	Power Plant
002	1080	1080	Utility	Utility	4,223,186.49	4,013,402.93	PowerPlant	Regulated	Utility		39902:Servers-Software	PowerPlant	Power Plant
002	1080	1080	Utility	Utility	5,859.70	5,859.70	PowerPlant	Regulated	Utility		39102:Remittance Processing	PowerPlant	Power Plant
002	1080	1080	Utility	Utility	15,186.55	25,080.59	PowerPlant	Regulated	Utility		39400:Tools Shop And Garage	PowerPlant	Power Plant
002	1080	1080	Utility	Utility	0.00	405.51	PowerPlant	Regulated	Utility		39500:Laboratory Equipment	PowerPlant	Power Plant
002	1080	1080	Utility	Utility	79,943.32	72,899.20	PowerPlant	Regulated	Utility		39800:Miscellaneous Equipme	PowerPlant	Power Plant
002	1080	1080	Utility	Utility	48,758,042.49	55,371,135.10	PowerPlant	Regulated	Utility		39908:Application Software	PowerPlant	Power Plant
002	1080	1080	Utility	Utility	4,442,359.33	2,434,618.38	PowerPlant	Regulated	Utility		39906:PC Hardware	PowerPlant	Power Plant
002	1080	1080	Utility	Utility	1,671,822.89	1,786,161.40	PowerPlant	Regulated	Utility		39907:PC Software	PowerPlant	Power Plant
002	1080	1080	Utility	Utility	1,762,795.97	1,780,284.10	PowerPlant	Regulated	Utility		39903:Network Hardware	PowerPlant	Power Plant
002	1080	1080	Utility	Utility	1,111,824.01	17,041.65	PowerPlant	Regulated	Utility		39904:Mainframe Cpu	PowerPlant	Power Plant
002	1080	1080	Utility	Utility	757.51	757.51	PowerPlant	Regulated	Utility		39300:Stores Equipment	PowerPlant	Power Plant
002	1080	1080	RWIP	RWIP	(153.32)	(153.32)	General Ledger	Regulated	Utility	Prior Year Balances	RWIP	GL ONLY	GL
002	1080	1080	RWIP	RWIP	0.00	0.00	General Ledger	Regulated	Utility	Prior Year Balances	RWIP	Do Not Delete	
009	1080	1080	RWIP	RWIP	(3,183,344.69)	(3,183,344.69)	General Ledger	Regulated	Utility	Prior Year Balances	RWIP	Do Not Delete	
002	1080	1080	RWIP	RWIP	(153.32)	(153.32)	General Ledger	Regulated	Utility	Prior Year Balances	RWIP	Do Not Delete	
012	1080	1080	RWIP	RWIP	(865.05)	(865.05)	General Ledger	Regulated	Utility	Prior Year Balances	RWIP	Do Not Delete	
002	1080	1080	Utility	Utility	7,371,464.89	6,821,692.05	PowerPlant	Regulated	Utility		39100:Office Furniture And	PowerPlant	Power Plant
002	1080	1080	Utility	Utility	2,888.48	2,888.48	PowerPlant	Regulated	Utility		39103:Office Machines	PowerPlant	Power Plant
002	1080	1080	Utility	Utility	815,722.54	807,354.94	PowerPlant	Regulated	Utility		39700:Communication Equipme	PowerPlant	Power Plant
002	1080	1080	Utility	Utility	8,340,233.79	6,732,429.47	PowerPlant	Regulated	Utility		39901:Servers-Hardware	PowerPlant	Power Plant
002	1080	1080	Utility	Utility	1,174,869.65	15,362.60	PowerPlant	Regulated	Utility		39905:Mainframe Hardware	PowerPlant	Power Plant
002	1080	1080	Utility	Utility	8,091,940.37	8,556,520.60	PowerPlant	Regulated	Utility		39009:Improvements - Leased	PowerPlant	Power Plant
002	1080	1080	Utility	Utility	45,877.98	54,795.56	PowerPlant	Regulated	Utility		39900:Other Tangible Equipm	PowerPlant	Power Plant
002	1080	1080	Utility	Utility	2,722,303.01	2,728,093.23	PowerPlant	Regulated	Utility		39909:Mainframe Software	PowerPlant	Power Plant
002	1080	1080	Utility	Utility	0.08	0.08	PowerPlant	Regulated	Utility		39924:Oth Tang Prop - Gen.	PowerPlant	Power Plant
002	1080	1080	Utility	Utility	17,999.88	34,552.95	PowerPlant	Regulated	Utility		39200:Transportation Equipm	PowerPlant	Power Plant
002	1080	1080	Utility	Utility	0.00	34.58	PowerPlant	Regulated	Utility		39000:Structure & Improv	PowerPlant	Power Plant
002	1080	1080	Utility	Utility	1,076,793.93	1,753,844.08	PowerPlant	Regulated	Utility		39005:Structure & Improv	PowerPlant	Power Plant
002	1080	1080	Utility	Utility	3,482.03	4,704.40	PowerPlant	Regulated	Utility		39104:Office Furn. & Equip	PowerPlant	Power Plant
002	1080	1080	Utility	Utility	4,223,186.49	4,080,476.97	PowerPlant	Regulated	Utility		39902:Servers-Software	PowerPlant	Power Plant
002	1080	1080	Utility	Utility	5,859.70	5,859.70	PowerPlant	Regulated	Utility		39102:Remittance Processing	PowerPlant	Power Plant
002	1080	1080	Utility	Utility	15,186.55	28,255.25	PowerPlant	Regulated	Utility		39400:Tools Shop And Garage	PowerPlant	Power Plant
002	1080	1080	Utility	Utility	0.00	463.44	PowerPlant	Regulated	Utility		39500:Laboratory Equipment	PowerPlant	Power Plant
002	1080	1080	Utility	Utility	79,943.32	74,728.34	PowerPlant	Regulated	Utility		39800:Miscellaneous Equipme	PowerPlant	Power Plant
002	1080	1080	Utility	Utility	48,758,042.49	55,070,960.01	PowerPlant	Regulated	Utility		39908:Application Software	PowerPlant	Power Plant
002	1080	1080	Utility	Utility	4,442,359.33	2,454,701.82	PowerPlant	Regulated	Utility		39906:PC Hardware	PowerPlant	Power Plant
002	1080	1080	Utility	Utility	1,671,822.89	1,798,640.57	PowerPlant	Regulated	Utility		39907:PC Software	PowerPlant	Power Plant
002	1080	1080	Utility	Utility	1,762,795.97	1,811,491.70	PowerPlant	Regulated	Utility		39903:Network Hardware	PowerPlant	Power Plant
002	1080	1080	Utility	Utility	1,111,824.01	17,078.57	PowerPlant	Regulated	Utility		39904:Mainframe Cpu	PowerPlant	Power Plant
002	1080	1080	Utility	Utility	757.51	757.51	PowerPlant	Regulated	Utility		39300:Stores Equipment	PowerPlant	Power Plant
002	1080	1080	RWIP	RWIP	0.00	0.00	General Ledger	Regulated	Utility		RWIP	GL ONLY	GL
002	1080	1080	Utility	Utility	7,371,464.89	6,846,931.17	PowerPlant	Regulated	Utility		39100:Office Furniture And	PowerPlant	Power Plant
002	1080	1080	Utility	Utility	2,888.48	2,888.48	PowerPlant	Regulated	Utility		39103:Office Machines	PowerPlant	Power Plant
002	1080	1080	Utility	Utility	815,722.54	821,972.82	PowerPlant	Regulated	Utility		39700:Communication Equipme	PowerPlant	Power Plant
002	1080	1080	Utility	Utility	8,340,233.79	6,893,666.88	PowerPlant	Regulated	Utility		39901:Servers-Hardware	PowerPlant	Power Plant
002	1080	1080	Utility	Utility	1,174,869.65	15,386.06	PowerPlant	Regulated	Utility		39905:Mainframe Hardware	PowerPlant	Power Plant
002	1080	1080	Utility	Utility	8,091,940.37	8,564,000.59	PowerPlant	Regulated	Utility		39009:Improvements - Leased	PowerPlant	Power Plant
002	1080	1080	Utility	Utility	45,877.98	55,787.46	PowerPlant	Regulated	Utility		39900:Other Tangible Equipm	PowerPlant	Power Plant
002	1080	1080	Utility	Utility	2,722,303.01	2,728,460.18	PowerPlant	Regulated	Utility		39909:Mainframe Software	PowerPlant	Power Plant
002	1080	1080	Utility	Utility	0.08	0.08	PowerPlant	Regulated	Utility		39924:Oth Tang Prop - Gen.	PowerPlant	Power Plant
002	1080	1080	Utility	Utility	17,999.88	35,213.50	PowerPlant	Regulated	Utility		39200:Transportation Equipm	PowerPlant	Power Plant
002	1080	1080	Utility	Utility	0.00	132.71	PowerPlant	Regulated	Utility		39000:Structure & Improv	PowerPlant	Power Plant
002	1080	1080	Utility	Utility	1,076,793.93	1,819,913.73	PowerPlant	Regulated	Utility		39005:Structure & Improv	PowerPlant	Power Plant
002	1080	1080	Utility	Utility	3,482.03	4,830.36	PowerPlant	Regulated	Utility		39104:Office Furn. & Equip	PowerPlant	Power Plant
002	1080	1080	Utility	Utility	4,223,186.49	4,147,551.01	PowerPlant	Regulated	Utility		39902:Servers-Software	PowerPlant	Power Plant
002	1080	1080	Utility	Utility	5,859.70	5,859.70	PowerPlant	Regulated	Utility		39102:Remittance Processing	PowerPlant	Power Plant
002	1080	1080	Utility	Utility	15,186.55	28,099.08	PowerPlant	Regulated	Utility		39400:Tools Shop And Garage	PowerPlant	Power Plant
002	1080	1080	Utility	Utility	0.00	521.37	PowerPlant	Regulated	Utility		39500:Laboratory Equipment	PowerPlant	Power Plant
002	1080	1080	Utility	Utility	79,943.32	76,557.48	PowerPlant	Regulated	Utility		39800:Miscellaneous Equipme	PowerPlant	Power Plant
002	1080	1080	Utility	Utility	48,758,042.49	56,770,784.92	PowerPlant	Regulated	Utility		39908:Application Software	PowerPlant	Power Plant
002	1080	1080	Utility	Utility	4,442,359.33	2,474,012.13	PowerPlant	Regulated	Utility		39906:PC Hardware	PowerPlant	Power Plant
002	1080	1080	Utility	Utility	1,671,822.89	1,808,712.75	PowerPlant	Regulated	Utility		39907:PC Software	PowerPlant	Power Plant
002	1080	1080	Utility	Utility	1,762,795.97	1,842,699.30	PowerPlant	Regulated	Utility		39903:Network Hardware	PowerPlant	Power Plant
002	1080	1080	Utility	Utility	1,111,824.01	17,115.49	PowerPlant	Regulated	Utility		39904:Mainframe Cpu	PowerPlant	Power Plant
002	1080	1080	Utility	Utility	757.51	757.51	PowerPlant	Regulated	Utility		39300:Stores Equipment	PowerPlant	Power Plant
002	1080	1080	RWIP	RWIP	0.00	(5.17)	General Ledger	Regulated	Utility		RWIP	GL ONLY	GL
002	1080	1080	Utility	Utility	6,872,903.05	6,898,477.44	PowerPlant	Regulated	Utility		39100:Office Furniture And	PowerPlant	Power Plant
002	1080	1080	Utility	Utility	2,888.48	2,888.48	PowerPlant	Regulated	Utility		39103:Office Machines	PowerPlant	Power Plant

Division	GL Acct	Acct	Type/Recon	Type	Balance 9/30/11	End_Balance	Source	Reg/Non Reg	Util/Non Util	Description	Description	Note	Notes2
002	1080	1080	Utility	Utility	845,818.10	861,395.11	PowerPlant	Regulated	Utility	39700:Communication Equipme	39700:Communication Equipme	PowerPlant	Power Plant
002	1080	1080	Utility	Utility	7,057,390.44	7,217,305.50	PowerPlant	Regulated	Utility	39901:Servers-Hardware	39901:Servers-Hardware	PowerPlant	Power Plant
002	1080	1080	Utility	Utility	15,409.52	15,409.52	PowerPlant	Regulated	Utility	39905:Mainframe Hardware	39905:Mainframe Hardware	PowerPlant	Power Plant
002	1080	1080	Utility	Utility	8,570,370.48	8,626,315.79	PowerPlant	Regulated	Utility	39009:Improvements - Leased	39009:Improvements - Leased	PowerPlant	Power Plant
002	1080	1080	Utility	Utility	56,823.06	57,866.31	PowerPlant	Regulated	Utility	39900:Other Tangible Equipm	39900:Other Tangible Equipm	PowerPlant	Power Plant
002	1080	1080	Utility	Utility	2,726,827.13	2,726,986.46	PowerPlant	Regulated	Utility	39909:Mainframe Software	39909:Mainframe Software	PowerPlant	Power Plant
002	1080	1080	Utility	Utility	0.08	0.08	PowerPlant	Regulated	Utility	39924:Oth Tang Prop - Gen.	39924:Oth Tang Prop - Gen.	PowerPlant	Power Plant
002	1080	1080	Utility	Utility	37,874.05	39,549.05	PowerPlant	Regulated	Utility	39200:Transportation Equipm	39200:Transportation Equipm	PowerPlant	Power Plant
002	1080	1080	Utility	Utility	228.15	376.26	PowerPlant	Regulated	Utility	39000:Structure & Improv	39000:Structure & Improv	PowerPlant	Power Plant
002	1080	1080	Utility	Utility	1,885,392.96	1,950,889.99	PowerPlant	Regulated	Utility	39005:Structure & Improv	39005:Structure & Improv	PowerPlant	Power Plant
002	1080	1080	Utility	Utility	4,957.61	6,084.79	PowerPlant	Regulated	Utility	39104:Office Furn. & Equip	39104:Office Furn. & Equip	PowerPlant	Power Plant
002	1080	1080	Utility	Utility	4,216,840.09	4,287,193.15	PowerPlant	Regulated	Utility	39902:Servers-Software	39902:Servers-Software	PowerPlant	Power Plant
002	1080	1080	Utility	Utility	5,859.70	6,889.70	PowerPlant	Regulated	Utility	39102:Remittance Processing	39102:Remittance Processing	PowerPlant	Power Plant
002	1080	1080	Utility	Utility	29,931.75	31,664.58	PowerPlant	Regulated	Utility	39400:Tools Shop And Garage	39400:Tools Shop And Garage	PowerPlant	Power Plant
002	1080	1080	Utility	Utility	1,131.32	1,319.55	PowerPlant	Regulated	Utility	39500:Laboratory Equipment	39500:Laboratory Equipment	PowerPlant	Power Plant
002	1080	1080	Utility	Utility	78,315.57	80,382.71	PowerPlant	Regulated	Utility	39800:Miscellaneous Equipme	39800:Miscellaneous Equipme	PowerPlant	Power Plant
002	1080	1080	Utility	Utility	57,468,276.07	58,169,019.65	PowerPlant	Regulated	Utility	39908:Application Software	39908:Application Software	PowerPlant	Power Plant
002	1080	1080	Utility	Utility	2,493,233.17	2,496,843.02	PowerPlant	Regulated	Utility	39906:Pc Hardware	39906:Pc Hardware	PowerPlant	Power Plant
002	1080	1080	Utility	Utility	1,818,330.32	1,826,941.54	PowerPlant	Regulated	Utility	39907:Pc Software	39907:Pc Software	PowerPlant	Power Plant
002	1080	1080	Utility	Utility	1,874,594.86	1,905,884.37	PowerPlant	Regulated	Utility	39903:Network Hardware	39903:Network Hardware	PowerPlant	Power Plant
002	1080	1080	Utility	Utility	17,152.41	17,152.41	PowerPlant	Regulated	Utility	39904:Mainframe Cpu	39904:Mainframe Cpu	PowerPlant	Power Plant
002	1080	1080	Utility	Utility	757.51	757.51	PowerPlant	Regulated	Utility	39300:Stores Equipment	39300:Stores Equipment	PowerPlant	Power Plant
002	1080	1080	Utility	Utility	6,872,903.05	6,923,937.76	PowerPlant	Regulated	Utility	39100:Office Furniture And	39100:Office Furniture And	PowerPlant	Power Plant
002	1080	1080	Utility	Utility	2,888.48	2,888.48	PowerPlant	Regulated	Utility	39103:Office Machines	39103:Office Machines	PowerPlant	Power Plant
002	1080	1080	Utility	Utility	845,818.10	876,978.14	PowerPlant	Regulated	Utility	39700:Communication Equipme	39700:Communication Equipme	PowerPlant	Power Plant
002	1080	1080	Utility	Utility	7,057,390.44	7,364,332.02	PowerPlant	Regulated	Utility	39901:Servers-Hardware	39901:Servers-Hardware	PowerPlant	Power Plant
002	1080	1080	Utility	Utility	15,409.52	15,409.52	PowerPlant	Regulated	Utility	39905:Mainframe Hardware	39905:Mainframe Hardware	PowerPlant	Power Plant
002	1080	1080	Utility	Utility	8,570,370.48	8,656,234.70	PowerPlant	Regulated	Utility	39009:Improvements - Leased	39009:Improvements - Leased	PowerPlant	Power Plant
002	1080	1080	Utility	Utility	56,823.06	58,882.31	PowerPlant	Regulated	Utility	39900:Other Tangible Equipm	39900:Other Tangible Equipm	PowerPlant	Power Plant
002	1080	1080	Utility	Utility	2,726,827.13	2,727,145.79	PowerPlant	Regulated	Utility	39909:Mainframe Software	39909:Mainframe Software	PowerPlant	Power Plant
002	1080	1080	Utility	Utility	0.08	0.08	PowerPlant	Regulated	Utility	39924:Oth Tang Prop - Gen.	39924:Oth Tang Prop - Gen.	PowerPlant	Power Plant
002	1080	1080	Utility	Utility	37,874.05	41,221.22	PowerPlant	Regulated	Utility	39200:Transportation Equipm	39200:Transportation Equipm	PowerPlant	Power Plant
002	1080	1080	Utility	Utility	228.15	543.59	PowerPlant	Regulated	Utility	39000:Structure & Improv	39000:Structure & Improv	PowerPlant	Power Plant
002	1080	1080	Utility	Utility	1,885,392.96	2,016,391.68	PowerPlant	Regulated	Utility	39005:Structure & Improv	39005:Structure & Improv	PowerPlant	Power Plant
002	1080	1080	Utility	Utility	4,957.61	6,211.79	PowerPlant	Regulated	Utility	39104:Office Furn. & Equip	39104:Office Furn. & Equip	PowerPlant	Power Plant
002	1080	1080	Utility	Utility	4,216,840.09	4,357,094.61	PowerPlant	Regulated	Utility	39902:Servers-Software	39902:Servers-Software	PowerPlant	Power Plant
002	1080	1080	Utility	Utility	5,859.70	6,889.70	PowerPlant	Regulated	Utility	39102:Remittance Processing	39102:Remittance Processing	PowerPlant	Power Plant
002	1080	1080	Utility	Utility	29,931.75	33,387.15	PowerPlant	Regulated	Utility	39400:Tools Shop And Garage	39400:Tools Shop And Garage	PowerPlant	Power Plant
002	1080	1080	Utility	Utility	1,131.32	1,507.75	PowerPlant	Regulated	Utility	39500:Laboratory Equipment	39500:Laboratory Equipment	PowerPlant	Power Plant
002	1080	1080	Utility	Utility	78,315.57	82,451.80	PowerPlant	Regulated	Utility	39800:Miscellaneous Equipme	39800:Miscellaneous Equipme	PowerPlant	Power Plant
002	1080	1080	Utility	Utility	57,468,276.07	58,872,926.90	PowerPlant	Regulated	Utility	39908:Application Software	39908:Application Software	PowerPlant	Power Plant
002	1080	1080	Utility	Utility	2,493,233.17	2,521,839.54	PowerPlant	Regulated	Utility	39906:Pc Hardware	39906:Pc Hardware	PowerPlant	Power Plant
002	1080	1080	Utility	Utility	1,818,330.32	1,834,873.07	PowerPlant	Regulated	Utility	39907:Pc Software	39907:Pc Software	PowerPlant	Power Plant
002	1080	1080	Utility	Utility	1,874,594.86	1,937,073.43	PowerPlant	Regulated	Utility	39903:Network Hardware	39903:Network Hardware	PowerPlant	Power Plant
002	1080	1080	Utility	Utility	17,152.41	17,152.41	PowerPlant	Regulated	Utility	39904:Mainframe Cpu	39904:Mainframe Cpu	PowerPlant	Power Plant
002	1080	1080	Utility	Utility	757.51	757.51	PowerPlant	Regulated	Utility	39300:Stores Equipment	39300:Stores Equipment	PowerPlant	Power Plant
002	1080	1080	Utility	Utility	6,872,903.05	6,950,804.04	PowerPlant	Regulated	Utility	39100:Office Furniture And	39100:Office Furniture And	PowerPlant	Power Plant
002	1080	1080	Utility	Utility	2,888.48	2,888.48	PowerPlant	Regulated	Utility	39103:Office Machines	39103:Office Machines	PowerPlant	Power Plant
002	1080	1080	Utility	Utility	845,818.10	891,304.03	PowerPlant	Regulated	Utility	39700:Communication Equipme	39700:Communication Equipme	PowerPlant	Power Plant
002	1080	1080	Utility	Utility	7,057,390.44	7,541,197.64	PowerPlant	Regulated	Utility	39901:Servers-Hardware	39901:Servers-Hardware	PowerPlant	Power Plant
002	1080	1080	Utility	Utility	15,409.52	15,409.52	PowerPlant	Regulated	Utility	39905:Mainframe Hardware	39905:Mainframe Hardware	PowerPlant	Power Plant
002	1080	1080	Utility	Utility	8,570,370.48	8,703,741.31	PowerPlant	Regulated	Utility	39009:Improvements - Leased	39009:Improvements - Leased	PowerPlant	Power Plant
002	1080	1080	Utility	Utility	56,823.06	60,050.54	PowerPlant	Regulated	Utility	39900:Other Tangible Equipm	39900:Other Tangible Equipm	PowerPlant	Power Plant
002	1080	1080	Utility	Utility	2,726,827.13	2,727,319.65	PowerPlant	Regulated	Utility	39909:Mainframe Software	39909:Mainframe Software	PowerPlant	Power Plant
002	1080	1080	Utility	Utility	0.08	0.08	PowerPlant	Regulated	Utility	39924:Oth Tang Prop - Gen.	39924:Oth Tang Prop - Gen.	PowerPlant	Power Plant
002	1080	1080	Utility	Utility	37,874.05	42,679.40	PowerPlant	Regulated	Utility	39200:Transportation Equipm	39200:Transportation Equipm	PowerPlant	Power Plant
002	1080	1080	Utility	Utility	228.15	691.65	PowerPlant	Regulated	Utility	39000:Structure & Improv	39000:Structure & Improv	PowerPlant	Power Plant
002	1080	1080	Utility	Utility	1,885,392.96	2,078,225.53	PowerPlant	Regulated	Utility	39005:Structure & Improv	39005:Structure & Improv	PowerPlant	Power Plant
002	1080	1080	Utility	Utility	4,957.61	5,341.21	PowerPlant	Regulated	Utility	39104:Office Furn. & Equip	39104:Office Furn. & Equip	PowerPlant	Power Plant
002	1080	1080	Utility	Utility	4,216,840.09	4,426,850.44	PowerPlant	Regulated	Utility	39902:Servers-Software	39902:Servers-Software	PowerPlant	Power Plant
002	1080	1080	Utility	Utility	5,859.70	6,889.70	PowerPlant	Regulated	Utility	39102:Remittance Processing	39102:Remittance Processing	PowerPlant	Power Plant
002	1080	1080	Utility	Utility	29,931.75	35,065.90	PowerPlant	Regulated	Utility	39400:Tools Shop And Garage	39400:Tools Shop And Garage	PowerPlant	Power Plant
002	1080	1080	Utility	Utility	1,131.32	1,596.84	PowerPlant	Regulated	Utility	39500:Laboratory Equipment	39500:Laboratory Equipment	PowerPlant	Power Plant
002	1080	1080	Utility	Utility	78,315.57	84,080.85	PowerPlant	Regulated	Utility	39800:Miscellaneous Equipme	39800:Miscellaneous Equipme	PowerPlant	Power Plant
002	1080	1080	Utility	Utility	57,468,276.07	59,507,096.46	PowerPlant	Regulated	Utility	39908:Application Software	39908:Application Software	PowerPlant	Power Plant
002	1080	1080	Utility	Utility	2,493,233.17	2,332,401.88	PowerPlant	Regulated	Utility	39906:Pc Hardware	39906:Pc Hardware	PowerPlant	Power Plant
002	1080	1080	Utility	Utility	1,818,330.32	1,485,490.15	PowerPlant	Regulated	Utility	39907:Pc Software	39907:Pc Software	PowerPlant	Power Plant
002	1080	1080	Utility	Utility	1,874,594.86	1,866,874.09	PowerPlant	Regulated	Utility	39903:Network Hardware	39903:Network Hardware	PowerPlant	Power Plant
002	1080	1080	Utility	Utility	17,152.41	17,152.41	PowerPlant	Regulated	Utility	39904:Mainframe Cpu	39904:Mainframe Cpu	PowerPlant	Power Plant
002	1080	1080	Utility	Utility	757.51	757.51	PowerPlant	Regulated	Utility	39300:Stores Equipment	39300:Stores Equipment	PowerPlant	Power Plant
002	1080	1080	Utility	Utility	7,371,484.89	6,872,903.05	PowerPlant	Regulated	Utility	39100:Office Furniture And	39100:Office Furniture And	PowerPlant	Power Plant
002	1080	1080	Utility	Utility	2,888.48	2,888.48	PowerPlant	Regulated	Utility	39103:Office Machines	39103:Office Machines	PowerPlant	Power Plant
002	1080	1080	Utility	Utility	815,722.54	845,818.10	PowerPlant	Regulated	Utility	39700:Communication Equipme	39700:Communication Equipme	PowerPlant	Power Plant
002	1080	1080	Utility	Utility	8,340,233.79	7,057,390.44	PowerPlant	Regulated	Utility	39901:Servers-Hardware	39901:Servers-Hardware	PowerPlant	Power Plant
002	1080	1080	Utility	Utility	1,174,869.65	15,409.52	PowerPlant	Regulated	Utility	39905:Mainframe Hardware	39905:Mainframe Hardware	PowerPlant	Power Plant
002	1080	1080	Utility	Utility	8,091,940.37	8,570,370.48	PowerPlant	Regulated	Utility	39009:Improvements - Leased	39009:Improvements - Leased	PowerPlant	Power Plant
002	1080	1080	Utility	Utility	48,877.96	56,823.06	PowerPlant	Regulated	Utility	39900:Other Tangible Equipm	39900:Other Tangible Equipm	PowerPlant	Power Plant
002	1080	1080	Utility	Utility	2,722,303.01	2,726,827.13	PowerPlant	Regulated	Utility	39909:Mainframe Software	39909:Mainframe Software	PowerPlant	Power Plant
002	1080	1080	Utility	Utility	0.08	0.08	PowerPlant	Regulated	Utility	39924:Oth Tang Prop - Gen.	39924:Oth Tang Prop - Gen.	PowerPlant	Power Plant
002	1080	1080	Utility	Utility	17,999.88	37,874.05	PowerPlant	Regulated	Utility	39200:Transportation Equipm	39200:Transportation Equipm	PowerPlant	Power Plant
002	1080	1080	Utility	Utility	0.00	228.15	PowerPlant	Regulated	Utility	39000:Structure & Improv	39000:Structure & Improv	PowerPlant	Power Plant
002	1080	1080	Utility	Utility	1,076,793.93	1,885,392.96	PowerPlant	Regulated	Utility	39005:Structure & Improv	39005:Structure & Improv	PowerPlant	Power Plant

Division	GL Acct	Accl	Type/Recon	Type	Balance 9/30/11	End_Balance	Source	Reg/Non Reg	Util/Non Util	Description	Descr	Note	Notes2
002	1080	1080	Utility	Utility	3,482.03	4,957.81	PowerPlant	Regulated	Utility		39104:Office Furn. & Equip	PowerPlant	Power Plant
002	1080	1080	Utility	Utility	4,223,186.48	4,216,840.09	PowerPlant	Regulated	Utility		38902:Servers-Software	PowerPlant	Power Plant
002	1080	1080	Utility	Utility	5,859.70	5,859.70	PowerPlant	Regulated	Utility		39102:Remittance Processing	PowerPlant	Power Plant
002	1080	1080	Utility	Utility	15,186.55	29,931.75	PowerPlant	Regulated	Utility		39400:Tools Shop And Garage	PowerPlant	Power Plant
002	1080	1080	Utility	Utility	0.00	1,131.32	PowerPlant	Regulated	Utility		39500:Laboratory Equipment	PowerPlant	Power Plant
002	1080	1080	Utility	Utility	79,943.32	78,315.57	PowerPlant	Regulated	Utility		39800:Miscellaneous Equipme	PowerPlant	Power Plant
002	1080	1080	Utility	Utility	48,758,042.49	57,468,275.07	PowerPlant	Regulated	Utility		39908:Application Software	PowerPlant	Power Plant
002	1080	1080	Utility	Utility	4,442,359.33	2,493,233.17	PowerPlant	Regulated	Utility		39906:Pc Hardware	PowerPlant	Power Plant
002	1080	1080	Utility	Utility	1,671,822.69	1,818,330.32	PowerPlant	Regulated	Utility		39907:Pc Software	PowerPlant	Power Plant
002	1080	1080	Utility	Utility	1,762,795.97	1,874,594.86	PowerPlant	Regulated	Utility		39803:Network Hardware	PowerPlant	Power Plant
002	1080	1080	Utility	Utility	1,111,824.01	17,152.41	PowerPlant	Regulated	Utility		39904:Mainframe Cpu	PowerPlant	Power Plant
002	1080	1080	Utility	Utility	757.51	757.51	PowerPlant	Regulated	Utility		39300:Stores Equipment	PowerPlant	Power Plant
002	1080	1080	RW/P	RW/P	0.00	(5.17)	General Ledger	Regulated	Utility		RW/P	GL ONLY	GL
009	1080	1080	Utility	Utility	(0.63)	(1.44)	PowerPlant	Regulated	Utility		38000:Services	PowerPlant	Power Plant
009	1080	1080	Utility	Utility	0.07	0.07	PowerPlant	Regulated	Utility		37601:Mains - Steel	PowerPlant	Power Plant
009	1080	1080	Utility	Utility	0.56	1.37	PowerPlant	Regulated	Utility		38200:Meter Installations	PowerPlant	Power Plant
009	1080	1080	Utility	Utility	57,144.57	57,144.57	PowerPlant	Regulated	Utility		37400:Land & Land Right Grp	PowerPlant	Power Plant
009	1080	1080	Utility	Utility	(7,250.38)	(7,250.38)	PowerPlant	Regulated	Utility		37401:Land	PowerPlant	Power Plant
009	1080	1080	Utility	Utility	44,728.31	48,263.24	PowerPlant	Regulated	Utility		37402:Land Rights	PowerPlant	Power Plant
009	1080	1080	Utility	Utility	74,578.53	82,398.54	PowerPlant	Regulated	Utility		37500:Structures & Improvem	PowerPlant	Power Plant
009	1080	1080	Utility	Utility	90,051.05	92,471.95	PowerPlant	Regulated	Utility		37501:Struct. & Improv. - T	PowerPlant	Power Plant
009	1080	1080	Utility	Utility	44,541.69	45,652.92	PowerPlant	Regulated	Utility		37502:Land Rights	PowerPlant	Power Plant
009	1080	1080	Utility	Utility	772.39	867.97	PowerPlant	Regulated	Utility		37503:Improvements	PowerPlant	Power Plant
009	1080	1080	Utility	Utility	2,443,037.12	2,114,244.43	PowerPlant	Regulated	Utility		37600:Mains - Cathodic Prot	PowerPlant	Power Plant
009	1080	1080	Utility	Utility	41,422,123.32	42,007,434.26	PowerPlant	Regulated	Utility		37801:Mains - Steel	PowerPlant	Power Plant
009	1080	1080	Utility	Utility	11,254,730.65	11,756,466.70	PowerPlant	Regulated	Utility		37602:Mains - Plastic	PowerPlant	Power Plant
009	1080	1080	Utility	Utility	1,504,524.20	1,563,526.92	PowerPlant	Regulated	Utility		37800:Meas. And Reg. Sta. E	PowerPlant	Power Plant
009	1080	1080	Utility	Utility	262,536.86	266,664.94	PowerPlant	Regulated	Utility		37900:Meas & Reg Station Eq	PowerPlant	Power Plant
009	1080	1080	Utility	Utility	1,148,384.99	1,174,379.75	PowerPlant	Regulated	Utility		37905:Meas & Reg Sta Eq - C	PowerPlant	Power Plant
009	1080	1080	Utility	Utility	43,660,393.74	43,189,437.34	PowerPlant	Regulated	Utility		38000:Services	PowerPlant	Power Plant
009	1080	1080	Utility	Utility	5,321,767.66	5,798,960.10	PowerPlant	Regulated	Utility		38100:Meters	PowerPlant	Power Plant
009	1080	1080	Utility	Utility	5,677,701.86	6,633,395.24	PowerPlant	Regulated	Utility		38200:Meter Installations	PowerPlant	Power Plant
009	1080	1080	Utility	Utility	2,848,425.64	2,824,104.86	PowerPlant	Regulated	Utility		38300:House Regulators	PowerPlant	Power Plant
009	1080	1080	Utility	Utility	114,141.32	116,478.62	PowerPlant	Regulated	Utility		38400:House Regulator Insta	PowerPlant	Power Plant
009	1080	1080	Utility	Utility	2,559,616.17	2,655,754.06	PowerPlant	Regulated	Utility		38500:Industrial Measuring	PowerPlant	Power Plant
009	1080	1080	Utility	Utility	25,654.04	25,654.04	PowerPlant	Regulated	Utility		38900:Land & Land Rights	PowerPlant	Power Plant
009	1080	1080	Utility	Utility	153,455.63	166,741.61	PowerPlant	Regulated	Utility		39002:Structure-Brick Grp	PowerPlant	Power Plant
009	1080	1080	Utility	Utility	368,914.89	422,802.12	PowerPlant	Regulated	Utility		39003:Improvements Grp	PowerPlant	Power Plant
009	1080	1080	Utility	Utility	7,350.84	7,480.40	PowerPlant	Regulated	Utility		39004:Air Condition Eq Grp	PowerPlant	Power Plant
009	1080	1080	Utility	Utility	1,184,762.95	1,207,407.94	PowerPlant	Regulated	Utility		39009:Improvement-Leased Grp	PowerPlant	Power Plant
009	1080	1080	Utility	Utility	65,538.18	110,168.73	PowerPlant	Regulated	Utility		39100:Office Furniture And	PowerPlant	Power Plant
009	1080	1080	Utility	Utility	(107,598.31)	(107,598.31)	PowerPlant	Regulated	Utility		39103:Office Machines	PowerPlant	Power Plant
009	1080	1080	Utility	Utility	9,069.55	186,396.64	PowerPlant	Regulated	Utility		39200:Transp Equip-Group	PowerPlant	Power Plant
009	1080	1080	Utility	Utility	4,972.75	4,972.75	PowerPlant	Regulated	Utility		39201:Wkg Trucks - Group	PowerPlant	Power Plant
009	1080	1080	Utility	Utility	50,217.01	48,513.25	PowerPlant	Regulated	Utility		39202:Wkg Trailers - Group	PowerPlant	Power Plant
009	1080	1080	Utility	Utility	128,979.48	135,949.42	PowerPlant	Regulated	Utility		39400:Tools Shop And Garage	PowerPlant	Power Plant
009	1080	1080	Utility	Utility	(144,275.12)	(180,189.82)	PowerPlant	Regulated	Utility		39803:Ditchers - Group	PowerPlant	Power Plant
009	1080	1080	Utility	Utility	(46,345.20)	(36,575.43)	PowerPlant	Regulated	Utility		39804:Backhoes - Group	PowerPlant	Power Plant
009	1080	1080	Utility	Utility	9,750.91	9,399.17	PowerPlant	Regulated	Utility		39805:Welders - Group	PowerPlant	Power Plant
009	1080	1080	Utility	Utility	(271,319.69)	(255,939.41)	PowerPlant	Regulated	Utility		39700:Communication Equipme	PowerPlant	Power Plant
009	1080	1080	Utility	Utility	(22,087.21)	(22,087.21)	PowerPlant	Regulated	Utility		39701:Communication Equip.	PowerPlant	Power Plant
009	1080	1080	Utility	Utility	(34,135.78)	(34,135.78)	PowerPlant	Regulated	Utility		39702:Communication Equip.	PowerPlant	Power Plant
009	1080	1080	Utility	Utility	(134,567.89)	(131,866.97)	PowerPlant	Regulated	Utility		39705:Communication Equip.	PowerPlant	Power Plant
009	1080	1080	Utility	Utility	1,259,607.72	1,343,616.82	PowerPlant	Regulated	Utility		39800:Miscellaneous Equipme	PowerPlant	Power Plant
009	1080	1080	Utility	Utility	175,990.09	175,990.09	PowerPlant	Regulated	Utility		39901:Servers Hardware	PowerPlant	Power Plant
009	1080	1080	Utility	Utility	118,460.96	118,460.96	PowerPlant	Regulated	Utility		39902:Servers Software	PowerPlant	Power Plant
009	1080	1080	Utility	Utility	511,781.46	511,781.46	PowerPlant	Regulated	Utility		39903:Network Hardware	PowerPlant	Power Plant
009	1080	1080	Utility	Utility	2,004,048.17	2,020,038.39	PowerPlant	Regulated	Utility		39906:Pc Hardware	PowerPlant	Power Plant
009	1080	1080	Utility	Utility	247,331.13	247,331.13	PowerPlant	Regulated	Utility		39907:Pc Software	PowerPlant	Power Plant
009	1080	1080	Utility	Utility	356,885.73	410,891.79	PowerPlant	Regulated	Utility		39908:Application Software	PowerPlant	Power Plant
009	1080	1080	Utility	Utility	249,688.38	321,073.72	PowerPlant	Regulated	Utility		39000:Structure & Improv	PowerPlant	Power Plant
009	1080	1080	Utility	Utility	8,329.72	8,329.72	PowerPlant	Regulated	Utility		30100:Organization Grp	PowerPlant	Power Plant
009	1080	1080	Utility	Utility	119,852.69	119,852.69	PowerPlant	Regulated	Utility		30200:Franch & Consent Grp	PowerPlant	Power Plant
009	1080	1080	Utility	Utility	577.50	681.45	PowerPlant	Regulated	Utility		32500:Producing Leaseholds	PowerPlant	Power Plant
009	1080	1080	Utility	Utility	7,960.00	9,382.80	PowerPlant	Regulated	Utility		32540:Rights-Of-Way	PowerPlant	Power Plant
009	1080	1080	Utility	Utility	3,492.47	3,492.47	PowerPlant	Regulated	Utility		33100:Producing Gas Wells -	PowerPlant	Power Plant
009	1080	1080	Utility	Utility	47,162.67	47,162.67	PowerPlant	Regulated	Utility		33201:Field Lines	PowerPlant	Power Plant
009	1080	1080	Utility	Utility	529,956.16	529,956.16	PowerPlant	Regulated	Utility		33202:Tributary Lines	PowerPlant	Power Plant
009	1080	1080	Utility	Utility	189,625.47	189,625.47	PowerPlant	Regulated	Utility		33400:Field Measuring And R	PowerPlant	Power Plant
009	1080	1080	Utility	Utility	9,724.80	11,474.91	PowerPlant	Regulated	Utility		33800:Purification Equipmen	PowerPlant	Power Plant
009	1080	1080	Utility	Utility	4,681.58	4,681.58	PowerPlant	Regulated	Utility		35002:Rights-Of-Way	PowerPlant	Power Plant
009	1080	1080	Utility	Utility	5,259.44	5,340.09	PowerPlant	Regulated	Utility		35100:Structures And Improv	PowerPlant	Power Plant
009	1080	1080	Utility	Utility	119,257.05	119,948.72	PowerPlant	Regulated	Utility		35102:Compressor Station Eq	PowerPlant	Power Plant
009	1080	1080	Utility	Utility	24,295.30	24,295.30	PowerPlant	Regulated	Utility		35103:Measuring And Reg. St	PowerPlant	Power Plant
009	1080	1080	Utility	Utility	141,033.98	141,033.98	PowerPlant	Regulated	Utility		35104:Other Structures	PowerPlant	Power Plant
009	1080	1080	Utility	Utility	399,019.85	443,575.88	PowerPlant	Regulated	Utility		35200:Rights Of Way	PowerPlant	Power Plant
009	1080	1080	Utility	Utility	1,682,802.04	1,712,356.99	PowerPlant	Regulated	Utility		35201:Well Construction	PowerPlant	Power Plant
009	1080	1080	Utility	Utility	559,192.29	555,535.75	PowerPlant	Regulated	Utility		35202:Well Equipment	PowerPlant	Power Plant
009	1080	1080	Utility	Utility	168,071.00	188,323.78	PowerPlant	Regulated	Utility		35203:Cushion Gas Grp	PowerPlant	Power Plant
009	1080	1080	Utility	Utility	178,519.35	178,519.35	PowerPlant	Regulated	Utility		35210:Storage Leaseholds An	PowerPlant	Power Plant
009	1080	1080	Utility	Utility	52,984.06	53,164.33	PowerPlant	Regulated	Utility		35211:Storage Rights	PowerPlant	Power Plant
009	1080	1080	Utility	Utility	187,421.92	187,421.92	PowerPlant	Regulated	Utility		35301:Storage Field Lines	PowerPlant	Power Plant



Division	GL Acct	Acct	Type/Recon	Type	Balance 9/30/11	End_Balance	Source	Reg/Non Reg	Util/Non Util	Description	Desc	Note	Notes2
009	1080	1080	Utility	Utility	219,931.12	219,931.12	PowerPlant	Regulated	Utility	35302:Storage Tributary Lin		PowerPlant	Power Plant
009	1080	1080	Utility	Utility	473,900.34	372,557.62	PowerPlant	Regulated	Utility	35400:Compressor Station Eq		PowerPlant	Power Plant
009	1080	1080	Utility	Utility	162,301.11	162,301.11	PowerPlant	Regulated	Utility	35600:Purification Equipmen		PowerPlant	Power Plant
009	1030	1080	Utility	Utility	238,931.42	238,931.42	PowerPlant	Regulated	Utility	35500:Measuring and Regulat		PowerPlant	Power Plant
009	1080	1080	Utility	Utility	15.94	15.94	PowerPlant	Regulated	Utility	36510:Land & Land Rights		PowerPlant	Power Plant
009	1080	1080	Utility	Utility	396,629.96	407,662.69	PowerPlant	Regulated	Utility	36520:Rights-Of-Way		PowerPlant	Power Plant
009	1080	1080	Utility	Utility	(3,993.66)	(3,298.00)	PowerPlant	Regulated	Utility	36602:Meas. & Reg. Sta. Str		PowerPlant	Power Plant
009	1080	1080	Utility	Utility	57,395.54	58,330.73	PowerPlant	Regulated	Utility	36603:Other Structures		PowerPlant	Power Plant
009	1080	1080	Utility	Utility	278,052.02	283,228.49	PowerPlant	Regulated	Utility	36700:Mains - Cathodic Prot		PowerPlant	Power Plant
009	1080	1080	Utility	Utility	16,790,590.96	17,084,557.92	PowerPlant	Regulated	Utility	36701:Mains - Steel		PowerPlant	Power Plant
009	1080	1080	Utility	Utility	218,318.06	224,734.16	PowerPlant	Regulated	Utility	36900:Measuring And Reg. St		PowerPlant	Power Plant
009	1080	1080	Utility	Utility	1,713,791.44	1,739,065.69	PowerPlant	Regulated	Utility	36901:Measuring And Reg. St		PowerPlant	Power Plant
009	1080	1080	RWIP	RWIP	0.00	(254,287.44)	General Ledger	Regulated	Utility	RWIP		GL ONLY	GL
009	1080	1080	RWIP	RWIP	(3,183,344.89)	(3,163,344.89)	General Ledger	Regulated	Utility	Prior Year Balances		Do Not Delete	
009	1080	1080	Utility	Utility	(0.63)	(1.53)	PowerPlant	Regulated	Utility	38000:Services		PowerPlant	Power Plant
009	1080	1080	Utility	Utility	0.07	0.07	PowerPlant	Regulated	Utility	37601:Mains - Steel		PowerPlant	Power Plant
009	1080	1080	Utility	Utility	0.56	1.46	PowerPlant	Regulated	Utility	38200:Meter Installations		PowerPlant	Power Plant
009	1080	1080	Utility	Utility	57,144.57	57,144.57	PowerPlant	Regulated	Utility	37400:Land & Land Right Grp		PowerPlant	Power Plant
009	1080	1080	Utility	Utility	(7,250.38)	(7,250.38)	PowerPlant	Regulated	Utility	37401:Land		PowerPlant	Power Plant
009	1080	1080	Utility	Utility	44,728.31	48,655.01	PowerPlant	Regulated	Utility	37402:Land Rights		PowerPlant	Power Plant
009	1080	1080	Utility	Utility	74,578.53	83,267.43	PowerPlant	Regulated	Utility	37500:Structures & Improvem		PowerPlant	Power Plant
009	1080	1080	Utility	Utility	80,051.05	92,740.95	PowerPlant	Regulated	Utility	37501:Struct. & Improv. - T		PowerPlant	Power Plant
009	1080	1080	Utility	Utility	44,541.69	45,776.39	PowerPlant	Regulated	Utility	37502:Land Rights		PowerPlant	Power Plant
009	1080	1080	Utility	Utility	772.39	878.59	PowerPlant	Regulated	Utility	37503:Improvements		PowerPlant	Power Plant
009	1080	1080	Utility	Utility	2,443,037.12	1,972,132.88	PowerPlant	Regulated	Utility	37600:Mains - Cathodic Prot		PowerPlant	Power Plant
009	1080	1080	Utility	Utility	41,422,123.32	42,107,902.21	PowerPlant	Regulated	Utility	37601:Mains - Steel		PowerPlant	Power Plant
009	1080	1080	Utility	Utility	11,254,730.85	11,809,904.58	PowerPlant	Regulated	Utility	37602:Mains - Plastic		PowerPlant	Power Plant
009	1080	1080	Utility	Utility	1,504,524.20	1,571,046.81	PowerPlant	Regulated	Utility	37800:Meas. And Reg. Sta. E		PowerPlant	Power Plant
009	1080	1080	Utility	Utility	262,536.66	300,457.66	PowerPlant	Regulated	Utility	37900:Meas & Reg Station Eq		PowerPlant	Power Plant
009	1080	1080	Utility	Utility	1,148,594.99	1,177,265.44	PowerPlant	Regulated	Utility	37905:Meas & Reg Sta Eq - C		PowerPlant	Power Plant
009	1080	1080	Utility	Utility	43,680,393.74	43,408,605.92	PowerPlant	Regulated	Utility	38000:Services		PowerPlant	Power Plant
009	1080	1080	Utility	Utility	5,321,767.66	5,914,257.96	PowerPlant	Regulated	Utility	38100:Meters		PowerPlant	Power Plant
009	1080	1080	Utility	Utility	5,677,701.66	5,738,510.66	PowerPlant	Regulated	Utility	38200:Meter Installations		PowerPlant	Power Plant
009	1080	1080	Utility	Utility	2,649,425.64	2,840,388.98	PowerPlant	Regulated	Utility	38300:House Regulators		PowerPlant	Power Plant
009	1080	1080	Utility	Utility	114,141.32	116,738.32	PowerPlant	Regulated	Utility	38400:House Regulator Insta		PowerPlant	Power Plant
009	1080	1080	Utility	Utility	2,559,616.17	2,666,452.48	PowerPlant	Regulated	Utility	38500:Industrial Measuring		PowerPlant	Power Plant
009	1080	1080	Utility	Utility	25,654.04	25,654.04	PowerPlant	Regulated	Utility	38600:Land & Land Rights		PowerPlant	Power Plant
009	1080	1080	Utility	Utility	153,455.63	168,217.83	PowerPlant	Regulated	Utility	38002:Structure-Brick Grp		PowerPlant	Power Plant
009	1080	1080	Utility	Utility	388,914.89	428,789.69	PowerPlant	Regulated	Utility	38003:Improvements Grp		PowerPlant	Power Plant
009	1080	1080	Utility	Utility	7,350.84	7,480.40	PowerPlant	Regulated	Utility	38004:Air Condition Eq Grp		PowerPlant	Power Plant
009	1080	1080	Utility	Utility	1,184,762.95	1,209,924.05	PowerPlant	Regulated	Utility	38009:Improvement-Leased Grp		PowerPlant	Power Plant
009	1080	1080	Utility	Utility	65,638.18	117,726.06	PowerPlant	Regulated	Utility	39100:Office Furniture And		PowerPlant	Power Plant
009	1080	1080	Utility	Utility	(107,598.31)	(107,598.31)	PowerPlant	Regulated	Utility	39103:Office Machines		PowerPlant	Power Plant
009	1080	1080	Utility	Utility	9,069.55	208,099.65	PowerPlant	Regulated	Utility	39200:Transp Equip-Group		PowerPlant	Power Plant
009	1080	1080	Utility	Utility	4,972.75	4,972.75	PowerPlant	Regulated	Utility	39201:Wkg Trucks - Group		PowerPlant	Power Plant
009	1080	1080	Utility	Utility	50,217.01	48,605.10	PowerPlant	Regulated	Utility	39202:Wkg Trailers - Group		PowerPlant	Power Plant
009	1080	1080	Utility	Utility	128,979.48	147,490.75	PowerPlant	Regulated	Utility	39400:Tools Shop And Garage		PowerPlant	Power Plant
009	1080	1080	Utility	Utility	(144,275.12)	(179,700.84)	PowerPlant	Regulated	Utility	39603:Ditchers - Group		PowerPlant	Power Plant
009	1080	1080	Utility	Utility	(46,345.20)	(35,469.90)	PowerPlant	Regulated	Utility	39604:Backhoes - Group		PowerPlant	Power Plant
009	1080	1080	Utility	Utility	9,750.91	9,851.46	PowerPlant	Regulated	Utility	39605:Welders - Group		PowerPlant	Power Plant
009	1080	1080	Utility	Utility	(271,319.89)	(254,230.49)	PowerPlant	Regulated	Utility	39700:Communication Equipme		PowerPlant	Power Plant
009	1080	1080	Utility	Utility	(22,087.21)	(22,087.21)	PowerPlant	Regulated	Utility	39701:Communication Equip.		PowerPlant	Power Plant
009	1080	1080	Utility	Utility	(34,135.78)	(34,135.78)	PowerPlant	Regulated	Utility	39702:Communication Equip.		PowerPlant	Power Plant
009	1080	1080	Utility	Utility	(134,567.63)	(151,566.89)	PowerPlant	Regulated	Utility	39705:Communication Equip.		PowerPlant	Power Plant
009	1080	1080	Utility	Utility	1,259,607.72	1,355,476.39	PowerPlant	Regulated	Utility	39800:Miscellaneous Equipme		PowerPlant	Power Plant
009	1080	1080	Utility	Utility	175,990.09	175,990.09	PowerPlant	Regulated	Utility	39901:Servers Hardware		PowerPlant	Power Plant
009	1080	1080	Utility	Utility	118,460.96	118,460.96	PowerPlant	Regulated	Utility	39902:Servers Software		PowerPlant	Power Plant
009	1080	1080	Utility	Utility	511,781.46	511,781.46	PowerPlant	Regulated	Utility	39903:Network Hardware		PowerPlant	Power Plant
009	1080	1080	Utility	Utility	2,004,048.17	2,021,815.15	PowerPlant	Regulated	Utility	39906:Pc Hardware		PowerPlant	Power Plant
009	1080	1080	Utility	Utility	247,331.13	247,331.13	PowerPlant	Regulated	Utility	39907:Pc Software		PowerPlant	Power Plant
009	1080	1080	Utility	Utility	356,865.73	411,709.64	PowerPlant	Regulated	Utility	39908:Application Software		PowerPlant	Power Plant
009	1080	1080	Utility	Utility	248,668.38	333,940.25	PowerPlant	Regulated	Utility	39000:Structure & Improv		PowerPlant	Power Plant
009	1080	1080	Utility	Utility	8,329.72	8,329.72	PowerPlant	Regulated	Utility	30100:Organization Grp		PowerPlant	Power Plant
009	1080	1080	Utility	Utility	119,852.69	119,852.69	PowerPlant	Regulated	Utility	30200:Franch & Consent Grp		PowerPlant	Power Plant
009	1080	1080	Utility	Utility	577.50	693.00	PowerPlant	Regulated	Utility	32520:Producing Lessholds		PowerPlant	Power Plant
009	1080	1080	Utility	Utility	7,960.00	9,552.00	PowerPlant	Regulated	Utility	32540:Rights-Of-Way		PowerPlant	Power Plant
009	1080	1080	Utility	Utility	3,492.47	3,492.47	PowerPlant	Regulated	Utility	33100:Producing Gas Wells -		PowerPlant	Power Plant
009	1080	1080	Utility	Utility	47,162.67	47,162.67	PowerPlant	Regulated	Utility	33201:Field Lines		PowerPlant	Power Plant
009	1080	1080	Utility	Utility	529,955.16	529,955.16	PowerPlant	Regulated	Utility	33202:Tributary Lines		PowerPlant	Power Plant
009	1080	1080	Utility	Utility	189,625.47	189,625.47	PowerPlant	Regulated	Utility	33400:Field Measuring And R		PowerPlant	Power Plant
009	1080	1080	Utility	Utility	9,724.50	11,669.40	PowerPlant	Regulated	Utility	33600:Purification Equipmen		PowerPlant	Power Plant
009	1080	1080	Utility	Utility	4,681.68	4,681.68	PowerPlant	Regulated	Utility	35020:Rights-Of-Way		PowerPlant	Power Plant
009	1080	1080	Utility	Utility	5,259.44	5,349.04	PowerPlant	Regulated	Utility	35100:Structures And Improv		PowerPlant	Power Plant
009	1080	1080	Utility	Utility	119,257.05	120,023.35	PowerPlant	Regulated	Utility	35102:Compressor Station Eq		PowerPlant	Power Plant
009	1080	1080	Utility	Utility	24,295.30	24,295.30	PowerPlant	Regulated	Utility	35103:Measuring And Reg. St		PowerPlant	Power Plant
009	1080	1080	Utility	Utility	141,033.98	141,033.98	PowerPlant	Regulated	Utility	35104:Other Structures		PowerPlant	Power Plant
009	1080	1080	Utility	Utility	369,019.85	448,526.36	PowerPlant	Regulated	Utility	35200:Rights Of Way		PowerPlant	Power Plant
009	1080	1080	Utility	Utility	1,682,802.04	1,715,640.54	PowerPlant	Regulated	Utility	35201:Well Construction		PowerPlant	Power Plant
009	1080	1080	Utility	Utility	559,192.29	566,663.99	PowerPlant	Regulated	Utility	35202:Well Equipment		PowerPlant	Power Plant
009	1080	1080	Utility	Utility	168,071.00	201,685.20	PowerPlant	Regulated	Utility	35203:Cushion Gas Grp		PowerPlant	Power Plant
009	1080	1080	Utility	Utility	178,619.35	178,619.35	PowerPlant	Regulated	Utility	35210:Storage Leaseholds An		PowerPlant	Power Plant
009	1080	1080	Utility	Utility	52,984.06	53,184.36	PowerPlant	Regulated	Utility	35211:Storage Rights		PowerPlant	Power Plant

Division	GL Acct	Acct	Type/Recon	Type	Balance 9/30/11	End_Balance	Source	Reg/Non Reg	Util/Non Util	Description	Descr	Note	Notes2
009	1080	1080	Utility	Utility	187,421.92	187,421.92	PowerPlant	Regulated	Utility		35301:Storage Field Lines	PowerPlant	Power Plant
009	1080	1080	Utility	Utility	219,931.12	219,931.12	PowerPlant	Regulated	Utility		35302:Storage Tributary Lin	PowerPlant	Power Plant
009	1080	1080	Utility	Utility	473,800.34	373,020.46	PowerPlant	Regulated	Utility		35400:Compressor Station Eq	PowerPlant	Power Plant
009	1080	1080	Utility	Utility	162,301.11	162,301.11	PowerPlant	Regulated	Utility		35600:Purification Equipmen	PowerPlant	Power Plant
009	1080	1080	Utility	Utility	236,931.42	238,931.42	PowerPlant	Regulated	Utility		35500:Measuring and Regulat	PowerPlant	Power Plant
009	1080	1080	Utility	Utility	15.94	15.94	PowerPlant	Regulated	Utility		35510:Land & Land Rights	PowerPlant	Power Plant
009	1080	1080	Utility	Utility	396,923.98	408,856.86	PowerPlant	Regulated	Utility		35520:Rights-Of-Way	PowerPlant	Power Plant
009	1080	1080	Utility	Utility	(3,993.66)	(3,219.95)	PowerPlant	Regulated	Utility		35602:Meas. & Reg. Sta. Str	PowerPlant	Power Plant
009	1080	1080	Utility	Utility	57,395.54	58,434.64	PowerPlant	Regulated	Utility		35603:Other Structures	PowerPlant	Power Plant
009	1080	1080	Utility	Utility	276,082.02	283,800.32	PowerPlant	Regulated	Utility		35700:Mains - Cathodic Prot	PowerPlant	Power Plant
009	1080	1080	Utility	Utility	16,790,590.98	17,125,252.25	PowerPlant	Regulated	Utility		35701:Mains - Steel	PowerPlant	Power Plant
009	1080	1080	Utility	Utility	216,316.06	225,447.06	PowerPlant	Regulated	Utility		35800:Measuring And Reg. St	PowerPlant	Power Plant
009	1080	1080	Utility	Utility	1,713,791.44	1,741,873.94	PowerPlant	Regulated	Utility		35901:Measuring And Reg. St	PowerPlant	Power Plant
009	1080	1080	RWIP	RWIP	0.00	(585,303.36)	General Ledger	Regulated	Utility		RWIP	GL ONLY	GL
009	1080	1080	Utility	Utility	(0.63)	(1.62)	PowerPlant	Regulated	Utility		36000:Services	PowerPlant	Power Plant
009	1080	1080	Utility	Utility	0.07	0.07	PowerPlant	Regulated	Utility		37601:Mains - Steel	PowerPlant	Power Plant
009	1080	1080	Utility	Utility	0.56	1.65	PowerPlant	Regulated	Utility		38200:Meter Installations	PowerPlant	Power Plant
009	1080	1080	Utility	Utility	57,144.57	57,144.57	PowerPlant	Regulated	Utility		37400:Land & Land Right Grp	PowerPlant	Power Plant
009	1080	1080	Utility	Utility	(7,250.38)	(7,250.38)	PowerPlant	Regulated	Utility		37401:Land	PowerPlant	Power Plant
009	1080	1080	Utility	Utility	44,728.31	49,048.76	PowerPlant	Regulated	Utility		37402:Land Rights	PowerPlant	Power Plant
009	1080	1080	Utility	Utility	74,678.53	84,136.32	PowerPlant	Regulated	Utility		37500:Structures & Improvem	PowerPlant	Power Plant
009	1080	1080	Utility	Utility	90,051.05	93,009.94	PowerPlant	Regulated	Utility		37501:Struct. & Improv. - T	PowerPlant	Power Plant
009	1080	1080	Utility	Utility	44,641.69	45,899.86	PowerPlant	Regulated	Utility		37502:Land Rights	PowerPlant	Power Plant
009	1080	1080	Utility	Utility	772.39	888.21	PowerPlant	Regulated	Utility		37503:Improvements	PowerPlant	Power Plant
009	1080	1080	Utility	Utility	2,443,037.12	1,992,494.40	PowerPlant	Regulated	Utility		37600:Mains - Cathodic Prot	PowerPlant	Power Plant
009	1080	1080	Utility	Utility	41,422,123.32	42,221,265.39	PowerPlant	Regulated	Utility		37601:Mains - Steel	PowerPlant	Power Plant
009	1080	1080	Utility	Utility	11,254,730.55	11,878,102.81	PowerPlant	Regulated	Utility		37602:Mains - Plastic	PowerPlant	Power Plant
009	1080	1080	Utility	Utility	1,504,624.20	1,578,131.74	PowerPlant	Regulated	Utility		37800:Meas. And Reg. Sta. E	PowerPlant	Power Plant
009	1080	1080	Utility	Utility	262,636.86	304,250.36	PowerPlant	Regulated	Utility		37900:Meas & Reg Station Eq	PowerPlant	Power Plant
009	1080	1080	Utility	Utility	1,148,384.99	1,179,945.31	PowerPlant	Regulated	Utility		37905:Meas & Reg Sta Eq - C	PowerPlant	Power Plant
009	1080	1080	Utility	Utility	43,860,393.74	43,624,964.36	PowerPlant	Regulated	Utility		38000:Services	PowerPlant	Power Plant
009	1080	1080	Utility	Utility	5,321,767.66	6,031,828.61	PowerPlant	Regulated	Utility		38100:Meters	PowerPlant	Power Plant
009	1080	1080	Utility	Utility	5,677,701.86	6,874,988.16	PowerPlant	Regulated	Utility		38200:Meter Installations	PowerPlant	Power Plant
009	1080	1080	Utility	Utility	2,849,426.64	2,857,285.07	PowerPlant	Regulated	Utility		38300:House Regulators	PowerPlant	Power Plant
009	1080	1080	Utility	Utility	114,141.32	116,998.02	PowerPlant	Regulated	Utility		38400:House Regulator Insta	PowerPlant	Power Plant
009	1080	1080	Utility	Utility	2,559,616.17	2,677,150.90	PowerPlant	Regulated	Utility		38500:Industrial Measuring	PowerPlant	Power Plant
009	1080	1080	Utility	Utility	26,854.04	26,854.04	PowerPlant	Regulated	Utility		38900:Land & Land Rights	PowerPlant	Power Plant
009	1080	1080	Utility	Utility	153,455.63	169,694.05	PowerPlant	Regulated	Utility		39002:Structure-Brick Grp	PowerPlant	Power Plant
009	1080	1080	Utility	Utility	368,914.89	434,777.06	PowerPlant	Regulated	Utility		39003:Improvements Grp	PowerPlant	Power Plant
009	1080	1080	Utility	Utility	7,350.84	7,480.40	PowerPlant	Regulated	Utility		39004:Air Condition Eq Grp	PowerPlant	Power Plant
009	1080	1080	Utility	Utility	1,184,762.95	1,212,440.16	PowerPlant	Regulated	Utility		39009:Improvement-Leased Grp	PowerPlant	Power Plant
009	1080	1080	Utility	Utility	65,538.18	125,327.75	PowerPlant	Regulated	Utility		39100:Office Furniture And	PowerPlant	Power Plant
009	1080	1080	Utility	Utility	(107,598.31)	(107,598.31)	PowerPlant	Regulated	Utility		39103:Office Machines	PowerPlant	Power Plant
009	1080	1080	Utility	Utility	9,069.55	225,802.66	PowerPlant	Regulated	Utility		39200:Transp Equip-Group	PowerPlant	Power Plant
009	1080	1080	Utility	Utility	4,972.75	4,972.75	PowerPlant	Regulated	Utility		39201:Wkg Trucks - Group	PowerPlant	Power Plant
009	1080	1080	Utility	Utility	50,217.01	48,607.64	PowerPlant	Regulated	Utility		39202:Wkg Trailers - Group	PowerPlant	Power Plant
009	1080	1080	Utility	Utility	129,979.48	157,963.22	PowerPlant	Regulated	Utility		39400:Tools Shop And Garage	PowerPlant	Power Plant
009	1080	1080	Utility	Utility	(144,275.12)	(179,211.86)	PowerPlant	Regulated	Utility		39603:Ditchers - Group	PowerPlant	Power Plant
009	1080	1080	Utility	Utility	(46,345.20)	(34,404.37)	PowerPlant	Regulated	Utility		39604:Backhoes - Group	PowerPlant	Power Plant
009	1080	1080	Utility	Utility	9,750.91	10,303.75	PowerPlant	Regulated	Utility		39605:Welders - Group	PowerPlant	Power Plant
009	1080	1080	Utility	Utility	(271,319.69)	(252,521.67)	PowerPlant	Regulated	Utility		39700:Communication Equipme	PowerPlant	Power Plant
009	1080	1080	Utility	Utility	(22,087.21)	(22,087.21)	PowerPlant	Regulated	Utility		39701:Communication Equip.	PowerPlant	Power Plant
009	1080	1080	Utility	Utility	(34,135.78)	(34,135.78)	PowerPlant	Regulated	Utility		39702:Communication Equip.	PowerPlant	Power Plant
009	1080	1080	Utility	Utility	(134,667.55)	(131,266.81)	PowerPlant	Regulated	Utility		39705:Communication Equip.	PowerPlant	Power Plant
009	1080	1080	Utility	Utility	1,259,607.72	1,367,335.86	PowerPlant	Regulated	Utility		39800:Miscellaneous Equipme	PowerPlant	Power Plant
009	1080	1080	Utility	Utility	175,990.09	175,990.09	PowerPlant	Regulated	Utility		39901:Servers Hardware	PowerPlant	Power Plant
009	1080	1080	Utility	Utility	118,460.98	118,460.98	PowerPlant	Regulated	Utility		39902:Servers Software	PowerPlant	Power Plant
009	1080	1080	Utility	Utility	511,781.46	511,781.46	PowerPlant	Regulated	Utility		39903:Network Hardware	PowerPlant	Power Plant
009	1080	1080	Utility	Utility	2,004,048.17	2,023,591.91	PowerPlant	Regulated	Utility		39906:Pc Hardware	PowerPlant	Power Plant
009	1080	1080	Utility	Utility	247,331.13	247,331.13	PowerPlant	Regulated	Utility		39907:Pc Software	PowerPlant	Power Plant
009	1080	1080	Utility	Utility	356,865.73	411,709.84	PowerPlant	Regulated	Utility		39908:Application Software	PowerPlant	Power Plant
009	1080	1080	Utility	Utility	248,688.38	348,806.76	PowerPlant	Regulated	Utility		39000:Structure & Improv	PowerPlant	Power Plant
009	1080	1080	Utility	Utility	8,329.72	8,329.72	PowerPlant	Regulated	Utility		30100:Organization Grp	PowerPlant	Power Plant
009	1080	1080	Utility	Utility	119,852.69	119,852.69	PowerPlant	Regulated	Utility		30200:Franch & Consent Grp	PowerPlant	Power Plant
009	1080	1080	Utility	Utility	677.50	704.55	PowerPlant	Regulated	Utility		32520:Producing Leaseholds	PowerPlant	Power Plant
009	1080	1080	Utility	Utility	7,960.00	9,711.20	PowerPlant	Regulated	Utility		32540:Rights-Of-Way	PowerPlant	Power Plant
009	1080	1080	Utility	Utility	3,492.47	3,492.47	PowerPlant	Regulated	Utility		33100:Producing Gas Wells -	PowerPlant	Power Plant
009	1080	1080	Utility	Utility	47,162.67	47,162.67	PowerPlant	Regulated	Utility		33201:Field Lines	PowerPlant	Power Plant
009	1080	1080	Utility	Utility	529,956.16	529,956.16	PowerPlant	Regulated	Utility		33202:Tributary Lines	PowerPlant	Power Plant
009	1080	1080	Utility	Utility	189,625.47	168,625.47	PowerPlant	Regulated	Utility		33400:Field Measuring And R	PowerPlant	Power Plant
009	1080	1080	Utility	Utility	9,724.50	11,863.89	PowerPlant	Regulated	Utility		33600:Purification Equipmen	PowerPlant	Power Plant
009	1080	1080	Utility	Utility	4,681.58	4,681.58	PowerPlant	Regulated	Utility		35020:Rights-Of-Way	PowerPlant	Power Plant
009	1080	1080	Utility	Utility	5,259.44	5,358.00	PowerPlant	Regulated	Utility		35100:Structures And Improv	PowerPlant	Power Plant
009	1080	1080	Utility	Utility	119,257.05	120,099.98	PowerPlant	Regulated	Utility		35102:Compressor Station Eq	PowerPlant	Power Plant
009	1080	1080	Utility	Utility	24,295.30	24,295.30	PowerPlant	Regulated	Utility		35103:Measuring And Reg. St	PowerPlant	Power Plant
009	1080	1080	Utility	Utility	141,033.98	141,033.98	PowerPlant	Regulated	Utility		35104:Other Structures	PowerPlant	Power Plant
009	1080	1080	Utility	Utility	399,019.85	453,478.84	PowerPlant	Regulated	Utility		35200:Rights Of Way	PowerPlant	Power Plant
009	1080	1080	Utility	Utility	1,682,802.04	1,718,924.39	PowerPlant	Regulated	Utility		35201:Well Construction	PowerPlant	Power Plant
009	1080	1080	Utility	Utility	589,192.29	567,692.23	PowerPlant	Regulated	Utility		35202:Well Equipment	PowerPlant	Power Plant
009	1080	1080	Utility	Utility	188,071.00	205,046.82	PowerPlant	Regulated	Utility		35203:Cushion Gas Grp	PowerPlant	Power Plant
009	1080	1080	Utility	Utility	178,619.35	178,619.35	PowerPlant	Regulated	Utility		35210:Storage Leaseholds An	PowerPlant	Power Plant
009	1080	1080	Utility	Utility	52,984.05	53,204.39	PowerPlant	Regulated	Utility		35211:Storage Rights	PowerPlant	Power Plant

Division	GL Acct	Acct	Type/Recon	Type	Balance 9/30/11	End_Balance	Source	Reg/Non Reg	Util/Non Util	Description	Descr	Note	Notes2
009	1080	1080	Utility	Utility	187,421.92	187,421.92	PowerPlant	Regulated	Utility		35301:Storage Field Lines	PowerPlant	Power Plant
009	1080	1080	Utility	Utility	219,931.12	219,931.12	PowerPlant	Regulated	Utility		35302:Storage Tributary Lin	PowerPlant	Power Plant
009	1080	1080	Utility	Utility	473,900.34	373,483.30	PowerPlant	Regulated	Utility		35400:Compressor Station Eq	PowerPlant	Power Plant
009	1080	1080	Utility	Utility	162,301.11	162,301.11	PowerPlant	Regulated	Utility		35600:Purification Equipmen	PowerPlant	Power Plant
009	1080	1080	Utility	Utility	238,931.42	238,931.42	PowerPlant	Regulated	Utility		35500:Measuring and Regulat	PowerPlant	Power Plant
009	1080	1080	Utility	Utility	15.94	15.94	PowerPlant	Regulated	Utility		36610:Land & Land Rights	PowerPlant	Power Plant
009	1080	1080	Utility	Utility	395,923.98	410,049.07	PowerPlant	Regulated	Utility		36520:Rights-Of-Way	PowerPlant	Power Plant
009	1080	1080	Utility	Utility	(3,993.66)	(3,141.90)	PowerPlant	Regulated	Utility		36602:Meas. & Reg. Sta. Str	PowerPlant	Power Plant
009	1080	1080	Utility	Utility	57,395.54	58,538.55	PowerPlant	Regulated	Utility		36603:Other Structures	PowerPlant	Power Plant
009	1080	1080	Utility	Utility	278,082.02	284,372.15	PowerPlant	Regulated	Utility		36700:Mains - Cathodic Prot	PowerPlant	Power Plant
009	1080	1080	Utility	Utility	18,790,590.98	17,165,846.68	PowerPlant	Regulated	Utility		36701:Mains - Steel	PowerPlant	Power Plant
009	1080	1080	Utility	Utility	218,318.06	228,159.96	PowerPlant	Regulated	Utility		36900:Measuring And Reg. St	PowerPlant	Power Plant
009	1080	1080	Utility	Utility	1,713,791.44	1,744,549.59	PowerPlant	Regulated	Utility		36901:Measuring And Reg. St	PowerPlant	Power Plant
009	1080	1080	RWIP	RWIP	0.00	(939,563.48)	General Ledger	Regulated	Utility		RWIP	GL ONLY	GL
009	1080	1080	Utility	Utility	(1.71)	(1.80)	PowerPlant	Regulated	Utility		38000:Services	PowerPlant	Power Plant
009	1080	1080	Utility	Utility	0.07	0.07	PowerPlant	Regulated	Utility		37601:Mains - Steel	PowerPlant	Power Plant
009	1080	1080	Utility	Utility	1.64	1.73	PowerPlant	Regulated	Utility		38200:Meter Installations	PowerPlant	Power Plant
009	1080	1080	Utility	Utility	57,144.57	57,144.57	PowerPlant	Regulated	Utility		37400:Land & Land Right Grp	PowerPlant	Power Plant
009	1080	1080	Utility	Utility	(7,250.38)	(7,250.38)	PowerPlant	Regulated	Utility		37401:Land	PowerPlant	Power Plant
009	1080	1080	Utility	Utility	49,441.65	49,834.32	PowerPlant	Regulated	Utility		37402:Land Rights	PowerPlant	Power Plant
009	1080	1080	Utility	Utility	85,137.55	86,028.45	PowerPlant	Regulated	Utility		37500:Structures & Improvem	PowerPlant	Power Plant
009	1080	1080	Utility	Utility	93,278.93	93,547.92	PowerPlant	Regulated	Utility		37501:Struct. & Improv. - T	PowerPlant	Power Plant
009	1080	1080	Utility	Utility	46,023.33	46,146.80	PowerPlant	Regulated	Utility		37502:Land Rights	PowerPlant	Power Plant
009	1080	1080	Utility	Utility	899.83	910.45	PowerPlant	Regulated	Utility		37503:Improvements	PowerPlant	Power Plant
009	1080	1080	Utility	Utility	1,973,003.59	1,993,906.15	PowerPlant	Regulated	Utility		37600:Mains - Cathodic Prot	PowerPlant	Power Plant
009	1080	1080	Utility	Utility	41,826,034.09	41,937,488.37	PowerPlant	Regulated	Utility		37601:Mains - Steel	PowerPlant	Power Plant
009	1080	1080	Utility	Utility	11,844,215.39	11,862,168.32	PowerPlant	Regulated	Utility		37602:Mains - Plastic	PowerPlant	Power Plant
009	1080	1080	Utility	Utility	1,574,372.97	1,580,362.50	PowerPlant	Regulated	Utility		37800:Meas. And Reg. Sta. E	PowerPlant	Power Plant
009	1080	1080	Utility	Utility	309,107.97	313,087.44	PowerPlant	Regulated	Utility		37900:Meas & Reg Station Eq	PowerPlant	Power Plant
009	1080	1080	Utility	Utility	1,170,707.46	1,173,573.69	PowerPlant	Regulated	Utility		37905:Meas & Reg Sta Eq - C	PowerPlant	Power Plant
009	1080	1080	Utility	Utility	43,424,265.28	43,662,973.07	PowerPlant	Regulated	Utility		38000:Services	PowerPlant	Power Plant
009	1080	1080	Utility	Utility	6,160,754.34	6,277,645.16	PowerPlant	Regulated	Utility		38100:Meters	PowerPlant	Power Plant
009	1080	1080	Utility	Utility	6,977,133.30	7,123,640.38	PowerPlant	Regulated	Utility		38200:Meter Installations	PowerPlant	Power Plant
009	1080	1080	Utility	Utility	2,674,076.10	2,890,744.65	PowerPlant	Regulated	Utility		38300:House Regulators	PowerPlant	Power Plant
009	1080	1080	Utility	Utility	117,257.72	117,517.42	PowerPlant	Regulated	Utility		38400:House Regulator Insta	PowerPlant	Power Plant
009	1080	1080	Utility	Utility	2,675,156.29	2,688,010.49	PowerPlant	Regulated	Utility		38500:Industrial Measuring	PowerPlant	Power Plant
009	1080	1080	Utility	Utility	25,654.04	25,654.04	PowerPlant	Regulated	Utility		38900:Land & Land Rights	PowerPlant	Power Plant
009	1080	1080	Utility	Utility	170,174.32	170,174.32	PowerPlant	Regulated	Utility		39002:Structure-Brick Grp	PowerPlant	Power Plant
009	1080	1080	Utility	Utility	440,754.53	446,752.00	PowerPlant	Regulated	Utility		39003:Improvements Grp	PowerPlant	Power Plant
009	1080	1080	Utility	Utility	7,480.40	7,480.40	PowerPlant	Regulated	Utility		39004:Air Condition Eq Grp	PowerPlant	Power Plant
009	1080	1080	Utility	Utility	1,214,956.27	1,217,472.38	PowerPlant	Regulated	Utility		39009:Improvement-Leased Grp	PowerPlant	Power Plant
009	1080	1080	Utility	Utility	131,091.12	138,625.88	PowerPlant	Regulated	Utility		39100:Office Furniture And	PowerPlant	Power Plant
009	1080	1080	Utility	Utility	(107,598.31)	(107,598.31)	PowerPlant	Regulated	Utility		39103:Office Machines	PowerPlant	Power Plant
009	1080	1080	Utility	Utility	245,505.67	265,208.66	PowerPlant	Regulated	Utility		39200:Transp Equip-Group	PowerPlant	Power Plant
009	1080	1080	Utility	Utility	4,972.75	4,972.75	PowerPlant	Regulated	Utility		39201:Wkg Trucks - Group	PowerPlant	Power Plant
009	1080	1080	Utility	Utility	48,607.11	48,607.11	PowerPlant	Regulated	Utility		39202:Wkg Trailers - Group	PowerPlant	Power Plant
009	1080	1080	Utility	Utility	178,734.79	190,393.79	PowerPlant	Regulated	Utility		39400:Tools Shop And Garage	PowerPlant	Power Plant
009	1080	1080	Utility	Utility	(178,722.88)	(177,753.81)	PowerPlant	Regulated	Utility		39603:Ditchers - Group	PowerPlant	Power Plant
009	1080	1080	Utility	Utility	(33,318.84)	(32,233.31)	PowerPlant	Regulated	Utility		39604:Backhoes - Group	PowerPlant	Power Plant
009	1080	1080	Utility	Utility	10,758.04	11,331.02	PowerPlant	Regulated	Utility		39605:Welders - Group	PowerPlant	Power Plant
009	1080	1080	Utility	Utility	(250,812.65)	(249,103.73)	PowerPlant	Regulated	Utility		39700:Communication Equipme	PowerPlant	Power Plant
009	1080	1080	Utility	Utility	(22,087.21)	(22,087.21)	PowerPlant	Regulated	Utility		39701:Communication Equip.	PowerPlant	Power Plant
009	1080	1080	Utility	Utility	(34,135.78)	(34,135.78)	PowerPlant	Regulated	Utility		39702:Communication Equip.	PowerPlant	Power Plant
009	1080	1080	Utility	Utility	(130,966.73)	(130,966.85)	PowerPlant	Regulated	Utility		39705:Communication Equip.	PowerPlant	Power Plant
009	1080	1080	Utility	Utility	1,269,047.27	1,280,861.64	PowerPlant	Regulated	Utility		39800:Miscellaneous Equipme	PowerPlant	Power Plant
009	1080	1080	Utility	Utility	175,990.09	175,990.09	PowerPlant	Regulated	Utility		39901:Servers Hardware	PowerPlant	Power Plant
009	1080	1080	Utility	Utility	118,460.96	118,460.96	PowerPlant	Regulated	Utility		39902:Servers Software	PowerPlant	Power Plant
009	1080	1080	Utility	Utility	511,781.46	511,781.46	PowerPlant	Regulated	Utility		39903:Network Hardware	PowerPlant	Power Plant
009	1080	1080	Utility	Utility	1,625,149.47	1,629,905.98	PowerPlant	Regulated	Utility		39905:Pc Hardware	PowerPlant	Power Plant
009	1080	1080	Utility	Utility	247,331.13	247,331.13	PowerPlant	Regulated	Utility		39967:Pc Software	PowerPlant	Power Plant
009	1080	1080	Utility	Utility	411,709.84	411,709.84	PowerPlant	Regulated	Utility		39908:Application Software	PowerPlant	Power Plant
009	1080	1080	Utility	Utility	367,204.73	379,567.29	PowerPlant	Regulated	Utility		39000:Structure & Improv	PowerPlant	Power Plant
009	1080	1080	Utility	Utility	8,329.72	8,329.72	PowerPlant	Regulated	Utility		30100:Organization Grp	PowerPlant	Power Plant
009	1080	1080	Utility	Utility	119,852.69	119,852.69	PowerPlant	Regulated	Utility		30200:Franch & Consent Grp	PowerPlant	Power Plant
009	1080	1080	Utility	Utility	716.10	727.65	PowerPlant	Regulated	Utility		32620:Producing Leaseholds	PowerPlant	Power Plant
009	1080	1080	Utility	Utility	9,670.40	10,028.80	PowerPlant	Regulated	Utility		32540:Rights-Of-Way	PowerPlant	Power Plant
009	1080	1080	Utility	Utility	3,492.47	3,492.47	PowerPlant	Regulated	Utility		33100:Producing Gas Wells -	PowerPlant	Power Plant
009	1080	1080	Utility	Utility	47,162.67	47,162.67	PowerPlant	Regulated	Utility		33201:Field Lines	PowerPlant	Power Plant
009	1080	1080	Utility	Utility	529,956.16	529,956.16	PowerPlant	Regulated	Utility		33202:Tributary Lines	PowerPlant	Power Plant
009	1080	1080	Utility	Utility	189,625.47	189,625.47	PowerPlant	Regulated	Utility		33400:Field Measuring And R	PowerPlant	Power Plant
009	1080	1080	Utility	Utility	12,059.38	12,252.87	PowerPlant	Regulated	Utility		33600:Purification Equipmen	PowerPlant	Power Plant
009	1080	1080	Utility	Utility	4,681.58	4,681.58	PowerPlant	Regulated	Utility		35020:Rights-Of-Way	PowerPlant	Power Plant
009	1080	1080	Utility	Utility	5,366.96	5,375.92	PowerPlant	Regulated	Utility		35100:Structures And Improv	PowerPlant	Power Plant
009	1080	1080	Utility	Utility	120,176.61	120,253.24	PowerPlant	Regulated	Utility		35102:Compressor Station Eq	PowerPlant	Power Plant
009	1080	1080	Utility	Utility	24,295.30	24,295.30	PowerPlant	Regulated	Utility		35103:Measuring And Reg. St	PowerPlant	Power Plant
009	1080	1080	Utility	Utility	141,033.68	141,033.68	PowerPlant	Regulated	Utility		35104:Other Structures	PowerPlant	Power Plant
009	1080	1080	Utility	Utility	458,427.32	464,167.58	PowerPlant	Regulated	Utility		35200:Rights Of Way	PowerPlant	Power Plant
009	1080	1080	Utility	Utility	1,722,208.24	1,557,747.94	PowerPlant	Regulated	Utility		35201:Well Construction	PowerPlant	Power Plant
009	1080	1080	Utility	Utility	566,720.47	569,748.71	PowerPlant	Regulated	Utility		35202:Well Equipment	PowerPlant	Power Plant
009	1080	1080	Utility	Utility	208,408.04	211,769.46	PowerPlant	Regulated	Utility		35203:Cushion Gas Grp	PowerPlant	Power Plant
009	1080	1080	Utility	Utility	178,619.35	178,619.35	PowerPlant	Regulated	Utility		35210:Storage Leaseholds An	PowerPlant	Power Plant
009	1080	1080	Utility	Utility	53,224.42	53,244.45	PowerPlant	Regulated	Utility		35211:Storage Rights	PowerPlant	Power Plant

Division	GL Acct	Acct	Type/Recon	Type	Balance 9/30/11	End_Balance	Source	Reg/Non Reg	Util/Non Util	Description	Descr	Note	Notes2
009	1080	1080	Utility	Utility	187,421.92	187,421.92	PowerPlant	Regulated	Utility		35301:Storage Field Lines	PowerPlant	Power Plant
009	1080	1080	Utility	Utility	219,931.12	219,931.12	PowerPlant	Regulated	Utility		35302:Storage Tributary Lin	PowerPlant	Power Plant
009	1080	1080	Utility	Utility	373,946.14	374,407.86	PowerPlant	Regulated	Utility		35400:Compressor Station Eq	PowerPlant	Power Plant
009	1080	1080	Utility	Utility	162,301.11	162,301.11	PowerPlant	Regulated	Utility		35500:Purification Equipmen	PowerPlant	Power Plant
009	1080	1080	Utility	Utility	238,931.42	238,931.42	PowerPlant	Regulated	Utility		35500:Measuring and Regulat	PowerPlant	Power Plant
009	1080	1080	Utility	Utility	15.94	15.94	PowerPlant	Regulated	Utility		35510:Land & Land Rights	PowerPlant	Power Plant
009	1080	1080	Utility	Utility	411,242.25	412,435.45	PowerPlant	Regulated	Utility		35520:Rights-Of-Way	PowerPlant	Power Plant
009	1080	1080	Utility	Utility	(3,063.65)	(2,960.14)	PowerPlant	Regulated	Utility		35602:Meas. & Reg. Sta. Str	PowerPlant	Power Plant
009	1080	1080	Utility	Utility	58,642.45	58,746.37	PowerPlant	Regulated	Utility		35603:Other Structures	PowerPlant	Power Plant
009	1080	1080	Utility	Utility	284,943.98	265,515.81	PowerPlant	Regulated	Utility		35700:Mains - Cathodic Prot	PowerPlant	Power Plant
009	1080	1080	Utility	Utility	17,196,841.12	17,237,504.62	PowerPlant	Regulated	Utility		35701:Mains - Steel	PowerPlant	Power Plant
009	1080	1080	Utility	Utility	226,672.85	227,585.76	PowerPlant	Regulated	Utility		35900:Measuring And Reg. St	PowerPlant	Power Plant
009	1080	1080	Utility	Utility	1,747,357.36	1,750,165.44	PowerPlant	Regulated	Utility		35901:Measuring And Reg. St	PowerPlant	Power Plant
009	1080	1080	RWIP	RWIP	0.00	(247,176.15)	General Ledger	Regulated	Utility		RWIP	GL ONLY	GL
009	1080	1080	RWIP-Recon	RWIP	0.00	7,065.57	General Ledger	Regulated	Utility		RWIP	GL ONLY	GL
009	1080	1080	Utility	Utility	(1.71)	(1.89)	PowerPlant	Regulated	Utility		38000:Services	PowerPlant	Power Plant
009	1080	1080	Utility	Utility	0.07	0.07	PowerPlant	Regulated	Utility		37601:Mains - Steel	PowerPlant	Power Plant
009	1080	1080	Utility	Utility	1.64	1.82	PowerPlant	Regulated	Utility		38200:Meter Installations	PowerPlant	Power Plant
009	1080	1080	Utility	Utility	57,144.57	57,144.57	PowerPlant	Regulated	Utility		37400:Land & Land Right Grp	PowerPlant	Power Plant
009	1080	1080	Utility	Utility	(7,250.38)	(7,250.38)	PowerPlant	Regulated	Utility		37401:Land	PowerPlant	Power Plant
009	1080	1080	Utility	Utility	49,441.55	50,227.09	PowerPlant	Regulated	Utility		37402:Land Rights	PowerPlant	Power Plant
009	1080	1080	Utility	Utility	85,137.55	86,919.35	PowerPlant	Regulated	Utility		37500:Structures & Improvem	PowerPlant	Power Plant
009	1080	1080	Utility	Utility	53,278.93	93,816.91	PowerPlant	Regulated	Utility		37501:Struct. & Improv. - T	PowerPlant	Power Plant
009	1080	1080	Utility	Utility	46,023.33	46,270.27	PowerPlant	Regulated	Utility		37502:Land Rights	PowerPlant	Power Plant
009	1080	1080	Utility	Utility	699.83	921.07	PowerPlant	Regulated	Utility		37503:Improvements	PowerPlant	Power Plant
009	1080	1080	Utility	Utility	1,973,003.59	2,014,837.57	PowerPlant	Regulated	Utility		37600:Mains - Cathodic Prot	PowerPlant	Power Plant
009	1080	1080	Utility	Utility	41,626,034.09	42,095,744.27	PowerPlant	Regulated	Utility		37601:Mains - Steel	PowerPlant	Power Plant
009	1080	1080	Utility	Utility	11,844,215.39	11,826,455.48	PowerPlant	Regulated	Utility		37602:Mains - Plastic	PowerPlant	Power Plant
009	1080	1080	Utility	Utility	1,574,372.97	1,585,537.92	PowerPlant	Regulated	Utility		37800:Meas. And Reg. Sta. E	PowerPlant	Power Plant
009	1080	1080	Utility	Utility	308,107.97	317,087.14	PowerPlant	Regulated	Utility		37900:Meas & Reg Station Eq	PowerPlant	Power Plant
009	1080	1080	Utility	Utility	1,170,707.45	1,175,888.75	PowerPlant	Regulated	Utility		37905:Meas & Reg Sta Eq - C	PowerPlant	Power Plant
009	1080	1080	Utility	Utility	43,424,265.29	43,918,068.14	PowerPlant	Regulated	Utility		38000:Services	PowerPlant	Power Plant
009	1080	1080	Utility	Utility	6,160,764.34	6,395,925.96	PowerPlant	Regulated	Utility		38100:Meters	PowerPlant	Power Plant
009	1080	1080	Utility	Utility	6,977,133.30	7,292,115.70	PowerPlant	Regulated	Utility		38200:Meter Installations	PowerPlant	Power Plant
009	1080	1080	Utility	Utility	2,874,076.10	2,907,454.54	PowerPlant	Regulated	Utility		38300:House Regulators	PowerPlant	Power Plant
009	1080	1080	Utility	Utility	117,257.72	117,777.12	PowerPlant	Regulated	Utility		38400:House Regulator Insta	PowerPlant	Power Plant
009	1080	1080	Utility	Utility	2,675,156.29	2,696,870.57	PowerPlant	Regulated	Utility		38500:Industrial Measuring	PowerPlant	Power Plant
009	1080	1080	Utility	Utility	25,654.04	25,654.04	PowerPlant	Regulated	Utility		38600:Land & Land Rights	PowerPlant	Power Plant
009	1080	1080	Utility	Utility	170,174.32	170,174.32	PowerPlant	Regulated	Utility		39002:Structure-Brick Grp	PowerPlant	Power Plant
009	1080	1080	Utility	Utility	440,764.53	452,739.47	PowerPlant	Regulated	Utility		39003:Improvements Grp	PowerPlant	Power Plant
009	1080	1080	Utility	Utility	7,480.40	7,480.40	PowerPlant	Regulated	Utility		39004:Air Condition Eq Grp	PowerPlant	Power Plant
009	1080	1080	Utility	Utility	1,214,956.27	1,219,988.49	PowerPlant	Regulated	Utility		39009:Improvement-Leased Grp	PowerPlant	Power Plant
009	1080	1080	Utility	Utility	131,091.12	146,022.01	PowerPlant	Regulated	Utility		39100:Office Furniture And	PowerPlant	Power Plant
009	1080	1080	Utility	Utility	(107,598.31)	(107,598.31)	PowerPlant	Regulated	Utility		39103:Office Machines	PowerPlant	Power Plant
009	1080	1080	Utility	Utility	245,505.67	264,911.69	PowerPlant	Regulated	Utility		39200:Transp Equip-Group	PowerPlant	Power Plant
009	1080	1080	Utility	Utility	4,972.75	4,972.75	PowerPlant	Regulated	Utility		39201:Wkg Trucks - Group	PowerPlant	Power Plant
009	1080	1080	Utility	Utility	48,607.11	48,607.11	PowerPlant	Regulated	Utility		39202:Wkg Trailers - Group	PowerPlant	Power Plant
009	1080	1080	Utility	Utility	178,734.79	201,844.69	PowerPlant	Regulated	Utility		39400:Tools Shop And Garage	PowerPlant	Power Plant
009	1080	1080	Utility	Utility	(178,722.88)	(176,864.74)	PowerPlant	Regulated	Utility		39603:Ditchers - Group	PowerPlant	Power Plant
009	1080	1080	Utility	Utility	(33,318.84)	(31,147.78)	PowerPlant	Regulated	Utility		39804:Backhoes - Group	PowerPlant	Power Plant
009	1080	1080	Utility	Utility	10,756.04	11,906.00	PowerPlant	Regulated	Utility		39805:Welders - Group	PowerPlant	Power Plant
009	1080	1080	Utility	Utility	(250,812.65)	(247,394.81)	PowerPlant	Regulated	Utility		39700:Communication Equipme	PowerPlant	Power Plant
009	1080	1080	Utility	Utility	(22,087.21)	(22,087.21)	PowerPlant	Regulated	Utility		39701:Communication Equip.	PowerPlant	Power Plant
009	1080	1080	Utility	Utility	(34,135.78)	(34,135.78)	PowerPlant	Regulated	Utility		39702:Communication Equip.	PowerPlant	Power Plant
009	1080	1080	Utility	Utility	(130,966.73)	(130,366.57)	PowerPlant	Regulated	Utility		39705:Communication Equip.	PowerPlant	Power Plant
009	1080	1080	Utility	Utility	1,269,047.27	1,292,438.07	PowerPlant	Regulated	Utility		39800:Miscellaneous Equipme	PowerPlant	Power Plant
009	1080	1080	Utility	Utility	175,990.09	175,990.09	PowerPlant	Regulated	Utility		39901:Servers Hardware	PowerPlant	Power Plant
009	1080	1080	Utility	Utility	118,460.96	118,460.96	PowerPlant	Regulated	Utility		39902:Servers Software	PowerPlant	Power Plant
009	1080	1080	Utility	Utility	511,781.46	511,781.46	PowerPlant	Regulated	Utility		39903:Network Hardware	PowerPlant	Power Plant
009	1080	1080	Utility	Utility	1,625,149.47	1,628,232.71	PowerPlant	Regulated	Utility		39905:Pc Hardware	PowerPlant	Power Plant
009	1080	1080	Utility	Utility	247,331.13	247,331.13	PowerPlant	Regulated	Utility		39907:Pc Software	PowerPlant	Power Plant
009	1080	1080	Utility	Utility	411,709.84	411,709.84	PowerPlant	Regulated	Utility		39908:Application Software	PowerPlant	Power Plant
009	1080	1080	Utility	Utility	367,204.73	391,929.05	PowerPlant	Regulated	Utility		39900:Structure & Improv	PowerPlant	Power Plant
009	1080	1080	Utility	Utility	8,329.72	8,329.72	PowerPlant	Regulated	Utility		30100:Organization Grp	PowerPlant	Power Plant
009	1080	1080	Utility	Utility	119,852.69	119,852.69	PowerPlant	Regulated	Utility		30200:Franch & Consant Grp	PowerPlant	Power Plant
009	1080	1080	Utility	Utility	716.10	739.20	PowerPlant	Regulated	Utility		32520:Producing Leaseholds	PowerPlant	Power Plant
009	1080	1080	Utility	Utility	9,870.40	10,168.80	PowerPlant	Regulated	Utility		32540:Rights-Of-Way	PowerPlant	Power Plant
009	1080	1080	Utility	Utility	3,492.47	3,492.47	PowerPlant	Regulated	Utility		33100:Producing Gas Wells -	PowerPlant	Power Plant
009	1080	1080	Utility	Utility	47,162.67	47,162.67	PowerPlant	Regulated	Utility		33201:Field Lines	PowerPlant	Power Plant
009	1080	1080	Utility	Utility	529,956.16	529,956.16	PowerPlant	Regulated	Utility		33202:Tributary Lines	PowerPlant	Power Plant
009	1080	1080	Utility	Utility	189,625.47	189,625.47	PowerPlant	Regulated	Utility		33400:Field Measuring And R	PowerPlant	Power Plant
009	1080	1080	Utility	Utility	12,058.38	12,447.36	PowerPlant	Regulated	Utility		33800:Purification Equipmen	PowerPlant	Power Plant
009	1080	1080	Utility	Utility	4,681.58	4,681.58	PowerPlant	Regulated	Utility		35020:Rights-Of-Way	PowerPlant	Power Plant
009	1080	1080	Utility	Utility	5,356.96	5,354.88	PowerPlant	Regulated	Utility		35100:Structures And Improv	PowerPlant	Power Plant
009	1080	1080	Utility	Utility	120,176.61	120,329.87	PowerPlant	Regulated	Utility		35102:Compressor Station Eq	PowerPlant	Power Plant
009	1080	1080	Utility	Utility	24,295.30	24,295.30	PowerPlant	Regulated	Utility		35103:Measuring And Reg. St	PowerPlant	Power Plant
009	1080	1080	Utility	Utility	141,033.98	141,033.98	PowerPlant	Regulated	Utility		35104:Other Structures	PowerPlant	Power Plant
009	1080	1080	Utility	Utility	458,427.32	469,907.28	PowerPlant	Regulated	Utility		35200:Rights Of Way	PowerPlant	Power Plant
009	1080	1080	Utility	Utility	1,722,208.24	1,496,414.57	PowerPlant	Regulated	Utility		35201:Well Construction	PowerPlant	Power Plant
009	1080	1080	Utility	Utility	568,720.47	570,776.95	PowerPlant	Regulated	Utility		35202:Well Equipment	PowerPlant	Power Plant
009	1080	1080	Utility	Utility	208,408.04	215,130.88	PowerPlant	Regulated	Utility		35203:Cushion Gas Grp	PowerPlant	Power Plant
009	1080	1080	Utility	Utility	178,619.35	178,619.35	PowerPlant	Regulated	Utility		35210:Storage Leaseholds An	PowerPlant	Power Plant

Division	GL Acct	Acct	Type/Recon	Type	Balance 9/30/11	End_Balance	Source	Reg/Non Reg	Util/Non Util	Description	Dest	Note	Notes2
009	1080	1080	Utility	Utility	53,224.42	53,284.48	PowerPlant	Regulated	Utility		35211:Storage Rights	PowerPlant	Power Plant
009	1080	1080	Utility	Utility	187,421.92	187,421.92	PowerPlant	Regulated	Utility		35301:Storage Field Lines	PowerPlant	Power Plant
009	1080	1080	Utility	Utility	219,931.12	219,931.12	PowerPlant	Regulated	Utility		35302:Storage Tributary Lin	PowerPlant	Power Plant
009	1080	1080	Utility	Utility	373,945.14	374,859.58	PowerPlant	Regulated	Utility		35400:Compressor Station Eq	PowerPlant	Power Plant
009	1080	1080	Utility	Utility	162,301.11	162,301.11	PowerPlant	Regulated	Utility		35600:Purification Equipmen	PowerPlant	Power Plant
009	1080	1080	Utility	Utility	236,931.42	238,931.42	PowerPlant	Regulated	Utility		35500:Measuring and Regulat	PowerPlant	Power Plant
009	1080	1080	Utility	Utility	15.94	15.94	PowerPlant	Regulated	Utility		36510:Land & Land Rights	PowerPlant	Power Plant
009	1080	1080	Utility	Utility	411,242.26	413,628.64	PowerPlant	Regulated	Utility		36520:Rights-Of-Way	PowerPlant	Power Plant
009	1080	1080	Utility	Utility	(3,063.85)	(2,596.43)	PowerPlant	Regulated	Utility		36602:Meas. & Reg. Sta. Str	PowerPlant	Power Plant
009	1080	1080	Utility	Utility	56,842.46	58,650.28	PowerPlant	Regulated	Utility		36603:Other Structures	PowerPlant	Power Plant
009	1080	1080	Utility	Utility	284,843.98	286,087.64	PowerPlant	Regulated	Utility		36700:Mains - Cathodic Prot	PowerPlant	Power Plant
009	1080	1080	Utility	Utility	17,195,841.12	16,975,242.97	PowerPlant	Regulated	Utility		36701:Mains - Steel	PowerPlant	Power Plant
009	1080	1080	Utility	Utility	226,872.86	228,298.65	PowerPlant	Regulated	Utility		36900:Measuring And Reg. St	PowerPlant	Power Plant
009	1080	1080	Utility	Utility	1,747,357.36	1,752,973.52	PowerPlant	Regulated	Utility		36901:Measuring And Reg. St	PowerPlant	Power Plant
009	1080	1080	RWIP	RWIP	0.00	(422,439.70)	General Ledger	Regulated	Utility		RWIP	GL ONLY	GL
009	1080	1080	RWIP-Recon	RWIP	0.00	7,085.57	General Ledger	Regulated	Utility		RWIP	GL ONLY	GL
002	1080	1080	RWIP	RWIP	(153.32)	(153.32)	General Ledger	Regulated	Utility	Prior Year Balances	RWIP	Do Not Delete	
002	1080	1080	RWIP	RWIP	(5.17)	(5.17)	General Ledger	Regulated	Utility	Prior Year Balances	RWIP	Do Not Delete	
012	1080	1080	RWIP	RWIP	(665.05)	(665.05)	General Ledger	Regulated	Utility	Prior Year Balances	RWIP	Do Not Delete	
012	1080	1080	RWIP	RWIP	(22,859.09)	(22,859.09)	General Ledger	Regulated	Utility	Prior Year Balances	RWIP	Do Not Delete	
009	1080	1080	RWIP	RWIP	(3,163,344.69)	(3,163,344.69)	General Ledger	Regulated	Utility	Prior Year Balances	RWIP	Do Not Delete	
009	1080	1080	RWIP	RWIP	(825,491.05)	(825,491.05)	General Ledger	Regulated	Utility	Prior Year Balances	RWIP	Do Not Delete	
009	1080	1080	RWIP-Recon	RWIP	(7,085.57)	(7,085.57)	General Ledger	Regulated	Utility	Prior Year Balances	RWIP	Do Not Delete	
091	1080	1080	RWIP	RWIP	55,670.44	55,670.44	General Ledger	Regulated	Utility	Prior Year Balances	RWIP	Do Not Delete	
091	1080	1080	RWIP	RWIP	(6,911.40)	(6,911.40)	General Ledger	Regulated	Utility	Prior Year Balances	RWIP	Do Not Delete	
009	1080	1080	Utility	Utility	(1.71)	(1.89)	PowerPlant	Regulated	Utility		38000:Services	PowerPlant	Power Plant
009	1080	1080	Utility	Utility	0.07	0.07	PowerPlant	Regulated	Utility		37601:Mains - Steel	PowerPlant	Power Plant
009	1080	1080	Utility	Utility	1.64	1.91	PowerPlant	Regulated	Utility		38200:Meter Installations	PowerPlant	Power Plant
009	1080	1080	Utility	Utility	57,144.57	57,144.57	PowerPlant	Regulated	Utility		37400:Land & Land Right Grp	PowerPlant	Power Plant
009	1080	1080	Utility	Utility	(7,250.38)	(7,250.38)	PowerPlant	Regulated	Utility		37401:Land	PowerPlant	Power Plant
009	1080	1080	Utility	Utility	49,441.55	50,819.85	PowerPlant	Regulated	Utility		37402:Land Rights	PowerPlant	Power Plant
009	1080	1080	Utility	Utility	85,137.55	87,810.24	PowerPlant	Regulated	Utility		37500:Structures & Improvem	PowerPlant	Power Plant
009	1080	1080	Utility	Utility	93,275.93	94,085.90	PowerPlant	Regulated	Utility		37501:Struct. & Improv. - T	PowerPlant	Power Plant
009	1080	1080	Utility	Utility	46,023.33	46,393.74	PowerPlant	Regulated	Utility		37502:Land Rights	PowerPlant	Power Plant
009	1080	1080	Utility	Utility	899.83	931.69	PowerPlant	Regulated	Utility		37503:Improvements	PowerPlant	Power Plant
009	1080	1080	Utility	Utility	1,973,003.59	2,029,954.47	PowerPlant	Regulated	Utility		37600:Mains - Cathodic Prot	PowerPlant	Power Plant
009	1080	1080	Utility	Utility	41,826,034.09	42,224,895.03	PowerPlant	Regulated	Utility		37601:Mains - Steel	PowerPlant	Power Plant
009	1080	1080	Utility	Utility	11,844,215.39	11,858,966.74	PowerPlant	Regulated	Utility		37602:Mains - Plastic	PowerPlant	Power Plant
009	1080	1080	Utility	Utility	1,574,372.97	1,584,456.76	PowerPlant	Regulated	Utility		37800:Meas. And Reg. Sta. E	PowerPlant	Power Plant
009	1080	1080	Utility	Utility	309,107.97	321,088.63	PowerPlant	Regulated	Utility		37900:Meas & Reg Station Eq	PowerPlant	Power Plant
009	1080	1080	Utility	Utility	1,170,707.46	1,178,765.94	PowerPlant	Regulated	Utility		37905:Meas & Reg Sta Eq - C	PowerPlant	Power Plant
009	1080	1080	Utility	Utility	43,424,265.29	43,811,214.98	PowerPlant	Regulated	Utility		38000:Services	PowerPlant	Power Plant
009	1080	1080	Utility	Utility	6,160,764.34	6,517,012.70	PowerPlant	Regulated	Utility		38100:Meters	PowerPlant	Power Plant
009	1080	1080	Utility	Utility	6,977,133.30	7,452,298.55	PowerPlant	Regulated	Utility		38200:Meter Installations	PowerPlant	Power Plant
009	1080	1080	Utility	Utility	2,874,076.10	2,924,191.85	PowerPlant	Regulated	Utility		38300:House Regulators	PowerPlant	Power Plant
009	1080	1080	Utility	Utility	117,257.72	118,036.82	PowerPlant	Regulated	Utility		38400:House Regulator Insta	PowerPlant	Power Plant
009	1080	1080	Utility	Utility	2,875,156.29	2,707,736.55	PowerPlant	Regulated	Utility		38500:Industrial Measuring	PowerPlant	Power Plant
009	1080	1080	Utility	Utility	25,654.04	25,654.04	PowerPlant	Regulated	Utility		38900:Land & Land Rights	PowerPlant	Power Plant
009	1080	1080	Utility	Utility	170,174.32	170,174.32	PowerPlant	Regulated	Utility		39002:Structure-Brick Grp	PowerPlant	Power Plant
009	1080	1080	Utility	Utility	440,764.53	458,728.84	PowerPlant	Regulated	Utility		39003:Improvements Grp	PowerPlant	Power Plant
009	1080	1080	Utility	Utility	7,480.40	7,480.40	PowerPlant	Regulated	Utility		39004:Air Condition Eq Grp	PowerPlant	Power Plant
009	1080	1080	Utility	Utility	1,214,956.27	1,222,504.60	PowerPlant	Regulated	Utility		39005:Improvement-Leased Grp	PowerPlant	Power Plant
009	1080	1080	Utility	Utility	131,091.12	153,581.17	PowerPlant	Regulated	Utility		39100:Office Furniture And	PowerPlant	Power Plant
009	1080	1080	Utility	Utility	(107,598.31)	(107,598.31)	PowerPlant	Regulated	Utility		39103:Office Machines	PowerPlant	Power Plant
009	1080	1080	Utility	Utility	245,605.87	304,614.70	PowerPlant	Regulated	Utility		39200:Transp Equip-Group	PowerPlant	Power Plant
009	1080	1080	Utility	Utility	4,972.75	4,972.75	PowerPlant	Regulated	Utility		39201:Wkg Trucks - Group	PowerPlant	Power Plant
009	1080	1080	Utility	Utility	48,607.11	48,607.11	PowerPlant	Regulated	Utility		39202:Wkg Trailers - Group	PowerPlant	Power Plant
009	1080	1080	Utility	Utility	178,734.79	213,510.35	PowerPlant	Regulated	Utility		39400:Tools Shop And Garage	PowerPlant	Power Plant
009	1080	1080	Utility	Utility	(178,722.88)	(175,935.67)	PowerPlant	Regulated	Utility		39503:Ditchers - Group	PowerPlant	Power Plant
009	1080	1080	Utility	Utility	(33,319.84)	(30,062.25)	PowerPlant	Regulated	Utility		39504:Backhoes - Group	PowerPlant	Power Plant
009	1080	1080	Utility	Utility	10,756.04	12,480.98	PowerPlant	Regulated	Utility		39505:Welders - Group	PowerPlant	Power Plant
009	1080	1080	Utility	Utility	(250,812.65)	(246,128.10)	PowerPlant	Regulated	Utility		39700:Communication Equipme	PowerPlant	Power Plant
009	1080	1080	Utility	Utility	(22,067.21)	(22,087.21)	PowerPlant	Regulated	Utility		39701:Communication Equip.	PowerPlant	Power Plant
009	1080	1080	Utility	Utility	(34,135.78)	(34,135.78)	PowerPlant	Regulated	Utility		39702:Communication Equip.	PowerPlant	Power Plant
009	1080	1080	Utility	Utility	(130,956.73)	(130,066.49)	PowerPlant	Regulated	Utility		39705:Communication Equip.	PowerPlant	Power Plant
009	1080	1080	Utility	Utility	1,269,047.27	1,090,500.40	PowerPlant	Regulated	Utility		39800:Miscellaneous Equipme	PowerPlant	Power Plant
009	1080	1080	Utility	Utility	175,990.09	175,990.09	PowerPlant	Regulated	Utility		39901:Servers Hardware	PowerPlant	Power Plant
009	1080	1080	Utility	Utility	118,480.98	105,763.36	PowerPlant	Regulated	Utility		39902:Servers Software	PowerPlant	Power Plant
009	1080	1080	Utility	Utility	511,781.46	52,296.53	PowerPlant	Regulated	Utility		39903:Network Hardware	PowerPlant	Power Plant
009	1080	1080	Utility	Utility	1,625,149.47	882,168.02	PowerPlant	Regulated	Utility		39906:Po Hardware	PowerPlant	Power Plant
009	1080	1080	Utility	Utility	247,331.13	13,882.84	PowerPlant	Regulated	Utility		39907:Po Software	PowerPlant	Power Plant
009	1080	1080	Utility	Utility	411,708.84	139,014.17	PowerPlant	Regulated	Utility		39908:Application Software	PowerPlant	Power Plant
009	1080	1080	Utility	Utility	387,204.73	404,942.40	PowerPlant	Regulated	Utility		38000:Structure & Improv	PowerPlant	Power Plant
009	1080	1080	Utility	Utility	8,329.72	8,329.72	PowerPlant	Regulated	Utility		30100:Organization Grp	PowerPlant	Power Plant
009	1080	1080	Utility	Utility	119,852.69	119,852.69	PowerPlant	Regulated	Utility		30200:Franch & Consent Grp	PowerPlant	Power Plant
009	1080	1080	Utility	Utility	718.10	750.75	PowerPlant	Regulated	Utility		32500:Producing Leaseholds	PowerPlant	Power Plant
009	1080	1080	Utility	Utility	9,870.40	10,348.03	PowerPlant	Regulated	Utility		32540:Rights-Of-Way	PowerPlant	Power Plant
009	1080	1080	Utility	Utility	3,492.47	3,492.47	PowerPlant	Regulated	Utility		33100:Producing Gas Wells -	PowerPlant	Power Plant
009	1080	1080	Utility	Utility	47,162.67	47,162.67	PowerPlant	Regulated	Utility		33201:Field Lines	PowerPlant	Power Plant
009	1080	1080	Utility	Utility	529,956.16	529,956.16	PowerPlant	Regulated	Utility		33202:Tributary Lines	PowerPlant	Power Plant
009	1080	1080	Utility	Utility	189,625.47	189,625.47	PowerPlant	Regulated	Utility		33400:Field Measuring And R	PowerPlant	Power Plant
009	1080	1080	Utility	Utility	12,058.38	12,941.85	PowerPlant	Regulated	Utility		33600:Purification Equipmen	PowerPlant	Power Plant

Division	GL Acct	Acct	Type/Recon	Type	Balance 9/30/11	End_Balance	Source	Reg/Non Reg	Util/Non Util	Description	Descr	Note	Notes2
009	1080	1080	Utility	Utility	4,681.58	4,681.58	PowerPlant	Regulated	Utility		35020:Rights-Of-Way	PowerPlant	Power Plant
009	1080	1080	Utility	Utility	5,366.96	5,393.84	PowerPlant	Regulated	Utility		35100:Structures And Improv	PowerPlant	Power Plant
009	1080	1080	Utility	Utility	120,176.61	120,406.50	PowerPlant	Regulated	Utility		35102:Compressor Station Eq	PowerPlant	Power Plant
009	1080	1080	Utility	Utility	24,295.30	24,295.30	PowerPlant	Regulated	Utility		35103:Measuring And Reg. St	PowerPlant	Power Plant
009	1080	1080	Utility	Utility	141,033.98	141,033.98	PowerPlant	Regulated	Utility		35104:Other Structures	PowerPlant	Power Plant
009	1080	1080	Utility	Utility	456,427.32	475,648.32	PowerPlant	Regulated	Utility		35200:Rights Of Way	PowerPlant	Power Plant
009	1080	1080	Utility	Utility	1,722,208.24	1,499,538.86	PowerPlant	Regulated	Utility		35201:Well Construction	PowerPlant	Power Plant
009	1080	1080	Utility	Utility	566,720.47	571,805.19	PowerPlant	Regulated	Utility		35202:Well Equipment	PowerPlant	Power Plant
009	1080	1080	Utility	Utility	208,408.04	218,492.30	PowerPlant	Regulated	Utility		35203:Cushion Gas Grp	PowerPlant	Power Plant
009	1080	1080	Utility	Utility	176,619.35	178,619.35	PowerPlant	Regulated	Utility		35210:Storage Leasholds An	PowerPlant	Power Plant
009	1080	1080	Utility	Utility	53,224.42	53,284.51	PowerPlant	Regulated	Utility		35211:Storage Rights	PowerPlant	Power Plant
009	1080	1080	Utility	Utility	187,421.92	187,421.92	PowerPlant	Regulated	Utility		35301:Storage Field Lines	PowerPlant	Power Plant
009	1080	1080	Utility	Utility	219,931.12	219,931.12	PowerPlant	Regulated	Utility		35302:Storage Tributary Lin	PowerPlant	Power Plant
009	1080	1080	Utility	Utility	373,946.14	375,331.30	PowerPlant	Regulated	Utility		35400:Compressor Station Eq	PowerPlant	Power Plant
009	1080	1080	Utility	Utility	162,301.11	162,301.11	PowerPlant	Regulated	Utility		35600:Purification Equipmen	PowerPlant	Power Plant
009	1080	1080	Utility	Utility	238,931.42	238,931.42	PowerPlant	Regulated	Utility		35500:Measuring and Regulat	PowerPlant	Power Plant
009	1080	1080	Utility	Utility	15.94	15.94	PowerPlant	Regulated	Utility		36510:Land & Land Rights	PowerPlant	Power Plant
009	1080	1080	Utility	Utility	411,242.26	414,821.83	PowerPlant	Regulated	Utility		36520:Rights-Of-Way	PowerPlant	Power Plant
009	1080	1080	Utility	Utility	(3,063.95)	(2,612.72)	PowerPlant	Regulated	Utility		36602:Meas. & Reg. Sta. Str	PowerPlant	Power Plant
009	1080	1080	Utility	Utility	58,642.46	58,054.19	PowerPlant	Regulated	Utility		36603:Other Structures	PowerPlant	Power Plant
009	1080	1080	Utility	Utility	284,943.98	288,659.47	PowerPlant	Regulated	Utility		36700:Mains - Cathodic Prot	PowerPlant	Power Plant
009	1080	1080	Utility	Utility	17,196,841.12	17,015,673.55	PowerPlant	Regulated	Utility		36701:Mains - Steel	PowerPlant	Power Plant
009	1080	1080	Utility	Utility	226,872.86	229,011.56	PowerPlant	Regulated	Utility		36900:Measuring And Reg. St	PowerPlant	Power Plant
009	1080	1080	Utility	Utility	1,747,357.36	1,755,781.60	PowerPlant	Regulated	Utility		36901:Measuring And Reg. St	PowerPlant	Power Plant
009	1080	1080	RWIP	RWIP	0.00	(286,693.04)	General Ledger	Regulated	Utility		RWIP	GL ONLY	GL
009	1080	1080	RWIP-Recon	RWIP	0.00	7,085.57	General Ledger	Regulated	Utility		RWIP	GL ONLY	GL
002	1080	1080	RWIP	RWIP	(153.32)	(153.32)	General Ledger	Regulated	Utility	Prior Year Balances	RWIP	Do Not Delete	
002	1080	1080	RWIP	RWIP	(5.17)	(5.17)	General Ledger	Regulated	Utility	Prior Year Balances	RWIP	Do Not Delete	
012	1080	1080	RWIP	RWIP	(665.05)	(665.05)	General Ledger	Regulated	Utility	Prior Year Balances	RWIP	Do Not Delete	
012	1080	1080	RWIP	RWIP	(22,858.09)	(22,858.09)	General Ledger	Regulated	Utility	Prior Year Balances	RWIP	Do Not Delete	
009	1080	1080	RWIP	RWIP	(3,183,344.69)	(3,183,344.69)	General Ledger	Regulated	Utility	Prior Year Balances	RWIP	Do Not Delete	
009	1080	1080	RWIP	RWIP	(825,491.05)	(825,491.05)	General Ledger	Regulated	Utility	Prior Year Balances	RWIP	Do Not Delete	
009	1080	1080	RWIP-Recon	RWIP	(7,085.57)	(7,085.57)	General Ledger	Regulated	Utility	Prior Year Balances	RWIP	Do Not Delete	
091	1080	1080	RWIP	RWIP	55,670.44	55,670.44	General Ledger	Regulated	Utility	Prior Year Balances	RWIP	Do Not Delete	
091	1080	1080	RWIP	RWIP	(6,911.40)	(6,911.40)	General Ledger	Regulated	Utility	Prior Year Balances	RWIP	Do Not Delete	
002	1080	1080	RWIP	RWIP	(153.32)	(153.32)	General Ledger	Regulated	Utility	Prior Year Balances	RWIP	Do Not Delete	
002	1080	1080	RWIP	RWIP	(5.17)	(5.17)	General Ledger	Regulated	Utility	Prior Year Balances	RWIP	Do Not Delete	
002	1080	1080	Utility	Utility	6,872,903.05	6,983,898.38	PowerPlant	Regulated	Utility		39100:Office Furniture And		Power Plant
002	1080	1080	Utility	Utility	2,868.48	2,868.48	PowerPlant	Regulated	Utility		39103:Office Machines		Power Plant
002	1080	1080	Utility	Utility	845,818.10	904,011.62	PowerPlant	Regulated	Utility		39700:Communication Equipme		Power Plant
002	1080	1080	Utility	Utility	7,057,390.44	7,720,036.40	PowerPlant	Regulated	Utility		39901:Servers-Hardware		Power Plant
002	1080	1080	Utility	Utility	15,409.52	15,409.52	PowerPlant	Regulated	Utility		39905:Mainframe Hardware		Power Plant
002	1080	1080	Utility	Utility	8,570,370.48	8,742,228.74	PowerPlant	Regulated	Utility		39909:Improvements - Leased		Power Plant
002	1080	1080	Utility	Utility	56,823.06	61,642.97	PowerPlant	Regulated	Utility		39900:Other Tangible Equipm		Power Plant
002	1080	1080	Utility	Utility	2,726,827.13	2,727,475.72	PowerPlant	Regulated	Utility		39908:Mainframe Software		Power Plant
002	1080	1080	Utility	Utility	0.08	0.08	PowerPlant	Regulated	Utility		39924:Oth Tang Prop - Gen.		Power Plant
002	1080	1080	Utility	Utility	37,874.05	43,680.71	PowerPlant	Regulated	Utility		39200:Transportation Equipm		Power Plant
002	1080	1080	Utility	Utility	228.15	802.72	PowerPlant	Regulated	Utility		39000:Structure & Improv		Power Plant
002	1080	1080	Utility	Utility	1,865,392.96	2,136,168.14	PowerPlant	Regulated	Utility		39005:Structure & Improv		Power Plant
002	1080	1080	Utility	Utility	4,957.61	5,483.44	PowerPlant	Regulated	Utility		39104:Office Furn. & Equip		Power Plant
002	1080	1080	Utility	Utility	4,216,840.09	4,521,124.06	PowerPlant	Regulated	Utility		39902:Servers-Software		Power Plant
002	1080	1080	Utility	Utility	5,859.70	5,859.70	PowerPlant	Regulated	Utility		39102:Remittance Processing		Power Plant
002	1080	1080	Utility	Utility	29,931.75	36,692.79	PowerPlant	Regulated	Utility		39400:Tools Shop And Garage		Power Plant
002	1080	1080	Utility	Utility	1,131.32	1,887.79	PowerPlant	Regulated	Utility		39500:Laboratory Equipment		Power Plant
002	1080	1080	Utility	Utility	78,315.57	85,107.23	PowerPlant	Regulated	Utility		39800:Miscellaneous Equipme		Power Plant
002	1080	1080	Utility	Utility	57,468,276.07	60,076,723.21	PowerPlant	Regulated	Utility		39908:Application Software		Power Plant
002	1080	1080	Utility	Utility	2,493,233.17	2,355,197.98	PowerPlant	Regulated	Utility		39906:Pc Hardware		Power Plant
002	1080	1080	Utility	Utility	1,818,330.32	1,496,423.84	PowerPlant	Regulated	Utility		39907:Pc Software		Power Plant
002	1080	1080	Utility	Utility	1,874,594.86	1,897,325.79	PowerPlant	Regulated	Utility		39903:Network Hardware		Power Plant
002	1080	1080	Utility	Utility	17,152.41	17,152.41	PowerPlant	Regulated	Utility		39904:Mainframe Cpu		Power Plant
002	1080	1080	Utility	Utility	757.61	757.51	PowerPlant	Regulated	Utility		38300:Stores Equipment		Power Plant
009	1080	1080	RWIP	RWIP	(3,183,344.69)	(3,183,344.69)	General Ledger	Regulated	Utility	Prior Year Balances	RWIP	Do Not Delete	
009	1080	1080	RWIP	RWIP	(825,491.06)	(825,491.06)	General Ledger	Regulated	Utility	Prior Year Balances	RWIP	Do Not Delete	
009	1080	1080	RWIP-Recon	RWIP	(7,085.57)	(7,085.57)	General Ledger	Regulated	Utility	Prior Year Balances	RWIP	Do Not Delete	
009	1080	1080	Utility	Utility	(1.71)	(2.07)	PowerPlant	Regulated	Utility		38000:Services		Power Plant
009	1080	1080	Utility	Utility	0.07	0.07	PowerPlant	Regulated	Utility		37601:Mains - Steel		Power Plant
009	1080	1080	Utility	Utility	1.84	2.00	PowerPlant	Regulated	Utility		38200:Meter Installations		Power Plant
009	1080	1080	Utility	Utility	57,144.67	57,144.67	PowerPlant	Regulated	Utility		37400:Land & Land Right Grp		Power Plant
009	1080	1080	Utility	Utility	(7,250.36)	(7,250.36)	PowerPlant	Regulated	Utility		37401:Land		Power Plant
009	1080	1080	Utility	Utility	49,441.55	51,012.63	PowerPlant	Regulated	Utility		37402:Land Rights		Power Plant
009	1080	1080	Utility	Utility	85,137.55	88,701.13	PowerPlant	Regulated	Utility		37500:Structures & Improvme		Power Plant
009	1080	1080	Utility	Utility	93,278.93	94,354.89	PowerPlant	Regulated	Utility		37501:Struct. & Improv. - T		Power Plant
009	1080	1080	Utility	Utility	46,023.33	46,517.21	PowerPlant	Regulated	Utility		37502:Land Rights		Power Plant
009	1080	1080	Utility	Utility	899.83	942.31	PowerPlant	Regulated	Utility		37503:Improvements		Power Plant
009	1080	1080	Utility	Utility	1,973,003.59	2,050,938.22	PowerPlant	Regulated	Utility		37600:Mains - Cathodic Prot		Power Plant
009	1080	1080	Utility	Utility	41,826,034.09	42,226,274.45	PowerPlant	Regulated	Utility		37601:Mains - Steel		Power Plant
009	1080	1080	Utility	Utility	11,844,215.39	12,021,125.06	PowerPlant	Regulated	Utility		37602:Mains - Plastic		Power Plant
009	1080	1080	Utility	Utility	1,574,372.97	1,601,574.11	PowerPlant	Regulated	Utility		37600:Mains - Steel		Power Plant
009	1080	1080	Utility	Utility	309,107.97	325,156.23	PowerPlant	Regulated	Utility		37900:Meas. And Reg Station Eq		Power Plant
009	1080	1080	Utility	Utility	1,170,707.46	1,161,632.07	PowerPlant	Regulated	Utility		37905:Meas & Reg Sta Eq - C		Power Plant
009	1080	1080	Utility	Utility	43,424,265.29	43,954,038.85	PowerPlant	Regulated	Utility		38000:Services		Power Plant
009	1080	1080	Utility	Utility	6,160,764.34	6,639,149.27	PowerPlant	Regulated	Utility		38100:Meters		Power Plant

Division	GL Acct	Acct	Type/Recon	Type	Balance 9/30/11	End_Balance	Source	Rag/Non Reg	Util/Non Util	Description	Descr	Note	Notes2
009	1080	1080	Utility	Utility	6,977,133.30	7,611,651.26	PowerPlant	Regulated	Utility	38200:Meter Installations		PowerPlant	Power Plant
009	1080	1080	Utility	Utility	2,874,076.10	2,940,962.85	PowerPlant	Regulated	Utility	38300:House Regulators		PowerPlant	Power Plant
009	1080	1080	Utility	Utility	117,257.72	118,296.52	PowerPlant	Regulated	Utility	38400:House Regulator Insta		PowerPlant	Power Plant
009	1080	1080	Utility	Utility	2,675,156.29	2,718,619.49	PowerPlant	Regulated	Utility	38500:Industrial Measuring		PowerPlant	Power Plant
009	1080	1080	Utility	Utility	25,694.04	25,694.04	PowerPlant	Regulated	Utility	38900:Land & Land Rights		PowerPlant	Power Plant
009	1080	1080	Utility	Utility	170,174.32	170,174.32	PowerPlant	Regulated	Utility	38002:Structure-Brick Grp		PowerPlant	Power Plant
009	1080	1080	Utility	Utility	440,764.53	464,714.41	PowerPlant	Regulated	Utility	38003:Improvements Grp		PowerPlant	Power Plant
009	1080	1080	Utility	Utility	7,490.40	7,480.40	PowerPlant	Regulated	Utility	38004:Air Condition Eq Grp		PowerPlant	Power Plant
009	1080	1080	Utility	Utility	1,214,966.27	1,225,020.71	PowerPlant	Regulated	Utility	38009:Improvement-Leased Grp		PowerPlant	Power Plant
009	1080	1080	Utility	Utility	131,091.12	161,095.93	PowerPlant	Regulated	Utility	39100:Office Furniture And		PowerPlant	Power Plant
009	1080	1080	Utility	Utility	(107,598.31)	(107,598.31)	PowerPlant	Regulated	Utility	39103:Office Machines		PowerPlant	Power Plant
009	1080	1080	Utility	Utility	245,505.67	324,317.71	PowerPlant	Regulated	Utility	39200:Transp Equip-Group		PowerPlant	Power Plant
009	1080	1080	Utility	Utility	4,972.75	4,972.75	PowerPlant	Regulated	Utility	39201:Wkg Trucks - Group		PowerPlant	Power Plant
009	1080	1080	Utility	Utility	48,607.11	43,607.11	PowerPlant	Regulated	Utility	39202:Wkg Trailers - Group		PowerPlant	Power Plant
009	1080	1080	Utility	Utility	178,734.79	225,217.90	PowerPlant	Regulated	Utility	39400:Tools Shop And Garage		PowerPlant	Power Plant
009	1080	1080	Utility	Utility	(178,722.88)	(175,005.60)	PowerPlant	Regulated	Utility	39503:Ditchers - Group		PowerPlant	Power Plant
009	1080	1080	Utility	Utility	(33,316.84)	(28,576.72)	PowerPlant	Regulated	Utility	39504:Backhoes - Group		PowerPlant	Power Plant
009	1080	1080	Utility	Utility	10,759.04	13,055.96	PowerPlant	Regulated	Utility	39505:Welders - Group		PowerPlant	Power Plant
009	1080	1080	Utility	Utility	(250,812.65)	(244,420.37)	PowerPlant	Regulated	Utility	39700:Communication Equipme		PowerPlant	Power Plant
009	1080	1080	Utility	Utility	(22,087.21)	(22,087.21)	PowerPlant	Regulated	Utility	39701:Communication Equip.		PowerPlant	Power Plant
009	1080	1080	Utility	Utility	(34,135.78)	(34,135.78)	PowerPlant	Regulated	Utility	39702:Communication Equip.		PowerPlant	Power Plant
009	1080	1080	Utility	Utility	(130,966.73)	(129,766.41)	PowerPlant	Regulated	Utility	39705:Communication Equip.		PowerPlant	Power Plant
009	1080	1080	Utility	Utility	1,269,047.27	1,101,669.68	PowerPlant	Regulated	Utility	39800:Miscellaneous Equipme		PowerPlant	Power Plant
009	1080	1080	Utility	Utility	175,390.09	175,930.09	PowerPlant	Regulated	Utility	39901:Servers Hardware		PowerPlant	Power Plant
009	1080	1080	Utility	Utility	118,460.98	105,763.36	PowerPlant	Regulated	Utility	39902:Servers Software		PowerPlant	Power Plant
009	1080	1080	Utility	Utility	511,781.46	52,296.63	PowerPlant	Regulated	Utility	39903:Network Hardware		PowerPlant	Power Plant
009	1080	1080	Utility	Utility	1,625,149.47	663,655.53	PowerPlant	Regulated	Utility	39906:Pc Hardware		PowerPlant	Power Plant
009	1080	1080	Utility	Utility	247,331.13	13,862.84	PowerPlant	Regulated	Utility	39907:Pc Software		PowerPlant	Power Plant
009	1080	1080	Utility	Utility	411,709.84	139,014.17	PowerPlant	Regulated	Utility	39908:Application Software		PowerPlant	Power Plant
009	1080	1080	Utility	Utility	367,204.93	417,456.99	PowerPlant	Regulated	Utility	39000:Structure & Improv		PowerPlant	Power Plant
009	1080	1080	Utility	Utility	8,326.72	8,329.72	PowerPlant	Regulated	Utility	39100:Organization Grp		PowerPlant	Power Plant
009	1080	1080	Utility	Utility	119,852.69	119,852.69	PowerPlant	Regulated	Utility	39200:Franch & Consent Grp		PowerPlant	Power Plant
009	1080	1080	Utility	Utility	716.10	762.30	PowerPlant	Regulated	Utility	32520:Producing Leaseholds		PowerPlant	Power Plant
009	1080	1080	Utility	Utility	9,670.40	10,507.20	PowerPlant	Regulated	Utility	32540:Rights-Of-Way		PowerPlant	Power Plant
009	1080	1080	Utility	Utility	3,492.47	3,492.47	PowerPlant	Regulated	Utility	33100:Producing Gas Wells -		PowerPlant	Power Plant
009	1080	1080	Utility	Utility	47,162.67	47,162.67	PowerPlant	Regulated	Utility	33201:Field Lines		PowerPlant	Power Plant
009	1080	1080	Utility	Utility	529,952.16	529,955.16	PowerPlant	Regulated	Utility	33202:Tributary Lines		PowerPlant	Power Plant
009	1080	1080	Utility	Utility	189,625.47	169,625.47	PowerPlant	Regulated	Utility	33400:Field Measuring And R		PowerPlant	Power Plant
009	1080	1080	Utility	Utility	12,058.38	12,835.34	PowerPlant	Regulated	Utility	33600:Purification Equipmen		PowerPlant	Power Plant
009	1080	1080	Utility	Utility	4,681.68	4,681.68	PowerPlant	Regulated	Utility	35020:Rights-Of-Way		PowerPlant	Power Plant
009	1080	1080	Utility	Utility	5,366.96	5,422.80	PowerPlant	Regulated	Utility	35100:Startups And Improv		PowerPlant	Power Plant
009	1080	1080	Utility	Utility	120,176.61	120,483.13	PowerPlant	Regulated	Utility	35102:Structures And Improv		PowerPlant	Power Plant
009	1080	1080	Utility	Utility	24,269.50	24,269.50	PowerPlant	Regulated	Utility	35103:Compressor Station Eq		PowerPlant	Power Plant
009	1080	1080	Utility	Utility	141,033.98	141,033.98	PowerPlant	Regulated	Utility	35104:Measuring And Reg. St		PowerPlant	Power Plant
009	1080	1080	Utility	Utility	458,427.32	481,389.36	PowerPlant	Regulated	Utility	35200:Other Structures		PowerPlant	Power Plant
009	1080	1080	Utility	Utility	1,722,208.24	1,502,675.37	PowerPlant	Regulated	Utility	35201:Rights Of Way		PowerPlant	Power Plant
009	1080	1080	Utility	Utility	558,726.47	572,893.43	PowerPlant	Regulated	Utility	35202:Well Construction		PowerPlant	Power Plant
009	1080	1080	Utility	Utility	206,403.04	221,663.72	PowerPlant	Regulated	Utility	35203:Cushion Gas Grp		PowerPlant	Power Plant
009	1080	1080	Utility	Utility	178,619.35	178,619.35	PowerPlant	Regulated	Utility	35210:Storage Leaseholds An		PowerPlant	Power Plant
009	1080	1080	Utility	Utility	53,224.42	53,304.54	PowerPlant	Regulated	Utility	35211:Storage Rights		PowerPlant	Power Plant
009	1080	1080	Utility	Utility	187,421.92	187,421.92	PowerPlant	Regulated	Utility	35301:Storage Field Lines		PowerPlant	Power Plant
009	1080	1080	Utility	Utility	219,931.12	219,931.12	PowerPlant	Regulated	Utility	35302:Storage Tributary Lin		PowerPlant	Power Plant
009	1080	1080	Utility	Utility	373,946.14	375,793.02	PowerPlant	Regulated	Utility	35400:Compresso. Station Eq		PowerPlant	Power Plant
009	1080	1080	Utility	Utility	162,301.11	162,301.11	PowerPlant	Regulated	Utility	35600:Purification Equipmen		PowerPlant	Power Plant
009	1080	1080	Utility	Utility	238,931.42	238,931.42	PowerPlant	Regulated	Utility	35600:Measuring and Regulat		PowerPlant	Power Plant
009	1080	1080	Utility	Utility	15.94	15.94	PowerPlant	Regulated	Utility	36510:Land & Land Rights		PowerPlant	Power Plant
009	1080	1080	Utility	Utility	411,242.26	416,015.02	PowerPlant	Regulated	Utility	36520:Rights-Of-Way		PowerPlant	Power Plant
009	1080	1080	Utility	Utility	(3,063.65)	(2,726.01)	PowerPlant	Regulated	Utility	36602:Meas. & Reg. Sta. Str		PowerPlant	Power Plant
009	1080	1080	Utility	Utility	58,642.46	59,058.10	PowerPlant	Regulated	Utility	36603:Other Structures		PowerPlant	Power Plant
009	1080	1080	Utility	Utility	284,943.98	287,231.30	PowerPlant	Regulated	Utility	36700:Meas - Cathodic Prot		PowerPlant	Power Plant
009	1080	1080	Utility	Utility	17,196,841.12	17,028,608.31	PowerPlant	Regulated	Utility	36701:Meas - Steel		PowerPlant	Power Plant
009	1080	1080	Utility	Utility	226,872.86	228,724.46	PowerPlant	Regulated	Utility	36900:Measuring And Reg. St		PowerPlant	Power Plant
009	1080	1080	Utility	Utility	1,747,357.36	1,757,784.47	PowerPlant	Regulated	Utility	36901:Measuring And Reg. St		PowerPlant	Power Plant
009	1080	1080	RWIP	RWIP	0.00	(490,196.54)	General Ledger	Regulated	Utility	RWIP		GL ONLY	GL
009	1080	1080	RWIP-Recon	RWIP	0.00	7,085.57	General Ledger	Regulated	Utility	RWIP		GL ONLY	GL
012	1080	1080	RWIP	RWIP	(865.05)	(865.05)	General Ledger	Regulated	Utility	Prior Year Balances		Do Not Delete	
012	1080	1080	RWIP	RWIP	(22,856.09)	(22,689.09)	General Ledger	Regulated	Utility	Prior Year Balances		Do Not Delete	
012	1080	1080	Utility	Utility	3,192,842.42	3,250,639.87	PowerPlant	Regulated	Utility	39009:Improvements - Leased		PowerPlant	Power Plant
012	1080	1080	Utility	Utility	93,331.47	105,265.22	PowerPlant	Regulated	Utility	39100:Office Furniture And		PowerPlant	Power Plant
012	1080	1080	Utility	Utility	(6,323,641.28)	(6,275,512.57)	PowerPlant	Regulated	Utility	39700:Communication Equipme		PowerPlant	Power Plant
012	1080	1080	Utility	Utility	89.53	232.23	PowerPlant	Regulated	Utility	39800:Miscellaneous Equipme		PowerPlant	Power Plant
012	1080	1080	Utility	Utility	(1,030.78)	(1,030.78)	PowerPlant	Regulated	Utility	39900:Other Tangible Equipme		PowerPlant	Power Plant
012	1080	1080	Utility	Utility	5,084,227.15	5,205,298.70	PowerPlant	Regulated	Utility	39901:Servers Hardware		PowerPlant	Power Plant
012	1080	1080	Utility	Utility	1,893,448.48	1,948,248.62	PowerPlant	Regulated	Utility	39902:Servers Software		PowerPlant	Power Plant
012	1080	1080	Utility	Utility	(49,570.60)	(38,240.84)	PowerPlant	Regulated	Utility	39903:Network Hardware		PowerPlant	Power Plant
012	1080	1080	Utility	Utility	(207,174.27)	(194,770.62)	PowerPlant	Regulated	Utility	39906:Pc Hardware		PowerPlant	Power Plant
012	1080	1080	Utility	Utility	212,167.75	223,857.12	PowerPlant	Regulated	Utility	39907:Pc Software		PowerPlant	Power Plant
012	1080	1080	Utility	Utility	83,852,981.15	86,364,961.47	PowerPlant	Regulated	Utility	39908:Application Software		PowerPlant	Power Plant
012	1080	1080	Utility	Utility	23,168,335.95	23,173,515.76	PowerPlant	Regulated	Utility	39924:Oth Tang Prog - Gan.		PowerPlant	Power Plant
012	1080	1080	Utility	Utility	1,897,858.35	1,973,354.89	PowerPlant	Regulated	Utility	39000:Structure & Improv		PowerPlant	Power Plant
012	1080	1080	Utility	Utility	1,820,268.84	2,065,415.70	PowerPlant	Regulated	Utility	39010:CKV-Struct & Improv		PowerPlant	Power Plant
012	1080	1080	Utility	Utility	46,424.97	53,160.75	PowerPlant	Regulated	Utility	39710:CKV-Commun Equip		PowerPlant	Power Plant



Division	GL Acct	Acct	Type/Recon	Type	Balance 9/30/11	End_Balance	Source	Reg/Non Reg	Util/Non Util	Description	Descr	Note	Notes2
012	1080	1080	Utility	Utility	11,889.17	14,074.88	PowerPlant	Regulated	Utility	39910:CKV-Other Tang Equip		PowerPlant	Power Plant
012	1080	1080	Utility	Utility	62,240.61	70,493.11	PowerPlant	Regulated	Utility	39916:CKV-Pc Hardware		PowerPlant	Power Plant
012	1080	1080	Utility	Utility	17,085.97	19,553.33	PowerPlant	Regulated	Utility	39917:CKV-Pc Software		PowerPlant	Power Plant
051	1080	1080	RWIP	RWIP	55,670.44	55,670.44	General Ledger	Regulated	Utility	Prior Year Balances		Do Not Delete	
051	1080	1080	RWIP	RWIP	(6,911.40)	(6,911.40)	General Ledger	Regulated	Utility	Prior Year Balances		Do Not Delete	
051	1080	1080	Utility	Utility	3,049.25	3,149.93	PowerPlant	Regulated	Utility	RWIP		Do Not Delete	
051	1080	1080	Utility	Utility	76,993.22	76,993.22	PowerPlant	Regulated	Utility	39300:Stores Equipment		PowerPlant	Power Plant
051	1080	1080	Utility	Utility	160,705.05	161,030.85	PowerPlant	Regulated	Utility	39900:Other Tangible Equip		PowerPlant	Power Plant
051	1080	1080	Utility	Utility	251,698.15	240,506.78	PowerPlant	Regulated	Utility	39901:Servers Hardware		PowerPlant	Power Plant
091	1080	1080	Utility	Utility	1,112,215.49	481,765.25	PowerPlant	Regulated	Utility	39903:Network Hardware		PowerPlant	Power Plant
091	1080	1080	Utility	Utility	128,631.46	39,816.30	PowerPlant	Regulated	Utility	39906:Pc Hardware		PowerPlant	Power Plant
091	1080	1080	Utility	Utility	11,517.21	11,517.21	PowerPlant	Regulated	Utility	39907:Pc Software		PowerPlant	Power Plant
091	1080	1080	Utility	Utility	1,782,414.25	1,074,891.95	PowerPlant	Regulated	Utility	39902:Servers Software		PowerPlant	Power Plant
091	1080	1080	Utility	Utility	42,423.35	43,744.47	PowerPlant	Regulated	Utility	39908:Application Software		PowerPlant	Power Plant
091	1080	1080	Utility	Utility	5,771.00	5,771.00	PowerPlant	Regulated	Utility	39001:Struc - Frame Grp		PowerPlant	Power Plant
091	1080	1080	Utility	Utility	49,085.02	49,085.02	PowerPlant	Regulated	Utility	39004:Air Condit Equip Grp		PowerPlant	Power Plant
091	1080	1080	Utility	Utility	7,657.82	7,657.82	PowerPlant	Regulated	Utility	39009:Improve - Leased Grp		PowerPlant	Power Plant
091	1080	1080	Utility	Utility	12,791.79	13,377.93	PowerPlant	Regulated	Utility	39200:Transp Equip- Group		PowerPlant	Power Plant
091	1080	1080	Utility	Utility	51,733.70	53,815.06	PowerPlant	Regulated	Utility	39800:Power Op Equip-Group		PowerPlant	Power Plant
091	1080	1080	Utility	Utility	249,125.24	163,090.99	PowerPlant	Regulated	Utility	39400:Tools Shop And Garage		PowerPlant	Power Plant
091	1080	1080	Utility	Utility	363,637.81	360,414.03	PowerPlant	Regulated	Utility	39700:Communication Equipme		PowerPlant	Power Plant
091	1080	1080	Utility	Utility	63,449.84	64,444.76	PowerPlant	Regulated	Utility	39800:Miscellaneous Equipme		PowerPlant	Power Plant
002	1080	1080	RWIP	RWIP	(153.32)	(153.32)	General Ledger	Regulated	Utility	Prior Year Balances		Do Not Delete	
002	1080	1080	RWIP	RWIP	(5.17)	(5.17)	General Ledger	Regulated	Utility	Prior Year Balances		Do Not Delete	
002	1080	1080	Utility	Utility	6,872,903.05	7,016,992.72	PowerPlant	Regulated	Utility	39100:Office Furniture And		PowerPlant	
002	1080	1080	Utility	Utility	2,868.46	2,868.46	PowerPlant	Regulated	Utility	39103:Office Machines		PowerPlant	
002	1080	1080	Utility	Utility	845,818.10	916,719.51	PowerPlant	Regulated	Utility	39700:Communication Equipme		PowerPlant	
002	1080	1080	Utility	Utility	7,057,390.44	7,899,450.24	PowerPlant	Regulated	Utility	39901:Servers-Hardware		PowerPlant	
002	1080	1080	Utility	Utility	15,409.52	15,409.52	PowerPlant	Regulated	Utility	39905:Mainframe Hardware		PowerPlant	
002	1080	1080	Utility	Utility	8,570,370.48	8,778,446.74	PowerPlant	Regulated	Utility	39009:Improvements - Leased		PowerPlant	
002	1080	1080	Utility	Utility	56,823.06	63,267.84	PowerPlant	Regulated	Utility	39900:Other Tangible Equipm		PowerPlant	
002	1080	1080	Utility	Utility	2,725,827.13	2,727,635.05	PowerPlant	Regulated	Utility	39909:Mainframe Software		PowerPlant	
002	1080	1080	Utility	Utility	0.08	0.08	PowerPlant	Regulated	Utility	39924:Oth Tang Prop - Gen.		PowerPlant	
002	1080	1080	Utility	Utility	37,874.05	44,682.02	PowerPlant	Regulated	Utility	39200:Transportation Equipm		PowerPlant	
002	1080	1080	Utility	Utility	228.15	913.78	PowerPlant	Regulated	Utility	39000:Structure & Improv		PowerPlant	
002	1080	1080	Utility	Utility	1,865,392.96	2,194,090.75	PowerPlant	Regulated	Utility	39005:Structure & Improv		PowerPlant	
002	1080	1080	Utility	Utility	4,957.61	5,625.67	PowerPlant	Regulated	Utility	39104:Office Furn. & Equip		PowerPlant	
002	1080	1080	Utility	Utility	4,215,840.09	4,818,704.72	PowerPlant	Regulated	Utility	39902:Servers-Software		PowerPlant	
002	1080	1080	Utility	Utility	5,859.70	5,859.70	PowerPlant	Regulated	Utility	39102:Remittance Processing		PowerPlant	
002	1080	1080	Utility	Utility	29,931.75	39,319.66	PowerPlant	Regulated	Utility	39400:Tools Shop And Garage		PowerPlant	
002	1080	1080	Utility	Utility	1,131.32	2,088.85	PowerPlant	Regulated	Utility	39500:Laboratory Equipment		PowerPlant	
002	1080	1080	Utility	Utility	78,315.57	86,153.61	PowerPlant	Regulated	Utility	39900:Miscellaneous Equipme		PowerPlant	
002	1080	1080	Utility	Utility	57,468,276.07	60,646,475.00	PowerPlant	Regulated	Utility	39908:Application Software		PowerPlant	
002	1080	1080	Utility	Utility	2,493,233.17	2,377,994.06	PowerPlant	Regulated	Utility	39906:Pc Hardware		PowerPlant	
002	1080	1080	Utility	Utility	1,618,330.32	1,507,355.69	PowerPlant	Regulated	Utility	39907:Pc Software		PowerPlant	
002	1080	1080	Utility	Utility	1,874,594.86	1,925,977.49	PowerPlant	Regulated	Utility	39903:Network Hardware		PowerPlant	
002	1080	1080	Utility	Utility	17,152.41	17,152.41	PowerPlant	Regulated	Utility	39904:Mainframe Cpu		PowerPlant	
002	1080	1080	Utility	Utility	757.51	757.51	PowerPlant	Regulated	Utility	39900:Stores Equipment		PowerPlant	
009	1080	1080	RWIP	RWIP	(3,163,344.69)	(3,163,344.69)	General Ledger	Regulated	Utility	Prior Year Balances		Do Not Delete	
009	1080	1080	RWIP	RWIP	(625,491.06)	(625,491.06)	General Ledger	Regulated	Utility	Prior Year Balances		Do Not Delete	
009	1080	1080	RWIP-Recon	RWIP	(7,085.57)	(7,085.57)	General Ledger	Regulated	Utility	Prior Year Balances		Do Not Delete	
009	1080	1080	Utility	Utility	(1.71)	(2.15)	PowerPlant	Regulated	Utility	36000:Services		PowerPlant	
009	1080	1080	Utility	Utility	0.07	0.07	PowerPlant	Regulated	Utility	37601:Mains - Steel		PowerPlant	
009	1080	1080	Utility	Utility	1.64	2.09	PowerPlant	Regulated	Utility	38200:Meter Installations		PowerPlant	
009	1080	1080	Utility	Utility	57,144.57	57,144.57	PowerPlant	Regulated	Utility	37400:Land & Land Right Grp		PowerPlant	
009	1080	1080	Utility	Utility	(7,250.36)	(7,250.36)	PowerPlant	Regulated	Utility	37401:Land		PowerPlant	
009	1080	1080	Utility	Utility	49,441.55	51,405.40	PowerPlant	Regulated	Utility	37402:Land Rights		PowerPlant	
009	1080	1080	Utility	Utility	65,137.55	89,592.02	PowerPlant	Regulated	Utility	37500:Structures & Improvem		PowerPlant	
009	1080	1080	Utility	Utility	93,278.93	94,623.85	PowerPlant	Regulated	Utility	37501:Struct. & Improv. - T		PowerPlant	
009	1080	1080	Utility	Utility	46,023.33	46,540.63	PowerPlant	Regulated	Utility	37502:Land Rights		PowerPlant	
009	1080	1080	Utility	Utility	899.83	952.93	PowerPlant	Regulated	Utility	37503:Improvements		PowerPlant	
009	1080	1080	Utility	Utility	1,973,003.59	2,074,985.56	PowerPlant	Regulated	Utility	37600:Mains - Cathodic Prot		PowerPlant	
009	1080	1080	Utility	Utility	41,826,034.09	42,339,489.35	PowerPlant	Regulated	Utility	37601:Mains - Steel		PowerPlant	
009	1080	1080	Utility	Utility	11,844,215.39	12,056,517.35	PowerPlant	Regulated	Utility	37602:Mains - Plastic		PowerPlant	
009	1080	1080	Utility	Utility	1,574,372.97	1,503,457.72	PowerPlant	Regulated	Utility	37800:Meas. And Reg. Sta. E		PowerPlant	
009	1080	1080	Utility	Utility	306,107.97	329,310.85	PowerPlant	Regulated	Utility	37900:Meas & Reg Station Eq		PowerPlant	
009	1080	1080	Utility	Utility	1,170,707.46	1,184,337.95	PowerPlant	Regulated	Utility	37905:Meas & Reg Sta Eq - C		PowerPlant	
009	1080	1080	Utility	Utility	43,424,265.29	44,079,204.99	PowerPlant	Regulated	Utility	38000:Services		PowerPlant	
009	1080	1080	Utility	Utility	6,160,764.34	6,762,295.95	PowerPlant	Regulated	Utility	38100:Meters		PowerPlant	
009	1080	1080	Utility	Utility	6,977,133.30	7,773,520.65	PowerPlant	Regulated	Utility	38200:Meter Installations		PowerPlant	
009	1080	1080	Utility	Utility	2,874,076.10	2,957,804.11	PowerPlant	Regulated	Utility	38300:House Regulators		PowerPlant	
009	1080	1080	Utility	Utility	117,257.72	118,556.22	PowerPlant	Regulated	Utility	38400:House Regulator Insta		PowerPlant	
009	1080	1080	Utility	Utility	2,075,156.29	2,729,532.63	PowerPlant	Regulated	Utility	38500:Industrial Measuring		PowerPlant	
009	1080	1080	Utility	Utility	25,554.04	25,654.04	PowerPlant	Regulated	Utility	38900:Land & Land Rights		PowerPlant	
009	1080	1080	Utility	Utility	170,174.32	170,174.32	PowerPlant	Regulated	Utility	39002:Structure-Brick Grp		PowerPlant	
009	1080	1080	Utility	Utility	440,764.53	470,701.88	PowerPlant	Regulated	Utility	39003:Improvements Grp		PowerPlant	
009	1080	1080	Utility	Utility	7,480.40	7,480.40	PowerPlant	Regulated	Utility	39004:Air Condition Eq Grp		PowerPlant	
009	1080	1080	Utility	Utility	1,214,956.27	1,227,536.82	PowerPlant	Regulated	Utility	39009:Improvement-Leased Grp		PowerPlant	
009	1080	1080	Utility	Utility	131,091.12	155,630.69	PowerPlant	Regulated	Utility	39100:Office Furniture And		PowerPlant	
009	1080	1080	Utility	Utility	(107,536.31)	(107,536.31)	PowerPlant	Regulated	Utility	39103:Office Machines		PowerPlant	
009	1080	1080	Utility	Utility	245,505.67	344,020.72	PowerPlant	Regulated	Utility	39200:Transp Equip-Group		PowerPlant	
009	1080	1080	Utility	Utility	4,972.75	4,972.75	PowerPlant	Regulated	Utility	39201:Wkg Trucks - Group		PowerPlant	



Division	GL Acct	Acct	Type/Recon	Type	Balance 9/30/11	End_Balance	Source	Reg/Non Reg	Util/Non Util	Description	Descr	Note	Notes2
009	1080	1080	Utility	Utility	48,607.11	48,607.11	PowerPlant	Regulated	Utility		39202:Wkg Trailers - Group	PowerPlant	
009	1080	1080	Utility	Utility	179,734.79	237,014.68	PowerPlant	Regulated	Utility		39400:Tools Shop And Garage	PowerPlant	
009	1080	1080	Utility	Utility	(178,722.89)	(174,077.53)	PowerPlant	Regulated	Utility		39603:Ditchers - Group	PowerPlant	
009	1080	1080	Utility	Utility	(33,319.84)	(27,891.19)	PowerPlant	Regulated	Utility		39604:Backhoes - Group	PowerPlant	
009	1080	1080	Utility	Utility	10,756.04	13,630.94	PowerPlant	Regulated	Utility		39605:Welders - Group	PowerPlant	
009	1080	1080	Utility	Utility	(250,812.65)	(242,712.64)	PowerPlant	Regulated	Utility		39700:Communication Equipme	PowerPlant	
009	1080	1080	Utility	Utility	(22,087.21)	(22,087.21)	PowerPlant	Regulated	Utility		39701:Communication Equip.	PowerPlant	
009	1080	1080	Utility	Utility	(34,135.78)	(34,135.78)	PowerPlant	Regulated	Utility		39702:Communication Equip.	PowerPlant	
009	1080	1080	Utility	Utility	(130,968.73)	(129,486.33)	PowerPlant	Regulated	Utility		39705:Communication Equip.	PowerPlant	
009	1080	1080	Utility	Utility	1,269,047.27	1,113,278.86	PowerPlant	Regulated	Utility		39800:Miscellaneous Equipme	PowerPlant	
009	1080	1080	Utility	Utility	175,990.09	175,990.09	PowerPlant	Regulated	Utility		39901:Servers Hardware	PowerPlant	
009	1080	1080	Utility	Utility	118,460.96	105,763.36	PowerPlant	Regulated	Utility		39902:Servers Software	PowerPlant	
009	1080	1080	Utility	Utility	511,781.46	52,296.83	PowerPlant	Regulated	Utility		39903:Network Hardware	PowerPlant	
009	1080	1080	Utility	Utility	1,625,149.47	573,495.51	PowerPlant	Regulated	Utility		39906:Pc Hardware	PowerPlant	
009	1080	1080	Utility	Utility	247,331.13	13,882.84	PowerPlant	Regulated	Utility		39907:Pc Software	PowerPlant	
009	1080	1080	Utility	Utility	411,709.84	139,014.17	PowerPlant	Regulated	Utility		39908:Application Software	PowerPlant	
009	1080	1080	Utility	Utility	367,204.73	430,269.38	PowerPlant	Regulated	Utility		39900:Structure & Improv	PowerPlant	
009	1080	1080	Utility	Utility	8,329.72	8,329.72	PowerPlant	Regulated	Utility		30100:Organization Grp	PowerPlant	
009	1080	1080	Utility	Utility	119,852.69	119,852.69	PowerPlant	Regulated	Utility		30200:Franch & Consent Grp	PowerPlant	
009	1080	1080	Utility	Utility	716.10	773.85	PowerPlant	Regulated	Utility		32520:Producing Leaseholds	PowerPlant	
009	1080	1080	Utility	Utility	9,870.40	10,666.40	PowerPlant	Regulated	Utility		32640:Rights-Of-Way	PowerPlant	
009	1080	1080	Utility	Utility	3,482.47	3,492.47	PowerPlant	Regulated	Utility		33100:Producing Gas Wells -	PowerPlant	
009	1080	1080	Utility	Utility	47,162.67	47,162.67	PowerPlant	Regulated	Utility		33201:Field Lines	PowerPlant	
009	1080	1080	Utility	Utility	529,956.16	529,956.16	PowerPlant	Regulated	Utility		33202:Tributary Lines	PowerPlant	
009	1080	1080	Utility	Utility	189,625.47	189,625.47	PowerPlant	Regulated	Utility		33400:Field Measuring And R	PowerPlant	
009	1080	1080	Utility	Utility	12,059.38	13,030.83	PowerPlant	Regulated	Utility		33600:Purification Equipmen	PowerPlant	
009	1080	1080	Utility	Utility	4,681.58	4,681.58	PowerPlant	Regulated	Utility		36020:Rights-Of-Way	PowerPlant	
009	1080	1080	Utility	Utility	5,366.95	5,411.76	PowerPlant	Regulated	Utility		35100:Structures And Improv	PowerPlant	
009	1080	1080	Utility	Utility	120,176.61	120,559.76	PowerPlant	Regulated	Utility		35102:Compressor Station Eq	PowerPlant	
009	1080	1080	Utility	Utility	24,295.30	24,295.30	PowerPlant	Regulated	Utility		35103:Measuring And Reg. St	PowerPlant	
009	1080	1080	Utility	Utility	141,033.98	141,033.98	PowerPlant	Regulated	Utility		35104:Other Structures	PowerPlant	
009	1080	1080	Utility	Utility	459,427.32	487,130.40	PowerPlant	Regulated	Utility		35200:Rights Of Way	PowerPlant	
009	1080	1080	Utility	Utility	1,722,208.24	1,605,811.89	PowerPlant	Regulated	Utility		35201:Well Construction	PowerPlant	
009	1080	1080	Utility	Utility	568,720.47	573,861.87	PowerPlant	Regulated	Utility		35202:Well Equipment	PowerPlant	
009	1080	1080	Utility	Utility	208,406.04	225,215.14	PowerPlant	Regulated	Utility		35203:Cushion Gas Grp	PowerPlant	
009	1080	1080	Utility	Utility	178,619.35	178,619.35	PowerPlant	Regulated	Utility		35210:Storage Leaseholds An	PowerPlant	
009	1080	1080	Utility	Utility	53,224.42	53,324.57	PowerPlant	Regulated	Utility		35211:Storage Rights	PowerPlant	
009	1080	1080	Utility	Utility	187,421.92	187,421.92	PowerPlant	Regulated	Utility		35301:Storage Field Lines	PowerPlant	
009	1080	1080	Utility	Utility	219,931.12	219,931.12	PowerPlant	Regulated	Utility		35302:Storage Tributary Lin	PowerPlant	
009	1080	1080	Utility	Utility	373,948.14	376,254.74	PowerPlant	Regulated	Utility		35400:Compressor Station Eq	PowerPlant	
009	1080	1080	Utility	Utility	162,301.11	162,301.11	PowerPlant	Regulated	Utility		35600:Purification Equipmen	PowerPlant	
009	1080	1080	Utility	Utility	238,631.42	238,931.42	PowerPlant	Regulated	Utility		35500:Measuring and Regulat	PowerPlant	
009	1080	1080	Utility	Utility	15.94	15.94	PowerPlant	Regulated	Utility		36510:Land & Land Rights	PowerPlant	
009	1080	1080	Utility	Utility	411,242.26	417,208.21	PowerPlant	Regulated	Utility		36520:Rights-Of-Way	PowerPlant	
009	1080	1080	Utility	Utility	(3,063.85)	(2,545.30)	PowerPlant	Regulated	Utility		36602:Meas. & Reg. Sta. Str	PowerPlant	
009	1080	1080	Utility	Utility	58,642.46	59,162.01	PowerPlant	Regulated	Utility		36603:Other Structures	PowerPlant	
009	1080	1080	Utility	Utility	284,943.98	287,803.13	PowerPlant	Regulated	Utility		36700:Mains - Cathodic Prot	PowerPlant	
009	1080	1080	Utility	Utility	17,196,841.12	17,070,353.04	PowerPlant	Regulated	Utility		36701:Mains - Steel	PowerPlant	
009	1080	1080	Utility	Utility	226,872.86	230,437.36	PowerPlant	Regulated	Utility		36900:Measuring And Reg. St	PowerPlant	
009	1080	1080	Utility	Utility	1,747,357.36	1,758,979.14	PowerPlant	Regulated	Utility		36901:Measuring And Reg. St	PowerPlant	
009	1080	1080	Utility-Recon	Utility	0.00	(697,285.74)	General Ledger	Regulated	Utility		RWIP	GL	
009	1080	1080	Utility-Recon	Utility	0.00	7,085.57	General Ledger	Regulated	Utility		RWIP	GL	
012	1080	1080	RWIP	RWIP	(985.05)	(985.05)	General Ledger	Regulated	Utility		RWIP	Do Not Delete	
012	1080	1080	RWIP	RWIP	(22,858.09)	(22,858.09)	General Ledger	Regulated	Utility		RWIP	Do Not Delete	
012	1080	1080	Utility	Utility	3,192,842.42	3,307,812.49	PowerPlant	Regulated	Utility		38009:Improvements - Leased	PowerPlant	
012	1080	1080	Utility	Utility	83,331.47	108,948.65	PowerPlant	Regulated	Utility		39100:Office Furniture And	PowerPlant	
012	1080	1080	Utility	Utility	(6,323,641.28)	(6,265,189.80)	PowerPlant	Regulated	Utility		39700:Communication Equipme	PowerPlant	
012	1080	1080	Utility	Utility	89.58	252.30	PowerPlant	Regulated	Utility		39800:Miscellaneous Equipme	PowerPlant	
012	1080	1080	Utility	Utility	(1,030.78)	(1,030.78)	PowerPlant	Regulated	Utility		39900:Other Tangible Equipm	PowerPlant	
012	1080	1080	Utility	Utility	5,084,227.15	5,232,219.16	PowerPlant	Regulated	Utility		39901:Servers-Hardware	PowerPlant	
012	1080	1080	Utility	Utility	1,863,448.48	1,863,068.36	PowerPlant	Regulated	Utility		39902:Servers-Software	PowerPlant	
012	1080	1080	Utility	Utility	(49,570.60)	(32,999.80)	PowerPlant	Regulated	Utility		39903:Network Hardware	PowerPlant	
012	1080	1080	Utility	Utility	(207,174.27)	(192,183.77)	PowerPlant	Regulated	Utility		39906:Pc Hardware	PowerPlant	
012	1080	1080	Utility	Utility	212,167.75	226,336.80	PowerPlant	Regulated	Utility		39907:Pc Software	PowerPlant	
012	1080	1080	Utility	Utility	83,852,981.15	86,846,202.82	PowerPlant	Regulated	Utility		39908:Application Software	PowerPlant	
012	1080	1080	Utility	Utility	23,168,335.95	23,173,664.42	PowerPlant	Regulated	Utility		39924:Oth Tang Prop - Gen.	PowerPlant	
012	1080	1080	Utility	Utility	1,697,858.35	2,017,409.81	PowerPlant	Regulated	Utility		39900:Structure & Improv	PowerPlant	
012	1080	1080	Utility	Utility	1,820,355.84	2,096,207.62	PowerPlant	Regulated	Utility		39910:CKV-Struct & Improv	PowerPlant	
012	1080	1080	Utility	Utility	46,424.97	54,429.81	PowerPlant	Regulated	Utility		39910:CKV-Commun Equip	PowerPlant	
012	1080	1080	Utility	Utility	11,699.17	15,108.69	PowerPlant	Regulated	Utility		39910:CKV-Other Tang Equip	PowerPlant	
012	1080	1080	Utility	Utility	52,240.61	71,956.56	PowerPlant	Regulated	Utility		39916:CKV-Pc Hardware	PowerPlant	
012	1080	1080	Utility	Utility	17,065.97	20,067.24	PowerPlant	Regulated	Utility		39917:CKV-Pc Software	PowerPlant	
091	1080	1080	RWIP	RWIP	55,670.44	55,670.44	General Ledger	Regulated	Utility		RWIP	Do Not Delete	
091	1080	1080	RWIP	RWIP	(6,911.40)	(6,911.40)	General Ledger	Regulated	Utility		RWIP	Do Not Delete	
091	1080	1080	Utility	Utility	3,049.25	3,175.10	PowerPlant	Regulated	Utility		39300:Stores Equipment	PowerPlant	
091	1080	1080	Utility	Utility	76,993.22	76,993.22	PowerPlant	Regulated	Utility		39900:Other Tangible Equip	PowerPlant	
091	1080	1080	Utility	Utility	160,706.05	163,812.30	PowerPlant	Regulated	Utility		39901:Servers Hardware	PowerPlant	
091	1080	1080	Utility	Utility	251,898.15	240,506.78	PowerPlant	Regulated	Utility		39903:Network Hardware	PowerPlant	
091	1080	1080	Utility	Utility	1,112,215.49	491,609.46	PowerPlant	Regulated	Utility		39906:Pc Hardware	PowerPlant	
091	1080	1080	Utility	Utility	128,831.48	39,816.30	PowerPlant	Regulated	Utility		39907:Pc Software	PowerPlant	
091	1080	1080	Utility	Utility	11,517.21	11,517.21	PowerPlant	Regulated	Utility		39902:Servers Software	PowerPlant	
091	1080	1080	Utility	Utility	1,782,414.25	1,074,691.95	PowerPlant	Regulated	Utility		39908:Application Software	PowerPlant	

Division	GL Acct	Acct	Type/Recon	Type	Balance 9/30/11	End_Balance	Source	Reg/Non Reg	Util/Non Util	Description	Descr	Note	Notes2
091	1080	1080	Utility	Utility	42,423.35	44,074.75	PowerPlant	Regulated	Utility		39001:Struc - Frame Grp	PowerPlant	
091	1080	1080	Utility	Utility	5,771.00	5,771.00	PowerPlant	Regulated	Utility		39004:Air Condit Equip Grp	PowerPlant	
091	1080	1090	Utility	Utility	49,085.02	49,085.02	PowerPlant	Regulated	Utility		39009:Improve - Leased Grp	PowerPlant	
091	1080	1080	Utility	Utility	7,657.82	7,657.82	PowerPlant	Regulated	Utility		39200:Transp Equip- Group	PowerPlant	
091	1080	1080	Utility	Utility	12,791.79	13,524.34	PowerPlant	Regulated	Utility		39600:Power Op Equip-Group	PowerPlant	
091	1080	1080	Utility	Utility	51,733.70	54,335.40	PowerPlant	Regulated	Utility		39400:Tools Shop And Garage	PowerPlant	
091	1090	1080	Utility	Utility	249,126.24	164,424.79	PowerPlant	Regulated	Utility		39700:Communication Equipme	PowerPlant	
091	1080	1080	Utility	Utility	353,637.81	384,865.84	PowerPlant	Regulated	Utility		39800:Miscellaneous Equipme	PowerPlant	
091	1080	1080	Utility	Utility	63,449.84	63,917.16	PowerPlant	Regulated	Utility		39100:Office Furniture And	PowerPlant	
002	1090	1080	RWIP	RWIP	(153.32)	(153.32)	General Ledger	Regulated	Utility	Prior Year Balances	RWIP	Do Not Delete	
002	1080	1080	RWIP	RWIP	(5.17)	(5.17)	General Ledger	Regulated	Utility	Prior Year Balances	RWIP	Do Not Delete	
002	1080	1080	Utility	Utility	6,872,903.05	6,755,098.66	PowerPlant	Regulated	Utility		39100:Office Furniture And	PowerPlant	Power Plant
002	1080	1080	Utility	Utility	2,888.48	2,888.48	PowerPlant	Regulated	Utility		39103:Office Machines	PowerPlant	Power Plant
002	1080	1080	Utility	Utility	845,818.10	829,398.13	PowerPlant	Regulated	Utility		39700:Communication Equipme	PowerPlant	Power Plant
002	1080	1080	Utility	Utility	7,057,330.44	8,077,330.90	PowerPlant	Regulated	Utility		39901:Servers-Hardware	PowerPlant	Power Plant
002	1080	1080	Utility	Utility	15,409.52	15,409.52	PowerPlant	Regulated	Utility		39905:Mainframe Hardware	PowerPlant	Power Plant
002	1080	1080	Utility	Utility	8,570,370.48	8,801,762.76	PowerPlant	Regulated	Utility		39009:Improvements - Leased	PowerPlant	Power Plant
002	1080	1080	Utility	Utility	56,823.06	64,883.84	PowerPlant	Regulated	Utility		39800:Other Tangible Equipm	PowerPlant	Power Plant
002	1080	1080	Utility	Utility	2,726,827.13	2,727,794.38	PowerPlant	Regulated	Utility		39909:Mainframe Software	PowerPlant	Power Plant
002	1080	1080	Utility	Utility	0.08	0.08	PowerPlant	Regulated	Utility		39924:Oth Tang Prop - Gen.	PowerPlant	Power Plant
002	1080	1080	Utility	Utility	37,874.05	45,681.01	PowerPlant	Regulated	Utility		39200:Transportation Equipm	PowerPlant	Power Plant
002	1080	1080	Utility	Utility	228.15	1,023.78	PowerPlant	Regulated	Utility		39000:Structure & Improv	PowerPlant	Power Plant
002	1080	1080	Utility	Utility	1,885,392.96	2,251,967.50	PowerPlant	Regulated	Utility		39005:Structure & Improv	PowerPlant	Power Plant
002	1080	1080	Utility	Utility	4,957.51	5,757.56	PowerPlant	Regulated	Utility		39104:Office Furn. & Equip	PowerPlant	Power Plant
002	1080	1080	Utility	Utility	4,216,840.09	4,715,088.17	PowerPlant	Regulated	Utility		39902:Servers-Software	PowerPlant	Power Plant
002	1080	1080	Utility	Utility	5,659.70	5,859.70	PowerPlant	Regulated	Utility		39102:Remittance Processing	PowerPlant	Power Plant
002	1080	1080	Utility	Utility	29,931.75	39,944.15	PowerPlant	Regulated	Utility		39400:Tools Shop And Garage	PowerPlant	Power Plant
002	1080	1080	Utility	Utility	1,131.32	2,290.04	PowerPlant	Regulated	Utility		39500:Laboratory Equipment	PowerPlant	Power Plant
002	1080	1080	Utility	Utility	78,315.57	87,188.59	PowerPlant	Regulated	Utility		39800:Miscellaneous Equipme	PowerPlant	Power Plant
002	1080	1080	Utility	Utility	57,488,276.07	61,215,742.22	PowerPlant	Regulated	Utility		39908:Application Software	PowerPlant	Power Plant
002	1080	1080	Utility	Utility	2,493,233.17	2,400,610.55	PowerPlant	Regulated	Utility		39908:PC Hardware	PowerPlant	Power Plant
002	1080	1080	Utility	Utility	1,818,330.32	1,517,962.23	PowerPlant	Regulated	Utility		39907:PC Software	PowerPlant	Power Plant
002	1080	1090	Utility	Utility	1,874,594.86	1,855,747.51	PowerPlant	Regulated	Utility		39903:Network Hardware	PowerPlant	Power Plant
002	1080	1080	Utility	Utility	17,152.41	17,152.41	PowerPlant	Regulated	Utility		39904:Mainframe Cpu	PowerPlant	Power Plant
002	1080	1080	Utility	Utility	757.51	757.51	PowerPlant	Regulated	Utility		39300:Stores Equipment	PowerPlant	Power Plant
009	1080	1080	RWIP	RWIP	(3,183,344.69)	(3,183,344.69)	General Ledger	Regulated	Utility	Prior Year Balances	RWIP	Do Not Delete	
009	1080	1080	RWIP	RWIP	(825,491.06)	(825,491.06)	General Ledger	Regulated	Utility	Prior Year Balances	RWIP	Do Not Delete	
009	1080	1080	RWIP-Recon	RWIP	(7,085.57)	(7,085.57)	General Ledger	Regulated	Utility	Prior Year Balances	RWIP	Do Not Delete	
009	1080	1080	Utility	Utility	(1.71)	(2.25)	PowerPlant	Regulated	Utility		38000:Services	PowerPlant	Power Plant
009	1080	1080	Utility	Utility	0.07	0.07	PowerPlant	Regulated	Utility		37601:Mains - Steel	PowerPlant	Power Plant
009	1080	1080	Utility	Utility	1.64	2.18	PowerPlant	Regulated	Utility		38200:Meter Installations	PowerPlant	Power Plant
009	1080	1080	Utility	Utility	57,144.57	57,144.57	PowerPlant	Regulated	Utility		37400:Land & Land Right Grp	PowerPlant	Power Plant
009	1080	1080	Utility	Utility	(7,250.38)	(7,250.38)	PowerPlant	Regulated	Utility		37401:Land	PowerPlant	Power Plant
009	1080	1080	Utility	Utility	49,441.55	51,798.17	PowerPlant	Regulated	Utility		37402:Land Rights	PowerPlant	Power Plant
009	1080	1080	Utility	Utility	85,137.55	90,482.91	PowerPlant	Regulated	Utility		37500:Structuras & Improvnm	PowerPlant	Power Plant
009	1080	1080	Utility	Utility	93,278.93	94,892.87	PowerPlant	Regulated	Utility		37501:Struct. & Improv. - T	PowerPlant	Power Plant
009	1080	1080	Utility	Utility	46,023.33	46,784.15	PowerPlant	Regulated	Utility		37502:Land Rights	PowerPlant	Power Plant
009	1080	1080	Utility	Utility	899.83	963.65	PowerPlant	Regulated	Utility		37503:Improvements	PowerPlant	Power Plant
009	1080	1080	Utility	Utility	1,973,003.59	2,093,099.02	PowerPlant	Regulated	Utility		37600:Mains - Cathodic Prot	PowerPlant	Power Plant
009	1080	1080	Utility	Utility	41,826,034.09	42,473,348.86	PowerPlant	Regulated	Utility		37601:Mains - Steel	PowerPlant	Power Plant
009	1080	1080	Utility	Utility	11,844,215.39	12,137,444.75	PowerPlant	Regulated	Utility		37602:Mains - Plastic	PowerPlant	Power Plant
009	1080	1080	Utility	Utility	1,574,372.97	1,608,606.33	PowerPlant	Regulated	Utility		37800:Meas. And Reg. Sta. E	PowerPlant	Power Plant
009	1080	1080	Utility	Utility	309,107.87	333,525.45	PowerPlant	Regulated	Utility		37900:Meas & Reg Station Eq	PowerPlant	Power Plant
009	1080	1080	Utility	Utility	1,170,707.46	1,187,204.08	PowerPlant	Regulated	Utility		37905:Meas & Reg Sta Eq - C	PowerPlant	Power Plant
009	1080	1090	Utility	Utility	43,424,265.29	44,007,514.18	PowerPlant	Regulated	Utility		38000:Services	PowerPlant	Power Plant
009	1080	1080	Utility	Utility	6,160,764.34	6,896,740.41	PowerPlant	Regulated	Utility		38100:Meters	PowerPlant	Power Plant
009	1080	1080	Utility	Utility	6,977,133.30	7,960,227.93	PowerPlant	Regulated	Utility		38200:Meter Installations	PowerPlant	Power Plant
009	1080	1080	Utility	Utility	2,874,076.10	2,874,636.37	PowerPlant	Regulated	Utility		38300:House Regulators	PowerPlant	Power Plant
009	1080	1080	Utility	Utility	117,257.72	118,815.92	PowerPlant	Regulated	Utility		38400:House Regulator Insts	PowerPlant	Power Plant
009	1080	1080	Utility	Utility	2,975,156.29	2,740,402.39	PowerPlant	Regulated	Utility		38500:Industrial Measuring	PowerPlant	Power Plant
009	1080	1080	Utility	Utility	25,654.04	25,654.04	PowerPlant	Regulated	Utility		38900:Land & Land Rights	PowerPlant	Power Plant
009	1080	1080	Utility	Utility	170,174.32	170,174.32	PowerPlant	Regulated	Utility		39002:Structure-Brick Grp	PowerPlant	Power Plant
009	1080	1080	Utility	Utility	440,764.53	478,689.35	PowerPlant	Regulated	Utility		39003:Improvements Grp	PowerPlant	Power Plant
009	1080	1080	Utility	Utility	7,480.40	7,480.40	PowerPlant	Regulated	Utility		39004:Air Condition Eq Grp	PowerPlant	Power Plant
009	1080	1080	Utility	Utility	1,214,956.27	1,230,052.93	PowerPlant	Regulated	Utility		39009:Improvement-Leased Grp	PowerPlant	Power Plant
009	1080	1080	Utility	Utility	131,061.12	172,312.46	PowerPlant	Regulated	Utility		39100:Office Furniture And	PowerPlant	Power Plant
009	1080	1080	Utility	Utility	(107,598.31)	(107,598.31)	PowerPlant	Regulated	Utility		39103:Office Machines	PowerPlant	Power Plant
009	1080	1080	Utility	Utility	245,505.87	356,031.11	PowerPlant	Regulated	Utility		39200:Transp Equip-Group	PowerPlant	Power Plant
009	1080	1080	Utility	Utility	4,972.75	4,972.75	PowerPlant	Regulated	Utility		39201:Wkg Trucks - Group	PowerPlant	Power Plant
009	1080	1080	Utility	Utility	48,607.11	48,607.11	PowerPlant	Regulated	Utility		39202:Wkg Trailers - Group	PowerPlant	Power Plant
009	1080	1080	Utility	Utility	176,734.79	248,874.56	PowerPlant	Regulated	Utility		39400:Tools Shop And Garage	PowerPlant	Power Plant
009	1080	1080	Utility	Utility	(178,722.89)	(173,148.46)	PowerPlant	Regulated	Utility		39603:Ditchers - Group	PowerPlant	Power Plant
009	1080	1080	Utility	Utility	(33,316.84)	(28,805.85)	PowerPlant	Regulated	Utility		39604:Backhoes - Group	PowerPlant	Power Plant
009	1080	1080	Utility	Utility	10,756.04	14,205.92	PowerPlant	Regulated	Utility		39605:Welders - Group	PowerPlant	Power Plant
009	1080	1080	Utility	Utility	(250,812.65)	(241,004.91)	PowerPlant	Regulated	Utility		39700:Communication Equipme	PowerPlant	Power Plant
009	1080	1080	Utility	Utility	(22,087.21)	(22,087.21)	PowerPlant	Regulated	Utility		39701:Communication Equip.	PowerPlant	Power Plant
009	1080	1080	Utility	Utility	(34,135.78)	(34,135.78)	PowerPlant	Regulated	Utility		39702:Communication Equip.	PowerPlant	Power Plant
009	1080	1080	Utility	Utility	(130,966.73)	(129,166.25)	PowerPlant	Regulated	Utility		39705:Communication Equip.	PowerPlant	Power Plant
009	1080	1080	Utility	Utility	1,269,047.27	1,125,030.84	PowerPlant	Regulated	Utility		39800:Miscellaneous Equipme	PowerPlant	Power Plant
009	1080	1080	Utility	Utility	175,990.09	175,990.09	PowerPlant	Regulated	Utility		39901:Servers Hardware	PowerPlant	Power Plant
009	1080	1080	Utility	Utility	116,460.96	105,763.36	PowerPlant	Regulated	Utility		39902:Servers Software	PowerPlant	Power Plant

Division	GL Acct	Acct	Type/Recon	Type	Balance 9/30/11	End_Balance	Source	Reg/Non Reg	Util/Non Util	Description	Descr	Note	Notes2
009	1080	1080	Utility	Utility	511,781.46	52,296.63	PowerPlant	Regulated	Utility		39903:Network Hardware	PowerPlant	Power Plant
009	1080	1080	Utility	Utility	1,625,149.47	575,014.36	PowerPlant	Regulated	Utility		39906:Pc Hardware	PowerPlant	Power Plant
009	1080	1080	Utility	Utility	247,331.13	13,882.34	PowerPlant	Regulated	Utility		39907:Pc Software	PowerPlant	Power Plant
009	1080	1080	Utility	Utility	411,709.84	139,014.17	PowerPlant	Regulated	Utility		39908:Application Software	PowerPlant	Power Plant
009	1080	1080	Utility	Utility	367,204.73	436,961.15	PowerPlant	Regulated	Utility		39800:Structure & Improv	PowerPlant	Power Plant
009	1080	1080	Utility	Utility	8,329.72	8,329.72	PowerPlant	Regulated	Utility		30100:Organization Grp	PowerPlant	Power Plant
009	1080	1080	Utility	Utility	119,852.69	119,852.69	PowerPlant	Regulated	Utility		30200:Franch & Consant Grp	PowerPlant	Power Plant
009	1080	1080	Utility	Utility	716.10	785.40	PowerPlant	Regulated	Utility		32520:Producing Leaseholds	PowerPlant	Power Plant
009	1080	1080	Utility	Utility	9,870.40	10,825.60	PowerPlant	Regulated	Utility		32540:Rights-Of-Way	PowerPlant	Power Plant
009	1080	1080	Utility	Utility	3,492.47	3,492.47	PowerPlant	Regulated	Utility		33100:Producing Gas Wells -	PowerPlant	Power Plant
009	1080	1080	Utility	Utility	47,162.67	47,162.67	PowerPlant	Regulated	Utility		33201:Field Lines	PowerPlant	Power Plant
009	1080	1080	Utility	Utility	529,956.16	529,956.16	PowerPlant	Regulated	Utility		33202:Tributary Lines	PowerPlant	Power Plant
009	1080	1080	Utility	Utility	189,625.47	189,625.47	PowerPlant	Regulated	Utility		33400:Field Measuring And R	PowerPlant	Power Plant
009	1080	1080	Utility	Utility	12,058.38	13,225.32	PowerPlant	Regulated	Utility		33600:Purification Equipmen	PowerPlant	Power Plant
009	1080	1080	Utility	Utility	4,681.58	4,681.58	PowerPlant	Regulated	Utility		35020:Rights-Of-Way	PowerPlant	Power Plant
009	1080	1080	Utility	Utility	5,366.96	5,420.72	PowerPlant	Regulated	Utility		35100:Structures And Improv	PowerPlant	Power Plant
009	1080	1080	Utility	Utility	120,176.61	120,636.39	PowerPlant	Regulated	Utility		35102:Compressor Station Eq	PowerPlant	Power Plant
009	1080	1080	Utility	Utility	24,295.30	24,295.30	PowerPlant	Regulated	Utility		35103:Measuring And Reg. St	PowerPlant	Power Plant
009	1080	1080	Utility	Utility	141,033.98	141,033.98	PowerPlant	Regulated	Utility		35104:Other Structures	PowerPlant	Power Plant
009	1080	1080	Utility	Utility	456,427.32	492,871.44	PowerPlant	Regulated	Utility		35200:Rights Of Way	PowerPlant	Power Plant
009	1080	1080	Utility	Utility	1,722,208.24	1,493,720.95	PowerPlant	Regulated	Utility		35201:Well Construction	PowerPlant	Power Plant
009	1080	1080	Utility	Utility	568,720.47	568,829.61	PowerPlant	Regulated	Utility		35202:Well Equipment	PowerPlant	Power Plant
009	1080	1080	Utility	Utility	208,408.04	228,576.55	PowerPlant	Regulated	Utility		35203:Cushion Gas Grp	PowerPlant	Power Plant
009	1080	1080	Utility	Utility	178,619.35	178,619.35	PowerPlant	Regulated	Utility		35210:Storage Leaseholds An	PowerPlant	Power Plant
009	1080	1080	Utility	Utility	53,224.42	53,344.60	PowerPlant	Regulated	Utility		35211:Storage Rights	PowerPlant	Power Plant
009	1080	1080	Utility	Utility	187,421.92	172,204.45	PowerPlant	Regulated	Utility		35301:Storage Field Lines	PowerPlant	Power Plant
009	1080	1080	Utility	Utility	219,931.12	219,931.12	PowerPlant	Regulated	Utility		35302:Storage Tributary Lin	PowerPlant	Power Plant
009	1080	1080	Utility	Utility	373,946.14	376,716.46	PowerPlant	Regulated	Utility		35400:Compressor Station Eq	PowerPlant	Power Plant
009	1080	1080	Utility	Utility	162,301.11	162,301.11	PowerPlant	Regulated	Utility		35600:Purification Equipmen	PowerPlant	Power Plant
009	1080	1080	Utility	Utility	238,931.42	238,931.42	PowerPlant	Regulated	Utility		35500:Measuring and Regulat	PowerPlant	Power Plant
009	1080	1080	Utility	Utility	15.94	15.94	PowerPlant	Regulated	Utility		36510:Land & Land Rights	PowerPlant	Power Plant
009	1080	1080	Utility	Utility	411,242.25	418,401.40	PowerPlant	Regulated	Utility		36520:Rights-Of-Way	PowerPlant	Power Plant
009	1080	1080	Utility	Utility	(3,053.85)	(2,581.59)	PowerPlant	Regulated	Utility		36602:Meas. & Reg. Sta. Str	PowerPlant	Power Plant
009	1080	1080	Utility	Utility	58,642.46	59,265.92	PowerPlant	Regulated	Utility		36603:Other Structures	PowerPlant	Power Plant
009	1080	1080	Utility	Utility	284,943.98	288,374.86	PowerPlant	Regulated	Utility		36700:Mains - Cathodic Prot	PowerPlant	Power Plant
009	1080	1080	Utility	Utility	17,196,841.12	17,070,562.06	PowerPlant	Regulated	Utility		36701:Mains - Steel	PowerPlant	Power Plant
009	1080	1080	Utility	Utility	226,672.86	231,150.26	PowerPlant	Regulated	Utility		36900:Measuring And Reg. St	PowerPlant	Power Plant
009	1080	1080	Utility	Utility	1,747,357.36	1,761,786.57	PowerPlant	Regulated	Utility		36901:Measuring And Reg. St	PowerPlant	Power Plant
009	1080	1080	Utility-Recon	Utility	0.00	(379,505.07)	General Ledger	Regulated	Utility		RWIP	GL ONLY	GL
009	1080	1080	Utility-Recon	Utility	0.00	7,085.57	General Ledger	Regulated	Utility		RWIP	GL ONLY	GL
012	1080	1080	RWIP	RWIP	(866.05)	(865.05)	General Ledger	Regulated	Utility	Prior Year Balances	RWIP	Do Not Delete	
012	1080	1080	RWIP	RWIP	(22,858.09)	(22,858.09)	General Ledger	Regulated	Utility	Prior Year Balances	RWIP	Do Not Delete	
012	1080	1080	Utility	Utility	3,192,842.42	3,324,714.95	PowerPlant	Regulated	Utility		39909:Improvements - Leased	PowerPlant	Power Plant
012	1080	1080	Utility	Utility	93,331.47	112,605.76	PowerPlant	Regulated	Utility		39100:Office Furniture And	PowerPlant	Power Plant
012	1080	1080	Utility	Utility	(6,323,641.28)	(6,255,122.91)	PowerPlant	Regulated	Utility		39700:Communication Equipme	PowerPlant	Power Plant
012	1080	1080	Utility	Utility	69.58	271.74	PowerPlant	Regulated	Utility		39600:Miscellaneous Equipme	PowerPlant	Power Plant
012	1080	1080	Utility	Utility	(1,030.78)	(1,030.78)	PowerPlant	Regulated	Utility		39900:Other Tangible Equipm	PowerPlant	Power Plant
012	1080	1080	Utility	Utility	5,084,227.15	5,270,711.28	PowerPlant	Regulated	Utility		39901:Servers-Hardware	PowerPlant	Power Plant
012	1080	1080	Utility	Utility	1,893,448.48	1,981,528.10	PowerPlant	Regulated	Utility		39902:Servers-Software	PowerPlant	Power Plant
012	1080	1080	Utility	Utility	(48,570.60)	(29,810.49)	PowerPlant	Regulated	Utility		39903:Network Hardware	PowerPlant	Power Plant
012	1080	1080	Utility	Utility	(207,174.27)	(187,346.18)	PowerPlant	Regulated	Utility		39906:Pc Hardware	PowerPlant	Power Plant
012	1080	1080	Utility	Utility	212,167.75	228,896.94	PowerPlant	Regulated	Utility		39907:Pc Software	PowerPlant	Power Plant
012	1080	1080	Utility	Utility	83,852,981.15	87,323,639.50	PowerPlant	Regulated	Utility		39909:Application Software	PowerPlant	Power Plant
012	1080	1080	Utility	Utility	23,168,335.95	23,173,864.42	PowerPlant	Regulated	Utility		39924:Oth Tang Prop - Gen.	PowerPlant	Power Plant
012	1080	1080	Utility	Utility	1,697,859.35	2,060,456.14	PowerPlant	Regulated	Utility		39000:Structure & Improv	PowerPlant	Power Plant
012	1080	1080	Utility	Utility	1,820,355.84	2,126,886.57	PowerPlant	Regulated	Utility		39010:CKV-Struct & Improv	PowerPlant	Power Plant
012	1080	1080	Utility	Utility	46,424.57	55,708.31	PowerPlant	Regulated	Utility		39710:CKV-Commun Equip	PowerPlant	Power Plant
012	1080	1080	Utility	Utility	11,689.17	16,140.46	PowerPlant	Regulated	Utility		39910:CKV-Other Tang Equip	PowerPlant	Power Plant
012	1080	1080	Utility	Utility	62,240.61	73,413.35	PowerPlant	Regulated	Utility		39916:CKV-Pc Hardware	PowerPlant	Power Plant
012	1080	1080	Utility	Utility	17,056.57	20,575.58	PowerPlant	Regulated	Utility		39917:CKV-Pc Software	PowerPlant	Power Plant
091	1080	1080	RWIP	RWIP	55,670.44	55,670.44	General Ledger	Regulated	Utility	Prior Year Balances	RWIP	Do Not Delete	
091	1080	1080	RWIP	RWIP	(6,911.40)	(6,911.40)	General Ledger	Regulated	Utility	Prior Year Balances	RWIP	Do Not Delete	
091	1080	1080	Utility	Utility	3,049.25	3,200.27	PowerPlant	Regulated	Utility		39300:Stores Equipment	PowerPlant	Power Plant
091	1080	1080	Utility	Utility	76,993.22	76,993.22	PowerPlant	Regulated	Utility		39900:Other Tangible Equip	PowerPlant	Power Plant
091	1080	1080	Utility	Utility	150,705.05	166,193.75	PowerPlant	Regulated	Utility		39901:Servers Hardware	PowerPlant	Power Plant
091	1080	1080	Utility	Utility	251,698.15	240,506.78	PowerPlant	Regulated	Utility		39903:Network Hardware	PowerPlant	Power Plant
091	1080	1080	Utility	Utility	1,112,215.48	492,700.65	PowerPlant	Regulated	Utility		39906:Pc Hardware	PowerPlant	Power Plant
091	1080	1080	Utility	Utility	128,631.48	39,816.30	PowerPlant	Regulated	Utility		39907:Pc Software	PowerPlant	Power Plant
091	1080	1080	Utility	Utility	11,517.21	11,517.21	PowerPlant	Regulated	Utility		39902:Servers Software	PowerPlant	Power Plant
091	1080	1080	Utility	Utility	1,782,414.25	1,074,891.95	PowerPlant	Regulated	Utility		39908:Application Software	PowerPlant	Power Plant
091	1080	1080	Utility	Utility	42,423.35	44,405.03	PowerPlant	Regulated	Utility		39001:Struc - Frame Grp	PowerPlant	Power Plant
091	1080	1080	Utility	Utility	5,771.00	5,771.00	PowerPlant	Regulated	Utility		39004:Air Condit Equip Grp	PowerPlant	Power Plant
091	1080	1080	Utility	Utility	49,085.02	49,085.02	PowerPlant	Regulated	Utility		39009:Improve - Leased Grp	PowerPlant	Power Plant
091	1080	1080	Utility	Utility	7,657.52	7,657.52	PowerPlant	Regulated	Utility		39200:Transp Equip- Group	PowerPlant	Power Plant
091	1080	1080	Utility	Utility	12,791.79	13,570.85	PowerPlant	Regulated	Utility		39600:Power Op Equip-Group	PowerPlant	Power Plant
091	1080	1080	Utility	Utility	51,793.70	54,855.74	PowerPlant	Regulated	Utility		39400:Tools Shop And Garage	PowerPlant	Power Plant
091	1080	1080	Utility	Utility	249,126.24	165,758.59	PowerPlant	Regulated	Utility		39700:Communication Equipme	PowerPlant	Power Plant
091	1080	1080	Utility	Utility	369,639.81	386,917.25	PowerPlant	Regulated	Utility		39600:Miscellaneous Equipme	PowerPlant	Power Plant
091	1080	1080	Utility	Utility	63,448.84	63,917.19	PowerPlant	Regulated	Utility		38100:Office Furniture And	PowerPlant	Power Plant
009	1080	1080	Utility	Utility	(0.63)	(1.71)	PowerPlant	Regulated	Utility		38000:Services	PowerPlant	Power Plant
009	1080	1080	Utility	Utility	0.07	0.07	PowerPlant	Regulated	Utility		37601:Mains - Steel	PowerPlant	Power Plant

Division	GL Acct	Acct	Type/Recon	Type	Balance 9/30/11	End_Balance	Source	Reg/Non Reg	Util/Non Util	Description	Descr	Note	Notes2
009	1080	1080	Utility	Utility	0.56	1.64	PowerPlant	Regulated	Utility		38200:Meter Installations	PowerPlant	Power Plant
009	1080	1080	Utility	Utility	57,144.57	57,144.57	PowerPlant	Regulated	Utility		37400:Land & Land Right Grp	PowerPlant	Power Plant
009	1080	1080	Utility	Utility	(7,250.38)	(7,250.38)	PowerPlant	Regulated	Utility		37401:Land	PowerPlant	Power Plant
009	1080	1080	Utility	Utility	44,728.31	49,441.55	PowerPlant	Regulated	Utility		37402:Land Rights	PowerPlant	Power Plant
009	1080	1080	Utility	Utility	74,578.53	85,137.55	PowerPlant	Regulated	Utility		37500:Structures & Improvem	PowerPlant	Power Plant
009	1080	1080	Utility	Utility	90,051.05	93,278.93	PowerPlant	Regulated	Utility		37501:Struct. & Improv. - T	PowerPlant	Power Plant
009	1080	1080	Utility	Utility	44,541.69	46,023.33	PowerPlant	Regulated	Utility		37502:Land Rights	PowerPlant	Power Plant
009	1080	1080	Utility	Utility	772.39	899.83	PowerPlant	Regulated	Utility		37503:Improvements	PowerPlant	Power Plant
009	1080	1080	Utility	Utility	2,443,037.12	1,973,003.59	PowerPlant	Regulated	Utility		37600:Mains - Cathodic Prot	PowerPlant	Power Plant
009	1080	1080	Utility	Utility	41,422,123.32	41,826,034.09	PowerPlant	Regulated	Utility		37601:Mains - Steel	PowerPlant	Power Plant
009	1080	1080	Utility	Utility	11,254,730.65	11,844,215.39	PowerPlant	Regulated	Utility		37602:Mains - Plastic	PowerPlant	Power Plant
009	1080	1080	Utility	Utility	1,504,524.20	1,574,372.97	PowerPlant	Regulated	Utility		37800:Meas. And Reg. Sta. E	PowerPlant	Power Plant
009	1080	1080	Utility	Utility	262,536.86	309,107.97	PowerPlant	Regulated	Utility		37900:Meas & Reg Station Eq	PowerPlant	Power Plant
009	1080	1080	Utility	Utility	1,148,384.99	1,170,707.46	PowerPlant	Regulated	Utility		37805:Meas & Reg Sta Eq - C	PowerPlant	Power Plant
009	1080	1080	Utility	Utility	43,660,393.74	43,424,265.29	PowerPlant	Regulated	Utility		38000:Services	PowerPlant	Power Plant
009	1080	1080	Utility	Utility	5,321,767.66	6,160,764.34	PowerPlant	Regulated	Utility		38100:Meters	PowerPlant	Power Plant
009	1080	1080	Utility	Utility	5,877,701.86	6,877,133.30	PowerPlant	Regulated	Utility		38200:Meter Installations	PowerPlant	Power Plant
009	1080	1080	Utility	Utility	2,849,425.94	2,874,075.10	PowerPlant	Regulated	Utility		38300:House Regulators	PowerPlant	Power Plant
009	1080	1080	Utility	Utility	114,141.32	117,257.72	PowerPlant	Regulated	Utility		38400:House Regulator Insta	PowerPlant	Power Plant
009	1080	1080	Utility	Utility	2,569,616.17	2,676,155.29	PowerPlant	Regulated	Utility		38500:Industrial Measuring	PowerPlant	Power Plant
009	1080	1080	Utility	Utility	25,654.04	25,654.04	PowerPlant	Regulated	Utility		38900:Land & Land Rights	PowerPlant	Power Plant
009	1080	1080	Utility	Utility	153,455.83	170,174.32	PowerPlant	Regulated	Utility		39002:Structure-Brick Grp	PowerPlant	Power Plant
009	1080	1080	Utility	Utility	388,914.89	440,764.53	PowerPlant	Regulated	Utility		39003:Improvements Grp	PowerPlant	Power Plant
009	1080	1080	Utility	Utility	7,350.84	7,480.40	PowerPlant	Regulated	Utility		39004:Air Condition Eq Grp	PowerPlant	Power Plant
009	1080	1080	Utility	Utility	1,184,762.95	1,214,855.27	PowerPlant	Regulated	Utility		39009:Improvement-Leased Grp	PowerPlant	Power Plant
009	1080	1080	Utility	Utility	65,538.18	131,091.12	PowerPlant	Regulated	Utility		38100:Office Furniture And	PowerPlant	Power Plant
009	1080	1080	Utility	Utility	(107,598.31)	(107,598.31)	PowerPlant	Regulated	Utility		39103:Office Machines	PowerPlant	Power Plant
009	1080	1080	Utility	Utility	9,089.55	245,505.67	PowerPlant	Regulated	Utility		39200:Transp Equip-Group	PowerPlant	Power Plant
009	1080	1080	Utility	Utility	4,972.75	4,972.75	PowerPlant	Regulated	Utility		39201:Wkg Trucks - Group	PowerPlant	Power Plant
009	1080	1080	Utility	Utility	80,217.01	48,607.11	PowerPlant	Regulated	Utility		39202:Wkg Trailers - Group	PowerPlant	Power Plant
009	1080	1080	Utility	Utility	128,979.48	178,734.79	PowerPlant	Regulated	Utility		39400:Tools Shop And Garage	PowerPlant	Power Plant
009	1080	1080	Utility	Utility	(144,275.12)	(178,722.88)	PowerPlant	Regulated	Utility		39603:Ditchers - Group	PowerPlant	Power Plant
009	1080	1080	Utility	Utility	(46,345.20)	(33,318.84)	PowerPlant	Regulated	Utility		39604:Backhoes - Group	PowerPlant	Power Plant
009	1080	1080	Utility	Utility	9,750.91	10,756.04	PowerPlant	Regulated	Utility		39605:Welders - Group	PowerPlant	Power Plant
009	1080	1080	Utility	Utility	(271,319.89)	(250,812.65)	PowerPlant	Regulated	Utility		39700:Communication Equipme	PowerPlant	Power Plant
009	1080	1080	Utility	Utility	(22,087.21)	(22,087.21)	PowerPlant	Regulated	Utility		39701:Communication Equip.	PowerPlant	Power Plant
009	1080	1080	Utility	Utility	(34,135.78)	(34,135.78)	PowerPlant	Regulated	Utility		39702:Communication Equip.	PowerPlant	Power Plant
009	1080	1080	Utility	Utility	(134,557.59)	(130,966.73)	PowerPlant	Regulated	Utility		39705:Communication Equip.	PowerPlant	Power Plant
009	1080	1080	Utility	Utility	1,259,607.72	1,259,047.27	PowerPlant	Regulated	Utility		39800:Miscellaneous Equipme	PowerPlant	Power Plant
009	1080	1080	Utility	Utility	175,990.09	175,990.09	PowerPlant	Regulated	Utility		39901:Servers Hardware	PowerPlant	Power Plant
009	1080	1080	Utility	Utility	118,460.96	118,460.96	PowerPlant	Regulated	Utility		39902:Servers Software	PowerPlant	Power Plant
009	1080	1080	Utility	Utility	511,781.46	511,781.46	PowerPlant	Regulated	Utility		39903:Network Hardware	PowerPlant	Power Plant
009	1080	1080	Utility	Utility	2,004,048.17	1,625,149.47	PowerPlant	Regulated	Utility		39906:Pc Hardware	PowerPlant	Power Plant
009	1080	1080	Utility	Utility	247,331.13	247,331.13	PowerPlant	Regulated	Utility		39907:Pc Software	PowerPlant	Power Plant
009	1080	1080	Utility	Utility	366,885.73	411,709.64	PowerPlant	Regulated	Utility		39908:Application Software	PowerPlant	Power Plant
009	1080	1080	Utility	Utility	248,688.38	367,204.73	PowerPlant	Regulated	Utility		39000:Structure & Improv	PowerPlant	Power Plant
009	1080	1080	Utility	Utility	8,329.72	8,329.72	PowerPlant	Regulated	Utility		30100:Organization Grp	PowerPlant	Power Plant
009	1080	1080	Utility	Utility	119,852.69	119,852.69	PowerPlant	Regulated	Utility		30200:Franch & Consent Grp	PowerPlant	Power Plant
009	1080	1080	Utility	Utility	577.50	716.10	PowerPlant	Regulated	Utility		32520:Producing Leaseholds	PowerPlant	Power Plant
009	1080	1080	Utility	Utility	7,960.00	9,870.40	PowerPlant	Regulated	Utility		32540:Rights-Of-Way	PowerPlant	Power Plant
009	1080	1080	Utility	Utility	3,492.47	3,452.47	PowerPlant	Regulated	Utility		33100:Producing Gas Wells -	PowerPlant	Power Plant
009	1080	1080	Utility	Utility	47,182.67	47,182.67	PowerPlant	Regulated	Utility		33201:Field Lines	PowerPlant	Power Plant
009	1080	1080	Utility	Utility	529,956.16	529,956.16	PowerPlant	Regulated	Utility		33202:Tributary Lines	PowerPlant	Power Plant
009	1080	1080	Utility	Utility	189,625.47	189,625.47	PowerPlant	Regulated	Utility		33400:Field Measuring And R	PowerPlant	Power Plant
009	1080	1080	Utility	Utility	9,724.50	12,058.38	PowerPlant	Regulated	Utility		33600:Purification Equipmen	PowerPlant	Power Plant
009	1080	1080	Utility	Utility	4,681.58	4,681.58	PowerPlant	Regulated	Utility		35020:Rights-Of-Way	PowerPlant	Power Plant
009	1080	1080	Utility	Utility	5,259.44	5,366.96	PowerPlant	Regulated	Utility		35100:Structures And Improv	PowerPlant	Power Plant
009	1080	1080	Utility	Utility	119,257.05	120,175.61	PowerPlant	Regulated	Utility		35102:Compressor Station Eq	PowerPlant	Power Plant
009	1080	1080	Utility	Utility	24,295.30	24,295.30	PowerPlant	Regulated	Utility		35103:Measuring And Reg. St	PowerPlant	Power Plant
009	1080	1080	Utility	Utility	141,033.98	141,033.98	PowerPlant	Regulated	Utility		35104:Other Structures	PowerPlant	Power Plant
009	1080	1080	Utility	Utility	369,019.85	458,427.32	PowerPlant	Regulated	Utility		35200:Rights Of Way	PowerPlant	Power Plant
009	1080	1080	Utility	Utility	1,682,802.04	1,722,208.24	PowerPlant	Regulated	Utility		35201:Well Construction	PowerPlant	Power Plant
009	1080	1080	Utility	Utility	569,192.29	568,720.47	PowerPlant	Regulated	Utility		35202:Well Equipment	PowerPlant	Power Plant
009	1080	1080	Utility	Utility	168,071.00	208,408.04	PowerPlant	Regulated	Utility		35203:Cushion Gas Grp	PowerPlant	Power Plant
009	1080	1080	Utility	Utility	178,619.35	178,619.35	PowerPlant	Regulated	Utility		35210:Storage Leaseholds An	PowerPlant	Power Plant
009	1080	1080	Utility	Utility	52,994.06	53,224.42	PowerPlant	Regulated	Utility		35211:Storage Rights	PowerPlant	Power Plant
009	1080	1080	Utility	Utility	187,421.92	187,421.92	PowerPlant	Regulated	Utility		35301:Storage Field Lines	PowerPlant	Power Plant
009	1080	1080	Utility	Utility	219,931.12	219,931.12	PowerPlant	Regulated	Utility		35302:Storage Tributary Lin	PowerPlant	Power Plant
009	1080	1080	Utility	Utility	473,900.34	373,946.14	PowerPlant	Regulated	Utility		35400:Compressor Station Eq	PowerPlant	Power Plant
009	1080	1080	Utility	Utility	162,301.11	162,301.11	PowerPlant	Regulated	Utility		35800:Purification Equipmen	PowerPlant	Power Plant
009	1080	1080	Utility	Utility	238,931.42	238,931.42	PowerPlant	Regulated	Utility		35800:Measuring and Regulat	PowerPlant	Power Plant
009	1080	1080	Utility	Utility	15.94	15.94	PowerPlant	Regulated	Utility		36510:Land & Land Rights	PowerPlant	Power Plant
009	1080	1080	Utility	Utility	396,823.98	411,242.26	PowerPlant	Regulated	Utility		36520:Rights-Of-Way	PowerPlant	Power Plant
009	1080	1080	Utility	Utility	(3,933.65)	(3,063.65)	PowerPlant	Regulated	Utility		36602:Meas. & Reg. Sta. Str	PowerPlant	Power Plant
009	1080	1080	Utility	Utility	37,395.54	58,942.46	PowerPlant	Regulated	Utility		36603:Other Structures	PowerPlant	Power Plant
009	1080	1080	Utility	Utility	278,082.02	284,943.99	PowerPlant	Regulated	Utility		36700:Mains - Cathodic Prot	PowerPlant	Power Plant
009	1080	1080	Utility	Utility	16,790,590.98	17,196,841.12	PowerPlant	Regulated	Utility		36701:Mains - Steel	PowerPlant	Power Plant
009	1080	1080	Utility	Utility	218,318.06	226,572.85	PowerPlant	Regulated	Utility		36900:Measuring And Reg. St	PowerPlant	Power Plant
009	1080	1080	Utility	Utility	1,713,791.44	1,747,357.33	PowerPlant	Regulated	Utility		36901:Measuring And Reg. St	PowerPlant	Power Plant
009	1080	1080	RWIP	RWIP	0.00	(825,491.05)	General Ledger	Regulated	Utility		RWIP	GL ONLY	GL
009	1080	1080	RWIP-Recon	RWIP	0.00	(7,085.57)	General Ledger	Regulated	Utility		RWIP	GL ONLY	GL
012	1080	1080	Utility	Utility	2,836,295.80	3,105,513.17	PowerPlant	Regulated	Utility		39009:Improvements - Leased	PowerPlant	Power Plant

Division	GL Acct	Acct	Type/Recon	Type	Balance 9/30/11	End_Balance	Source	Reg/Non Reg	Util/Non Util	Description	Description	Note	Notes2
012	1080	1080	Utility	Utility	65,360.90	85,649.51	PowerPlant	Regulated	Utility	39100:Office Furniture And	39100:Office Furniture And	PowerPlant	Power Plant
012	1080	1080	Utility	Utility	16,607,890.98	6,455,955.15	PowerPlant	Regulated	Utility	39700:Communication Equipme	39700:Communication Equipme	PowerPlant	Power Plant
012	1080	1080	Utility	Utility	1,305.92	(229.96)	PowerPlant	Regulated	Utility	39800:Miscellaneous Equipme	39800:Miscellaneous Equipme	PowerPlant	Power Plant
012	1080	1080	Utility	Utility	(1,030.78)	(1,030.78)	PowerPlant	Regulated	Utility	39900:Other Tangible Equipm	39900:Other Tangible Equipm	PowerPlant	Power Plant
012	1080	1080	Utility	Utility	12,142,548.55	4,948,748.73	PowerPlant	Regulated	Utility	39901:Servers-Hardware	39901:Servers-Hardware	PowerPlant	Power Plant
012	1080	1080	Utility	Utility	7,492,559.85	1,828,513.53	PowerPlant	Regulated	Utility	39902:Servers-Software	39902:Servers-Software	PowerPlant	Power Plant
012	1080	1080	Utility	Utility	504,991.07	(65,895.36)	PowerPlant	Regulated	Utility	39903:Network Hardware	39903:Network Hardware	PowerPlant	Power Plant
012	1080	1080	Utility	Utility	1,911,712.31	(235,376.33)	PowerPlant	Regulated	Utility	39906:Pc Hardware	39906:Pc Hardware	PowerPlant	Power Plant
012	1080	1080	Utility	Utility	2,975,412.41	204,072.47	PowerPlant	Regulated	Utility	39907:Pc Software	39907:Pc Software	PowerPlant	Power Plant
012	1080	1080	Utility	Utility	77,070,004.29	81,848,407.18	PowerPlant	Regulated	Utility	39908:Application Software	39908:Application Software	PowerPlant	Power Plant
012	1080	1080	Utility	Utility	23,168,335.54	23,168,335.95	PowerPlant	Regulated	Utility	39924:Oth Tang Prop - Gen.	39924:Oth Tang Prop - Gen.	PowerPlant	Power Plant
012	1080	1080	Utility	Utility	589,389.24	1,442,778.19	PowerPlant	Regulated	Utility	39900:Structure & Improv	39900:Structure & Improv	PowerPlant	Power Plant
012	1080	1080	Utility	Utility	0.00	0.00	PowerPlant	Regulated	Utility	38900:Land	38900:Land	PowerPlant	Power Plant
012	1080	1080	Utility	Utility	0.00	0.00	PowerPlant	Regulated	Utility	38910:CKV Land&Land Rights	38910:CKV Land&Land Rights	PowerPlant	Power Plant
012	1080	1080	Utility	Utility	895,199.71	1,694,497.97	PowerPlant	Regulated	Utility	39010:CKV-Struct & Improv	39010:CKV-Struct & Improv	PowerPlant	Power Plant
012	1080	1080	Utility	Utility	23,806.22	40,839.10	PowerPlant	Regulated	Utility	39710:CKV-Commun Equip	39710:CKV-Commun Equip	PowerPlant	Power Plant
012	1080	1080	Utility	Utility	6,860.89	10,415.20	PowerPlant	Regulated	Utility	39910:CKV-Other Tang Equip	39910:CKV-Other Tang Equip	PowerPlant	Power Plant
012	1080	1080	Utility	Utility	33,508.24	55,171.05	PowerPlant	Regulated	Utility	39916:CKV-Pc Hardware	39916:CKV-Pc Hardware	PowerPlant	Power Plant
012	1080	1080	Utility	Utility	8,598.88	14,979.93	PowerPlant	Regulated	Utility	39917:CKV-Pc Software	39917:CKV-Pc Software	PowerPlant	Power Plant
012	1080	1080	RWIP	RWIP	0.00	(22,662.54)	General Ledger	Regulated	Utility	RWIP	RWIP	GL ONLY	GL
012	1080	1080	RWIP	RWIP	(865.05)	(865.05)	General Ledger	Regulated	Utility	Prior Year Balance	Prior Year Balance	Do Not Delete	
012	1080	1080	Utility	Utility	2,936,295.80	3,134,886.69	PowerPlant	Regulated	Utility	39909:Improvements - Leased	39909:Improvements - Leased	PowerPlant	Power Plant
012	1080	1080	Utility	Utility	65,360.90	89,190.40	PowerPlant	Regulated	Utility	39100:Office Furniture And	39100:Office Furniture And	PowerPlant	Power Plant
012	1080	1080	Utility	Utility	16,607,890.98	(6,411,611.78)	PowerPlant	Regulated	Utility	39700:Communication Equipme	39700:Communication Equipme	PowerPlant	Power Plant
012	1080	1080	Utility	Utility	1,305.92	(181.50)	PowerPlant	Regulated	Utility	39800:Miscellaneous Equipme	39800:Miscellaneous Equipme	PowerPlant	Power Plant
012	1080	1080	Utility	Utility	(1,030.78)	(1,030.78)	PowerPlant	Regulated	Utility	39900:Other Tangible Equipm	39900:Other Tangible Equipm	PowerPlant	Power Plant
012	1080	1080	Utility	Utility	12,142,548.55	4,993,750.62	PowerPlant	Regulated	Utility	39901:Servers-Hardware	39901:Servers-Hardware	PowerPlant	Power Plant
012	1080	1080	Utility	Utility	7,492,559.85	1,849,915.20	PowerPlant	Regulated	Utility	39902:Servers-Software	39902:Servers-Software	PowerPlant	Power Plant
012	1080	1080	Utility	Utility	504,991.07	(61,836.73)	PowerPlant	Regulated	Utility	39903:Network Hardware	39903:Network Hardware	PowerPlant	Power Plant
012	1080	1080	Utility	Utility	1,911,712.31	(226,158.77)	PowerPlant	Regulated	Utility	39906:Pc Hardware	39906:Pc Hardware	PowerPlant	Power Plant
012	1080	1080	Utility	Utility	2,975,412.41	206,743.58	PowerPlant	Regulated	Utility	39907:Pc Software	39907:Pc Software	PowerPlant	Power Plant
012	1080	1080	Utility	Utility	77,070,004.29	82,384,463.57	PowerPlant	Regulated	Utility	39908:Application Software	39908:Application Software	PowerPlant	Power Plant
012	1080	1080	Utility	Utility	23,168,335.54	23,168,335.95	PowerPlant	Regulated	Utility	39924:Oth Tang Prop - Gen.	39924:Oth Tang Prop - Gen.	PowerPlant	Power Plant
012	1080	1080	Utility	Utility	589,389.24	1,528,774.61	PowerPlant	Regulated	Utility	39900:Structure & Improv	39900:Structure & Improv	PowerPlant	Power Plant
012	1080	1080	Utility	Utility	0.00	0.00	PowerPlant	Regulated	Utility	38900:Land	38900:Land	PowerPlant	Power Plant
012	1080	1080	Utility	Utility	0.00	0.00	PowerPlant	Regulated	Utility	38910:CKV Land&Land Rights	38910:CKV Land&Land Rights	PowerPlant	Power Plant
012	1080	1080	Utility	Utility	895,199.71	1,670,242.07	PowerPlant	Regulated	Utility	39010:CKV-Struct & Improv	39010:CKV-Struct & Improv	PowerPlant	Power Plant
012	1080	1080	Utility	Utility	23,806.22	42,706.60	PowerPlant	Regulated	Utility	39710:CKV-Commun Equip	39710:CKV-Commun Equip	PowerPlant	Power Plant
012	1080	1080	Utility	Utility	6,860.89	10,834.61	PowerPlant	Regulated	Utility	39910:CKV-Other Tang Equip	39910:CKV-Other Tang Equip	PowerPlant	Power Plant
012	1080	1080	Utility	Utility	33,508.24	57,535.38	PowerPlant	Regulated	Utility	39916:CKV-Pc Hardware	39916:CKV-Pc Hardware	PowerPlant	Power Plant
012	1080	1080	Utility	Utility	8,598.88	15,677.05	PowerPlant	Regulated	Utility	39917:CKV-Pc Software	39917:CKV-Pc Software	PowerPlant	Power Plant
012	1080	1080	RWIP	RWIP	0.00	(22,924.05)	General Ledger	Regulated	Utility	RWIP	RWIP	GL ONLY	GL
012	1080	1080	Utility	Utility	2,936,295.80	3,164,260.21	PowerPlant	Regulated	Utility	39909:Improvements - Leased	39909:Improvements - Leased	PowerPlant	Power Plant
012	1080	1080	Utility	Utility	65,360.90	90,731.29	PowerPlant	Regulated	Utility	39100:Office Furniture And	39100:Office Furniture And	PowerPlant	Power Plant
012	1080	1080	Utility	Utility	16,607,890.98	(6,367,268.41)	PowerPlant	Regulated	Utility	39700:Communication Equipme	39700:Communication Equipme	PowerPlant	Power Plant
012	1080	1080	Utility	Utility	1,305.92	(133.04)	PowerPlant	Regulated	Utility	39800:Miscellaneous Equipme	39800:Miscellaneous Equipme	PowerPlant	Power Plant
012	1080	1080	Utility	Utility	(1,030.78)	(1,030.78)	PowerPlant	Regulated	Utility	39900:Other Tangible Equipm	39900:Other Tangible Equipm	PowerPlant	Power Plant
012	1080	1080	Utility	Utility	12,142,548.55	5,036,752.91	PowerPlant	Regulated	Utility	39901:Servers-Hardware	39901:Servers-Hardware	PowerPlant	Power Plant
012	1080	1080	Utility	Utility	7,492,559.85	1,871,316.87	PowerPlant	Regulated	Utility	39902:Servers-Software	39902:Servers-Software	PowerPlant	Power Plant
012	1080	1080	Utility	Utility	504,991.07	(57,682.20)	PowerPlant	Regulated	Utility	39903:Network Hardware	39903:Network Hardware	PowerPlant	Power Plant
012	1080	1080	Utility	Utility	1,911,712.31	(216,307.30)	PowerPlant	Regulated	Utility	39906:Pc Hardware	39906:Pc Hardware	PowerPlant	Power Plant
012	1080	1080	Utility	Utility	2,975,412.41	209,414.89	PowerPlant	Regulated	Utility	39907:Pc Software	39907:Pc Software	PowerPlant	Power Plant
012	1080	1080	Utility	Utility	77,070,004.29	83,120,519.96	PowerPlant	Regulated	Utility	39908:Application Software	39908:Application Software	PowerPlant	Power Plant
012	1080	1080	Utility	Utility	23,168,335.54	23,168,335.95	PowerPlant	Regulated	Utility	39924:Oth Tang Prop - Gen.	39924:Oth Tang Prop - Gen.	PowerPlant	Power Plant
012	1080	1080	Utility	Utility	589,389.24	1,614,771.03	PowerPlant	Regulated	Utility	39900:Structure & Improv	39900:Structure & Improv	PowerPlant	Power Plant
012	1080	1080	Utility	Utility	0.00	0.00	PowerPlant	Regulated	Utility	38900:Land	38900:Land	PowerPlant	Power Plant
012	1080	1080	Utility	Utility	0.00	0.00	PowerPlant	Regulated	Utility	38910:CKV Land&Land Rights	38910:CKV Land&Land Rights	PowerPlant	Power Plant
012	1080	1080	Utility	Utility	895,199.71	1,745,986.17	PowerPlant	Regulated	Utility	39010:CKV-Struct & Improv	39010:CKV-Struct & Improv	PowerPlant	Power Plant
012	1080	1080	Utility	Utility	23,806.22	44,574.10	PowerPlant	Regulated	Utility	39710:CKV-Commun Equip	39710:CKV-Commun Equip	PowerPlant	Power Plant
012	1080	1080	Utility	Utility	6,860.89	11,254.02	PowerPlant	Regulated	Utility	39910:CKV-Other Tang Equip	39910:CKV-Other Tang Equip	PowerPlant	Power Plant
012	1080	1080	Utility	Utility	33,508.24	59,899.70	PowerPlant	Regulated	Utility	39916:CKV-Pc Hardware	39916:CKV-Pc Hardware	PowerPlant	Power Plant
012	1080	1080	Utility	Utility	8,598.88	16,374.17	PowerPlant	Regulated	Utility	39917:CKV-Pc Software	39917:CKV-Pc Software	PowerPlant	Power Plant
012	1080	1080	RWIP	RWIP	0.00	(22,864.19)	General Ledger	Regulated	Utility	RWIP	RWIP	GL ONLY	GL
012	1080	1080	Utility	Utility	3,192,842.42	3,221,387.85	PowerPlant	Regulated	Utility	39909:Improvements - Leased	39909:Improvements - Leased	PowerPlant	Power Plant
012	1080	1080	Utility	Utility	93,331.47	96,039.32	PowerPlant	Regulated	Utility	39100:Office Furniture And	39100:Office Furniture And	PowerPlant	Power Plant
012	1080	1080	Utility	Utility	(6,323,641.28)	(6,310,489.59)	PowerPlant	Regulated	Utility	39700:Communication Equipme	39700:Communication Equipme	PowerPlant	Power Plant
012	1080	1080	Utility	Utility	69.58	121.55	PowerPlant	Regulated	Utility	39800:Miscellaneous Equipme	39800:Miscellaneous Equipme	PowerPlant	Power Plant
012	1080	1080	Utility	Utility	(1,030.78)	(1,030.78)	PowerPlant	Regulated	Utility	39900:Other Tangible Equipm	39900:Other Tangible Equipm	PowerPlant	Power Plant
012	1080	1080	Utility	Utility	5,084,227.15	5,113,677.44	PowerPlant	Regulated	Utility	39901:Servers-Hardware	39901:Servers-Hardware	PowerPlant	Power Plant
012	1080	1080	Utility	Utility	1,993,448.48	1,905,617.21	PowerPlant	Regulated	Utility	39902:Servers-Software	39902:Servers-Software	PowerPlant	Power Plant
012	1080	1080	Utility	Utility	(49,570.50)	(46,075.63)	PowerPlant	Regulated	Utility	39903:Network Hardware	39903:Network Hardware	PowerPlant	Power Plant
012	1080	1080	Utility	Utility	(207,174.27)	(204,156.58)	PowerPlant	Regulated	Utility	39906:Pc Hardware	39906:Pc Hardware	PowerPlant	Power Plant
012	1080	1080	Utility	Utility	212,167.75	214,938.10	PowerPlant	Regulated	Utility	39907:Pc Software	39907:Pc Software	PowerPlant	Power Plant
012	1080	1080	Utility	Utility	83,852,981.15	84,574,306.74	PowerPlant	Regulated	Utility	39908:Application Software	39908:Application Software	PowerPlant	Power Plant
012	1080	1080	Utility	Utility	23,168,335.95	23,168,335.95	PowerPlant	Regulated	Utility	39924:Oth Tang Prop - Gen.	39924:Oth Tang Prop - Gen.	PowerPlant	Power Plant
012	1080	1080	Utility	Utility	1,897,868.35	1,790,913.60	PowerPlant	Regulated	Utility	39900:Structure & Improv	39900:Structure & Improv	PowerPlant	Power Plant
012	1080	1080	Utility	Utility	0.00	0.00	PowerPlant	Regulated	Utility	38900:Land	38900:Land	PowerPlant	Power Plant
012	1080	1080	Utility	Utility	0.00	0.00	PowerPlant	Regulated	Utility	38910:CKV Land&Land Rights	38910:CKV Land&Land Rights	PowerPlant	Power Plant
012	1080	1080	Utility	Utility	1,820,355.84	1,894,713.30	PowerPlant	Regulated	Utility	39010:CKV-Struct & Improv	39010:CKV-Struct & Improv	PowerPlant	Power Plant
012	1080	1080	Utility	Utility	46,424.97	48,275.30	PowerPlant	Regulated	Utility	39710:CKV-Commun Equip	39710:CKV-Commun Equip	PowerPlant	Power Plant
012	1080	1080	Utility	Utility	11,369.17	12,126.25	PowerPlant	Regulated	Utility	39910:CKV-Other Tang Equip	39910:CKV-Other Tang Equip	PowerPlant	Power Plant
012	1080	1080	Utility	Utility	62,240.81	64,582.97	PowerPlant	Regulated	Utility	39916:CKV-Pc Hardware	39916:CKV-Pc Hardware	PowerPlant	Power Plant

Division	GL Acct	Acct	Type/Recon	Type	Balance 9/30/11	End_Balance	Source	Reg/Non Reg	Util/Non Util	Description	Descr	Note	Notes2	
012	1080	1080	Utility	Utility	17,065.97	17,759.72	PowerPlant	Regulated	Utility			39917:CKV-Pc Software	PowerPlant	Power Plant
012	1080	1080	Utility	Utility	3,192,842.42	3,249,983.64	PowerPlant	Regulated	Utility			39009:Improvements - Leased	PowerPlant	Power Plant
012	1080	1080	Utility	Utility	93,331.47	98,705.68	PowerPlant	Regulated	Utility			39100:Office Furniture And	PowerPlant	Power Plant
012	1080	1080	Utility	Utility	(6,323,641.28)	(6,297,317.95)	PowerPlant	Regulated	Utility			39700:Communication Equipme	PowerPlant	Power Plant
012	1080	1080	Utility	Utility	69.58	173.70	PowerPlant	Regulated	Utility			39800:Miscellaneous Equipme	PowerPlant	Power Plant
012	1080	1080	Utility	Utility	(1,030.78)	(1,030.78)	PowerPlant	Regulated	Utility			39900:Other Tangible Equipm	PowerPlant	Power Plant
012	1080	1080	Utility	Utility	5,084,227.15	5,145,163.48	PowerPlant	Regulated	Utility			39901:Servers-Hardware	PowerPlant	Power Plant
012	1080	1080	Utility	Utility	1,893,448.48	1,917,445.36	PowerPlant	Regulated	Utility			39902:Servers-Software	PowerPlant	Power Plant
012	1080	1080	Utility	Utility	(49,570.60)	(42,616.22)	PowerPlant	Regulated	Utility			39903:Network Hardware	PowerPlant	Power Plant
012	1080	1080	Utility	Utility	(207,174.27)	(200,862.99)	PowerPlant	Regulated	Utility			39906:Pc Hardware	PowerPlant	Power Plant
012	1080	1080	Utility	Utility	212,167.75	217,954.03	PowerPlant	Regulated	Utility			39907:Pc Software	PowerPlant	Power Plant
012	1080	1080	Utility	Utility	83,852,981.15	85,298,368.14	PowerPlant	Regulated	Utility			39908:Application Software	PowerPlant	Power Plant
012	1080	1080	Utility	Utility	23,168,335.95	23,168,604.02	PowerPlant	Regulated	Utility			39924:Oth Tang Prop - Gen.	PowerPlant	Power Plant
012	1080	1080	Utility	Utility	1,697,858.35	1,584,009.92	PowerPlant	Regulated	Utility			39000:Structure & Improv	PowerPlant	Power Plant
012	1080	1080	Utility	Utility	0.00	0.00	PowerPlant	Regulated	Utility			38900:Land	PowerPlant	Power Plant
012	1080	1080	Utility	Utility	0.00	0.00	PowerPlant	Regulated	Utility			38910:CKV Land&Land Rights	PowerPlant	Power Plant
012	1080	1080	Utility	Utility	1,820,355.84	1,869,073.26	PowerPlant	Regulated	Utility			39010:CKV-Struct & Improv	PowerPlant	Power Plant
012	1080	1080	Utility	Utility	46,424.97	50,126.04	PowerPlant	Regulated	Utility			39710:CKV-Commun Equip	PowerPlant	Power Plant
012	1080	1080	Utility	Utility	11,689.17	12,561.29	PowerPlant	Regulated	Utility			39910:CKV-Other Tang Equip	PowerPlant	Power Plant
012	1080	1080	Utility	Utility	62,240.61	66,523.54	PowerPlant	Regulated	Utility			39918:CKV-Pc Hardware	PowerPlant	Power Plant
012	1080	1080	Utility	Utility	17,065.97	18,451.26	PowerPlant	Regulated	Utility			39917:CKV-Pc Software	PowerPlant	Power Plant
012	1080	1080	Utility	Utility	3,192,842.42	3,273,465.25	PowerPlant	Regulated	Utility			39009:Improvements - Leased	PowerPlant	Power Plant
012	1080	1080	Utility	Utility	93,331.47	101,581.89	PowerPlant	Regulated	Utility			39100:Office Furniture And	PowerPlant	Power Plant
012	1080	1080	Utility	Utility	(6,323,641.28)	(6,285,435.54)	PowerPlant	Regulated	Utility			39700:Communication Equipme	PowerPlant	Power Plant
012	1080	1080	Utility	Utility	69.58	212.16	PowerPlant	Regulated	Utility			39800:Miscellaneous Equipme	PowerPlant	Power Plant
012	1080	1080	Utility	Utility	(1,030.78)	(1,030.78)	PowerPlant	Regulated	Utility			39900:Other Tangible Equipm	PowerPlant	Power Plant
012	1080	1080	Utility	Utility	5,084,227.15	5,178,534.80	PowerPlant	Regulated	Utility			39901:Servers-Hardware	PowerPlant	Power Plant
012	1080	1080	Utility	Utility	1,893,448.48	1,929,428.86	PowerPlant	Regulated	Utility			39902:Servers-Software	PowerPlant	Power Plant
012	1080	1080	Utility	Utility	(49,570.60)	(39,481.88)	PowerPlant	Regulated	Utility			39903:Network Hardware	PowerPlant	Power Plant
012	1080	1080	Utility	Utility	(207,174.27)	(197,359.45)	PowerPlant	Regulated	Utility			39906:Pc Hardware	PowerPlant	Power Plant
012	1080	1080	Utility	Utility	212,167.75	221,342.23	PowerPlant	Regulated	Utility			39907:Pc Software	PowerPlant	Power Plant
012	1080	1080	Utility	Utility	83,852,981.15	85,883,720.12	PowerPlant	Regulated	Utility			39908:Application Software	PowerPlant	Power Plant
012	1080	1080	Utility	Utility	23,168,335.95	23,173,312.29	PowerPlant	Regulated	Utility			39924:Oth Tang Prop - Gen.	PowerPlant	Power Plant
012	1080	1080	Utility	Utility	1,697,858.35	1,829,289.97	PowerPlant	Regulated	Utility			39000:Structure & Improv	PowerPlant	Power Plant
012	1080	1080	Utility	Utility	0.00	0.00	PowerPlant	Regulated	Utility			38900:Land	PowerPlant	Power Plant
012	1080	1080	Utility	Utility	0.00	0.00	PowerPlant	Regulated	Utility			38910:CKV Land&Land Rights	PowerPlant	Power Plant
012	1080	1080	Utility	Utility	1,820,355.84	2,034,823.78	PowerPlant	Regulated	Utility			39010:CKV-Struct & Improv	PowerPlant	Power Plant
012	1080	1080	Utility	Utility	46,424.97	51,871.69	PowerPlant	Regulated	Utility			39710:CKV-Commun Equip	PowerPlant	Power Plant
012	1080	1080	Utility	Utility	11,689.17	13,054.19	PowerPlant	Regulated	Utility			39910:CKV-Other Tang Equip	PowerPlant	Power Plant
012	1080	1080	Utility	Utility	62,240.61	69,025.86	PowerPlant	Regulated	Utility			39916:CKV-Pc Hardware	PowerPlant	Power Plant
012	1080	1080	Utility	Utility	17,065.97	19,039.42	PowerPlant	Regulated	Utility			39917:CKV-Pc Software	PowerPlant	Power Plant
012	1080	1080	Utility	Utility	2,836,295.80	3,192,842.42	PowerPlant	Regulated	Utility			39009:Improvements - Leased	PowerPlant	Power Plant
012	1080	1080	Utility	Utility	65,380.90	93,331.47	PowerPlant	Regulated	Utility			39100:Office Furniture And	PowerPlant	Power Plant
012	1080	1080	Utility	Utility	16,607,890.98	(6,323,641.28)	PowerPlant	Regulated	Utility			39700:Communication Equipme	PowerPlant	Power Plant
012	1080	1080	Utility	Utility	1,305.92	69.58	PowerPlant	Regulated	Utility			39800:Miscellaneous Equipme	PowerPlant	Power Plant
012	1080	1080	Utility	Utility	(1,030.78)	(1,030.78)	PowerPlant	Regulated	Utility			39900:Other Tangible Equipm	PowerPlant	Power Plant
012	1080	1080	Utility	Utility	12,142,548.55	5,084,227.15	PowerPlant	Regulated	Utility			39901:Servers-Hardware	PowerPlant	Power Plant
012	1080	1080	Utility	Utility	7,492,589.95	1,893,448.48	PowerPlant	Regulated	Utility			39902:Servers-Software	PowerPlant	Power Plant
012	1080	1080	Utility	Utility	504,991.07	(49,570.60)	PowerPlant	Regulated	Utility			39903:Network Hardware	PowerPlant	Power Plant
012	1080	1080	Utility	Utility	1,911,712.31	(207,174.27)	PowerPlant	Regulated	Utility			39906:Pc Hardware	PowerPlant	Power Plant
012	1080	1080	Utility	Utility	2,875,412.41	212,167.75	PowerPlant	Regulated	Utility			39907:Pc Software	PowerPlant	Power Plant
012	1080	1080	Utility	Utility	77,070,604.29	83,852,981.15	PowerPlant	Regulated	Utility			39908:Application Software	PowerPlant	Power Plant
012	1080	1080	Utility	Utility	23,168,335.95	23,168,335.95	PowerPlant	Regulated	Utility			39924:Oth Tang Prop - Gen.	PowerPlant	Power Plant
012	1080	1080	Utility	Utility	589,389.24	1,597,858.35	PowerPlant	Regulated	Utility			39000:Structure & Improv	PowerPlant	Power Plant
012	1080	1080	Utility	Utility	0.00	0.00	PowerPlant	Regulated	Utility			38900:Land	PowerPlant	Power Plant
012	1080	1080	Utility	Utility	0.00	0.00	PowerPlant	Regulated	Utility			38910:CKV Land&Land Rights	PowerPlant	Power Plant
012	1080	1080	Utility	Utility	885,198.71	1,820,355.84	PowerPlant	Regulated	Utility			39010:CKV-Struct & Improv	PowerPlant	Power Plant
012	1080	1080	Utility	Utility	23,805.22	46,424.97	PowerPlant	Regulated	Utility			39710:CKV-Commun Equip	PowerPlant	Power Plant
012	1080	1080	Utility	Utility	6,850.69	11,589.17	PowerPlant	Regulated	Utility			39910:CKV-Other Tang Equip	PowerPlant	Power Plant
012	1080	1080	Utility	Utility	33,508.24	62,240.61	PowerPlant	Regulated	Utility			39916:CKV-Pc Hardware	PowerPlant	Power Plant
012	1080	1080	Utility	Utility	8,588.68	17,065.97	PowerPlant	Regulated	Utility			39917:CKV-Pc Software	PowerPlant	Power Plant
012	1080	1080	RWIP	RWIP	0.00	(22,858.09)	General Ledger	Regulated	Utility			RWIP	GL ONLY	GL
091	1080	1080	Utility	Utility	2,747.21	2,973.74	PowerPlant	Regulated	Utility			39300:Stores Equipment	PowerPlant	Power Plant
091	1080	1080	Utility	Utility	76,993.22	76,993.22	PowerPlant	Regulated	Utility			39900:Other Tangible Equip	PowerPlant	Power Plant
091	1080	1080	Utility	Utility	119,727.65	142,960.70	PowerPlant	Regulated	Utility			39901:Servers Hardware	PowerPlant	Power Plant
091	1080	1080	Utility	Utility	251,698.15	251,698.15	PowerPlant	Regulated	Utility			39903:Network Hardwars	PowerPlant	Power Plant
091	1080	1080	Utility	Utility	1,242,563.23	1,112,215.49	PowerPlant	Regulated	Utility			39906:Pc Hardware	PowerPlant	Power Plant
091	1080	1080	Utility	Utility	128,631.48	128,631.48	PowerPlant	Regulated	Utility			39907:Pc Software	PowerPlant	Power Plant
091	1080	1080	Utility	Utility	11,517.21	11,517.21	PowerPlant	Regulated	Utility			39902:Servers Software	PowerPlant	Power Plant
091	1080	1080	Utility	Utility	1,782,414.25	1,782,414.25	PowerPlant	Regulated	Utility			39908:Application Software	PowerPlant	Power Plant
091	1080	1080	Utility	Utility	38,459.99	41,432.51	PowerPlant	Regulated	Utility			39001:Struc - Frame Grp	PowerPlant	Power Plant
091	1080	1080	Utility	Utility	5,771.00	5,771.00	PowerPlant	Regulated	Utility			38004:Air Condit Equip Grp	PowerPlant	Power Plant
091	1080	1080	Utility	Utility	49,085.02	49,085.02	PowerPlant	Regulated	Utility			39009:Improve - Leased Grp	PowerPlant	Power Plant
091	1080	1080	Utility	Utility	7,657.82	7,657.82	PowerPlant	Regulated	Utility			38200:Transp Equip- Group	PowerPlant	Power Plant
091	1080	1080	Utility	Utility	11,033.67	12,352.26	PowerPlant	Regulated	Utility			39600:Power Op Equip-Group	PowerPlant	Power Plant
091	1080	1080	Utility	Utility	45,488.62	50,172.68	PowerPlant	Regulated	Utility			39400:Tools Shop And Garage	PowerPlant	Power Plant
091	1080	1080	Utility	Utility	232,898.13	244,263.90	PowerPlant	Regulated	Utility			39700:Communication Equipme	PowerPlant	Power Plant
091	1080	1080	Utility	Utility	318,815.64	350,880.82	PowerPlant	Regulated	Utility			39800:Miscellaneous Equipme	PowerPlant	Power Plant
091	1080	1080	Utility	Utility	63,449.84	63,449.84	PowerPlant	Regulated	Utility			39100:Office Furniture And	PowerPlant	Power Plant
091	1080	1080	RWIP	RWIP	0.00	440.44	General Ledger	Regulated	Utility			RWIP	GL ONLY	GL
091	1080	1080	RWIP	RWIP	55,670.44	55,670.44	General Ledger	Regulated	Utility			Prior Year Balances	Do Not Delete	GL
091	1080	1080	Utility	Utility	2,747.21	2,998.91	PowerPlant	Regulated	Utility			39300:Stores Equipment	PowerPlant	Power Plant

Division	GL Acct	Acct	Type/Recon	Type	Balance 9/30/11	End_Balance	Source	Reg/Non Reg	Util/Non Util	Description	Descr	Note	Notes2
091	1080	1080	Utility	Utility	76,993.22	76,993.22	PowerPlant	Regulated	Utility	39900:Other Tangible Equip		PowerPlant	Power Plant
091	1080	1080	Utility	Utility	119,727.55	145,542.15	PowerPlant	Regulated	Utility	39901:Servers Hardware		PowerPlant	Power Plant
091	1080	1080	Utility	Utility	251,698.15	251,698.15	PowerPlant	Regulated	Utility	39903:Network Hardware		PowerPlant	Power Plant
091	1080	1080	Utility	Utility	1,242,563.23	1,112,215.49	PowerPlant	Regulated	Utility	39906: Pc Hardware		PowerPlant	Power Plant
091	1080	1080	Utility	Utility	128,631.48	128,631.48	PowerPlant	Regulated	Utility	39907: Pc Software		PowerPlant	Power Plant
091	1080	1080	Utility	Utility	11,517.21	11,517.21	PowerPlant	Regulated	Utility	39902:Servers Software		PowerPlant	Power Plant
091	1080	1080	Utility	Utility	1,782,414.25	1,782,414.25	PowerPlant	Regulated	Utility	39908:Application Software		PowerPlant	Power Plant
091	1080	1080	Utility	Utility	38,459.99	41,762.79	PowerPlant	Regulated	Utility	39001:Struc - Frame Grp		PowerPlant	Power Plant
091	1080	1080	Utility	Utility	5,771.00	5,771.00	PowerPlant	Regulated	Utility	39004:Air Condit Equip Grp		PowerPlant	Power Plant
091	1080	1080	Utility	Utility	49,085.02	49,085.02	PowerPlant	Regulated	Utility	39009:Improve - Leased Grp		PowerPlant	Power Plant
091	1080	1080	Utility	Utility	7,657.82	7,657.82	PowerPlant	Regulated	Utility	39200:Transp Equip- Group		PowerPlant	Power Plant
091	1080	1080	Utility	Utility	11,033.87	12,498.77	PowerPlant	Regulated	Utility	39600:Power Op Equip-Group		PowerPlant	Power Plant
091	1080	1080	Utility	Utility	45,489.62	50,693.02	PowerPlant	Regulated	Utility	39400:Tools Shop And Garage		PowerPlant	Power Plant
091	1080	1080	Utility	Utility	232,896.13	245,684.68	PowerPlant	Regulated	Utility	39700:Communication Equipme		PowerPlant	Power Plant
091	1080	1080	Utility	Utility	318,815.84	355,133.15	PowerPlant	Regulated	Utility	39800:Miscellaneous Equipme		PowerPlant	Power Plant
091	1080	1080	Utility	Utility	63,449.84	63,449.84	PowerPlant	Regulated	Utility	39100:Office Furniture And		PowerPlant	Power Plant
091	1080	1080	RW/P	RW/P	0.00	(1,840.33)	General Ledger	Regulated	Utility	RW/P		GL ONLY	GL
091	1080	1080	RW/P	RW/P	55,670.44	55,670.44	General Ledger	Regulated	Utility	Prior Year Balances			
091	1080	1080	Utility	Utility	2,747.21	3,024.08	PowerPlant	Regulated	Utility	39500:Stores Equipment		PowerPlant	Power Plant
091	1080	1080	Utility	Utility	76,993.22	76,993.22	PowerPlant	Regulated	Utility	39900:Other Tangible Equip		PowerPlant	Power Plant
091	1080	1080	Utility	Utility	119,727.55	148,123.60	PowerPlant	Regulated	Utility	39901:Servers Hardware		PowerPlant	Power Plant
091	1080	1080	Utility	Utility	251,698.15	251,698.15	PowerPlant	Regulated	Utility	39903:Network Hardware		PowerPlant	Power Plant
091	1080	1080	Utility	Utility	1,242,563.23	1,112,215.48	PowerPlant	Regulated	Utility	39906: Pc Hardware		PowerPlant	Power Plant
091	1080	1080	Utility	Utility	128,631.48	128,631.48	PowerPlant	Regulated	Utility	39907: Pc Software		PowerPlant	Power Plant
091	1080	1080	Utility	Utility	11,517.21	11,517.21	PowerPlant	Regulated	Utility	39902:Servers Software		PowerPlant	Power Plant
091	1080	1080	Utility	Utility	1,782,414.25	1,782,414.25	PowerPlant	Regulated	Utility	39908:Application Software		PowerPlant	Power Plant
091	1080	1080	Utility	Utility	38,459.99	42,083.07	PowerPlant	Regulated	Utility	39001:Struc - Frame Grp		PowerPlant	Power Plant
091	1080	1080	Utility	Utility	5,771.00	5,771.00	PowerPlant	Regulated	Utility	39004:Air Condit Equip Grp		PowerPlant	Power Plant
091	1080	1080	Utility	Utility	49,085.02	49,085.02	PowerPlant	Regulated	Utility	39009:Improve - Leased Grp		PowerPlant	Power Plant
091	1080	1080	Utility	Utility	7,657.82	7,657.82	PowerPlant	Regulated	Utility	39200:Transp Equip- Group		PowerPlant	Power Plant
091	1080	1080	Utility	Utility	11,033.87	12,645.28	PowerPlant	Regulated	Utility	39600:Power Op Equip-Group		PowerPlant	Power Plant
091	1080	1080	Utility	Utility	45,489.62	51,213.36	PowerPlant	Regulated	Utility	39400:Tools Shop And Garage		PowerPlant	Power Plant
091	1080	1080	Utility	Utility	232,896.13	247,505.48	PowerPlant	Regulated	Utility	39700:Communication Equipme		PowerPlant	Power Plant
091	1080	1080	Utility	Utility	318,815.84	359,385.48	PowerPlant	Regulated	Utility	39800:Miscellaneous Equipme		PowerPlant	Power Plant
091	1080	1080	Utility	Utility	63,449.84	63,449.84	PowerPlant	Regulated	Utility	39100:Office Furniture And		PowerPlant	Power Plant
091	1080	1080	RW/P	RW/P	0.00	(6,101.79)	General Ledger	Regulated	Utility	RW/P		GL ONLY	GL
002	1080	1080	RW/P	RW/P	(153.32)	(153.32)	General Ledger	Regulated	Utility	Prior Year Balances		Do Not Delete	
012	1080	1080	RW/P	RW/P	(865.05)	(865.05)	General Ledger	Regulated	Utility	Prior Year Balances		Do Not Delete	
009	1080	1080	RW/P	RW/P	(3,183,344.69)	(3,183,344.69)	General Ledger	Regulated	Utility	Prior Year Balances		Do Not Delete	
091	1080	1080	RW/P	RW/P	55,670.44	55,670.44	General Ledger	Regulated	Utility	Prior Year Balances		Do Not Delete	
002	1080	1080	RW/P	RW/P	(153.32)	(153.32)	General Ledger	Regulated	Utility	Prior Year Balances		Do Not Delete	
002	1080	1080	RW/P	RW/P	(5.17)	(5.17)	General Ledger	Regulated	Utility	Prior Year Balances		Do Not Delete	
012	1080	1080	RW/P	RW/P	(865.05)	(865.05)	General Ledger	Regulated	Utility	Prior Year Balances		Do Not Delete	
012	1080	1080	RW/P	RW/P	(22,858.09)	(22,858.09)	General Ledger	Regulated	Utility	Prior Year Balances		Do Not Delete	
009	1080	1080	RW/P	RW/P	(3,183,344.69)	(3,183,344.69)	General Ledger	Regulated	Utility	Prior Year Balances		Do Not Delete	
009	1080	1080	RW/P	RW/P	(825,491.06)	(825,491.06)	General Ledger	Regulated	Utility	Prior Year Balances		Do Not Delete	
009	1080	1080	RW/P-Recon	RW/P	(7,085.57)	(7,085.57)	General Ledger	Regulated	Utility	Prior Year Balances		Do Not Delete	
091	1080	1080	RW/P	RW/P	55,670.44	55,670.44	General Ledger	Regulated	Utility	Prior Year Balances		Do Not Delete	
091	1080	1080	RW/P	RW/P	(6,911.40)	(6,911.40)	General Ledger	Regulated	Utility	Prior Year Balances		Do Not Delete	
091	1080	1080	Utility	Utility	3,049.25	3,074.42	PowerPlant	Regulated	Utility	39300:Stores Equipment		PowerPlant	Power Plant
091	1080	1080	Utility	Utility	76,993.22	76,993.22	PowerPlant	Regulated	Utility	39900:Other Tangible Equip		PowerPlant	Power Plant
091	1080	1080	Utility	Utility	150,705.05	153,286.50	PowerPlant	Regulated	Utility	39901:Servers Hardware		PowerPlant	Power Plant
091	1080	1080	Utility	Utility	251,698.15	251,698.15	PowerPlant	Regulated	Utility	39903:Network Hardware		PowerPlant	Power Plant
091	1080	1080	Utility	Utility	1,112,215.49	1,112,215.49	PowerPlant	Regulated	Utility	39906: Pc Hardware		PowerPlant	Power Plant
091	1080	1080	Utility	Utility	128,631.48	128,631.48	PowerPlant	Regulated	Utility	39907: Pc Software		PowerPlant	Power Plant
091	1080	1080	Utility	Utility	11,517.21	11,517.21	PowerPlant	Regulated	Utility	39902:Servers Software		PowerPlant	Power Plant
091	1080	1080	Utility	Utility	1,782,414.25	1,782,414.25	PowerPlant	Regulated	Utility	39908:Application Software		PowerPlant	Power Plant
091	1080	1080	Utility	Utility	42,423.35	42,753.63	PowerPlant	Regulated	Utility	39001:Struc - Frame Grp		PowerPlant	Power Plant
091	1080	1080	Utility	Utility	5,771.00	5,771.00	PowerPlant	Regulated	Utility	39004:Air Condit Equip Grp		PowerPlant	Power Plant
091	1080	1080	Utility	Utility	49,085.02	49,085.02	PowerPlant	Regulated	Utility	39009:Improve - Leased Grp		PowerPlant	Power Plant
091	1080	1080	Utility	Utility	7,657.82	7,657.82	PowerPlant	Regulated	Utility	39200:Transp Equip- Group		PowerPlant	Power Plant
091	1080	1080	Utility	Utility	12,791.79	12,936.30	PowerPlant	Regulated	Utility	39600:Power Op Equip-Group		PowerPlant	Power Plant
091	1080	1080	Utility	Utility	51,733.70	52,254.04	PowerPlant	Regulated	Utility	39400:Tools Shop And Garage		PowerPlant	Power Plant
091	1080	1080	Utility	Utility	249,126.24	250,740.43	PowerPlant	Regulated	Utility	39700:Communication Equipme		PowerPlant	Power Plant
091	1080	1080	Utility	Utility	353,637.61	367,890.14	PowerPlant	Regulated	Utility	39800:Miscellaneous Equipme		PowerPlant	Power Plant
091	1080	1080	Utility	Utility	63,449.84	63,449.84	PowerPlant	Regulated	Utility	39100:Office Furniture And		PowerPlant	Power Plant
091	1080	1080	Utility	Utility	3,049.25	3,099.59	PowerPlant	Regulated	Utility	39300:Stores Equipment		PowerPlant	Power Plant
091	1080	1080	Utility	Utility	76,993.22	76,993.22	PowerPlant	Regulated	Utility	39900:Other Tangible Equip		PowerPlant	Power Plant
091	1080	1080	Utility	Utility	150,705.05	155,867.95	PowerPlant	Regulated	Utility	39901:Servers Hardware		PowerPlant	Power Plant
091	1080	1080	Utility	Utility	251,698.15	251,698.15	PowerPlant	Regulated	Utility	39903:Network Hardware		PowerPlant	Power Plant
091	1080	1080	Utility	Utility	1,112,215.49	1,112,215.49	PowerPlant	Regulated	Utility	39906: Pc Hardware		PowerPlant	Power Plant
091	1080	1080	Utility	Utility	128,631.48	128,631.48	PowerPlant	Regulated	Utility	39907: Pc Software		PowerPlant	Power Plant
091	1080	1080	Utility	Utility	11,517.21	11,517.21	PowerPlant	Regulated	Utility	39902:Servers Software		PowerPlant	Power Plant
091	1080	1080	Utility	Utility	1,782,414.25	1,782,414.25	PowerPlant	Regulated	Utility	39908:Application Software		PowerPlant	Power Plant
091	1080	1080	Utility	Utility	42,423.35	43,083.91	PowerPlant	Regulated	Utility	39001:Struc - Frame Grp		PowerPlant	Power Plant
091	1080	1080	Utility	Utility	5,771.00	5,771.00	PowerPlant	Regulated	Utility	39004:Air Condit Equip Grp		PowerPlant	Power Plant
091	1080	1080	Utility	Utility	49,085.02	49,085.02	PowerPlant	Regulated	Utility	39009:Improve - Leased Grp		PowerPlant	Power Plant
091	1080	1080	Utility	Utility	7,657.82	7,657.82	PowerPlant	Regulated	Utility	39200:Transp Equip- Group		PowerPlant	Power Plant
091	1080	1080	Utility	Utility	12,791.79	13,084.81	PowerPlant	Regulated	Utility	39600:Power Op Equip-Group		PowerPlant	Power Plant
091	1080	1080	Utility	Utility	51,733.70	52,774.38	PowerPlant	Regulated	Utility	39400:Tools Shop And Garage		PowerPlant	Power Plant
091	1080	1080	Utility	Utility	249,126.24	252,354.62	PowerPlant	Regulated	Utility	39700:Communication Equipme		PowerPlant	Power Plant
091	1080	1080	Utility	Utility	353,637.61	372,142.47	PowerPlant	Regulated	Utility	39800:Miscellaneous Equipme		PowerPlant	Power Plant



Division	GL Acct	Acct	Type/Recon	Type	Balance 9/30/11	End_Balance	Source	Reg/Non Reg	Util/Non Util	Description	Descr	Note	Notes2
091	1080	1080	Utility	Utility	63,449.84	63,449.84	PowerPlant	Regulated	Utility	39100:Office Furniture And		PowerPlant	Power Plant
091	1080	1080	Utility	Utility	3,049.25	3,124.76	PowerPlant	Regulated	Utility	39300:Stores Equipment		PowerPlant	Power Plant
091	1080	1080	Utility	Utility	76,993.22	76,993.22	PowerPlant	Regulated	Utility	39900:Other Tangible Equip		PowerPlant	Power Plant
091	1080	1080	Utility	Utility	150,705.05	158,449.40	PowerPlant	Regulated	Utility	39901:Servers Hardware		PowerPlant	Power Plant
091	1080	1080	Utility	Utility	251,698.15	240,506.78	PowerPlant	Regulated	Utility	39903:Network Hardware		PowerPlant	Power Plant
091	1080	1080	Utility	Utility	1,112,215.49	481,765.25	PowerPlant	Regulated	Utility	39906:Pc Hardware		PowerPlant	Power Plant
091	1080	1080	Utility	Utility	128,631.48	39,816.30	PowerPlant	Regulated	Utility	39907:Pc Software		PowerPlant	Power Plant
091	1080	1080	Utility	Utility	11,517.21	11,517.21	PowerPlant	Regulated	Utility	39902:Servers Software		PowerPlant	Power Plant
091	1080	1080	Utility	Utility	1,782,414.25	1,074,691.95	PowerPlant	Regulated	Utility	39908:Application Software		PowerPlant	Power Plant
091	1080	1080	Utility	Utility	42,423.35	43,414.19	PowerPlant	Regulated	Utility	39001:Struc - Frame Grp		PowerPlant	Power Plant
091	1080	1080	Utility	Utility	5,771.00	5,771.00	PowerPlant	Regulated	Utility	39004:Air Condit Equip Grp		PowerPlant	Power Plant
091	1080	1080	Utility	Utility	49,085.02	49,085.02	PowerPlant	Regulated	Utility	39009:Improve - Leased Grp		PowerPlant	Power Plant
091	1080	1080	Utility	Utility	7,657.82	7,657.82	PowerPlant	Regulated	Utility	39200:Transp Equip- Group		PowerPlant	Power Plant
091	1080	1080	Utility	Utility	12,791.79	13,231.32	PowerPlant	Regulated	Utility	39600:Power Op Equip-Group		PowerPlant	Power Plant
091	1080	1080	Utility	Utility	51,733.70	53,294.72	PowerPlant	Regulated	Utility	39400:Tools Shop And Garage		PowerPlant	Power Plant
091	1080	1080	Utility	Utility	249,126.24	161,757.19	PowerPlant	Regulated	Utility	39700:Communication Equipme		PowerPlant	Power Plant
091	1080	1080	Utility	Utility	363,637.81	376,162.42	PowerPlant	Regulated	Utility	39800:Miscellaneous Equipme		PowerPlant	Power Plant
091	1080	1080	Utility	Utility	63,449.84	63,947.30	PowerPlant	Regulated	Utility	39100:Office Furniture And		PowerPlant	Power Plant
091	1080	1080	Utility	Utility	2,747.21	3,049.25	PowerPlant	Regulated	Utility	39300:Stores Equipment		PowerPlant	Power Plant
091	1080	1080	Utility	Utility	76,993.22	76,993.22	PowerPlant	Regulated	Utility	39900:Other Tangible Equip		PowerPlant	Power Plant
091	1080	1080	Utility	Utility	119,727.65	150,705.05	PowerPlant	Regulated	Utility	39901:Servers Hardware		PowerPlant	Power Plant
091	1080	1080	Utility	Utility	251,698.15	251,698.15	PowerPlant	Regulated	Utility	39903:Network Hardware		PowerPlant	Power Plant
091	1080	1080	Utility	Utility	1,242,563.23	1,112,215.49	PowerPlant	Regulated	Utility	39906:Pc Hardware		PowerPlant	Power Plant
091	1080	1080	Utility	Utility	128,631.48	128,631.48	PowerPlant	Regulated	Utility	39907:Pc Software		PowerPlant	Power Plant
091	1080	1080	Utility	Utility	11,517.21	11,517.21	PowerPlant	Regulated	Utility	39902:Servers Software		PowerPlant	Power Plant
091	1080	1080	Utility	Utility	1,782,414.25	1,782,414.25	PowerPlant	Regulated	Utility	39908:Application Software		PowerPlant	Power Plant
091	1080	1080	Utility	Utility	38,459.99	42,423.35	PowerPlant	Regulated	Utility	39001:Struc - Frame Grp		PowerPlant	Power Plant
091	1080	1080	Utility	Utility	5,771.00	5,771.00	PowerPlant	Regulated	Utility	39004:Air Condit Equip Grp		PowerPlant	Power Plant
091	1080	1080	Utility	Utility	49,085.02	49,085.02	PowerPlant	Regulated	Utility	39009:Improve - Leased Grp		PowerPlant	Power Plant
091	1080	1080	Utility	Utility	7,657.82	7,657.82	PowerPlant	Regulated	Utility	39200:Transp Equip- Group		PowerPlant	Power Plant
091	1080	1080	Utility	Utility	11,033.67	12,791.79	PowerPlant	Regulated	Utility	39600:Power Op Equip-Group		PowerPlant	Power Plant
091	1080	1080	Utility	Utility	45,489.62	51,733.70	PowerPlant	Regulated	Utility	39400:Tools Shop And Garage		PowerPlant	Power Plant
091	1080	1080	Utility	Utility	232,898.13	249,126.24	PowerPlant	Regulated	Utility	39700:Communication Equipme		PowerPlant	Power Plant
091	1080	1080	Utility	Utility	318,815.64	363,637.81	PowerPlant	Regulated	Utility	39800:Miscellaneous Equipme		PowerPlant	Power Plant
091	1080	1080	Utility	Utility	63,449.84	63,449.84	PowerPlant	Regulated	Utility	39100:Office Furniture And		PowerPlant	Power Plant
009	1080	1080	Utility	Utility		0.00				33010:Land			added this just for alignment purposes in the pivot
009	1080	1080	Utility	Utility		0.00				37403:Land Other			added this just for alignment purposes in the pivot
002	1080	1080	RWIP	RWIP	(153.32)	(153.32)	General Ledger	Regulated	Utility	Prior Year Balances	RWIP		Do Not Delete
012	1080	1080	RWIP	RWIP	(865.05)	(865.05)	General Ledger	Regulated	Utility	Prior Year Balances	RWIP		Do Not Delete
009	1080	1080	RWIP	RWIP	(3,183,344.69)	(3,183,344.69)	General Ledger	Regulated	Utility	Prior Year Balances	RWIP		Do Not Delete
091	1080	1080	RWIP	RWIP	55,670.44	55,670.44	General Ledger	Regulated	Utility	Prior Year Balances	RWIP		Do Not Delete
091	1080	1080	RWIP	RWIP	0.00	(6,911.40)	General Ledger	Regulated	Utility		RWIP	GL ONLY	GL



**Atmos Energy Corporation**  
Capital Expenditures Projection - Fiscal Year 2013  
Atmos Energy-KY/Mid-States  
For The Period Ended February 28, 2013  
Kentucky Division - 009DIV

Color Notes

Projection Input - include an "=" (equal sign) in front of the adjusted number - i.e. "=50,000"  
Formula cells - No input

	Total Year	October		November		December		January		February		March		April					
	Budget 2013	Fiscal 2013	Budget 2013	Fiscal 2013	Budget 2013	Fiscal 2013	Budget 2013	Fiscal 2013	Budget 2013	Adj	Fiscal 2013	Budget 2013	Adj	Fiscal 2013	Budget 2013	Adj	Fiscal 2013	Budget 2013	Adj
<b>Growth</b>	3,387,870	348,348	368,789	364,186	384,575	403,047	259,708	199,908	313,182		274,403	311,492		0	252,176		0	254,311	
Equipment	505,242	(2,475)	323,914	110,187	80,386	77,948	64,364	33,847	5,545		53,442	29,584		0	1,450		0	0	
Information Technology	97,370	12,597	32,733	0	31,899	127,156	32,738	4,255	0		6,048	0		0	0		0	0	
Misc	0	(2,059)	0	236,590	0	(226,395)	0	51,118	0		(115,565)	0		0	0		0	0	
Overhead	0	56,004	0	180,143	0	(236,147)	0	197,446	0		(161,769)	0		0	0		0	0	
Pipeline Integrity Management	0	0	0	0	0	0	0	0	0		0	0		0	0		0	0	
Public Improvements	713,283	12,850	109,486	23,065	85,354	340,697	1,591	40,637	1,952		42,637	1,941		0	(49,027)		0	1,604	
Structures	188,660	0	169,794	(178)	9,433	70,957	9,433	21,729	0		63,300	0		0	0		0	0	
System Improvements	260,123	18,566	65,937	12,942	18,900	831	5,730	37,161	13,083		(203)	14,082		0	83,680		0	5,726	
Pipe Replacement Program - KY	17,281,883	288,684	1,495,245	463,306	1,837,417	383,225	1,876,956	424,032	857,053	-	2,005,834	695,795	-	-	1,238,458	-	-	1,498,902	-
System Integrity - Other	7,370,977	1,731,176	558,539	1,314,999	458,735	2,156,697	689,463	1,623,225	502,322		1,083,648	499,496		-	884,332		-	810,052	
System Integrity	24,652,860	2,019,860	2,053,785	1,778,305	2,296,155	2,539,921	2,566,419	2,047,257	1,359,375		3,089,482	1,195,291		0	2,122,790		0	2,308,953	
Vehicles	0	0	0	0	0	0	0	0	0		0	0		0	0		0	0	
<b>NonGrowth</b>	26,417,539	2,115,343	2,755,650	2,341,054	2,522,127	2,694,969	2,680,275	2,433,471	1,379,955		2,978,392	1,240,808		0	2,158,893		0	2,316,283	
Capital	29,805,409	2,463,691	3,124,438	2,705,239	2,906,702	3,098,016	2,939,983	2,633,378	1,693,137		3,252,795	1,552,390		0	2,411,069		0	2,570,594	

**Atmos Energy Corpo**  
Capital Expenditures Project  
Atmos Energy-KY/Mid-Stat  
For The Period Ended February  
Kentucky Division - 009DIV

TTCC TTPC Accounts

	May		June		July		August		September		Forecast	YTD February	use this col						
	Fiscal 2013	Budget 2013	Adj	Fiscal 2013	Budget 2013	Adj	Fiscal 2013	Budget 2013	Adj	Fiscal 2013				Budget 2013	Adj				
<b>Growth</b>	0	234,061		0	237,512		0	248,141		0	254,054		0	269,870	379,000	3,719,014	1,589,891	331,144	
Equipment	0	0		0	0		0	0		0	0		0	0	230,000	504,399	272,949	(843)	
Information Technology	0	0		0	0		0	0		0	0		0	0	(47,000)	103,056	150,056	5,686	
Misc	0	0		0	0		0	0		0	0		0	0	56,312	0	(56,312)	0	
Overhead	0	0		0	0		0	0		0	0		0	0	(35,677)	(0)	35,677	(0)	
Pipeline Integrity Management	0	0		0	0		0	0		0	0		0	0	0	-	0	0	
Public Improvements	0	314,522		0	165,207		0	143,503		0	(64,643)		0	1,796	(110,000)	863,886	460,927	150,603	
Structures	0	0		0	0		0	0		0	0		0	0	95,000	250,809	155,809	62,148	
System Improvements	0	22,513		0	12,879		0	17,592		0	0		0	0	45,000	256,688	69,297	(3,436)	
Pipe Replacement Program - KY	-	1,953,158	-	-	1,736,347	-	-	1,677,756	-	-	1,332,762	-	-	-	1,082,035	3,200,000	17,284,497	3,565,081	2,614
System Integrity - Other	-	861,163		-	726,214		-	456,573		-	466,711		-	457,374	(1,700,000)	10,872,163	7,909,745	3,501,187	
System Integrity	0	2,814,321		0	2,462,561		0	2,134,328		0	1,799,472		0	1,539,469	1,500,000	28,156,660	11,474,825	3,503,801	
Vehicles	0	0		0	0		0	0		0	0		0	0	0	-	0	0	
<b>NonGrowth</b>	0	3,151,356		0	2,640,647		0	2,295,423		0	1,734,829		0	1,541,205	1,733,635	30,135,499	12,563,228	3,717,960	
<b>Capital</b>	0	3,385,416		0	2,878,158		0	2,543,564		0	1,988,883		0	1,811,074	2,112,635	33,854,513	14,153,119	4,049,104	

4,049,104

**Atmos Energy Corporation**  
Capital Expenditures Projection - Fiscal Year 2013  
Atmos Energy-KY/Mid-States  
For The Period Ended February 28, 2013  
Admin Div KY-Mid States - AMKMDV

Color Notes  
Projection Input - include an "=" (equal sign) in front of the adjusted number - i.e. "=50,000"  
Formula cells - No input

	Total Year		October		November		December		January			February			March			April		
	Budget 2013	Fiscal 2013	Budget 2013	Fiscal 2013	Budget 2013	Fiscal 2013	Budget 2013	Fiscal 2013	Budget 2013	Adj	Fiscal 2013	Budget 2013	Adj	Fiscal 2013	Budget 2013	Adj	Fiscal 2013	Budget 2013	Adj	Fiscal 2013
<b>Growth</b>	0	0	0	0	0	0	0	0	0		0	0		0	0		0	0		0
Equipment	24,550	0	24,550	0	0	0	0	0	0		0	0		0	0		0	0		0
Information Technology	958,503	197,905	172,706	27,130	170,460	142,040	2,946	184,095	229,628		131,772	49,379		0	214,830		0	0		0
Misc	0	(279,472)	0	(169,081)	0	(147,619)	0	269,648	0		(30,438)	0		0	0		0	0		0
Overhead	0	366,132	0	552,350	0	(644,419)	0	(153,453)	0		48,650	0		0	0		0	0		0
Pipeline Integrity Management	0	0	0	0	0	0	0	0	0		0	0		0	0		0	0		0
Public Improvements	0	0	0	0	0	0	0	0	0		0	0		0	0		0	0		0
Structures	0	0	0	0	0	0	0	0	0		0	0		0	0		0	0		0
System Improvements	0	0	0	0	0	0	0	0	0		0	0		0	0		0	0		0
System Integrity	0	0	0	0	0	0	0	0	0		0	0		0	0		0	0		0
Vehicles	0	0	0	0	0	0	0	0	0		0	0		0	0		0	0		0
<b>Non Growth</b>	<b>983,053</b>	<b>284,566</b>	<b>197,256</b>	<b>210,399</b>	<b>170,460</b>	<b>(649,998)</b>	<b>2,946</b>	<b>300,290</b>	<b>229,628</b>	<b>-</b>	<b>149,984</b>	<b>49,379</b>	<b>-</b>	<b>0</b>	<b>214,830</b>	<b>-</b>	<b>0</b>	<b>0</b>	<b>-</b>	<b>0</b>
<b>Capital</b>	<b>983,053</b>	<b>284,566</b>	<b>197,256</b>	<b>210,399</b>	<b>170,460</b>	<b>(649,998)</b>	<b>2,946</b>	<b>300,290</b>	<b>229,628</b>	<b>-</b>	<b>149,984</b>	<b>49,379</b>	<b>-</b>	<b>0</b>	<b>214,830</b>	<b>-</b>	<b>0</b>	<b>0</b>	<b>-</b>	<b>0</b>

**Atmos Energy Cor**  
**Capital Expenditures Pr**  
**Atmos Energy-KY/Mid-**  
**For The Period Ended Febru**  
**Admin Div KY-Mid Stat**

TT TTF Accounts

	May		June		July		August		September			Forecast	use this col	
	Budget 2013	Adj	Fiscal 2013	Budget 2013	Adj	Fiscal 2013	Budget 2013	Adj	Fiscal 2013	Budget 2013	Adj			
<b>Growth</b>	0		0	0		0	0		0	0		0		
Equipment	0		0	0		0	0		0	0		24,550	24,550	0
Information Technology	118,555		0	0		0	0		0	0			1,016,327	57,823
Misc	0		0	0		0	0		0	0		356,962	0	0
Overhead	0		0	0		0	0		0	0		30,740	0	0
Pipeline Integrity Management	0		0	0		0	0		0	0			-	
Public Improvements	0		0	0		0	0		0	0			-	
Structures	0		0	0		0	0		0	0			-	
System Improvements	0		0	0		0	0		0	0			-	
System Integrity	0		0	0		0	0		0	0			-	
Vehicles	0		0	0		0	0		0	0			-	
<b>Non Growth</b>	118,555		0	0		0	0		0	0		412,252	1,040,877	57,824
<b>Capital</b>	118,555		0	0		0	0		0	0		412,252	1,040,877	57,824

57,824

Civic, Political and Related - Political Activities 4264-30737

	Fiscal 2012 August	Fiscal 2012 September	Fiscal 2013 October	Fiscal 2013 November	Fiscal 2013 December	Fiscal 2013 January	Fiscal 2013 February	Fiscal 2013 March	Fiscal 2013 April	Fiscal 2013 May	Fiscal 2013 June	Fiscal 2013 July
Kentucky Division - 009DIV	5,000	5,000	5,000	5,000	5,000	5,000	5,000	0	0	0	0	0
Brentwood Division - 091DIV	0	0	0	0	0	0	250	0	0	0	0	0
Dallas Atmos Rate Division - 002DIV	5,500	11,642	27,130	2,204	0	0	6,066	0	0	0	0	0
Call Center Division - 012DIV	0	0	0	0	0	0	0	0	0	0	0	0

for Base Period reporting:

	Fiscal 2012 August	Fiscal 2012 September	Fiscal 2013 October	Fiscal 2013 November	Fiscal 2013 December	Fiscal 2013 January	Fiscal 2013 February	Fiscal 2013 March	Fiscal 2013 April	Fiscal 2013 May	Fiscal 2013 June	Fiscal 2013 July	annual amounts
div 9	5,000	5,000	5,000	5,000	5,000	5,000	5,000	15,277	16,157	16,523	16,507	17,733	117,197
div 91	0	0	0	0	0	0	250	0	0	0	0	0	250
div 2	5,500	11,642	27,130	2,204	0	0	6,066	5,916	5,916	5,916	5,916	5,916	82,121
div 12	0	0	0	0	0	0	0	0	0	0	0	0	0

## A&amp;G-Employee pensions and bene - Service Awards 9260-07421

	Fiscal 2012 August	Fiscal 2012 September	Fiscal 2013 October	Fiscal 2013 November	Fiscal 2013 December	Fiscal 2013 January	Fiscal 2013 February	Fiscal 2013 March	Fiscal 2013 April	Fiscal 2013 May	Fiscal 2013 June	Fiscal 2013 July
Kentucky Division - 009DIV	0	0	0	0	0	0	0	0	0	0	0	0
Brentwood Division - 091DIV	9,002	8,632	9,200	13,452	3,653	1,919	0	0	0	0	0	0
Dallas Atmos Rate Division - 002DIV	3,302	4,217	3,003	28,515	4,063	1,541	500	0	0	0	0	0
Call Center Division - 012DIV	3,987	2,113	1,724	1,279	513	644	0	0	0	0	0	0

													Base Period Totals
Summary of Service Awards													
Div 9	0	0	0	0	0	0	0	0	0	0	0	0	0
Div 91	9,002	8,632	9,340	13,452	34,245	2,559	0	0	0	0	0	0	77,230
Div 2	3,302	4,217	3,003	28,515	4,063	1,541	500	0	0	0	0	0	45,141
Div 12	3,987	2,113	1,724	1,279	513	644	0	0	0	0	0	0	10,260
													132,631

## Distribution-Operation supervi - Service Awards 8700-07421

	Fiscal 2012 August	Fiscal 2012 September	Fiscal 2013 October	Fiscal 2013 November	Fiscal 2013 December	Fiscal 2013 January	Fiscal 2013 February	Fiscal 2013 March	Fiscal 2013 April	Fiscal 2013 May	Fiscal 2013 June	Fiscal 2013 July
Kentucky Division - 009DIV	0	0	0	0	0	0	0	0	0	0	0	0
Brentwood Division - 091DIV	0	0	141	0	30,592	640	0	0	0	0	0	0
Dallas Atmos Rate Division - 002DIV	0	0	0	0	0	0	0	0	0	0	0	0
Call Center Division - 012DIV	0	0	0	0	0	0	0	0	0	0	0	0

subacct	Fiscal 2012 August	Fiscal 2012 September	Fiscal 2013 October	Fiscal 2013 November	Fiscal 2013 December	Fiscal 2013 January	Fiscal 2013 February	Fiscal 2013 March	Fiscal 2013 April	Fiscal 2013 May	Fiscal 2013 June	Fiscal 2013 July	Base Period
div 9													
Distribution-Measuring and reg - Required By Law, Safety 8750-04002	04002	0	0	0	0	0	50	0	3	3	3	3	3
Meter and house regulator expe - Required By Law, Safety 8760-04002	04002	26	0	0	0	0	0	0	2	2	2	2	35
<b>Safety or Required by Law</b>		<b>26</b>	<b>0</b>	<b>0</b>	<b>0</b>	<b>0</b>	<b>50</b>	<b>0</b>	<b>5</b>	<b>5</b>	<b>5</b>	<b>5</b>	<b>103</b>
Distribution-Measuring and reg - Promo Other, Misc 8750-04021	04021	0	0	0	50	0	0	0	3	3	3	3	3
Sales-Supervision - Promo Other, Misc 9110-04021	04021	49	0	0	0	0	0	0	3	3	3	3	3
Sales-Demonstrating and sellin - Promo Other, Misc 9120-04021	04021	0	353	260	55	0	391	229	90	90	90	90	1,739
A&G-Office supplies & expense - Promo Other, Misc 9210-04021	04021	0	0	0	0	0	0	0	0	0	0	0	0
Distribution-Operation supervi - Community Rel&Trade Shows 8700-04040	04040	0	0	0	0	0	0	0	0	0	0	0	0
Customer service-Operating inf - Community Rel&Trade Shows 9090-04040	04040	0	0	0	0	0	303	21	21	21	21	21	409
Sales-Supervision - Community Rel&Trade Shows 9110-04040	04040	555	0	23	956	215	340	237	162	162	162	162	3,137
Sales-Demonstrating and sellin - Community Rel&Trade Shows 9120-04040	04040	188	670	65	2,036	240	1,967	129	370	370	370	370	7,144
Sales-Advertising expenses - Community Rel&Trade Shows 9130-04040	04040	0	0	450	0	0	248	0	49	49	49	49	842
Sales-Advertising expenses - Advertising 9130-04044	04044	275	320	1,690	923	0	1,738	1,431	438	438	438	438	8,468
<b>Sales or Promotional Advertizing</b>		<b>1,067</b>	<b>1,344</b>	<b>2,488</b>	<b>3,920</b>	<b>455</b>	<b>4,583</b>	<b>2,329</b>	<b>1,137</b>	<b>1,137</b>	<b>1,137</b>	<b>1,137</b>	<b>21,973</b>
Div 91													
Distribution-Operation supervi - Required By Law, Safety 8700-04002	04002	23,946	5,496	52,705	0	356	12,579	64,038	14,213	15,735	15,537	15,537	235,678
Distribution-Operation supervi - Safety 8700-04018	04018	0	0	0	0	123	0	0	18	20	20	20	221
<b>Safety or Required by Law</b>		<b>23,946</b>	<b>5,496</b>	<b>52,705</b>	<b>0</b>	<b>478</b>	<b>12,579</b>	<b>64,038</b>	<b>14,232</b>	<b>15,756</b>	<b>15,557</b>	<b>15,557</b>	<b>235,899</b>
Distribution-Operation supervi - Promo Other, Misc 8700-04021	04021	0	0	0	70	0	0	0	10	12	11	11	126
Sales-Advertising expenses - Promo Other, Misc 9130-04021	04021	0	268	0	0	0	0	268	40	44	44	44	751
Distribution-Operation supervi - Community Rel&Trade Shows 8700-04040	04040	0	0	89	60	0	0	400	22	25	24	24	668
Customer service-Operating ass - Community Rel&Trade Shows 9090-04040	04040	0	0	0	0	0	2,000	0	299	331	327	327	3,610
Customer service-Operating inf - Community Rel&Trade Shows 9090-04040	04040	623	17,762	0	0	0	0	2,748	3,043	3,004	3,004	3,004	33,189
Sales-Supervision - Community Rel&Trade Shows 9110-04040	04040	0	0	0	0	500	0	75	83	82	82	82	903
A&G-Office supplies & expense - Community Rel&Trade Shows 9210-04040	04040	0	0	0	0	0	0	0	1	2	3	4	10
Sales-Demonstrating and sellin - Customer Relations & Assist 9120-04046	04046	0	24,697	-205	0	0	0	3,681	4,053	4,002	4,002	4,002	44,213
Sales-Advertising expenses - Customer Relations & Assist 9130-04046	04046	0	2,121	0	0	0	0	317	351	347	347	347	3,829
<b>Sales or Promotional Advertizing</b>		<b>623</b>	<b>44,848</b>	<b>-117</b>	<b>130</b>	<b>0</b>	<b>2,500</b>	<b>668</b>	<b>7,173</b>	<b>7,942</b>	<b>7,843</b>	<b>7,844</b>	<b>87,298</b>
Div 2													
A&G-Office supplies & expense - Safety, Newspaper 9210-04001	04001	0	0	0	0	485	0	0	86	86	81	81	905
A&G-Office supplies & expense - Safety 9210-04018	04018	0	133	0	0	0	0	0	24	23	22	22	248
<b>Safety or Required by Law</b>		<b>0</b>	<b>133</b>	<b>0</b>	<b>0</b>	<b>485</b>	<b>0</b>	<b>0</b>	<b>110</b>	<b>109</b>	<b>103</b>	<b>103</b>	<b>1,153</b>
Sales-Demonstrating and sellin - Promo Other, Misc 9120-04021	04021	0	400	0	0	0	0	0	71	71	67	67	746
A&G-Office supplies & expense - Promo Other, Misc 9210-04021	04021	239	16,772	1,281	1,080	50	5,375	70	4,435	4,389	4,157	4,157	46,395
A&G-Office supplies & expense - Community Rel&Trade Shows 9210-04040	04040	2,714	2,952	600	82	-2,145	123	550	575	866	820	820	9,155
Sales-Demonstrating and sellin - Advertising 9120-04044	04044	0	0	0	0	0	1,299	0	232	229	217	217	2,423
A&G-Office supplies & expense - Advertising 9210-04044	04044	1,883	10,585	714	0	4,064	511	0	3,167	3,134	2,968	2,968	33,126
Sales-Demonstrating and sellin - Customer Relations & Assist 9120-04046	04046	0	0	0	652	0	0	0	116	115	109	109	1,216
Sales-Advertising expenses - Customer Relations & Assist 9130-04046	04046	0	527	0	0	0	0	0	94	93	88	88	984
<b>Sales or Promotional Advertizing</b>		<b>4,836</b>	<b>31,267</b>	<b>2,595</b>	<b>1,814</b>	<b>1,969</b>	<b>7,308</b>	<b>620</b>	<b>8,990</b>	<b>8,896</b>	<b>8,427</b>	<b>8,427</b>	<b>94,045</b>
Div 12													
Distribution-Operation supervi - Community Rel&Trade Shows 8700-04040	04040	750	0	0	0	0	0	0	0	0	0	0	750
<b>Sales or Promotional Advertizing</b>		<b>750</b>	<b>0</b>	<b>0</b>	<b>0</b>	<b>0</b>	<b>0</b>	<b>0</b>	<b>0</b>	<b>0</b>	<b>0</b>	<b>0</b>	<b>750</b>



Kentucky Division - 009DIV

	subacct	Fiscal 2012 August	Fiscal 2012 September	Fiscal 2013 October	Fiscal 2013 November	Fiscal 2013 December	Fiscal 2013 January	Fiscal 2013 February	Fiscal 2013 March	Fiscal 20 April	Fiscal 20 May	Fiscal 20 June	Fiscal 2013 July
Distribution-Measuring and reg - Required By Law, Safety 8750-04002	04002	0	0	0	0	0	50	0	0	0	0	0	0
Meter and house regulator expe - Required By Law, Safety 8780-04002	04002	26	0	0	0	0	0	0	0	0	0	0	0
Distribution-Measuring and reg - Promo Other, Misc 8750-04021	04021	0	0	0	50	0	0	0	0	0	0	0	0
Sales-Supervision - Promo Other, Misc 9110-04021	04021	49	0	0	0	0	0	0	0	0	0	0	0
Sales-Demonstrating and sellin - Promo Other, Misc 9120-04021	04021	0	363	260	55	0	391	229	0	0	0	0	0
A&G-Office supplies & expense - Promo Other, Misc 9210-04021	04021	0	0	0	0	0	0	0	0	0	0	0	0
Distribution-Operation supervi - Community Rel&Trade Shows 8700-04040	04040	0	0	0	0	0	0	0	0	0	0	0	0
Customer service-Operating inf - Community Rel&Trade Shows 9090-04040	04040	0	0	0	0	0	0	303	0	0	0	0	0
Sales-Supervision - Community Rel&Trade Shows 9110-04040	04040	555	0	23	956	215	340	237	0	0	0	0	0
Sales-Demonstrating and sellin - Community Rel&Trade Shows 9120-04040	04040	188	670	65	2,036	240	1,967	129	0	0	0	0	0
Sales-Advertising expenses - Community Rel&Trade Shows 9130-04040	04040	0	0	450	0	0	248	0	0	0	0	0	0
Sales-Advertising expensss - Advertising 9130-04044	04044	275	320	1,690	823	0	1,738	1,431	0	0	0	0	0
Sales-Supervision - Customer Relations & Assist 9110-04046	04046	1,278	890	765	27	6	2,049	658	0	0	0	0	0 customer relations account
Sales-Demonstrating and sellin - Customer Relations & Assist 9120-04046	04046	2,627	10,330	2,671	14,579	18,194	7,491	3,567	0	0	0	0	0 customer relations account
Other deductions - Community Rel&Trade Shows 4265-04040	04040	1,362	2,590	4,463	50	5,333	2,300	125	0	0	0	0	0 below the line account
		1,093	1,344	2,488	3,920	455	4,733	2,329	0	0	0	0	0

Brentwood Division - 091DIV

	subacct	Fiscal 2012 August	Fiscal 2012 September	Fiscal 2013 October	Fiscal 2013 November	Fiscal 2013 December	Fiscal 2013 January	Fiscal 2013 February	Fiscal 2013 March	Fiscal 2013 April	Fiscal 2013 May	Fiscal 2013 June	Fiscal 2013 July
Distribution-Operation supervi - Required By Law, Safety 8700-04002	04002	23,946	5,496	52,705	0	356	12,579	64,038	0	0	0	0	0
Distribution-Operation supervi - Safety 8700-04018	04018	0	0	0	0	123	0	0	0	0	0	0	0
Distribution-Operation supervi - Promo Other, Misc 8700-04021	04021	0	0	0	70	0	0	0	0	0	0	0	0
Sales-Advertising expenses - Promo Other, Misc 9130-04021	04021	0	268	0	0	0	0	268	0	0	0	0	0
Distribution-Operation supervi - Community Rel&Trade Shows 8700-04040	04040	0	0	89	60	0	0	400	0	0	0	0	0
Customer service-Operating ass - Community Rel&Trade Shows 9080-04040	04040	0	0	0	0	0	2,000	0	0	0	0	0	0
Customer service-Operating inf - Community Rel&Trade Shows 9090-04040	04040	623	17,762	0	0	0	0	0	0	0	0	0	0
Sales-Supervision - Community Rel&Trade Shows 9110-04040	04040	0	0	0	0	0	500	0	0	0	0	0	0
A&G-Office supplies & expense - Community Rel&Trade Shows 9210-04040	04040	0	0	0	0	0	0	0	0	0	0	0	0
Sales-Demonstrating and sellin - Customer Relations & Assist 9120-04046	04046	0	24,697	-205	0	0	0	0	0	0	0	0	0
Sales-Advertising expenses - Customer Relations & Assist 9130-04046	04046	0	2,121	0	0	0	0	0	0	0	0	0	0
Customer service-Miscellaneous - Customer Relations & Assist 9100-04046	04046	79	145	13	80	7	161	153	0	0	0	0	0 customer relations acc
Other deductions - Community Rel&Trade Shows 4265-04040	04040	145	259	0	0	1,000	26	0	0	0	0	0	0 below the line account
		24,569	50,344	52,588	130	478	15,079	64,706	0	0	0	0	0

Dallas Atmos Rate Division - 002DIV

subacct	Fiscal 2012 August	Fiscal 2012 September	Fiscal 2013 October	Fiscal 2013 November	Fiscal 2013 December	Fiscal 2013 January	Fiscal 2013 February	Fiscal 20 March	Fiscal 2 April	Fiscal 2( May	Fiscal 20 June	Fiscal 2 July
A&G-Office supplies & expense - Safety, Newspaper 9210-04001	04001	0	0	0	0	485	0	0	0	0	0	0
A&G-Office supplies & expense - Safety 9210-04018	04018	0	133	0	0	0	0	0	0	0	0	0
Sales-Demonstrating and sellin - Promo Other, Misc 9120-04021	04021	0	400	0	0	0	0	0	0	0	0	0
A&G-Office supplies & expense - Promo Other, Misc 9210-04021	04021	239	16,772	1,281	1,080	50	5,375	70	0	0	0	0
A&G-Office supplies & expense - Community Rel&Trade Shows 9210-04040	04040	2,714	2,982	600	82	-2,145	123	550	0	0	0	0
Sales-Demonstrating and sellin - Advertising 9120-04044	04044	0	0	0	0	0	1,299	0	0	0	0	0
A&G-Office supplies & expense - Advertising 9210-04044	04044	1,883	10,585	714	0	4,064	511	0	0	0	0	0
Sales-Demonstrating and sellin - Customer Relations & Assist 9120-04046	04046	0	0	0	652	0	0	0	0	0	0	0
Sales-Advertising expenses - Customer Relations & Assist 9130-04046	04046	0	527	0	0	0	0	0	0	0	0	0
		4,836	31,400	2,595	1,814	2,454	7,308	620	0	0	0	0

Call Center Division - 012DIV

	subacct	Fiscal 2012 August	Fiscal 2012 September	Fiscal 2013 October	Fiscal 2013 November	Fiscal 2013 December	Fiscal 2013 January	Fiscal 2013 February	Fiscal 2013 March	Fiscal 2013 April	Fiscal 2013 May	Fiscal 2013 June	Fiscal 2013 July
Distribution-Operation supervi - Community Rel&Trade Shows 8700-04040	04040	750	0	0	0	0	0	0	0	0	0	0	0
Other deductions - Community Rel&Trade Shows 4265-04040	04040	750	0	0	318	500	280	0	0	0	0	0	0 below the line account

Outside Svcs Summary

CASE NO. 2013-00148  
ATTACHMENT 28  
TO STAFF DR NO. 1-59

		Fiscal 2012 August	Fiscal 2012 September	Fiscal 2013 October	Fiscal 2013 November	Fiscal 2013 December	Fiscal 2013 January	Fiscal 2013 February	Fiscal 2013 March	Fiscal 2013 April	Fiscal 2013 May	Fiscal 2013 June	Fiscal 2013 July	Base Period Totals
Div 9	gas supplies	3,609	3,600	4,801	4,801	4,801	4,801	4,801	2,017	2,508	2,181	2,181	2,181	42,281
	contract labor	117,089	178,800	132,813	142,273	282,823	123,889	114,915	69,286	86,181	74,918	74,918	74,918	1,452,622
	collections	137	-27	37	242	1	302	0	45	56	48	48	48	938
	legal	19,868	23,413	7,772	17,759	13,775	5,021	5,483	6,014	7,481	6,503	6,503	6,503	126,095
														1,621,935
Div 91	contract labor	1,984	12,089	871	2,009	2,143	10,586	4,976	5,805	5,324	5,324	5,324	5,324	61,769
	collections	123,198	96,300	95,260	87,924	96,931	109,284	141,821	125,701	115,294	115,294	115,294	115,294	1,337,595
	bill printing	205,481	144,952	179,131	166,887	155,266	189,105	175,829	203,718	186,851	186,851	186,851	186,851	2,167,771
	legal	7,330	15,427	8,619	9,418	4,673	8,674	7,364	10,335	9,479	9,479	9,479	9,479	109,976
														3,677,110
Div 2	gas supplies	250	0	0	0	0	0	0	0	0	0	0	0	250
	contract labor	508,830	1,093,669	866,476	751,823	515,621	679,734	632,502	753,382	744,620	670,843	744,389	744,389	8,506,277
	legal	-233,327	-9,617	9,487	1,265	64,661	15,268	-9,197	17,494	17,291	15,578	17,286	17,286	-76,526
														8,430,001
Div 12	contract labor	214,547	433,217	276,076	393,087	494,829	476,102	432,554	441,307	367,063	60,520	56,655	56,655	3,702,612

Kentucky Division - 009DIV

	Fiscal 2012 August	Fiscal 2012 September	Fiscal 2013 October	Fiscal 2013 November	Fiscal 2013 December	Fiscal 2013 January	Fiscal 2013 February	Fiscal 2013 March	Fiscal 2013 April	Fiscal 2013 May	Fiscal 2013 June	Fiscal 2013 July
A&G-Injuries & damages - Settlement 9250-05418	514	700,000	1,278	1,485	3,336	170	0	0	0	0	0	0
Settlement - 05418	514	700,000	1,278	1,485	3,336	170	0	0	0	0	0	0
A&G-Outside services employed - Gas Supplies Services 9230-05430	3,609	3,600	4,801	4,801	4,801	4,801	4,801	4,801	0	0	0	0
Gas Supplies Services - 05430	3,609	3,600	4,801	4,801	4,801	4,801	4,801	4,801	0	0	0	0
Wells expenses - Contract Labor 8180-06111	0	0	6,919	18,838	11,200	0	195	0	0	0	0	0
Compressor station expenses - Contract Labor 8180-06111	0	236	0	0	0	330	0	0	0	0	0	0
Storage-Measuring and regulati - Contract Labor 8200-06111	0	0	0	0	0	0	0	0	0	0	0	0
Storage-Purification expenses - Contract Labor 8210-06111	0	0	0	0	0	0	225	0	0	0	0	0
Storage-Maintenance of structu - Contract Labor 8310-06111	0	0	0	0	0	0	1,685	0	0	0	0	0
Mains expenses - Contract Labor 8580-06111	1,598	1,598	1,598	1,200	113,279	4,077	2,227	0	0	0	0	0
Transmission-Measuring and reg - Contract Labor 8570-06111	1,493	90	0	0	255	0	0	0	0	0	0	0
Transmission-Maintenance of ma - Contract Labor 8630-06111	0	0	0	0	1,465	0	0	0	0	0	0	0
A&G-Employee pensions and bene - Contract Labor 9260-06111	0	0	11,957	66	0	22	0	0	0	0	0	0
A&G-Regulatory commission expa - Contract Labor 9280-06111	0	0	0	0	0	0	7,051	0	0	0	0	0
Distribution-Operation supervi - Contract Labor 8700-06111	0	0	0	0	40,000	65	0	0	0	0	0	0
Mains and Services Expenses - Contract Labor 8740-06111	44,463	58,308	33,169	35,253	26,098	24,007	30,412	0	0	0	0	0
Distribution-Measuring and reg - Contract Labor 8770-06111	0	3,680	0	0	0	0	0	0	0	0	0	0
Distribution-Maint of mains - Contract Labor 8870-06111	0	24,963	0	0	0	0	0	0	0	0	0	0
Customer accounts-Meter readin - Contract Labor 9020-06111	69,534	89,926	78,969	86,916	70,526	93,703	74,805	0	0	0	0	0
Customer accounts-Customer rec - Contract Labor 9030-06111	0	0	0	0	0	0	0	0	0	0	0	0
Contract Labor - 06111	117,089	178,800	132,613	142,273	262,823	123,889	114,915	0	0	0	0	0
Customer accounts-Customer rec - Collection Fees 9030-06112	137	-27	37	242	1	302	0	0	0	0	0	0
Collection Fees - 06112	137	-27	37	242	1	302	0	0	0	0	0	0
A&G-Outside services employed - Legal 9230-06121	19,868	23,413	7,772	17,759	13,775	5,021	5,483	0	0	0	0	0
Legal - 06121	19,868	23,413	7,772	17,759	13,775	5,021	5,483	0	0	0	0	0
<b>Outside Services</b>	<b>141,216</b>	<b>905,787</b>	<b>146,501</b>	<b>166,560</b>	<b>284,736</b>	<b>134,182</b>	<b>125,198</b>	<b>0</b>	<b>0</b>	<b>0</b>	<b>0</b>	<b>0</b>
<b>subtotal gas supplies</b>	<b>3,609</b>	<b>3,600</b>	<b>4,801</b>	<b>4,801</b>	<b>4,801</b>	<b>4,801</b>	<b>4,801</b>	<b>2,017</b>	<b>2,508</b>	<b>2,181</b>	<b>2,181</b>	<b>2,181</b>
<b>subtotal contract labor</b>	<b>117,089</b>	<b>178,800</b>	<b>132,613</b>	<b>142,273</b>	<b>262,823</b>	<b>123,889</b>	<b>114,915</b>	<b>69,286</b>	<b>86,181</b>	<b>74,918</b>	<b>74,918</b>	<b>74,918</b>
<b>subtotal collections</b>	<b>137</b>	<b>-27</b>	<b>37</b>	<b>242</b>	<b>1</b>	<b>302</b>	<b>0</b>	<b>45</b>	<b>56</b>	<b>48</b>	<b>48</b>	<b>48</b>
<b>subtotal legal</b>	<b>19,868</b>	<b>23,413</b>	<b>7,772</b>	<b>17,759</b>	<b>13,775</b>	<b>5,021</b>	<b>5,483</b>	<b>6,014</b>	<b>7,481</b>	<b>6,503</b>	<b>6,503</b>	<b>6,503</b>

Brentwood Division - 091DIV

	Fiscal 2012 August	Fiscal 2012 September	Fiscal 2013 October	Fiscal 2013 November	Fiscal 2013 December	Fiscal 2013 January	Fiscal 2013 February	Fiscal 2013 March	Fiscal 2013 April	Fiscal 2013 May	Fiscal 2013 June	Fiscal 2013 July
Transmission-Operation supervi - Contract Labor 6500-06111	0	3,100	0	0	0	0	0	0	0	0	0	0
Mains expenses - Contract Labor 5560-06111	0	0	0	200	0	0	0	0	0	0	0	0
A&G-Outside services employed - Contract Labor 9230-06111	716	5,125	0	0	0	0	935	0	0	0	0	0
Distribution-Operation supervi - Contract Labor 6700-06111	1,267	3,861	871	1,909	2,143	5,945	4,042	0	0	0	0	0
Mains and Services Expenses - Contract Labor 6740-06111	0	0	0	0	0	4,651	0	0	0	0	0	0
Contract Labor - 06111	1,984	12,089	871	2,009	2,143	10,596	4,976	0	0	0	0	0
Customer accounts-Customer rec - Collection Fees 9030-06112	123,198	96,300	95,260	87,924	96,931	109,284	141,821	0	0	0	0	0
Collection Fees - 06112	123,198	96,300	95,260	87,924	96,931	109,284	141,821	0	0	0	0	0
Customer accounts-Customer rec - Bill Print Fees 9030-06116	205,481	144,952	179,131	166,887	155,266	189,105	175,829	0	0	0	0	0
Bill Print Fees - 06116	205,481	144,952	179,131	166,887	155,266	189,105	175,829	0	0	0	0	0
A&G-Outside services employed - Legal 9230-06121	7,330	15,427	8,619	9,418	4,673	8,874	7,384	0	0	0	0	0
Legal - 06121	7,330	15,427	8,619	9,418	4,673	8,874	7,384	0	0	0	0	0
<b>Outside Services</b>	<b>337,992</b>	<b>268,767</b>	<b>283,882</b>	<b>266,238</b>	<b>259,013</b>	<b>317,858</b>	<b>330,010</b>	<b>0</b>	<b>0</b>	<b>0</b>	<b>0</b>	<b>0</b>
<b>subtotal contract labor</b>	<b>1,984</b>	<b>12,089</b>	<b>871</b>	<b>2,009</b>	<b>2,143</b>	<b>10,596</b>	<b>4,976</b>	<b>5,805</b>	<b>5,324</b>	<b>5,324</b>	<b>5,324</b>	<b>5,324</b>
<b>subtotal collections</b>	<b>123,198</b>	<b>96,300</b>	<b>95,260</b>	<b>87,924</b>	<b>96,931</b>	<b>109,284</b>	<b>141,821</b>	<b>125,701</b>	<b>115,294</b>	<b>115,294</b>	<b>115,294</b>	<b>115,294</b>
<b>subtotal bill printing</b>	<b>205,481</b>	<b>144,952</b>	<b>179,131</b>	<b>166,887</b>	<b>155,266</b>	<b>189,105</b>	<b>175,829</b>	<b>203,718</b>	<b>186,851</b>	<b>186,851</b>	<b>186,851</b>	<b>186,851</b>
<b>subtotal legal</b>	<b>7,330</b>	<b>15,427</b>	<b>8,619</b>	<b>9,418</b>	<b>4,673</b>	<b>8,874</b>	<b>7,384</b>	<b>10,335</b>	<b>9,479</b>	<b>9,479</b>	<b>9,479</b>	<b>9,479</b>
	<b>337,992</b>	<b>268,767</b>	<b>283,882</b>	<b>266,238</b>	<b>259,013</b>	<b>317,858</b>	<b>330,010</b>	<b>345,559</b>	<b>316,948</b>	<b>316,948</b>	<b>316,948</b>	<b>316,948</b>

Dallas Atmos Rate Division - 002DIV

	Fiscal 2012 August	Fiscal 2012 September	Fiscal 2013 October	Fiscal 2013 November	Fiscal 2013 December	Fiscal 2013 January	Fiscal 2013 February	Fiscal 2013 March	Fiscal 2013 April	Fiscal 2013 May	Fiscal 2013 June	Fiscal 2013 July
A&G-Office supplies & expense - Gas Supplies Services 9210-05430	250	0 0	0	0	0	0	0	0	0	0	0	0
Gas Supplies Services - 05430	250	0 0	0	0	0	0	0	0	0	0	0	0
A&G-Office supplies & expense - Contract Labor 9210-06111	-67,631	161,082	89,108	55,804	38,224	51,534	40,174	0	0	0	0	0
A&G-Outside services employed - Contract Labor 9230-08111	534,949	811,485	581,039	679,276	418,543	572,157	567,715	0	0	0	0	0
Miscellaneous general expenses - Contract Labor 9302-06111	25,322	13,534	13,740	14,156	34,009	16,320	11,264	0	0	0	0	0
A&G-Rents - Contract Labor 9310-06111	6,408	3,047	2,588	2,588	6,730	3,158	7,185	0	0	0	0	0
A&G-Maintenance of general pla - Contract Labor 9320-06111	0	0 0	0	0	0	0	0	0	0	0	0	0
Distribution-Operation supervi - Contract Labor 8700-06111	13	25 0	0	0	0	0	0	0	0	0	0	0
Customer accounts-Customer rec - Contract Labor 9030-06111	0	0 0	0	0	0	0	0	0	0	0	0	0
A&G-Administrative & general s - Contract Labor 9200-06111	9,769	104,516 0	0	0	18,116	36,464	6,165	0	0	0	0	0
Contract Labor - 06111	508,830	1,093,669	666,476	751,823	515,621	679,734	632,502	0	0	0	0	0
A&G-Office supplies & expense - Legal 9210-06121	-240,641	-10,782	1,221	0	62,577	0	0	0	0	0	0	0
A&G-Outside services employed - Legal 9230-06121	7,315	0	8,265	1,275	2,084	14,781	-13,337	0	0	0	0	0
Miscellaneous general expenses - Legal 9302-06121	0	1,166 0	0	-10	0	487	4,139	0	0	0	0	0
Legal - 06121	-233,327	-9,617	9,487	1,265	64,661	15,268	-9,197	0	0	0	0	0
<b>Outside Services</b>	<b>275,753</b>	<b>1,084,053</b>	<b>675,962</b>	<b>753,088</b>	<b>580,282</b>	<b>695,001</b>	<b>623,304</b>	<b>0</b>	<b>0</b>	<b>0</b>	<b>0</b>	<b>0</b>
<b>subtotal gas supplies</b>	<b>250</b>	<b>0</b>	<b>0</b>	<b>0</b>	<b>0</b>	<b>0</b>	<b>0</b>	<b>0</b>	<b>0</b>	<b>0</b>	<b>0</b>	<b>0</b>
<b>subtotal contract labor</b>	<b>508,830</b>	<b>1,093,669</b>	<b>666,476</b>	<b>751,823</b>	<b>515,621</b>	<b>679,734</b>	<b>632,502</b>	<b>753,382</b>	<b>744,620</b>	<b>670,843</b>	<b>744,389</b>	<b>709,175</b>
<b>subtotal legal</b>	<b>-233,327</b>	<b>-9,617</b>	<b>9,487</b>	<b>1,265</b>	<b>64,661</b>	<b>15,268</b>	<b>-9,197</b>	<b>17,494</b>	<b>17,291</b>	<b>15,576</b>	<b>17,286</b>	<b>16,468</b>
	<b>275,503</b>	<b>1,084,053</b>	<b>675,962</b>	<b>753,088</b>	<b>580,282</b>	<b>695,001</b>	<b>623,304</b>	<b>770,876</b>	<b>781,911</b>	<b>686,421</b>	<b>761,674</b>	<b>725,643</b>



Call Center Division - 012DIV

	Fiscal 2012 August	Fiscal 2012 September	Fiscal 2013 October	Fiscal 2013 November	Fiscal 2013 December	Fiscal 2013 January	Fiscal 2013 February	Fiscal 2013 March	Fiscal 2013 April	Fiscal 2013 May	Fiscal 2013 June	Fiscal 2013 July
A&G-Office supplies & expense - Contract Labor 9210-06111	175,559	343,329	232,935	352,555	458,650	417,656	375,272	0	0	0	0	0
A&G-Outside services employed - Contract Labor 9230-06111	38,988	41,582	43,141	38,462	35,979	58,446	57,282	0	0	0	0	0
A&G-Administrative & general s - Contract Labor 9200-06111	0	48,307	0	2,040	0	0	0	0	0	0	0	0
Contract Labor - 06111	214,547	433,217	276,076	393,087	494,829	476,102	432,554	0	0	0	0	0
<b>Outside Services</b>	<b>214,547</b>	<b>434,882</b>	<b>276,076</b>	<b>393,087</b>	<b>494,829</b>	<b>476,397</b>	<b>432,554</b>	<b>0</b>	<b>0</b>	<b>0</b>	<b>0</b>	<b>0</b>
<b>subtotal contract labor</b>	<b>214,547</b>	<b>433,217</b>	<b>276,076</b>	<b>393,087</b>	<b>494,829</b>	<b>476,102</b>	<b>432,554</b>	<b>441,307</b>	<b>367,063</b>	<b>60,520</b>	<b>56,655</b>	<b>92,637</b>

Kentucky Division - 009DIV

			Fiscal 2012	Fiscal 2012	Fiscal 2012	Fiscal 2013	Fiscal 2013	Fiscal 2013	Fiscal 2013	Fiscal 2013	Fiscal 2013	Fiscal 2013	Fiscal 2013	Fiscal 2013	Fiscal 2013	Fiscal 2013
	subacct	acct	July	August	September	October	November	December	January	February	March	April	May	June		
Sales-Supervision - Non-project Labor 9110-01000	01000	9110	9,287	11,346	11,353	11,541	17,601	11,715	11,732	11,736	0	0	0	0		
Sales-Supervision - Expense Labor Accrual 9110-01008	01008	9110	1,448	2,423	3	1,825	-4,568	581	1,765	2	0	0	0	0		
Sales-Supervision - Promo Other, Misc 9110-04021	04021	9110	110	49	0	0	0	0	0	0	0	0	0	0		
Sales-Supervision - Community Rel&Trade Shows 9110-04040	04040	9110	0	555	0	23	956	215	340	237	0	0	0	0		
Sales-Supervision - Customer Relations & Assist 9110-04046	04046	9110	0	1,278	890	765	27	6	2,049	658	0	0	0	0		
Sales-Supervision - Office Supplies 9110-05010	05010	9110	0	18	0	224	0	131	61	0	0	0	0	0		
Sales-Supervision - Long Distance 9110-05312	05312	9110	5	0	0	0	0	0	0	0	0	0	0	0		
Sales-Supervision - Cellular, radio, pager charges 9110-05364	05364	9110	0	0	0	42	0	0	0	0	0	0	0	0		
Sales-Supervision - Cell phone equipment and accessories 9110-05377	05377	9110	0	0	0	0	0	117	0	0	0	0	0	0		
Sales-Supervision - Capitalized Telecom Costs 9110-05399	05399	9110	-3	0	0	-23	0	-65	0	0	0	0	0	0		
Sales-Supervision - Meals and Entertainment 9110-05411	05411	9110	697	373	537	263	235	1,041	755	440	0	0	0	0		
Sales-Supervision - Spousal & Dependent Travel 9110-05412	05412	9110	0	0	0	0	2	0	0	0	0	0	0	0		
Sales-Supervision - Transportation 9110-05413	05413	9110	1,991	2,915	3,766	4,432	3,014	2,289	2,280	2,955	0	0	0	0		
Sales-Supervision - Lodging 9110-05414	05414	9110	674	526	674	1,161	535	1,161	332	298	0	0	0	0		
Sales-Supervision - Employee Development 9110-05420	05420	9110	8	655	0	49	0	0	0	0	0	0	0	0		
Sales-Supervision - Association Dues 9110-07510	07510	9110	0	87	0	0	0	0	0	0	0	0	0	0		
<b>Sub-total Account 911</b>			<b>14,217</b>	<b>20,225</b>	<b>17,223</b>	<b>20,302</b>	<b>17,801</b>	<b>17,190</b>	<b>19,313</b>	<b>16,328</b>	<b>0</b>	<b>0</b>	<b>0</b>	<b>0</b>		
Sales-Demonstrating and sellin - Promo Other, Misc 9120-04021	04021	9120	0	0	353	260	55	0	391	229	0	0	0	0		
Sales-Demonstrating and sellin - Community Rel&Trade Shows 9120-04040	04040	9120	244	188	670	65	2,036	240	1,967	129	0	0	0	0		
Sales-Demonstrating and sellin - Customer Relations & Assist 9120-04046	04046	9120	4,226	2,627	10,330	2,671	14,579	18,194	7,491	3,567	0	0	0	0		
Sales-Demonstrating and sellin - Employee Development 9120-05420	05420	9120	0	50	0	0	0	0	0	0	0	0	0	0		
Sales-Demonstrating and sellin - Association Dues 9120-07510	07510	9120	875	0	0	255	0	0	0	0	0	0	0	0		
<b>Sub-total Account 912</b>			<b>5,345</b>	<b>2,865</b>	<b>11,354</b>	<b>3,251</b>	<b>16,671</b>	<b>18,434</b>	<b>9,848</b>	<b>3,925</b>	<b>0</b>	<b>0</b>	<b>0</b>	<b>0</b>		
Sales-Advertising expenses - Community Rel&Trade Shows 9130-04040	04040	9130	0	0	0	450	0	0	248	0	0	0	0	0		
Sales-Advertising expenses - Advertising 9130-04044	04044	9130	905	275	320	1,690	823	0	1,738	1,431	0	0	0	0		
Sales-Advertising expenses - Office Supplies 9130-05010	05010	9130	0	0	0	0	0	131	0	0	0	0	0	0		
<b>Sub-total Account 913</b>			<b>905</b>	<b>275</b>	<b>320</b>	<b>2,140</b>	<b>823</b>	<b>131</b>	<b>1,986</b>	<b>1,431</b>	<b>0</b>	<b>0</b>	<b>0</b>	<b>0</b>		

View  
Type  
Cost Center  
Company  
Brentwood Division - 091DIV

	subacct	acct	Fiscal 2012 July	Fiscal 2012 August	Fiscal 2012 September	Fiscal 2013 October	Fiscal 2013 November	Fiscal 2013 December	Fiscal 2013 January	Fiscal 2013 February	Fiscal 2013 March	Fiscal 2013 April	Fiscal 2013 May	Fiscal 2013 June
Sales-Supervision - Community Rel&Trade Shows 9110-04040	04040	9110	0	0	0	0	0	0	500	0	0	0	0	0
<b>Sub-total Account 911</b>			0	0	0	0	0	0	500	0	0	0	0	0
Sales-Demonstrating and sellin - Inventory Materials 9120-02001	02001	9120	0	0	-200	200	0	0	0	0	0	0	0	0
Sales-Demonstrating and sellin - Warehouse Loading Charge 9120-02004	02004	9120	0	0	961	8	0	0	0	0	0	0	0	0
Sales-Demonstrating and sellin - Customer Relations & Assist 9120-04046	04046	9120	0	0	24,697	-205	0	0	0	0	0	0	0	0
Sales-Demonstrating and sellin - Membership Fees 9120-05415	05415	9120	0	0	240	0	0	0	0	0	0	0	0	0
<b>Sub-total Account 912</b>			0	0	25,698	3	0	0	0	0	0	0	0	0
Sales-Advertising expenses - Promo Other, Misc 9130-04021	04021	9130	0	0	268	0	0	0	0	268	0	0	0	0
Sales-Advertising expenses - Customer Relations & Assist 9130-04046	04046	9130	0	0	2,121	0	0	0	0	0	0	0	0	0
<b>Sub-total Account 913</b>			0	0	2,389	0	0	0	0	268	0	0	0	0

Dallas Atmos Rate Division - 002DIV

	subacct	acct	Fiscal 2012 July	Fiscal 2012 August	Fiscal 2012 September	Fiscal 2013 October	Fiscal 2013 November	Fiscal 2013 December	Fiscal 2013 January	Fiscal 2013 February	Fiscal 2013 March	Fiscal 2013 April	Fiscal 2013 May	Fiscal 2013 June
Sales-Demonstrating and sellin - Promo Other, Misc 9120-04021	04021	9120	0	0	400	0	0	0	0	0	0	0	0	0
Sales-Demonstrating and sellin - Advertising 9120-04044	04044	9120	0	0	0	0	0	0	1,299	0	0	0	0	0
Sales-Demonstrating and sellin - Customer Relations & Assist 9120-04046	04046	9120	0	0	0	0	652	0	0	0	0	0	0	0
Sales-Demonstrating and sellin - Web Site 9120-04141	04141	9120	0	0	0	0	3,767	0	0	0	0	0	0	0
Sales-Demonstrating and sellin - Office Supplies 9120-05010	05010	9120	0	118	806	67	0	0	0	0	0	0	0	0
	<b>Sub-total Account 912</b>		0	118	1,206	67	4,419	0	1,299	0	0	0	0	0
Sales-Advertising expenses - Customer Relations & Assist 9130-04046	04046	9130	0	0	527	0	0	0	0	0	0	0	0	0
	<b>Sub-total Account 913</b>		0	0	527	0	0	0	0	0	0	0	0	0

Call Center Division - 012DIV

subacct	acct	Fiscal 2012 July	Fiscal 2012 August	Fiscal 2012 September	Fiscal 2013 October	Fiscal 2013 November	Fiscal 2013 December	Fiscal 2013 January	Fiscal 2013 February	Fiscal 2013 March	Fiscal 2013 April	Fiscal 2013 May	Fiscal 2013 June
---------	------	---------------------	-----------------------	--------------------------	------------------------	-------------------------	-------------------------	------------------------	-------------------------	----------------------	----------------------	--------------------	---------------------

nothing in accounts 911 - 916

Kentucky Division - 009DIV

		Fiscal 2012	Fiscal 2012	Fiscal 2012	Fiscal 2013	Fiscal 2013	Fiscal 2013	Fiscal 2013	Fiscal 2013	Fiscal 2013	Fiscal 2013	Fiscal 2013	Fiscal 2013	Fiscal 2013	Fiscal 2013	Budget 2013	Budget 2013	Budget 2013	Budget 2013
	subacct	acct	July	August	September	October	November	December	January	February	March	April	May	June	February	March	April	May	
Depreciation Expense - Default 4030-00000	00000	4030	0	0	0	0	0	0	0	0	0	0	0	0	1,110,584	1,117,770	1,125,956	1,158,858	
Income taxes, utility operatn - Default 4091-00000	00000	4091	0	0	0	0	0	0	0	0	0	0	0	0	1,326,030	1,029,042	313,133	104,822	
Miscellaneous nonoperating Inc - Default 4210-00000	00000	4210	0	0	0	0	0	0	0	0	0	0	0	0	5,661	5,780	5,628	4,074	
Donations - Default 4261-00000	00000	4261	0	0	0	0	0	0	0	0	0	0	0	0	8,864	8,864	8,864	8,864	
Allowance for borrowed funds u - Default 4320-00000	00000	4320	-14,385	-15,790	-5,701	13,348	-1,882	-3,178	-2,995	-3,364	-4,341	-4,479	0	0	0	0	0	0	
A&G-Administrative & general s - Default 9200-00000	00000	9200	0	0	0	0	0	0	0	0	0	0	0	0	1,022,450	1,044,711	1,117,507	1,101,219	
Wells expenses - Non-project Labor 8180-01000	01000	8180	5,555	2,410	3,215	5,469	7,145	8,578	5,808	5,259	5,100	5,038	0	0	0	0	0	0	
Lines expenses - Non-project Labor 8170-01000	01000	8170	2,897	2,627	3,008	1,887	7,326	4,320	3,918	5,127	3,980	3,955	0	0	0	0	0	0	
Compressor station expenses - Non-project Labor 8160-01000	01000	8160	141	190	0	862	3,444	1,111	782	751	487	1,739	0	0	0	0	0	0	
Storage-Measuring and regulatn - Non-project Labor 8200-01000	01000	8200	254	0	119	150	109	301	362	437	98	747	0	0	0	0	0	0	
Storage-Purification expenses - Non-project Labor 8210-01000	01000	8210	0	0	0	0	307	334	3,684	4,718	2,851	2,912	0	0	0	0	0	0	
Maintenance of compressor stat - Non-project Labor 8340-01000	01000	8340	0	0	119	0	1,038	982	0	0	0	0	0	0	0	0	0	0	
Maintenance of measuring and r - Non-project Labor 8350-01000	01000	8350	0	238	0	0	0	0	0	0	0	0	0	0	0	0	0	0	
Processing-Maintenance of puri - Non-project Labor 8360-01000	01000	8360	0	0	0	0	246	0	0	0	0	0	0	0	0	0	0	0	
Mains expenses - Non-project Labor 8590-01000	01000	8590	7,525	8,130	5,738	9,893	20,731	10,801	13,075	10,860	13,396	14,423	0	0	0	0	0	0	
Transmission-Measuring and reg - Non-project Labor 8570-01000	01000	8570	6,885	4,877	4,830	5,561	8,927	9,761	5,565	5,641	7,469	3,485	0	0	0	0	0	0	
Transmission-Maintenance of ma - Non-project Labor 8630-01000	01000	8630	3,785	3,424	5,388	5,288	1,773	0	89	1,333	178	0	0	0	0	0	0	0	
Transmission-Maintenance of me - Non-project Labor 8650-01000	01000	8650	0	0	0	0	0	0	0	123	0	0	0	0	0	0	0	0	
Distribution-Operation superv - Non-project Labor 8700-01000	01000	8700	50,777	49,714	47,862	52,846	83,148	72,286	68,541	53,315	74,772	65,664	0	0	0	0	0	0	
Distribution load dispatching - Non-project Labor 8710-01000	01000	8710	96	0	0	0	0	0	0	0	0	0	0	0	0	0	0	0	
Mains and Services Expenses - Non-project Labor 8740-01000	01000	8740	87,840	83,434	80,918	92,335	118,871	84,673	89,065	97,334	86,098	82,342	0	0	0	0	0	0	
Distribution-Measuring and reg - Non-project Labor 8750-01000	01000	8750	18,277	22,300	21,961	17,094	24,957	13,856	17,852	16,387	20,776	16,594	0	0	0	0	0	0	
Distribution-Measuring and reg - Non-project Labor 8760-01000	01000	8760	1,267	3,278	4,639	2,588	3,625	0	2,126	2,169	1,827	3,453	0	0	0	0	0	0	
Distribution-Measuring and reg - Non-project Labor 8770-01000	01000	8770	472	310	186	949	4,432	4,095	3,944	2,800	2,031	1,927	0	0	0	0	0	0	
Meter and house regulator exps - Non-project Labor 8780-01000	01000	8780	50,049	48,082	56,113	53,748	86,501	65,600	60,041	53,314	53,839	80,493	0	0	0	0	0	0	
Customer installations expense - Non-project Labor 8790-01000	01000	8790	893	652	1,040	155	1,702	1,309	3,336	999	2,347	3,647	0	0	0	0	0	0	
Distribution-Other expenses - Non-project Labor 8800-01000	01000	8800	7,700	5,394	3,400	8,016	7,988	841	-4,974	20,940	37,229	46,538	0	0	0	0	0	0	
Distribution-Other of mains - Non-project Labor 8870-01000	01000	8870	2,705	5,985	6,331	2,713	3,860	2,443	4,273	3,950	3,418	2,860	0	0	0	0	0	0	
Maintenance of services - Non-project Labor 8920-01000	01000	8920	548	659	949	867	1,893	1,477	1,079	1,952	936	1,255	0	0	0	0	0	0	
Maintenance of meters and hous - Non-project Labor 8930-01000	01000	8930	6,687	7,847	3,440	5,434	3,045	2,859	3,382	4,270	1,521	1,943	0	0	0	0	0	0	
Customer accounts-Operation su - Non-project Labor 9010-01000	01000	9010	275	92	217	0	0	0	0	0	0	0	0	0	0	0	0	0	
Customer accounts-Meter readin - Non-project Labor 9020-01000	01000	9020	10,449	22,996	17,111	19,195	45,011	30,351	37,815	35,189	35,479	39,104	0	0	0	0	0	0	
Customer accounts-Customer rec - Non-project Labor 9030-01000	01000	9030	30,080	31,790	29,538	26,041	32,371	22,037	24,069	26,100	29,591	33,593	0	0	0	0	0	0	
Customer service-Operating Inf - Non-project Labor 9090-01000	01000	9090	6,784	6,958	6,958	7,132	10,958	7,306	7,306	7,306	7,306	7,306	0	0	0	0	0	0	
Sales-Supervision - Non-project Labor 9110-01000	01000	9110	9,287	11,346	11,353	11,541	17,601	11,715	11,732	11,738	11,738	11,988	0	0	0	0	0	0	
A&G-Administrative & general s - Non-project Labor 9200-01000	01000	9200	26,861	26,966	28,872	29,151	43,202	28,193	28,431	26,471	31,105	33,451	0	0	0	0	0	0	
Distribution-Operation superv - Capital Labor 8700-01001	01001	8700	471,183	478,037	472,323	469,733	696,390	466,614	448,489	438,810	469,939	399,005	0	0	0	0	0	0	
Distribution-Operation superv - Capital Labor Contra 8700-01002	01002	8700	-487,023	-478,673	-473,153	-470,540	-694,623	-466,558	-448,324	-437,281	-467,281	-396,721	0	0	0	0	0	0	
Mains expenses - O&M Project Labor and Contra 8560-01006	01006	8560	0	0	0	0	0	1,750	0	0	0	0	0	0	0	0	0	0	
Distribution-Operation superv - O&M Project Labor and Contra 8700-01006	01006	8700	0	0	0	0	887	25,344	6,402	4,345	1,195	444	225	0	0	0	0	0	
Wells expenses - Expense Labor Accrual 8160-01008	01008	8160	1,325	-732	402	1,947	-2,364	1,383	39	-248	183	473	0	0	0	0	0	0	
Lines expenses - Expense Labor Accrual 8170-01008	01008	8170	395	300	190	-408	125	75	468	545	-317	383	0	0	0	0	0	0	
Compressor station expenses - Expense Labor Accrual 8180-01008	01008	8180	9	46	-95	560	14	-241	5	-105	810	0	0	0	0	0	0	0	
Storage-Measuring and regulatn - Expense Labor Accrual 8200-01008	01008	8200	78	-92	60	38	-80	73	-101	-13	389	0	0	0	0	0	0	0	
Storage-Purification expenses - Expense Labor Accrual 8210-01008	01008	8210	0	0	0	0	51	49	1,892	350	-798	422	0	0	0	0	0	0	
Maintenance of compressor stat - Expense Labor Accrual 8340-01008	01008	8340	-60	0	59	-59	173	122	-295	0	0	0	0	0	0	0	0	0	
Maintenance of measuring and r - Expense Labor Accrual 8350-01008	01008	8350	0	119	-119	0	0	-41	0	0	0	0	0	0	0	0	0	0	
Processing-Maintenance of puri - Expense Labor Accrual 8360-01008	01008	8360	0	0	0	0	0	0	0	0	0	0	0	0	0	0	0	0	
Mains expenses - Expense Labor Accrual 8590-01008	01008	8590	616	431	-195	3,561	-2,375	-215	2,843	-997	1,811	1,856	0	0	0	0	0	0	
Transmission-Measuring and reg - Expense Labor Accrual 8570-01008	01008	8570	1,178	1,178	27	1,150	-2,127	-1,147	-130	0	34	-1,862	0	0	0	0	0	0	
Transmission-Maintenance of ma - Expense Labor Accrual 8630-01008	01008	8630	-55	387	982	743	-3,142	-295	40	560	-511	-89	0	0	0	0	0	0	
Transmission-Maintenance of me - Expense Labor Accrual 8650-01008	01008	8650	0	0	0	0	0	0	0	55	-55	0	0	0	0	0	0	0	
Distribution-Operation superv - Expense Labor Accrual 8700-01008	01008	8700	3,637	7,085	-926	10,419	-20,224	6,501	10,117	-5,833	-130	14,518	0	0	0	0	0	0	
Distribution load dispatching - Expense Labor Accrual 8710-01008	01008	8710	33	-33	0	0	0	0	0	0	0	0	0	0	0	0	0	0	
Mains and Services Expenses - Expense Labor Accrual 8740-01008	01008	8740	11,215	10,973	-1,258	19,559	-40,206	5,590	14,677	3,721	-758	6,361	0	0	0	0	0	0	
Distribution-Measuring and reg - Expense Labor Accrual 8750-01008	01008	8750	2,331	4,403	-170	521	-7,342	-3	3,522	196	2,114	-431	0	0	0	0	0	0	
Distribution-Measuring and reg - Expense Labor Accrual 8760-01008	01008	8760	360	1,196	680	-637	-1,078	-604	957	19	-63	1,159	0	0	0	0	0	0	
Distribution-Measuring and reg - Expense Labor Accrual 8770-01008	01008	8770	87	-10	-62	524	122	490	548	-515	-245	141	0	0	0	0	0	0	
Meter and house regulator exps - Expense Labor Accrual 8780-01008	01008	8780	6,696	6,209	4,016	6,980	-20,519	2,263	10,338	-3,227	2,928	9,377	0	0	0	0	0	0	
Customer installations expense - Expense Labor Accrual 8790-01008	01008	8790	153	18	189	-419	183	109	1,108	-1,252	724	1,014	0	0	0	0	0	0	
Distribution-Other expenses - Expense Labor Accrual 8800-01008	01008	8800	673	2	-97	3,510	-3,884	-1,074	1,588	7,185	9,191	9							

	Subacct	Acct	Fiscal 2012 July	Fiscal 2012 August	Fiscal 2012 September	Fiscal 2013 October	Fiscal 2013 November	Fiscal 2013 December	Fiscal 2013 January	Fiscal 2013 February	Fiscal 2013 March	Fiscal 2013 April	Fiscal 2013 May	Fiscal 2013 June	Budget 2013 February	Budget 2013 March	Budget 2013 April	Budget 2013 May
A&G-Employee pensions and bene - Emp ESOP Benefits Load 9260-01257	01257	9260																
A&G-Employee pensions and bene - Emp ESOP Benefits Load Projects 9260-01269	01269	9260																
A&G-Employee pensions and bene - Emp HSA Benefits Load 9260-01260	01260	9260																
A&G-Employee pensions and bene - Emp HSA Benefits Load Projects 9260-01262	01262	9260																
A&G-Employee pensions and bene - RSP FACO Benefits Load 9260-01263	01263	9260	0	0	0	2,038	1,794	1,868	2,290	1,979	2,079	2,454	0	0	0	0	0	0
A&G-Employee pensions and bene - RSP FACO Benefits Load Projects 9260-01265	01265	9260																
A&G-Employee pensions and bene - Basic Life Benefits Load 9260-01266	01266	9260																
A&G-Employee pensions and bene - Basic Life Benefits Load Projects 9260-01268	01268	9260																
A&G-Employee pensions and bene - LTD Benefits Load 9260-01269	01269	9260	0	0	0	3,756	3,325	3,465	4,209	3,835	3,831	4,523	0	0	0	0	0	0
A&G-Employee pensions and bene - LTD Benefits Load Projects 9260-01271	01271	9260																
A&G-Employee pensions and bene - Pension Benefits Load Projects 9260-01291	01291	9260																
A&G-Employee pensions and bene - FAS108 Benefits Load Projects 9260-01292	01292	9260																
A&G-Injuries & damages - Workers Comp Benefits Load Projects 9250-01293	01293	9250																
Mains expenses - Inventory Materials 8560-02001	02001	8560	0	4,036	0	0	1,889	144	0	0	4,162	0	0	0	0	0	0	0
Mains and Services Expenses - Inventory Materials 8740-02001	02001	8740	16,037	11,105	20,461	8,228	8,412	9,523	7,282	8,236	13,690	19,112	0	0	0	0	0	0
Distribution-Measuring and reg - Inventory Materials 8760-02001	02001	8760	0	190	0	0	0	0	0	0	0	0	0	0	0	0	0	0
Mains expenses - Warehouse Loading Charge 8550-02004	02004	8560	0	181	0	0	76	6	0	0	167	0	0	0	0	0	0	0
Mains and Services Expenses - Warehouse Loading Charge 8740-02004	02004	8740	643	444	818	329	336	381	291	249	548	764	0	0	0	0	0	0
Distribution-Measuring and reg - Warehouse Loading Charge 8760-02004	02004	8760	0	6	0	0	0	0	0	0	0	0	0	0	0	0	0	0
Other deductions - Non-Inventory Supplies 4265-02005	02005	4265	0	45	0	0	0	57	6,281	0	0	0	0	0	0	0	0	0
Wells expenses - Non-Inventory Supplies 8160-02005	02005	8160	0	1,903	0	283	1,267	260	473	179	0	2,561	0	0	0	0	0	0
Lines expenses - Non-Inventory Supplies 8170-02005	02005	8170	0	76	0	165	0	0	9	156	0	307	0	0	0	0	0	0
Compressor station expenses - Non-Inventory Supplies 8180-02005	02005	8180	58	153	537	1,114	444	373	210	77	103	518	0	0	0	0	0	0
Storage-Measuring and regulat - Non-Inventory Supplies 8200-02005	02005	8200	0	0	0	0	0	0	0	130	0	0	0	0	0	0	0	0
Storage-Purification expenses - Non-Inventory Supplies 8210-02005	02005	8210	0	0	0	0	101	247	122	737	0	1,506	0	0	0	0	0	0
Maintenance of compressor stat - Non-Inventory Supplies 8340-02005	02005	8340	0	0	0	0	21	17	0	0	0	0	0	0	0	0	0	0
Processing-Maintenance of puri - Non-Inventory Supplies 8360-02005	02005	8360	0	0	0	0	42	0	2	0	0	0	0	0	0	0	0	0
Mains expenses - Non-Inventory Supplies 8560-02005	02005	8560	2,132	2,317	1,143	2,056	1,444	1,807	2,270	1,198	1,175	3,198	0	0	0	0	0	0
Transmission-Measuring and reg - Non-Inventory Supplies 8570-02005	02005	8570	513	217	487	793	251	840	593	148	505	1,106	0	0	0	0	0	0
Transmission-Maintenance of tra - Non-Inventory Supplies 8590-02005	02005	8590	0	0	0	261	0	0	0	0	0	0	0	0	0	0	0	0
Transmission-Maintenance of me - Non-Inventory Supplies 8650-02005	02005	8650	0	0	0	0	111	95	0	0	0	0	0	0	0	0	0	0
Distribution-Operation supervi - Non-Inventory Supplies 8700-02005	02005	8700	642	602	2,121	455	472	1,013	1,337	2,145	1,373	1,504	0	0	0	0	0	0
Ortization - Non-Inventory Supplies 8711-02005	02005	8711	0	625	420	0	0	1,286	0	0	2,505	150	0	0	0	0	0	0
Mains and Services Expenses - Non-Inventory Supplies 8740-02005	02005	8740	14,583	9,494	14,265	13,927	9,812	9,780	16,281	12,717	14,635	12,250	0	0	0	0	0	0
Distribution-Measuring and reg - Non-Inventory Supplies 8750-02005	02005	8750	5,828	266	1,332	201	4,363	2,022	2,311	1,065	983	6,094	0	0	0	0	0	0
Distribution-Measuring and reg - Non-Inventory Supplies 8760-02005	02005	8760	101	201	0	71	129	0	0	12	15	196	0	0	0	0	0	0
Distribution-Measuring and reg - Non-Inventory Supplies 8770-02005	02005	8770	6,411	19,837	12,219	673	413	736	6,588	2,871	2,101	1,971	0	0	0	0	0	0
Meter and house regulator expe - Non-Inventory Supplies 8780-02005	02005	8780	1,353	803	295	542	137	215	86	392	450	95	0	0	0	0	0	0
Customer installations expense - Non-Inventory Supplies 8790-02005	02005	8790	37	51	59	184	57	55	243	59	111	151	0	0	0	0	0	0
Distribution-Other expenses - Non-Inventory Supplies 8900-02005	02005	8900	0	0	331	69	765	169	375	785	309	137	0	0	0	0	0	0
Distribution-Rents - Non-Inventory Supplies 8910-02005	02005	8910	211	74	101	181	65	7	0	0	1,174	9	0	0	0	0	0	0
Maintenance of measuring and r - Non-Inventory Supplies 8990-02005	02005	8990	0	1,599	0	2,709	0	0	0	0	0	0	0	0	0	0	0	0
Maintenance of measuring and r - Non-Inventory Supplies 8900-02005	02005	8900	3,402	1,165	93	0	0	0	2,409	89	0	0	0	0	0	0	0	0
Maintenance of measuring and r - Non-Inventory Supplies 8910-02005	02005	8910	1,357	1,357	2,900	0	0	1,828	0	0	0	0	0	0	0	0	0	0
Maintenance of services - Non-Inventory Supplies 8920-02005	02005	8920	0	71	0	0	0	0	0	0	0	0	0	0	0	0	0	0
Distribution-Maintenance of ol - Non-Inventory Supplies 8940-02005	02005	8940	3,062	998	2,057	2,198	1,178	982	862	183	1,624	1,087	0	0	0	0	0	0
Customer accounts-Meter readin - Non-Inventory Supplies 9020-02005	02005	9020	30	5	240	44	34	8	-24	41	121	2,621	0	0	0	0	0	0
Customer accounts-Customer rec - Non-Inventory Supplies 9030-02005	02005	9030	0	0	0	-14	0	0	137	0	13	499	0	0	0	0	0	0
Mains and Services Expenses - Purchasing Card Charges 8740-02006	02006	8740	0	98	0	0	0	0	0	0	0	0	0	0	0	0	0	0
Mains and Services Expenses - Vehicle Lease Payments 8740-03002	03002	8740	52,195	54,758	61,746	58,452	55,821	65,929	62,932	47,394	73,692	86,656	0	0	0	0	0	0
Mains expenses - Capitalized transportation costs 8560-03003	03003	8560	0	-2	0	-2	0	-7	-13	-52	-1	0	0	0	0	0	0	0
Distribution-Operation supervi - Capitalized transportation costs 8700-03003	03003	8700	-49	-32	-102	-82	-379	-197	-199	-569	-202	-213	0	0	0	0	0	0
Mains and Services Expenses - Capitalized transportation costs 8740-03003	03003	8740	-83,022	-92,016	-98,533	-98,853	-84,315	-90,269	-80,934	-77,023	-93,704	-106,259	0	0	0	0	0	0
Distribution-Measuring and reg - Capitalized transportation costs 8750-03003	03003	8750	0	-47	0	-6	-11	0	0	-261	0	-27	0	0	0	0	0	0
Meter and house regulator expe - Capitalized transportation costs 8780-03003	03003	8780	-163	-123	-115	-239	-173	-73	-17	-222	-80	-14	0	0	0	0	0	0
Customer accounts-Meter readin - Capitalized transportation costs 9020-03003	03003	9020	-4	0	0	-14	0	0	0	-58	-6	-197	0	0	0	0	0	0
Mains expenses - Vehicle Expense 8560-03004	03004	8560	0	6	0	8	30	103	114	561	10	0	0	0	0	0	0	0
Distribution-Operation supervi - Vehicle Expense 8700-03004	03004	8700	85	84	152	146	572	313	390	1,481	362	427	0	0	0	0	0	0
Mains and Services Expenses - Vehicle Expense 8740-03004	03004	8740	90,512	89,673	65,686	110,999	89,231	91,632	85,662	97,625	103,916	153,933	0	0	0	0	0	0
Distribution-Measuring and reg - Vehicle Expense 8750-03004	03004	8750	0	137	0	12	18	0	0	653	0	59	0	0	0	0	0	0
Meter and house regulator expe - Vehicle Expense 8780-03004	03004	8780	258	190	172	368	259	110	27	361	162	24	0	0	0	0	0	0
Customer accounts-Meter readin - Vehicle Expense 9020-03004	03004	9020	6	0	0	21	0	0	0	100	0	432	0	0	0	0	0	0
Distribution-Measuring and reg - Required By Law, Safety 8750-04002	04002	8750	0	0	0	0	0	0	50	0	0	0	0	0	0	0	0	0
Meter and house regulator expe - Required By Law, Safety 8780-04002	04002	8780	0	26	0	0	0	0	0	0	0	0	0	0	0	0	0	0
Distribution-Measuring and reg - Promo Other, Misc 8750-04021	04021	8750	0	0	0	0	50	0	0	0	0	0	0	0	0	0	0	0
Sales-Supervision - Promo Other, Misc 9110-04021	04021	9110	110	49	0	0	0	0	0	0	0	0	0	0	0	0	0	0
Sales-Demonstrating and sellin - Promo Other, Misc 9120-04021	04021	9120	0	0	353	260	55	0	391	229	293	81	0	0	0	0	0	0
A&G-Office supplies & expense - Promo Other, Misc 9210-04021	04021	9210	163	0	0	0	0	0	0	0	0	0	0	0	0	0	0	0
Other deductions - Community Rel&Trade Shows 4265-04040	04040	4265																

	subacct	acct	Fiscal 2012	Fiscal 2012	Fiscal 2012	Fiscal 2013	Fiscal 2013	Fiscal 2013	Fiscal 2013	Fiscal 2013	Fiscal 2013	Fiscal 2013	Fiscal 2013	Fiscal 2013	Budget 2013	Budget 2013	Budget 2013	Budget 2013	
			July	August	September	October	November	December	January	February	March	April	May	June	February	March	April	May	
Mains and Services Expenses - Equipment Leases 8740-04301	04302	8740	22,135	22,914	23,772	23,763	25,543	25,180	22,064	22,378	24,461	24,107	0	0	0	0	0	0	0
Compressor station expenses - Heavy Equipment 8180-04302	04302	8180	0	30	0	0	0	0	0	0	0	905	0	0	0	0	0	0	0
Mains expenses - Heavy Equipment 8660-04302	04302	8660	2,038	8,130	1,661	2,716	3,275	128	2,214	392	1,811	540	0	0	0	0	0	0	0
Transmission-Maintenance of ma - Heavy Equipment 8630-04302	04302	8630	0	0	797	48	0	0	0	0	0	0	0	0	0	0	0	0	0
Distribution-Operation supervi - Heavy Equipment 8700-04302	04302	8700	21	29	91	0	2	0	19	60	8	459	0	0	0	0	0	0	0
Mains and Services Expenses - Heavy Equipment 8740-04302	04302	8740	13,020	18,976	27,825	17,001	15,546	10,209	14,505	15,086	11,355	20,705	0	0	0	0	0	0	0
Meter and house regulator expa - Heavy Equipment 8780-04302	04302	8780	0	179	0	6	205	0	0	0	0	0	0	0	0	0	0	0	0
Distribution-Maintenance of ot - Heavy Equipment 8540-04302	04302	8540	216	0	33	0	0	0	0	0	3	0	0	0	0	0	0	0	0
Compressor station expenses - Heavy Equipment Capitalized 8180-04307	04307	8180	0	-29	0	0	0	0	0	0	0	0	0	0	0	0	0	0	0
Mains expenses - Heavy Equipment Capitalized 8560-04307	04307	8560	-1,997	-7,968	-1,432	-2,662	-3,210	-125	-2,170	-384	-1,775	-529	0	0	0	0	0	0	0
Transmission-Maintenance of ma - Heavy Equipment Capitalized 8630-04307	04307	8630	0	0	-782	-47	0	0	0	0	0	0	0	0	0	0	0	0	0
Distribution-Operation supervi - Heavy Equipment Capitalized 8700-04307	04307	8700	0	-29	-59	0	-2	0	-19	-59	-8	-450	0	0	0	0	0	0	0
Mains and Services Expenses - Heavy Equipment Capitalized 8740-04307	04307	8740	-34,452	-40,829	-50,788	-39,949	-40,268	-38,515	-35,828	-36,714	-35,080	-43,917	0	0	0	0	0	0	0
Meter and house regulator expa - Heavy Equipment Capitalized 8780-04307	04307	8780	0	-175	0	-6	-201	0	0	0	0	0	0	0	0	0	0	0	0
Distribution-Maintenance of ot - Heavy Equipment Capitalized 8540-04307	04307	8540	-212	0	-32	0	0	0	0	0	-3	0	0	0	0	0	0	0	0
Storage well royalties - Building Lease/Rents Capitalized 8250-04580	04580	8250	-44	-22	-102	-136	-9	-54	-7	0	-8	0	0	0	0	0	0	0	0
Distribution-Operation supervi - Building Lease/Rents Capitalized 8700-04580	04580	8700	-22	0	0	0	0	0	0	0	0	0	0	0	0	0	0	0	0
Distribution-Rents - Building Lease/Rents Capitalized 8810-04580	04580	8810	-43,220	-43,241	-42,441	-41,370	-46,214	-38,460	-38,004	-37,029	-35,254	-36,739	0	0	0	0	0	0	0
Storage well royalties - Building Lease/Rents 8250-04581	04581	8250	183	71	386	637	82	489	74	0	80	0	0	0	0	0	0	0	0
Distribution-Operation supervi - Building Lease/Rents 8700-04581	04581	8700	38	0	0	0	0	0	0	0	0	0	0	0	0	0	0	0	0
Distribution-Rents - Building Lease/Rents 8810-04581	04581	8810	70,054	69,154	69,929	67,645	75,392	63,908	66,637	65,923	64,879	68,362	0	0	0	0	0	0	0
A&G-Rents - Building Lease/Rents 9310-04581	04581	9310	2,584	2,644	2,536	2,686	2,686	3,688	2,938	2,938	2,938	3,175	0	0	0	0	0	0	0
Storage-Maintenance of structu - Building Maintenance 8310-04582	04582	8310	0	0	0	0	2,527	0	179	0	0	0	0	0	0	0	0	0	0
Distribution-Operation supervi - Building Maintenance 8700-04582	04582	8700	0	0	0	0	375	28	282	1,003	0	558	0	0	0	0	0	0	0
Mains and Services Expenses - Building Maintenance 8740-04582	04582	8740	1,237	25	189	143	58	58	138	77	77	77	0	0	0	0	0	0	0
Distribution-Measuring and reg - Building Maintenance 8750-04582	04582	8750	3,500	314	503	283	0	280	0	0	430	0	0	0	0	0	0	0	0
Distribution-Measuring and reg - Building Maintenance 8770-04582	04582	8770	530	320	320	320	0	0	0	0	0	0	0	0	0	0	0	0	0
Meter and house regulator expa - Building Maintenance 8780-04582	04582	8780	0	0	5	162	116	64	0	0	0	0	0	0	0	0	0	0	0
Distribution-Other expenses - Building Maintenance 8800-04582	04582	8800	0	40	231	0	185	521	0	0	3,841	5	0	0	0	0	0	0	0
Distribution-Rents - Building Maintenance 8810-04582	04582	8810	15,085	19,105	31,341	14,803	13,309	11,844	26,336	14,829	13,439	17,169	0	0	0	0	0	0	0
Distribution-Maintenance of st - Building Maintenance 8850-04582	04582	8850	847	433	2,258	119	954	283	296	103	0	984	0	0	0	0	0	0	0
Customer accounts-Customer rep - Building Maintenance 9030-04582	04582	9030	0	0	0	0	0	0	0	0	0	0	0	0	0	0	0	0	0
Customer service-Operating Inf - Building Maintenance 9030-04582	04582	9099	0	0	0	0	0	0	14	0	0	0	0	0	0	0	0	0	0
Lines expenses - Utilities 8170-04590	04590	8170	114	101	110	111	111	71	124	140	118	121	0	0	0	0	0	0	0
Compressor station expenses - Utilities 8180-04590	04590	8180	49	142	37	80	57	75	74	77	84	33	0	0	0	0	0	0	0
Compressor station fuel and po - Utilities 8190-04590	04590	8190	53	54	33	56	63	0	129	86	71	67	0	0	0	0	0	0	0
Storage-Measuring and regulat - Utilities 8200-04590	04590	8200	77	75	75	73	113	147	172	211	183	176	0	0	0	0	0	0	0
Storage-Purification expenses - Utilities 8210-04590	04590	8210	115	85	104	114	145	129	159	189	160	157	0	0	0	0	0	0	0
Storage-Other expenses - Utilities 8240-04590	04590	8240	19	17	19	19	19	19	27	25	21	21	0	0	0	0	0	0	0
Storage well royalties - Utilities 8250-04590	04590	8250	82	60	112	194	265	773	1,090	1,957	1,223	963	0	0	0	0	0	0	0
Mains expenses - Utilities 8660-04590	04590	8660	1,525	1,525	1,469	1,451	1,396	1,200	1,195	1,195	1,629	1,478	0	0	0	0	0	0	0
Transmission-Measuring and reg - Utilities 8670-04590	04590	8670	594	436	468	566	671	868	517	808	540	540	0	0	0	0	0	0	0
Distribution-Operation supervi - Utilities 8700-04590	04590	8700	9,771	9,055	8,567	7,443	6,599	5,893	6,080	7,905	7,312	6,027	0	0	0	0	0	0	0
Distribution load dispatching - Utilities 8710-04590	04590	8710	37	37	37	19	19	19	22	55	19	0	0	0	0	0	0	0	0
Mains and Services Expenses - Utilities 8740-04590	04590	8740	3,479	3,520	2,810	2,977	2,433	2,598	4,608	2,829	3,524	2,808	0	0	0	0	0	0	0
Distribution-Measuring and reg - Utilities 8750-04590	04590	8750	93	90	82	81	88	69	81	78	80	72	0	0	0	0	0	0	0
Distribution-Measuring and reg - Utilities 8770-04590	04590	8770	258	188	298	440	70	250	584	56	347	538	0	0	0	0	0	0	0
Meter and house regulator expa - Utilities 8780-04590	04590	8780	1,308	1,129	1,269	1,118	876	1,592	925	1,453	1,106	1,106	0	0	0	0	0	0	0
Distribution-Rents - Utilities 8810-04590	04590	8810	949	1,700	448	991	838	773	1,002	186	1,405	1,080	0	0	0	0	0	0	0
Customer accounts-Customer rep - Utilities 9030-04590	04590	9030	75	0	489	525	87	311	0	288	0	404	33	0	0	0	0	0	0
Customer accounts-Customer rep - Refurbished Meters 9030-04595	04595	9030	0	120	0	0	0	0	0	0	0	0	0	0	0	0	0	0	0
Compressor station expenses - Capitalized Utility Costs 8160-04599	04599	8160	-42	-120	31	51	-48	-49	0	0	-6	-72	0	0	0	0	0	0	0
Mains expenses - Capitalized Utility Costs 8660-04599	04599	8660	-927	-919	-824	-838	-809	-562	-909	-638	-803	-695	0	0	0	0	0	0	0
Distribution-Operation supervi - Capitalized Utility Costs 8700-04599	04599	8700	-6,211	-5,775	-5,505	-4,668	-4,421	-3,761	-3,605	-5,278	-4,116	-3,475	0	0	0	0	0	0	0
Distribution-Other expenses - Capitalized Utility Costs 8300-04599	04599	8300	0	-24	-144	0	-124	-299	0	0	-2,180	-2	0	0	0	0	0	0	0
Distribution-Rents - Capitalized Utility Costs 8810-04599	04599	8810	-9,791	-12,943	-21,108	-9,848	-8,985	-7,650	-16,659	-8,646	-8,260	-9,117	0	0	0	0	0	0	0
Natural gas city gate purchase - Cashouts 8040-04740	04740	8040	59,217	36,667	31,516	-75,729	-102,418	-79,148	-547	-114,823	72,319	-5,524	0	0	0	0	0	0	0
Intercompany Gas Well-head Pur - Hedging Settlements 8001-04743	04743	8001	0	0	0	0	16,839	12,329	237,922	199,350	64,688	0	0	0	0	0	0	0	0
Natural gas field line purchas - Gas Purchases 8010-04751	04751	8010	139,677	131,685	164,574	127,462	147,083	22,059	32,644	34,946	12,263	11,217	0	0	0	0	0	0	0
Natural gas city gate purchase - Gas Purchases 8040-04751	04751	8040	4,032,932	4,267,640	4,684,261	4,507,101	6,230,351	2,473,986	3,226,815	2,148,452	2,324,239	1,354,708	0	0	0	0	0	0	0
Gas withdrawn from storage-Deb - Storage Injection/Withdrawal 8061-04756	04756	8061	0	0	0	0	20,424	1,926,180	3,701,014	5,133,843	4,961,817	5,515,589	0	0	0	0	0	0	0
Gas delivered to storage-Cred - Storage Injection/Withdrawal 8062-04756	04756	8062	-1,601,283	-2															







	subacct	acct	Fiscal 2012 July	Fiscal 2012 August	Fiscal 2012 September	Fiscal 2013 October	Fiscal 2013 November	Fiscal 2013 December	Fiscal 2013 January	Fiscal 2013 February	Fiscal 2013 March	Fiscal 2013 April	Fiscal 2013 May	Fiscal 2013 June	Budget 2013 February	Budget 2013 March	Budget 2013 April	Budget 2013 May
Amortization of gas plant acct - Depr & Taxes Other Income Tax 4060-09344	09344	4060	4,523	4,523	4,523	4,878	4,878	4,878	4,878	4,878	4,878	0	0	0	0	0	0	0
Taxes other than income taxes, - Taxes Other Than Inc Tax 4081-09345	09345	4081	5,809	13,876	2,398	9,347	13,306	6,023	10,393	9,110	15,156	0	0	0	0	0	0	0
Distribution-Operation supervi - Reimbursements 8700-09911	09911	8700	-1,245	0	0	-916	0	0	-2,142	0	0	-4,161	0	0	0	0	0	0
Mains and Services Expenses - Reimbursements 8740-09911	09911	8740	0	0	-431	0	0	0	0	0	0	0	0	0	0	0	0	0
Customer accounts-Unallocabl - Cust Unrocl Acct-Write Off 9040-09927	09927	9040	-69,712	15,288	63,979	21,597	26,207	34,035	38,921	32,234	29,565	22,674	0	28,444	27,006	19,482	16,994	0
Depreciation Expense - Depr Exp-Natural Gas Prod 4030-30002	30002	4030	13,588	13,588	13,588	14,199	14,199	14,200	14,200	14,200	14,209	14,209	0	0	0	0	0	0
Depreciation Expense - Depr Exp-Transmission Plant 4030-30004	30004	4030	46,062	46,062	46,021	46,137	46,905	45,305	45,882	45,882	45,882	45,882	0	0	0	0	0	0
Depreciation Expense - Depr Exp-Distribution Plant 4030-30005	30005	4030	907,757	919,939	1,008,163	837,434	940,426	945,262	947,940	951,056	954,170	959,290	0	0	0	0	0	0
Depreciation Expense - Depr Exp-General Plant 4030-30007	30007	4030	46,867	46,093	52,719	43,991	43,998	43,596	43,716	43,726	44,036	44,036	0	0	0	0	0	0
Depreciation Expense - Vehicle Depreciation 4030-30031	30031	4030	19,703	19,703	19,703	19,703	19,703	19,703	19,703	19,703	19,703	12,010	0	0	0	0	0	0
Depreciation Expense - Vehicle Depreciation Capitalized 4030-30032	30032	4030	-10,589	-10,247	-11,039	-10,405	-10,577	-10,170	-10,170	-10,170	-5,638	0	0	0	0	0	0	0
Depreciation Expense - Heavy Equipment Depreciation 4030-30041	30041	4030	2,027	2,027	2,027	2,590	2,590	2,590	2,590	2,590	2,590	2,590	0	0	0	0	0	0
Depreciation Expense - Heavy Equipment Depreciation Capital 4030-30042	30042	4030	-1,986	-1,986	-1,986	-2,538	-2,538	-2,538	-2,538	-2,538	-2,538	-2,538	0	0	0	0	0	0
Depreciation Expense - Tools & Shop Depreciation 4030-30061	30061	4030	11,805	12,036	12,775	11,659	11,659	11,859	11,708	11,797	11,860	11,959	0	0	0	0	0	0
Depreciation Expense - Tools & Shop Depreciation Capitalize 4030-30062	30062	4030	-6,225	-6,260	-7,157	-6,210	-6,273	-6,259	-6,043	-6,105	-5,565	-6,479	0	0	0	0	0	0
Taxes other than income taxes, - Ad Valorem - Accrual 4091-30101	30101	4091	268,326	268,326	268,326	268,326	268,326	268,326	267,342	267,342	267,342	267,342	0	271,668	271,668	271,668	271,668	
Taxes other than income taxes, - Taxes Property And Other 4081-30102	30102	4081	415	122	0	452	0	460	0	0	0	474	0	0	0	0	0	0
Taxes other than income taxes, - City Franchise 4081-30107	30107	4081	0	0	0	9,652	0	19,906	0	0	0	37,506	0	0	0	0	0	0
Taxes other than income taxes, - Dist Transmission User Tax 4081-30108	30108	4081	0	0	0	0	0	0	0	0	0	0	0	0	0	0	0	0
Taxes other than income taxes, - Public Serv Comm Assessment 4081-30112	30112	4081	21,876	21,876	21,876	21,876	21,876	21,876	21,876	21,876	21,876	21,876	0	19,069	19,069	19,069	19,069	
Other interest expense - Cust Depts-By Acct/Div 4310-30119	30119	4310	12,666	243	223	215	220	353	294	465	263	348	0	0	0	0	0	0
Other interest expense - Int on Taxes 4310-30157	30157	4310	0	0	0	514	0	0	0	0	0	0	0	0	0	0	0	0
Income taxes, utility operatin - Federal Income Taxes 4091-30201	30201	4091	0	0	719,745	0	0	0	0	0	-137,355	0	0	0	0	0	0	0
Provision for deferred income - Federal Income Taxes 4101-30201	30201	4101	0	0	6,018,524	0	0	0	0	0	137,355	0	0	0	0	0	0	0
Income taxes, utility operatin - State Income Taxes 4091-30202	30202	4091	0	0	48,225	0	0	0	0	0	-9,237	0	0	0	0	0	0	0
Provision for deferred income - State Income Taxes 4101-30202	30202	4101	0	0	-1,436,350	0	0	0	0	0	9,237	0	0	0	0	0	0	0
Costs and Expenses of Merchand - Costs from EDS field 4160-30411	30411	4160	19	20	394	183	174	197	39	356	40	193	0	0	0	0	0	0
Revenue from nonutility opera - Misc Other Revenue 4170-30526	30526	4170	500	500	500	500	500	500	500	500	500	500	0	0	0	0	0	0
Miscellaneous nonoperating inc - Incentive Rates Income 4210-30607	30607	4210	481,807	196,287	221,846	284,463	184,193	261,860	187,717	175,113	143,171	292,291	0	275,046	102,991	84,111	156,376	
Donations - Education 4261-30702	30702	4261	0	440	0	8,700	1,000	2,900	0	0	1,580	5,588	0	0	0	0	0	0
Donations - United Way Agencies 4261-30703	30703	4261	0	0	0	0	500	0	0	0	0	0	0	0	0	0	0	0
Donations - Health 4261-30705	30705	4261	0	1,472	1,000	0	100	0	0	0	0	0	0	0	0	0	0	0
Other deductions - Health 4265-30705	30705	4265	0	0	30,000	0	457	0	0	0	373	1,354	0	0	0	0	0	0
Donations - Museums & Arts 4261-30706	30706	4261	0	0	1,801	0	7,471	2,500	0	0	0	0	0	0	0	0	0	0
Other deductions - Museums & Arts 4265-30706	30706	4265	0	0	80	0	0	0	0	0	0	0	0	0	0	0	0	0
Donations - Salvation Army 4261-30709	30709	4261	0	0	0	0	0	500	0	0	0	0	0	0	0	0	0	0
Donations - Youth Clubs & Centers 4261-30710	30710	4261	0	100	0	0	0	300	150	1,000	0	1,000	0	0	0	0	0	0
Donations - Energy Assistance Program 4261-30711	30711	4261	0	0	0	19,500	115,711	0	-90,293	0	0	0	0	4,432	4,432	4,432	4,432	
Donations - American Red Cross 4261-30713	30713	4261	0	0	150	0	0	0	100	0	0	0	0	0	0	0	0	0
Donations - Community Welfare 4261-30736	30736	4261	2,350	8,312	3,150	12,900	600	3,566	4,590	4,100	8,276	4,840	0	0	0	0	0	0
Other deductions - Community Welfare 4265-30736	30736	4265	0	0	0	0	0	0	0	0	134	0	0	0	0	0	0	0
Civic, Political and Related - Political Activities 4264-30737	30737	4264	5,000	5,000	5,000	5,000	5,000	5,000	5,000	5,000	5,000	5,000	0	14,891	15,277	16,157	16,503	
Other deductions - Misc Income Deductions 4265-30740	30740	4265	0	310	173	0	25	0	0	269	0	0	0	0	0	0	0	0
Other deductions - Entertainment & Sports Events 4265-30743	30743	4265	0	29,915	361	231	1,266	3,748	2,417	4,559	5,861	5,888	0	0	0	0	0	0
Residential sales - Gas Rev-Dist Inc 4800-31101	31101	4800	3,014,405	2,948,553	2,798,419	3,835,537	6,920,516	9,696,340	13,817,989	13,757,430	12,310,138	9,027,144	0	13,493,227	11,566,059	7,473,961	4,765,999	
Unbilled Residential Revenue - Gas Rev-Dist Inc 4805-31101	31101	4805	-39,337	24,015	-8,404	872,088	2,118,411	1,773,976	1,743,476	-1,575,941	-317,618	-5,691,806	0	-1,955,613	-1,211,660	-1,880,573	-1,092,377	
Commercial Revenue-Banner - Gas Rev-Dist Inc 4811-31101	31101	4811	1,244,265	1,403,372	1,357,126	1,720,155	2,572,482	3,638,796	5,387,021	5,456,377	4,903,029	3,536,220	0	5,286,201	4,425,591	2,809,568	1,767,476	
Industrial Revenue-Banner - Gas Rev-Dist Inc 4812-31101	31101	4812	336,173	396,462	392,800	428,998	440,596	461,727	556,353	670,586	527,222	390,848	0	519,393	374,569	388,130	237,174	
Unbilled Comm Revenue - Gas Rev-Dist Inc 4815-31101	31101	4815	-8,126	80,209	4,266	479,685	512,168	693,148	757,809	-596,908	-110,952	-2,278,298	0	-844,934	-205,128	-1,038,567	-212,225	
Other Sales to Public Authorit - Gas Rev-Dist Inc 4820-31101	31101	4820	184,018	208,771	209,850	333,413	579,918	868,872	1,207,600	1,230,627	1,079,114	805,157	0	1,188,336	827,566	615,206	373,969	
Unbilled Public Authority Revs - Gas Rev-Dist Inc 4825-31101	31101	4825	-2,374	7,634	3,027	139,953	154,529	189,255	128,828	-144,583	-38,921	-466,532	0	-202,854	1,168	-284,271	-91,210	
Revenue-Transportation Distrib - Handbill Est - Unbilled 4893-31180	31180	4893	-41,136	60,290	-32,529	180,114	43,241	-804	188,873	-132,865	62,715	-163,702	0	0	0	0	0	0
Forfeited discounts - Forfeited Disc-Dist Plant Inc 4870-31201	31201	4870	34,115	40,285	34,141	40,064	62,572	102,392	123,593	163,882	123,562	81,928	0	175,567	146,802	85,748	60,377	
Miscellaneous service revenues - Misc Service Revenue 4880-31301	31301	4880	44,891	56,114	64,806	72,593	100,846	64,366	58,648	56,573	42,383	49,036	0	57,632	46,781	41,722	43,818	
Revenue-Transportation Distrib - Gas Transport Rev-Dist 4893-31304	31304	4893	642,684	801,503	854,714	828,744	1,005,251	1,053,521	1,055,527	1,244,061	1,114,681	1,177,613	0	1,104,482	982,356	922,497	913,005	
Depreciation Expense - Billing for Taxes Other and Depr 4030-41124	41124	4030	51,515	51,549	52,756	58,577	56,864	60,620	60,703	62,866	62,088	64,780	0	132,235	132,429	132,533	179,251	
Taxes other than income taxes, - Billing for Taxes Other and Depr 4081-41124	41124	4081	0	0	0	0	0	0	0	0	0	0	0	30,021	30,021	30,021	30,021	
Depreciation Expense - Billing for CSC Depr & Taxes Other 4030-41129	41129	4030	61,343	61,362	62,017	58,528	57,735	57,772	58,407	58,407	60,430	61,803	0	0	0	0	0	
Taxes other than income taxes, - Billing for CSC Depr & Taxes Other 4081-41129																		

Kentucky Division - 009DIV

	subacct	acct	Budget 2013 June	Budget 2013 July	Budget 2013 August	Budget 2013 September
Depreciation Expense - Default 4030-00000	00000	4030	1,152,304	1,168,182	1,187,514	1,222,489
Income taxes, utility operatin - Default 4091-00000	00000	4091	78,911	-56,875	34,796	169,532
Miscellaneous nonoperating inc - Default 4210-00000	00000	4210	5,497	5,497	5,497	5,497
Donations - Default 4261-00000	00000	4261	8,864	8,864	8,864	8,865
Allowance for borrowed funds u - Default 4320-00000	00000	4320	0	0	0	0
A&G-Administrative & general s - Default 9200-00000	00000	9200	1,005,840	1,128,084	1,062,026	1,033,454
Wells expenses - Non-project Labor 8160-01000	01000	8160	0	0	0	0
Lines expenses - Non-project Labor 8170-01000	01000	8170	0	0	0	0
Compressor station expenses - Non-project Labor 8180-01000	01000	8180	0	0	0	0
Storage-Measuring and regulat - Non-project Labor 8200-01000	01000	8200	0	0	0	0
Storage-Purification expenses - Non-project Labor 8210-01000	01000	8210	0	0	0	0
Maintenance of compressor stat - Non-project Labor 8340-01000	01000	8340	0	0	0	0
Maintenance of measuring and r - Non-project Labor 8350-01000	01000	8350	0	0	0	0
Processing-Maintenance of purf - Non-project Labor 8360-01000	01000	8360	0	0	0	0
Mains expenses - Non-project Labor 8560-01000	01000	8560	0	0	0	0
Transmission-Measuring and reg - Non-project Labor 8570-01000	01000	8570	0	0	0	0
Transmission-Maintenance of me - Non-project Labor 8630-01000	01000	8630	0	0	0	0
Transmission-Maintenance of me - Non-project Labor 8650-01000	01000	8650	0	0	0	0
Distribution-Operation supervi - Non-project Labor 8700-01000	01000	8700	0	0	0	0
Distribution load dispatching - Non-project Labor 8710-01000	01000	8710	0	0	0	0
Mains and Services Expenses - Non-project Labor 8740-01000	01000	8740	0	0	0	0
Distribution-Measuring and reg - Non-project Labor 8750-01000	01000	8750	0	0	0	0
Distribution-Measuring and reg - Non-project Labor 8760-01000	01000	8760	0	0	0	0
Distribution-Measuring and reg - Non-project Labor 8770-01000	01000	8770	0	0	0	0
Meier and house regulator expe - Non-project Labor 8780-01000	01000	8780	0	0	0	0
Customer installations expense - Non-project Labor 8790-01000	01000	8790	0	0	0	0
Distribution-Other expenses - Non-project Labor 8800-01000	01000	8800	0	0	0	0
Distribution-Maint of mains - Non-project Labor 8870-01000	01000	8870	0	0	0	0
Maintenance of services - Non-project Labor 8920-01000	01000	8920	0	0	0	0
Maintenance of meters and hous - Non-project Labor 8930-01000	01000	8930	0	0	0	0
Customer accounts-Operation su - Non-project Labor 9010-01000	01000	9010	0	0	0	0
Customer accounts-Meter readin - Non-project Labor 9020-01000	01000	9020	0	0	0	0
Customer accounts-Customer rec - Non-project Labor 9030-01000	01000	9030	0	0	0	0
Customer service-Operating inf - Non-project Labor 9090-01000	01000	9090	0	0	0	0
Sales-Supervision - Non-project Labor 9110-01000	01000	9110	0	0	0	0
A&G-Administrative & general s - Non-project Labor 9200-01000	01000	9200	0	0	0	0
Distribution-Operation supervi - Capital Labor 8700-01001	01001	8700	0	0	0	0
Distribution-Operation supervi - Capital Labor Contra 8700-01002	01002	8700	0	0	0	0
Mains expenses - O&M Project Labor and Contra 8560-01006	01006	8560	0	0	0	0
Distribution-Operation supervi - O&M Project Labor and Contra 8700-01008	01008	8700	0	0	0	0
Wells expenses - Expense Labor Accrual 8160-01008	01008	8160	0	0	0	0
Lines expenses - Expense Labor Accrual 8170-01008	01008	8170	0	0	0	0
Compressor station expenses - Expense Labor Accrual 8180-01008	01008	8180	0	0	0	0
Storage-Measuring and regulat - Expense Labor Accrual 8200-01008	01008	8200	0	0	0	0
Storage-Purification expenses - Expense Labor Accrual 8210-01008	01008	8210	0	0	0	0
Maintenance of compressor stat - Expense Labor Accrual 8340-01008	01008	8340	0	0	0	0
Maintenance of measuring and r - Expense Labor Accrual 8350-01008	01008	8350	0	0	0	0
Processing-Maintenance of purf - Expense Labor Accrual 8360-01008	01008	8360	0	0	0	0
Mains expenses - Expense Labor Accrual 8560-01008	01008	8560	0	0	0	0
Transmission-Measuring and reg - Expense Labor Accrual 8570-01008	01008	8570	0	0	0	0
Transmission-Maintenance of me - Expense Labor Accrual 8630-01008	01008	8630	0	0	0	0
Transmission-Maintenance of me - Expense Labor Accrual 8650-01008	01008	8650	0	0	0	0
Distribution-Operation supervi - Expense Labor Accrual 8700-01008	01008	8700	0	0	0	0
Distribution load dispatching - Expense Labor Accrual 8710-01008	01008	8710	0	0	0	0
Mains and Services Expenses - Expense Labor Accrual 8740-01008	01008	8740	0	0	0	0
Distribution-Measuring and reg - Expense Labor Accrual 8750-01008	01008	8750	0	0	0	0
Distribution-Measuring and reg - Expense Labor Accrual 8760-01008	01008	8760	0	0	0	0
Distribution-Measuring and reg - Expense Labor Accrual 8770-01008	01008	8770	0	0	0	0
Meier and house regulator expe - Expense Labor Accrual 8780-01008	01008	8780	0	0	0	0
Customer installations expense - Expense Labor Accrual 8790-01008	01008	8790	0	0	0	0
Distribution-Other expenses - Expense Labor Accrual 8800-01008	01008	8800	0	0	0	0
Distribution-Maint of mains - Expense Labor Accrual 8870-01008	01008	8870	0	0	0	0
Maintenance of services - Expense Labor Accrual 8920-01008	01008	8920	0	0	0	0
Maintenance of meters and hous - Expense Labor Accrual 8930-01008	01008	8930	0	0	0	0
Customer accounts-Operation su - Expense Labor Accrual 9010-01008	01008	9010	0	0	0	0
Customer accounts-Meter readin - Expense Labor Accrual 9020-01008	01008	9020	0	0	0	0
Customer accounts-Customer rec - Expense Labor Accrual 9030-01008	01008	9030	0	0	0	0
Customer service-Operating inf - Expense Labor Accrual 9090-01008	01008	9090	0	0	0	0
Sales Supervision - Expense Labor Accrual 9110-01008	01008	9110	0	0	0	0
A&G-Administrative & general s - Expense Labor Accrual 9200-01008	01008	9200	0	0	0	0
Distribution-Operation supervi - Capital Labor Transfer In 8700-01011	01011	8700	0	0	0	0
Distribution-Operation supervi - Capital Labor Transfer Out 8700-01012	01012	8700	0	0	0	0
Mains expenses - Expense Labor Transfer In 8560-01013	01013	8560	0	0	0	0
Distribution-Operation supervi - Expense Labor Transfer In 8700-01013	01013	8700	0	0	0	0
Mains expenses - Expense Labor Transfer Out 8560-01014	01014	8560	0	0	0	0
Distribution-Operation supervi - Expense Labor Transfer Out 8700-01014	01014	8700	0	0	0	0
A&G-Employee pensions and bene - Other Benefits Load 9260-01200	01200	9260	0	0	0	0
A&G-Employee pensions and bene - Pension Benefits Load 9260-01202	01202	9260	0	0	0	0
A&G-Employee pensions and bene - FICA/OS Benefits Load 9260-01203	01203	9260	0	0	0	0
Taxes other than income taxes, - Fica Load 4081-01210	01210	4081	31,316	69,199	27,859	34,806
Taxes other than income taxes, - Futa Load 4081-01211	01211	4081	0	0	0	0
Taxes other than income taxes, - Suta Load 4081-01212	01212	4081	0	0	0	0
Taxes other than income taxes, - Fica Load Accrual 4081-01213	01213	4081	0	0	0	0
Taxes other than income taxes, - Futa Load Accrual 4081-01214	01214	4081	0	0	0	0
Taxes other than income taxes, - Suta Load Accrual 4081-01215	01215	4081	0	0	0	0
A&G-Employee pensions and bene - Medical Benefits Load 9260-01251	01251	9260	0	0	0	0
A&G-Employee pensions and bene - Medical Benefits Load Projects 9260-01253	01253	9260	0	0	0	0
Taxes other than income taxes, - Payroll Tax Projects 4081-01256	01256	4081	0	0	0	0

	subact	acct	Budget 2013 June	Budget 2013 July	Budget 2013 August	Budget 2013 September
A&G-Employee pensions and bene - Empr ESOP Benefits Load 9260-01257	01257	9260				
A&G-Employee pensions and bene - Empr ESOP Benefits Load Projects 9260-01258	01258	9260				
A&G-Employee pensions and bene - Empr HSA Benefits Load 9260-01260	01260	9260				
A&G-Employee pensions and bene - Empr HSA Benefits Load Projects 9260-01262	01262	9260				
A&G-Employee pensions and bene - RSP FACC Benefits Load 9260-01263	01263	9260	0	0	0	0
A&G-Employee pensions and bene - RSP FACC Benefits Load Projects 9260-01265	01265	9260				
A&G-Employee pensions and bene - Basic Life Benefits Load 9260-01266	01266	9260				
A&G-Employee pensions and bene - Basic Life Benefits Load Projects 9260-01268	01268	9260				
A&G-Employee pensions and bene - LTD Benefits Load 9260-01269	01269	9260	0	0	0	0
A&G-Employee pensions and bene - LTD Benefits Load Projects 9260-01271	01271	9260				
A&G-Employee pensions and bene - Pension Benefits Load Projects 9260-01281	01281	9260				
A&G-Employee pensions and bene - FAS106 Benefits Load Projects 9260-01282	01282	9260				
A&G-Injuries & damages - Workers Comp Benefits Load Projects 9260-01293	01293	9260				
Mains expenses - Inventory Materials 8560-02001	02001	8560	0	0	0	0
Mains and Services Expenses - Inventory Materials 8740-02001	02001	8740	0	0	0	0
Distribution-Measuring and reg - Inventory Materials 8760-02001	02001	8760	0	0	0	0
Mains expenses - Warehouse Loading Charge 8560-02004	02004	8560	0	0	0	0
Mains and Services Expenses - Warehouse Loading Charge 8740-02004	02004	8740	0	0	0	0
Distribution-Measuring and reg - Warehouse Loading Charge 8760-02004	02004	8760	0	0	0	0
Other deductions - Non-Inventory Supplies 4265-02005	02005	4265	0	0	0	0
Wells expenses - Non-Inventory Supplies 8160-02005	02005	8160	0	0	0	0
Lines expenses - Non-Inventory Supplies 8170-02005	02005	8170	0	0	0	0
Compressor station expenses - Non-Inventory Supplies 8180-02005	02005	8180	0	0	0	0
Storage-Measuring and regulati - Non-Inventory Supplies 8200-02005	02005	8200	0	0	0	0
Storage-Purification expenses - Non-Inventory Supplies 8210-02005	02005	8210	0	0	0	0
Maintenance of compressor stat - Non-Inventory Supplies 8340-02005	02005	8340	0	0	0	0
Processing-Maintenance of part - Non-Inventory Supplies 8360-02005	02005	8360	0	0	0	0
Mains expenses - Non-Inventory Supplies 8580-02005	02005	8580	0	0	0	0
Transmission-Measuring and reg - Non-Inventory Supplies 8570-02005	02005	8570	0	0	0	0
Transmission-Maintenance of ma - Non-Inventory Supplies 8630-02005	02005	8630	0	0	0	0
Transmission-Maintenance of me - Non-Inventory Supplies 8650-02005	02005	8650	0	0	0	0
Distribution-Operation supervi - Non-Inventory Supplies 8700-02005	02005	8700	0	0	0	0
Ordortzation - Non-Inventory Supplies 8714-02005	02005	8714	0	0	0	0
Mains and Services Expenses - Non-Inventory Supplies 8740-02005	02005	8740	0	0	0	0
Distribution-Measuring and reg - Non-Inventory Supplies 8750-02005	02005	8750	0	0	0	0
Distribution-Measuring and reg - Non-Inventory Supplies 8760-02005	02005	8760	0	0	0	0
Distribution-Measuring and reg - Non-Inventory Supplies 8770-02005	02005	8770	0	0	0	0
Meter and house regulator expe - Non-Inventory Supplies 8780-02005	02005	8780	0	0	0	0
Customer installations expense - Non-Inventory Supplies 8790-02005	02005	8790	0	0	0	0
Distribution-Other expenses - Non-Inventory Supplies 8800-02005	02005	8800	0	0	0	0
Distribution-Rents - Non-Inventory Supplies 8910-02005	02005	8910	0	0	0	0
Maintenance of measuring and r - Non-Inventory Supplies 8990-02005	02005	8990	0	0	0	0
Maintenance of measuring and r - Non-Inventory Supplies 8900-02005	02005	8900	0	0	0	0
Maintenance of measuring and r - Non-Inventory Supplies 8910-02005	02005	8910	0	0	0	0
Maintenance of services - Non-Inventory Supplies 8920-02005	02005	8920	0	0	0	0
Distribution-Maintenance of oi - Non-Inventory Supplies 8940-02005	02005	8940	0	0	0	0
Customer accounts-Meter readin - Non-Inventory Supplies 9020-02005	02005	9020	0	0	0	0
Customer accounts-Customer rec - Non-Inventory Supplies 9030-02005	02005	9030	0	0	0	0
Mains and Services Expenses - Purchasing Card Charges 8740-02006	03002	8740	0	0	0	0
Mains and Services Expenses - Vehicle Lease Payments 8740-03002	03002	8740	0	0	0	0
Mains expenses - Capitalized transportation costs 8560-03003	03003	8560	0	0	0	0
Distribution-Operation supervi - Capitalized transportation costs 8700-03003	03003	8700	0	0	0	0
Mains and Services Expenses - Capitalized transportation costs 8740-03003	03003	8740	0	0	0	0
Distribution-Measuring and reg - Capitalized transportation costs 8760-03003	03003	8760	0	0	0	0
Meter and house regulator expe - Capitalized transportation costs 8780-03003	03003	8780	0	0	0	0
Customer accounts-Meter readin - Capitalized transportation costs 9020-03003	03003	9020	0	0	0	0
Mains expenses - Vehicle Expense 8560-03004	03004	8560	0	0	0	0
Distribution-Operation supervi - Vehicle Expense 8700-03004	03004	8700	0	0	0	0
Mains and Services Expenses - Vehicle Expense 8740-03004	03004	8740	0	0	0	0
Distribution-Measuring and reg - Vehicle Expense 8760-03004	03004	8760	0	0	0	0
Meter and house regulator expe - Vehicle Expense 8780-03004	03004	8780	0	0	0	0
Customer accounts-Meter readin - Vehicle Expense 9020-03004	03004	9020	0	0	0	0
Distribution-Measuring and reg - Required By Law, Safety 8750-04002	04002	8750	0	0	0	0
Meter and house regulator expe - Required By Law, Safety 8780-04002	04002	8780	0	0	0	0
Distribution-Measuring and reg - Promo Other, Misc 8750-04021	04021	8750	0	0	0	0
Sales-Supervision - Promo Other, Misc 9110-04021	04021	9110	0	0	0	0
Sales-Demonstrating and sellin - Promo Other, Misc 9120-04021	04021	9120	0	0	0	0
A&G-Office supplies & expense - Promo Other, Misc 9210-04021	04021	9210	0	0	0	0
Other deductions - Community Rel&Trade Shows 4265-04040	04040	4265	0	0	0	0
Distribution-Operation supervi - Community Rel&Trade Shows 8700-04040	04040	8700	0	0	0	0
Customer service-Operating Inf - Community Rel&Trade Shows 9090-04040	04040	9090	0	0	0	0
Sales-Supervision - Community Rel&Trade Shows 9110-04040	04040	9110	0	0	0	0
Sales-Demonstrating and sellin - Community Rel&Trade Shows 9120-04040	04040	9120	0	0	0	0
Sales-Advertising expenses - Community Rel&Trade Shows 9130-04040	04040	9130	0	0	0	0
Sales-Advertising expenses - Advertising 9130-04044	04044	9130	0	0	0	0
Distribution-Operation supervi - Customer Relations & Assist 8700-04046	04046	8700	0	0	0	0
Customer service-Operating Inf - Customer Relations & Assist 9090-04046	04046	9090	0	0	0	0
Sales-Supervision - Customer Relations & Assist 9110-04046	04046	9110	0	0	0	0
Sales-Demonstrating and sellin - Customer Relations & Assist 9120-04046	04046	9120	0	0	0	0
A&G-Property Insurance - Blueflame Property Insurance 9240-04059	04059	9240	0	0	0	0
A&G-Office supplies & expense - Insurance-Other 9210-04070	04070	9210	0	0	0	0
A&G-Property Insurance - Insurance Capitalized 9240-04072	04072	9240	0	0	0	0
Other deductions - Public Relations 4265-04146	04146	4265	0	0	0	0
Distribution-Operation supervi - Public Relations 8700-04146	04146	8700	0	0	0	0
Mains and Services Expenses - Public Relations 8740-04146	04146	8740	0	0	0	0
Meter and house regulator expe - Public Relations 8780-04146	04146	8780	0	0	0	0
Distribution-Other expenses - Public Relations 8800-04146	04146	8800	0	0	0	0
Storage-Operation supervision - Software Maintenance 8140-04201	04201	8140	0	0	0	0
Distribution-Operation supervi - Software Maintenance 8700-04201	04201	8700	0	0	0	0
Distribution-Operation supervi - IT Equipment 8700-04212	04212	8700	0	0	0	0

	subacct	acct	Budget 2013 June	Budget 2013 July	Budget 2013 August	Budget 2013 September
Mains and Services Expenses - Equipment Lease 8740-04301	04301	8740	0	0	0	0
Compressor station expenses - Heavy Equipment 8180-04302	04302	8180	0	0	0	0
Mains expenses - Heavy Equipment 8560-04302	04302	8560	0	0	0	0
Transmission-Maintenance of ma - Heavy Equipment 8630-04302	04302	8630	0	0	0	0
Distribution-Operation supervi - Heavy Equipment 8700-04302	04302	8700	0	0	0	0
Mains and Services Expenses - Heavy Equipment 8740-04302	04302	8740	0	0	0	0
Meter and house regulator expe - Heavy Equipment 8780-04302	04302	8780	0	0	0	0
Distribution-Maintenance of ol - Heavy Equipment 8940-04302	04302	8940	0	0	0	0
Compressor station expenses - Heavy Equipment Capitalized 8180-04307	04307	8180	0	0	0	0
Mains expenses - Heavy Equipment Capitalized 8560-04307	04307	8560	0	0	0	0
Transmission-Maintenance of ma - Heavy Equipment Capitalized 8630-04307	04307	8630	0	0	0	0
Distribution-Operation supervi - Heavy Equipment Capitalized 8700-04307	04307	8700	0	0	0	0
Mains and Services Expenses - Heavy Equipment Capitalized 8740-04307	04307	8740	0	0	0	0
Meter and house regulator expe - Heavy Equipment Capitalized 8780-04307	04307	8780	0	0	0	0
Distribution-Maintenance of ol - Heavy Equipment Capitalized 8940-04307	04307	8940	0	0	0	0
Storage well royalties - Building Lease/Rents Capitalized 8250-04580	04580	8250	0	0	0	0
Distribution-Operation supervi - Building Lease/Rents Capitalized 8700-04580	04580	8700	0	0	0	0
Distribution-Rents - Building Lease/Rents Capitalized 8810-04580	04580	8810	0	0	0	0
Storage well royalties - Building Lease/Rents 8250-04581	04581	8250	0	0	0	0
Distribution-Operation supervi - Building Lease/Rents 8700-04581	04581	8700	0	0	0	0
Distribution-Rents - Building Lease/Rents 8810-04581	04581	8810	0	0	0	0
A&G-Rents - Building Lease/Rents 8910-04581	04581	8910	0	0	0	0
Storage-Maintenance of structu - Building Maintenance 8310-04582	04582	8310	0	0	0	0
Distribution-Operation supervi - Building Maintenance 8700-04582	04582	8700	0	0	0	0
Mains and Services Expenses - Building Maintenance 8740-04582	04582	8740	0	0	0	0
Distribution-Measuring and reg - Building Maintenance 8750-04582	04582	8750	0	0	0	0
Distribution-Measuring and reg - Building Maintenance 8770-04582	04582	8770	0	0	0	0
Meter and house regulator expe - Building Maintenance 8780-04582	04582	8780	0	0	0	0
Distribution-Other expenses - Building Maintenance 8800-04582	04582	8800	0	0	0	0
Distribution-Rents - Building Maintenance 8810-04582	04582	8810	0	0	0	0
Distribution-Maintenance of st - Building Maintenance 8860-04582	04582	8860	0	0	0	0
Customer accounts-Customer rec - Building Maintenance 9030-04582	04582	9030	0	0	0	0
Customer service-Operating inf - Building Maintenance 9090-04582	04582	9090	0	0	0	0
Lines expenses - Utilities 8170-04590	04590	8170	0	0	0	0
Compressor station expenses - Utilities 8180-04590	04590	8180	0	0	0	0
Compressor station fuel and po - Utilities 8180-04590	04590	8180	0	0	0	0
Storage-Measuring and regulati - Utilities 8200-04590	04590	8200	0	0	0	0
Storage-Purification expenses - Utilities 8210-04590	04590	8210	0	0	0	0
Storage-Other expenses - Utilities 8240-04590	04590	8240	0	0	0	0
Storage well royalties - Utilities 8250-04590	04590	8250	0	0	0	0
Mains expenses - Utilities 8560-04590	04590	8560	0	0	0	0
Transmission-Measuring and reg - Utilities 8570-04590	04590	8570	0	0	0	0
Distribution-Operation supervi - Utilities 8700-04590	04590	8700	0	0	0	0
Distribution load dispatching - Utilities 8710-04590	04590	8710	0	0	0	0
Mains and Services Expenses - Utilities 8740-04590	04590	8740	0	0	0	0
Distribution-Measuring and reg - Utilities 8750-04590	04590	8750	0	0	0	0
Distribution-Measuring and reg - Utilities 8770-04590	04590	8770	0	0	0	0
Meter and house regulator expe - Utilities 8780-04590	04590	8780	0	0	0	0
Distribution-Rents - Utilities 8810-04590	04590	8810	0	0	0	0
Customer accounts-Customer rec - Utilities 9030-04590	04590	9030	0	0	0	0
Customer accounts-Customer rec - Refurbished Meters 9030-04595	04595	9030	0	0	0	0
Compressor station expenses - Capitalized Utility Costs 8180-04599	04599	8180	0	0	0	0
Mains expenses - Capitalized Utility Costs 8560-04599	04599	8560	0	0	0	0
Distribution-Operation supervi - Capitalized Utility Costs 8700-04599	04599	8700	0	0	0	0
Distribution-Other expenses - Capitalized Utility Costs 8800-04599	04599	8800	0	0	0	0
Distribution-Rents - Capitalized Utility Costs 8810-04599	04599	8810	0	0	0	0
Natural gas city gate purchase - Cashouts 8040-04740	04740	8040	0	0	0	0
Intercompany Gas Well-head Pur - Hedging Settlements 8001-04743	04743	8001	0	0	0	0
Natural gas field line purchas - Gas Purchases 8010-04751	04751	8010	0	0	0	0
Natural gas city gate purchase - Gas Purchases 8040-04751	04751	8040	0	0	0	0
Gas withdrawn from storage-Deb - Storage Injection/Withdrawal 8081-04755	04755	8081	0	0	0	0
Gas delivered to storage-Credi - Storage Injection/Withdrawal 8082-04755	04755	8082	0	0	0	0
Transmission and compression o - Demand Charges-Transportation 8580-04771	04771	8580	0	0	0	0
Transmission and compression o - Commodity Transportation 8580-04772	04772	8580	0	0	0	0
Transmission and compression o - Demand-Storage 8580-04773	04773	8580	0	0	0	0
Natural gas city gate purchase - Capacity Release 8040-04774	04774	8040	0	0	0	0
PGA for Residential - PGA Recoveries 8051-04775	04775	8051	951,311	807,059	810,853	805,209
PGA for Commercial - PGA Recoveries 8052-04775	04775	8052	673,185	659,136	650,304	656,858
PGA for Industrial - PGA Recoveries 8053-04775	04775	8053	198,442	120,859	163,315	109,742
PGA for Public Authorities - PGA Recoveries 8054-04775	04775	8054	147,082	123,504	126,175	125,160
PGA Offset to Unrecovered Gas - PGA Recoveries 8059-04775	04775	8059	0	0	0	0
Exchange gas - Imbalances 8050-04776	04776	8050	0	0	0	0
Other purchases - Reimbursement for Gas Loss 8050-04800	04800	8050	0	0	0	0
Gas used for other utility ope - Company Used Gas 8120-04801	04801	8120	0	0	0	0
Gas used for other utility ope - PGA Recoverable Company Used Gas 8120-04802	04802	8120	0	0	0	0
Unbilled PGA Cost - Unbilled PGA-Res 8058-04810	04810	8058	-179,007	-4,945	-549	-673
Unbilled PGA Cost - Unbilled PGA-Comm 8058-04820	04820	8058	-22,908	-6,885	-1,444	-1,824
Unbilled PGA Cost - Unbilled PGA-PA 8058-04822	04822	8058	-1,704	-876	961	-541
Distribution-Operation supervi - Office Supplies 8700-05010	05010	8700	0	0	0	0
Mains and Services Expenses - Office Supplies 8740-05010	05010	8740	0	0	0	0
Meter and house regulator expe - Office Supplies 8780-05010	05010	8780	0	0	0	0
Distribution-Other expenses - Office Supplies 8800-05010	05010	8800	0	0	0	0
Distribution-Rents - Office Supplies 8810-05010	05010	8810	0	0	0	0
Distribution-Maintenance of ol - Office Supplies 8940-05010	05010	8940	0	0	0	0
Customer accounts-Operation su - Office Supplies 9010-05010	05010	9010	0	0	0	0
Customer accounts-Customer rec - Office Supplies 9030-05010	05010	9030	0	0	0	0
Customer service-Operating inf - Office Supplies 9090-05010	05010	9090	0	0	0	0
Sales-Supervision - Office Supplies 9110-05010	05010	9110	0	0	0	0
Sales-Advertising expenses - Office Supplies 9130-05010	05010	9130	0	0	0	0
A&G-Office supplies & expense - Office Supplies 9210-05010	05010	9210	0	0	0	0

	subacct	Budget 2013 June	Budget 2013 July	Budget 2013 August	Budget 2013 September
A&G-Employee pensions and bene - Office Supplies 9260-05010	05010	0	0	0	0
Mains expenses - Postage/Delivery Services 8560-05111	05111	0	0	0	0
Distribution-Operation supervi - Postage/Delivery Services 8700-05111	05111	0	0	0	0
Mains and Services Expenses - Postage/Delivery Services 8740-05111	05111	0	0	0	0
Meter and house regulator expe - Postage/Delivery Services 8780-05111	05111	0	0	0	0
Distribution-Maintenance super - Postage/Delivery Services 8850-05111	05111	0	0	0	0
Customer accounts-Customer rec - Postage/Delivery Services 9030-05111	05111	0	0	0	0
A&G-Office supplies & expense - Postage/Delivery Services 9210-05111	05111	0	0	0	0
A&G-Employee pensions and bene - Postage/Delivery Services 9260-05111	05111	0	0	0	0
Distribution-Operation supervi - Monthly Lines and service 8700-05310	05310	0	0	0	0
Distribution-Operation supervi - Long Distance 8700-05312	05312	0	0	0	0
Sales-Supervision - Long Distance 9110-05312	05312	0	0	0	0
Distribution-Operation supervi - Toll Free Long Distance 8700-05314	05314	0	0	0	0
Distribution-Operation supervi - Measurement & Meter Reading 8700-05323	05323	0	0	0	0
Meter and house regulator expe - Measurement & Meter Reading 8780-05323	05323	0	0	0	0
Distribution-Operation supervi - WAN/LAN/Internet Service 8700-05331	05331	0	0	0	0
Distribution-Operation supervi - Cellular, radio, pager charges 8700-05364	05364	0	0	0	0
Mains and Services Expenses - Cellular, radio, pager charges 8740-05364	05364	0	0	0	0
Distribution-Maintenance of cl - Cellular, radio, pager charges 8940-05364	05364	0	0	0	0
Sales-Supervision - Cellular, radio, pager charges 9110-05364	05364	0	0	0	0
Distribution-Operation supervi - Cell service for MDT's, P.C.'s, SCADA 8700-05376	05376	0	0	0	0
Other deductions - Cell phone equipment and accessories 4265-05377	05377	0	0	0	0
Mains expenses - Cell phone equipment and accessories 8560-05377	05377	0	0	0	0
Distribution-Operation supervi - Cell phone equipment and accessories 8700-05377	05377	0	0	0	0
Mains and Services Expenses - Cell phone equipment and accessories 8740-05377	05377	0	0	0	0
Meter and house regulator expe - Cell phone equipment and accessories 8780-05377	05377	0	0	0	0
Sales-Supervision - Cell phone equipment and accessories 9110-05377	05377	0	0	0	0
Distribution-Operation supervi - Capitalized Telecom Costs 8700-05399	05399	0	0	0	0
Mains and Services Expenses - Capitalized Telecom Costs 8740-05399	05399	0	0	0	0
Meter and house regulator expe - Capitalized Telecom Costs 8780-05399	05399	0	0	0	0
Distribution-Maintenance of cl - Capitalized Telecom Costs 8940-05399	05399	0	0	0	0
Sales-Supervision - Capitalized Telecom Costs 9110-05399	05399	0	0	0	0
Civic, Political and Related - Meals and Entertainment 4264-05411	05411	0	0	0	0
Other deductions - Meals and Entertainment 4265-05411	05411	1,428	1,428	1,428	1,427
Mains expenses - Meals and Entertainment 8560-05411	05411	0	0	0	0
Distribution-Operation supervi - Meals and Entertainment 8700-05411	05411	0	0	0	0
Mains and Services Expenses - Meals and Entertainment 8740-05411	05411	0	0	0	0
Distribution-Measuring and reg - Meals and Entertainment 8750-05411	05411	0	0	0	0
Distribution-Measuring and reg - Meals and Entertainment 8770-05411	05411	0	0	0	0
Meter and house regulator expe - Meals and Entertainment 8780-05411	05411	0	0	0	0
Distribution-Other expenses - Meals and Entertainment 8800-05411	05411	0	0	0	0
Distribution-Maintenance super - Meals and Entertainment 8850-05411	05411	0	0	0	0
Customer accounts-Operation su - Meals and Entertainment 9010-05411	05411	0	0	0	0
Customer accounts-Meter readin - Meals and Entertainment 9020-05411	05411	0	0	0	0
Customer accounts-Customer rec - Meals and Entertainment 9030-05411	05411	0	0	0	0
Customer service-Operating Inf - Meals and Entertainment 9090-05411	05411	0	0	0	0
Sales-Supervision - Meals and Entertainment 9110-05411	05411	0	0	0	0
A&G-Office supplies & expense - Meals and Entertainment 9210-05411	05411	0	0	0	0
Miscellaneous general expenses - Meals and Entertainment 9302-05411	05411	0	0	0	0
Other deductions - Spousal & Dependent Travel 4265-05412	05412	0	0	0	0
Distribution-Operation supervi - Spousal & Dependent Travel 8700-05412	05412	0	0	0	0
Meter and house regulator expe - Spousal & Dependent Travel 8780-05412	05412	0	0	0	0
Distribution-Maintenance super - Spousal & Dependent Travel 8850-05412	05412	0	0	0	0
Customer accounts-Operation su - Spousal & Dependent Travel 9010-05412	05412	0	0	0	0
Customer accounts-Customer rec - Spousal & Dependent Travel 9030-05412	05412	0	0	0	0
Sales-Supervision - Spousal & Dependent Travel 9110-05412	05412	0	0	0	0
A&G-Office supplies & expense - Spousal & Dependent Travel 9210-05412	05412	0	0	0	0
Other deductions - Transportation 4265-05413	05413	0	0	0	0
Distribution-Operation supervi - Transportation 8700-05413	05413	0	0	0	0
Mains and Services Expenses - Transportation 8740-05413	05413	0	0	0	0
Meter and house regulator expe - Transportation 8780-05413	05413	0	0	0	0
Customer accounts-Operation su - Transportation 9010-05413	05413	0	0	0	0
Customer accounts-Meter readin - Transportation 9020-05413	05413	0	0	0	0
Customer accounts-Customer rec - Transportation 9030-05413	05413	0	0	0	0
Customer service-Operating Inf - Transportation 9090-05413	05413	0	0	0	0
Sales-Supervision - Transportation 9110-05413	05413	0	0	0	0
A&G-Office supplies & expense - Transportation 9210-05413	05413	0	0	0	0
Miscellaneous general expenses - Transportation 9302-05413	05413	0	0	0	0
Other deductions - Lodging 4265-05414	05414	32,100	0	0	0
Wells expenses - Lodging 8180-05414	05414	0	0	0	0
Mains expenses - Lodging 8560-05414	05414	0	0	0	0
Distribution-Operation supervi - Lodging 8700-05414	05414	0	0	0	0
Mains and Services Expenses - Lodging 8740-05414	05414	0	0	0	0
Distribution-Measuring and reg - Lodging 8750-05414	05414	0	0	0	0
Meter and house regulator expe - Lodging 8780-05414	05414	0	0	0	0
Customer accounts-Operation su - Lodging 9010-05414	05414	0	0	0	0
Customer accounts-Meter readin - Lodging 9020-05414	05414	0	0	0	0
Customer accounts-Customer rec - Lodging 9030-05414	05414	0	0	0	0
Customer service-Operating Inf - Lodging 9090-05414	05414	0	0	0	0
Sales-Supervision - Lodging 9110-05414	05414	0	0	0	0
A&G-Office supplies & expense - Lodging 9210-05414	05414	0	0	0	0
Miscellaneous general expenses - Lodging 9302-05414	05414	0	0	0	0
Distribution-Measuring and reg - Membership Fees 8750-05415	05415	0	0	0	0
Distribution-Other expenses - Membership Fees 8800-05415	05415	0	0	0	0
Customer service-Operating Inf - Membership Fees 9090-05415	05415	0	0	0	0
A&G-Office supplies & expense - Membership Fees 9210-05415	05415	0	0	0	0
A&G-Office supplies & expense - Club Dues - Deductible 9210-05417	05417	0	0	0	0
Miscellaneous general expenses - Club Dues - Deductible 9302-05417	05417	0	0	0	0
A&G Injuries & damages - Settlement 9250-05418	05418	0	0	0	0
Other deductions - Misc Employee Expense 4265-05419	05419	0	0	0	0

	subacct	acct	Budget 2013 June	Budget 2013 July	Budget 2013 August	Budget 2013 September
Mains expenses - Misc Employee Expense 8560-05419	05419	8560	0	0	0	0
Distribution-Operation supervi - Misc Employee Expense 8700-05419	05419	8700	0	0	0	0
Mains and Services Expenses - Misc Employee Expense 8740-05419	05419	8740	0	0	0	0
Meter and house regulator expe - Misc Employee Expense 8780-05419	05419	8780	0	0	0	0
A&G-Office supplies & expense - Misc Employee Expense 9210-05419	05419	9210	0	0	0	0
A&G-Employee pensions and bene - Misc Employee Expense 9260-05419	05419	9260	0	0	0	0
Distribution-Operation supervi - Employee Development 8700-05420	05420	8700	0	0	0	0
Sales-Supervision - Employee Development 9110-05420	05420	9110	0	0	0	0
Sales-Demonstrating and sellin - Employee Development 9120-05420	05420	9120	0	0	0	0
Distribution-Operation supervi - Training 8700-05421	05421	8700	0	0	0	0
Mains and Services Expenses - Training 8740-05421	05421	8740	0	0	0	0
Distribution-Measuring and reg - Training 8750-05421	05421	8750	0	0	0	0
A&G-Office supplies & expense - Training 9210-05421	05421	9210	0	0	0	0
Mains and Services Expenses - Books & Manuals 8740-05424	05424	8740	0	0	0	0
Distribution-Operation supervi - Safety Training 8700-05426	05426	8700	0	0	0	0
Mains and Services Expenses - Safety Training 8740-05426	05426	8740	0	0	0	0
Distribution-Other expenses - Technical (Job Skills) Training 8800-05427	05427	8800	0	0	0	0
A&G-Employee pensions and bene - Technical (Job Skills) Training 9260-05427	05427	9260	0	0	0	0
A&G-Outside services employed - Gas Supplies Services 9230-05430	05430	9230	0	0	0	0
Wells expenses - Contract Labor 8160-06111	06111	8160	0	0	0	0
Compressor station expenses - Contract Labor 8160-06111	06111	8160	0	0	0	0
Storage-Measuring and regulat - Contract Labor 8200-06111	06111	8200	0	0	0	0
Storage-Purification expenses - Contract Labor 8210-06111	06111	8210	0	0	0	0
Storage-Maintenance of structu - Contract Labor 8310-06111	06111	8310	0	0	0	0
Mains expenses - Contract Labor 8560-06111	06111	8560	0	0	0	0
Transmission-Measuring and reg - Contract Labor 8570-06111	06111	8570	0	0	0	0
Transmission-Maintenance of ma - Contract Labor 8630-06111	06111	8630	0	0	0	0
Distribution-Operation supervi - Contract Labor 8700-06111	06111	8700	0	0	0	0
Mains and Services Expenses - Contract Labor 8740-06111	06111	8740	0	0	0	0
Distribution-Measuring and reg - Contract Labor 8770-06111	06111	8770	0	0	0	0
Distribution-Maint of mains - Contract Labor 8870-06111	06111	8870	0	0	0	0
Customer accounts-Meter readin - Contract Labor 9020-06111	06111	9020	0	0	0	0
Customer accounts-Customer rec - Contract Labor 9030-06111	06111	9030	0	0	0	0
A&G-Employee pensions and bene - Contract Labor 9260-06111	06111	9260	0	0	0	0
A&G-Regulatory commission expe - Contract Labor 9280-06111	06111	9280	0	0	0	0
Customer accounts-Customer rec - Collection Fees 9030-06112	06112	9030	0	0	0	0
A&G-Outside services employed - Legal 9230-06121	06121	9230	0	0	0	0
Mains and Services Expenses - Damages 8740-07111	07111	8740	0	0	0	0
Distribution-Operation supervi - Environmental & Safety 8700-07120	07120	8700	0	0	0	0
Mains and Services Expenses - Environmental & Safety 8740-07120	07120	8740	0	0	0	0
Customer accounts-Customer rec - Environmental & Safety 9030-07120	07120	9030	0	0	0	0
Mains expenses - Uniforms 8560-07443	07443	8560	0	0	0	0
Distribution-Operation supervi - Uniforms 8700-07443	07443	8700	0	0	0	0
Mains and Services Expenses - Uniforms 8740-07443	07443	8740	0	0	0	0
Meter and house regulator expe - Uniforms 8780-07443	07443	8780	0	0	0	0
Customer accounts-Meter readin - Uniforms 9020-07443	07443	9020	0	0	0	0
A&G-Employee pensions and bene - Uniforms 9260-07443	07443	9260	0	0	0	0
Mains expenses - Uniforms Capitalized 8560-07444	07444	8560	0	0	0	0
Distribution-Operation supervi - Uniforms Capitalized 8700-07444	07444	8700	0	0	0	0
Mains and Services Expenses - Uniforms Capitalized 8740-07444	07444	8740	0	0	0	0
Meter and house regulator expe - Uniforms Capitalized 8780-07444	07444	8780	0	0	0	0
Customer accounts-Meter readin - Uniforms Capitalized 9020-07444	07444	9020	0	0	0	0
A&G-Employee pensions and bene - Uniforms Capitalized 9260-07444	07444	9260	0	0	0	0
Civic, Political and Related - Restricted Stock - Long Term Incent 4264-07458	07458	4264	527	545	545	527
Other deductions - Misc Employee Welfare Exp 4265-07499	07499	4265	0	0	0	0
Distribution-Operation supervi - Misc Employee Welfare Exp 8700-07499	07499	8700	0	0	0	0
Mains and Services Expenses - Misc Employee Welfare Exp 8740-07499	07499	8740	0	0	0	0
Meter and house regulator expe - Misc Employee Welfare Exp 8780-07499	07499	8780	0	0	0	0
Distribution-Other expenses - Misc Employee Welfare Exp 8800-07499	07499	8800	0	0	0	0
Customer accounts-Meter readin - Misc Employee Welfare Exp 9020-07499	07499	9020	0	0	0	0
Customer accounts-Customer rec - Misc Employee Welfare Exp 9030-07499	07499	9030	0	0	0	0
A&G-Office supplies & expense - Misc Employee Welfare Exp 9210-07499	07499	9210	0	0	0	0
A&G-Injuries & damages - Misc Employee Welfare Exp 9250-07499	07499	9250	0	0	0	0
A&G-Employee pensions and bene - Misc Employee Welfare Exp 9260-07499	07499	9260	0	0	0	0
Other deductions - Association Dues 4265-07510	07510	4265	0	0	0	0
Distribution-Operation supervi - Association Dues 8700-07510	07510	8700	0	0	0	0
Customer service-Operating Inf - Association Dues 9090-07510	07510	9090	0	0	0	0
Sales-Supervision - Association Dues 9110-07510	07510	9110	0	0	0	0
Sales-Demonstrating and sellin - Association Dues 9120-07510	07510	9120	0	0	0	0
Miscellaneous general expenses - Association Dues 9302-07510	07510	9302	0	0	0	0
Other deductions - Donations 4265-07520	07520	4265	0	0	0	0
Donations - Misc General Expense 4261-07590	07590	4261	0	1,500	0	500
Other deductions - Misc General Expense 4265-07590	07590	4265	185	185	0	190
Storage-Operation supervision - Misc General Expense 8140-07590	07590	8140	0	0	0	0
Wells expenses - Misc General Expense 8160-07590	07590	8160	0	0	0	0
Storage well royalties - Misc General Expense 8250-07590	07590	8250	0	0	0	0
Distribution-Operation supervi - Misc General Expense 8700-07590	07590	8700	0	0	0	0
Distribution load dispatching - Misc General Expense 8710-07590	07590	8710	0	0	0	0
Mains and Services Expenses - Misc General Expense 8740-07590	07590	8740	0	0	0	0
Distribution-Measuring and reg - Misc General Expense 8750-07590	07590	8750	0	0	0	0
Distribution-Rents - Misc General Expense 8810-07590	07590	8810	0	0	0	0
Customer accounts-Meter readin - Misc General Expense 9020-07590	07590	9020	0	0	0	0
Customer service-Operating Inf - Misc General Expense 9090-07590	07590	9090	0	0	0	0
A&G-Office supplies & expense - Misc General Expense 9210-07590	07590	9210	0	0	0	0
A&G-Employee pensions and bene - Misc General Expense 9260-07590	07590	9260	0	0	0	0
A&G-Franchise requirements - Misc General Expense 9270-07590	07590	9270	0	0	0	0
A&G-Regulatory commission expe - Misc General Expense 9280-07590	07590	9280	0	0	0	0
A&G-Office supplies & expense - Vendor Comp Sales Tax 9210-07592	07592	9210	0	0	0	0
A&G-Administrative expense tra - Admin & General Expenses 9320-09341	09341	9320	414,529	427,016	419,873	413,848
Depreciation Expense - Depr & Taxes Other Expense 4030-09344	09344	4030	0	0	0	0



	stbarcot	acct	Budget 2013	Budget 2013	Budget 2013	Budget 2013
			June	July	August	September
Amortization of gas plant acct - Depr & Taxes Other Expense 4060-09344	09344	4060	0	0	0	0
Taxes other than income taxes, - Taxes Other Than Inc Tax 4081-09345	09345	4081	0	0	0	0
Distribution-Operation superv - Reimbursements 8700-09911	09911	8700	0	0	0	0
Mains and Services Expenses - Reimbursements 8740-09911	09911	8740	0	0	0	0
Customer accounts-Uncollectbl - Cust Uncol Acct/Write Off 9040-09927	09927	9040	16,254	15,893	16,054	15,920
Depreciation Expense - Depr Exp-Natural Gas Prod 4030-30002	30002	4030	0	0	0	0
Depreciation Expense - Depr Exp-Transmission Plant 4030-30004	30004	4030	0	0	0	0
Depreciation Expense - Depr Exp-Distribution Plant 4030-30005	30005	4030	0	0	0	0
Depreciation Expense - Depr Exp-General Plant 4030-30007	30007	4030	0	0	0	0
Depreciation Expense - Vehicle Depreciation 4030-30031	30031	4030	0	0	0	0
Depreciation Expense - Vehicle Depreciation Capitalized 4030-30032	30032	4030	0	0	0	0
Depreciation Expense - Heavy Equipment Depreciation 4030-30041	30041	4030	0	0	0	0
Depreciation Expense - Heavy Equipment Depreciation Capital 4030-30042	30042	4030	0	0	0	0
Depreciation Expense - Tools & Shop Depreciation 4030-30061	30061	4030	0	0	0	0
Depreciation Expense - Tools & Shop Depreciation Capitalize 4030-30062	30062	4030	0	0	0	0
Taxes other than income taxes, - Ad Valorem - Accrual 4081-30101	30101	4081	271,668	271,668	271,668	271,668
Taxes other than income taxes, - Taxes Property And Other 4081-30102	30102	4081	0	0	0	0
Taxes other than income taxes, - City Franchise 4081-30107	30107	4081	0	0	0	0
Taxes other than income taxes, - Dot Transmission User Tax 4081-30108	30108	4081	0	0	0	0
Taxes other than income taxes, - Public Serv Comm Assessment 4081-30112	30112	4081	18,969	18,962	16,962	16,962
Other Interest expense - Cust Deps-By Acct/Dr 4310-30119	30119	4310	0	0	0	0
Other Interest expense - Int on Taxes 4310-30157	30157	4310	0	0	0	0
Income taxes, utility operatin - Federal Income Taxes 4091-30201	30201	4091	0	0	0	0
Provision for deferred income - Federal Income Taxes 4101-30201	30201	4101	0	0	0	0
Income taxes, utility operatin - State Income Taxes 4091-30202	30202	4091	0	0	0	0
Provision for deferred income - State Income Taxes 4101-30202	30202	4101	0	0	0	0
Costs and Expenses of Merchand - Costs from EDS field 4180-30411	30411	4180	0	0	0	0
Revenues from nonutility opera - Misc Other Revenue 4170-30526	30526	4170	0	0	0	0
Miscellaneous nonoperating inc - Incentive Rates Income 4210-30607	30607	4210	85,647	84,189	87,403	481,377
Donations - Education 4261-30702	30702	4261	0	0	0	0
Donations - United Way Agencies 4261-30703	30703	4261	0	0	0	0
Donations - Health 4261-30705	30705	4261	0	0	0	0
Other deductions - Health 4265-30705	30705	4265	0	0	0	0
Donations - Museums & Arts 4261-30706	30706	4261	0	0	0	0
Other deductions - Museums & Arts 4265-30706	30706	4265	0	0	0	0
Donations - Salvation Army 4261-30709	30709	4261	0	0	0	0
Donations - Youth Clubs & Centers 4261-30710	30710	4261	0	0	0	0
Donations - Energy Assistance Program 4261-30711	30711	4261	4,432	4,432	4,432	4,432
Donations - American Red Cross 4261-30713	30713	4261	0	0	0	0
Donations - Community Welfare 4261-30736	30736	4261	0	0	0	0
Other deductions - Community Welfare 4265-30736	30736	4265	0	0	0	0
Civic, Political and Related - Political Activities 4264-30737	30737	4264	16,507	17,733	16,654	15,335
Other deductions - Misc Income Deductions 4265-30740	30740	4265	0	0	0	0
Other deductions - Entertainment & Sports Events 4265-30743	30743	4265	0	0	0	3,750
Residential sales - Gas Rev-Dist Inc 4800-31101	31101	4800	3,998,867	3,179,568	3,180,154	3,159,940
Unbilled Residential Revenue - Gas Rev-Dist Inc 4805-31101	31101	4805	-229,212	-17,807	-1,967	-7,094
Commercial Revenue-Banner - Gas Rev-Dist Inc 4811-31101	31101	4811	1,461,540	1,422,375	1,420,232	1,411,665
Industrial Revenue-Banner - Gas Rev-Dist Inc 4812-31101	31101	4812	241,885	151,040	201,444	137,534
Unbilled Comm Revenue - Gas Rev-Dist Inc 4815-31101	31101	4815	-30,569	-13,778	-2,890	-3,624
Other Sales to Public Authort - Gas Rev-Dist Inc 4820-31101	31101	4820	236,217	206,376	210,330	208,566
Unbilled Public Authority Revs - Gas Rev-Dist Inc 4825-31101	31101	4825	-2,081	-1,066	1,171	-695
Revenue-Transportation Distrib - Handbill Est - Unbilled 4893-31160	31160	4893	0	0	0	0
Forfeited discounts - Forfeited Disc-Dist Plant Inc 4870-31201	31201	4870	43,613	35,956	32,630	34,028
Miscellaneous service revenues - Misc Service Revenue 4830-31301	31301	4830	47,375	43,416	50,176	63,851
Revenue-Transportation Distrib - Gas Transport Rev-Distr 4893-31304	31304	4893	877,393	818,079	897,726	884,952
Depreciation Expense - Billing for Taxes Other and Depr 4030-41124	41124	4030	128,389	128,587	128,910	138,703
Taxes other than income taxes, - Billing for Taxes Other and Dapr 4081-41124	41124	4081	30,021	30,021	30,021	30,021
Depreciation Expense - Billing for CSC Depr & Taxes Other 4030-41129	41129	4030	0	0	0	0
Taxes other than income taxes, - Billing for CSC Depr & Taxes Other 4081-41129	41129	4081	0	0	0	0
Taxes other than income taxes, - Billing for SS Depr & Taxes Other 4081-41130	41130	4081	0	0	0	0
A&G-Administrative expense tra - Billing for CSC C&M 5220-41131	41131	5220	198,832	222,420	209,114	204,065
A&G-Administrative expense tra - Billing for SS C&M 5220-41132	41132	5220	294,133	319,895	300,307	299,182
Regulatory Credits - Billed from BTL SS 4074-41134	41134	4074	0	0	0	0
Interest and dividend income - Billed from BTL SS 4160-41134	41134	4160	4,304	4,279	4,254	4,229
Miscellaneous nonoperating inc - Billed from BTL SS 4210-41134	41134	4210	0	0	0	0
Donations - Billed from BTL SS 4261-41134	41134	4261	0	0	0	0
Penalties - Billed from BTL SS 4263-41134	41134	4263	0	0	0	0
Civic, Political and Related - Billed from BTL SS 4264-41134	41134	4264	0	0	0	0
Other deductions - Billed from BTL SS 4265-41134	41134	4265	0	0	0	0
Interest on long-Term debt - Billed from BTL SS 4270-41134	41134	4270	514,906	514,906	514,906	514,906
Amortization of debt discount - Billed from BTL SS 4280-41134	41134	4280	0	0	0	0
Amortization of loss on resagru - Billed from BTL SS 4281-41134	41134	4281	0	0	0	0
Interest on debt to associated - Billed from BTL SS 4300-41154	41134	4300	0	0	0	0
Other Interest expensa - Billed from BTL SS 4310-41134	41134	4310	15,324	15,815	16,446	33,446
Allowance for borrowed funds u - Billed from BTL SS 4320-41134	41134	4320	0	0	0	0
Regulatory Debits - Billed from BTL HQ 4073-41136	41136	4073	0	0	0	0
Regulatory Credits - Billed from BTL HQ 4074-41136	41136	4074	0	0	0	0
Revenues from nonutility opera - Billed from BTL HQ 4170-41136	41136	4170	0	0	0	0
Donations - Billed from BTL HQ 4261-41136	41136	4261	5,919	5,919	5,919	5,919
Civic, Political and Related - Billed from BTL HQ 4264-41136	41136	4264	0	0	0	0
Other deductions - Billed from BTL HQ 4265-41136	41136	4265	398	398	398	453
Amortization of debt discount - Billed from BTL HQ 4280-41136	41136	4280	0	0	0	0
Income Statement - Net Income (Loss)			115,137	-81,946	50,134	244,940





	Fiscal 2012	Fiscal 2012	Fiscal 2012	Fiscal 2012	Fiscal 2013	Fiscal 2013	Fiscal 2013	Fiscal 2013	Fiscal 2013	Fiscal 2013	Fiscal 2013	Fiscal 2013	Budget	Budget	Budget	Budget	Budget
	July	August	September	October	November	December	January	February	March	April	May	June	February	March	April	May	June
A&G-Employee pensions and bene - Other Benefits Variance 9260-01201	01201	18,741	31,394	60,392	0	0	270,025	0	0	0	0	0	0	0	0	0	0
A&G-Employee pensions and bene - Pension Benefits Load 9260-01292	01202	14,636	16,198	15,950	-24,991	29,407	23,226	24,371	20,627	0	0	0	0	0	0	0	0
A&G-Employee pensions and bene - FAS106 Benefits Load 9260-01203	01203	21,039	21,408	18,806	37,025	45,048	35,980	36,375	31,569	0	0	0	0	0	0	0	0
A&G-Employee pensions and bene - Pension Benefits Variance 9260-01206	01206	20,011	85,344	29,556	-22,711	-26,718	-2,501	-20,632	23,737	0	0	0	0	0	0	0	0
A&G-Employee pensions and bene - FAS106 Benefits Variance 9260-01207	01207	43,824	136,063	56,276	-76,529	-96,230	-49,316	-74,435	-7,695	0	0	0	0	0	0	0	0
A&G-Employee pensions and bene - Medical Benefits Load 9260-01251	01251	0	0	0	32,746	39,001	30,803	31,924	27,356	0	0	0	0	0	0	0	0
A&G-Employee pensions and bene - Medical Benefits Variance 9260-01252	01252	0	0	0	-18,852	-113,810	105,885	-352,735	-142	0	0	0	0	0	0	0	0
A&G-Employee pensions and bene - Medical Benefits Load Projects 9260-01253	01253	0	0	0	691	11,643	1,407	28	619	0	0	0	0	0	0	0	0
A&G-Employee pensions and bene - Empr ESOP Benefits Load 9260-01257	01257	0	0	0	7,960	9,385	7,412	7,682	5,583	0	0	0	0	0	0	0	0
A&G-Employee pensions and bene - Empr ESOP Benefits Variance 9260-01258	01258	0	0	0	-10,219	-15,185	-8,966	-9,529	-1,086	0	0	0	0	0	0	0	0
A&G-Employee pensions and bene - Empr ESOP Benefits Load Projects 9260-01259	01259	0	0	0	165	3,122	365	7	191	0	0	0	0	0	0	0	0
A&G-Employee pensions and bene - Emp HSA Benefits Load 9260-01260	01260	0	0	0	88	104	82	85	73	0	0	0	0	0	0	0	0
A&G-Employee pensions and bene - Emp HSA Benefits Variance 9260-01261	01261	0	0	0	2,178	-659	-433	6,147	808	0	0	0	0	0	0	0	0
A&G-Employee pensions and bene - Emp HSA Benefits Load Projects 9260-01262	01262	0	0	0	2	31	4	0	2	0	0	0	0	0	0	0	0
A&G-Employee pensions and bene - RSP FACC Benefits Load 9260-01263	01263	0	0	0	676	1,043	824	854	731	0	0	0	0	0	0	0	0
A&G-Employee pensions and bene - RSP FACC Benefits Variance 9260-01264	01264	0	0	0	-4,816	-3,851	-3,996	-3,399	-3,556	0	0	0	0	0	0	0	0
A&G-Employee pensions and bene - RSP FACC Benefits Load Projects 9260-01265	01265	0	0	0	4	88	8	0	4	0	0	0	0	0	0	0	0
A&G-Employee pensions and bene - Basic Life Benefits Load 9260-01266	01266	0	0	0	876	1,043	824	854	731	0	0	0	0	0	0	0	0
A&G-Employee pensions and bene - Basic Life Benefits Variance 9260-01267	01267	0	0	0	-22	-638	244	-252	-259	0	0	0	0	0	0	0	0
A&G-Employee pensions and bene - Basic Life Benefits Load Projects 9260-01268	01268	0	0	0	40	330	40	1	18	0	0	0	0	0	0	0	0
A&G-Employee pensions and bene - LTD Benefits Load 9260-01269	01269	0	0	0	1,576	1,877	1,462	1,536	1,372	0	0	0	0	0	0	0	0
A&G-Employee pensions and bene - LTD Benefits Variance 9260-01270	01270	0	0	0	-2,142	-2,436	-965	-2,872	-2,732	0	0	0	0	0	0	0	0
A&G-Employee pensions and bene - LTD Benefits Load Projects 9260-01271	01271	0	0	0	32	535	65	1	28	0	0	0	0	0	0	0	0
A&G-Employee pensions and bene - Other Benefits Load Projects 9260-01290	01290	852	0	0	0	0	0	0	0	0	0	0	0	0	0	0	0
A&G-Employee pensions and bene - Pension Benefits Load Projects 9260-01291	01291	327	0	0	519	8,739	1,056	21	464	0	0	0	0	0	0	0	0
A&G-Employee pensions and bene - FAS106 Benefits Load Projects 9260-01292	01292	461	0	0	796	13,403	1,620	32	712	0	0	0	0	0	0	0	0
A&G-Employee pensions and bene - Service Awards 9260-07421	07421	5,699	9,002	6,632	9,200	13,452	3,653	1,919	0	0	0	0	0	0	0	0	0
A&G-Employee pensions and bene - Uniforms 9260-07443	07443	0	0	0	0	0	0	0	118	0	0	0	0	0	0	0	0
A&G-Employee pensions and bene - Uniforms Capitalized 9260-07444	07444	0	0	0	0	0	0	0	-43	0	0	0	0	0	0	0	0
A&G-Employee pensions and bene - Capitalized Restricted Stock 9260-07450	07450	-11,391	-11,797	-31,578	-6,300	-10,004	-9,944	-8,150	-22,217	0	0	0	0	0	0	0	0
A&G-Employee pensions and bene - Variable Pay & Merit Incentive Plans 9260-07452	07452	0	0	616,362	169,804	196,000	196,000	406,813	275,614	0	0	0	0	0	0	0	0
A&G-Employee pensions and bene - VPP & MIP - Capital Credit 9260-07454	07454	0	0	-329,682	-80,000	-103,000	-202,000	-150,165	0	0	0	0	0	0	0	0	0
A&G-Employee pensions and bene - Restricted Stock - Long Term Incent 9260-07458	07458	9,578	9,578	20,616	1,299	7,003	7,226	7,502	7,429	0	0	0	0	0	0	0	0
A&G-Employee pensions and bene - RSU-Long Term Incentive Plan - Tmz 9260-07460	07460	9,517	9,517	24,775	8,724	8,443	8,712	8,724	19,583	0	0	0	0	0	0	0	0
A&G-Employee pensions and bene - RSU-Management Incentive Plan 9260-07463	07463	2,178	2,178	17,874	1,063	8,616	1,070	1,075	5,728	0	0	0	0	0	0	0	0
A&G-Employee pensions and bene - COLI CSV & Premiums 9260-07487	07487	683	683	683	683	683	683	683	683	0	0	0	0	0	0	0	0
A&G-Employee pensions and bene - NO Retirement Cost 9260-07489	07489	14,836	14,836	14,836	16,354	16,354	16,354	16,354	16,354	0	0	0	0	0	0	0	0
A&G-Employee pensions and bene - SBRR Capitalized 9260-07490	07490	-4,197	-4,197	-4,197	-5,538	-5,538	-5,538	-5,538	-5,538	0	0	0	0	0	0	0	0
A&G-Employee pensions and bene - Misc Employee Welfare Exp 9260-07499	07499	714	5,000	1,357	1,623	1,783	1,091	1,507	2,580	0	0	0	0	0	0	0	0
A&G-Employee pensions and bene - Misc General Expense 9260-07590	07590	0	0	0	0	0	0	653	8	0	0	0	0	0	0	0	0
Miscellaneous general expenses - Membership Fees 9302-05415	05415	0	0	2,880	0	0	0	0	0	0	0	0	0	0	0	0	0
Miscellaneous general expenses - Association Dues 9302-07510	07510	19,899	7,299	7,299	28,816	7,266	7,266	7,517	7,517	0	0	0	0	0	0	0	0
A&G-Rents - Building Lease/Rents Capitalized 9310-04580	04580	-301	-474	-377	-301	-1,970	-1,931	-1,947	-1,845	0	0	0	0	0	0	0	0
A&G-Rents - Building Lease/Rents 9310-04581	04581	1,351	1,351	1,351	1,351	6,667	6,667	6,667	6,667	0	0	0	0	0	0	0	0
A&G-Rents - Building Maintenance 9310-04582	04582	78	74	59	3	3	4	4	4	0	0	0	0	0	0	0	0
Other storage-Maintenance of s - Non-project Labor 8432-01000	01000	0	1,965	0	0	0	0	0	0	0	0	0	0	0	0	0	0
Other storage-Maintenance of s - Expense Labor Accrual 8432-01008	01008	0	992	-992	0	0	0	0	0	0	0	0	0	0	0	0	0
Transmission-Maintenance of me - Non-inventory Supplies 8650-02005	02005	14	15	29	0	1,473	14	0	0	0	0	0	0	0	0	0	0
A&G-Maintenance of general pla - Offsite Storage 9320-04085	04085	0	0	0	0	0	178	152	0	0	0	0	0	0	0	0	0
A&G-Administrative expense tra - Admin & General Expenses 9220-09341	09341	-986,172	-1,144,379	-1,119,549	-440,534	-672,862	-914,246	-808,541	-862,382	0	0	0	-999,146	-1,083,971	-1,045,009	-1,083,080	-1,016,002
A&G-Administrative expense tra - Billd from Accounting 9220-41101	41101	205,299	203,293	205,709	200,438	212,383	182,492	192,877	194,712	0	0	0	183,942	199,899	199,946	211,632	189,543
A&G-Administrative expense tra - Billd from Customer Service Center 9220-41103	41103	492,814	495,077	511,255	512,975	508,606	624,405	541,655	563,334	0	0	0	558,143	603,496	621,161	626,048	661,772
A&G-Administrative expense tra - Billd from Gas Control 9220-41105	41105	114,342	108,932	49,041	100,628	100,833	87,834	102,675	78,689	0	0	0	158,940	150,823	170,339	166,347	152,366
A&G-Administrative expense tra - Billd from Civil Affairs 9220-41106	41106	42,472	37,932	55,437	43,322	39,823	45,724	61,118	30,795	0	0	0	35,032	37,638	39,238	43,194	36,999
A&G-Administrative expense tra - Billd from HR 9220-41107	41107	83,668	80,462	89,579	72,821	80,723	86,685	81,836	73,946	0	0	0	81,974	85,260	87,652	98,481	83,557
A&G-Administrative expense tra - Billd from HR Other 9220-41108	41108	135,199	96,135	471,216	228,760	238,251	302,029	160,954	280,378	0	0	0	277,760	124,505	120,473	120,329	129,786
A&G-Administrative expense tra - Billd from IT 9220-41109	41109	243,757	233,707	267,792	325,552	256,464	286,126	245,408	246,248	0	0	0	233,031	245,663	251,530	263,719	244,398
A&G-Administrative expense tra - Billd from Investor Relations 9220-41112	41112	12,479	11,309	8,347	8,383	11,145	12,896	9,860	8,919	0	0	0	9,235	10,285	19,353	12,082	9,288
A&G-Administrative expense tra - Billd from Legal 9220-41113	41113	48,739	46,376	42,759	44,791	52,745	49,793	48,273	45,692	0	0	0	44,766	46,995	48,346	59,168	46,426
A&G-Administrative expense tra - Billd from Corp Secretary 9220-41114	41114	33,320	10,799	26,135	43,208	9,648	27,593	94,395	14,797	0	0	0	32,389	170,565	20,439	20,377	31,682
A&G-Administrative expense tra - Billd from Planning & Budget 9220-41115	41115	21,244	18,776	19,174	18,242	19,885	17,961	17,788	18,204	0	0	0	21,758	22,699	30,302	26,313	22,432
A&G-Administrative expense tra - Billd from Rates 9220-41116	41116	32,839	29,936	27,897	28,564	29,998	29,596	29,576	25,021	0	0	0	31,209	32,601	33,326	38,064	41,855
A&G-Administrative expense tra - Billd from Purchasing 9220-41117	41117	24,054	26,091	23,643	22,783												

subacct	Fiscal 2012	Fiscal 2012	Fiscal 2012	Fiscal 2013	Fiscal 2013	Fiscal 2013	Fiscal 2013	Fiscal 2013	Fiscal 2013	Fiscal 2013	Fiscal 2013	Fiscal 2013	Budget	Budget	Budget	Budget	Budget	
	July	August	September	October	November	December	January	February	March	April	May	June	2013	2013	2013	2013	2013	
Taxes other than income taxes, - Ad Valorem - Accrual 4081-30101	30101	10,000	10,000	10,000	10,000	10,000	10,000	10,000	10,000	10,000	10,000	10,000	0	0	0	0	0	0
Taxes other than income taxes, - Occupational Licenses 4081-30103	30103	0	0	0	0	0	50	100	0	0	0	0	0	0	0	0	0	0
Taxes other than income taxes, - Billing for Taxes Other and Depr 4081-41124	41124	39,658	40,579	36,327	35,301	70,602	78,970	45,176	38,596	0	0	0	0	0	0	0	0	0
Taxes other than income taxes, - Billing for CSC Depr & Taxes Other 4081-41129	41129	0	0	0	0	0	0	0	0	0	0	0	0	0	0	0	0	0
Taxes other than income taxes, - Billing for SSG Depr & Taxes Other 4081-41130	41130	-39,658	-40,579	-36,327	-35,301	-70,602	-78,970	-45,176	-38,596	0	0	0	0	0	0	0	0	0
Taxes other than income taxes, - Taxes Other Than Inc Tax 4081-09345	09345	-16,628	-34,134	-6,027	-22,937	-32,795	-15,288	-25,572	-22,412	0	0	0	0	0	0	0	0	0
Revenues from nonutility opera - Billed from BTL HQ 4170-41136	41136	-5,624	0	2,387	2,387	2,387	2,387	2,387	-3,988	0	0	0	0	0	0	0	0	0
Revenues from nonutility opera - Retail Ventures Allocation 4170-30564	30564	5,624	-2,387	-2,387	-2,387	-2,387	-2,387	-2,387	3,988	0	0	0	0	0	0	0	0	0
Miscellaneous nonoperating inc - Default 4210-00000	00000	0	0	9,866,147	0	0	0	0	0	0	0	0	0	0	0	0	0	0
Regulatory Debits - Amortization of FAS109 Regulatory LI 4073-30023	30023	-11,429	-11,429	-11,429	-11,429	-11,429	-11,429	-11,429	-11,429	0	0	0	0	0	0	0	0	0
Regulatory Credits - Amortization of FAS109 Regulatory LI 4074-30023	30023	20,615	20,615	20,615	20,615	20,615	20,615	20,615	20,615	0	0	0	0	0	0	0	0	0
Regulatory Credits - Billed from BTL HQ 4074-41136	41136	-20,614	-20,615	-20,615	-20,615	-20,615	-20,615	-20,615	-20,615	0	0	0	0	0	0	0	0	0
Regulatory Debits - Billed from BTL HQ 4073-41136	41136	11,429	11,429	11,429	11,429	11,429	11,429	11,429	11,429	0	0	0	0	0	0	0	0	0
Amortization of debt discount - 1st Mortg Bonds Series I 4280-30132	30132	649	649	649	649	649	649	649	649	0	0	0	0	0	0	0	0	0
Amortization of debt discount - Billed from BTL HQ 4280-41136	41136	-649	-649	-649	-649	-649	-649	-649	-649	0	0	0	0	0	0	0	0	0
Donations - Billed from BTL HQ 4261-41136	41136	-1,200	-250	0	-2,250	0	2,150	0	0	0	0	0	-14,507	-14,507	-14,507	-14,507	-14,507	
Donations - Billed from BTL SS 4261-41134	41134	0	0	0	0	0	0	0	0	0	0	0	14,507	14,507	14,507	14,507	14,507	
Donations - Health 4261-30705	30705	200	250	0	0	100	0	0	0	0	0	0	0	0	0	0	0	0
Donations - Community Welfare 4261-30738	30738	0	0	0	2,250	0	-2,250	0	0	0	0	0	0	0	0	0	0	0
Donations - Energy Assistance Program 4261-30711	30711	1,000	0	0	0	0	0	0	0	0	0	0	0	0	0	0	0	0
Civic, Political and Related - Political Activities 4264-30737	30737	0	0	0	0	0	0	250	0	0	0	0	0	0	0	0	0	0
Civic, Political and Related - Billed from Govt Affairs 4264-41106	41106	0	0	0	0	0	0	0	0	0	0	0	789	789	789	789	789	
Civic, Political and Related - Non-project Labor 4264-01000	01000	12,144	12,144	12,144	15,301	18,216	12,144	12,144	12,144	0	0	0	0	0	0	0	0	0
Civic, Political and Related - Expense Labor Accrual 4264-01008	01008	1,214	1,822	0	3,874	-6,910	607	1,822	0	0	0	0	0	0	0	0	0	0
Civic, Political and Related - Workers Comp Insurance 4264-01221	01221	240	261	219	508	300	336	370	322	0	0	0	0	0	0	0	0	0
Civic, Political and Related - Spousal & Dependent Travel 4264-05412	05412	0	0	136	0	0	0	0	0	0	0	0	0	0	0	0	0	0
Civic, Political and Related - Basic Life Benefits Load 4264-01268	01268	0	0	0	96	57	64	70	81	0	0	0	0	0	0	0	0	0
Civic, Political and Related - Other Benefits Load 4264-01200	01200	3,233	3,390	2,939	0	0	0	0	0	0	0	0	0	0	0	0	0	0
Civic, Political and Related - Lodging 4264-05414	05414	1,112	0	1,587	0	706	901	250	1,713	0	0	0	0	0	0	0	0	0
Civic, Political and Related - Billing Leave/Rent 4264-04581	04581	592	598	598	598	598	598	598	598	0	0	0	0	0	0	0	0	0
Civic, Political and Related - Billed from BTL HQ 4264-41136	41136	-24,083	-22,275	-25,824	-32,278	-21,509	-24,236	-25,417	-24,600	0	0	0	0	0	0	0	0	0
Civic, Political and Related - Cellular, radio, pager charges 4264-05364	05364	96	215	92	0	123	125	249	0	0	0	0	0	0	0	0	0	0
Civic, Political and Related - Restricted Stock - Long Term Incoarb 4264-07458	07458	737	737	1,575	199	581	578	580	524	0	0	0	0	0	0	0	0	0
Civic, Political and Related - Cell phone equipment and accessories 4264-05377	05377	0	0	0	0	59	0	0	0	0	0	0	0	0	0	0	0	0
Civic, Political and Related - Office Supplies 4264-05010	05010	0	0	0	129	0	0	0	0	0	0	0	0	0	0	0	0	0
Civic, Political and Related - FAS106 Benefits Load 4264-01203	01203	1,750	1,829	1,591	4,142	2,442	2,754	3,017	2,623	0	0	0	0	0	0	0	0	0
Civic, Political and Related - Medical Benefits Load 4264-01251	01251	0	0	0	3,586	2,114	2,394	2,612	2,271	0	0	0	0	0	0	0	0	0
Civic, Political and Related - Empr ESOP Benefits Load 4264-01257	01257	0	0	0	863	509	574	628	546	0	0	0	0	0	0	0	0	0
Civic, Political and Related - RSP FACC Benefits Load 4264-01263	01263	0	0	0	96	57	64	70	81	0	0	0	0	0	0	0	0	0
Civic, Political and Related - Emp HSA Benefits Load 4264-01260	01260	0	0	0	10	6	7	6	0	0	0	0	0	0	0	0	0	0
Civic, Political and Related - Transportation 4264-05413	05413	1,289	0	1,087	0	669	990	779	1,264	0	0	0	0	0	0	0	0	0
Civic, Political and Related - Meals and Entertainment 4264-05411	05411	428	0	727	0	308	288	127	396	0	0	0	0	0	0	0	0	0
Civic, Political and Related - LTD Benefits Load 4264-01269	01269	0	0	0	173	102	115	126	109	0	0	0	0	0	0	0	0	0
Civic, Political and Related - Pension Benefits Load 4264-01202	01202	1,242	1,299	1,129	2,704	1,594	1,798	1,969	1,712	0	0	0	0	0	0	0	0	0
Other deductions - Community Rel&Trade Shows 4265-04040	04040	0	145	259	0	0	1,000	26	0	0	0	0	0	0	0	0	0	0
Other deductions - Meals and Entertainment 4265-05411	05411	1,444	1,328	1,440	518	1,617	2,896	2,585	1,070	0	0	0	2,225	2,225	2,225	2,225	2,225	
Other deductions - Spousal & Dependent Travel 4265-05412	05412	0	0	5	0	116	60	15	0	0	0	0	83	83	83	83	83	
Other deductions - Transportation 4265-05413	05413	0	60	0	0	107	207	0	168	0	0	0	209	209	209	209	209	
Other deductions - Lodging 4265-05414	05414	0	0	0	0	0	210	0	0	0	0	0	267	3,267	267	267	267	
Other deductions - Misc Employee Expense 4265-05419	05419	0	0	0	0	0	0	15	0	0	0	0	0	0	0	0	0	
Other deductions - Misc Employee Welfare Exp 4265-07499	07499	72	225	0	68	73	67	0	180	0	0	0	0	0	0	0	0	
Other deductions - Association Dues 4265-07510	07510	0	0	0	0	0	0	0	100	0	0	0	0	0	0	0	0	
Other deductions - Misc General Expense 4265-07590	07590	71	29	171	0	273	2,272	0	0	0	0	0	200	200	200	200	200	
Other deductions - Misc Income Deductions 4265-30740	30740	170	0	0	0	425	0	25	0	0	0	0	0	0	0	0	0	
Other deductions - Entertainment & Sports Events 4265-30743	30743	4,498	7,631	49,298	24,638	10,462	7,726	13,117	4,261	0	0	0	8,812	8,812	8,812	8,812	8,812	
Other deductions - Billed from BTL HQ 4265-41134	41134	0	0	0	0	0	0	0	0	0	0	0	28,745	187	267	187	187	
Other deductions - Billed from BTL HQ 4265-41136	41136	-6,255	-9,418	-51,173	-25,224	-13,073	-14,437	-15,783	-5,759	0	0	0	-29,533	-976	-1,056	-976	-976	
Income taxes, utility operatin - Default 4091-00000	00000	0	0	0	0	0	0	0	0	0	0	0	-4,833	-6,062	-4,833	-4,833	-4,833	
Income taxes, utility operatin - Federal Income Taxes 4091-30201	30201	310,527	99,268	30,272,553	915,109	1,904,588	-2,610,562	3,749,842	3,761,311	0	0	0	0	0	0	0	0	
Income taxes, utility operatin - State Income Taxes 4091-30202	30202	67,057	21,628	-3,231,339	-86,564	-189,164	1,283,461	837,399	839,960	0	0	0	0	0	0	0	0	
Provision for deferred income - Federal Income Taxes 4101-30301	30301	0	0	-7,891,276	0	0	5,375,241	0	0	0	0	0	0	0	0	0	0	
Provision for deferred income - State Income Taxes 4101-30302	30302	0	0	128,487	0	0	230,587	0	0	0	0	0	0	0	0	0	0	
Investment tax credit adjustme - Federal Income Taxes 4114-30201	30201	0	0	-26,302	0	0	0	0	0	0	0	0	0	0	0	0	0	
Income Statement - Net Income (Loss)		-378,166	-123,283	-9,578,876	-829,544	-1,724,431	-4,278,507	-4,567,241	-4,601,271	0	0	0	-6,963	-8,734	-6,963	-6,963	-6,963	

## Brentwood Division - 091DIV

subacct	Budget	Budget	Budget
	2013 July	2013 August	2013 September
Lines expenses - Utilities 8170-04590	04590	0	0
Compressor station expenses - Utilities 8160-04590	04590	0	0
Compressor station expenses - Capitalized Utility Costs 8180-04599	04599	0	0
Compressor station fuel and po - Utilities 8190-04590	04590	0	0
Storage-Purification expenses - Utilities 8210-04590	04590	0	0
Storage-Other expenses - Utilities 8240-04590	04590	0	0
Storage well royalties - Buiding Lease/Rents Capitalized 8250-04580	04580	0	0
Storage well royalties - Building Lease/Rents 8250-04581	04581	0	0
Storage well royalties - Utilities 8250-04590	04590	0	0
Transmission-Operation supervi - Meals and Entertainment 8500-05411	05411	0	0
Transmission-Operation supervi - Lodging 8500-05414	05414	0	0
Transmission-Operation supervi - Misc Employee Expense 8500-05418	05418	0	0
Transmission-Operation supervi - Contract Labor 8500-06111	06111	0	0
Mains expenses - O&M Project Labor and Contra 8560-01006	01006	0	0
Mains expenses - Expense Labor Transfer In 8560-01013	01013	0	0
Mains expenses - Expense Labor Transfer Out 8560-01014	01014	0	0
Mains expenses - Non-Inventory Supplies 8560-02005	02005	0	0
Mains expenses - Utilities 8560-04590	04590	0	0
Mains expenses - Capitalized Utility Costs 8560-04599	04599	0	0
Mains expenses - Contract Labor 8560-06111	06111	0	0
Transmission-Measuring and reg - Utilities 8570-04590	04590	0	0
Transmission-Other expenses - Meels and Entertainment 8590-05411	05411	0	0
Distribution-Operation supervi - Non-project Labor 8700-01000	01000	0	0
Distribution-Operation supervi - Capital Labor 8700-01001	01001	0	0
Distribution-Operation supervi - Capital Labor Contra 8700-01002	01002	0	0
Distribution-Operation supervi - O&M Project Labor and Contra 8700-01006	01006	0	0
Distribution-Operation supervi - Expense Labor Accrual 8700-01008	01008	0	0
Distribution-Operation supervi - PTO Accrual 8700-01010	01010	0	0
Distribution-Operation supervi - Capital Labor Transfer In 8700-01011	01011	0	0
Distribution-Operation supervi - Capital Labor Transfer Out 8700-01012	01012	0	0
Distribution-Operation supervi - Expense Labor Transfer In 8700-01013	01013	0	0
Distribution-Operation supervi - Expense Labor Transfer Out 8700-01014	01014	0	0
Distribution-Operation supervi - Inventory Materale 8700-02001	02001	0	0
Distribution-Operation supervi - Warehouse Loading Charge 8700-02004	02004	0	0
Distribution-Operation supervi - Non-Inventory Supplies 8700-02005	02005	0	0
Distribution-Operation supervi - Capitalized transportation costs 8700-03003	03003	0	0
Distribution-Operation supervi - Vehicle Expense 8700-03004	03004	0	0
Distribution-Operation supervi - Reimburse By Law, Safety 8700-04002	04002	0	0
Distribution-Operation supervi - Safety 8700-04019	04019	0	0
Distribution-Operation supervi - Promo Other, Misc 8700-04021	04021	0	0
Distribution-Operation supervi - Community Rals&Trade Shows 8700-04040	04040	0	0
Distribution-Operation supervi - Software Maintenance 8700-04201	04201	0	0
Distribution-Operation supervi - IT Equipment 8700-04212	04212	0	0
Distribution-Operation supervi - Heavy Equipment 8700-04302	04302	0	0
Distribution-Operation supervi - Heavy Equipment Capitalized 8700-04307	04307	0	0
Distribution-Operation supervi - Utilities 8700-04590	04590	0	0
Distribution-Operation supervi - Capitalized Utility Costs 8700-04599	04599	0	0
Distribution-Operation supervi - Land Rights 8700-04699	04699	0	0
Distribution-Operation supervi - Office Supplies 8700-05010	05010	0	0
Distribution-Operation supervi - Postage/Delivery Services 8700-05111	05111	0	0
Distribution-Operation supervi - Use 05010 Copier 8700-05211	05211	0	0
Distribution-Operation supervi - Monthly Lines and service 8700-05310	05310	0	0
Distribution-Operation supervi - Long Distance 8700-05312	05312	0	0
Distribution-Operation supervi - Toll Free Long Distance 8700-05314	05314	0	0
Distribution-Operation supervi - Telecom Maintenance & Repair 8700-05316	05316	0	0
Distribution-Operation supervi - Telephone Directory 8700-05317	05317	0	0
Distribution-Operation supervi - Measurement & Meter Reading 8700-05323	05323	0	0
Distribution-Operation supervi - WAN/LAN/Internet Service 8700-05331	05331	0	0
Distribution-Operation supervi - Cellular, radio, pager charges 8700-05364	05364	0	0
Distribution-Operation supervi - Cell service for MO/Ts, PCs, SCADA 8700-05376	05376	0	0
Distribution-Operation supervi - Cell phone equipment and accessories 8700-05377	05377	0	0
Distribution-Operation supervi - Capitalized Telecom Costs 8700-05399	05399	0	0
Distribution-Operation supervi - Meals and Entertainment 8700-05411	05411	0	0
Distribution-Operation supervi - Spouseal & Dependent Travel 8700-05412	05412	0	0
Distribution-Operation supervi - Transportation 8700-05413	05413	0	0
Distribution-Operation supervi - Lodging 8700-05414	05414	0	0
Distribution-Operation supervi - Membership Fees 8700-05415	05415	0	0
Distribution-Operation supervi - Club Dues - Deductible 8700-05417	05417	0	0
Distribution-Operation supervi - Misc Employee Expense 8700-05419	05419	0	0
Distribution-Operation supervi - Employee Development 8700-05420	05420	0	0
Distribution-Operation supervi - Training 8700-05421	05421	0	0
Distribution-Operation supervi - Books & Manuals 8700-05424	05424	0	0
Distribution-Operation supervi - Regulatory Compliance Training 8700-05425	05425	0	0
Distribution-Operation supervi - Safety Training 8700-05426	05426	0	0
Distribution-Operation supervi - Work Environment Training 8700-05429	05429	0	0
Distribution-Operation supervi - Contract Labor 8700-06111	06111	0	0
Distribution-Operation supervi - Environmental & Safety 8700-07120	07120	0	0
Distribution-Operation supervi - Service Awards 8700-07421	07421	0	0
Distribution-Operation supervi - Uniforms 8700-07443	07443	0	0
Distribution-Operation supervi - Uniforms Capitalized 8700-07444	07444	0	0
Distribution-Operation supervi - Misc Employee Welfare Exp 8700-07499	07499	0	0
Distribution-Operation supervi - Association Dues 8700-07610	07610	0	0
Distribution-Operation supervi - Misc General Expense 8700-07590	07590	0	0
Distribution-Operation supervi - Reimbursements 8700-09611	09611	0	0
Odorization - Inventory Materials 8711-02001	02001	0	0
Odorization - Warehouse Loading Charge 8711-02004	02004	0	0
Odorization - Non-Inventory Supplies 8711-02005	02005	0	0

	Budget 2013 July	Budget 2013 August	Budget 2013 September
subacct			
Mains and Services Expenses - Non-project Labor 8740-01000	01000	0	0
Mains and Services Expenses - Expense Labor Accrual 8740-01008	01008	0	0
Mains and Services Expenses - Non-Inventory Supplies 8740-02005	02005	0	0
Mains and Services Expenses - Vehicle Lease Payments 8740-03002	03002	0	0
Mains and Services Expenses - Capitalized transportation costs 8740-03003	03003	0	0
Mains and Services Expenses - Vehicle Expense 8740-03004	03004	0	0
Mains and Services Expenses - Equipment Lease 8740-04301	04301	0	0
Mains and Services Expenses - Heavy Equipment 8740-04302	04302	0	0
Mains and Services Expenses - Heavy Equipment Capitalized 8740-04307	04307	0	0
Mains and Services Expenses - Building Maintenance 8740-04582	04582	0	0
Mains and Services Expenses - Utilities 8740-04590	04590	0	0
Mains and Services Expenses - Office Supplies 8740-05010	05010	0	0
Mains and Services Expenses - Postage/Delivery Services 8740-05111	05111	0	0
Mains and Services Expenses - Monthly Lines and service 8740-05310	05310	0	0
Mains and Services Expenses - Capitalized Telecom Costs 8740-05359	05359	0	0
Mains and Services Expenses - Meals and Entertainment 8740-05411	05411	0	0
Mains and Services Expenses - Contract Labor 8740-05111	05111	0	0
Mains and Services Expenses - Uniforms 8740-07443	07443	0	0
Mains and Services Expenses - Uniforms Capitalized 8740-07444	07444	0	0
Mains and Services Expenses - Misc Employee Welfare Exp 8740-07499	07499	0	0
Mains and Services Expenses - Misc General Expense 8740-07590	07590	0	0
Distribution-Measuring and reg - Non-project Labor 8750-01000	01000	0	0
Distribution-Measuring and reg - Expense Labor Accrual 8750-01008	01008	0	0
Distribution-Measuring and reg - Non-Inventory Supplies 8750-02005	02005	0	0
Distribution-Measuring and reg - Capitalized transportation costs 8750-03003	03003	0	0
Distribution-Measuring and reg - Vehicle Expense 8750-03004	03004	0	0
Distribution-Measuring and reg - Meals and Entertainment 8750-05411	05411	0	0
Distribution-Measuring and reg - Lodging 8750-05414	05414	0	0
Distribution-Measuring and reg - Non-project Labor 8760-01000	01000	0	0
Distribution-Measuring and reg - Expense Labor Accrual 8760-01008	01008	0	0
Distribution-Measuring and reg - Non-Inventory Supplies 8760-02005	02005	0	0
Distribution-Measuring and reg - Office Supplies 8760-05010	05010	0	0
Distribution-Measuring and reg - Postage/Delivery Services 8760-05111	05111	0	0
Distribution-Measuring and reg - Meals and Entertainment 8760-05411	05411	0	0
Distribution-Measuring and reg - Lodging 8760-05414	05414	0	0
Distribution-Measuring and reg - Non-Inventory Supplies 8770-02005	02005	0	0
Meter and house regulator expe - Non-project Labor 8780-01000	01000	0	0
Meter and house regulator expe - Expense Labor Accrual 8760-01008	01008	0	0
Distribution-Other expenses - Non-project Labor 8800-01000	01000	0	0
Distribution-Other expenses - Expense Labor Accrual 8800-01008	01008	0	0
Distribution-Other expenses - Meals and Entertainment 8800-05411	05411	0	0
Distribution-Other expenses - Transportation 8800-05413	05413	0	0
Distribution-Other expenses - Lodging 8800-05414	05414	0	0
Distribution-Other expenses - Misc Employee Expense 8800-05419	05419	0	0
Distribution-Rents - Building Lease/Rents Capitalized 8810-04580	04580	0	0
Distribution-Rents - Building Lease/Rents 8810-04581	04581	0	0
Distribution-Rents - Building Maintenance 8810-04582	04582	0	0
Distribution-Rents - Misc Rents 8810-04592	04592	0	0
Distribution-Rents - Capitalized Utility Costs 8810-04599	04599	0	0
Customer accounts-Customer rec - Non-project Labor 9030-01000	01000	0	0
Customer accounts-Customer rec - Expense Labor Accrual 9030-01008	01008	0	0
Customer accounts-Customer rec - Meals and Entertainment 9030-05411	05411	0	0
Customer accounts-Customer rec - Transportation 9030-05413	05413	0	0
Customer accounts-Customer rec - Lodging 9030-05414	05414	0	0
Customer accounts-Customer rec - Collection Fees 9030-06112	06112	0	0
Customer accounts-Customer rec - Bill Print Fees 9030-06116	06116	0	0
Customer accounts-Customer rec - Misc Employee Welfare Exp 9030-07499	07499	0	0
Customer service-Operaling ass - Community Rel&Trade Shows 9080-04040	04040	0	0
Customer service-Operaling inf - Community Rel&Trade Shows 9080-04040	04040	0	0
Customer service-Miscellaneous - Customer Relations & Assiat 9100-04046	04046	0	0
Sales-Supervision - Community Rel&Trade Shows 9110-04040	04040	0	0
Sales-Demonstrating and sellin - Inventory Materials 9120-02001	02001	0	0
Sales-Demonstrating and sellin - Warehouse Loading Charge 9120-02004	02004	0	0
Sales-Demonstrating and sellin - Customer Relations & Assiat 9120-04046	04046	0	0
Sales-Demonstrating and sellin - Membership Fees 9120-05415	05415	0	0
Sales-Advertising expenses - Promo Other, Misc 9130-04021	04021	0	0
Sales-Advertising expenses - Customer Relations & Assiat 9130-04046	04046	0	0
A&G-Administrative & general s - Defasit 9200-00000	00000	1,045,808	1,029,100
A&G-Administrative & general s - A&G Overhead Clearing 9200-04863	04863	0	1,014,333
A&G-Office supplies & expense - Community Rel&Trade Shows 9210-04040	04040	0	0
A&G-Office supplies & expense - Postage/Delivery Services 9210-05111	05111	0	0
A&G-Office supplies & expense - Meals and Entertainment 9210-05411	05411	0	0
A&G-Office supplies & expense - Transportation 9210-05413	05413	0	0
A&G-Office supplies & expense - Lodging 9210-05414	05414	0	0
A&G-Office supplies & expense - Misc General Expense 9210-07590	07590	0	0
A&G-Office supplies & expense - UCG Beginning Balance 3-31-96 9210-09195	09195	0	0
A&G-Outside services employed - Contract Labor 9230-06111	06111	0	0
A&G-Outside services employed - Legal 9230-06121	06121	0	0
A&G-Property insurance - Blueflame Property Insurance 9240-04069	04069	0	0
A&G-Property insurance - Insurance-Other 9240-04070	04070	0	0
A&G-Property insurance - Insurance Capitalized 9240-04072	04072	0	0
A&G-Injuries & damages - Other Benefits Variance 9250-01201	01201	0	0
A&G-Injuries & damages - Workers Comp Variance 9250-01208	01208	0	0
A&G-Injuries & damages - Workers Comp Insurance 9250-01221	01221	0	0
A&G-Injuries & damages - Other Benefits Load Projects 9250-01230	01230	0	0
A&G-Injuries & damages - Workers Comp Benefits Load Projects 9250-01233	01233	0	0
A&G-Injuries & damages - Insurance Reserve 9250-07119	07119	0	0
A&G-Injuries & damages - Environmental & Safety 9250-07120	07120	0	0
A&G-Employee pensions and bene - Other Benefits Load 9260-01200	01200	0	0

Subacct	Budget	Budget	Budget
	2013	2013	2013
	July	August	September
A&G-Employee pensions and bene - Other Benefits Variance 9260-01201	01201	0	0
A&G-Employee pensions and bene - Pension Benefits Load 9260-01202	01202	0	0
A&G-Employee pensions and bene - FAS106 Benefits Load 9260-01203	01203	0	0
A&G-Employee pensions and bene - Pension Benefits Variance 9260-01205	01205	0	0
A&G-Employee pensions and bene - FAS106 Benefits Variance 9260-01207	01207	0	0
A&G-Employee pensions and bene - Medical Benefits Load 9260-01251	01251	0	0
A&G-Employee pensions and bene - Medical Benefits Variance 9260-01252	01252	0	0
A&G-Employee pensions and bene - Medical Benefits Load Projects 9260-01253	01253	0	0
A&G-Employee pensions and bene - Empr ESOP Benefits Load 9260-01257	01257	0	0
A&G-Employee pensions and bene - Empr ESOP Benefits Variance 9260-01258	01258	0	0
A&G-Employee pensions and bene - Empr ESOP Benefits Load Projects 9260-01259	01259	0	0
A&G-Employee pensions and bene - Emp HSA Benefits Load 9260-01260	01260	0	0
A&G-Employee pensions and bene - Emp HSA Benefits Variance 9260-01261	01261	0	0
A&G-Employee pensions and bene - Emp HSA Benefits Load Projects 9260-01262	01262	0	0
A&G-Employee pensions and bene - RSP FACC Benefits Load 9260-01263	01263	0	0
A&G-Employee pensions and bene - RSP FACC Benefits Variance 9260-01264	01264	0	0
A&G-Employee pensions and bene - RSP FACC Benefits Load Projects 9260-01265	01265	0	0
A&G-Employee pensions and bene - Basic Life Benefits Load 9260-01266	01266	0	0
A&G-Employee pensions and bene - Basic Life Benefits Variance 9260-01267	01267	0	0
A&G-Employee pensions and bene - Basic Life Benefits Load Projects 9260-01268	01268	0	0
A&G-Employee pensions and bene - LTD Benefits Load 9260-01269	01269	0	0
A&G-Employee pensions and bene - LTD Benefits Variance 9260-01270	01270	0	0
A&G-Employee pensions and bene - LTD Benefits Load Projects 9260-01271	01271	0	0
A&G-Employee pensions and bene - Other Benefits Load Projects 9260-01280	01280	0	0
A&G-Employee pensions and bene - Pension Benefits Load Projects 9260-01291	01291	0	0
A&G-Employee pensions and bene - FAS106 Benefits Load Projects 9260-01292	01292	0	0
A&G-Employee pensions and bene - Service Awards 9260-07421	07421	0	0
A&G-Employee pensions and bene - Uniforms 9260-07443	07443	0	0
A&G-Employee pensions and bene - Uniforms Capitalized 9260-07444	07444	0	0
A&G-Employee pensions and bene - Capitalized Restricted Stock 9260-07450	07450	0	0
A&G-Employee pensions and bene - Variable Pay & Mgmt Incentive Plans 9260-07452	07452	0	0
A&G-Employee pensions and bene - VPP & MIP - Capital Credit 9260-07454	07454	0	0
A&G-Employee pensions and bene - Restricted Stock - Long Term Incent 9260-07458	07458	0	0
A&G-Employee pensions and bene - RSU-Long Term Incentive Plan - Time 9260-07460	07460	0	0
A&G-Employee pensions and bene - RSU-Management Incentive Plan 9260-07463	07463	0	0
A&G-Employee pensions and bene - COLI CSV & Premiums 9260-07487	07487	0	0
A&G-Employee pensions and bene - NQ Retirement Cost 9260-07489	07489	0	0
A&G-Employee pensions and bene - SERP Capitalized 9260-07490	07490	0	0
A&G-Employee pensions and bene - Misc Employee Welfare Exp 9260-07499	07499	0	0
A&G-Employee pensions and bene - Misc General Expense 9260-07590	07590	0	0
Miscellaneous general expenses - Membership Fees 9302-05415	05415	0	0
Miscellaneous general expenses - Association Dues 9302-07510	07510	0	0
A&G-Rents - Building Lease/Rents Capitalized 9310-04590	04590	0	0
A&G-Rents - Building Lease/Rents 9310-04591	04591	0	0
A&G-Rents - Building Maintenance 9310-04592	04592	0	0
Other storage-Maintenance of s - Non-project Labor 8432-01000	01000	0	0
Other storage-Maintenance of s - Expense Labor Accrual 8432-01008	01008	0	0
Transmission-Maintenance of ma - Non-inventory Supplies 8659-02005	02005	0	0
A&G-Maintenance of general pla - Offsite Storage 9320-04065	04065	0	0
A&G-Administrative expense tra - Admin & General Expenses 9220-09341	09341	-1,046,608	-1,029,100
A&G-Administrative expense tra - Billed from Accounting 9220-41101	41101	206,410	199,373
A&G-Administrative expense tra - Billed from Customer Service Center 9220-41103	41103	826,336	891,449
A&G-Administrative expense tra - Billed from Gas Control 9220-41105	41105	175,552	153,483
A&G-Administrative expense tra - Billed from Govt Affairs 9220-41106	41106	40,797	58,126
A&G-Administrative expense tra - Billed from HR 9220-41107	41107	91,463	88,896
A&G-Administrative expense tra - Billed from HR Other 9220-41108	41108	120,909	120,473
A&G-Administrative expense tra - Billed from IT 9220-41109	41109	259,775	254,303
A&G-Administrative expense tra - Billed from Investor Relations 9220-41112	41112	12,102	10,336
A&G-Administrative expense tra - Billed from Legal 9220-41113	41113	51,339	49,735
A&G-Administrative expense tra - Billed from Corp Secretary 9220-41114	41114	20,941	20,237
A&G-Administrative expense tra - Billed from Planning & Budget 9220-41115	41115	24,456	23,816
A&G-Administrative expense tra - Billed from Rates 9220-41116	41116	35,559	34,568
A&G-Administrative expense tra - Billed from Purchasing 9220-41117	41117	26,836	28,058
A&G-Administrative expense tra - Billed from Treasury 9220-41119	41119	21,200	20,774
A&G-Administrative expense tra - Billed from Risk Mgmt 9220-41120	41120	178,828	178,514
A&G-Administrative expense tra - Billed from Management Committee 9220-41121	41121	95,769	94,453
A&G-Administrative expense tra - Billing for Overhead Capitalized 9220-41123	41123	-572,270	-572,270
A&G-Administrative expense tra - Billing for CSC O&M 9220-41131	41131	-626,936	-591,449
A&G-Administrative expense tra - Billing for SS O&M 9220-41132	41132	-833,480	-783,459
A&G-Administrative expense tra - Billed from Regulated Ops Support 9220-41138	41138	42,717	41,484
Customer accounts-Uncollected - Cust Uncol Acct Write Off 9340-09927	09927	0	0
Depreciation Expense - Depn & Taxes Other Expense 4030-09344	09344	0	0
Depreciation Expense - Depn Exp-General Plant 4030-30007	30007	0	0
Depreciation Expense - Heavy Equipment Depreciation 4030-30041	30041	0	0
Depreciation Expense - Heavy Equipment Depreciation Capital 4030-30042	30042	0	0
Depreciation Expense - Stores Depreciation 4030-30051	30051	0	0
Depreciation Expense - Stores Depreciation Capitalized 4030-30052	30052	0	0
Depreciation Expense - Tools & Shop Depreciation 4030-30061	30061	0	0
Depreciation Expense - Tools & Shop Depreciation Capitalize 4030-30062	30062	0	0
Amortization of gas plant acqu - Depn & Taxes Other Expense 4060-09344	09344	0	0
Amortization of gas plant acqu - Report Util Plant Acq Adj 4060-30011	30011	0	0
Taxes other than income taxes, - Payroll Tax Projects 4081-01256	01256	0	0
Taxes other than income taxes, - Fica Load 4081-01212	01212	0	0
Taxes other than income taxes, - Futa Load 4081-01211	01211	0	0
Taxes other than income taxes, - Suta Load Accrual 4081-01215	01215	0	0
Taxes other than income taxes, - Fica Load Accrual 4081-01213	01213	0	0
Taxes other than income taxes, - Futa Load Accrual 4081-01214	01214	0	0
Taxes other than income taxes, - Suta Load 4081-01212	01212	0	0
Taxes other than income taxes, - Other Benefits Load Projects 4081-01290	01290	0	0



subject	Budget	Budget	Budget
	2013	2013	2013
	July	August	September
Taxes other than income taxes. - Ad Valorem - Accrual 4081-30101	32101	0	0
Taxes other than income taxes. - Occupational Licenses 4081-30103	30103	0	0
Taxes other than income taxes. - Billing for Taxes Other and Depr 4081-41124	41124	0	0
Taxes other than income taxes. - Billing for CSC Depr & Taxes Other 4081-41129	41129	0	0
Taxes other than income taxes. - Billing for SS Depr & Taxes Other 4081-41130	41130	0	0
Taxes other than income taxes. - Taxes Other Than Inc Tax 4081-09345	09345	0	0
Revenues from nonutility opera - Billed from BTL HQ 4170-41136	41136	0	0
Revenues from nonutility opera - Retail Ventures Allocation 4170-30554	30554	0	0
Miscellaneous nonoperating inc - Default 4210-00000	00000	0	0
Regulatory Debits - Amortization of FAS109 Regulatory It 4073-30023	30023	0	0
Regulatory Credits - Amortization of FAS109 Regulatory It 4074-30023	30023	0	0
Regulatory Credits - Billed from BTL HQ 4074-41136	41136	0	0
Regulatory Debits - Billed from BTL HQ 4073-41136	41136	0	0
Amortization of debt discount - 1st Mortg Bonds Series I 4280-30132	30132	0	0
Amortization of debt discount - Billed from BTL HQ 4280-41136	41136	0	0
Donations - Billed from BTL HQ 4261-41136	41136	-14,507	-14,507
Donations - Billed from BTL SS 4261-41134	41134	14,507	14,507
Donations - Health 4261-30705	30705	0	0
Donations - Community Welfare 4261-30736	30736	0	0
Donations - Energy Assistance Program 4261-30711	30711	0	0
Civic, Political and Related - Political Activities 4264-30737	30737	0	0
Civic, Political and Related - Billed from Govt Affairs 4264-41106	41106	769	769
Civic, Political and Related - Non-project Labor 4264-01000	01000	0	0
Civic, Political and Related - Expense Labor Accrual 4264-01008	01008	0	0
Civic, Political and Related - Workers Comp Insurance 4264-01221	01221	0	0
Civic, Political and Related - Spousal & Dependent Travel 4264-05412	05412	0	0
Civic, Political and Related - Basic Life Benefits Load 4264-01266	01266	0	0
Civic, Political and Related - Other Benefits Load 4264-01200	01200	0	0
Civic, Political and Related - Lodging 4264-05414	05414	0	0
Civic, Political and Related - Building Lease/Rents 4264-04581	04581	0	0
Civic, Political and Related - Billed from BTL HQ 4264-41136	41136	0	0
Civic, Political and Related - Cellular, radio, pager charges 4264-05354	05354	0	0
Civic, Political and Related - Restricted Stock - Long Term Incenti 4264-07458	07458	0	0
Civic, Political and Related - Cell phone equipment and accessories 4264-05377	05377	0	0
Civic, Political and Related - Office Supplies 4264-05010	05010	0	0
Civic, Political and Related - FAS106 Benefits Load 4264-01203	01203	0	0
Civic, Political and Related - Medical Benefits Load 4264-01251	01251	0	0
Civic, Political and Related - Empr ESOP Benefits Load 4264-01257	01257	0	0
Civic, Political and Related - RSP FACC Benefits Load 4264-01263	01263	0	0
Civic, Political and Related - Empr HSA Benefits Load 4264-01260	01260	0	0
Civic, Political and Related - Transportation 4264-05413	05413	0	0
Civic, Political and Related - Meals and Entertainment 4264-05411	05411	0	0
Civic, Political and Related - LTD Benefits Load 4264-01269	01269	0	0
Civic, Political and Related - Pension Benefits Load 4264-01202	01202	0	0
Other deductions - Community Rel&Trade Shows 4265-04040	04040	0	0
Other deductions - Meals and Entertainment 4265-05411	05411	2,225	2,225
Other deductions - Spousal & Dependent Travel 4265-05412	05412	83	83
Other deductions - Transportation 4265-05413	05413	209	201
Other deductions - Lodging 4265-05414	05414	267	263
Other deductions - Misc Employee Expense 4265-05419	05419	0	0
Other deductions - Misc Employee Welfare Exp 4265-07499	07499	0	0
Other deductions - Association Dues 4265-07510	07510	0	0
Other deductions - Misc General Expense 4265-07590	07590	200	200
Other deductions - Misc Income Deductions 4265-30740	30740	0	0
Other deductions - Entertainment & Sports Events 4265-30743	30743	8,812	8,812
Other deductions - Billed from BTL SS 4265-41134	41134	187	187
Other deductions - Billed from BTL HQ 4265-41136	41136	-976	-1,110
Income taxes, utility operatin - Default 4091-00000	00000	-4,833	-4,833
Income taxes, utility operatin - Federal Income Taxes 4091-30201	30201	0	0
Income taxes, utility operatin - State Income Taxes 4091-30202	30202	0	0
Provision for deferred income - Federal Income Taxes 4101-30201	30201	0	0
Provision for deferred income - State Income Taxes 4101-30202	30202	0	0
Investment tax credit adjustme - Federal Income Taxes 4114-30201	30201	0	0
Income Statement - Net Income (Loss)	-6,963	-6,963	-6,960

Dallas Atmos Rate Division - 002DIV

	subacct	Fiscal 2012 July	Fiscal 2012 August	Fiscal 2012 September	Fiscal 2013 October	Fiscal 2013 November	Fiscal 2013 December	Fiscal 2013 January	Fiscal 2013 February	Fiscal 2013 March	Fiscal 2013 April	Fiscal 2013 May	Fiscal 2013 June	Budget 2013 February	Budget 2013 March	Budget 2013 April	Budget 2013 May	Budget 2013 June
Storage-Operation supervision - Software Maintenance 8140-04201	04201	0	0	0	541	0	0	0	0	0	0	0	0	0	0	0	0	0
Storage-Purification expenses - Misc Employee Welfare Exp 8210-07499	07499	0	26	0	0	0	0	0	0	0	0	0	0	0	0	0	0	0
Mains expenses - Capital Labor Contra 8560-01002	01002	-658	-248	-279	0	-96	0	0	0	0	0	0	0	0	0	0	0	0
Mains expenses - Capital Labor Transfer In 8560-01011	01011	558	248	279	0	96	0	0	0	0	0	0	0	0	0	0	0	0
Distribution-Operation supervi - Non-project Labor 8700-01000	01000	0	14,005	0	0	0	10,218	0	0	0	0	0	0	0	0	0	0	0
Distribution-Operation supervi - Capital Labor Contra 8700-01002	01002	-6,276	-5,832	-5,885	-9,924	-3,908	0	-85	-371	0	0	0	0	0	0	0	0	0
Distribution-Operation supervi - Expense Labor Accrual 8700-01008	01008	0	7,003	-6,788	131	-368	3,065	-3,065	-361	0	0	0	0	0	0	0	0	0
Distribution-Operation supervi - Capital Labor Transfer In 8700-01011	01011	6,276	5,832	5,885	9,924	3,908	0	85	371	0	0	0	0	0	0	0	0	0
Distribution-Operation supervi - Expense Labor Transfer In 8700-01013	01013	0	0	474	566	0	0	228	0	0	0	0	0	0	0	0	0	0
Distribution-Operation supervi - Inventory Materials 8700-02001	02001	0	2,819	0	0	744	193	105	3	0	0	0	0	0	0	0	0	0
Distribution-Operation supervi - Non-Inventory Supplies 8700-02005	02005	0	314	495	38	0	0	0	0	0	0	0	0	0	0	0	0	0
Distribution-Operation supervi - Office Supplies 8700-05010	05010	457	0	0	0	0	0	0	0	0	0	0	0	0	0	0	0	0
Distribution-Operation supervi - Postage/Delivery Services 8700-05111	05111	0	0	0	0	0	11	0	0	0	0	0	0	0	0	0	0	0
Distribution-Operation supervi - Telecom Maintenance & Repair 8700-05316	05316	48	0	0	0	0	0	0	0	0	0	0	0	0	0	0	0	0
Distribution-Operation supervi - WAN/LAN/Internet Service 8700-05331	05331	124	126	126	128	127	127	127	128	0	0	0	0	0	0	0	0	0
Distribution-Operation supervi - Cellular, radio, pager charges 8700-05364	05364	0	765	539	0	149	126	0	266	0	0	0	0	0	0	0	0	0
Distribution-Operation supervi - Meals and Entertainment 8700-05411	05411	357	0	0	0	31	80	0	17	0	0	0	0	0	0	0	0	0
Distribution-Operation supervi - Membership Fees 8700-05415	05415	0	0	0	0	350	0	0	0	0	0	0	0	0	0	0	0	0
Distribution-Operation supervi - Misc Employee Expense 8700-05419	05419	0	0	8,213	62,463	40,798	0	0	0	0	0	0	0	0	0	0	0	0
Distribution-Operation supervi - Safety Training 8700-05426	05426	0	0	3,125	258	7,463	0	0	0	0	0	0	0	0	0	0	0	0
Distribution-Operation supervi - Contract Labor 8700-06111	06111	0	13	25	0	0	0	0	0	0	0	0	0	0	0	0	0	0
Distribution-Operation supervi - Misc Employee Welfare Exp 8700-07499	07499	0	0	0	0	0	100	0	0	0	0	0	0	0	0	0	0	0
Mains and Services Expenses - Non-project Labor 8740-01000	01000	0	0	0	0	0	695	0	0	0	0	0	0	0	0	0	0	0
Mains and Services Expenses - Expense Labor Accrual 8740-01008	01008	0	0	0	0	0	206	-206	0	0	0	0	0	0	0	0	0	0
Mains and Services Expenses - Vehicle Lease Payments 8740-03002	03002	3,300	3,298	3,402	3,187	3,237	3,972	3,304	3,227	0	0	0	0	0	0	0	0	0
Mains and Services Expenses - Vehicle Lease 8740-03004	03004	4,359	4,322	-3,215	6,630	3,545	3,907	3,357	2,637	0	0	0	0	0	0	0	0	0
Mains and Services Expenses - Equipment Lease 8740-04301	04301	0	24	24	24	24	24	24	24	0	0	0	0	0	0	0	0	0
Mains and Services Expenses - Heavy Equipment 8740-04302	04302	0	102	108	398	0	91	0	0	0	0	0	0	0	0	0	0	0
Mains and Services Expenses - Postage/Delivery Services 8740-05111	05111	0	0	11	0	0	0	0	0	0	0	0	0	0	0	0	0	0
Mains and Services Expenses - Transportation 8740-05413	05413	-59	-272	0	0	0	-180	-18	0	0	0	0	0	0	0	0	0	0
Mains and Services Expenses - Uniforms 8740-07443	07443	125	125	0	0	0	0	0	0	0	0	0	0	0	0	0	0	0
Distribution-Rents - Building Lease/Rents 8810-04581	04581	0	-5,208	10,333	-6,660	0	0	0	0	0	0	0	0	0	0	0	0	0
Customer accounts-Meter readin - Non-project Labor 9020-01000	01000	3,644	3,644	10,143	10,230	14,757	10,316	10,316	10,316	0	0	0	0	0	0	0	0	0
Customer accounts-Meter readin - Expense Labor Accrual 9020-01008	01008	364	547	3,250	1,578	-4,190	635	1,547	0	0	0	0	0	0	0	0	0	0
Customer accounts-Meter readin - Office Supplies 9020-05010	05010	0	0	110	0	0	0	0	0	0	0	0	0	0	0	0	0	0
Customer accounts-Meter readin - Meals and Entertainment 9020-05411	05411	0	0	28	0	0	0	0	0	0	0	0	0	0	0	0	0	0
Customer accounts-Customer rec - Bank Service Charge 9030-04130	04130	0	0	0	0	0	0	553	0	0	0	0	0	0	0	0	0	0
Customer accounts-Customer rec - Contract Labor 9030-05111	05111	-469	0	0	0	0	0	0	0	0	0	0	0	0	0	0	0	0
Sales-Demonstrating and sellin - Promos Other Misc 9120-04021	04021	0	0	400	0	0	0	0	0	0	0	0	0	0	0	0	0	0
Sales-Demonstrating and sellin - Advertising 9120-04044	04044	0	0	0	0	0	0	1,289	0	0	0	0	0	0	0	0	0	0
Sales-Demonstrating and sellin - Customer Relations & Assist 9120-04046	04046	0	0	0	0	652	0	0	0	0	0	0	0	0	0	0	0	0
Sales-Demonstrating and sellin - Web Site 9120-04141	04141	0	0	0	0	3,767	0	0	0	0	0	0	0	0	0	0	0	0
Sales-Demonstrating and sellin - Office Supplies 9120-05010	05010	0	118	806	87	0	0	0	0	0	0	0	0	0	0	0	0	0
Sales-Advertising expenses - Customer Relations & Assist 9130-04046	04046	0	0	527	0	0	0	0	0	0	0	0	0	0	0	0	0	0
A&G-Administrative & general s - Default 9200-00000	00000	0	0	0	0	0	0	0	0	0	0	0	0	8,546,308	6,852,603	5,983,773	6,944,945	5,842,197
A&G-Administrative & general s - Non-project Labor 9200-01000	01000	2,587,823	2,543,092	2,513,775	2,562,144	3,848,060	2,622,380	2,666,396	2,577,810	0	0	0	0	0	0	0	0	0
A&G-Administrative & general s - Capital Labor 9200-01001	01001	236,022	278,417	242,205	298,492	353,483	224,713	149,657	223,456	0	0	0	0	0	0	0	0	0
A&G-Administrative & general s - Capital Labor Contra 9200-01002	01002	-89,910	-88,445	-85,627	-86,311	-114,069	-72,247	-22,181	-19,097	0	0	0	0	0	0	0	0	0
A&G-Administrative & general s - O&M Project Labor and Contra 9200-01006	01006	9,429	15,546	14,335	13,437	24,092	20,230	18,777	15,849	0	0	0	0	0	0	0	0	0
A&G-Administrative & general s - Expense Labor Accrual 9200-01008	01008	289,398	388,234	2,178	396,662	-1,029,821	142,762	419,516	-39,652	0	0	0	0	0	0	0	0	0
A&G-Administrative & general s - PTO Accrual 9200-01010	01010	0	0	-30,914	0	0	97,787	0	0	0	0	0	0	0	0	0	0	0
A&G-Administrative & general s - Capital Labor Transfer In 9200-01011	01011	81,595	65,819	84,433	68,509	60,022	33,271	13,236	12,447	0	0	0	0	0	0	0	0	0
A&G-Administrative & general s - Capital Labor Transfer Out 9200-01012	01012	-227,605	-275,791	-241,010	-280,689	-299,436	-185,738	-140,711	-215,806	0	0	0	0	0	0	0	0	0
A&G-Administrative & general s - Expense Labor Transfer In 9200-01013	01013	10,808	-23,232	70,469	25,323	41,615	31,626	30,329	27,426	0	0	0	0	0	0	0	0	0
A&G-Administrative & general s - Expense Labor Transfer Out 9200-01014	01014	-9,429	-15,546	-14,335	-13,437	-24,092	-20,230	-18,777	-15,849	0	0	0	0	0	0	0	0	0
A&G-Administrative & general s - A&G Overhead Clearing 9200-04863	04863	-3,189,604	-3,385,297	-3,426,064	-4,624,131	-3,969,732	-4,112,738	-4,519,262	-3,684,279	0	0	0	0	0	0	0	0	0
A&G-Administrative & general s - Contract Labor 9200-08111	08111	24,299	9,769	104,516	0	0	18,116	38,464	5,185	0	0	0	0	0	0	0	0	0
A&G-Office supplies & expense - Inventory Materials 9210-02001	02001	644	1,065	1,051	759	729	7,231	1,152	1,214	0	0	0	0	0	0	0	0	0
A&G-Office supplies & expense - Non-Inventory Supplies 9210-02005	02005	2,140	2,231	627	2,731	953	2,992	1,549	6,782	0	0	0	0	0	0	0	0	0
A&G-Office supplies & expense - Purchasing Card Charges 9210-02006	02006	0	0	0	0	0	0	221	-231	0	0	0	0	0	0	0	0	0
A&G-Office supplies & expense - Vehicle Expense 9210-03004	03004	460	386	818	712	599	386	691	0	0	0	0	0	0	0	0	0	0
A&G-Office supplies & expense - Safety, Newspaper 9210-04001	04001	0	0	0	0	0	485	0	0	0	0	0	0	0	0	0	0	0
A&G-Office supplies & expense - Safety 9210-04018	04018	0	0	133	0	0	0	0	0	0	0	0	0	0	0	0	0	0
A&G-Office supplies & expense - Promo Other, Misc 9210-04021	04021	1,523	239	16,772	1,281	1,080	50	5,375	70	0	0	0	0	0	0	0	0	0
A&G-Office supplies & expense - Community Rel&Trade Shows 9210-04040	04040	4,918	2,714	2,982	600	82	-2,145	123	550	0	0	0	0	0	0	0	0	0
A&G-Office supplies & expense - Advertising 9210-04044	04044	1,191	1,883	10,585	714	0	4,064	511	0	0	0	0	0	0	0	0	0	0
A&G-Office supplies & expense - Customer Relations & Assist 9210-04046	04046	33,283	26,134	72,296	14,337	25,347	28,954	17,809	8,107	0	0	0	0	0	0	0	0	0
A&G-Office supplies & expense - Office Storage 9210-04065	04065	1,357	3,971	26	3,802	7,540	0	0	9,874	0	0	0	0	0	0	0	0	0
A&G-Office supplies & expense - Insurance-Other 9210-04070	04070	142	0	71	0	0	0	0	0	0	0	0	0	0	0	0	0	0
A&G-Office supplies & expense - Board Meeting Expenses 9210-04112	04112	0	0	2,353	0	0	0	957	0	0	0	0	0	0	0	0	0	0
A&G-Office supplies & expense - Newsletter/Blat Fax/Mail List 9210-04120	04120	0	363	0	0	0	0	0	0	0	0	0	0	0	0	0	0	0
A&G-Office supplies & expense - Annual Report Design, Printing & Dis 9210-04121;04122	04122	0	0	0	55,521	29	50,894	168,832	770	0	0	0	0	0	0	0	0	0
A&G-Office supplies & expense - Analyst Activities 9210-04140	04140	0	0	0	12	0	0	0	0	0	0	0	0	0	0	0	0	0
A&G-Office supplies & expense - Web Site 9210-04141	04141	357	7,867	40,099	5,975	0	40	300	1,295	0	0	0	0	0	0	0	0	0

	Fiscal 2012	Fiscal 2012	Fiscal 2012	Fiscal 2013	Fiscal 2013	Fiscal 2013	Fiscal 2013	Fiscal 2013	Fiscal 2013	Fiscal 2013	Fiscal 2013	Fiscal 2013	Fiscal 2013	Budget 2013	Budget 2013	Budget 2013	Budget 2013	Budget 2013	
	July	August	September	October	November	December	January	February	March	April	May	June	July	February	March	April	May	June	
subcost																			
A&G-Office supplies & expense - Long Distance 9210-05312	05312	2,741	2,777	2,839	2,521	-34,499	2,623	2,486	3,045	0	0	0	0	0	0	0	0	0	0
A&G-Office supplies & expense - Toll Free Long Distance 9210-05314	05314	1,772	1,641	1,831	1,734	1,620	1,692	1,634	1,404	0	0	0	0	0	0	0	0	0	0
A&G-Office supplies & expense - Telecom Maintenance & Repair 9210-05316	05316	11,213	10,652	10,880	15,964	5,642	21,245	24,653	13,832	0	0	0	0	0	0	0	0	0	0
A&G-Office supplies & expense - WAN/LAN/Internet Service 9210-05331	05331	37,223	36,515	33,987	38,665	26,178	38,083	41,243	34,544	0	0	0	0	0	0	0	0	0	0
A&G-Office supplies & expense - Cellular, radio, pager charges 9210-05364	05364	20,706	21,069	19,740	20,911	20,935	1,546	40,632	1,140	0	0	0	0	0	0	0	0	0	0
A&G-Office supplies & expense - Cell service for MDTs, PCs, SCADA 9210-0537 05376	05376	3,193	3,274	3,157	3,378	3,230	472	6,180	481	0	0	0	0	0	0	0	0	0	0
A&G-Office supplies & expense - Cell phone equipment and accessories 9210-05377	05377	5,284	3,299	25,255	9,103	7,938	311	2,440	1,508	0	0	0	0	0	0	0	0	0	0
A&G-Office supplies & expense - Audio Conference 9210-05390	05390	1,009	678	2,679	2,568	302	0	5,662	1,271	0	0	0	0	0	0	0	0	0	0
A&G-Office supplies & expense - Meals and Entertainment 9210-05411	05411	19,057	42,575	47,344	16,718	33,127	32,212	27,743	25,076	0	0	0	0	0	0	0	0	0	0
A&G-Office supplies & expense - Spousal & Dependent Travel 9210-05412	05412	723	2,398	3,253	719	1,645	1,745	1,058	0	0	0	0	0	0	0	0	0	0	0
A&G-Office supplies & expense - Transportation 9210-05413	05413	32,526	34,278	71,876	15,468	33,158	40,525	24,584	36,893	0	0	0	0	0	0	0	0	0	0
A&G-Office supplies & expense - Lodging 9210-05414	05414	19,718	23,074	49,435	11,959	17,705	17,675	13,857	20,972	0	0	0	0	0	0	0	0	0	0
A&G-Office supplies & expense - Memberships Fees 9210-05415	05415	29,061	5,033	10,400	35,287	4,376	7,240	45,399	7,672	0	0	0	0	0	0	0	0	0	0
A&G-Office supplies & expense - Club Dues - Deductible 9210-05417	05417	240	240	150	0	0	0	2,000	0	0	0	0	0	0	0	0	0	0	0
A&G-Office supplies & expense - Misc Employee Expense 9210-05419	05419	5,921	4,378	4,552	53,934	7,876	-444	57,687	15,502	0	0	0	0	0	0	0	0	0	0
A&G-Office supplies & expense - Employee Development 9210-05420	05420	12,193	4,270	48,055	2,647	16,223	2,660	9,527	51,698	0	0	0	0	0	0	0	0	0	0
A&G-Office supplies & expense - Training 9210-05421	05421	9,265	17,646	25,398	5,084	10,335	18,064	32,695	27,996	0	0	0	0	0	0	0	0	0	0
A&G-Office supplies & expense - Books & Manuals 9210-05424	05424	21,181	6,886	61,540	20,508	12,182	9,572	23,489	13,899	0	0	0	0	0	0	0	0	0	0
A&G-Office supplies & expense - Safety Training 9210-05426	05426	268	32	74	0	366	1,770	130	127	0	0	0	0	0	0	0	0	0	0
A&G-Office supplies & expense - Technical Job Skills Training 9210-05427	05427	3,526	12,664	14,304	0	6,745	3,285	-1,432	1,553	0	0	0	0	0	0	0	0	0	0
A&G-Office supplies & expense - Computer Skills & Systems Training 9210-05428	05428	28,967	0	0	0	0	0	0	0	0	0	0	0	0	0	0	0	0	0
A&G-Office supplies & expense - Work Environment Training 9210-05429	05429	505	42	343	1,195	0	325	0	118	0	0	0	0	0	0	0	0	0	0
A&G-Office supplies & expense - Gas Supplies Services 9210-05430	05430	0	250	0	0	0	0	0	0	0	0	0	0	0	0	0	0	0	0
A&G-Office supplies & expense - Contract Labor 9210-06111	06111	37,599	-67,631	161,062	89,109	58,804	38,224	51,834	40,174	0	0	0	0	0	0	0	0	0	0
A&G-Office supplies & expense - Legal 9210-06121	06121	3,282	-240,641	-10,782	1,221	0	62,577	0	0	0	0	0	0	0	0	0	0	0	0
A&G-Office supplies & expense - Non-Qual Retirement Exp 9210-07449	07449	0	0	0	0	87	0	0	0	0	0	0	0	0	0	0	0	0	0
A&G-Office supplies & expense - Employee Broadcast and Publication 9210-07491 07495	07495	0	0	0	0	0	0	117,740	25,975	0	0	0	0	0	0	0	0	0	0
A&G-Office supplies & expense - Misc Employee Welfare Exp 9210-07499	07499	21,072	29,589	58,767	29,347	40,169	51,586	-92,033	5,520	0	0	0	0	0	0	0	0	0	0
A&G-Office supplies & expense - Association Dues 9210-07510	07510	3,000	40	3,500	0	0	1,200	0	0	0	0	0	0	0	0	0	0	0	0
A&G-Office supplies & expense - Misc General Exp 9210-07590	07590	6,385	-9,443	4,296	2,061	-25,159	50	392	731	0	0	0	0	0	0	0	0	0	0
A&G-Office supplies & expense - UCG Beginning Balance 3-31-98 9210-09195	09195	0	0	0	0	0	22	0	0	0	0	0	0	0	0	0	0	0	0
A&G-Office supplies & expense - Reimbursements 9210-09911	09911	0	0	-271,136	0	-64,538	-87,503	-66,356	-58,205	0	0	0	0	0	0	0	0	0	0
A&G-Outside services employed - Postage/Delivery Services 9230-05111	05111	0	0	51	0	0	0	0	0	0	0	0	0	0	0	0	0	0	0
A&G-Outside services employed - Meals and Entertainment 9230-05411	05411	0	161	0	0	0	0	0	0	0	0	0	0	0	0	0	0	0	0
A&G-Outside services employed - Lodging 9230-05414	05414	133	0	0	0	272	22	0	0	0	0	0	0	0	0	0	0	0	0
A&G-Outside services employed - Safety Training 9230-05426	05426	2,000	2,772	11,466	759	0	0	10,006	4,333	0	0	0	0	0	0	0	0	0	0
A&G-Outside services employed - Contract Labor 9230-06111	06111	529,499	634,849	911,465	581,039	679,276	418,543	572,157	587,715	0	0	0	0	0	0	0	0	0	0
A&G-Outside services employed - Legal 9230-06121	06121	1,111	7,315	0	8,265	1,275	2,084	14,781	-15,337	0	0	0	0	0	0	0	0	0	0
A&G-Property Insurance - Blueflame Property Insurance 9240-04069	04069	12,320	12,629	12,629	12,629	12,629	12,629	12,991	12,991	0	0	0	0	0	0	0	0	0	0
A&G-Property Insurance - Insurance-Other 9240-04070	04070	4,256	4,296	4,296	4,296	4,296	4,296	4,338	4,296	0	0	0	0	0	0	0	0	0	0
A&G-Injuries & damages - Other Benefits Variance 9250-01201	01201	-1,515	-1,735	101,685	0	0	0	0	0	0	0	0	0	0	0	0	0	0	0
A&G-Injuries & damages - Workers Comp Variance 9250-01208	01208	0	0	0	4,226	6,254	3,395	1,335	-2,627	0	0	0	0	0	0	0	0	0	0
A&G-Injuries & damages - Workers Comp Insurance 9250-01221	01221	9,399	9,412	8,447	8,757	8,396	8,299	9,442	7,892	0	0	0	0	0	0	0	0	0	0
A&G-Injuries & damages - Other Benefits Load Projects 9250-01290	01290	21	-46	150	0	0	0	0	0	0	0	0	0	0	0	0	0	0	0
A&G-Injuries & damages - Workers Comp Benefits Load Projects 9250-01293	01293	0	0	61	83	88	81	55	0	0	0	0	0	0	0	0	0	0	0
A&G-Injuries & damages - Insurance-Other 9250-04070	04070	28,991	28,991	28,961	28,961	-21,298	4,104	15,118	3,831	0	0	0	0	0	0	0	0	0	0
A&G-Injuries & damages - Insurance Reserve 9250-07115	07115	0	0	3,000,000	0	0	0	-1,000,000	0	0	0	0	0	0	0	0	0	0	0
A&G-Injuries & damages - Insurance - D&C 9250-07119	07119	1,057,851	1,057,851	1,060,336	1,065,227	-799,467	132,870	132,870	132,870	0	0	0	0	0	0	0	0	0	0
A&G-Injuries & damages - Insurance - Public Liability 9250-07121	07121	0	0	0	0	2,018,681	1,061,175	1,061,175	1,061,175	0	0	0	0	0	0	0	0	0	0
A&G-Employee pensions and bene - Other Benefits Load 9260-01200	01200	636,945	650,180	592,045	0	0	0	0	0	0	0	0	0	0	0	0	0	0	0
A&G-Employee pensions and bene - Other Benefits Variance 9260-01201	01201	59,087	-81,139	-81,242	0	0	0	0	0	0	0	0	0	0	0	0	0	0	0
A&G-Employee pensions and bene - Pension Benefits Load 9260-01202	01202	213,276	217,707	192,876	313,236	288,826	293,392	326,083	265,746	0	0	0	0	0	0	0	0	0	0
A&G-Employee pensions and bene - FAS106 Benefits Load 9260-01203	01203	158,516	161,610	143,354	208,824	199,217	195,595	217,369	179,164	0	0	0	0	0	0	0	0	0	0
A&G-Employee pensions and bene - Pension Benefits Variance 9260-01206	01206	77,025	34,598	141,583	-25,575	19,170	20,099	-42,479	9,583	0	0	0	0	0	0	0	0	0	0
A&G-Employee pensions and bene - FAS106 Benefits Variance 9260-01207	01207	45,563	-7,889	118,713	-9,711	34,086	15,636	-24,834	-17,802	0	0	0	0	0	0	0	0	0	0
A&G-Employee pensions and bene - FAS87 O&M for Reg Asset 9260-01226	01226	-359,067	-359,067	2,872,536	0	0	0	0	0	0	0	0	0	0	0	0	0	0	0
A&G-Employee pensions and bene - FAS106 O&M for Reg Asset 9260-01227	01227	-117,263	-117,263	938,103	0	0	0	0	0	0	0	0	0	0	0	0	0	0	0
A&G-Employee pensions and bene - SERP O&M for Reg Asset 9260-01228	01228	-13,919	-13,919	27,935	0	0	0	0	0	0	0	0	0	0	0	0	0	0	0
A&G-Employee pensions and bene - Medical Benefits Load 9260-01251	01251	0	0	0	513,110	489,505	480,604	534,156	440,232	0	0	0	0	0	0	0	0	0	0
A&G-Employee pensions and bene - Medical Benefits Variance 9260-01252	01252	0	0	0	-22,400	-297,521	-183,495	-293,357	-111,527	0	0	0	0	0	0	0	0	0	0
A&G-Employee pensions and bene - Medical Benefits Load Projects 9260-01263	01263	0	0	0	4,469	7,170	5,432	5,228	4,725	0	0	0	0	0	0	0	0	0	0
A&G-Employee pensions and bene - Empr ESOP Benefits Load 9260-01257	01257	0	0	0	92,479	68,225	86,621	95,272	79,544	0	0	0	0	0	0	0	0	0	0
A&G-Employee pensions and bene - Empr ESOP Benefits Variance 9260-01258	01258	0	0	0	24,397	29,284	19,958	29,845	15,405	0	0	0	0	0	0	0	0	0	0
A&G-Employee pensions and bene - Empr ESOP Benefits Load Projects 9260-0121259	01259	0	0	889	1,415	953	913	828	0	0	0	0	0	0	0	0	0	0	0
A&G-Employee pensions and bene - Emp HSA Benefits Load 9260-01260																			

	Fiscal 2012	Fiscal 2012	Fiscal 2012	Fiscal 2013	Fiscal 2013	Fiscal 2013	Fiscal 2013	Fiscal 2013	Fiscal 2013	Fiscal 2013	Fiscal 2013	Fiscal 2013	Budget 2013	Budget 2013	Budget 2013	Budget 2013	Budget 2013		
	July	August	September	October	November	December	January	February	March	April	May	June	February	March	April	May	June		
subtot																			
A&G-Employee pensions and bene - COU Loan Interest 9360-07488	07488	113,870	113,870	113,870	109,675	63,778	109,675	109,675	0	0	0	0	0	0	0	0	0	0	
A&G-Employee pensions and bene - NQ Retirement Cost 9260-07469	07469	632,155	632,155	632,155	745,546	745,546	745,548	745,548	745,104	0	0	0	0	0	0	0	0	0	
A&G-Employee pensions and bene - Misc Employee Welfare Exp 9260-07499	07499	663	6,060	8,276	4,015	80	0	0	4,343	0	0	0	0	0	0	0	0	0	
A&G-General advertising expens - Building Maintenance 9301-04582	04582	39	-3	0	0	0	0	0	0	0	0	0	0	0	0	0	0	0	
Miscellaneous general expenses - Non-Inventory Supplies 9302-02005	02005	0	0	0	0	0	0	0	0	0	0	0	0	0	0	0	0	0	
Miscellaneous general expenses - Director's Fees 9302-04111	04111	182,171	893	0	211,561	2,413	0	240,782	0	0	0	0	0	0	0	0	0	0	
Miscellaneous general expenses - Board Meeting Expenses 9302-04112	04112	135	14,917	2,310	8,873	3,425	7,959	27,994	50,169	0	0	0	0	0	0	0	0	0	
Miscellaneous general expenses - Directors Retirement Expenses 9302-04113	04113	0	0	117,837	0	0	106,384	104,355	0	0	0	0	0	0	0	0	0	0	
Miscellaneous general expenses - NewsWire/Blast Fax/Email List 9302-04120	04120	538	3,075	0	232	2,793	0	481	2,019	0	0	0	0	0	0	0	0	0	
Miscellaneous general expenses - Inv Relations/Bkng Inst 9302-04121	04121	0	0	4,830	270	0	0	0	0	0	0	0	0	0	0	0	0	0	
Miscellaneous general expenses - Proxy Solicitation Exp 9302-04125	04125	810	810	810	60,787	9,072	23,440	190,624	3,167	0	0	0	0	0	0	0	0	0	
Miscellaneous general expenses - Transfer Agent Administration 9302-04126	04126	17,238	12,378	4,188	-2,146	5,282	13,075	6,619	12,705	0	0	0	0	0	0	0	0	0	
Miscellaneous general expenses - Tr & Reg of Bonds/Debt Faa 9302-04127	04127	62,718	42,975	37,780	69,060	39,109	94,240	157,000	24,820	0	0	0	0	0	0	0	0	0	
Miscellaneous general expenses - NYSE Fees & Exps 9302-04129	04129	157	207	157	207	315	0	89,546	157	0	0	0	0	0	0	0	0	0	
Miscellaneous general expenses - Reimbursement of Fraud Payments 9302-04131	04131	150	-150	55	990	143	-22	-99	0	0	0	0	0	0	0	0	0	0	
Miscellaneous general expenses - Analyst Activities 9302-04140	04140	1,778	2,625	0	1,783	0	15,273	0	6,965	0	0	0	0	0	0	0	0	0	
Miscellaneous general expenses - Web Site 9302-04141	04141	677	677	677	677	677	677	677	677	0	0	0	0	0	0	0	0	0	
Miscellaneous general expenses - Printing/Slides/Graphics 9302-04145	04145	3,003	5,915	0	965	1,618	41,113	0	7,964	0	0	0	0	0	0	0	0	0	
Miscellaneous general expenses - Software Maintenance 9302-04201	04201	475	11,206	9,077	8,686	223	2,923	11,411	2,908	0	0	0	0	0	0	0	0	0	
Miscellaneous general expenses - Heavy Equipment 9302-04302	04302	0	2,273	0	0	0	0	0	0	0	0	0	0	0	0	0	0	0	
Miscellaneous general expenses - Office Supplies 9302-05010	05010	0	0	58	0	0	0	224	275	0	0	0	0	0	0	0	0	0	
Miscellaneous general expenses - Postage/Delivery Services 9302-05111	05111	27	0	0	102	0	0	11	0	0	0	0	0	0	0	0	0	0	
Miscellaneous general expenses - Long Distance 9302-05312	05312	0	0	13	0	0	0	0	0	0	0	0	0	0	0	0	0	0	
Miscellaneous general expenses - Meals and Entertainment 9302-05411	05411	582	3,469	493	203	7,486	404	3,630	2,430	0	0	0	0	0	0	0	0	0	
Miscellaneous general expenses - Spousal & Dependent Travel 9302-05412	05412	855	871	0	0	0	4,724	8,414	1,158	0	0	0	0	0	0	0	0	0	
Miscellaneous general expenses - Transportation 9302-05413	05413	3,265	1,951	4,432	1,633	1,912	2,952	2,316	2,815	0	0	0	0	0	0	0	0	0	
Miscellaneous general expenses - Lodging 9302-05414	05414	2,065	1,531	3,40	1,060	1,541	857	889	984	0	0	0	0	0	0	0	0	0	
Miscellaneous general expenses - Membership Fees 9302-05415	05415	1,735	130	399	490	25	625	525	0	0	0	0	0	0	0	0	0	0	
Miscellaneous general expenses - Misc Employee Expense 9302-05419	05419	25	25	0	0	0	0	65	0	0	0	0	0	0	0	0	0	0	
Miscellaneous general expenses - Employee Development 9302-05420	05420	1,531	-253	0	949	695	0	0	0	0	0	0	0	0	0	0	0	0	
Miscellaneous general expenses - Training 9302-05421	05421	0	0	0	0	0	55	20	40	0	0	0	0	0	0	0	0	0	
Miscellaneous general expenses - Books & Manuals 9302-05424	05424	0	0	323	0	1,000	1,510	1,214	42	0	0	0	0	0	0	0	0	0	
Miscellaneous general expenses - Contract Labor 9302-06111	06111	5,815	25,322	13,534	13,740	14,156	34,009	16,320	11,264	0	0	0	0	0	0	0	0	0	
Miscellaneous general expenses - Legal 9302-06121	06121	0	0	1,166	0	-10	0	497	4,139	0	0	0	0	0	0	0	0	0	
Miscellaneous general expenses - Education Assistance Program 9302-07447	07447	0	239	0	0	0	0	0	0	0	0	0	0	0	0	0	0	0	
Miscellaneous general expenses - Association Dues 9302-07510	07510	2,875	2,875	2,875	2,875	2,875	2,875	2,875	2,875	0	0	0	0	0	0	0	0	0	
Miscellaneous general expenses - Misc General Expense 9302-07590	07590	0	0	0	0	0	0	83	-13	0	0	0	0	0	0	0	0	0	
A&G-Rents - Non-Inventory Supplies 9310-02005	02005	109	59	422	176	0	132	277	148	0	0	0	0	0	0	0	0	0	
A&G-Rents - Vehicle Expense 9310-03004	03004	0	0	0	0	0	0	43	0	0	0	0	0	0	0	0	0	0	
A&G-Rents - Software Maintenance 9310-04201	04201	0	0	0	0	0	0	0	2,040	0	0	0	0	0	0	0	0	0	
A&G-Rents - Building Lease/Rentals 9310-04581	04581	361,573	372,451	367,986	374,372	372,201	372,921	287,252	350,351	0	0	0	0	0	0	0	0	0	
A&G-Rents - Building Maintenance 9310-04582	04582	34,853	42,973	34,782	62,471	26,790	33,002	37,348	21,848	0	0	0	0	0	0	0	0	0	
A&G-Rents - Utilities 9310-04590	04590	22,497	37,743	3,994	19,953	21,582	20,507	32,643	20,981	0	0	0	0	0	0	0	0	0	
A&G-Rents - Office Supplies 9310-05010	05010	30	0	38	0	0	173	0	18	0	0	0	0	0	0	0	0	0	
A&G-Rents - Meals and Entertainment 9310-05411	05411	182	184	184	157	151	0	421	243	0	0	0	0	0	0	0	0	0	
A&G-Rents - Transportation 9310-05413	05413	100	0	100	0	0	0	0	0	0	0	0	0	0	0	0	0	0	
A&G-Rents - Contract Labor 9310-06111	06111	3,518	6,408	3,047	2,588	2,568	6,730	3,158	7,185	0	0	0	0	0	0	0	0	0	
A&G-Rents - Misc Employee Welfare Exp 9310-07439	07439	153	1,815	0	866	750	508	53	582	0	0	0	0	0	0	0	0	0	
A&G-Maintenance of general pla - Office Storage 9320-04085	04085	18,581	17,110	17,978	17,091	18,747	18,214	17,461	19,366	0	0	0	0	0	0	0	0	0	
A&G-Maintenance of general pla - Board Meeting Expenses 9320-04112	04112	0	0	0	0	0	0	0	146	0	0	0	0	0	0	0	0	0	
A&G-Maintenance of general pla - Software Maintenance 9320-04201	04201	436,092	444,571	456,288	1,002,808	510,416	540,008	66,207	335,952	0	0	0	0	0	0	0	0	0	
A&G-Maintenance of general pla - IT Equipment 9320-04212	04212	31,033	19,179	55,190	25,444	48,918	38,538	4,465	8,060	0	0	0	0	0	0	0	0	0	
A&G-Maintenance of general pla - Office Supplies 9320-05010	05010	0	0	0	0	0	645	0	0	0	0	0	0	0	0	0	0	0	
A&G-Maintenance of general pla - Membership Fees 9320-05415	05415	0	0	0	0	205	0	0	0	0	0	0	0	0	0	0	0	0	
A&G-Maintenance of general pla - Contract Labor 9320-06111	06111	5,603	0	0	0	0	0	0	0	0	0	0	0	0	0	0	0	0	
A&G-Administrative expense tra - Billed to West Tex Div 9220-40001	40001	-435,625	-409,402	-657,882	-471,930	-505,441	-533,957	-466,701	-475,953	0	0	0	-535,366	-572,686	-506,807	-583,860	-494,472	0	
A&G-Administrative expense tra - Billed to CO/KS Div 9220-40002	40002	-393,423	-362,218	-578,761	-413,745	-439,466	-465,655	-409,634	-415,727	0	0	0	-482,215	-494,054	-438,543	-503,511	-426,473	0	
A&G-Administrative expense tra - Billed to LA Div 9220-40003	40003	-537,725	-502,188	-805,656	-580,237	-618,001	-654,680	-575,347	-584,585	0	0	0	-649,701	-694,654	-616,455	-707,949	-599,456	0	
A&G-Administrative expense tra - Billed to Mid St Div 9220-40004	40004	-861,392	-860,455	-1,100,665	-822,207	-856,048	-904,236	-795,962	-802,550	0	0	0	-865,512	-925,092	-825,006	-942,627	-799,192	0	
A&G-Administrative expense tra - Billed to Non/Utiles 9220-40007	40007	-195,298	-119,991	-229,965	-146,977	-192,594	-165,380	-139,619	-145,211	0	0	0	-165,101	-174,105	-141,874	-165,722	-138,424	0	
A&G-Administrative expense tra - Billed to Mid-Tex Div 9220-40008	40008	-2,045,962	-1,889,892	-2,342,420	-2,113,558	-2,283,731	-2,436,225	-2,076,378	-2,163,750	0	0	0	#####	#####	#####	-2,327,329	-2,729,094	-2,275,553	0
A&G-Administrative expense tra - Billed to MS Div 9220-40009	40009	-424,352	-396,268	-632,871	-467,701	-486,668	-516,502	-454,153	-480,326	0	0	0	-509,508	-544,241	-483,288	-554,641	-470,032	0	
A&G-Administrative expense tra - Billed to Atmos Pipeline Div 9220-40010	40																		

		Fiscal 2012	Fiscal 2012	Fiscal 2012	Fiscal 2013	Fiscal 2013	Fiscal 2013	Fiscal 2013	Fiscal 2013	Fiscal 2013	Fiscal 2013	Fiscal 2013	Fiscal 2013	Budget	Budget	Budget	Budget	Budget		
	subacct	July	August	September	October	November	December	January	February	March	April	May	June	2013	2013	2013	2013	2013		
Taxes other than income taxes, - Billed to Mid St Div 4081-40004	40004	-39,656	-40,579	-36,327	-35,301	-70,602	-78,970	-45,176	-36,596	0	0	0	0	0	0	0	0	0	0	
Taxes other than income taxes, - Billed to Nonutilites 4081-40007	40007	-8,527	-8,725	-7,810	-7,899	-15,318	-17,134	-9,802	-8,374	0	0	0	0	0	0	0	0	0	0	0
Taxes other than income taxes, - Billed to Mid-Tex Div 4081-40008	40008	-102,904	-105,295	-94,260	-97,121	-184,242	-217,266	-124,291	-106,186	0	0	0	0	0	0	0	0	0	0	0
Taxes other than income taxes, - Billed to MS Div 4081-40009	40009	-19,789	-20,249	-18,127	-18,835	-37,671	-42,136	-24,105	-20,593	0	0	0	0	0	0	0	0	0	0	0
Taxes other than income taxes, - Billed to Atmos Pipeline Div 4081-40010	40010	-39,381	-31,067	-27,811	-28,238	-58,477	-65,498	-37,416	-31,968	0	0	0	0	0	0	0	0	0	0	0
Interest and dividend income - Int & Div Income-Misc 4190-30604	30604	0	0	0	0	0	0	0	79	0	0	0	0	0	0	0	0	0	0	0
Interest and dividend income - Int & Div Inc-Interc 4190-30612	30612	104,933	104,097	115,353	179,966	156,897	164,114	169,599	159,959	0	0	0	0	0	0	0	0	0	0	0
Interest and dividend income - Billed to West Tex Div 4190-40001	40001	-6,285	-6,370	-7,663	-10,386	-9,948	-9,466	-9,723	-8,234	0	0	0	0	0	0	0	0	0	0	0
Interest and dividend income - Billed to CO/KS Div 4190-40002	40002	-5,404	-5,340	-6,978	-9,396	-8,185	-8,567	-8,786	-8,354	0	0	0	0	0	0	0	0	0	0	0
Interest and dividend income - Billed to LA Div 4190-40003	40003	-10,735	-10,877	-12,054	-17,730	-15,445	-16,165	-16,589	-15,764	0	0	0	0	0	0	0	0	0	0	0
Interest and dividend income - Billed to Mid St Div 4190-40004	40004	-13,117	-11,251	-12,447	-19,692	-17,155	-17,954	-18,435	-17,508	0	0	0	0	0	0	0	0	0	0	0
Interest and dividend income - Billed to Mid-Tex Div 4190-40008	40008	-40,431	-40,948	-45,380	-73,078	-63,664	-66,530	-68,415	-64,976	0	0	0	0	0	0	0	0	0	0	0
Interest and dividend income - Billed to MS Div 4190-40009	40009	-7,230	-7,317	-8,109	-12,312	-10,726	-11,225	-11,526	-10,947	0	0	0	0	0	0	0	0	0	0	0
Interest and dividend income - Billed to Atmos Pipeline Div 4190-40010	40010	-21,732	-22,004	-24,386	-37,403	-32,584	-34,103	-35,016	-33,256	0	0	0	0	0	0	0	0	0	0	0
Interest and dividend income - Billed from BTL SS 4190-41134	41134	0	0	0	0	0	0	0	0	0	0	0	0	0	0	61,566	0	0	0	61,566
Miscellaneous nonoperating inc - Misc Non-Operating Income 4210-30606	30606	-376	36	0	0	0	0	2	0	0	0	0	0	0	0	0	0	0	0	0
Miscellaneous nonoperating inc - Billed to MS Div 4210-40009	40009	29	-3	0	0	0	0	0	0	0	0	0	0	0	0	0	0	0	0	0
Miscellaneous nonoperating inc - Billed to Mid St Div 4210-40004	40004	47	-4	0	0	0	0	0	0	0	0	0	0	0	0	0	0	0	0	0
Miscellaneous nonoperating inc - Billed to Atmos Pipeline Div 4210-40010	40010	78	-8	0	0	0	0	0	0	0	0	0	0	0	0	0	0	0	0	0
Miscellaneous nonoperating inc - Billed to CO/KS Div 4210-40002	40002	19	-2	0	0	0	0	0	0	0	0	0	0	0	0	0	0	0	0	0
Miscellaneous nonoperating inc - Billed to LA Div 4210-40003	40003	36	-4	0	0	0	0	0	0	0	0	0	0	0	0	0	0	0	0	0
Miscellaneous nonoperating inc - Billed to West Tex Div 4210-40001	40001	23	-2	0	0	0	0	0	0	0	0	0	0	0	0	0	0	0	0	0
Miscellaneous nonoperating inc - Billed to Mid-Tex Div 4210-40008	40008	146	-14	0	0	0	0	-1	0	0	0	0	0	0	0	0	0	0	0	0
Regulatory Credits - Amortization of FAS109 Regulatory II 4074-30023	30023	1,058	1,058	1,058	1,058	1,058	1,058	1,058	1,058	0	0	0	0	0	0	0	0	0	0	0
Regulatory Credits - Billed to West Tex Div 4074-40001	40001	-63	-65	-65	-81	-68	-81	-61	-81	0	0	0	0	0	0	0	0	0	0	0
Regulatory Credits - Billed to CO/KS Div 4074-40002	40002	-55	-54	-54	-55	-55	-55	-55	-55	0	0	0	0	0	0	0	0	0	0	0
Regulatory Credits - Billed to LA Div 4074-40003	40003	-108	-111	-111	-104	-104	-104	-104	-104	0	0	0	0	0	0	0	0	0	0	0
Regulatory Credits - Billed to Mid-Tex Div 4074-40004	40004	-132	-114	-114	-116	-116	-116	-116	-116	0	0	0	0	0	0	0	0	0	0	0
Regulatory Credits - Billed to West Tex Div 4074-40008	40008	-408	-416	-416	-430	-430	-430	-430	-430	0	0	0	0	0	0	0	0	0	0	0
Regulatory Credits - Billed to MS Div 4074-40009	40009	-73	-74	-74	-72	-72	-72	-72	-72	0	0	0	0	0	0	0	0	0	0	0
Regulatory Credits - Billed to Atmos Pipeline Div 4074-40010	40010	-219	-224	-224	-220	-220	-220	-220	-220	0	0	0	0	0	0	0	0	0	0	0
Interest on long-Term debt - UCC - Mtn 95-1 4270-30918	30918	55,583	55,583	55,583	55,583	55,583	55,583	55,583	55,583	0	0	0	0	0	0	0	0	0	0	0
Interest on long-Term debt - Debentures 6.75 percent 4270-30921	30921	843,750	843,750	843,750	843,750	843,750	843,750	843,750	843,750	0	0	0	0	0	0	0	0	0	0	0
Interest on long-Term debt - Int-5.125 % Senior Notes 4270-30930	30930	1,067,708	960,938	0	0	0	0	0	0	0	0	0	0	0	0	0	0	0	0	0
Interest on long-Term debt - LTD 4.95 % Senior Notes due 2014 4270-30935	30935	2,062,500	2,062,500	2,062,500	2,062,500	2,062,500	2,062,500	2,062,500	2,062,500	0	0	0	0	0	0	0	0	0	0	0
Interest on long-Term debt - LTD 5.95 % Senior Notes due 2034 4270-30936	30936	991,667	991,667	991,667	991,667	991,667	991,667	991,667	991,667	0	0	0	0	0	0	0	0	0	0	0
Interest on long-Term debt - LTD-Rate Lock 4270-30937	30937	167,371	167,371	167,371	167,371	167,371	167,371	167,371	167,371	0	0	0	0	0	0	0	0	0	0	0
Interest on long-Term debt - Fixed Rate due 2017 4270-30939	30939	1,322,917	1,322,917	1,322,917	1,322,917	1,322,917	1,322,917	1,322,917	1,322,917	0	0	0	0	0	0	0	0	0	0	0
Interest on long-Term debt - LTD 8.50 % Senior Notes due 2019 4270-30940	30940	3,187,500	3,187,500	3,187,500	3,187,500	3,187,500	3,187,500	3,187,500	3,187,500	0	0	0	0	0	0	0	0	0	0	0
Interest on long-Term debt - LTD 5.60% Sr Notes due 2041 4270-30941	30941	1,833,333	1,833,333	1,833,333	1,833,333	1,833,333	1,833,333	1,833,333	1,833,333	0	0	0	0	0	0	0	0	0	0	0
Interest on long-Term debt - LTD 4.15% Sr Notes due 2043 4270-30942	30942	0	0	0	0	0	0	1,152,778	1,725,167	0	0	0	0	0	0	0	0	0	0	0
Interest on long-Term debt - Billed to West Tex Div 4270-40001	40001	-690,787	-699,244	-640,435	-603,617	-603,610	-603,610	-670,325	-709,840	0	0	0	0	0	0	0	0	0	0	0
Interest on long-Term debt - Billed to CO/KS Div 4270-40002	40002	-593,915	-588,131	-538,835	-546,250	-546,254	-546,254	-606,429	-642,180	0	0	0	0	0	0	0	0	0	0	0
Interest on long-Term debt - Billed to LA Div 4270-40003	40003	-1,179,757	-1,163,971	-1,093,553	-1,030,779	-1,030,767	-1,030,767	-1,144,316	-1,211,776	0	0	0	0	0	0	0	0	0	0	0
Interest on long-Term debt - Billed to Mid St Div 4270-40004	40004	-1,441,541	-1,232,818	-1,129,133	-1,144,845	-1,144,832	-1,144,832	-1,270,946	-1,346,871	0	0	0	0	0	0	0	0	0	0	0
Interest on long-Term debt - Billed to Mid-Tex Div 4270-40008	40008	-4,443,406	-4,484,515	-4,116,782	-4,248,663	-4,248,646	-4,248,646	-4,716,673	-4,994,733	0	0	0	0	0	0	0	0	0	0	0
Interest on long-Term debt - Billed to MS Div 4270-40009	40009	-794,577	-803,217	-756,667	-716,790	-715,792	-715,792	-794,632	-841,477	0	0	0	0	0	0	0	0	0	0	0
Interest on long-Term debt - Billed to Atmos Pipeline Div 4280-40010	40010	-2,368,345	-2,415,363	-2,212,224	-2,174,577	-2,174,553	-2,174,553	-2,414,100	-2,556,418	0	0	0	0	0	0	0	0	0	0	0
Amortization of debt discount - Int On S/T Loan-Misc 4280-30129	30129	3,669	3,669	3,669	3,669	3,669	3,669	3,669	3,669	0	0	0	0	0	0	0	0	0	0	0
Amortization of debt discount - 5.125% Senior Notes discount 4280-30131	30131	0	8,294	0	0	0	0	0	0	0	0	0	0	0	0	0	0	0	0	0
Amortization of debt discount - Debentures 6.75 percent 4280-30134	30134	8,328	8,328	8,328	8,328	8,328	8,328	8,328	8,328	0	0	0	0	0	0	0	0	0	0	0
Amortization of debt discount - Debt expense on Mid-Tex LTD 4280-30159	30159	43,738	43,738	43,738	43,738	43,738	43,738	43,738	43,738	0	0	0	0	0	0	0	0	0	0	0
Amortization of debt discount - 6.35% Note Amortization 4280-30161	30161	23,906	23,906	23,906	23,906	5,646	42,167	23,906	23,906	0	0	0	0	0	0	0	0	0	0	0
Amortization of debt discount - 8.50% Senior Notes disc 4280-30163	30163	37,881	37,881	37,881	37,881	37,881	37,881	37,881	37,881	0	0	0	0	0	0	0	0	0	0	0
Amortization of debt discount - 5.5% Senior Notes disc 4280-30166	30166	15,572	15,572	15,572	15,572	15,572	15,572	15,572	15,572	0	0	0	0	0	0	0	0	0	0	0
Amortization of debt discount - 4.15% Senior Notes discount 4280-30167	30167	0	0	0	0	0	0	2,611	24,556	0	0	0	0</							

subacct	Fiscal 2012	Fiscal 2012	Fiscal 2012	Fiscal 2013	Fiscal 2013	Fiscal 2013	Fiscal 2013	Fiscal 2013	Fiscal 2013	Fiscal 2013	Fiscal 2013	Fiscal 2013	Budget	Budget	Budget	Budget	Budget	
	July	August	September	October	November	December	January	February	March	April	May	June	2013	2013	2013	2013	2013	
Other interest expense - Int on Taxes 4310-30157	30157	0	1,246	0	-39,569	-1,500	0	0	0	0	0	0	0	0	0	0	0	0
Other interest expense - Comm Paper-Surfnst 4310-30162	30162	36,078	19,757	0	0	0	0	0	0	0	0	0	0	0	0	0	0	0
Other interest expense - CP-Wells Fargo Interest Exp 4310-30165	30165	42,526	31,796	35,896	21,857	17,135	58,006	86,855	25,222	0	0	0	0	0	0	0	0	0
Other interest expense - CP-Deutsche Bank Int Exp 4310-30170	30170	0	12	1,276	29,463	32,900	0	0	22,505	0	0	0	0	0	0	0	0	0
Other interest expense - CP-Goldman Sachs Int Exp 4310-30171	30171	0	4,004	30,719	30,648	29,873	17,319	12,053	5,881	0	0	0	0	0	0	0	0	0
Other interest expense - CP-Morgan Stanley Int Exp 4310-30172	30172	0	4,675	47,536	33,497	40,799	57,444	10,951	5,633	0	0	0	0	0	0	0	0	0
Other interest expense - CP-Royal Banks of Scotland Int Exp 4310-30173	30173	0	8,843	55,742	17,107	33,463	45,428	25,434	11,871	0	0	0	0	0	0	0	0	0
Other interest expense - Billed to West Tax Div 4310-40001	40001	-13,989	-13,732	-21,599	-28,360	-31,924	-34,978	-24,858	-15,513	0	0	0	0	0	0	0	0	0
Other interest expense - Billed to CO/KS Div 4310-40002	40002	-11,941	-11,511	-18,105	-25,856	-28,881	-31,644	-22,488	-14,054	0	0	0	0	0	0	0	0	0
Other interest expense - Billed to LA Div 4310-40003	40003	-23,720	-23,447	-36,891	-48,413	-54,497	-59,711	-42,435	-26,482	0	0	0	0	0	0	0	0	0
Other interest expense - Billed to Mid St Div 4310-40004	40004	-25,953	-24,210	-39,054	-53,770	-60,528	-65,319	-47,130	-29,412	0	0	0	0	0	0	0	0	0
Other interest expense - Billed to Mid-Tax Div 4310-40008	40008	-89,337	-88,270	-138,841	-195,559	-224,629	-245,120	-174,906	-105,153	0	0	0	0	0	0	0	0	0
Other interest expense - Billed to MS Div 4310-40009	40009	-15,975	-15,774	-24,811	-33,619	-37,844	-41,465	-29,487	-18,389	0	0	0	0	0	0	0	0	0
Other interest expense - Billed to Atmos Pipeline Div 4310-40010	40010	-48,015	-47,433	-74,608	-102,134	-114,970	-125,970	-89,522	-55,667	0	0	0	0	0	0	0	0	0
Allowance for borrowed funds u - Billed to West Tax Div 4320-40001	40001	3,732	3,848	3,881	3,463	3,845	3,806	3,879	3,885	0	0	0	0	0	0	0	0	0
Allowance for borrowed funds u - Billed to CO/KS Div 4320-40002	40002	3,209	3,309	3,283	3,133	3,479	3,444	3,509	3,515	0	0	0	0	0	0	0	0	0
Allowance for borrowed funds u - Billed to LA Div 4320-40003	40003	6,373	6,741	6,627	5,911	6,564	6,498	6,622	6,892	0	0	0	0	0	0	0	0	0
Allowance for borrowed funds u - Billed to Mid St Div 4320-40004	40004	7,798	6,960	6,842	6,565	7,230	7,217	7,355	7,365	0	0	0	0	0	0	0	0	0
Allowance for borrowed funds u - Billed to Mid-Tax Div 4320-40008	40008	24,035	25,378	24,947	24,365	27,055	26,784	27,296	27,396	0	0	0	0	0	0	0	0	0
Allowance for borrowed funds u - Billed to MS Div 4320-40009	40009	4,253	4,535	4,458	4,105	4,558	4,512	4,599	4,635	0	0	0	0	0	0	0	0	0
Allowance for borrowed funds u - Billed to Atmos Pipeline Div 4320-40010	40010	12,903	13,635	13,406	12,471	13,848	13,709	13,971	13,991	0	0	0	0	0	0	0	0	0
Donations - Billed to Atmos Pipeline Div 4261-40010	40010	32,312	-132,490	-54,959	-7,455	-156	-9,200	-14,650	-7,860	0	0	0	0	0	0	0	0	0
Donations - Billed to West Tax Div 4261-40001	40001	9,346	-38,356	-15,910	-2,070	-43	-2,555	-4,068	-2,210	0	0	0	0	0	0	0	0	0
Donations - Billed from BTL SS 4261-41134	41134	0	0	0	0	0	0	0	0	0	0	0	-108,833	-108,833	-108,833	-108,833	-108,833	
Donations - Education 4261-30702	30702	0	10,000	0	0	0	7,575	0	16,000	0	0	0	0	0	0	0	0	0
Donations - Health 4261-30705	30705	0	0	2,861	575	0	25,500	35,000	9,675	0	0	0	0	0	0	0	0	0
Donations - Community Welfare 4261-30736	30736	0	535,000	10,255,000	35,000	790	11,200	35,500	5,000	0	0	0	500	500	500	500	500	
Donations - Energy Assistance Program 4261-30711	30711	-158,022	1,725	2,000	0	0	0	0	7,631	0	0	0	0	0	0	0	0	0
Donations - Billed to Mid St Div 4261-40004	40004	19,503	-87,524	-28,051	-3,925	-82	-4,844	-7,713	-4,191	0	0	0	0	0	0	0	0	0
Donations - Billed to Mid-Tax Div 4261-40008	40008	62,115	-246,554	-102,274	-14,585	-305	-17,976	-28,823	-15,552	0	0	0	0	0	0	0	0	0
Donations - Billed to MS Div 4261-40009	40009	10,750	-44,059	-18,276	-2,454	-51	-3,028	-4,822	-2,520	0	0	0	0	0	0	0	0	0
Donations - Billed to CO/KS Div 4261-40002	40002	8,035	-32,151	-13,337	-1,873	-39	-2,311	-3,880	-2,000	0	0	0	0	0	0	0	0	0
Donations - United Way Agencies 4261-30703	30703	0	0	114	0	0	0	0	0	0	0	0	0	0	0	0	0	0
Donations - Default 4261-00000	00000	0	0	0	0	0	0	0	0	0	0	0	108,333	108,333	108,333	108,333	108,333	
Donations - Museums & Arts 4261-30706	30706	0	80,000	0	0	0	0	0	0	0	0	0	0	0	0	0	0	0
Donations - Billed to LA Div 4261-40003	40003	15,981	-65,493	-27,167	-3,534	-74	-4,381	-6,544	-3,773	0	0	0	0	0	0	0	0	0
Civic, Political and Related - Billed to West Tax Div 4264-40001	40001	-5,471	-5,671	-5,517	-7,967	-5,845	-5,428	-6,049	-6,137	0	0	0	0	0	0	0	0	0
Civic, Political and Related - Postage/Delivery Services 4264-05111	05111	0	0	0	356	64	281	13	46	0	0	0	0	0	0	0	0	0
Civic, Political and Related - WAN/LAN/Internet Service 4264-05331	05331	464	457	462	462	0	473	932	0	0	0	0	250	250	250	250	250	
Civic, Political and Related - Billed to CO/KS Div 4264-00002	40002	4,253	4,535	4,458	4,105	4,558	4,512	4,599	4,635	0	0	0	0	0	0	0	0	0
Civic, Political and Related - Political Activities 4264-30737	30737	0	5,650	11,642	27,130	2,204	0	0	6,056	0	0	0	5,916	5,916	5,916	5,916	5,916	
Civic, Political and Related - Misc General Expense 4264-07590	07590	70	0	20	0	0	0	0	701	0	0	0	0	0	0	0	0	0
Civic, Political and Related - Entertainment & Sports Events 4264-30743	30743	0	0	0	0	5,500	2,201	0	0	0	0	0	0	0	0	0	0	0
Civic, Political and Related - Billed from Govt Affairs 4264-41106	41106	0	0	0	0	0	0	0	0	0	0	0	0	0	0	0	0	0
Civic, Political and Related - Non-project Labor 4264-01000	01000	19,665	19,665	19,665	21,777	31,332	20,889	20,905	20,914	0	0	0	-39,054	-39,444	-40,655	-44,214	-38,417	
Civic, Political and Related - Expense Labor Accrual 4264-01008	01008	1,987	2,950	0	4,322	-8,933	1,045	3,141	3	0	0	0	18,027	18,928	18,830	20,731	18,027	
Civic, Political and Related - Workers Comp Insurance 4264-01221	01221	43	45	39	47	40	39	43	38	0	0	0	0	0	0	0	0	0
Civic, Political and Related - Spousal & Dependent Travel 4264-05412	05412	0	0	12	35	180	90	0	105	0	0	0	0	0	0	0	0	0
Civic, Political and Related - Basis Life Benefits Load 4264-01288	01288	0	0	0	131	112	110	120	149	0	0	0	0	0	0	0	0	0
Civic, Political and Related - Billed to Atmos Pipeline Div 4264-40010	40010	-6,872	-9,439	-10,192	-15,568	-10,374	-8,923	-9,690	-10,477	0	0	0	0	0	0	0	0	0
Civic, Political and Related - Books & Manuals 4264-05424	05424	423	895	409	71	558	373	1,291	563	0	0	0	200	200	200	200	200	
Civic, Political and Related - Contract Labor 4264-06111	06111	2,025	2,130	2,017	1,923	2,130	2,165	1,977	2,065	0	0	0	2,000	2,000	2,000	2,000	2,000	
Civic, Political and Related - Other Benefits Load 4264-01200	01200	4,781	4,988	4,346	0	0	0	0	0	0	0	0	7,121	7,477	7,833	8,189	7,121	
Civic, Political and Related - Lodging 4264-05414	05414	1,595	526	1,399	394	423	725	416	900	0	0	0	583	583	583	583	583	
Civic, Political and Related - Building Lease/Rents 4264-04581	04581	2,981	2,980	0	6,002	32	3,017	6,020	3,212	0	0	0	0	0	0	0	0	0
Civic, Political and Related - Restricted Stock - Long Term Incent 4264-07458	07458	737	737	1,575	199	581	576	580	524	0	0	0	1,215	1,345	1,302	3,603	1,578	
Civic, Political and Related - Office Supplies 4264-05010	05010	0	0	0	0	0	0	0	0	0	0	0	167	167	167	167	167	
Civic, Political and Related - Billed to MS Div 4264-40009	40009	-342	-616	-1,186	-2,113	-966	-500	-418	-783	0	0	0	0	0	0	0	0	0
Civic, Political and Related - Variable Pay & Mgmt Incentive Plans 4264-07452	07452	0	0	0	0	2,040	0	0	0	0	0	0	0	0	0	0	0	0
Civic, Political and Related - FAS 108 Benefits Load 4264-01203	01203	1,190	1,244	1,082	1,827	1,568	1,535	1,653	1,664	0	0	0	0	0	0	0	0	0
Civic, Political and Related - Medical Benefits Load 4264-01251	01251	0	0	0	4,489	3,853	3,773	4,138	3,858	0	0	0	0	0	0	0	0	0
Civic, Political and Related - Empr ESOP Benefits Load 4264-01257	01257	0	0	0	609	694	680	745	648	0	0	0	0	0	0	0	0	0
Civic, Political and Related - RSP FACC Benefits Load 4264-01263	01263	0	0	0	78	66												

subacct	Fiscal 2012	Fiscal 2012	Fiscal 2012	Fiscal 2013	Fiscal 2013	Fiscal 2013	Fiscal 2013	Fiscal 2013	Fiscal 2013	Fiscal 2013	Fiscal 2013	Fiscal 2013	Budget	Budget	Budget	Budget	Budget	
	July	August	September	October	November	December	January	February	March	April	May	June	2013	2013	2013	2013	2013	
Other deductions - Employee Development 4265-05420	05420	39	0	0	0	0	0	0	0	0	0	0	0	0	0	0	0	0
Other deductions - Misc Employee Welfare Exp 4265-07499	07499	1,035	65	234	130	2,161	3,097	996	143	0	0	0	0	0	0	0	0	0
Other deductions - Association Dues 4265-07510	07510	-1,500	0	0	5,000	0	0	0	0	0	0	0	0	0	0	0	0	0
Other deductions - Misc Income Deductions 4265-30740	30740	50	0	64,751	6,492	4,729	167	514	13,969	0	0	0	0	0	0	0	0	0
Other deductions - Entertainment & Sports Events 4265-30743	30743	318	200	2,193	1,217	500	4,712	0	0	0	0	0	1,750	250	850	250	250	250
Other deductions - Billed to West Tex Div 4265-40001	40001	-2,471	-8,901	-19,348	-4,029	-2,415	-3,546	-1,878	-3,067	0	0	0	0	0	0	0	0	0
Other deductions - Billed to CO/KS Div 4265-40002	40002	-2,124	-7,461	-16,218	-3,645	-2,164	-3,206	-1,516	-2,774	0	0	0	0	0	0	0	0	0
Other deductions - Billed to LA Div 4265-40003	40003	-4,220	-16,199	-33,036	-6,878	-4,122	-6,053	-2,861	-5,235	0	0	0	0	0	0	0	0	0
Other deductions - Billed to Mid St Div 4265-40004	40004	-5,159	-15,893	-34,111	-7,639	-4,578	-6,723	-3,178	-5,814	0	0	0	0	0	0	0	0	0
Other deductions - Billed to Mid-Tex Div 4265-40008	40008	-15,993	-57,218	-124,369	-28,348	-16,990	-24,950	-11,793	-21,577	0	0	0	0	0	0	0	0	0
Other deductions - Billed to MS Div 4265-40009	40009	-2,842	-10,225	-22,225	-4,776	-2,852	-4,203	-1,887	-3,635	0	0	0	0	0	0	0	0	0
Other deductions - Billed to Atmos Pipeline Div 4265-40010	40010	-8,543	-30,747	-66,832	-14,509	-8,696	-12,770	-6,036	-11,044	0	0	0	0	0	0	0	0	0
Other deductions - Billed from BTL SS 4265-41134	41134	0	0	0	0	0	0	0	0	0	0	0	-223,075	-1,575	-2,175	-1,575	-1,575	-1,575
Income taxes, utility operatin - Default 4091-00000	00000	0	0	0	0	0	0	0	0	0	0	0	0	23,624	1	1	23,626	23,626
Income taxes, utility operatin - Federal Income Taxes 4091-30201	30201	295,403	346,529	27,671,314	55,371	233,599	9,846,753	645,131	352,779	0	0	0	0	0	0	0	0	0
Income taxes, utility operatin - State Income Taxes 4091-30202	30202	173,211	431,665	-1,017,613	-384,186	-494,391	668,759	-627,582	-538,595	0	0	0	0	0	0	0	0	0
Provision for deferred income - Federal Income Taxes 4101-30201	30201	0	0	-66,842,262	0	0	-10,210,021	0	16,220	0	0	0	0	0	0	0	0	0
Provision for deferred income - State Income Taxes 4101-30202	30202	0	0	722,325	0	0	209,818	0	-114,962	0	0	0	0	0	0	0	0	0
Income Statement - Net Income (Loss)		-79,727	26,881	22,399,185	174,459	179,339	-354,399	636,855	289,719	0	0	0	-125,035	37,956	11	3	37,952	37,952

Dallas Atmos Rate Division - 0920IV

	Budget 2013 July	Budget 2013 August	Budget 2013 September
Storage-Operation supervision - Software Maintenance 8140-04201	04201	0	0
Storage-Purification expenses - Misc Employee Welfare Exp 8210-07499	07499	0	0
Mains expenses - Capital Labor Contra 8560-01002	01002	0	0
Mains expenses - Capital Labor Transfer In 8560-01011	01011	0	0
Distribution-Operation supervi - Non-project Labor 8700-01000	01000	0	0
Distribution-Operation supervi - Capital Labor Contra 8700-01002	01002	0	0
Distribution-Operation supervi - Expense Labor Accrual 8700-01008	01008	0	0
Distribution-Operation supervi - Capital Labor Transfer In 8700-01011	01011	0	0
Distribution-Operation supervi - Expense Labor Transfer In 8700-01013	01013	0	0
Distribution-Operation supervi - Inventory Materials 8700-02001	02001	0	0
Distribution-Operation supervi - Non-Inventory Supplies 8700-02005	02005	0	0
Distribution-Operation supervi - Office Supplies 8700-05010	05010	0	0
Distribution-Operation supervi - Postage/Delivery Services 8700-05111	05111	0	0
Distribution-Operation supervi - Telecom Maintenance & Repair 8700-05316	05316	0	0
Distribution-Operation supervi - WAN/LAN/Internet Service 8700-05331	05331	0	0
Distribution-Operation supervi - Cellular, radio, pager charges 8700-05384	05384	0	0
Distribution-Operation supervi - Meals and Entertainment 8700-05411	05411	0	0
Distribution-Operation supervi - Membership Fees 8700-05415	05415	0	0
Distribution-Operation supervi - Misc Employee Expense 8700-05419	05419	0	0
Distribution-Operation supervi - Safety Training 8700-05426	05426	0	0
Distribution-Operation supervi - Contract Labor 8700-05111	05111	0	0
Distribution-Operation supervi - Misc Employee Welfare Exp 8700-07499	07499	0	0
Mains and Services Expenses - Non-project Labor 8740-01000	01000	0	0
Mains and Services Expenses - Expense Labor Accrual 8740-01008	01008	0	0
Mains and Services Expenses - Vehicle Lease Payments 8740-03002	03002	0	0
Mains and Services Expenses - Vehicle Expense 8740-03004	03004	0	0
Mains and Services Expenses - Equipment Lease 8740-04301	04301	0	0
Mains and Services Expenses - Heavy Equipment 8740-04302	04302	0	0
Mains and Services Expenses - Postage/Delivery Services 8740-05111	05111	0	0
Mains and Services Expenses - Transportation 8740-05413	05413	0	0
Mains and Services Expenses - Uniforms 8740-07443	07443	0	0
Distribution-Rentis - Building Lease/Rents 8810-04581	04581	0	0
Customer accounts-Meter readin - Non-project Labor 9020-01000	01000	0	0
Customer accounts-Meter readin - Expense Labor Accrual 9020-01008	01008	0	0
Customer accounts-Meter readin - Office Supplies 9020-05010	05010	0	0
Customer accounts-Meter readin - Meals and Entertainment 9020-05411	05411	0	0
Customer accounts-Customer rec - Bank Service Charge 9030-04130	04130	0	0
Customer accounts-Customer rec - Contract Labor 9030-06111	06111	0	0
Sales-Demonstrating and sellin - Promo Other, Misc 9120-04021	04021	0	0
Sales-Demonstrating and sellin - Advertising 9120-04044	04044	0	0
Sales-Demonstrating and sellin - Customer Relations & Assist 9120-04046	04046	0	0
Sales-Demonstrating and sellin - Web Site 9120-04141	04141	0	0
Sales-Demonstrating and sellin - Office Supplies 9120-05010	05010	0	0
Sales-Advertising expenses - Customer Relations & Assist 9130-04046	04046	0	0
A&G-Administrative & general s - Default 9200-00000	00000	5,262,225	5,967,343
A&G-Administrative & general s - Non-project Labor 9200-01000	01000	0	0
A&G-Administrative & general s - Capital Labor 9200-01001	01001	0	0
A&G-Administrative & general s - Capital Labor Contra 9200-01002	01002	0	0
A&G-Administrative & general s - O&M Project Labor and Contra 9200-01006	01006	0	0
A&G-Administrative & general s - Expense Labor Accrual 9200-01008	01008	0	0
A&G-Administrative & general s - PTO Accrual 9200-01010	01010	0	0
A&G-Administrative & general s - Capital Labor Transfer In 9200-01011	01011	0	0
A&G-Administrative & general s - Capital Labor Transfer Out 9200-01012	01012	0	0
A&G-Administrative & general s - Expense Labor Transfer In 9200-01013	01013	0	0
A&G-Administrative & general s - Expense Labor Transfer Out 9200-01014	01014	0	0
A&G-Administrative & general s - A&G Overhead Clearing 9200-04863	04863	0	0
A&G-Administrative & general s - Contract Labor 9200-06111	06111	0	0
A&G-Office supplies & expense - Inventory Materials 9210-02001	02001	0	0
A&G-Office supplies & expense - Non-Inventory Supplies 9210-02005	02005	0	0
A&G-Office supplies & expense - Purchasing Card Charges 9210-02008	02008	0	0
A&G-Office supplies & expense - Vehicle Expense 9210-03004	03004	0	0
A&G-Office supplies & expense - Safety, Newspaper 9210-04001	04001	0	0
A&G-Office supplies & expense - Safety 9210-04018	04018	0	0
A&G-Office supplies & expense - Promo Other, Misc 9210-04021	04021	0	0
A&G-Office supplies & expense - Community Rel&Trade Shows 9210-04040	04040	0	0
A&G-Office supplies & expense - Advertising 9210-04044	04044	0	0
A&G-Office supplies & expense - Customer Relations & Assist 9210-04046	04046	0	0
A&G-Office supplies & expense - Offsite Storage 9210-04065	04065	0	0
A&G-Office supplies & expense - Insurance-Other 9210-04070	04070	0	0
A&G-Office supplies & expense - Board Meeting Expenses 9210-04112	04112	0	0
A&G-Office supplies & expense - Newswire/Blast Fax/Mail List 9210-04120	04120	0	0
A&G-Office supplies & expense - Annual Report Design, Printing & Dis 9210-04121;04122	04121	0	0
A&G-Office supplies & expense - Analyst Activities 9210-04140	04140	0	0
A&G-Office supplies & expense - Web Site 9210-04141	04141	0	0
A&G-Office supplies & expense - Public Relations 9210-04146	04146	0	0
A&G-Office supplies & expense - Software Maintenance 9210-04201	04201	0	0
A&G-Office supplies & expense - IT Equipment 9210-04212	04212	0	0
A&G-Office supplies & expense - Equipment Lease 9210-04301	04301	0	0
A&G-Office supplies & expense - Heavy Equipment 9210-04302	04302	0	0
A&G-Office supplies & expense - Parts 9210-04306	04306	0	0
A&G-Office supplies & expense - Building Lease/Rents 9210-04581	04581	0	0
A&G-Office supplies & expense - Building Maintenance 9210-04582	04582	0	0
A&G-Office supplies & expense - Utilities 9210-04590	04590	0	0
A&G-Office supplies & expense - Land Rights 9210-04889	04889	0	0
A&G-Office supplies & expense - Office Supplies 9210-05010	05010	0	0
A&G-Office supplies & expense - Postage/Delivery Services 9210-05111	05111	0	0
A&G-Office supplies & expense - Monthly Lines and service 9210-05310	05310	0	0



	Budget 2013	Budget 2013	Budget 2013
	July	August	September
A&G-Office supplies & expense - Long Distance 9210-05312	05312	0	0
A&G-Office supplies & expense - Toll Free Long Distance 9210-05314	05314	0	0
A&G-Office supplies & expense - Telecom Maintenance & Repair 9210-05316	05316	0	0
A&G-Office supplies & expense - WAN/LAN/Internet Service 9210-05331	05331	0	0
A&G-Office supplies & expense - Cellular, radio, pager charges 9210-05364	05364	0	0
A&G-Office supplies & expense - Cell service for MDT's, PC's, SCADA 9210-05378	05378	0	0
A&G-Office supplies & expense - Cell phone equipment and accessories 9210-05377	0	0	0
A&G-Office supplies & expense - Audio Conference 9210-05390	05390	0	0
A&G-Office supplies & expense - Meals and Entertainment 9210-05411	05411	0	0
A&G-Office supplies & expense - Spousal & Dependent Travel 9210-05412	05412	0	0
A&G-Office supplies & expense - Transportation 9210-05413	05413	0	0
A&G-Office supplies & expense - Lodging 9210-05414	05414	0	0
A&G-Office supplies & expense - Membership Fees 9210-05415	05415	0	0
A&G-Office supplies & expense - Club Dues - Deductible 9210-05417	05417	0	0
A&G-Office supplies & expense - Misc Employee Expense 9210-05419	05419	0	0
A&G-Office supplies & expense - Employee Development 9210-05420	05420	0	0
A&G-Office supplies & expense - Training 9210-05421	05421	0	0
A&G-Office supplies & expense - Books & Manuals 9210-05424	05424	0	0
A&G-Office supplies & expense - Safety Training 9210-05425	05425	0	0
A&G-Office supplies & expense - Technical (Job Skills) Training 9210-05427	05427	0	0
A&G-Office supplies & expense - Computer Skills & Systems Training 9210-05428	05428	0	0
A&G-Office supplies & expense - Work Environment Training 9210-05429	05429	0	0
A&G-Office supplies & expense - Gas Supplies Services 9210-05430	05430	0	0
A&G-Office supplies & expense - Contract Labor 9210-06111	06111	0	0
A&G-Office supplies & expense - Legal 9210-06121	06121	0	0
A&G-Office supplies & expense - Non-Qual Reimburse Exp 9210-07449	07449	0	0
A&G-Office supplies & expense - Employee Broadcast and Publication 9210-07495	07495	0	0
A&G-Office supplies & expense - Misc Employee Welfare Exp 9210-07499	07499	0	0
A&G-Office supplies & expense - Association Dues 9210-07510	07510	0	0
A&G-Office supplies & expense - Misc General Expense 9210-07590	07590	0	0
A&G-Office supplies & expense - UCG Beginning Balance 3-31-98 9210-09195	09195	0	0
A&G-Office supplies & expense - Reimbursements 9210-09911	09911	0	0
A&G-Outside services employed - Postage/Delivery Services 9230-05111	05111	0	0
A&G-Outside services employed - Meals and Entertainment 9230-05411	05411	0	0
A&G-Outside services employed - Lodging 9230-05414	05414	0	0
A&G-Outside services employed - Safety Training 9230-05426	05426	0	0
A&G-Outside services employed - Contract Labor 9230-06111	06111	0	0
A&G-Outside services employed - Legal 9230-06121	06121	0	0
A&G-Property insurance - Blueflame Property Insurance 9240-04069	04069	0	0
A&G-Property insurance - Insurance-Other 9240-04070	04070	0	0
A&G-Injuries & damages - Other Benefits Variance 9250-01201	01201	0	0
A&G-Injuries & damages - Workers Comp Variance 9250-01205	01205	0	0
A&G-Injuries & damages - Workers Comp Insurance 9250-01221	01221	0	0
A&G-Injuries & damages - Other Benefits Load Projects 9250-01230	01230	0	0
A&G-Injuries & damages - Workers Comp Benefits Load Projects 9250-01233	01233	0	0
A&G-Injuries & damages - Insurance-Other 9250-04070	04070	0	0
A&G-Injuries & damages - Insurance Reserve 9250-07115	07115	0	0
A&G-Injuries & damages - Insurance - D&O 9250-07119	07119	0	0
A&G-Injuries & damages - Insurance - Public Liability 9250-07121	07121	0	0
A&G-Employee pensions and bene - Other Benefits Load 9260-01203	01203	0	0
A&G-Employee pensions and bene - Other Benefits Variance 9260-01201	01201	0	0
A&G-Employee pensions and bene - Pension Benefits Load 9260-01202	01202	0	0
A&G-Employee pensions and bene - FAS106 Benefits Load 9260-01203	01203	0	0
A&G-Employee pensions and bene - Pension Benefits Variance 9260-01205	01205	0	0
A&G-Employee pensions and bene - FAS106 Benefits Variance 9260-01207	01207	0	0
A&G-Employee pensions and bene - FAS87 O&M for Reg Asset 9260-01226	01226	0	0
A&G-Employee pensions and bene - FAS108 O&M for Reg Asset 9260-01227	01227	0	0
A&G-Employee pensions and bene - SERP O&M for Reg Asset 9260-01228	01228	0	0
A&G-Employee pensions and bene - Medical Benefits Load 9260-01251	01251	0	0
A&G-Employee pensions and bene - Medical Benefits Variance 9260-01252	01252	0	0
A&G-Employee pensions and bene - Medical Benefits Load Projects 9260-01253	01253	0	0
A&G-Employee pensions and bene - Empr ESOP Benefits Load 9260-01257	01257	0	0
A&G-Employee pensions and bene - Empr ESOP Benefits Variance 9260-01256	01256	0	0
A&G-Employee pensions and bene - Empr ESOP Benefits Load Projects 9260-01259	01259	0	0
A&G-Employee pensions and bene - Emp HSA Benefits Load 9260-01260	01260	0	0
A&G-Employee pensions and bene - Emp HSA Benefits Variance 9260-01261	01261	0	0
A&G-Employee pensions and bene - Emp HSA Benefits Load Projects 9260-01262	01262	0	0
A&G-Employee pensions and bene - RSP FACCC Benefits Load 9260-01263	01263	0	0
A&G-Employee pensions and bene - RSP FACCC Benefits Variance 9260-01264	01264	0	0
A&G-Employee pensions and bene - RSP FACCC Benefits Load Projects 9260-01265	01265	0	0
A&G-Employee pensions and bene - Basic Life Benefits Load 9260-01266	01266	0	0
A&G-Employee pensions and bene - Basic Life Benefits Variance 9260-01267	01267	0	0
A&G-Employee pensions and bene - Basic Life Benefits Load Projects 9260-01268	01268	0	0
A&G-Employee pensions and bene - LTD Benefits Load 9260-01269	01269	0	0
A&G-Employee pensions and bene - LTD Benefits Variance 9260-01270	01270	0	0
A&G-Employee pensions and bene - LTD Benefits Load Projects 9260-01271	01271	0	0
A&G-Employee pensions and bene - Other Benefits Load Projects 9260-01290	01290	0	0
A&G-Employee pensions and bene - Pension Benefits Load Projects 9260-01291	01291	0	0
A&G-Employee pensions and bene - FAS106 Benefits Load Projects 9260-01292	01292	0	0
A&G-Employee pensions and bene - Meals and Entertainment 9260-05411	05411	0	0
A&G-Employee pensions and bene - Service Awards 9260-07442	07442	0	0
A&G-Employee pensions and bene - Education Assistance Program 9260-07447	07447	0	0
A&G-Employee pensions and bene - Variable Pay & Mgmt Incentive Plans 9260-07452	07452	0	0
A&G-Employee pensions and bene - Exec Compensation-Other 9260-07453	07453	0	0
A&G-Employee pensions and bene - Restricted Stock - Long Term Incent 9260-07458	07458	0	0
A&G-Employee pensions and bene - RSU-Long Term Incentive Plan - Time 9260-07460	07460	0	0
A&G-Employee pensions and bene - RSU-Management Incentive Plan 9260-07463	07463	0	0
A&G-Employee pensions and bene - Rabbi Trust Gain/Loss 9260-07486	07486	0	0
A&G-Employee pensions and bene - COLI CSV & Premiums 9260-07487	07487	0	0

	Budget 2013	Budget 2013	Budget 2013
	July	August	September
A&G-Employee pensions and bene - COLI Loan Interest 9260-07488	07488	0	0
A&G-Employee pensions and bene - NQ Retirement Cost 9260-07489	07489	0	0
A&G-Employee pensions and bene - Misc Employee Welfare Exp 9260-07499	07499	0	0
A&G-General advertising expens - Building Maintenance 9301-04582	04582	0	0
Miscellaneous general expenses - Non-Inventory Supplies 9302-02005	02005	0	0
Miscellaneous general expenses - Directors Fees 9302-04111	04111	0	0
Miscellaneous general expenses - Board Meeting Expenses 9302-04112	04112	0	0
Miscellaneous general expenses - Directors Retirement Expenses 9302-04113	04113	0	0
Miscellaneous general expenses - Newswire/Blast Fax/Mail List 9302-04120	04120	0	0
Miscellaneous general expenses - Inv Relations/Bnkg Inst 9302-04121	04121	0	0
Miscellaneous general expenses - Proxy Solicitation Exp 9302-04125	04125	0	0
Miscellaneous general expenses - Transfer Agent Administration 9302-04126	04126	0	0
Miscellaneous general expenses - Tr & Rag of Bonds/Debt Fee 9302-04127	04127	0	0
Miscellaneous general expenses - NYSE Fees & Exps 9302-04129	04129	0	0
Miscellaneous general expenses - Reimbursement of Fraud Payments 9302-04130	04130	0	0
Miscellaneous general expenses - Analyst Activities 9302-04140	04140	0	0
Miscellaneous general expenses - Web Site 9302-04141	04141	0	0
Miscellaneous general expenses - Printing/Slides/Graphics 9302-04145	04145	0	0
Miscellaneous general expenses - Software Maintenance 9302-04201	04201	0	0
Miscellaneous general expenses - Heavy Equipment 9302-04302	04302	0	0
Miscellaneous general expenses - Office Supplies 9302-05010	05010	0	0
Miscellaneous general expenses - Postage/Delivery Services 9302-05111	05111	0	0
Miscellaneous general expenses - Long Distance 9302-05312	05312	0	0
Miscellaneous general expenses - Meals and Entertainment 9302-05411	05411	0	0
Miscellaneous general expenses - Spouse & Dependent Travel 9302-05412	05412	0	0
Miscellaneous general expenses - Transportation 9302-05413	05413	0	0
Miscellaneous general expenses - Lodging 9302-05414	05414	0	0
Miscellaneous general expenses - Membership Fees 9302-05415	05415	0	0
Miscellaneous general expenses - Misc Employee Expense 9302-05419	05419	0	0
Miscellaneous general expenses - Employee Development 9302-05420	05420	0	0
Miscellaneous general expenses - Training 9302-05421	05421	0	0
Miscellaneous general expenses - Books & Manuals 9302-05424	05424	0	0
Miscellaneous general expenses - Contract Labor 9302-06111	06111	0	0
Miscellaneous general expenses - Legal 9302-06121	06121	0	0
Miscellaneous general expenses - Education Assistance Program 9302-07447	07447	0	0
Miscellaneous general expenses - Association Dues 9302-07510	07510	0	0
Miscellaneous general expenses - Misc General Expense 9302-07590	07590	0	0
A&G-Rents - Non-Inventory Supplies 9310-02005	02005	0	0
A&G-Rents - Vehicle Expense 9310-03004	03004	0	0
A&G-Rents - Software Maintenance 9310-04201	04201	0	0
A&G-Rents - Building Lease/Rentals 9310-04581	04581	0	0
A&G-Rents - Building Maintenance 9310-04582	04582	0	0
A&G-Rents - Utilities 9310-04590	04590	0	0
A&G-Rents - Office Supplies 9310-05010	05010	0	0
A&G-Rents - Meals and Entertainment 9310-05411	05411	0	0
A&G-Rents - Transportation 9310-05413	05413	0	0
A&G-Rents - Contract Labor 9310-06111	06111	0	0
A&G-Rents - Misc Employee Welfare Exp 9310-07499	07499	0	0
A&G-Maintenance of general pla - Offsite Storage 9320-04065	04065	0	0
A&G-Maintenance of general pla - Board Meeting Expenses 9320-04112	04112	0	0
A&G-Maintenance of general pla - Software Maintenance 9320-04201	04201	0	0
A&G-Maintenance of general pla - IT Equipment 9320-04212	04212	0	0
A&G-Maintenance of general pla - Office Supplies 9320-05010	05010	0	0
A&G-Maintenance of general pla - Membership Fees 9320-05415	05415	0	0
A&G-Maintenance of general pla - Contract Labor 9320-06111	06111	0	0
A&G-Administrative expense tra - Billed to West Tex Div 9220-40001	40001	-529,905	-502,574
A&G-Administrative expense tra - Billed to CO/KS Div 9220-40002	40002	-458,521	-433,238
A&G-Administrative expense tra - Billed to LA Div 9220-40003	40003	-644,539	-608,927
A&G-Administrative expense tra - Billed to Mid St Div 9220-40004	40004	-860,178	-811,274
A&G-Administrative expense tra - Billed to NonUtilities 9220-40007	40007	-147,165	-141,804
A&G-Administrative expense tra - Billed to Mid-Tex Div 9220-40008	40008	-2,434,787	-2,334,676
A&G-Administrative expense tra - Billed to MS Div 9220-40009	40009	-505,383	-477,911
A&G-Administrative expense tra - Billed to Atmos Pipeline Div 9220-40010	40010	-681,757	-657,243
Depreciation Expense - Depr Exp-General Plant 4030-30007	30007	0	0
Depreciation Expense - Vehicle Depreciation 4030-30031	30031	0	0
Depreciation Expense - Tools & Shop Depreciation 4030-30081	30081	0	0
Depreciation Expense - Lab Depreciation 4030-30071	30071	0	0
Depreciation Expense - Billed to West. Tax Div 4030-40001	40001	0	0
Depreciation Expense - Billed to CO/KS Div 4030-40002	40002	0	0
Depreciation Expense - Billed to LA Div 4030-40003	40003	0	0
Depreciation Expense - Billed to Mid St Div 4030-40004	40004	0	0
Depreciation Expense - Billed to Mid-Tex Div 4030-40008	40008	0	0
Depreciation Expense - Billed to MS Div 4030-40009	40009	0	0
Depreciation Expense - Billed to Atmos Pipeline Div 4030-40010	40010	0	0
Depreciation Expense - Billing for Taxes Other and Depr 4030-41124	41124	0	0
Taxes other than income taxes, - Payroll Tax Projects 4081-01256	01256	0	0
Taxes other than income taxes, - Fica Load 4081-01210	01210	0	0
Taxes other than income taxes, - Futa Load 4081-01211	01211	0	0
Taxes other than income taxes, - Suta Load Accrual 4081-01215	01215	0	0
Taxes other than income taxes, - Fica Load Accrual 4081-01213	01213	0	0
Taxes other than income taxes, - Futa Load Accrual 4081-01214	01214	0	0
Taxes other than income taxes, - Suta Load 4081-01212	01212	0	0
Taxes other than income taxes, - Other Benefits Load Projects 4081-01290	01290	0	0
Taxes other than income taxes, - Ad Valorem - Accrual 4081-30101	30101	0	0
Taxes other than income taxes, - Corp/Slate Franchise Tax 4081-30105	30105	0	0
Taxes other than income taxes, - Taxes Property And Other 4081-30102	30102	0	0
Taxes other than income taxes, - Billed to West Tex Div 4081-40001	40001	0	0
Taxes other than income taxes, - Billed to CO/KS Div 4081-40002	40002	0	0
Taxes other than income taxes, - Billed to LA Div 4081-40003	40003	0	0

	Budget 2013	Budget 2013	Budget 2013
	July	August	September
Taxes other than income taxes - Billed to Mid St Div 4081-40004	40004	0	0
Taxes other than income taxes - Billed to NonUtilities 4081-40007	40007	0	0
Taxes other than income taxes - Billed to Mid-Tex Div 4081-40008	40008	0	0
Taxes other than income taxes - Billed to MS Div 4081-40009	40009	0	0
Taxes other than income taxes - Billed to Atmos Pipeline Div 4081-40010	40010	0	0
Interest and dividend income - Int & Div Income-Misc 4190-30604	30604	0	0
Interest and dividend income - Int & Div Inc-Interco 4190-30612	30612	0	0
Interest and dividend income - Billed to West Tex Div 4190-40001	40001	0	0
Interest and dividend income - Billed to CO/KS Div 4190-40002	40002	0	0
Interest and dividend income - Billed to LA Div 4190-40003	40003	0	0
Interest and dividend income - Billed to Mid St Div 4190-40004	40004	0	0
Interest and dividend income - Billed to Mid-Tex Div 4190-40008	40008	0	0
Interest and dividend income - Billed to MS Div 4190-40009	40009	0	0
Interest and dividend income - Billed to Atmos Pipeline Div 4190-40010	40010	0	0
Interest and dividend income - Billed from BTL SS 4190-41134	41134	0	61,566
Miscellaneous nonoperating inc - Misc Non-Operating Income 4210-30606	30606	0	0
Miscellaneous nonoperating inc - Billed to MS Div 4210-40009	40009	0	0
Miscellaneous nonoperating inc - Billed to Mid St Div 4210-40004	40004	0	0
Miscellaneous nonoperating inc - Billed to Atmos Pipeline Div 4210-40010	40010	0	0
Miscellaneous nonoperating inc - Billed to CO/KS Div 4210-40002	40002	0	0
Miscellaneous nonoperating inc - Billed to LA Div 4210-40003	40003	0	0
Miscellaneous nonoperating inc - Billed to West Tex Div 4210-40001	40001	0	0
Miscellaneous nonoperating inc - Billed to Mid-Tex Div 4210-40008	40008	0	0
Regulatory Credits - Amortization of FAS109 Regulatory It 4074-30023	30023	0	0
Regulatory Credits - Billed to West Tex Div 4074-40001	40001	0	0
Regulatory Credits - Billed to CO/KS Div 4074-40002	40002	0	0
Regulatory Credits - Billed to LA Div 4074-40003	40003	0	0
Regulatory Credits - Billed to Mid St Div 4074-40004	40004	0	0
Regulatory Credits - Billed to Mid-Tex Div 4074-40008	40008	0	0
Regulatory Credits - Billed to MS Div 4074-40009	40009	0	0
Regulatory Credits - Billed to Atmos Pipeline Div 4074-40010	40010	0	0
Interest on long-Term debt - LCG - Mtn 95-1 4270-30918	30918	0	0
Interest on long-Term debt - Debentures 6.75 percent 4270-30921	30921	0	0
Interest on long-Term debt - Int-5.125 % Senior Notes 4270-30930	30930	0	0
Interest on long-Term debt - LTD-4.95 % Senior Notes due 2014 4270-30935	30935	0	0
Interest on long-Term debt - LTD-5.85 % Senior Notes due 2034 4270-30936	30936	0	0
Interest on long-Term debt - LTD-Rate Lock 4270-30937	30937	0	0
Interest on long-Term debt - Fixed Rate due 2017 4270-30939	30939	0	0
Interest on long-Term debt - LTD-8.50 % Senior Notes due 2019 4270-30940	30940	0	0
Interest on long-Term debt - LTD-5.50% Sr Notes due 2041 4270-30941	30941	0	0
Interest on long-Term debt - LTD-4.15% Sr Notes due 2043 4270-30942	30942	0	0
Interest on long-Term debt - Billed to West Tex Div 4270-40001	40001	0	0
Interest on long-Term debt - Billed to CO/KS Div 4270-40002	40002	0	0
Interest on long-Term debt - Billed to LA Div 4270-40003	40003	0	0
Interest on long-Term debt - Billed to Mid St Div 4270-40004	40004	0	0
Interest on long-Term debt - Billed to Mid-Tex Div 4270-40008	40008	0	0
Interest on long-Term debt - Billed to MS Div 4270-40009	40009	0	0
Interest on long-Term debt - Billed to Atmos Pipeline Div 4270-40010	40010	0	0
Amortization of debt discount - Int On S/T Loan-Misc 4280-30129	30129	0	0
Amortization of debt discount - 5.125% Senior Notes discount 4280-30131	30131	0	0
Amortization of debt discount - Debentures 6.75 percent 4280-30134	30134	0	0
Amortization of debt discount - Debt expense on Mid-Tex LTD 4280-30159	30159	0	0
Amortization of debt discount - 5.35% Note Amortization 4280-30161	30161	0	0
Amortization of debt discount - 6.60% Senior Notes disc 4280-30163	30163	0	0
Amortization of debt discount - 5.5% Senior Notes disc 4280-30166	30166	0	0
Amortization of debt discount - 4.15% Senior Notes discount 4280-30167	30167	0	0
Amortization of debt discount - Billed to West Tex Div 4280-40001	40001	0	0
Amortization of debt discount - Billed to CO/KS Div 4280-40002	40002	0	0
Amortization of debt discount - Billed to LA Div 4280-40003	40003	0	0
Amortization of debt discount - Billed to Mid St Div 4280-40004	40004	0	0
Amortization of debt discount - Billed to Mid-Tex Div 4280-40008	40008	0	0
Amortization of debt discount - Billed to MS Div 4280-40009	40009	0	0
Amortization of debt discount - Billed to Atmos Pipeline Div 4280-40010	40010	0	0
Amortization of loss on reacq - 5.125% Senior Notes discount 4281-30131	30131	0	0
Amortization of loss on reacq - FMB Early Retirement Premium 4281-30150	30150	0	0
Amortization of loss on reacq - 6.35% Note Amortization 4281-30161	30161	0	0
Amortization of loss on reacq - 6.50% Senior Notes disc 4281-30163	30163	0	0
Amortization of loss on reacq - 4.15% Senior Notes discount 4281-30167	30167	0	0
Amortization of loss on reacq - Billed to West Tex Div 4281-40001	40001	0	0
Amortization of loss on reacq - Billed to CO/KS Div 4281-40002	40002	0	0
Amortization of loss on reacq - Billed to LA Div 4281-40003	40003	0	0
Amortization of loss on reacq - Billed to Mid St Div 4281-40004	40004	0	0
Amortization of loss on reacq - Billed to Mid-Tex Div 4281-40008	40008	0	0
Amortization of loss on reacq - Billed to MS Div 4281-40009	40009	0	0
Amortization of loss on reacq - Billed to Atmos Pipeline Div 4281-40010	40010	0	0
Interest on debt to associated - Int On Debt To Assoc, Co 4300-30128	30128	0	0
Interest on debt to associated - Billed to West Tex Div 4300-40001	40001	0	0
Interest on debt to associated - Billed to CO/KS Div 4300-40002	40002	0	0
Interest on debt to associated - Billed to LA Div 4300-40003	40003	0	0
Interest on debt to associated - Billed to Mid St Div 4300-40004	40004	0	0
Interest on debt to associated - Billed to Mid-Tex Div 4300-40008	40008	0	0
Interest on debt to associated - Billed to MS Div 4300-40009	40009	0	0
Interest on debt to associated - Billed to Atmos Pipeline Div 4300-40010	40010	0	0
Other Interest expense - Penalty - Interest 4310-30118	30118	0	0
Other Interest expense - Commitment Fees-Anb 4310-30120	30120	0	0
Other Interest expense - Commitment Fee- Royal Bank of Scotia 4310-30121	30121	0	0
Other Interest expense - Int On S/T Debt-New ST loan 4310-30140	30140	0	0
Other Interest expense - Int On S/T Debt-JP Morgan ST bldge 4310-30141	30141	0	0
Other Interest expense - Int On deferred director comp 4310-30156	30156	0	0

	Budget 2013	Budget 2013	Budget 2013
	July	August	September
Other interest expense - Int on Taxes 4310-30157	30157	0	0
Other interest expense - Comm Paper-Suntrust 4310-30162	30162	0	0
Other interest expense - CP-Wells Fargo Interest Exp 4310-30165	30165	0	0
Other interest expense - CP- Deutsche Bank Int Exp 4310-30170	30170	0	0
Other interest expense - CP- Goldman Sachs Int Exp 4310-30171	30171	0	0
Other interest expense - CP- Morgan Stanley Int Exp 4310-30172	30172	0	0
Other interest expense - CP- Royal Banks of Scotland Int Exp 4310-30173	30173	0	0
Other interest expense - Billed to West Tex Div 4310-40001	40001	0	0
Other interest expense - Billed to CO/KS Div 4310-40002	40002	0	0
Other interest expense - Billed to LA Div 4310-40003	40003	0	0
Other interest expense - Billed to Mid St Div 4310-40004	40004	0	0
Other interest expense - Billed to Mid-Tex Div 4310-40008	40008	0	0
Other interest expense - Billed to MS Div 4310-40009	40009	0	0
Other interest expense - Billed to Atmos Pipeline Div 4310-40010	40010	0	0
Allowance for borrowed funds u - Billed to West Tex Div 4320-40001	40001	0	0
Allowance for borrowed funds u - Billed to CO/KS Div 4320-40002	40002	0	0
Allowance for borrowed funds u - Billed to LA Div 4320-40003	40003	0	0
Allowance for borrowed funds u - Billed to Mid St Div 4320-40004	40004	0	0
Allowance for borrowed funds u - Billed to Mid-Tex Div 4320-40008	40008	0	0
Allowance for borrowed funds u - Billed to MS Div 4320-40009	40009	0	0
Allowance for borrowed funds u - Billed to Atmos Pipeline Div 4320-40010	40010	0	0
Donations - Billed to Atmos Pipeline Div 4261-40010	40010	0	0
Donations - Billed to West Tex Div 4261-40001	40001	0	0
Donations - Billed from BTL SS 4261-41134	41134	-108,833	-108,837
Donations - Education 4261-30702	30702	0	0
Donations - Health 4261-30705	30705	0	0
Donations - Community Welfare 4261-30736	30736	500	500
Donations - Energy Assistance Program 4261-30711	30711	0	0
Donations - Billed to Mid St Div 4261-40004	40004	0	0
Donations - Billed to Mid-Tex Div 4261-40008	40008	0	0
Donations - Billed to MS Div 4261-40009	40009	0	0
Donations - Billed to CO/KS Div 4261-40002	40002	0	0
Donations - United Way Agencies 4261-30703	30703	0	0
Donations - Default 4261-00000	00000	108,333	108,337
Donations - Museums & Arts 4261-30706	30706	0	0
Donations - Billed to LA Div 4261-40003	40003	0	0
Civic, Political and Related - Billed to West Tex Div 4264-40001	40001	0	0
Civic, Political and Related - Postage/Delivery Services 4264-05111	05111	0	0
Civic, Political and Related - WANLANet/Internet Services 4264-05331	05331	250	250
Civic, Political and Related - Billed to CO/KS Div 4264-40002	40002	0	0
Civic, Political and Related - Political Activities 4264-30737	30737	5,916	5,916
Civic, Political and Related - Misc General Expense 4264-07590	07590	0	0
Civic, Political and Related - Entertainment & Sports Events 4264-30743	30743	0	0
Civic, Political and Related - Billed from Govt Affairs 4264-41106	41106	-42,241	-39,884
Civic, Political and Related - Non-project Labor 4264-01000	01000	20,731	18,930
Civic, Political and Related - Expense Labor Accrual 4264-01008	01008	0	0
Civic, Political and Related - Workers Comp Insurance 4264-01221	01221	0	0
Civic, Political and Related - Spousal & Dependant Travel 4264-05412	05412	0	0
Civic, Political and Related - Basic Life Benefits Load 4264-01268	01268	0	0
Civic, Political and Related - Billed to Atmos Pipeline Div 4264-40010	40010	0	0
Civic, Political and Related - Books & Manuals 4264-05424	05424	200	200
Civic, Political and Related - Contract Labor 4264-06111	06111	2,000	2,000
Civic, Political and Related - Other Benefits Load 4264-01200	01200	8,189	7,833
Civic, Political and Related - Lodging 4264-05414	05414	563	587
Civic, Political and Related - Building Lease/Rents 4264-04581	04581	0	0
Civic, Political and Related - Restricted Stock - Long Term Incent 4264-07458	07458	1,630	1,780
Civic, Political and Related - Office Supplies 4264-06010	06010	167	163
Civic, Political and Related - Billed to MS Div 4264-40009	40009	0	0
Civic, Political and Related - Variable Pay & Mgmt Incentive Plans 4264-07452	07452	0	0
Civic, Political and Related - FAS195 Benefits Load 4264-01203	01203	0	0
Civic, Political and Related - Medical Benefits Load 4264-01251	01251	0	0
Civic, Political and Related - Empr ESDP Benefits Load 4264-01257	01257	0	0
Civic, Political and Related - RSP FACC Benefits Load 4264-01263	01263	0	0
Civic, Political and Related - Usa 05364 Cell service-all others 4264-05375	05375	200	200
Civic, Political and Related - Emp HSA Benefits Load 4264-01280	01280	0	0
Civic, Political and Related - Transportation 4264-05413	05413	1,000	1,000
Civic, Political and Related - Billed to Mid-Tex Div 4264-40008	40008	0	0
Civic, Political and Related - Meals and Entertainment 4264-05411	05411	1,375	1,375
Civic, Political and Related - Billed to LA Div 4264-40003	40003	0	0
Civic, Political and Related - Billed to Mid St Div 4264-40004	40004	0	0
Civic, Political and Related - LTD Benefits Load 4264-01269	01269	0	0
Civic, Political and Related - Membership Fees 4264-05415	05415	0	0
Civic, Political and Related - Pension Benefits Load 4264-01202	01202	0	0
Penalties - Penalty - Interest 4263-30118	30118	0	0
Penalties - Billed to West Tex Div 4263-40001	40001	0	0
Penalties - Billed to CO/KS Div 4263-40002	40002	0	0
Penalties - Billed to LA Div 4263-40003	40003	0	0
Penalties - Billed to Mid St Div 4263-40004	40004	0	0
Penalties - Billed to Mid-Tex Div 4263-40008	40008	0	0
Penalties - Billed to MS Div 4263-40009	40009	0	0
Penalties - Billed to Atmos Pipeline Div 4263-40010	40010	0	0
Other deductions - Default 4265-00000	00000	0	9,500,000
Other deductions - Board Meeting Expenses 4265-04112	04112	0	0
Other deductions - Postage/Delivery Services 4265-05111	05111	0	0
Other deductions - Meals and Entertainment 4265-05411	05411	800	800
Other deductions - Spousal & Dependant Travel 4265-05412	05412	0	0
Other deductions - Transportation 4265-05413	05413	0	0
Other deductions - Lodging 4265-05414	05414	200	200
Other deductions - Misc Employee Expense 4265-05419	05419	325	325

	Budget 2013	Budget 2013	Budget 2013
subacct	July	August	September
Other deductions - Employee Development 4265-05420	06420	0	0
Other deductions - Misc Employee Welfare Exp 4265-07499	07499	0	0
Other deductions - Association Dues 4265-07510	07510	0	0
Other deductions - Misc Income Deductions 4265-30740	30740	0	0
Other deductions - Entertainment & Sports Events 4265-30743	30743	250	250
Other deductions - Billed to West Tex Div 4265-40001	40001	0	0
Other deductions - Billed to CO/KS Div 4265-40002	40002	0	0
Other deductions - Billed to LA Div 4265-40003	40003	0	0
Other deductions - Billed to Mid St Div 4265-40004	40004	0	0
Other deductions - Billed to Mis-Tex Div 4265-40008	40008	0	0
Other deductions - Billed to MS Div 4265-40009	40009	0	0
Other deductions - Billed to Atmos Pipeline Div 4265-40010	40010	0	0
Other deductions - Billed from BTL SS 4265-41134	41134	-1,575	-1,575
Income taxes, utility operatin - Default 4091-00000	00000	0	1
Income taxes, utility operatin - Federal Income Taxes 4091-30201	30201	0	0
Income taxes, utility operatin - State Income Taxes 4091-30202	30202	0	0
Provision for deferred income - Federal Income Taxes 4101-30201	30201	0	0
Provision for deferred income - State Income Taxes 4101-30202	30202	0	0
<b>Income Statement - Net Income (Loss)</b>	<b>12</b>	<b>3</b>	<b>-5,816,891</b>

Call Center Division - 012DIV

	Fiscal 2012 July	Fiscal 2012 August	Fiscal 2012 September	Fiscal 2013 October	Fiscal 2013 November	Fiscal 2013 December	Fiscal 2013 January	Fiscal 2013 February	Fiscal 2013 March	Fiscal 2013 April	Fiscal 2013 May	Fiscal 2013 June	Budget 2013 February	Budget 2013 March	Budget 2013 April	Budget 2013 May	Budget 2013 June
Distribution-Operation supervi - Non-project Labor 8700-01000	0	0	0	0	0	0	803	0	0	0	0	0	0	0	0	0	0
Distribution-Operation supervi - Capital Labor Contra 8700-01002	-45,118	-70,734	-72,272	-175,524	-344,916	-126,061	-39,183	-26,448	0	0	0	0	0	0	0	0	0
Distribution-Operation supervi - Expense Labor Accrual 8700-01008	0	0	0	0	0	0	361	0	0	0	0	0	0	0	0	0	0
Distribution-Operation supervi - Capital Labor Transfer In 8700-01011	45,118	70,734	72,272	175,524	344,916	126,061	39,183	26,448	0	0	0	0	0	0	0	0	0
Distribution-Operation supervi - Community Rel&Trade Shows 8700-04040	0	750	0	0	0	0	0	0	0	0	0	0	0	0	0	0	0
Distribution-Operation supervi - Software Maintenance 8700-04201	572	572	572	572	572	572	572	572	0	0	0	0	0	0	0	0	0
Distribution-Operation supervi - Postage/Delivery Services 8700-05111	0	0	0	0	0	0	11	0	0	0	0	0	0	0	0	0	0
Maint and Services Expenses - Vehicle Lease Payments 8740-03002	871	871	871	871	871	871	671	671	0	0	0	0	0	0	0	0	0
Maint and Services Expenses - Vehicle Expense 8740-03004	239	390	144	176	190	435	35	4,139	0	0	0	0	0	0	0	0	0
Distribution-Other expenses - Misc Employee Welfare Exp 8800-07499	0	0	0	171	58	0	0	0	0	0	0	0	0	0	0	0	0
Customer accounts-Operation su - Non-project Labor 9010-01000	147,609	143,244	142,409	149,399	222,292	152,093	156,237	151,755	0	0	0	0	0	0	0	0	0
Customer accounts-Operation su - Expense Labor Accrual 9010-01008	14,783	18,854	-418	25,905	-60,050	5,579	24,679	-2,017	0	0	0	0	0	0	0	0	0
Customer accounts-Operation su - Meals and Entertainment 9010-05411	0	0	0	0	0	120	0	0	0	0	0	0	0	0	0	0	0
Customer accounts-Customer rec - Non-project Labor 9030-01000	855,649	849,979	850,858	875,815	1,299,627	896,892	954,765	873,269	0	0	0	0	0	0	0	0	0
Customer accounts-Customer rec - Expense Labor Accrual 9030-01008	83,907	125,512	3,917	140,243	-352,545	52,463	160,577	8,335	0	0	0	0	0	0	0	0	0
Customer accounts-Customer rec - Bank Service Charge 9030-04130	96,292	6,505	0	57,261	7,104	0	61,219	0	0	0	0	0	0	0	0	0	0
Customer accounts-Customer rec - Utilities 9030-04590	10,081	11,471	10,387	11,299	8,171	8,110	7,933	15,662	0	0	0	0	0	0	0	0	0
Customer accounts-Customer rec - Office Supplies 9030-05010	0	0	0	0	0	0	67	0	0	0	0	0	0	0	0	0	0
Customer accounts-Customer rec - Meals and Entertainment 9030-05411	267	14	82	0	0	14	55	7	0	0	0	0	0	0	0	0	0
Customer accounts-Customer rec - Transportation 9030-05413	31	317	0	160	0	0	0	0	0	0	0	0	0	0	0	0	0
Customer accounts-Customer rec - Lodging 9030-05414	106	94	0	0	0	0	0	0	0	0	0	0	0	0	0	0	0
Customer service-Supervision - Meals and Entertainment 9070-05411	0	0	0	0	0	320	0	0	0	0	0	0	0	0	0	0	0
Customer service-Miscellaneous - Utilities 9100-04590	0	96	0	0	0	0	0	0	0	0	0	0	0	0	0	0	0
A&G-Administrative & general s - Default 9200-00000	0	0	0	0	0	0	0	0	0	0	0	0	3,264,443	3,660,809	3,664,839	3,711,564	3,272,375
A&G-Administrative & general s - Non-project Labor 9200-01000	538,901	571,261	590,984	611,336	953,889	674,027	730,790	709,477	0	0	0	0	0	0	0	0	0
A&G-Administrative & general s - Capital Labor 9200-01001	304,297	356,978	338,791	403,829	496,794	307,978	168,333	220,984	0	0	0	0	0	0	0	0	0
A&G-Administrative & general s - Capital Labor Contra 9200-01002	-444,550	-581,994	-481,397	-612,132	-695,895	-460,244	-293,508	-422,754	0	0	0	0	0	0	0	0	0
A&G-Administrative & general s - O&M Project Labor and Contrs 9200-01006	1,036	5,467	11,006	17,526	17,526	11,336	11,556	11,577	0	0	0	0	0	0	0	0	0
A&G-Administrative & general s - Expense Labor Accrual 9200-01008	72,088	59,859	15,800	90,946	-232,616	43,530	123,100	-9,602	0	0	0	0	0	0	0	0	0
A&G-Administrative & general s - PTO Accrual 9200-01010	0	0	1,305	0	0	241,092	0	0	0	0	0	0	0	0	0	0	0
A&G-Administrative & general s - Capital Labor Transfer In 9200-01011	343,860	477,009	480,514	525,649	573,496	385,867	213,588	349,138	0	0	0	0	0	0	0	0	0
A&G-Administrative & general s - Capital Labor Transfer Out 9200-01012	-203,607	-271,022	-255,908	-315,345	-334,425	-233,400	-86,413	-147,368	0	0	0	0	0	0	0	0	0
A&G-Administrative & general s - Expense Labor Transfer Out 9200-01014	-1,078	-5,467	-11,890	-11,886	-17,524	-11,396	-11,552	-11,577	0	0	0	0	0	0	0	0	0
A&G-Administrative & general s - Software Maintenance 9200-04201	0	0	0	0	0	0	119,010	0	0	0	0	0	0	0	0	0	0
A&G-Administrative & general s - Training 9200-05421	0	14,835	0	0	0	0	0	0	0	0	0	0	0	0	0	0	0
A&G-Administrative & general s - Contract Labor 9200-06111	0	0	48,307	0	2,040	0	0	0	0	0	0	0	0	0	0	0	0
A&G-Office supplies & expense - Other Benefits Load 9210-01200	0	0	1,022	0	0	0	0	0	0	0	0	0	0	0	0	0	0
A&G-Office supplies & expense - Non-Inventory Supplies 9210-02005	0	0	0	0	0	51	0	223	0	0	0	0	0	0	0	0	0
A&G-Office supplies & expense - Purchasing Card Chrgs 9210-02006	0	0	0	0	0	0	2	0	0	0	0	0	0	0	0	0	0
A&G-Office supplies & expense - Vehicle Expense 9210-03004	20	0	29	31	16	20	0	0	0	0	0	0	0	0	0	0	0
A&G-Office supplies & expense - Bank Service Charge 9210-04130	0	541	0	531	541	541	569	541	0	0	0	0	0	0	0	0	0
A&G-Office supplies & expense - Public Relations 9210-04146	0	0	0	6,000	0	0	0	0	0	0	0	0	0	0	0	0	0
A&G-Office supplies & expense - Software Maintenance 9210-04201	70,945	70,945	122,245	77,770	101,133	601,310	251,726	264,607	0	0	0	0	0	0	0	0	0
A&G-Office supplies & expense - IT Equipment 9210-04212	1,222	4,482	17,944	0	39	3,977	2,477	429	0	0	0	0	0	0	0	0	0
A&G-Office supplies & expense - Building Maintenance 9210-04592	35,503	35,632	47,582	50,778	40,688	43,377	46,916	39,058	0	0	0	0	0	0	0	0	0
A&G-Office supplies & expense - Utilities 9210-04590	12,932	20,038	9,428	13,711	10,108	10,635	9,190	8,772	0	0	0	0	0	0	0	0	0
A&G-Office supplies & expense - Office Supplies 9210-05010	7,490	8,574	29,631	6,255	9,770	8,856	8,859	11,265	0	0	0	0	0	0	0	0	0
A&G-Office supplies & expense - Postage/Delivery Services 9210-05111	0	1,917	3,502	1,505	1,776	1,107	2,908	1,875	0	0	0	0	0	0	0	0	0
A&G-Office supplies & expense - Monthly Lines and servs 9210-05310	30,018	26,509	24,859	14,836	15,930	21,037	21,501	19,798	0	0	0	0	0	0	0	0	0
A&G-Office supplies & expense - Long Distance 9210-05312	1,651	1,698	1,688	1,709	2,155	1,649	2,173	1,768	0	0	0	0	0	0	0	0	0
A&G-Office supplies & expense - Toll Free Long Distance 9210-05314	7,157	6,323	7,829	6,099	6,740	7,191	6,971	8,207	0	0	0	0	0	0	0	0	0
A&G-Office supplies & expense - Telecom Maintenance & Repair 9210-05316	15,363	15,209	16,337	15,337	15,167	2,205	75,931	26,751	0	0	0	0	0	0	0	0	0
A&G-Office supplies & expense - WAN/LAN/Internet Service 9210-05331	31,579	32,360	30,585	39,525	32,971	32,652	32,532	32,045	0	0	0	0	0	0	0	0	0
A&G-Office supplies & expense - Cellular, radio, pager charges 9210-05364	10,595	10,507	10,680	11,130	11,227	0	22,411	272	0	0	0	0	0	0	0	0	0
A&G-Office supplies & expense - Cell service for MDT's, PCs, SCADA 9210-05376	278	279	278	279	278	0	641	0	0	0	0	0	0	0	0	0	0
A&G-Office supplies & expense - Cell phone equipment and accessories 9210-05377	1,745	591	1,900	1,798	75	2,899	714	0	0	0	0	0	0	0	0	0	0
A&G-Office supplies & expense - Meals and Entertainment 9210-05411	6,897	13,502	15,987	12,316	8,131	9,260	16,236	35,432	0	0	0	0	0	0	0	0	0
A&G-Office supplies & expense - Spousal & Dependent Travel 9210-05412	60	3,593	321	0	9	0	0	0	0	0	0	0	0	0	0	0	0
A&G-Office supplies & expense - Transportation 9210-05413	10,974	18,565	30,928	12,353	14,450	17,518	24,735	30,310	0	0	0	0	0	0	0	0	0
A&G-Office supplies & expense - Lodging 9210-05414	10,425	12,739	19,869	8,202	9,238	10,580	38,672	43,775	0	0	0	0	0	0	0	0	0
A&G-Office supplies & expense - Membership Fees 9210-05415	50	937	495	50	50	430	215	140	0	0	0	0	0	0	0	0	0
A&G-Office supplies & expense - Club Dues - Deductible 9210-05417	0	0	0	0	0	0	200	0	0	0	0	0	0	0	0	0	0
A&G-Office supplies & expense - Misc Employee Expense 9210-05419	86	1,189	222	20	8	10,024	757	9,318	0	0	0	0	0	0	0	0	0
A&G-Office supplies & expense - Employee Development 9210-05420	3,090	2,495	3,015	11,389	89	0	45	9,032	0	0	0	0	0	0	0	0	0
A&G-Office supplies & expense - Training 9210-05421	475	1,125	0	0	0	0	0	3,375	0	0	0	0	0	0	0	0	0
A&G-Office supplies & expense - Books & Manuals 9210-05424	0	0	35	0	48	0	0	16	0	0	0	0	0	0	0	0	0
A&G-Office supplies & expense - Contract Labor 9210-05111	76,518	175,559	343,329	232,935	352,585	458,850	417,										

subaccount	Fiscal 2012	Fiscal 2012	Fiscal 2012	Fiscal 2013	Fiscal 2013	Fiscal 2013	Fiscal 2013	Fiscal 2013	Fiscal 2013	Fiscal 2013	Fiscal 2013	Fiscal 2013	Budget 2013	Budget 2013	Budget 2013	Budget 2013	Budget 2013	
	July	August	September	October	November	December	January	February	March	April	May	June	February	March	April	May	June	
A&G-Employee pensions and bene - Restofsted Stock - Long Term Incent 9260-0747458	13,427	16,834	25,558	1,598	8,942	9,227	9,240	8,346	0	0	0	0	0	0	0	0	0	0
A&G-Employee pensions and bene - RSU-Long Term Incentive Plan - Time 9260-0747460	8,906	8,948	8,555	8,787	8,504	8,773	8,787	7,937	0	0	0	0	0	0	0	0	0	0
A&G-Employee pensions and bene - RSU-Management Incentive Plan 9260-07463	3,095	3,095	2,956	3,095	19,808	2,970	2,977	2,889	0	0	0	0	0	0	0	0	0	0
Miscellaneous general expenses - Membership Fees 9302-05415	05415	4,500	0	0	0	0	0	0	0	0	0	0	0	0	0	0	0	0
A&G-Rents - Non-Inventory Supplies 9310-02005	02005	0	0	0	0	0	27	0	0	0	0	0	0	0	0	0	0	0
A&G-Rents - Building Lease/Rents 9310-04581	04581	90,145	90,362	90,500	91,617	91,508	183,572	107,024	0	0	0	0	0	0	0	0	0	0
A&G-Rents - Building Maintenance 9310-04582	04582	756	998	1,818	529	1,428	607	1,052	0	0	0	0	0	0	0	0	0	0
A&G-Rents - Utilities 9310-04590	04590	832	781	777	776	627	826	219	1,333	0	0	0	0	0	0	0	0	0
A&G-Rents - Meals and Entertainment 9310-05411	05411	32	36	36	31	30	0	83	48	0	0	0	0	0	0	0	0	0
A&G-Rents - Misc Employee Welfare Exp 9310-07489	07489	30	973	-574	131	146	99	200	114	0	0	0	0	0	0	0	0	0
A&G-Maintenance of general pla - Software Maintenance 9320-04201	04201	265,252	284,319	284,279	73,771	40,420	46,918	40,952	17,546	0	0	0	0	0	0	0	0	0
A&G-Maintenance of general pla - IT Equipment 9320-04212	04212	2,057	1,957	1,843	1,948	1,948	2,039	1,955	0	0	0	0	0	0	0	0	0	0
A&G-Administrative expense tra - Billed to West Tex Div 9220-40001	40001	-311,901	-313,825	-323,279	-327,496	-324,247	-400,492	-409,557	-381,170	0	0	0	-328,292	-342,800	-355,700	-367,315	-315,031	0
A&G-Administrative expense tra - Billed to CO/KS Div 9220-40002	40002	-286,370	-257,748	-285,737	-268,828	-266,240	-328,693	-336,290	-295,560	0	0	0	-263,840	-277,172	-287,606	-288,910	-254,722	0
A&G-Administrative expense tra - Billed to LA Div 9220-40003	40003	-360,116	-362,106	-373,253	-378,038	-374,317	-462,348	-472,800	-418,941	0	0	0	-377,195	-396,247	-411,161	-413,027	-364,150	0
A&G-Administrative expense tra - Billed to Mid St Div 9220-40004	40004	-489,797	-491,755	-507,915	-509,972	-505,978	-621,914	-638,140	-563,849	0	0	0	-425,825	-447,310	-464,146	-466,250	-411,077	0
A&G-Administrative expense tra - Billed to Mid-Tax Div 9220-40008	40008	-1,844,628	-1,853,708	-1,704,628	-1,728,352	-1,711,362	-2,113,779	-2,167,622	-1,906,240	0	0	0	-1,721,563	-1,808,676	-1,876,756	-1,885,268	-1,862,171	0
A&G-Administrative expense tra - Billed to MS Div 9220-40009	40009	-262,356	-283,804	-271,827	-273,761	-271,059	-334,811	-342,388	-301,937	0	0	0	-274,748	-288,603	-299,467	-300,825	-255,228	0
Depreciation Expense - Depr Exp-General Plant 4030-30007	30007	1,061,751	1,052,384	1,058,053	979,421	964,673	916,521	645,497	643,575	0	0	0	0	0	0	0	0	0
Depreciation Expense - Billed to West Tex Div 4030-40001	40001	-78,149	-78,289	-82,161	-70,941	-73,076	-72,726	-46,277	-45,972	0	0	0	0	0	0	0	0	0
Depreciation Expense - Billed to CO/KS Div 4030-40002	40002	-88,657	-89,689	-90,505	-84,479	-85,202	-65,306	-63,441	-62,340	0	0	0	0	0	0	0	0	0
Depreciation Expense - Billed to LA Div 4030-40003	40003	-75,326	-75,696	-76,258	-87,878	-89,991	-84,932	-73,518	-73,519	0	0	0	0	0	0	0	0	0
Depreciation Expense - Billed to Mid St Div 4030-40004	40004	-148,874	-148,927	-151,622	-151,917	-140,834	-125,980	-123,357	-122,830	0	0	0	0	0	0	0	0	0
Depreciation Expense - Billed to Mid-Tax Div 4030-40005	40005	-616,006	-616,086	-622,086	-575,503	-586,447	-686,784	-338,391	-338,411	0	0	0	0	0	0	0	0	0
Depreciation Expense - Billed to MS Div 4030-40009	40009	-54,742	-54,749	-55,428	-48,705	-49,722	-49,754	-50,513	-50,513	0	0	0	0	0	0	0	0	0
Taxes other than income taxes, - Fica Load 4081-01210	01210	119,207	111,936	114,528	107,108	283,942	283,312	152,713	149,355	0	0	0	0	0	0	0	0	0
Taxes other than income taxes, - Futa Load 4081-01211	01211	178	162	107	50	90	118	10,418	4,522	0	0	0	0	0	0	0	0	0
Taxes other than income taxes, - Futa Load Accrual 4081-01215	01215	35	52	67	-15	-91	42	11,327	-5,117	0	0	0	0	0	0	0	0	0
Taxes other than income taxes, - Fica Load Accrual 4081-01213	01213	8,809	14,246	1,296	12,356	-25,630	41,003	-16,273	-1,481	0	0	0	0	0	0	0	0	0
Taxes other than income taxes, - Futa Load Accrual 4081-01214	01214	20	19	-28	-21	-17	21	4,653	-2,851	0	0	0	0	0	0	0	0	0
Taxes other than income taxes, - Futa Load 4081-01212	01212	480	440	306	213	284	300	25,370	13,988	0	0	0	0	0	0	0	0	0
Taxes other than income taxes, - Ad Valorem - Accrual 4081-30101	30101	72,000	72,000	72,000	72,000	72,000	72,000	72,000	72,000	0	0	0	0	0	0	0	0	0
Taxes other than income taxes, - Billed to West Tex Div 4081-40001	40001	-18,828	-18,653	-17,848	-18,000	-29,153	-37,259	-24,434	-21,627	0	0	0	0	0	0	0	0	0
Taxes other than income taxes, - Billed to CO/KS Div 4081-40002	40002	-15,476	-15,332	-14,508	-14,779	-23,946	-30,593	-20,062	-17,757	0	0	0	0	0	0	0	0	0
Taxes other than income taxes, - Billed to LA Div 4081-40003	40003	-21,739	-21,536	-20,378	-20,779	-33,667	-43,013	-28,207	-24,966	0	0	0	0	0	0	0	0	0
Taxes other than income taxes, - Billed to Mid St Div 4081-40004	40004	-29,567	-29,291	-27,713	-28,083	-45,800	-58,131	-38,120	-33,741	0	0	0	0	0	0	0	0	0
Taxes other than income taxes, - Billed to Mid-Tax Div 4081-40005	40005	-99,281	-98,354	-93,054	-95,002	-153,923	-196,653	-128,959	-114,145	0	0	0	0	0	0	0	0	0
Taxes other than income taxes, - Billed to MS Div 4081-40009	40009	-15,838	-15,690	-14,844	-15,048	-24,380	-31,749	-20,426	-18,080	0	0	0	0	0	0	0	0	0
Allowance for borrowed funds u - Default 4220-00000	00000	-82,302	-64,503	-63,413	-60,012	-66,839	-65,970	-67,232	-67,330	0	0	0	0	0	0	0	0	0
Donations - Education 4261-30702	30702	0	0	0	300	0	0	0	0	0	0	0	0	0	0	0	0	0
Other deductions - Non-Inventory Supplies 4265-02005	02005	0	0	0	0	46	0	0	0	0	0	0	0	0	0	0	0	0
Other deductions - Community Rel/Trade Shows 4265-04040	04040	0	750	0	0	318	500	280	0	0	0	0	0	0	0	0	0	0
Other deductions - Office Supplies 4265-05010	05010	0	0	108	0	0	14	0	0	0	0	0	0	0	0	0	0	0
Other deductions - Postage/Delivery Services 4265-05111	05111	0	0	0	0	0	90	0	0	0	0	0	0	0	0	0	0	0
Other deductions - Meals and Entertainment 4265-05411	05411	5,681	4,725	12,192	2,086	1,091	5,112	12,403	1,965	0	0	0	0	0	0	0	0	0
Other deductions - Spousal & Dependent Travel 4265-05412	05412	1,403	172	568	272	0	2,570	3,441	628	0	0	0	0	0	0	0	0	0
Other deductions - Transportation 4265-05413	05413	33	0	46	0	0	542	1,025	0	0	0	0	0	0	0	0	0	0
Other deductions - Lodging 4265-05414	05414	0	0	0	0	0	102	307	0	0	0	0	0	0	0	0	0	0
Other deductions - Membership Fees 4265-05415	05415	0	0	0	0	0	25	0	0	0	0	0	0	0	0	0	0	0
Other deductions - Misc Employee Expense 4265-05419	05419	0	0	0	0	0	0	603	0	0	0	0	0	0	0	0	0	0
Other deductions - Misc Employee Welfare Exp 4265-07499	07499	2,261	624	13,859	273	894	3,281	1,244	584	0	0	0	0	0	0	0	0	0
Other deductions - Misc General Expense 4265-07590	07590	32	0	988	0	38	586	-1	0	0	0	0	0	0	0	0	0	0
Other deductions - Health 4265-30705	30705	0	0	628	0	0	0	0	0	0	0	0	0	0	0	0	0	0
Other deductions - Community Welfare 4265-30736	30736	0	2,500	0	0	0	581	0	0	0	0	0	0	0	0	0	0	0
Other deductions - Misc Income Deductions 4265-30740	30740	54	133	230	324	370	1,797	66	66	0	0	0	0	0	0	0	0	0
Other deductions - Entertainment & Sports Events 4265-30743	30743	2,368	1,172	432	76	1,456	373	0	452	0	0	0	0	0	0	0	0	0
Income taxes, utility operatin - Federal Income Taxes 4091-30201	30201	0	0	21,888,777	0	0	0	0	0	0	0	0	0	0	0	0	0	0
Income taxes, utility operatin - State Income Taxes 4091-30202	30202	0	0	-7,898	0	0	0	0	0	0	0	0	0	0	0	0	0	0
Provision for deferred income - Federal Income Taxes 4101-30201	30201	0	0	11,540,157	0	0	0	0	0	0	0	0	0	0	0	0	0	0
Provision for deferred income - State Income Taxes 4101-30202	30202	0	0	432,185	0	0	0	0	0	0	0	0	0	0	0	0	0	0
<b>Income Statement - Net Income (Loss)</b>	<b>50,470</b>	<b>54,427</b>	<b>-33,829,154</b>	<b>56,682</b>	<b>62,543</b>	<b>48,437</b>	<b>46,501</b>	<b>62,734</b>	<b>0</b>	<b>0</b>	<b>0</b>	<b>0</b>	<b>125,021</b>	<b>-1</b>	<b>-3</b>	<b>1</b>	<b>4</b>	

Call Center Division - 012DIV

	Budget 2013	Budget 2013	Budget 2013
	July	August	September
Distribution-Operation supervi - Non-project Labor 8700-01000	01000	0	0
Distribution-Operation supervi - Capital Labor Contra 8700-01002	01002	0	0
Distribution-Operation supervi - Expense Labor Accrual 8700-01008	01008	0	0
Distribution-Operation supervi - Capital Labor Transfer In 8700-01011	01011	0	0
Distribution-Operation supervi - Community Rts/Trade Shows 8700-04040	04040	0	0
Distribution-Operation supervi - Software Maintenance 8700-04201	04201	0	0
Distribution-Operation supervi - Postage/Delivery Services 8700-05111	05111	0	0
Mains and Services Expenses - Vehicle Lease Payments 8740-03002	03002	0	0
Mains and Services Expenses - Vehicle Expense 8740-03004	03004	0	0
Distribution-Other expenses - Misc Employee Welfare Exp 8800-07488	07488	0	0
Customer accounts-Operation su - Non-project Labor 9010-01000	01000	0	0
Customer accounts-Operation su - Expense Labor Accrual 9010-01008	01008	0	0
Customer accounts-Operation su - Meals and Entertainment 9010-05411	05411	0	0
Customer accounts-Customer rec - Non-project Labor 9030-01000	01000	0	0
Customer accounts-Customer rec - Expense Labor Accrual 9030-01008	01008	0	0
Customer accounts-Customer rec - Bank Service Charge 9030-04130	04130	0	0
Customer accounts-Customer rec - Utilities 9030-04590	04590	0	0
Customer accounts-Customer rec - Office Supplies 9030-05010	05010	0	0
Customer accounts-Customer rec - Meals and Entertainment 9030-05411	05411	0	0
Customer accounts-Customer rec - Transportation 9030-05413	05413	0	0
Customer accounts-Customer rec - Lodging 9030-05414	05414	0	0
Customer service-Supervision - Meals and Entertainment 9070-05411	05411	0	0
Customer service-Miscellaneous - Utilities 9100-04590	04590	0	0
A&G-Administrative & general s - Default 9200-00000	00000	3,751,407	3,498,416
A&G-Administrative & general s - Non-project Labor 9200-01000	01000	0	0
A&G-Administrative & general s - Capital Labor 9200-01001	01001	0	0
A&G-Administrative & general s - Capital Labor Contra 9200-01002	01002	0	0
A&G-Administrative & general s - O&M Project Labor and Contra 9200-01006	01006	0	0
A&G-Administrative & general s - Expense Labor Accrual 9200-01008	01008	0	0
A&G-Administrative & general s - PTO Accrual 9200-01010	01010	0	0
A&G-Administrative & general s - Capital Labor Transfer In 9200-01011	01011	0	0
A&G-Administrative & general s - Capital Labor Transfer Out 9200-01012	01012	0	0
A&G-Administrative & general s - Expense Labor Transfer Out 9200-01014	01014	0	0
A&G-Administrative & general s - Software Maintenance 9200-04201	04201	0	0
A&G-Administrative & general s - Training 9200-05421	05421	0	0
A&G-Administrative & general s - Contract Labor 9200-06111	06111	0	0
A&G-Office supplies & expense - Other Benefits Load 9210-01200	01200	0	0
A&G-Office supplies & expense - Non-Inventory Supplies 9210-02005	02005	0	0
A&G-Office supplies & expense - Purchasing Card Charges 9210-02006	02006	0	0
A&G-Office supplies & expense - Vehicle Expense 9210-03004	03004	0	0
A&G-Office supplies & expense - Bank Service Charge 9210-04130	04130	0	0
A&G-Office supplies & expense - Public Relations 9210-04146	04146	0	0
A&G-Office supplies & expense - Software Maintenance 9210-04201	04201	0	0
A&G-Office supplies & expense - IT Equipment 9210-04212	04212	0	0
A&G-Office supplies & expense - Building Maintenance 9210-04592	04592	0	0
A&G-Office supplies & expense - Utilities 9210-04590	04590	0	0
A&G-Office supplies & expense - Office Supplies 9210-05010	05010	0	0
A&G-Office supplies & expense - Postage/Delivery Services 9210-05111	05111	0	0
A&G-Office supplies & expense - Monthly Lines and service 9210-05310	05310	0	0
A&G-Office supplies & expense - Long Distance 9210-05312	05312	0	0
A&G-Office supplies & expense - Toll Free Long Distance 9210-05314	05314	0	0
A&G-Office supplies & expense - Telecom Maintenance & Repair 9210-05316	05316	0	0
A&G-Office supplies & expense - WAN/LAN/Internet Service 9210-05331	05331	0	0
A&G-Office supplies & expense - Cellular, radio, pager charges 9210-05364	05364	0	0
A&G-Office supplies & expense - Cell service for MD's, PC's, SCADA 9210-05376	05376	0	0
A&G-Office supplies & expense - Cell phone equipment and accessories 9210-05377	05377	0	0
A&G-Office supplies & expense - Meals and Entertainment 9210-05411	05411	0	0
A&G-Office supplies & expense - Spousal & Dependent Travel 9210-05412	05412	0	0
A&G-Office supplies & expense - Transportation 9210-05413	05413	0	0
A&G-Office supplies & expense - Lodging 9210-05414	05414	0	0
A&G-Office supplies & expense - Membership Fees 9210-05415	05415	0	0
A&G-Office supplies & expense - Club Dues - Deductible 9210-05417	05417	0	0
A&G-Office supplies & expense - Misc Employee Expense 9210-05419	05419	0	0
A&G-Office supplies & expense - Employee Development 9210-05420	05420	0	0
A&G-Office supplies & expense - Training 9210-05421	05421	0	0
A&G-Office supplies & expense - Books & Manuals 9210-05424	05424	0	0
A&G-Office supplies & expense - Contract Labor 9210-06111	06111	0	0
A&G-Office supplies & expense - Misc Employee Welfare Exp 9210-07488	07488	0	0
A&G-Office supplies & expense - Misc General Expense 9210-07590	07590	0	0
A&G-Office supplies & expense - UCG Beginning Balance 3-31-98 9210-09195	09195	0	0
A&G-Outside services employed - Meals and Entertainment 9230-05411	05411	0	0
A&G-Outside services employed - Transportation 9230-05413	05413	0	0
A&G-Outside services employed - Lodging 9230-05414	05414	0	0
A&G-Outside services employed - Contract Labor 9230-06111	06111	0	0
A&G-Property Insurance - Bluff/Flame Property Insurance 9240-04069	04069	0	0
A&G-Injuries & damages - Settlement 9250-05418	05418	0	0
A&G-Employee pensions and bene - Other Benefits Load 9260-01200	01200	0	0
A&G-Employee pensions and bene - Pension Benefits Load 9260-01202	01202	0	0
A&G-Employee pensions and bene - FAS106 Benefits Load 9260-01203	01203	0	0
A&G-Employee pensions and bene - Medical Benefits Load 9260-01251	01251	0	0
A&G-Employee pensions and bene - Empr ESOP Benefits Load 9260-01257	01257	0	0
A&G-Employee pensions and bene - Emp HSA Benefits Load 9260-01260	01260	0	0
A&G-Employee pensions and bene - RSP FACC Benefits Load 9260-01263	01263	0	0
A&G-Employee pensions and bene - Basic Life Benefits Load 9260-01265	01265	0	0
A&G-Employee pensions and bene - LTD Benefits Load 9260-01269	01269	0	0
A&G-Employee pensions and bene - Service Awards 9260-07421	07421	0	0
A&G-Employee pensions and bene - Variable Pay & Mgmt Incentive Plans 9260-07-07452	07452	0	0



	Budget 2013	Budget 2013	Budget 2013
	July	August	September
A&G-Employee pensions and bene - Restricted Stock - Long Term Incentiv 9260-07458	0	0	0
A&G-Employee pensions and bene - RSU-Long Term Incentive Plan - Time 9260-07460	0	0	0
A&G-Employee pensions and bene - RSU-Management Incentive Plan 9260-07463	07463	0	0
Miscellaneous general expenses - Membership Fees 9302-05415	05415	0	0
A&G-Rents - Non-Inventory Supplies 9310-02005	02005	0	0
A&G-Rents - Building Lease/Rents 9310-04581	04581	0	0
A&G-Rents - Building Maintenance 9310-04582	04582	0	0
A&G-Rents - Utilities 9310-04580	04580	0	0
A&G-Rents - Meals and Entertainment 9310-05411	05411	0	0
A&G-Rents - Misc Employee Welfare Exp 9310-07499	07499	0	0
A&G-Maintenance of general pla - Software Maintenance 9320-04201	04201	0	0
A&G-Maintenance of general pla - IT Equipment 9320-04212	04212	0	0
A&G-Administrative expense tra - Billed to West Tex Div 9220-40001	40001	-361,147	-327,945
A&G-Administrative expense tra - Billed to CO/KS Div 9220-40002	40002	-292,009	-272,316
A&G-Administrative expense tra - Billed to LA Div 9220-40003	40003	-417,458	-389,308
A&G-Administrative expense tra - Billed to Mid St Div 9220-40004	40004	-471,251	-439,471
A&G-Administrative expense tra - Billed to Mid-Tex Div 9220-40008	40008	-1,805,489	-1,776,964
A&G-Administrative expense tra - Billed to MS Div 9220-40009	40009	-304,051	-283,548
Depreciation Expense - Depr Exp-General Plant 4030-90007	90007	0	0
Depreciation Expense - Billed to West Tex Div 4030-40001	40001	0	0
Depreciation Expense - Billed to CO/KS Div 4030-40002	40002	0	0
Depreciation Expense - Billed to LA Div 4030-40003	40003	0	0
Depreciation Expense - Billed to Mid St Div 4030-40004	40004	0	0
Depreciation Expense - Billed to Mid-Tex Div 4030-40008	40008	0	0
Depreciation Expense - Billed to MS Div 4030-40009	40009	0	0
Taxes other than income taxes, - FICA Load 4081-01210	01210	0	0
Taxes other than income taxes, - FICA Load 4081-01211	01211	0	0
Taxes other than income taxes, - SUTA Load Accrual 4081-01215	01215	0	0
Taxes other than income taxes, - FICA Load Accrual 4081-01213	01213	0	0
Taxes other than income taxes, - FICA Load Accrual 4081-01214	01214	0	0
Taxes other than income taxes, - SUTA Load 4081-01212	01212	0	0
Taxes other than income taxes, - Ad Valorem - Accrual 4081-30101	30101	0	0
Taxes other than income taxes, - Billed to West Tex Div 4081-40001	40001	0	0
Taxes other than income taxes, - Billed to CO/KS Div 4081-40002	40002	0	0
Taxes other than income taxes, - Billed to LA Div 4081-40003	40003	0	0
Taxes other than income taxes, - Billed to Mid St Div 4081-40004	40004	0	0
Taxes other than income taxes, - Billed to Mid-Tex Div 4081-40008	40008	0	0
Taxes other than income taxes, - Billed to MS Div 4081-40009	40009	0	0
Allowance for borrowed funds u - Default 4320-00000	00000	0	0
Donations - Education 4261-30702	30702	0	0
Other deductions - Non-Inventory Supplies 4265-02005	02005	0	0
Other deductions - Community Rel/Trade Shows 4265-04040	04040	0	0
Other deductions - Office Supplies 4265-05010	05010	0	0
Other deductions - Postage/Delivery Services 4265-05111	05111	0	0
Other deductions - Meals and Entertainment 4265-05411	05411	0	0
Other deductions - Spousal & Dependent Travel 4265-05412	05412	0	0
Other deductions - Transportation 4265-05413	05413	0	0
Other deductions - Lodging 4265-05414	05414	0	0
Other deductions - Membership Fees 4265-05415	05415	0	0
Other deductions - Misc Employee Expense 4265-05419	05419	0	0
Other deductions - Misc Employee Welfare Exp 4265-07499	07499	0	0
Other deductions - Misc General Expense 4265-07590	07590	0	0
Other deductions - Health 4265-30705	30705	0	0
Other deductions - Community Welfare 4265-30736	30736	0	0
Other deductions - Misc Income Deductions 4265-30740	30740	0	0
Other deductions - Entertainment & Sports Events 4265-30743	30743	0	0
Income taxes, utility operatin - Federal Income Taxes 4091-30201	30201	0	0
Income taxes, utility operatin - State Income Taxes 4091-30202	30202	0	0
Provision for deferred income - Federal Income Taxes 4101-30201	30201	0	0
Provision for deferred income - State Income Taxes 4101-30202	30202	0	0
Income Statement - Net Income (Loss)	-4	2	5

	Fiscal 2012 March	Fiscal 2012 April	Fiscal 2012 May	Fiscal 2012 June	Fiscal 2012 July	Fiscal 2012 August	Fiscal 2012 September	Fiscal 2012 October	Fiscal 2013 November	Fiscal 2013 December	Fiscal 2013 January	Fiscal 2013 February	Fiscal 2013 March	Fiscal 2013 April	Fiscal 2013 May	Fiscal 2013 June	
<b>Kentucky Division - 009DIV</b>																	
Civic, Political and Related - Political Activities 4264-30737	5,000	0	10,000	5,000	5,000	5,000	5,000	5,000	5,000	5,000	5,000	5,000	5,000	5,000	0	0	0
Civic, Political and Related - Restricted Stock - Long Term Incent 4264-07458	0	0	0	0	0	0	0	0	0	0	0	0	0	0	0	0	0
Civic, Political and Related - Meals and Entertainment 4264-05411	0	0	0	0	0	0	597	0	48	79	0	0	0	0	0	0	0
Civic, Political and Related - Billed from BTL HQ 4264-41139	5,531	6,782	7,657	12,265	7,155	7,827	8,372	12,217	8,141	9,174	9,620	9,311	0	0	0	0	0
Civic, Political and Related - Billed from BTL SS 4264-41134	129	475	448	210	184	332	639	1,279	585	309	252	474	0	0	0	0	0
<b>Grand Totals</b>	<b>11,661</b>	<b>7,257</b>	<b>18,103</b>	<b>17,475</b>	<b>12,339</b>	<b>13,158</b>	<b>14,708</b>	<b>18,496</b>	<b>13,772</b>	<b>14,556</b>	<b>14,872</b>	<b>14,785</b>	<b>6,500</b>	<b>0</b>	<b>0</b>	<b>0</b>	<b>0</b>
<b>Total Direct</b>	<b>5,000</b>	<b>0</b>	<b>10,000</b>	<b>5,000</b>	<b>5,000</b>	<b>5,000</b>	<b>5,000</b>	<b>5,000</b>	<b>5,046</b>	<b>5,079</b>	<b>5,000</b>	<b>5,000</b>	<b>5,000</b>	<b>0</b>	<b>0</b>	<b>0</b>	<b>0</b>
<b>Brentwood Division - 081DIV</b>																	
Civic, Political and Related - Political Activities 4264-30737	0	0	0	0	0	0	0	0	0	0	0	0	250	0	0	0	0
Civic, Political and Related - Billed from Govt Affairs 4264-41106	0	0	0	0	0	0	0	0	0	0	0	0	0	0	0	0	0
Civic, Political and Related - Non-project Labor 4264-01000	12,144	12,144	12,144	18,216	12,144	12,144	12,144	15,301	18,216	12,144	12,144	12,144	12,144	0	0	0	0
Civic, Political and Related - Expense Labor Accrual 4264-01009	1,214	607	1,822	-5,465	1,214	1,822	0	3,874	-8,910	607	1,822	0	807	0	0	0	0
Civic, Political and Related - Workers Comp Benefits Load 4264-01221	240	230	261	230	240	251	219	508	300	338	370	322	0	0	0	0	0
Civic, Political and Related - Spousal & Dependent Travel 4264-05412	0	18	20	25	0	0	138	0	0	0	0	0	0	0	0	0	0
Civic, Political and Related - Life Benefits Load 4264-01266	0	0	0	0	0	0	0	96	57	64	70	61	0	0	0	0	0
Civic, Political and Related - Other Benefits Load 4264-01200	3,233	3,086	3,380	3,086	3,233	3,380	2,939	0	0	0	0	0	0	0	0	0	0
Civic, Political and Related - Lodging 4264-05414	0	588	715	491	1,112	0	1,587	0	706	901	250	1,713	1,818	0	0	0	0
Civic, Political and Related - Building Lease/Rentals 4264-04581	599	598	598	598	598	598	598	598	598	598	598	598	598	0	0	0	0
Civic, Political and Related - Cellular, radio, pager charges 4264-05364	199	189	230	0	98	215	92	0	123	105	249	0	95	0	0	0	0
Civic, Political and Related - Restricted Stock - Long Term Incent 4264-07458	541	524	1,032	713	737	737	1,575	199	561	578	580	524	0	0	0	0	0
Civic, Political and Related - Cell phone equipment and accessories 4264-05377	0	0	0	0	0	0	0	0	59	0	0	0	0	0	0	0	0
Civic, Political and Related - Office Supplies 4264-05010	0	0	24	0	0	0	0	129	0	0	0	0	0	0	0	0	0
Civic, Political and Related - OPFB Benefits Load 4264-01203	1,750	1,670	1,829	1,870	1,750	1,829	1,591	4,142	2,442	2,764	3,017	2,823	0	0	0	0	0
Civic, Political and Related - Medical Benefits Load 4264-01251	0	0	0	0	0	0	0	3,586	2,114	2,384	2,612	2,271	0	0	0	0	0
Civic, Political and Related - ESOP Benefits Load 4264-01267	0	0	0	0	0	0	0	863	509	574	628	546	0	0	0	0	0
Civic, Political and Related - RSP FACC Benefits Load 4264-01263	0	0	0	0	0	0	0	86	57	64	70	61	0	0	0	0	0
Civic, Political and Related - HSA Benefits Load 4264-01260	0	0	0	0	0	0	0	10	6	7	6	6	0	0	0	0	0
Civic, Political and Related - Transportation 4264-05413	0	717	729	1,054	1,289	0	1,087	0	669	590	779	1,264	1,503	0	0	0	0
Civic, Political and Related - Meals and Entertainment 4264-05411	0	477	658	412	428	0	727	0	308	288	127	396	973	0	0	0	0
Civic, Political and Related - LTD Benefits Load 4264-01259	0	0	0	0	0	0	0	173	102	115	126	109	0	0	0	0	0
Civic, Political and Related - RSU-Long Term Incentive Plan - Time 4264-07460	821	795	1,047	18,881	0	0	0	0	0	0	0	0	0	0	0	0	0
Civic, Political and Related - Pension Benefits Load 4264-01202	1,242	1,156	1,259	1,185	1,242	1,289	1,129	2,704	1,594	1,798	1,980	1,712	0	0	0	0	0
Civic, Political and Related - Billed from BTL HQ 4264-41136	-21,985	-22,829	-25,773	-41,283	-24,083	-22,275	-23,824	-32,278	-21,509	-24,239	-25,417	-24,600	0	0	0	0	0
<b>Grand Totals</b>	<b>-2</b>	<b>-2</b>	<b>-3</b>	<b>-347</b>	<b>0</b>	<b>0</b>	<b>0</b>	<b>0</b>	<b>0</b>	<b>0</b>	<b>0</b>	<b>0</b>	<b>17,399</b>	<b>0</b>	<b>0</b>	<b>0</b>	<b>0</b>
<b>Total Direct</b>	<b>21,983</b>	<b>22,827</b>	<b>25,773</b>	<b>40,938</b>	<b>24,083</b>	<b>22,275</b>	<b>23,824</b>	<b>32,278</b>	<b>21,509</b>	<b>24,239</b>	<b>25,417</b>	<b>24,600</b>	<b>17,399</b>	<b>0</b>	<b>0</b>	<b>0</b>	<b>0</b>
<b>Dallas Atmos Rate Division - 002DIV</b>																	
Civic, Political and Related - Postage/Delivery Services 4264-05111	45	0	23	0	0	0	0	358	54	281	13	45	0	0	0	0	0
Civic, Political and Related - WAN/Internet Service 4264-05331	473	541	475	469	464	467	452	452	0	473	932	0	555	0	0	0	0
Civic, Political and Related - Political Activities 4264-30737	0	6,519	7,019	2,272	0	5,500	11,842	27,130	2,204	0	0	6,065	9,519	0	0	0	0
Civic, Political and Related - Misc General Expense 4264-07590	0	0	0	0	70	0	0	20	0	0	0	701	0	0	0	0	0
Civic, Political and Related - Entertainment & Sports Events 4264-30743	0	0	0	0	0	0	0	0	5,800	2,201	0	0	0	0	0	0	0
Civic, Political and Related - Club Dues - Non-deductible 4264-05416	0	0	0	0	0	0	0	0	0	0	0	0	90	0	0	0	0
Civic, Political and Related - Billed from Govt Affairs 4264-41106	0	0	0	0	0	0	0	0	0	0	0	0	0	0	0	0	0
Civic, Political and Related - Non-project Labor 4264-01000	19,665	19,665	19,665	29,498	19,665	19,665	19,665	21,777	31,332	20,889	20,906	20,914	20,914	0	0	0	0
Civic, Political and Related - Expense Labor Accrual 4264-01008	1,967	983	2,950	-8,949	1,967	2,950	0	4,322	-8,933	1,045	3,141	3	1,046	0	0	0	0
Civic, Political and Related - Workers Comp Benefits Load 4264-01221	43	41	45	41	43	45	39	47	40	39	43	38	0	0	0	0	0
Civic, Political and Related - Spousal & Dependent Travel 4264-05412	0	0	163	0	0	0	12	35	180	90	41	105	0	0	0	0	0
Civic, Political and Related - Life Benefits Load 4264-01266	0	0	0	0	0	0	0	131	112	110	120	105	0	0	0	0	0
Civic, Political and Related - Books & Manuals 4264-05424	274	0	115	71	423	685	409	71	585	375	1,281	553	339	0	0	0	0
Civic, Political and Related - Contract Labor 4264-05111	2,023	1,730	2,423	1,917	2,025	2,130	2,017	1,923	2,130	2,165	1,977	2,065	1,607	0	0	0	0
Civic, Political and Related - Other Benefits Load 4264-01200	4,781	4,563	4,998	4,583	4,781	4,998	4,346	0	0	0	0	0	0	0	0	0	0
Civic, Political and Related - Lodging 4264-05414	1,297	1,748	1,175	380	1,595	528	1,399	394	423	725	416	900	309	0	0	0	0
Civic, Political and Related - Building Lease/Rentals 4264-04581	5,746	2,980	2,980	2,980	2,981	2,980	0	8,002	32	3,017	6,020	3,212	3,059	0	0	0	0
Civic, Political and Related - Restricted Stock - Long Term Incent 4264-07458	541	524	1,032	713	737	737	1,575	199	561	578	580	524	0	0	0	0	0
Civic, Political and Related - Office Supplies 4264-05010	0	0	0	0	0	0	0	0	0	0	0	0	0	0	0	0	0
Civic, Political and Related - Variable Pay & Mgmt Incentive Plans 4264-07452	0	0	0	0	0	0	0	0	2,040	0	0	0	0	0	0	0	0
Civic, Political and Related - OPFB Benefits Load 4264-01203	1,150	1,136	1,244	1,138	1,150	1,244	1,082	1,827	1,588	1,535	1,583	1,464	0	0	0	0	0
Civic, Political and Related - Medical Benefits Load 4264-01251	0	0	0	0	0	0	0	4,489	3,853	3,773	4,136	3,598	0	0	0	0	0
Civic, Political and Related - ESOP Benefits Load 4264-01267	0	0	0	0	0	0	0	809	694	660	745	648	0	0	0	0	0
Civic, Political and Related - RSP FACC Benefits Load 4264-01263	0	0	0	0	0	0	0	78	67	66	72	63	0	0	0	0	0
Civic, Political and Related - Use 05364 Cell service-all others 4264-05375	0	0	0	0	0	0	0	0	0	0	0	0	0	0	0	0	0
Civic, Political and Related - HSA Benefits Load 4264-01260	0	0	0	0	0	0	0	5	4	4	5	4	0	0	0	0	0
Civic, Political and Related - Transportation 4264-05413	2,841	4,153	2,741	2,561	3,586	1,582	3,917	2,539	3,349	1,809	1,257	1,812	1,413	0	0	0	0
Civic, Political and Related - Meals and Entertainment 4264-05411	1,455	1,788	1,293	497	2,076	1,532	1,893	658	2,597	1,495	1,879	5,593	3,495	0	0	0	0
Civic, Political and Related - LTD Benefits Load 4264-01259	0	0	0	0	0	0	0	209	179	175	192	167	0	0	0	0	0
Civic, Political and Related - Membership Fees 4264-05415	0	0	750	90	0	0	0	90	0	0	0	787	0	0	0	0	0
Civic, Political and Related - RSU-Long Term Incentive Plan - Time 4264-07460	821	795	1,047	18,881	0	0	0	0	0	0	0	0	0	0	0	0	0
Civic, Political and Related - Pension Benefits Load 4264-01202	1,501	1,528	1,574	1,528	1,501	1,574	1,455	2,740	2,352	2,303	2,525	2,196	0	0	0	0	

Unallocated  
Cost Center  
Company  
Period  
Ending Balance  
Kentucky Division - 009DIV

	T-Plant Materials and Operating Supplies - TB1540	T-Stores Expense Undistributed - TB1630	T-Gas stored underground- Current - TB1641	T- Prepayments - TB1650
Oct-08	5,564	-280,591	69,618,652	273,611
Nov-08	5,564	-281,187	71,727,080	246,455
Dec-08	5,564	-312,601	62,789,872	219,299
Jan-09	5,564	-347,021	49,797,476	192,144
Feb-09	5,564	-338,193	36,941,901	164,988
Mar-09	5,564	-341,418	18,796,359	137,832
Apr-09	5,564	-344,949	6,036,291	110,676
May-09	5,564	-334,389	6,892,626	83,521
Jun-09	5,564	-340,153	9,239,666	157,687
Jul-09	5,564	-367,862	14,695,918	502,121
Aug-09	5,564	-373,874	18,079,316	470,809
Sep-09	5,564	-501,566	21,757,165	439,497
Oct-09	5,564	-455,218	24,700,133	408,184
Nov-09	5,564	-453,004	28,262,117	376,872
Dec-09	5,564	-456,075	24,641,786	345,560
Jan-10	5,564	-449,914	18,446,225	314,248
Feb-10	5,564	-450,145	12,028,903	282,936
Mar-10	5,564	-470,960	5,439,246	150,302
Apr-10	5,564	-484,134	1,719,058	118,989
May-10	5,564	-489,732	5,361,553	87,677
Jun-10	5,564	-520,172	9,580,816	357,703
Jul-10	5,564	-637,506	14,255,952	332,591
Aug-10	5,564	-706,178	19,114,477	307,480
Sep-10	5,564	-773,590	23,860,813	282,368
Oct-10	5,564	-778,973	27,948,001	257,257
Nov-10	5,564	-787,827	30,414,758	232,145
Dec-10	5,564	-804,062	26,222,916	207,034
Jan-11	5,564	-800,666	19,194,755	181,922
Feb-11	5,564	-809,180	12,257,756	156,811
Mar-11	5,564	-826,997	6,461,598	131,699
Apr-11	5,564	-842,062	1,701,590	106,588
May-11	5,564	-844,690	5,734,997	81,476
Jun-11	5,564	-874,724	11,150,836	296,136
Jul-11	5,564	-889,834	15,281,248	276,155
Aug-11	5,564	-907,378	19,085,545	256,174
Sep-11	5,564	-910,328	22,981,929	236,193
Oct-11	5,564	-914,627	26,548,281	216,212
Nov-11	5,564	-923,388	30,003,512	196,232
Dec-11	5,564	-945,068	27,782,924	176,251
Jan-12	5,564	-972,526	22,739,982	156,270
Feb-12	5,564	-1,002,614	17,027,806	136,289
Mar-12	5,564	0	11,362,668	116,308
Apr-12	5,564	-42,029	9,537,978	96,327
May-12	5,564	-33,415	9,628,829	76,346
Jun-12	5,564	-32,741	11,272,228	318,872
Jul-12	5,564	-25,953	13,173,476	296,996
Aug-12	5,564	-17,755	15,310,007	275,121
Sep-12	5,564	-13,970	17,777,466	253,245
Oct-12	5,564	-6,264	19,886,408	231,369
Nov-12	5,564	-896	22,053,887	209,494
Dec-12	5,564	3,642	20,164,079	187,618
Jan-13	5,564	7,629	16,503,002	165,743
Feb-13	5,564	-9,308	11,367,748	143,867
Mar-13	5,564	-8,286	6,401,750	121,992
Apr-13	0	0	0	0
May-13	0	0	0	0
Jun-13	0	0	0	0
Jul-13	0	0	0	0
Aug-13	0	0	0	0
Sep-13	0	0	0	0

Unallocated  
Cost Center  
Company  
Period  
Ending Balance  
Brentwood Division - 001DIV

	T-Plant Materials and Operating Supplies - TB1540	T-Stores Expense Undistributed - TB1630	T-Gas stored underground- Current - TB1641	T- Prepayments - TB1650
Oct-08	87,857	3,294,094 0		1,363
Nov-08	87,857	3,348,648 0		161
Dec-08	87,857	3,413,954 0		-1,158
Jan-09	71,709	3,460,634 0		-2,911
Feb-09	71,709	3,509,669 0		-4,349
Mar-09	71,709	3,565,987 0		-5,786
Apr-09	71,709	3,631,460 0		-7,349
May-09	71,709	3,675,501 0		-9,165
Jun-09	71,709	3,746,055 0		-85,571
Jul-09	71,702	3,821,895 0		-86,991
Aug-09	71,702	3,877,656 0		-88,520
Sep-09	47,187	3,991,277 0		-89,932
Oct-09	40,088	4,025,602 0		-91,717
Nov-09	40,088	4,069,437 0		-93,217
Dec-09	40,088	4,118,328 0		-122,128
Jan-10	40,088	4,162,973 0		-123,615
Feb-10	40,088	4,198,643 0		-125,015
Mar-10	40,088	4,266,602 0		3,938
Apr-10	40,088	4,322,513 0		2,625
May-10	39,988	4,379,885 0		1,241
Jun-10	39,988	4,439,771 0		0
Jul-10	39,420	4,493,913 0		14,438
Aug-10	35,850	4,566,125 0		13,126
Sep-10	29,793	4,643,029 0		11,813
Oct-10	29,793	4,700,795 0		26,349
Nov-10	29,793	4,763,650 0		56,733
Dec-10	29,793	4,828,599 0		-17,949
Jan-11	29,793	4,858,313 0		-19,261
Feb-11	29,793	4,914,045 0		-20,574
Mar-11	29,793	4,988,274 0		3,938
Apr-11	29,793	5,045,222 0		56,103
May-11	29,793	5,094,260 0		-922
Jun-11	28,582	5,154,098 0		29,365
Jul-11	28,582	5,211,601 0		12,204
Aug-11	26,006	5,282,095 0		10,892
Sep-11	26,006	5,350,719 0		9,579
Oct-11	26,006	5,410,112 0		8,232
Nov-11	26,006	5,473,035 0		6,919
Dec-11	26,006	5,538,969 0		5,606
Jan-12	26,006	5,605,669 0		-24,428
Feb-12	26,006	5,660,650 0		2,981
Mar-12	26,006	-289,677 0		12,837
Apr-12	20,353	-204,788 0		11,560
May-12	17,399	-127,836 0		10,248
Jun-12	17,399	-57,733 0		13,517
Jul-12	17,399	18,645 0		23,374
Aug-12	15,332	59,155 0		10,892
Sep-12	15,332	135,001 0		9,580
Oct-12	15,332	201,058 0		22,807
Nov-12	15,332	275,399 0		6,955
Dec-12	15,332	349,128 0		5,642
Jan-13	15,332	415,630 0		4,329
Feb-13	15,332	482,248 0		17,557
Mar-13	14,887	563,758 0		1,704
Apr-13	0	0	0	0
May-13	0	0	0	0
Jun-13	0	0	0	0
Jul-13	0	0	0	0
Aug-13	0	0	0	0
Sep-13	0	0	0	0

Unallocated  
 Cost Center  
 Company  
 Period  
 Ending Balance  
 Dallas Atmos Rate Division - 002DIV

	T-Plant Materials and Operating Supplies - TB1540	T-Stores Expense Undistributed - TB1630	T-Gas stored underground- Current - TB1641	T- Prepayments - TB1650
Oct-08	0		0 0	11,833,124
Nov-08	0		0 0	11,448,390
Dec-08	0		0 0	10,325,289
Jan-09	0		0 0	8,857,959
Feb-09	0		0 0	6,972,431
Mar-09	0		0 0	12,438,250
Apr-09	0		0 0	11,570,578
May-09	0		0 0	13,229,657
Jun-09	0		0 0	12,544,993
Jul-09	0		0 0	12,189,688
Aug-09	0		0 0	10,870,895
Sep-09	0		0 0	8,999,749
Oct-09	0		0 0	10,501,925
Nov-09	0		0 0	15,266,798
Dec-09	0		0 0	14,033,442
Jan-10	0		0 0	11,598,046
Feb-10	0		0 0	15,686,314
Mar-10	0		0 0	14,756,307
Apr-10	0		0 0	14,993,040
May-10	0		0 0	14,271,189
Jun-10	0		0 0	12,841,120
Jul-10	0		0 0	12,978,423
Aug-10	0		0 0	9,479,775
Sep-10	0		0 0	14,863,224
Oct-10	0		0 0	14,459,113
Nov-10	0		0 0	14,404,353
Dec-10	0		0 0	12,695,953
Jan-11	0		0 0	10,138,655
Feb-11	0		0 0	8,249,976
Mar-11	0		0 0	12,205,592
Apr-11	0		0 0	12,321,659
May-11	0		0 0	14,750,764
Jun-11	0		0 0	12,987,761
Jul-11	0		0 0	12,342,091
Aug-11	0		0 0	10,835,572
Sep-11	0		0 0	11,139,636
Oct-11	0		0 0	22,053,256
Nov-11	0		0 0	16,651,306
Dec-11	0		0 0	16,008,870
Jan-12	0		0 0	20,528,772
Feb-12	0		0 0	17,827,665
Mar-12	0		0 0	15,426,124
Apr-12	0		0 0	13,739,280
May-12	0		0 0	15,886,464
Jun-12	0		0 0	13,306,232
Jul-12	0		0 0	12,469,946
Aug-12	0		0 0	10,261,040
Sep-12	0		0 0	7,603,705
Oct-12	0		0 0	17,261,880
Nov-12	0		0 0	16,100,103
Dec-12	0		0 0	15,443,310
Jan-13	0		0 0	15,902,692
Feb-13	0		0 0	13,384,482
Mar-13	0		0 0	11,051,822
Apr-13	0	0	0	0
May-13	0	0	0	0
Jun-13	0	0	0	0
Jul-13	0	0	0	0
Aug-13	0	0	0	0
Sep-13	0	0	0	0

Unallocated  
Cost Center  
Company  
Period  
Ending Balance  
Call Center Division - 012DIV

	T-Plant Materials and Operating Supplies - TB1540	T-Stores Expense Undistributed - TB1630	T-Gas stored underground- Current - TB1641	T- Prepayments - TB1650
Oct-08	0	0	0	532,389
Nov-08	0	0	0	545,168
Dec-08	0	0	0	559,313
Jan-09	0	0	0	561,308
Feb-09	0	0	0	767,730
Mar-09	0	0	0	690,733
Apr-09	0	0	0	553,736
May-09	0	0	0	446,738
Jun-09	0	0	0	604,006
Jul-09	0	0	0	553,805
Aug-09	0	0	0	456,648
Sep-09	0	0	0	359,491
Oct-09	0	0	0	616,838
Nov-09	0	0	0	591,671
Dec-09	0	0	0	542,711
Jan-10	0	0	0	871,705
Feb-10	0	0	0	759,326
Mar-10	0	0	0	633,299
Apr-10	0	0	0	578,764
May-10	0	0	0	707,990
Jun-10	0	0	0	611,930
Jul-10	0	0	0	944,176
Aug-10	0	0	0	818,474
Sep-10	0	0	0	1,131,493
Oct-10	0	0	0	1,226,677
Nov-10	0	0	0	997,263
Dec-10	0	0	0	1,373,517
Jan-11	0	0	0	1,895,983
Feb-11	0	0	0	2,080,175
Mar-11	0	0	0	2,099,996
Apr-11	0	0	0	2,126,334
May-11	0	0	0	2,147,759
Jun-11	0	0	0	2,466,498
Jul-11	0	0	0	2,507,546
Aug-11	0	0	0	2,511,555
Sep-11	0	0	0	2,590,201
Oct-11	0	0	0	2,918,173
Nov-11	0	0	0	5,457,407
Dec-11	0	0	0	5,493,078
Jan-12	0	0	0	5,545,644
Feb-12	0	0	0	5,500,149
Mar-12	0	0	0	5,282,356
Apr-12	0	0	0	5,124,690
May-12	0	0	0	5,018,131
Jun-12	0	0	0	4,841,007
Jul-12	0	0	0	4,621,367
Aug-12	0	0	0	4,445,390
Sep-12	0	0	0	4,145,350
Oct-12	0	0	0	4,078,537
Nov-12	0	0	0	4,111,946
Dec-12	0	0	0	4,145,255
Jan-13	0	0	0	4,205,998
Feb-13	0	0	0	4,242,331
Mar-13	0	0	0	4,291,456
Apr-13	0	0	0	0
May-13	0	0	0	0
Jun-13	0	0	0	0
Jul-13	0	0	0	0
Aug-13	0	0	0	0
Sep-13	0	0	0	0

Div	month	year	T-Plant Materials	T-Stores	T-Gas stored	T-
			and Operating	Undistributed	underground-	Prepayments -
			Supplies - TB1540	TB1630	Current - TB1641	TB1650
9 Oct	8		5,564	-280,591	69,618,652	273,611
9 Nov	8		5,564	-281,187	71,727,080	246,455
9 Dec	8		5,564	-312,601	62,789,872	219,299
9 Jan	9		5,564	-347,021	49,797,476	192,144
9 Feb	9		5,564	-338,193	36,941,801	164,988
9 Mar	9		5,564	-341,418	18,796,359	137,832
9 Apr	9		5,564	-344,949	6,036,291	110,676
9 May	9		5,564	-334,389	6,892,626	83,521
9 Jun	9		5,564	-340,153	9,239,666	157,687
9 Jul	9		5,564	-387,862	14,695,918	502,121
9 Aug	9		5,564	-373,874	18,079,316	470,809
9 Sep	9		5,564	-501,566	21,757,165	439,497
9 Oct	9		5,564	-455,218	24,700,133	408,184
9 Nov	9		5,564	-453,004	28,262,117	376,872
9 Dec	9		5,564	-456,075	24,641,768	345,560
9 Jan	10		5,564	-449,914	18,446,225	314,248
9 Feb	10		5,564	-450,145	12,028,903	282,936
9 Mar	10		5,564	-470,960	5,439,246	150,302
9 Apr	10		5,564	-484,134	1,719,058	118,969
9 May	10		5,564	-489,732	5,351,553	87,677
9 Jun	10		5,564	-520,172	9,580,816	357,703
9 Jul	10		5,564	-637,506	14,255,952	332,591
9 Aug	10		5,564	-705,176	19,114,477	307,480
9 Sep	10		5,564	-773,590	23,660,813	282,368
9 Oct	10		5,564	-778,973	27,948,001	257,257
9 Nov	10		5,564	-797,827	30,414,758	232,145
9 Dec	10		5,564	-804,062	26,222,916	207,034
9 Jan	11		5,564	-806,666	19,194,755	181,922
9 Feb	11		5,564	-809,180	12,257,756	156,811
9 Mar	11		5,564	-826,997	6,461,588	131,699
9 Apr	11		5,564	-842,062	1,701,590	106,588
9 May	11		5,564	-844,690	5,734,997	81,476
9 Jun	11		5,564	-874,724	11,150,836	296,136
9 Jul	11		5,564	-889,834	15,281,248	276,155
9 Aug	11		5,564	-907,376	19,085,545	256,174
9 Sep	11		5,564	-910,328	22,981,929	236,193
9 Oct	11		5,564	-914,627	26,548,261	216,212
9 Nov	11		5,564	-923,388	30,003,512	195,232
9 Dec	11		5,564	-945,068	27,782,924	176,251
9 Jan	12		5,564	-972,526	22,739,982	156,270
9 Feb	12		5,564	-1,002,614	17,027,806	136,289
9 Mar	12		5,564	0	11,362,668	116,308
9 Apr	12		5,564	-42,029	9,537,978	96,327
9 May	12		5,564	-33,415	9,628,829	76,346
9 Jun	12		5,564	-32,741	11,272,228	318,872
9 Jul	12		5,564	-25,953	13,173,476	296,996
9 Aug	12		5,564	-17,755	15,310,007	275,121
9 Sep	12		5,564	-13,970	17,777,466	253,245
9 Oct	12		5,564	-6,264	19,886,408	231,369
9 Nov	12		5,564	-896	22,053,887	209,494
9 Dec	12		5,564	3,642	20,164,979	187,618
9 Jan	13		5,564	7,629	16,503,002	165,743
9 Oct	8		87,857	3,294,094 0		1,363
9 Nov	8		87,857	3,348,648 0		161
9 Dec	8		87,857	3,413,954 0		-1,158
9 Jan	9		71,709	3,460,634 0		-2,911
9 Feb	9		71,709	3,509,669 0		-4,349
9 Mar	9		71,709	3,565,987 0		-5,786
9 Apr	9		71,709	3,631,460 0		-7,349
9 May	9		71,709	3,675,501 0		-9,165
9 Jun	9		71,709	3,746,055 0		-85,571
9 Jul	9		71,702	3,821,895 0		-85,991
9 Aug	9		71,702	3,877,656 0		-88,520
9 Sep	9		47,187	3,991,277 0		-89,932
9 Oct	9		40,088	4,025,602 0		-91,717
9 Nov	9		40,088	4,069,437 0		-93,217
9 Dec	9		40,088	4,118,328 0		-122,128
9 Jan	10		40,088	4,162,973 0		-123,615
9 Feb	10		40,088	4,198,643 0		-125,015
9 Mar	10		40,088	4,266,602 0		3,938
9 Apr	10		40,088	4,322,513 0		2,625
9 May	10		39,988	4,379,885 0		1,241
9 Jun	10		39,988	4,439,771 0		0
9 Jul	10		39,420	4,493,913 0		14,438
9 Aug	10		35,850	4,566,125 0		13,126
9 Sep	10		29,793	4,643,029 0		11,813
9 Oct	10		29,793	4,700,795 0		26,349
9 Nov	10		29,793	4,763,650 0		66,733
9 Dec	10		29,793	4,828,599 0		-17,949
9 Jan	11		29,793	4,858,313 0		-19,261
9 Feb	11		29,793	4,914,045 0		-20,574
9 Mar	11		29,793	4,988,274 0		3,938
9 Apr	11		29,793	5,045,222 0		56,103
9 May	11		29,793	5,094,260 0		-922
9 Jun	11		28,562	5,154,098 0		29,365
9 Jul	11		28,582	5,211,601 0		12,204
9 Aug	11		26,006	5,282,096 0		10,892
9 Sep	11		26,006	5,350,719 0		9,579
9 Oct	11		26,006	5,410,112 0		8,232
9 Nov	11		26,006	5,473,035 0		6,919
9 Dec	11		26,006	5,538,969 0		5,606
9 Jan	12		26,006	5,605,669 0		-24,428
9 Feb	12		26,006	5,660,650 0		2,981
9 Mar	12		26,006	-289,677 0		12,837
9 Apr	12		20,353	-204,788 0		11,560
9 May	12		17,399	-127,836 0		10,248
9 Jun	12		17,399	-57,733 0		13,517
9 Jul	12		17,399	18,645 0		23,374
9 Aug	12		15,332	59,155 0		10,892
9 Sep	12		15,332	135,001 0		9,580
9 Oct	12		15,332	201,058 0		22,807
9 Nov	12		15,332	275,399 0		6,955
9 Dec	12		15,332	349,126 0		5,642
9 Jan	13		15,332	415,630 0		4,329
2 Oct	8	0		0 0		11,833,124
2 Nov	8	0		0 0		11,448,390
2 Dec	8	0		0 0		10,325,289

		T-Plant Materials and Operating Supplies - TB1540	T-Stores Expense Undistributed - TB1630	T-Gas stored underground - Current - TB1641	T- Prepayments - TB1650
2 Jan	9	0	0	0	8,867,959
2 Feb	9	0	0	0	6,972,431
2 Mar	9	0	0	0	12,438,250
2 Apr	9	0	0	0	11,570,578
2 May	9	0	0	0	13,228,657
2 Jun	9	0	0	0	12,544,993
2 Jul	9	0	0	0	12,189,688
2 Aug	9	0	0	0	10,870,895
2 Sep	9	0	0	0	8,999,749
2 Oct	9	0	0	0	10,501,925
2 Nov	9	0	0	0	15,266,798
2 Dec	9	0	0	0	14,033,442
2 Jan	10	0	0	0	11,598,046
2 Feb	10	0	0	0	15,686,314
2 Mar	10	0	0	0	14,756,307
2 Apr	10	0	0	0	14,993,040
2 May	10	0	0	0	14,271,189
2 Jun	10	0	0	0	12,641,120
2 Jul	10	0	0	0	12,978,423
2 Aug	10	0	0	0	9,478,775
2 Sep	10	0	0	0	14,063,224
2 Oct	10	0	0	0	14,459,113
2 Nov	10	0	0	0	14,404,353
2 Dec	10	0	0	0	12,695,952
2 Jan	11	0	0	0	19,138,655
2 Feb	11	0	0	0	8,249,976
2 Mar	11	0	0	0	12,205,592
2 Apr	11	0	0	0	12,321,659
2 May	11	0	0	0	14,750,764
2 Jun	11	0	0	0	12,987,761
2 Jul	11	0	0	0	12,342,091
2 Aug	11	0	0	0	10,835,572
2 Sep	11	0	0	0	11,129,636
2 Oct	11	0	0	0	22,053,256
2 Nov	11	0	0	0	16,651,306
2 Dec	11	0	0	0	16,008,870
2 Jan	12	0	0	0	29,528,772
2 Feb	12	0	0	0	17,827,665
2 Mar	12	0	0	0	15,426,124
2 Apr	12	0	0	0	13,739,280
2 May	12	0	0	0	15,886,464
2 Jun	12	0	0	0	13,306,232
2 Jul	12	0	0	0	12,469,946
2 Aug	12	0	0	0	10,261,040
2 Sep	12	0	0	0	7,603,705
2 Oct	12	0	0	0	17,261,880
2 Nov	12	0	0	0	16,100,103
2 Dec	12	0	0	0	15,443,310
2 Jan	13	0	0	0	15,902,692
12 Oct	8	0	0	0	532,389
12 Nov	8	0	0	0	545,168
12 Dec	8	0	0	0	559,313
12 Jan	9	0	0	0	561,308
12 Feb	9	0	0	0	767,730
12 Mar	9	0	0	0	660,733
12 Apr	9	0	0	0	553,736
12 May	9	0	0	0	446,738
12 Jun	9	0	0	0	604,006
12 Jul	9	0	0	0	553,805
12 Aug	9	0	0	0	456,648
12 Sep	9	0	0	0	359,491
12 Oct	9	0	0	0	616,838
12 Nov	9	0	0	0	591,671
12 Dec	9	0	0	0	542,711
12 Jan	10	0	0	0	871,705
12 Feb	10	0	0	0	759,326
12 Mar	10	0	0	0	633,299
12 Apr	10	0	0	0	578,764
12 May	10	0	0	0	707,990
12 Jun	10	0	0	0	611,930
12 Jul	10	0	0	0	944,176
12 Aug	10	0	0	0	818,474
12 Sep	10	0	0	0	1,131,493
12 Oct	10	0	0	0	1,226,677
12 Nov	10	0	0	0	997,263
12 Dec	10	0	0	0	1,373,517
12 Jan	11	0	0	0	1,895,983
12 Feb	11	0	0	0	2,080,175
12 Mar	11	0	0	0	2,099,996
12 Apr	11	0	0	0	2,126,334
12 May	11	0	0	0	2,147,759
12 Jun	11	0	0	0	2,466,498
12 Jul	11	0	0	0	2,507,546
12 Aug	11	0	0	0	2,511,555
12 Sep	11	0	0	0	2,590,201
12 Oct	11	0	0	0	2,918,173
12 Nov	11	0	0	0	5,457,407
12 Dec	11	0	0	0	5,493,078
12 Jan	12	0	0	0	5,545,644
12 Feb	12	0	0	0	5,500,149
12 Mar	12	0	0	0	5,262,356
12 Apr	12	0	0	0	5,124,590
12 May	12	0	0	0	5,018,131
12 Jun	12	0	0	0	4,841,007
12 Jul	12	0	0	0	4,621,367
12 Aug	12	0	0	0	4,445,390
12 Sep	12	0	0	0	4,145,350
12 Oct	12	0	0	0	4,078,537
12 Nov	12	0	0	0	4,111,946
12 Dec	12	0	0	0	4,145,255
12 Jan	13	0	0	0	4,205,998





monthly acct averages

Div	account	year	Jan	Feb	Mar	Apr	May	Jun	Jul	Aug	Sep	Oct	Nov	Dec	
2	1540	8	0	0	0	0	0	0	0	0	0	0	0	0	
		9	0	0	0	0	0	0	0	0	0	0	0	0	0
		10	0	0	0	0	0	0	0	0	0	0	0	0	0
		11	0	0	0	0	0	0	0	0	0	0	0	0	0
		12	0	0	0	0	0	0	0	0	0	0	0	0	0
	1630	8	0	0	0	0	0	0	0	0	0	0	0	0	0
		9	0	0	0	0	0	0	0	0	0	0	0	0	0
		10	0	0	0	0	0	0	0	0	0	0	0	0	0
		11	0	0	0	0	0	0	0	0	0	0	0	0	0
		12	0	0	0	0	0	0	0	0	0	0	0	0	0
	1641	8	0	0	0	0	0	0	0	0	0	0	0	0	0
		9	0	0	0	0	0	0	0	0	0	0	0	0	0
		10	0	0	0	0	0	0	0	0	0	0	0	0	0
11		0	0	0	0	0	0	0	0	0	0	0	0	0	
12		0	0	0	0	0	0	0	0	0	0	0	0	0	
1650	8	8,857,959	6,972,431	12,438,250	11,570,578	13,229,657	12,544,993	12,189,688	10,876,895	8,989,749	11,833,124	11,448,390	10,326,289	14,033,442	
	9	11,598,046	15,686,314	14,756,307	14,993,040	14,271,189	12,841,120	12,978,423	9,479,775	14,863,224	14,469,113	14,404,353	12,686,953	16,651,306	
	10	10,138,655	8,249,976	12,205,582	12,321,659	14,750,764	12,987,761	12,342,091	10,835,572	11,139,638	22,053,286	16,651,306	16,008,870	15,443,310	
	11	20,528,772	17,827,655	15,426,124	13,739,280	15,886,464	13,306,232	12,469,946	10,261,040	7,603,705	17,261,880	16,100,103	15,443,310	15,443,310	
	12	15,902,692													
9	1540	8	5,564	5,564	5,564	5,564	5,564	5,564	5,564	5,564	5,564	5,564	5,564	5,564	
		9	5,564	5,564	5,564	5,564	5,564	5,564	5,564	5,564	5,564	5,564	5,564	5,564	
		10	5,564	5,564	5,564	5,564	5,564	5,564	5,564	5,564	5,564	5,564	5,564	5,564	
		11	5,564	5,564	5,564	5,564	5,564	5,564	5,564	5,564	5,564	5,564	5,564	5,564	
		12	5,564	5,564	5,564	5,564	5,564	5,564	5,564	5,564	5,564	5,564	5,564	5,564	
1630	8	-347,021	-338,193	-341,418	-344,949	-334,389	-340,153	-367,862	-373,874	-501,566	-280,591	-281,187	-312,601	-465,075	
	9	-449,514	-450,145	-470,960	-484,134	-489,732	-520,172	-637,506	-706,178	-773,580	-778,973	-787,827	-804,062	-804,062	
	10	-800,666	-809,180	-826,997	-842,052	-844,690	-874,724	-889,834	-907,378	-910,328	-914,627	-923,388	-945,068	-945,068	
	11	-972,526	-1,002,614	0	-42,029	-33,415	-32,741	-25,953	-17,755	-13,970	-6,254	-896	3,642	3,642	
	12	7,629	-16,175	-16,175	-42,029	-33,415	-32,741	-25,953	-17,755	-13,970	-6,254	-896	3,642	3,642	
1641	8	49,797,476	36,841,901	18,796,359	6,036,291	6,892,626	9,239,666	14,695,918	18,079,316	21,757,165	69,618,652	71,727,080	62,789,872	24,541,788	
	9	18,446,225	12,028,903	5,439,246	1,719,058	5,361,553	9,560,816	14,255,952	16,114,477	23,860,813	24,706,133	28,262,117	24,541,788	24,541,788	
	10	19,194,755	12,257,756	6,461,598	1,701,590	5,734,997	11,150,836	15,261,248	19,085,545	22,981,929	26,548,261	30,003,512	27,782,924	27,782,924	
	11	22,739,982	17,027,606	11,362,668	9,537,978	9,628,629	11,272,228	13,173,476	15,310,007	17,777,466	19,886,408	22,053,887	20,164,079	20,164,079	
	12	16,503,002													
1650	8	192,144	164,988	137,832	110,676	83,521	157,687	502,121	470,809	439,497	273,611	246,455	219,299	345,560	
	9	314,248	282,936	150,302	118,989	87,677	357,703	332,591	307,480	282,368	408,184	376,872	345,560	345,560	
	10	161,822	156,811	131,699	106,588	81,476	286,136	276,155	256,174	236,193	216,212	196,232	176,251	176,251	
	11	156,270	136,289	116,308	96,327	76,346	318,872	296,996	275,121	253,245	231,369	209,494	187,618	187,618	
	12	165,743													
12	1540	8	0	0	0	0	0	0	0	0	0	0	0	0	
		9	0	0	0	0	0	0	0	0	0	0	0	0	0
		10	0	0	0	0	0	0	0	0	0	0	0	0	0
		11	0	0	0	0	0	0	0	0	0	0	0	0	0
		12	0	0	0	0	0	0	0	0	0	0	0	0	0
1630	8	0	0	0	0	0	0	0	0	0	0	0	0	0	
	9	0	0	0	0	0	0	0	0	0	0	0	0	0	
	10	0	0	0	0	0	0	0	0	0	0	0	0	0	
	11	0	0	0	0	0	0	0	0	0	0	0	0	0	
	12	0	0	0	0	0	0	0	0	0	0	0	0	0	
1641	8	0	0	0	0	0	0	0	0	0	0	0	0	0	
	9	0	0	0	0	0	0	0	0	0	0	0	0	0	
	10	0	0	0	0	0	0	0	0	0	0	0	0	0	
	11	0	0	0	0	0	0	0	0	0	0	0	0	0	
	12	0	0	0	0	0	0	0	0	0	0	0	0	0	
1650	8	561,308	767,730	660,733	553,736	446,738	604,006	553,805	456,648	359,491	532,389	545,168	559,313	559,313	
	9	871,705	759,326	633,299	578,784	707,990	611,930	944,176	818,474	1,131,493	1,226,677	997,263	1,373,517	1,373,517	
	10	1,895,883	2,080,175	2,098,986	2,126,334	2,147,759	2,486,488	2,607,548	2,511,565	2,580,201	2,918,173	5,457,407	5,493,078	5,493,078	
	11	5,545,844	5,500,149	5,282,356	5,124,690	5,018,131	4,841,007	4,821,367	4,445,390	4,145,350	4,078,537	4,111,846	4,145,255	4,145,255	
	12	4,206,898													
91	1540	8	71,709	71,709	71,709	71,709	71,709	71,709	71,702	71,702	47,167	40,088	40,088	40,088	
		9	40,088	40,088	40,088	40,088	39,988	39,988	39,420	35,850	29,793	29,793	29,793	29,793	
		10	29,793	29,793	29,793	29,793	29,793	28,582	28,582	26,006	26,006	26,006	26,006	26,006	
		11	26,006	26,006	26,006	26,006	20,353	17,399	17,399	15,332	15,332	15,332	15,332	15,332	
		12	15,332												
1630	8	3,460,634	3,509,669	3,565,987	3,631,460	3,675,501	3,746,055	3,821,895	3,877,656	3,991,277	3,294,094	3,348,648	3,413,954	3,413,954	
	9	4,162,973	4,199,643	4,266,602	4,322,513	4,379,885	4,439,771	4,493,913	4,566,125	4,643,029	4,025,602	4,069,437	4,118,328	4,118,328	
	10														
	11														
	12														

Div	account	year	Jan	Feb	Mar	Apr	May	Jun	Jul	Aug	Sep	Oct	Nov	Dec
		11	4,858,313	4,914,045	4,988,274	5,045,222	5,094,260	5,154,698	5,211,601	5,282,095	5,350,719	5,410,112	5,473,035	5,538,969
		12	5,605,669	5,660,650	-289,677	-204,788	-127,836	-57,733	18,645	59,155	135,001	201,058	275,399	349,128
		13	415,630											
	trend		415,630	415,630	-289,677	-204,788	-127,836	-57,733	18,645	59,155	135,001	201,058	275,399	349,128
	1641	8										0	0	0
		9	0	0	0	0	0	0	0	0	0	0	0	0
		10	0	0	0	0	0	0	0	0	0	0	0	0
		11	0	0	0	0	0	0	0	0	0	0	0	0
		12	0	0	0	0	0	0	0	0	0	0	0	0
		13	0											
	averages		0	0	0	0	0	0	0	0	0	0	0	0
	1650	8										1,363	161	-1,158
		9	-2,911	-4,349	-5,786	-7,349	-9,165	-85,571	-86,991	-88,520	-89,832	-91,717	-93,217	-122,128
		10	-123,615	-125,015	3,938	2,625	1,241	0	14,438	13,126	11,813	26,349	56,733	-17,949
		11	-19,261	-20,574	3,938	56,103	-922	29,365	12,204	10,892	9,579	8,232	6,919	5,606
		12	-24,428	2,981	12,837	11,560	10,248	13,517	23,374	10,892	9,580	22,607	6,955	5,642
		13	4,329											
	trend		-13,120	-8,796	6,904	23,429	3,522	14,284	16,672	11,637	10,324	19,129	23,636	-2,233

Div	Account	actuals	actuals	actuals	actuals	actuals	actuals	forecast	forecast	forecast	forecast	forecast	forecast	forecast	forecast	forecast	forecast	forecast	forecast	forecast	forecast	forecast	forecast	
		Jul-12	Aug-12	Sep-12	Oct-12	Nov-12	Dec-12	Jan-13	Feb-13	Mar-13	Apr-13	May-13	Jun-13	Jul-13	Aug-13	Sep-13	Oct-13	Nov-13	Dec-13	Jan-14	Feb-14	Mar-14	Apr-14	May-14
2	1540	0	0	0	0	0	0	0	0	0	0	0	0	0	0	0	0	0	0	0	0	0	0	0
	1630	0	0	0	0	0	0	0	0	0	0	0	0	0	0	0	0	0	0	0	0	0	0	0
	1641	0	0	0	0	0	0	0	0	0	0	0	0	0	0	0	0	0	0	0	0	0	0	0
	1650	12,469,946	10,261,040	7,603,795	17,261,860	16,100,103	15,443,310	15,602,682	12,184,066	13,706,563	13,156,139	14,534,518	12,920,026	12,495,037	10,361,820	10,651,578	16,069,043	15,605,640	14,545,394	13,405,225	12,164,096	13,706,568	13,156,139	14,534,518
12	1540	0	0	0	0	0	0	0	0	0	0	0	0	0	0	0	0	0	0	0	0	0	0	0
	1630	0	0	0	0	0	0	0	0	0	0	0	0	0	0	0	0	0	0	0	0	0	0	0
	1641	0	0	0	0	0	0	0	0	0	0	0	0	0	0	0	0	0	0	0	0	0	0	0
	1650	4,621,367	4,445,390	4,145,350	4,078,537	4,111,946	4,145,255	4,205,998	5,500,149	5,282,356	5,124,690	5,018,131	4,841,007	4,621,367	4,445,390	4,145,350	3,498,355	4,784,677	4,819,167	4,875,821	5,500,149	5,282,356	5,124,690	5,018,131
91	1540	17,399	15,332	15,332	15,332	15,332	15,332	27,899	27,899	25,073	23,566	22,991	22,991	20,669	20,669	23,710	23,710	23,710	23,710	27,899	27,899	25,073	23,596	
	1630	18,645	59,155	135,001	201,058	275,399	349,128	415,630	415,630	-289,677	-204,788	-127,836	-57,733	18,645	59,155	135,001	201,058	275,399	349,126	415,630	415,630	-239,677	-204,788	-127,836
	1641	0	0	0	0	0	0	0	0	0	0	0	0	0	0	0	0	0	0	0	0	0	0	0
	1650	23,374	10,892	9,580	22,807	6,955	5,642	4,329	-8,795	6,904	23,429	3,522	14,294	16,672	11,637	10,324	19,129	23,536	-2,233	-13,120	-8,796	6,904	23,429	3,522
9	1540	5,564	5,564	5,564	5,564	5,564	5,564	5,564	5,564	5,564	5,564	5,564	5,564	5,564	5,564	5,564	5,564	5,564	5,564	5,564	5,564	5,564	5,564	5,564
	1630	-25,953	-17,755	-13,970	-6,264	-896	3,842	7,629	-16,175	-16,175	-42,029	-33,416	-32,741	-25,953	-17,755	-13,970	-6,264	-896	3,642	7,629	-16,175	-16,175	-42,029	-33,416
	1641	13,173,476	15,310,007	17,777,466	19,886,408	22,053,687	20,164,079	15,503,002	19,564,091	10,514,968	4,748,729	6,904,501	10,310,897	14,351,648	17,897,336	21,594,343	33,740,291	36,492,271	22,320,316	25,336,288	19,564,091	10,514,968	4,748,729	6,904,501
	1650	296,995	275,121	253,245	231,369	209,494	197,818	165,743	185,256	134,035	108,145	82,255	282,596	351,966	327,396	302,826	277,327	262,240	227,152	202,065	185,256	134,035	108,145	82,255
		12.90%	41.35%	5.33%																				
		12.50%	44.87%	5.61%																				
			41.35%	100%																				
				405,621.34																				
				232,519.00																				
				3,961.49																				
				253,245.04																				
				865,345.86																				

Div	Account	forecast	forecast	forecast	forecast	forecast	forecast
		Jun-14	Jul-14	Aug-14	Sep-14	Oct-14	Nov-14
2	1540	0	0	0	0	0	0
	1630	0	0	0	0	0	0
	1641	0	0	0	0	0	0
	1650	12,920,026	12,495,037	10,351,820	10,651,578	16,069,043	15,505,640
12	1540	0	0	0	0	0	0
	1630	0	0	0	0	0	0
	1641	0	0	0	0	0	0
	1550	4,841,007	4,621,367	4,445,390	4,145,350	3,498,355	4,784,677
91	1540	22,991	22,991	20,669	20,669	23,710	23,710
	1630	-57,733	18,645	59,155	135,001	201,058	275,399
	1641	0	0	0	0	0	0
	1650	14,294	16,672	11,637	10,324	19,129	23,536
9	1540	5,564	5,564	5,564	5,564	5,564	5,564
	1630	-32,741	-25,953	-17,755	-13,970	-6,264	-896
	1641	10,310,897	14,351,648	17,897,336	21,594,343	33,740,291	36,492,271
	1650	262,599	351,966	327,396	302,826	277,327	252,240

View  
Type  
Company  
Cost Center  
Dallas Atmos Rate Division - 002DIV

	Fiscal 2013 YTD February	Fiscal 2012 July	Fiscal 2012 August	Fiscal 2012 September	Fiscal 2013 October	Fiscal 2013 November	Fiscal 2013 December	Fiscal 2013 January	Fiscal 2013 February	Fiscal 2013 March	Fiscal 2013 April	Fiscal 2013 May	Fiscal 2013 June	Fiscal 2013 July	Fiscal 2013 August
A&G-Administrative & general s - PTO Accrual 9200-01010	97,787	-	-	(30,914)	0	0	97,787	-	-	-	-	0	0	0	0
Customer accounts-Meter readin - Non-project Labor 9020-01000	55,935	3,644	3,644	10,143	10,230	14,757	10,316	10,316	10,316	10,316	5,158	0	0	0	0
A&G-Administrative & general s - Non-project Labor 9200-01000	14,275,791	2,587,623	2,543,092	2,513,775	2,562,144	3,848,060	2,622,380	2,666,396	2,577,810	2,555,019	1,325,808	0	0	0	0
Distribution-Operation supervi - Non-project Labor 8740-01000	10,218	0	14,005	0	0	0	10,218	-	-	-	-	0	0	0	0
Mains and Services Expenses - Non-project Labor 8740-01000	685	0	0	0	0	0	885	-	-	-	-	0	0	0	0
A&G-Administrative & general s - Capital Labor 9200-01001	1,249,801	236,022	278,417	242,205	298,492	353,483	224,713	149,657	223,456	193,601	105,198	0	0	0	0
Mains expenses - Capital Labor Contra 8560-01002	(96)	(558)	(248)	(279)	0	(96)	-	-	-	(128)	-	0	0	0	0
Distribution-Operation supervi - Capital Labor Contra 8700-01002	(14,267)	(6,276)	(5,632)	(5,865)	(9,924)	(3,908)	-	(65)	(371)	-	(2,698)	0	0	0	0
A&G-Administrative & general s - Capital Labor Contra 9200-01002	(313,908)	(90,010)	(88,445)	(85,627)	(88,311)	(114,069)	(72,247)	(22,161)	(19,087)	(17,244)	(7,863)	0	0	0	0
A&G-Administrative & general s - O&M Project Labor and Contra 9200-01006	92,385	9,429	15,546	14,335	13,437	24,092	20,230	18,777	15,849	14,425	10,846	0	0	0	0
Distribution-Operation supervi - Expense Labor Accrual 8700-01008	(598)	0	7,003	(6,765)	131	(368)	3,065	(3,065)	(361)	-	-	0	0	0	0
Mains and Services Expenses - Expense Labor Accrual 8740-01008	-	0	0	0	0	0	206	(206)	0	0	0	0	0	0	0
Customer accounts-Meter readin - Expense Labor Accrual 9020-01008	(429)	384	547	3,250	1,578	(4,190)	535	1,547	(0)	516	(5,158)	0	0	0	0
A&G-Administrative & general s - Expense Labor Accrual 9200-01008	(111,293)	289,396	368,234	2,173	396,662	(1,029,821)	142,762	419,016	(39,852)	130,524	(1,295,848)	0	0	0	0
Mains expenses - Capital Labor Transfer In 8560-01011	96	538	248	279	0	96	-	-	-	128	-	0	0	0	0
A&G-Administrative & general s - Capital Labor Transfer In 9200-01011	187,485	81,595	66,819	84,433	68,509	60,022	33,271	13,236	12,447	13,550	6,031	0	0	0	0
Distribution-Operation supervi - Capital Labor Transfer In 8700-01011	(14,267)	6,276	5,632	5,865	9,924	3,908	-	65	371	-	2,698	0	0	0	0
A&G-Administrative & general s - Capital Labor Transfer Out 9200-01012	(1,123,380)	(227,606)	(275,791)	(241,010)	(280,689)	(299,439)	(185,738)	(140,711)	(216,806)	(189,917)	(103,346)	0	0	0	0
Distribution-Operation supervi - Expense Labor Transfer In 8700-01013	794	0	0	474	566	-	228	-	-	-	-	0	0	0	0
A&G-Administrative & general s - Expense Labor Transfer In 9200-01013	156,319	10,508	(23,232)	70,469	25,323	41,615	31,626	30,329	27,426	21,102	10,846	0	0	0	0
A&G-Administrative & general s - Expense Labor Transfer Out 9200-01014	(92,385)	(9,429)	(15,546)	(14,335)	(13,437)	(24,092)	(20,230)	(18,777)	(15,849)	(14,425)	(10,846)	0	0	0	0
<b>Labor</b>	<b>14,465,269</b>	<b>2,891,535</b>	<b>2,812,292</b>	<b>2,562,608</b>	<b>2,896,633</b>	<b>2,870,054</b>	<b>2,919,910</b>	<b>3,124,333</b>	<b>2,875,338</b>	<b>2,747,576</b>	<b>0</b>	<b>0</b>	<b>0</b>	<b>0</b>	<b>0</b>
A&G-Employee pensions and bene - RSU-Management Incentive Plan 9260-07463	448,246	15,479	22,624	21,884	22,623	354,656	21,112	30,808	18,749	20,758	-	0	0	0	0
A&G-Employee pensions and bene - Service Awards 9260-07421	37,622	10,757	3,302	4,217	3,003	28,515	4,063	1,541	500	5,376	1,085	0	0	0	0
A&G-Employee pensions and bene - Education Assistance Program 9260-07447	116,769	13,713	30,210	26,707	9,042	8,245	49,726	46,956	4,800	12,801	6,014	0	0	0	0
A&G-Office supplies & expense - Non-Qual Retirement Exp 9210-07449	87	-	-	2,594,972	797,000	1,277,274	1,546,000	2,178,854	1,356,975	-	-	0	0	0	0
A&G-Employee pensions and bene - Variable Pay & Mgmt Incentive Plans 9260-07452	7,165,103	-	-	-	-	-	-	-	-	-	-	0	0	0	0
A&G-Employee pensions and bene - Exac Compensation-Other 9260-07453	156	48	27	27	48	27	27	27	27	27	27	0	0	0	0
A&G-Employee pensions and bene - Restricted Stock - Long Term Incent 9260-07458	899,493	268,992	266,312	567,006	99,650	201,315	212,651	211,467	174,510	207,492	-	0	0	0	0
A&G-Employee pensions and bene - RSU-Long Term Incentive Plan - Time 9260-07460	517,708	78,054	96,730	94,225	95,967	93,659	126,164	115,601	85,097	94,215	-	0	0	0	0
A&G-Employee pensions and bene - Rabbi Trust Gain/Loss 9260-07485	(1,639,708)	(48,822)	(39,572)	(24,074)	127	(35,903)	(36,176)	(1,567,268)	(487)	(2,373,095)	-	0	0	0	0
A&G-Employee pensions and bene - CDLI CSV & Premiums 9260-07487	(106,484)	(36,249)	(36,249)	(33,351)	(21,297)	(21,297)	(21,297)	(21,297)	(21,297)	(21,297)	-	0	0	0	0
A&G-Employee pensions and bene - CDLI Loan Interest 9260-07488	592,481	113,870	113,870	113,870	109,675	63,779	109,675	109,675	109,675	109,675	-	0	0	0	0
A&G-Employee pensions and bene - NQ Retirement Cost 9260-07489	3,727,287	632,155	632,155	632,155	745,546	745,546	745,546	745,546	745,164	747,587	4,406	0	0	0	0
A&G-Office supplies & expense - Employee Broadcast and Publication 8210-07495	143,715	0	0	0	0	0	117,740	25,975	49,130	39,711	0	0	0	0	0
A&G-Office supplies & expense - Misc Employee Welfare Exp 9210-07499	34,618	21,072	29,589	58,767	29,347	40,189	51,596	(92,033)	5,520	9,399	1,033	0	0	0	0
A&G-Employee pensions and bene - Misc Employee Welfare Exp 9260-07499	5,438	963	6,060	8,276	4,015	80	180	-	4,343	8,264	6,114	0	0	0	0
A&G-Rents - Misc Employee Welfare Exp 9310-07499	2,559	163	1,915	-	665	760	508	53	582	612	-	0	0	0	0
Distribution-Operation supervi - Misc Employee Welfare Exp 8700-07499	100	-	-	-	-	-	100	-	-	-	-	0	0	0	0
<b>Employee Welfare</b>	<b>11,851,190</b>	<b>1,069,911</b>	<b>1,127,365</b>	<b>4,066,691</b>	<b>1,896,332</b>	<b>2,757,322</b>	<b>2,809,697</b>	<b>1,877,767</b>	<b>2,510,073</b>	<b>(1,130,827)</b>	<b>58,390</b>	<b>0</b>	<b>0</b>	<b>0</b>	<b>0</b>
A&G-Employee pensions and bene - Pension Benefits Load 9260-01202	1,500,294	213,276	217,707	192,876	313,236	298,626	293,392	325,063	268,746	266,961	-	0	0	0	0
A&G-Employee pensions and bene - FAS105 Benefits Load 9260-01203	-	-	-	-	-	-	-	-	-	-	-	0	0	0	0
A&G-Employee pensions and bene - Pension Benefits Variance 9260-01206	(20,222)	77,025	34,598	141,598	(26,675)	19,170	20,099	(42,479)	9,563	(24,781)	-	0	0	0	0
A&G-Employee pensions and bene - FAS105 Benefits Variance 9260-01207	-	-	-	-	-	-	-	-	-	-	-	0	0	0	0
A&G-Injuries & damages - Workers Comp Variance 9260-01209	-	-	-	-	-	-	-	-	-	-	-	0	0	0	0
A&G-Injuries & damages - Workers Comp Insurance 9250-01221	2,457,607	0	0	0	513,110	489,605	480,804	534,155	440,232	470,102	-	0	0	0	0
A&G-Employee pensions and bene - Medical Benefits Load 9260-01251	(868,300)	0	0	0	(22,400)	(297,521)	(183,495)	(253,357)	(111,527)	(358,596)	-	0	0	0	0
A&G-Employee pensions and bene - Medical Benefits Variance 9260-01252	-	-	-	-	-	-	-	-	-	-	-	0	0	0	0
A&G-Employee pensions and bene - Medical Benefits Load Projects 9260-01253	-	-	-	-	-	-	-	-	-	-	-	0	0	0	0
A&G-Employee pensions and bene - Empr ESOP Benefits Load 9260-01257	-	-	-	-	-	-	-	-	-	-	-	0	0	0	0
A&G-Employee pensions and bene - Empr ESOP Benefits Variance 9260-01258	-	-	-	-	-	-	-	-	-	-	-	0	0	0	0
A&G-Employee pensions and bene - Empr ESOP Benefits Load Projects 9260-01259	-	-	-	-	-	-	-	-	-	-	-	0	0	0	0
A&G-Employee pensions and bene - Empr HSA Benefits Load 9260-01260	-	-	-	-	-	-	-	-	-	-	-	0	0	0	0
A&G-Employee pensions and bene - Empr HSA Benefits Variance 9260-01261	-	-	-	-	-	-	-	-	-	-	-	0	0	0	0
A&G-Employee pensions and bene - Empr HSA Benefits Load Projects 9260-01262	-	-	-	-	-	-	-	-	-	-	-	0	0	0	0
A&G-Employee pensions and bene - RSP FACC Benefits Load 9260-01263	42,865	0	0	0	8,950	8,538	8,383	9,317	7,678	8,199	-	0	0	0	0
A&G-Employee pensions and bene - RSP FACC Benefits Variance 9260-01264	56,127	0	0	0	6,876	22,450	10,551	14,307	13,843	13,341	-	0	0	0	0
A&G-Employee pensions and bene - RSP FACC Benefits Load Projects 9260-01265	-	-	-	-	-	-	-	-	-	-	-	0	0	0	0
A&G-Employee pensions and bene - Basic Life Benefits Load 9260-01266	-	-	-	-	-	-	-	-	-	-	-	0	0	0	0
A&G-Employee pensions and bene - Basic Life Benefits Variance 9260-01267	-	-	-	-	-	-	-	-	-	-	-	0	0	0	0
A&G-Employee pensions and bene - Basic Life Benefits Load Projects 9260-01268	-	-	-	-	-	-	-	-	-	-	-	0	0	0	0
A&G-Employee pensions and bene - LTD Benefits Load 9260-01269	114,307	0	0	0	23,865	22,768	22,354	24,844	20,476	21,865	-	0	0	0	0
A&G-Employee pensions and bene - LTD Benefits Variance 9260-01270	(19,181)	0	0	0	(901)	2,737	2,234	(1,697)	(21,554)	(313)	-	0	0	0	0
A&G-Employee pensions and bene - LTD Benefits Load Projects 9260-01271	-	-	-	-	-	-	-	-	-	-	-	0	0	0	0
A&G-Employee pensions and bene - Pension Benefits Load Projects 9260-01291	-	-	-	-	-	-	-	-	-	-	-	0	0	0	0
A&G-Employee pensions and bene - FAS106 Benefits Load Projects 9260-01292	-	-	-	-	-	-	-	-	-	-	-	0	0	0	0
A&G-Injuries & damages - Workers Comp Benefits Load Projects 9250-01293	-	-	-	-	-	-	-	-	-	-	-	0	0	0	0
<b>Benefits</b>	<b>5,038,210</b>	<b>751,737</b>	<b>464,519</b>	<b>5,090,985</b>	<b>1,170,735</b>	<b>965,230</b>	<b>1,012,530</b>	<b>983,446</b>	<b>906,269</b>	<b>719,684</b>	<b>4,338</b>	<b>0</b>	<b>0</b>	<b>0</b>	<b>0</b>
A&G-Property insurance - Blueflame Property Insurance 9240-04069	63,870	12,320	12,629	12,629	12,829	12,629	12,829	12,991	12,991	12,700	-	0	0	0	0
A&G-Injuries & damages - Insurance-Other 9250-04070	30,716	28,961	28,961	29,961	28,961	(21,295)	4,104	15,118							

	Fiscal 2013 YTD February	Fiscal 2012 July	Fiscal 2012 August	Fiscal 2012 September	Fiscal 2013 October	Fiscal 2013 November	Fiscal 2013 December	Fiscal 2013 January	Fiscal 2013 February	Fiscal 2013 March	Fiscal 2013 April	Fiscal 2013 May	Fiscal 2013 June	Fiscal 2013 July	Fiscal 2013 August
A&G-Injuries & damages - Insurance Reserve 9250-07115	(1,000,000)	-	-	3,000,000	0	0	0	(1,000,000)	-	1,300,000	0	0	0	0	0
A&G-Injuries & damages - Insurance - D&O 9250-07119	664,350	1,057,851	1,057,851	1,060,338	1,065,227	(799,487)	132,870	132,870	132,870	132,870	(25,719)	0	0	0	0
A&G-Injuries & damages - Insurance - Public Liability 9250-07121	5,202,185	0	0	0	0	2,018,651	1,061,175	1,061,175	1,061,175	1,061,175	(49,440)	0	0	0	0
<b>Insurance</b>	<b>4,982,661</b>	<b>1,103,568</b>	<b>1,103,739</b>	<b>4,106,296</b>	<b>1,111,114</b>	<b>1,214,803</b>	<b>1,215,076</b>	<b>226,493</b>	<b>1,215,165</b>	<b>2,514,873</b>	<b>(75,159)</b>	<b>0</b>	<b>0</b>	<b>0</b>	<b>0</b>
Distribution-Rents - Building Lease/Rents 8810-04581	(6,660)	0	(5,208)	10,333	(8,860)	-	-	-	-	-	0	0	0	0	0
A&G-Office supplies & expense - Building Lease/Rents 9210-04581	8,437	0	0	0	0	2,110	2,109	2,109	2,109	2,109	2,109	0	0	0	0
A&G-Rents - Building Lease/Rents 9310-04581	1,757,107	361,573	372,451	361,966	374,372	372,201	372,921	287,252	350,361	350,961	13,975	0	0	0	0
A&G-Office supplies & expense - Building Maintenance 9210-04582	78,552	3,942	4,555	3,788	16,914	3,370	6,870	43,993	5,406	8,058	4,369	0	0	0	0
A&G-Rents - Building Maintenance 9310-04582	181,460	34,853	42,973	34,782	62,471	26,790	33,002	37,348	21,648	33,618	12,656	0	0	0	0
A&G-Office supplies & expense - Utilities 9210-04590	12,985	2,573	2,704	2,806	2,676	2,314	2,356	3,311	2,327	2,177	2,180	0	0	0	0
A&G-Rents - Utilities 9310-04590	115,666	22,197	37,743	3,964	19,953	21,582	20,507	32,643	20,861	20,400	3,288	0	0	0	0
<b>Rent, Maint., &amp; Utilities</b>	<b>2,147,546</b>	<b>425,177</b>	<b>455,215</b>	<b>417,540</b>	<b>468,726</b>	<b>428,368</b>	<b>439,766</b>	<b>406,655</b>	<b>403,032</b>	<b>418,003</b>	<b>39,589</b>	<b>0</b>	<b>0</b>	<b>0</b>	<b>0</b>
Mains and Services Expenses - Vehicle Lease Payments 8740-03002	16,927	3,300	3,298	3,402	3,167	3,237	3,972	3,304	3,227	3,233	1,287	0	0	0	0
Mains and Services Expenses - Vehicle Expense 8740-03004	20,076	4,359	4,322	(3,215)	6,630	3,545	3,907	3,357	2,637	5,354	(1,482)	0	0	0	0
A&G-Office supplies & expense - Vehicle Expense 9210-03004	2,651	460	368	818	712	599	386	363	591	788	12	0	0	0	0
A&G-Rents - Vehicle Expense 9310-03004	43	0	0	0	0	0	0	43	-	-	0	0	0	0	0
A&G-Office supplies & expense - Equipment Lease 9210-04301	1,080	143	143	143	0	293	150	143	493	(350)	353	0	0	0	0
Mains and Services Expenses - Equipment Lease 8740-04301	120	24	24	24	24	24	24	24	24	24	0	0	0	0	0
A&G-Office supplies & expense - Heavy Equipment 9210-04302	5,712	-	-	1,740	2,908	1,718	200	886	-	8,552	1,830	0	0	0	0
Mains and Services Expenses - Heavy Equipment 8740-04302	479	-	100	108	398	-	81	-	-	-	0	0	0	0	0
<b>Vehicles &amp; Equip</b>	<b>47,087</b>	<b>10,560</b>	<b>8,274</b>	<b>3,020</b>	<b>13,859</b>	<b>9,417</b>	<b>8,719</b>	<b>8,120</b>	<b>6,973</b>	<b>17,602</b>	<b>2,010</b>	<b>0</b>	<b>0</b>	<b>0</b>	<b>0</b>
A&G-Office supplies & expense - Inventory Materials 9210-02001	11,064	644	1,365	1,551	758	729	7,231	1,152	1,214	10,315	2,159	0	0	0	0
Distribution-Operation supervi - Inventory Materials 8700-02001	1,035	-	2,819	-	0	744	183	105	3	71	0	0	0	0	0
A&G-Office supplies & expense - Non-Inventory Supplies 9210-02005	14,961	2,140	2,231	827	2,731	933	2,892	1,543	6,762	3,962	2,452	0	0	0	0
A&G-Rents - Non-Inventory Supplies 9310-02005	733	108	59	422	176	-	132	277	146	142	150	0	0	0	0
Distribution-Operation supervi - Non-Inventory Supplies 8700-02005	38	0	314	456	38	-	-	-	-	-	0	0	0	0	0
A&G-Office supplies & expense - Purchasing Card Charges 9210-02006	30	0	0	0	0	0	221	(221)	0	0	0	0	0	0	0
A&G-Office supplies & expense - Parts 9210-04308	67	0	118	896	67	0	0	30	-	-	0	0	0	0	0
Sales-Demonstrating and sellin - Office Supplies 9120-05010	143,837	34,749	39,530	38,631	31,599	30,879	29,433	33,230	18,696	21,485	46,610	0	0	0	0
A&G-Office supplies & expense - Office Supplies 9210-05010	498	-	-	58	0	0	0	224	275	(54)	0	0	0	0	0
Miscellaneous general expenses - Office Supplies 9302-05010	191	30	-	38	0	0	173	-	18	-	0	0	0	0	0
A&G-Rents - Office Supplies 9310-05010	645	0	0	0	0	0	645	-	-	-	0	0	0	0	0
A&G-Maintenance of general pla - Office Supplies 9320-05010	173,120	38,128	46,882	42,999	35,368	33,284	41,010	38,341	27,116	35,965	51,371	0	0	0	0
<b>Materials &amp; Supplies</b>	<b>4,244,316</b>	<b>674,206</b>	<b>869,848</b>	<b>711,894</b>	<b>1,261,018</b>	<b>789,656</b>	<b>976,307</b>	<b>474,243</b>	<b>743,191</b>	<b>799,512</b>	<b>3,781</b>	<b>0</b>	<b>0</b>	<b>0</b>	<b>0</b>
A&G-Maintenance of general pla - Offsite Storage 9320-04065	90,679	18,591	17,110	17,978	17,091	18,747	18,214	17,461	19,366	29,488	0	0	0	0	0
A&G-Office supplies & expense - Offsite Storage 9210-04065	21,216	1,357	3,571	26	3,802	7,540	-	9,874	-	3,817	0	0	0	0	0
A&G-Maintenance of general pla - Software Maintenance 9320-04201	2,456,331	436,092	444,571	456,288	1,002,808	510,416	540,008	66,207	338,892	352,095	4,049	0	0	0	0
A&G-Rents - Software Maintenance 9310-04201	2,040	0	0	0	0	0	0	2,040	2,466	1,895	0	0	0	0	0
Storage-Operation supervision - Software Maintenance 8140-04201	541	0	0	0	541	-	-	-	-	-	0	0	0	0	0
Miscellaneous general expenses - Software Maintenance 9302-04201	26,151	475	11,206	9,077	6,886	223	2,923	11,411	2,908	6,897	2,727	0	0	0	0
A&G-Office supplies & expense - Software Maintenance 9210-04201	1,442,629	174,117	163,237	161,778	194,113	194,773	363,213	350,088	340,442	379,159	(16,889)	0	0	0	0
A&G-Office supplies & expense - IT Equipment 9210-04212	79,105	12,551	10,874	11,555	8,533	8,939	13,411	24,813	23,609	22,539	0	0	0	0	0
A&G-Maintenance of general pla - IT Equipment 9320-04212	125,424	31,033	19,179	55,190	25,444	48,918	38,538	4,465	8,060	8,866	8,082	0	0	0	0
<b>Information Technologies</b>	<b>4,244,316</b>	<b>674,206</b>	<b>869,848</b>	<b>711,894</b>	<b>1,261,018</b>	<b>789,656</b>	<b>976,307</b>	<b>474,243</b>	<b>743,191</b>	<b>799,512</b>	<b>3,781</b>	<b>0</b>	<b>0</b>	<b>0</b>	<b>0</b>
A&G-Office supplies & expense - Monthly Lines and service 9210-05310	62,293	12,572	9,908	12,992	11,873	5,344	11,330	21,830	11,916	13,063	2,888	0	0	0	0
A&G-Office supplies & expense - Long Distance 9210-05312	(23,445)	2,741	2,777	2,939	2,621	(34,498)	2,923	2,466	3,045	2,525	2,932	0	0	0	0
A&G-Office supplies & expense - Toll Free Long Distance 9210-05314	8,084	1,772	1,841	1,831	1,734	1,620	1,692	1,634	1,404	1,833	1,541	0	0	0	0
A&G-Office supplies & expense - Telecom Maintenance & Repair 9210-05316	81,365	11,213	10,652	10,860	15,994	5,642	21,245	24,853	13,832	22,100	90	0	0	0	0
A&G-Office supplies & expense - WAN/LAN/Internet Service 9210-05331	178,995	37,323	36,915	33,967	38,666	26,178	38,063	41,243	34,544	33,281	31,081	0	0	0	0
Distribution-Operation supervi - WAN/LAN/Internet Service 8700-05331	637	124	126	128	128	127	127	127	128	132	0	0	0	0	0
Distribution-Operation supervi - Cellular, radio, pager charges 8700-05364	531	-	785	539	0	149	126	-	255	123	0	0	0	0	0
A&G-Office supplies & expense - Cellular, radio, pager charges 9210-05364	85,164	20,706	21,069	19,740	20,911	20,935	1,546	40,632	1,140	41,596	1,298	0	0	0	0
A&G-Office supplies & expense - Cell service for MDT's, PC's, SCADA 9210-05376	13,771	3,163	3,274	3,157	3,378	3,290	472	6,180	451	6,059	397	0	0	0	0
A&G-Office supplies & expense - Cell phone equipment and accessories 9210-05377	21,300	5,294	3,298	25,255	9,103	7,938	311	2,440	1,508	5,409	203	0	0	0	0
A&G-Office supplies & expense - Audio Conference 9210-05390	9,803	1,008	878	2,879	2,568	302	-	5,562	1,271	1,251	3,669	0	0	0	0
<b>Telecom</b>	<b>438,199</b>	<b>95,965</b>	<b>91,404</b>	<b>114,019</b>	<b>106,877</b>	<b>37,025</b>	<b>77,835</b>	<b>146,867</b>	<b>69,494</b>	<b>127,176</b>	<b>44,099</b>	<b>0</b>	<b>0</b>	<b>0</b>	<b>0</b>
A&G-Office supplies & expense - Safety, Newspaper 9210-04001	485	0	0	0	0	485	-	-	-	-	0	0	0	0	0
A&G-Office supplies & expense - Promo Other, Misc 9210-04021	7,856	1,523	239	16,772	1,281	1,080	50	5,375	70	-	7,515	0	0	0	0
A&G-Office supplies & expense - Community Rel&Trade Shows 9210-04040	(730)	4,918	2,714	2,982	800	62	(2,145)	123	550	188	0	0	0	0	0
Sales-Demonstrating and sellin - Advertising 9120-04044	1,299	0	0	0	0	0	0	1,299	-	-	0	0	0	0	0
A&G-Office supplies & expense - Advertising 9210-04044	5,288	1,191	1,883	10,585	714	-	4,064	511	-	15,434	1,000	0	0	0	0
Sales-Demonstrating and sellin - Customer Relations & Assist 9120-04046	652	-	0	0	652	-	-	-	-	-	0	0	0	0	0
A&G-Office supplies & expense - Customer Relations & Assist 9210-04046	92,548	33,283	26,134	72,286	14,337	25,347	28,954	17,803	6,107	20,710	3,000	0	0	0	0
<b>Marketing</b>	<b>107,338</b>	<b>40,916</b>	<b>30,970</b>	<b>103,886</b>	<b>16,932</b>	<b>27,161</b>	<b>31,408</b>	<b>25,111</b>	<b>6,727</b>	<b>36,331</b>	<b>11,515</b>	<b>0</b>	<b>0</b>	<b>0</b>	<b>0</b>
Miscellaneous general expenses - Director's Fees 9302-04111	454,756	182,171	893	-	211,561	2,413	-	240,782	-	-	70,625	0	0	0	0
A&G-Office supplies & expense - Board Meeting Expenses 9210-04112	957	0	0	2,353	0	0	957	-	-	1,353	1,391	0	0	0	0
A&G-Maintenance of general pla - Board Meeting Expenses 9															

	Fiscal 2013 YTD February	Fiscal 2012 July	Fiscal 2012 August	Fiscal 2012 September	Fiscal 2013 October	Fiscal 2013 November	Fiscal 2013 December	Fiscal 2013 January	Fiscal 2013 February	Fiscal 2013 March	Fiscal 2013 April	Fiscal 2013 May	Fiscal 2013 June	Fiscal 2013 July	Fiscal 2013 August
Miscellaneous general expenses - Tr & Reg of Bonds/Debt Fee 9302-04127	404,229	62,718	42,976	37,780	89,060	39,109	94,240	157,000	24,820	-	0	0	0	0	0
Miscellaneous general expenses - NYSE Fees & Exps 9302-04129	90,226	157	207	157	207	315	-	99,546	157	-	0	0	0	0	0
Customer accounts-Customer rec - Bank Service Charge 9303-04130	563	0	0	0	0	0	0	0	563	161	169	0	0	0	0
Miscellaneous general expenses - Reimbursement of Fraud Payments 9302-04135	1,023	150	(150)	55	990	143	(22)	(89)	-	-	0	0	0	0	0
Miscellaneous general expenses - Analyst Activities 9210-04140	24,021	1,778	2,625	-	1,793	-	15,273	-	6,965	1,687	3,267	0	0	0	0
A&G-Office supplies & expense - Analyst Activities 9210-04140	12	-	-	0	0	12	-	-	-	795	-	0	0	0	0
Miscellaneous general expenses - Web Site 9302-04141	3,393	677	677	677	677	677	677	677	677	677	625	0	0	0	0
A&G-Office supplies & expense - Web Site 9210-04141	7,610	357	7,867	40,099	5,975	-	40	300	1,295	376	-	0	0	0	0
Sales-Demonstrating and sellin - Web Site 9120-04141	3,757	0	0	0	0	3,767	-	-	-	-	-	0	0	0	0
Miscellaneous general expenses - Printing/Slides/Graphics 9302-04145	51,660	3,003	9,915	-	965	1,618	41,113	-	7,984	8,150	-	0	0	0	0
A&G-Office supplies & expense - Public Relations 9210-04146	15	4,190	1,086	250	5	10	-	-	-	590	226	0	0	0	0
<b>Directors &amp; Shareholders &amp;PR</b>	<b>1,982,991</b>	<b>273,922</b>	<b>94,638</b>	<b>211,347</b>	<b>434,759</b>	<b>68,665</b>	<b>360,080</b>	<b>1,008,121</b>	<b>111,357</b>	<b>1,250,861</b>	<b>226,539</b>	<b>0</b>	<b>0</b>	<b>0</b>	<b>0</b>
A&G-Office supplies & expense - Membership Fees 9210-05415	100,977	28,081	5,033	10,040	36,297	4,378	7,240	45,399	7,672	9,882	27,801	0	0	0	0
Miscellaneous general expenses - Membership Fees 9302-05415	1,665	1,735	130	399	490	25	625	525	-	1,340	-	0	0	0	0
A&G-Maintenance of general pla - Membership Fees 9302-05415	205	0	0	0	0	205	-	-	-	-	-	0	0	0	0
A&G-Office supplies & expense - Club Dues - Deductible 9210-05417	2,000	240	240	150	0	0	0	2,000	-	-	-	0	0	0	0
A&G-Office supplies & expense - Association Dues 9210-07510	1,200	3,000	40	3,500	0	0	1,200	-	-	675	-	0	0	0	0
Miscellaneous general expenses - Association Dues 9302-07510	14,375	2,875	2,875	2,875	2,875	2,875	2,875	2,875	2,875	2,875	-	0	0	0	0
<b>Dues &amp; Donations</b>	<b>120,422</b>	<b>35,911</b>	<b>8,318</b>	<b>17,314</b>	<b>39,652</b>	<b>7,493</b>	<b>11,940</b>	<b>50,799</b>	<b>10,547</b>	<b>13,772</b>	<b>27,801</b>	<b>0</b>	<b>0</b>	<b>0</b>	<b>0</b>
Distribution-Operallon supervl - Postage/Delivery Services 8700-05111	11	-	-	-	0	0	0	11	-	-	-	0	0	0	0
A&G-Office supplies & expense - Postage/Delivery Services 9210-05111	84,111	14,512	17,645	15,865	14,796	15,024	17,863	18,448	17,960	14,394	1,917	0	0	0	0
Miscellaneous general expenses - Postage/Delivery Services 9302-05111	114	27	-	102	-	-	11	-	-	-	-	0	0	0	0
<b>Print &amp; Postages</b>	<b>84,235</b>	<b>14,539</b>	<b>17,645</b>	<b>15,947</b>	<b>14,898</b>	<b>15,024</b>	<b>17,863</b>	<b>18,471</b>	<b>17,960</b>	<b>14,394</b>	<b>1,917</b>	<b>0</b>	<b>0</b>	<b>0</b>	<b>0</b>
A&G-Office supplies & expense - Meals and Entertainment 9210-05411	134,676	19,067	42,575	47,344	16,718	33,127	32,212	27,743	25,076	30,595	12,402	0	0	0	0
Miscellaneous general expenses - Meals and Entertainment 9302-05411	14,133	562	3,469	493	203	7,466	404	3,630	2,430	3,557	820	0	0	0	0
A&G-Rents - Meals and Entertainment 9310-05411	972	162	184	184	157	151	421	243	157	-	0	0	0	0	0
Distribution-Operallon supervl - Meals and Entertainment 8700-05411	109	357	-	0	0	31	60	-	17	-	395	0	0	0	0
A&G-Office supplies & expense - Spousal & Dependant Travel 9210-05412	10,092	723	2,508	3,263	718	1,645	4,926	1,745	1,058	641	718	0	0	0	0
Miscellaneous general expenses - Spousal & Dependant Travel 9302-05412	14,295	655	671	0	0	0	4,724	8,414	1,158	-	-	0	0	0	0
A&G-Office supplies & expense - Transportation 9210-05413	150,147	32,826	34,278	71,876	15,488	33,158	40,525	24,084	35,893	39,942	16,183	0	0	0	0
Miscellaneous general expenses - Transportation 9302-05413	11,630	3,265	1,651	4,432	1,533	1,912	2,952	2,315	2,816	2,303	3,325	0	0	0	0
Mains and Services Expenses - Transportation 8740-05413	(197)	(58)	(272)	0	0	0	(190)	(16)	-	-	-	0	0	0	0
A&G-Office supplies & expense - Lodging 9210-05414	82,209	19,719	23,074	49,435	11,999	17,705	17,875	13,557	20,972	18,710	12,307	0	0	0	0
A&G-Outside services employed - Lodging 9230-05414	295	133	-	-	-	272	22	-	-	-	-	0	0	0	0
Miscellaneous general expenses - Lodging 9302-05414	5,031	2,065	1,531	340	1,060	1,541	557	888	984	728	1,403	0	0	0	0
A&G-Office supplies & expense - Misc Employee Expense 9210-05419	134,856	5,921	4,378	4,552	53,934	7,878	(444)	57,897	15,502	5,884	75	0	0	0	0
Miscellaneous general expenses - Misc Employee Expense 9302-05419	65	25	25	-	0	0	0	65	-	-	-	0	0	0	0
Distribution-Operallon supervl - Misc Employee Expense 8700-05419	103,171	-	-	8,213	62,463	40,708	-	-	-	-	-	0	0	0	0
<b>Travel &amp; Entertainment</b>	<b>661,380</b>	<b>85,241</b>	<b>114,728</b>	<b>190,319</b>	<b>164,373</b>	<b>145,593</b>	<b>103,434</b>	<b>140,767</b>	<b>107,213</b>	<b>102,697</b>	<b>49,625</b>	<b>0</b>	<b>0</b>	<b>0</b>	<b>0</b>
A&G-Office supplies & expense - Employee Development 9210-05420	81,955	12,193	4,270	48,055	2,847	15,223	2,660	9,527	51,898	(39,981)	2,369	0	0	0	0
Miscellaneous general expenses - Employee Development 9302-05420	1,544	1,531	(253)	25,398	949	595	-	-	80	560	0	0	0	0	0
A&G-Office supplies & expense - Training 9210-05421	94,173	9,265	17,646	25,398	5,084	10,335	18,064	32,695	27,996	4,410	4,845	0	0	0	0
Miscellaneous general expenses - Training 9302-05421	115	-	-	0	0	0	55	20	40	1,275	0	0	0	0	0
A&G-Office supplies & expense - Books & Manuals 9210-05424	79,650	21,181	6,886	81,640	20,508	12,182	9,572	23,489	13,899	26,938	1,378	0	0	0	0
Miscellaneous general expenses - Books & Manuals 9302-05424	3,767	-	-	323	0	1,000	1,510	1,214	42	2,006	-	0	0	0	0
Distribution-Operallon supervl - Safety Training 8700-05426	7,721	0	-	3,125	258	7,463	-	-	-	-	-	0	0	0	0
A&G-Office supplies & expense - Safety Training 9210-05426	2,374	308	32	724	0	366	1,770	110	127	613	-	0	0	0	0
A&G-Outside services employed - Safety Training 9230-05426	15,997	2,000	-	11,466	758	-	-	10,006	4,333	-	-	0	0	0	0
A&G-Office supplies & expense - Technical (Job Skills) Training 9210-05427	10,101	3,535	12,604	14,934	0	6,745	3,265	0	1,653	6,069	4,925	0	0	0	0
A&G-Office supplies & expense - Computer Skills & Systems Training 9210-05428	70	28,967	-	457	0	0	0	0	70	-	499	0	0	0	0
A&G-Office supplies & expense - Work Environment Training 9210-05429	1,638	506	42	343	1,195	-	325	-	118	-	-	0	0	0	0
<b>Training</b>	<b>298,203</b>	<b>79,486</b>	<b>44,000</b>	<b>186,496</b>	<b>31,599</b>	<b>53,909</b>	<b>37,241</b>	<b>75,560</b>	<b>99,875</b>	<b>362</b>	<b>15,951</b>	<b>0</b>	<b>0</b>	<b>0</b>	<b>0</b>
A&G-Administrative & general s - Contract Labor 9200-06111	50,745	24,299	9,769	104,516	0	0	18,116	36,464	6,165	12,514	5,547	0	0	0	0
A&G-Office supplies & expense - Contract Labor 9210-06111	274,944	37,599	(67,631)	161,082	89,108	55,804	38,224	51,834	40,174	22,498	39,207	0	0	0	0
A&G-Outside services employed - Contract Labor 9230-06111	2,768,730	529,489	534,949	811,465	561,039	679,276	418,543	572,157	597,715	626,288	99,480	0	0	0	0
Miscellaneous general expenses - Contract Labor 9302-06111	89,488	9,815	25,322	13,534	13,740	14,156	34,008	16,320	11,284	6,525	6,081	0	0	0	0
A&G-Rents - Contract Labor 9310-06111	22,249	3,518	6,408	3,047	2,588	2,586	6,730	3,158	7,185	19,216	4,107	0	0	0	0
Miscellaneous general expenses - Legal 9302-08121	4,616	-	-	1,165	0	(10)	-	467	-	200	0	0	0	0	0
A&G-Office supplies & expense - Legal 9210-06121	8,798	3,282	(240,641)	(10,782)	1,221	-	62,577	-	-	4,835	-	0	0	0	0
A&G-Outside services employed - Legal 9230-06121	13,066	1,111	7,315	-	8,265	1,275	2,084	14,781	(13,337)	2,530	1,066	0	0	0	0
<b>Outside Services</b>	<b>3,327,839</b>	<b>616,195</b>	<b>275,763</b>	<b>1,054,053</b>	<b>675,882</b>	<b>753,086</b>	<b>580,282</b>	<b>695,001</b>	<b>623,304</b>	<b>695,393</b>	<b>155,708</b>	<b>0</b>	<b>0</b>	<b>0</b>	<b>0</b>
A&G-Administrative & general s - A&G Overhead Clearing 9200-04863	(20,910,141)	(3,189,604)	(3,385,297)	(3,426,084)	(4,624,131)	(3,669,732)	(4,112,738)	(4,519,262)	(3,684,279)	(4,067,762)	(35,921)	0	0	0	0
A&G-Office supplies & expense - Misc General Expense 9210-07590	(21,901)	6,385	(9,443)	14,980	2,085	(25,159)	50	362	731	(108,801)	1,850	0	0	0	0
Miscellaneous general expenses - Misc General Expense 9302-07590	70	0	0	0	0	0	0	83	(13)	52	-	0	0	0	0
A&G-Office supplies & expense - UCG Beginning Balance 3-31-98 9210-09195	22	0	0	0	0	0	22	-	-	-	-	0	0	0	0
A&G-Office supplies & expense - Reimbursements 9210-09911	(276,601)	0	0	(271,136)	0	(64,638)	(97,603)	(66,365)	(58,205)	-	(54,709)	0	0	0	0
<b>Miscellaneous</b>	<b>(21,208,550)</b>	<b>(3,183,219)</b>	<b>(3,394,441)</b>	<b>(3,662,221)</b>	<b>(4,622,046)</b>	<b>(4,059,428)</b>	<b>(4,200,169)</b>	<b>(4,585,142)</b>	<b>(3,741,765)</b>	<b>(4,176,511)</b>	<b>(68,064)</b>	<b>0</b>	<b>0</b>	<b>0</b>	<b>0</b>
<b>Total O&amp;M Expenses Before Allocations</b>	<b>26,782,235</b>	<b>5,023,776</b>	<b>4,091,950</b>	<b>15,243,092</b>	<b>5,817,891</b>	<b>6,116,553</b>	<b>6,442,</b>								



View  
Type  
Company  
Coal Center  
Dallas Atmos Rate Division - 002DIV

Fiscal 2013 September	Budget 2013 February	Budget 2013 March	Budget 2013 April	Budget 2013 May	Budget 2013 June	Budget 2013 July	Budget 2013 August	Budget 2013 September	
A&G-Administrative & general s - PTO Accrual 9200-01010	0	0	0	0	0	0	0	0	
Customer accounts-Meter readin - Non-project Labor 9020-01000	0	0	0	0	0	0	0	0	
A&G-Administrative & general s - Non-project Labor 9200-01000	0	0	0	0	0	0	0	0	
Distribution-Operation supervi - Non-project Labor 8700-01000	0	0	0	0	0	0	0	0	
Mains and Services Expenses - Non-project Labor 8740-01000	0	0	0	0	0	0	0	0	
A&G-Administrative & general s - Capital Labor 9200-01001	0	0	0	0	0	0	0	0	
Mains expenses - Capital Labor Contra 8560-01002	0	0	0	0	0	0	0	0	
Distribution-Operation supervi - Capital Labor Contra 8700-01002	0	0	0	0	0	0	0	0	
A&G-Administrative & general s - Capital Labor Contra 9200-01002	0	0	0	0	0	0	0	0	
A&G-Administrative & general s - O&M Project Labor and Contra 9200-01006	0	0	0	0	0	0	0	0	
Distribution-Operation supervi - Expense Labor Accrual 8700-01008	0	0	0	0	0	0	0	0	
Mains and Services Expenses - Expense Labor Accrual 8740-01008	0	0	0	0	0	0	0	0	
Customer accounts-Meter readin - Expense Labor Accrual 9020-01008	0	0	0	0	0	0	0	0	
A&G-Administrative & general s - Expense Labor Accrual 9200-01008	0	0	0	0	0	0	0	0	
Mains expenses - Capital Labor Transfer In 8560-01011	0	0	0	0	0	0	0	0	
A&G-Administrative & general s - Capital Labor Transfer In 9200-01011	0	0	0	0	0	0	0	0	
Distribution-Operation supervi - Capital Labor Transfer In 8700-01011	0	0	0	0	0	0	0	0	
A&G-Administrative & general s - Capital Labor Transfer Out 9200-01012	0	0	0	0	0	0	0	0	
Distribution-Operation supervi - Expense Labor Transfer In 8700-01013	0	0	0	0	0	0	0	0	
A&G-Administrative & general s - Expense Labor Transfer In 9200-01013	0	0	0	0	0	0	0	0	
A&G-Administrative & general s - Expense Labor Transfer Out 9200-01014	0	0	0	0	0	0	0	0	
<b>Labor</b>	0	2,824,034	2,967,380	3,114,428	3,285,745	2,857,767	3,265,745	3,143,086	3,000,426
A&G-Employee pensions and bene - RSU-Management Incentive Plan 9260-07463	0	0	0	0	0	0	0	0	
A&G-Employee pensions and bene - Service Awards 9260-07421	0	0	0	0	0	0	0	0	
A&G-Employee pensions and bene - Education Assistance Program 9260-07447	0	0	0	0	0	0	0	0	
A&G-Office supplies & expense - Non-Qual Retirement Exp 9210-07449	0	0	0	0	0	0	0	0	
A&G-Employee pensions and bene - Variable Pay & Mgmt Incentive Plans 9260-07452	0	0	0	0	0	0	0	0	
A&G-Employee pensions and bene - Exec Compensation-Other 9260-07453	0	0	0	0	0	0	0	0	
A&G-Employee pensions and bene - Restricted Stock - Long Term Incents 9260-07458	0	0	0	0	0	0	0	0	
A&G-Employee pensions and bene - RSU-Long Term Incentive Plan - Time 9260-07460	0	0	0	0	0	0	0	0	
A&G-Employee pensions and bene - Rabbi Trust Gain/Loss 9260-07466	0	0	0	0	0	0	0	0	
A&G-Employee pensions and bene - COLI CSV & Premiums 9260-07487	0	0	0	0	0	0	0	0	
A&G-Employee pensions and bene - COLI Loan Interest 9260-07488	0	0	0	0	0	0	0	0	
A&G-Employee pensions and bene - NQ Retirement Cost 9260-07489	0	0	0	0	0	0	0	0	
A&G-Office supplies & expense - Employee Broadcast and Publication 9210-07496	0	0	0	0	0	0	0	0	
A&G-Office supplies & expense - Misc Employee Welfare Exp 9210-07499	0	0	0	0	0	0	0	0	
A&G-Employee pensions and bene - Misc Employee Welfare Exp 9260-07499	0	0	0	0	0	0	0	0	
A&G-Rents - Misc Employee Welfare Exp 9310-07499	0	0	0	0	0	0	0	0	
Distribution-Operation supervi - Misc Employee Welfare Exp 8700-07499	0	0	0	0	0	0	0	0	
<b>Employee Welfare</b>	0	2,594,135	1,512,279	1,497,589	2,402,583	1,631,269	1,653,005	1,650,970	1,696,947
A&G-Employee pensions and bene - Pension Benefits Load 9260-01202	0	0	0	0	0	0	0	0	
A&G-Employee pensions and bene - FAS106 Benefits Load 9260-01203	0	0	0	0	0	0	0	0	
A&G-Employee pensions and bene - Pension Benefits Variance 9260-01206	0	0	0	0	0	0	0	0	
A&G-Employee pensions and bene - FAS106 Benefits Variance 9260-01207	0	0	0	0	0	0	0	0	
A&G-Injuries & damages - Workers Comp Variance 9250-01208	0	0	0	0	0	0	0	0	
A&G-Injuries & damages - Workers Comp Insurance 9250-01221	0	0	0	0	0	0	0	0	
A&G-Employee pensions and bene - Medical Benefits Load 9260-01251	0	0	0	0	0	0	0	0	
A&G-Employee pensions and bene - Medical Benefits Variance 9260-01252	0	0	0	0	0	0	0	0	
A&G-Employee pensions and bene - Medical Benefits Load Projects 9260-01253	0	0	0	0	0	0	0	0	
A&G-Employee pensions and bene - Empr ESOP Benefits Load 9260-01257	0	0	0	0	0	0	0	0	
A&G-Employee pensions and bene - Empr ESOP Benefits Variance 9260-01258	0	0	0	0	0	0	0	0	
A&G-Employee pensions and bene - Empr ESOP Benefits Load Projects 9260-01259	0	0	0	0	0	0	0	0	
A&G-Employee pensions and bene - Emp HSA Benefits Load 9260-01260	0	0	0	0	0	0	0	0	
A&G-Employee pensions and bene - Emp HSA Benefits Variance 9260-01261	0	0	0	0	0	0	0	0	
A&G-Employee pensions and bene - Emp HSA Benefits Load Projects 9260-01262	0	0	0	0	0	0	0	0	
A&G-Employee pensions and bene - RSP FACC Benefits Load 9260-01263	0	0	0	0	0	0	0	0	
A&G-Employee pensions and bene - RSP FACC Benefits Variance 9260-01264	0	0	0	0	0	0	0	0	
A&G-Employee pensions and bene - RSP FACC Benefits Load Projects 9260-01265	0	0	0	0	0	0	0	0	
A&G-Employee pensions and bene - Basic Life Benefits Load 9260-01266	0	0	0	0	0	0	0	0	
A&G-Employee pensions and bene - Basic Life Benefits Variance 9260-01267	0	0	0	0	0	0	0	0	
A&G-Employee pensions and bene - Basic Life Benefits Load Projects 9260-01268	0	0	0	0	0	0	0	0	
A&G-Employee pensions and bene - LTD Benefits Load 9260-01269	0	0	0	0	0	0	0	0	
A&G-Employee pensions and bene - LTD Benefits Variance 9260-01270	0	0	0	0	0	0	0	0	
A&G-Employee pensions and bene - LTD Benefits Load Projects 9260-01271	0	0	0	0	0	0	0	0	
A&G-Employee pensions and bene - Pension Benefits Load Projects 9260-01291	0	0	0	0	0	0	0	0	
A&G-Employee pensions and bene - FAS106 Benefits Load Projects 9260-01292	0	0	0	0	0	0	0	0	
A&G-Injuries & damages - Workers Comp Benefits Load Projects 9260-01293	0	0	0	0	0	0	0	0	
<b>Benefits</b>	0	1,124,300	1,180,819	1,238,796	1,306,347	1,137,601	1,306,347	1,250,097	1,193,648
A&G-Property insurance - Blueflame Property Insurance 9240-04069	0	0	0	0	0	0	0	0	
A&G-Injuries & damages - Insurance-Other 9250-04070	0	0	0	0	0	0	0	0	
A&G-Property insurance - Insurance-Other 9240-04070	0	0	0	0	0	0	0	0	

Fiscal 2013 September	Budget 2013 February	Budget 2013 March	Budget 2013 April	Budget 2013 May	Budget 2013 June	Budget 2013 July	Budget 2013 August	Budget 2013 September
A&G-Injuries & damages - Insurance Reserve 9250-07115	0	0	0	0	0	0	0	0
A&G-Injuries & damages - Insurance - D&O 9250-07119	0	0	0	0	0	0	0	0
A&G-Injuries & damages - Insurance - Public Liability 9250-07121	0	0	0	0	0	0	0	0
<b>Insurance</b>	<b>0</b>	<b>1,284,231</b>	<b>1,284,236</b>	<b>1,284,311</b>	<b>1,284,311</b>	<b>1,302,157</b>	<b>1,302,157</b>	<b>1,302,157</b>
Distribution-Rents - Building Lease/Rents 8810-04581	0	0	0	0	0	0	0	0
A&G-Office supplies & expense - Building Lease/Rents 9210-04581	0	0	0	0	0	0	0	0
A&G-Rents - Building Lease/Rents 9310-04581	0	0	0	0	0	0	0	0
A&G-Office supplies & expense - Building Maintenance 9210-04582	0	0	0	0	0	0	0	0
A&G-Rents - Building Maintenance 9310-04582	0	0	0	0	0	0	0	0
A&G-Office supplies & expense - Utilities 9210-04590	0	0	0	0	0	0	0	0
A&G-Rents - Utilities 9310-04590	0	0	0	0	0	0	0	0
<b>Rent, Maint., &amp; Utilities</b>	<b>0</b>	<b>463,385</b>	<b>463,609</b>	<b>463,859</b>	<b>464,109</b>	<b>464,109</b>	<b>464,109</b>	<b>463,863</b>
Mains and Services Expenses - Vehicle Lease Payments 8740-03002	0	0	0	0	0	0	0	0
Mains and Services Expenses - Vehicle Expense 8740-03004	0	0	0	0	0	0	0	0
A&G-Office supplies & expense - Vehicle Expense 9210-03004	0	0	0	0	0	0	0	0
A&G-Rents - Vehicle Expense 9310-03004	0	0	0	0	0	0	0	0
A&G-Office supplies & expense - Equipment Lease 9210-04301	0	0	0	0	0	0	0	0
Mains and Services Expenses - Equipment Lease 8740-04301	0	0	0	0	0	0	0	0
A&G-Office supplies & expense - Heavy Equipment 9210-04302	0	0	0	0	0	0	0	0
Mains and Services Expenses - Heavy Equipment 8740-04302	0	0	0	0	0	0	0	0
<b>Vehicles &amp; Equip</b>	<b>0</b>	<b>6,559</b>	<b>5,358</b>	<b>5,358</b>	<b>7,108</b>	<b>5,358</b>	<b>5,358</b>	<b>5,368</b>
A&G-Office supplies & expense - Inventory Materials 9210-02001	0	0	0	0	0	0	0	0
Distribution-Operation supervi - Inventory Materials 8700-02001	0	0	0	0	0	0	0	0
A&G-Office supplies & expense - Non-Inventory Supplies 9210-02005	0	0	0	0	0	0	0	0
A&G-Rents - Non-Inventory Supplies 9310-02005	0	0	0	0	0	0	0	0
Distribution-Operation supervi - Non-Inventory Supplies 8700-02005	0	0	0	0	0	0	0	0
A&G-Office supplies & expense - Purchasing Card Charges 9210-02005	0	0	0	0	0	0	0	0
A&G-Office supplies & expense - Parts 9210-04308	0	0	0	0	0	0	0	0
Sales-Demonstrating and sellin - Office Supplies 9120-05010	0	0	0	0	0	0	0	0
A&G-Office supplies & expense - Office Supplies 9210-05010	0	0	0	0	0	0	0	0
Miscellaneous general expenses - Office Supplies 9302-05010	0	0	0	0	0	0	0	0
A&G-Rents - Office Supplies 9310-05010	0	0	0	0	0	0	0	0
A&G-Maintenance of general pla - Office Supplies 9320-05010	0	0	0	0	0	0	0	0
<b>Materials &amp; Supplies</b>	<b>0</b>	<b>64,865</b>	<b>63,772</b>	<b>65,947</b>	<b>64,947</b>	<b>63,647</b>	<b>63,947</b>	<b>64,747</b>
A&G-Maintenance of general pla - Offsite Storage 9320-04065	0	0	0	0	0	0	0	0
A&G-Office supplies & expense - Offsite Storage 9210-04065	0	0	0	0	0	0	0	0
A&G-Maintenance of general pla - Software Maintenance 9320-04201	0	0	0	0	0	0	0	0
A&G-Rents - Software Maintenance 9310-04201	0	0	0	0	0	0	0	0
Storage-Operation supervision - Software Maintenance 8140-04201	0	0	0	0	0	0	0	0
Miscellaneous general expenses - Software Maintenance 9302-04201	0	0	0	0	0	0	0	0
A&G-Office supplies & expense - Software Maintenance 9210-04201	0	0	0	0	0	0	0	0
A&G-Office supplies & expense - IT Equipment 9210-04212	0	0	0	0	0	0	0	0
A&G-Maintenance of general pla - IT Equipment 9320-04212	0	0	0	0	0	0	0	0
<b>Information Technologies</b>	<b>0</b>	<b>1,146,187</b>	<b>1,149,828</b>	<b>1,223,482</b>	<b>1,170,586</b>	<b>1,173,612</b>	<b>1,146,477</b>	<b>1,137,608</b>
A&G-Office supplies & expense - Monthly Lines and service 9210-05310	0	0	0	0	0	0	0	0
A&G-Office supplies & expense - Long Distance 9210-05312	0	0	0	0	0	0	0	0
A&G-Office supplies & expense - Toll Free Long Distance 9210-05314	0	0	0	0	0	0	0	0
A&G-Office supplies & expense - Telecom Maintenance & Repair 9210-05316	0	0	0	0	0	0	0	0
A&G-Office supplies & expense - WAN/LAN/Internet Service 9210-05331	0	0	0	0	0	0	0	0
Distribution-Operation supervi - WAN/LAN/Internet Service 8700-05331	0	0	0	0	0	0	0	0
A&G-Office supplies & expense - Cellular, radio, pager charges 9210-05364	0	0	0	0	0	0	0	0
A&G-Office supplies & expense - Cellular, radio, pager charges 9210-05364	0	0	0	0	0	0	0	0
A&G-Office supplies & expense - Cell services for MDT's, PC's, SCADA 9210-05378	0	0	0	0	0	0	0	0
A&G-Office supplies & expense - Cell phone equipment and accessories 9210-05377	0	0	0	0	0	0	0	0
A&G-Office supplies & expense - Audio Conference 9210-05390	0	0	0	0	0	0	0	0
<b>Telecom</b>	<b>0</b>	<b>183,826</b>	<b>184,060</b>	<b>186,350</b>	<b>184,835</b>	<b>184,593</b>	<b>184,893</b>	<b>184,443</b>
A&G-Office supplies & expense - Safety, Newspaper 9210-04001	0	0	0	0	0	0	0	0
A&G-Office supplies & expense - Promo Other, Misc 9210-04021	0	0	0	0	0	0	0	0
A&G-Office supplies & expense - Community Rel&Trade Shows 9210-04040	0	0	0	0	0	0	0	0
Sales-Demonstrating and sellin - Advertising 9120-04044	0	0	0	0	0	0	0	0
A&G-Office supplies & expense - Advertising 9210-04044	0	0	0	0	0	0	0	0
Sales-Demonstrating and sellin - Customer Relations & Assist 9120-04046	0	0	0	0	0	0	0	0
A&G-Office supplies & expense - Customer Relations & Assist 9210-04046	0	0	0	0	0	0	0	0
<b>Marketing</b>	<b>0</b>	<b>40,455</b>	<b>43,157</b>	<b>42,707</b>	<b>40,457</b>	<b>40,457</b>	<b>42,707</b>	<b>40,457</b>
Miscellaneous general expenses - Director's Fees 9302-04111	0	0	0	0	0	0	0	0
A&G-Office supplies & expense - Board Meeting Expenses 9210-04112	0	0	0	0	0	0	0	0
A&G-Maintenance of general pla - Board Meeting Expenses 9320-04112	0	0	0	0	0	0	0	0
Miscellaneous general expenses - Board Meeting Expenses 9302-04112	0	0	0	0	0	0	0	0
Miscellaneous general expenses - Directors Retirement Expenses 9302-04113	0	0	0	0	0	0	0	0
Miscellaneous general expenses - Newswire/Blaef Fax/Mail List 9302-04120	0	0	0	0	0	0	0	0
Miscellaneous general expenses - Inv Relations/Bnkg Inst 9302-04121	0	0	0	0	0	0	0	0
A&G-Office supplies & expense - Annual Report Design, Printing & Dis 9210-04122	0	0	0	0	0	0	0	0
Miscellaneous general expenses - Proxy Solicitation Exp 9302-04125	0	0	0	0	0	0	0	0
Miscellaneous general expenses - Transfer Agent Administration 9302-04126	0	0	0	0	0	0	0	0

Fiscal 2013 September	Budget 2013 February	Budget 2013 March	Budget 2013 April	Budget 2013 May	Budget 2013 June	Budget 2013 July	Budget 2013 August	Budget 2013 September	
Miscellaneous general expenses - Tr & Reg of Bonds/Debt Fee 9302-04127	0	0	0	0	0	0	0	0	
Miscellaneous general expenses - NYSE Fees & Exps 9302-04129	0	0	0	0	0	0	0	0	
Customer accounts-Customer rec - Bank Service Charge 8030-04130	0	0	0	0	0	0	0	0	
Miscellaneous general expenses - Reimbursement of Fraud Payments 9302-04135	0	0	0	0	0	0	0	0	
Miscellaneous general expenses - Analyst Activities 9302-04140	0	0	0	0	0	0	0	0	
A&G-Office supplies & expense - Analyst Activities 9210-04140	0	0	0	0	0	0	0	0	
Miscellaneous general expenses - Web Site 9302-04141	0	0	0	0	0	0	0	0	
A&G-Office supplies & expense - Web Site 9210-04141	0	0	0	0	0	0	0	0	
Sales-Demonstrating and sellin - Web Site 9120-04141	0	0	0	0	0	0	0	0	
Miscellaneous general expenses - Printing/Slides/Graphics 9302-04145	0	0	0	0	0	0	0	0	
A&G-Office supplies & expense - Public Relations 9210-04145	0	0	0	0	0	0	0	0	
<b>Directors &amp; Shareholders &amp;PR</b>	0	271,457	1,310,398	235,715	176,897	254,783	179,715	169,257	272,386
A&G-Office supplies & expense - Membership Fees 9210-05415	0	0	0	0	0	0	0	0	
Miscellaneous general expenses - Membership Fees 9302-05415	0	0	0	0	0	0	0	0	
A&G-Maintenance of general pla - Membership Fees 9320-05415	0	0	0	0	0	0	0	0	
A&G-Office supplies & expense - Club Dues - Deductible 9210-05417	0	0	0	0	0	0	0	0	
A&G-Office supplies & expense - Association Dues 9210-07510	0	0	0	0	0	0	0	0	
Miscellaneous general expenses - Association Dues 9302-07510	0	0	0	0	0	0	0	0	
<b>Dues &amp; Donations</b>	0	16,341	28,180	34,817	23,448	58,448	40,835	27,992	26,303
Distribution-Operation supervi - Postage/Delivery Services 8700-05111	0	0	0	0	0	0	0	0	
A&G-Office supplies & expense - Postage/Delivery Services 9210-05111	0	0	0	0	0	0	0	0	
Miscellaneous general expense - Postage/Delivery Services 9302-05111	0	0	0	0	0	0	0	0	
<b>Print &amp; Postages</b>	0	20,318	20,237	20,387	20,262	20,337	20,312	20,357	20,275
A&G-Office supplies & expense - Meals and Entertainment 9210-05411	0	0	0	0	0	0	0	0	
Miscellaneous general expenses - Meals and Entertainment 9302-05411	0	0	0	0	0	0	0	0	
A&G-Rents - Meals and Entertainment 9310-05411	0	0	0	0	0	0	0	0	
Distribution-Operation supervi - Meals and Entertainment 8700-05411	0	0	0	0	0	0	0	0	
A&G-Office supplies & expense - Spousal & Dependent Travel 9210-05412	0	0	0	0	0	0	0	0	
Miscellaneous general expenses - Spousal & Dependent Travel 9302-05412	0	0	0	0	0	0	0	0	
A&G-Office supplies & expense - Transportation 9210-05413	0	0	0	0	0	0	0	0	
Miscellaneous general expenses - Transportation 9302-05413	0	0	0	0	0	0	0	0	
Mains and Services Expenses - Transportation 8740-05413	0	0	0	0	0	0	0	0	
A&G-Office supplies & expense - Lodging 9210-05414	0	0	0	0	0	0	0	0	
A&G-Outside services employed - Lodging 9230-05414	0	0	0	0	0	0	0	0	
Miscellaneous general expenses - Lodging 9302-05414	0	0	0	0	0	0	0	0	
A&G-Office supplies & expense - Misc Employee Expense 9210-05419	0	0	0	0	0	0	0	0	
Miscellaneous general expenses - Misc Employee Expense 9302-05419	0	0	0	0	0	0	0	0	
Distribution-Operation supervi - Misc Employee Expense 8700-05419	0	0	0	0	0	0	0	0	
<b>Travel &amp; Entertainment</b>	0	205,314	245,545	206,916	216,083	214,582	224,383	211,887	211,990
A&G-Office supplies & expense - Employee Development 9210-05420	0	0	0	0	0	0	0	0	
Miscellaneous general expenses - Employee Development 9302-05420	0	0	0	0	0	0	0	0	
A&G-Office supplies & expense - Training 9210-05421	0	0	0	0	0	0	0	0	
Miscellaneous general expenses - Training 9302-05421	0	0	0	0	0	0	0	0	
A&G-Office supplies & expense - Books & Manuals 9210-05424	0	0	0	0	0	0	0	0	
Miscellaneous general expenses - Books & Manuals 9302-05424	0	0	0	0	0	0	0	0	
Distribution-Operation supervi - Safety Training 8700-05426	0	0	0	0	0	0	0	0	
A&G-Office supplies & expense - Safety Training 9210-05426	0	0	0	0	0	0	0	0	
A&G-Outside services employed - Safety Training 9230-05426	0	0	0	0	0	0	0	0	
A&G-Office supplies & expense - Technical (Job Skills) Training 9210-05427	0	0	0	0	0	0	0	0	
A&G-Office supplies & expense - Computer Skills & Systems Training 9210-05428	0	0	0	0	0	0	0	0	
A&G-Office supplies & expense - Work Environment Training 9210-05429	0	0	0	0	0	0	0	0	
<b>Training</b>	0	90,693	106,038	94,355	91,812	170,643	97,646	94,327	90,568
A&G-Administrative & general s - Contract Labor 8200-06111	0	0	0	0	0	0	0	0	
A&G-Office supplies & expense - Contract Labor 9210-06111	0	0	0	0	0	0	0	0	
A&G-Outside services employed - Contract Labor 9230-06111	0	0	0	0	0	0	0	0	
Miscellaneous general expenses - Contract Labor 9302-06111	0	0	0	0	0	0	0	0	
A&G-Rents - Contract Labor 9310-06111	0	0	0	0	0	0	0	0	
Miscellaneous general expenses - Legal 9302-06121	0	0	0	0	0	0	0	0	
A&G-Office supplies & expense - Legal 9210-06121	0	0	0	0	0	0	0	0	
A&G-Outside services employed - Legal 9230-06121	0	0	0	0	0	0	0	0	
<b>Outside Services</b>	0	747,322	733,069	724,563	652,773	724,336	690,073	645,773	654,342
A&G-Administrative & general s - A&G Overhead Clearing 9200-04863	0	0	0	0	0	0	0	0	
A&G-Office supplies & expense - Misc General Expense 9210-07590	0	0	0	0	0	0	0	0	
Miscellaneous general expenses - Misc General Expense 9302-07590	0	0	0	0	0	0	0	0	
A&G-Office supplies & expense - UCG Beginning Balance 3-31-98 9210-09195	0	0	0	0	0	0	0	0	
A&G-Office supplies & expense - Reimbursements 9210-09911	0	0	0	0	0	0	0	0	
<b>Miscellaneous</b>	0	(4,647,762)	(4,445,484)	(4,445,484)	(4,445,350)	(4,445,409)	(4,445,484)	(4,445,484)	(4,445,309)
<b>Total O&amp;M Expenses Before Allocations</b>	0	6,437,661	6,852,500	5,993,774	5,944,944	5,842,197	6,262,225	5,967,341	5,936,879

View  
Type  
Company  
Cost Center  
Call Center Division - 012DIV

	Fiscal 2013 YTD February	Fiscal 2013 October	Fiscal 2013 November	Fiscal 2013 December	Fiscal 2013 January	Fiscal 2013 February	Fiscal 2013 March	Fiscal 2013 April	Fiscal 2013 May	Fiscal 2013 June	Fiscal 2013 July	Fiscal 2013 August	Fiscal 2013 September
A&G-Administrative & general s - PTO Accrual 9200-01010	241,092	0	0	241,092	-	-	0	0	0	0	0	0	0
Customer accounts-Operation su - Non-project Labor 9010-01000	831,776	149,399	222,292	152,093	156,237	151,755	0	0	0	0	0	0	0
Customer accounts-Customer rec - Non-project Labor 9030-01000	5,000,185	875,515	1,299,627	896,892	954,765	973,289	0	0	0	0	0	0	0
A&G-Administrative & general s - Non-project Labor 9200-01000	3,679,519	611,336	963,869	674,027	730,790	709,477	0	0	0	0	0	0	0
Distribution-Operation supervi - Non-project Labor 8700-01000	803	0	0	803	-	-	0	0	0	0	0	0	0
A&G-Administrative & general s - Capital Labor 9200-01001	1,552,915	400,828	456,794	307,978	166,333	220,984	0	0	0	0	0	0	0
Distribution-Operation supervi - Capital Labor Contra 8700-01002	(711,132)	(175,524)	(344,916)	(126,061)	(38,183)	(26,448)	0	0	0	0	0	0	0
A&G-Administrative & general s - Capital Labor Contra 9200-01002	(2,484,523)	(612,132)	(695,865)	(450,244)	(293,508)	(422,754)	0	0	0	0	0	0	0
A&G-Administrative & general s - O&M Project Labor and Contra 9200-01006	63,934	11,886	17,524	11,386	11,552	11,577	0	0	0	0	0	0	0
Distribution-Operation supervi - Expense Labor Accrual 8700-01008	361	0	0	361	-	-	0	0	0	0	0	0	0
Customer accounts-Operation su - Expense Labor Accrual 9010-01008	(2,915)	25,905	(60,060)	6,579	24,679	(2,017)	0	0	0	0	0	0	0
Customer accounts-Customer rec - Expense Labor Accrual 9030-01008	9,073	140,243	(352,545)	52,483	160,577	8,335	0	0	0	0	0	0	0
A&G-Administrative & general s - Expense Labor Accrual 9200-01008	15,358	80,846	(232,616)	43,530	123,100	(9,602)	0	0	0	0	0	0	0
A&G-Administrative & general s - Capital Labor Transfer In 9200-01011	2,048,539	526,649	573,496	385,967	213,588	349,138	0	0	0	0	0	0	0
Distribution-Operation supervi - Capital Labor Transfer In 8700-01011	711,132	175,524	344,916	126,061	38,183	26,448	0	0	0	0	0	0	0
A&G-Administrative & general s - Capital Labor Transfer Out 9200-01012	(1,116,930)	(315,345)	(334,405)	(233,400)	(86,413)	(147,398)	0	0	0	0	0	0	0
A&G-Administrative & general s - Expense Labor Transfer Out 9200-01014	(63,934)	(11,886)	(17,524)	(11,386)	(11,552)	(11,577)	0	0	0	0	0	0	0
<b>Labor</b>	<b>9,775,286</b>	<b>1,893,444</b>	<b>1,830,568</b>	<b>2,068,676</b>	<b>2,151,312</b>	<b>1,931,237</b>	<b>0</b>	<b>0</b>	<b>0</b>	<b>0</b>	<b>0</b>	<b>0</b>	<b>0</b>
A&G-Employee pensions and bene - RSU-Management Incentive Plan 9260-07463	31,540	3,095	19,808	2,970	2,977	2,688	0	0	0	0	0	0	0
A&G-Employee pensions and bene - Service Awards 9260-07421	4,163	1,724	1,279	513	544	-	0	0	0	0	0	0	0
A&G-Employee pensions and bene - Variable Pay & Mgmt Incentive Plans 9260-07452	6,473	0	6,473	-	-	-	0	0	0	0	0	0	0
A&G-Employee pensions and bene - Restricted Stock - Long Term Incent 9260-07458	37,350	1,588	8,942	9,227	9,240	8,346	0	0	0	0	0	0	0
A&G-Employee pensions and bene - RSU-Long Term Incentive Plan - Time 9260-07460	42,789	8,787	9,504	8,773	8,787	7,837	0	0	0	0	0	0	0
A&G-Office supplies & expense - Misc Employee Welfare Exp 9210-07499	41,870	7,520	9,665	8,523	8,703	8,299	0	0	0	0	0	0	0
A&G-Rents - Misc Employee Welfare Exp 9310-07499	890	131	146	99	200	114	0	0	0	0	0	0	0
Distribution-Other expenses - Misc Employee Welfare Exp 8500-07499	227	171	58	-	-	-	0	0	0	0	0	0	0
<b>Employee Welfare</b>	<b>165,100</b>	<b>23,025</b>	<b>53,773</b>	<b>30,405</b>	<b>30,551</b>	<b>27,345</b>	<b>0</b>	<b>0</b>	<b>0</b>	<b>0</b>	<b>0</b>	<b>0</b>	<b>0</b>
A&G-Employee pensions and bene - Pension Benefits Load 9260-01202	994,374	197,564	190,372	190,700	224,675	191,064	0	0	0	0	0	0	0
A&G-Employee pensions and bene - FAS106 Benefits Load 9260-01203	862,916	131,709	125,915	127,133	149,783	127,376	0	0	0	0	0	0	0
A&G-Employee pensions and bene - Medical Benefits Load 9260-01251	1,629,879	323,628	311,847	312,384	368,039	312,982	0	0	0	0	0	0	0
A&G-Employee pensions and bene - Empr ESOP Benefits Load 9260-01257	293,577	58,328	58,205	56,302	66,333	58,409	0	0	0	0	0	0	0
A&G-Employee pensions and bene - Emp HSA Benefits Load 9260-01260	1,894	376	353	353	428	364	0	0	0	0	0	0	0
A&G-Employee pensions and bene - RSP FACC Benefits Load 9260-01263	28,411	5,845	5,439	5,449	6,419	5,459	0	0	0	0	0	0	0
A&G-Employee pensions and bene - Basic Life Benefits Load 9260-01265	47,351	9,408	9,085	9,081	10,599	9,098	0	0	0	0	0	0	0
A&G-Employee pensions and bene - LTD Benefits Load 9260-01269	75,762	15,052	14,505	14,529	17,118	14,557	0	0	0	0	0	0	0
<b>Benefits</b>	<b>3,733,165</b>	<b>741,710</b>	<b>714,710</b>	<b>715,941</b>	<b>843,493</b>	<b>717,310</b>	<b>0</b>	<b>0</b>	<b>0</b>	<b>0</b>	<b>0</b>	<b>0</b>	<b>0</b>
A&G-Property Insurance - Blueflame Property Insurance 9240-04069	82,487	16,314	16,314	16,314	16,772	16,772	0	0	0	0	0	0	0
<b>Insurance</b>	<b>82,487</b>	<b>16,314</b>	<b>16,314</b>	<b>16,314</b>	<b>16,772</b>	<b>16,772</b>	<b>0</b>	<b>0</b>	<b>0</b>	<b>0</b>	<b>0</b>	<b>0</b>	<b>0</b>
A&G-Rents - Building Lease/Rents 9310-04581	535,230	91,617	91,508	91,508	153,572	107,024	0	0	0	0	0	0	0
A&G-Office supplies & expense - Building Maintenance 9210-04582	220,997	50,778	40,868	43,377	46,916	39,058	0	0	0	0	0	0	0
A&G-Rents - Building Maintenance 9310-04582	4,710	529	1,428	607	1,094	1,052	0	0	0	0	0	0	0
Customer accounts-Customer rec - Utilities 9030-04590	52,175	11,299	9,171	8,110	7,933	15,662	0	0	0	0	0	0	0
A&G-Office supplies & expense - Utilities 9210-04590	52,415	13,711	10,106	10,635	9,190	8,772	0	0	0	0	0	0	0
A&G-Rents - Utilities 9310-04590	3,781	776	627	826	219	1,333	0	0	0	0	0	0	0
<b>Rent, Maint., &amp; Utilities</b>	<b>869,307</b>	<b>168,710</b>	<b>153,709</b>	<b>155,083</b>	<b>218,924</b>	<b>172,901</b>	<b>0</b>	<b>0</b>	<b>0</b>	<b>0</b>	<b>0</b>	<b>0</b>	<b>0</b>
Mains and Services Expenses - Vehicle Lease Payments 8740-03002	3,355	871	671	671	671	671	0	0	0	0	0	0	0
Mains and Services Expenses - Vehicle Expense 8740-03004	4,975	176	190	435	35	4,139	0	0	0	0	0	0	0
A&G-Office supplies & expense - Vehicle Expense 9210-03004	67	31	16	20	-	-	0	0	0	0	0	0	0
<b>Vehicles &amp; Equip</b>	<b>8,398</b>	<b>878</b>	<b>877</b>	<b>1,126</b>	<b>706</b>	<b>4,810</b>	<b>0</b>	<b>0</b>	<b>0</b>	<b>0</b>	<b>0</b>	<b>0</b>	<b>0</b>
A&G-Office supplies & expense - Non-Inventory Supplies 9210-02005	274	0	0	51	-	223	0	0	0	0	0	0	0
A&G-Rents - Non-Inventory Supplies 9310-02005	27	0	0	0	0	27	0	0	0	0	0	0	0
A&G-Office supplies & expense - Purchasing Card Charges 9210-02006	85	86	-	-	-	-	0	0	0	0	0	0	0
Customer accounts-Customer rec - Office Supplies 9030-05010	87	0	0	0	0	87	0	0	0	0	0	0	0
A&G-Office supplies & expense - Office Supplies 9210-05010	42,009	6,255	9,770	5,858	8,659	11,265	0	0	0	0	0	0	0
<b>Materials &amp; Supplies</b>	<b>42,480</b>	<b>6,342</b>	<b>9,770</b>	<b>5,908</b>	<b>8,659</b>	<b>11,602</b>	<b>0</b>	<b>0</b>	<b>0</b>	<b>0</b>	<b>0</b>	<b>0</b>	<b>0</b>
A&G-Administrative & general s - Software Maintenance 9200-04201	119,010	0	0	0	0	119,010	0	0	0	0	0	0	0
Distribution-Operation supervi - Software Maintenance 8700-04201	2,858	572	572	572	572	572	0	0	0	0	0	0	0
A&G-Maintenance of general pla - Software Maintenance 9320-04201	225,607	79,771	40,420	46,918	40,952	17,546	0	0	0	0	0	0	0
A&G-Office supplies & expense - Software Maintenance 9210-04201	1,266,547	77,770	101,133	601,310	251,726	284,607	0	0	0	0	0	0	0
A&G-Office supplies & expense - IT Equipment 9210-04212	6,921	0	39	3,977	2,477	428	0	0	0	0	0	0	0
A&G-Maintenance of general pla - IT Equipment 9320-04212	9,838	1,948	1,948	1,948	2,039	1,993	0	0	0	0	0	0	0
<b>Information Technologies</b>	<b>1,680,780</b>	<b>160,060</b>	<b>144,111</b>	<b>654,725</b>	<b>297,766</b>	<b>404,117</b>	<b>0</b>	<b>0</b>	<b>0</b>	<b>0</b>	<b>0</b>	<b>0</b>	<b>0</b>
A&G-Office supplies & expense - Monthly Lines and service 9210-05310	95,202	14,836	18,030	21,037	21,501	19,798	0	0	0	0	0	0	0
A&G-Office supplies & expense - Long Distance 9210-05312	9,451	1,709	2,165	1,643	2,173	1,766	0	0	0	0	0	0	0
A&G-Office supplies & expense - Toll Free Long Distance 9210-05314	35,209	6,089	6,740	7,191	6,971	8,207	0	0	0	0	0	0	0
A&G-Office supplies & expense - Telecom Maintenance & Repair 9210-05316	135,382	15,337	15,167	2,208	75,931	26,751	0	0	0	0	0	0	0

	Fiscal 2013	Fiscal 2013	Fiscal 2013	Fiscal 2013	Fiscal 2013	Fiscal 2013	Fiscal 2013	Fiscal 2013	Fiscal 2013	Fiscal 2013	Fiscal 2013	Fiscal 2013	Fiscal 2013
A&G-Office supplies & expense - WAN/LAN/Internet Service 9210-05331	169,825	39,525	32,971	32,852	32,532	32,045	0	0	0	0	0	0	0
A&G-Office supplies & expense - Cellular, radio, pager charges 9210-05364	45,040	11,130	11,227	-	22,411	272	0	0	0	0	0	0	0
A&G-Office supplies & expense - Call service for MDT's, PC's, SCADA 9210-05376	1,186	279	278	-	641	-	0	0	0	0	0	0	0
A&G-Office supplies & expense - Cell phone equipment and accessories 9210-05377	7,374	1,900	1,786	75	2,899	714	0	0	0	0	0	0	0
<b>Telecom</b>	<b>496,790</b>	<b>90,816</b>	<b>86,353</b>	<b>65,010</b>	<b>165,058</b>	<b>89,552</b>	<b>0</b>	<b>0</b>	<b>0</b>	<b>0</b>	<b>0</b>	<b>0</b>	<b>0</b>
Customer accounts-Customer rec - Bank Service Charge 9030-04130	125,583	57,261	7,104	-	81,219	-	0	0	0	0	0	0	0
A&G-Office supplies & expense - Bank Service Charge 9210-04130	2,724	531	541	541	569	-	0	0	0	0	0	0	0
A&G-Office supplies & expense - Public Relations 9210-04146	6,000	6,000	-	-	-	-	0	0	0	0	0	0	0
<b>Directors &amp; Shareholders &amp; PR</b>	<b>134,308</b>	<b>63,792</b>	<b>7,845</b>	<b>541</b>	<b>81,788</b>	<b>541</b>	<b>0</b>	<b>0</b>	<b>0</b>	<b>0</b>	<b>0</b>	<b>0</b>	<b>0</b>
A&G-Office supplies & expense - Membership Fees 9210-05415	885	50	50	430	215	140	0	0	0	0	0	0	0
A&G-Office supplies & expense - Club Dues - Deductible 9210-05417	200	0	0	0	200	-	0	0	0	0	0	0	0
<b>Dues &amp; Donations</b>	<b>1,085</b>	<b>50</b>	<b>50</b>	<b>430</b>	<b>415</b>	<b>140</b>	<b>0</b>	<b>0</b>	<b>0</b>	<b>0</b>	<b>0</b>	<b>0</b>	<b>0</b>
Distribution-Operation supervi - Postage/Delivery Services 8700-05111	11	0	0	0	11	-	0	0	0	0	0	0	0
A&G-Office supplies & expense - Postage/Delivery Services 9210-05111	9,173	1,505	1,778	1,107	2,908	1,875	0	0	0	0	0	0	0
<b>Print &amp; Postages</b>	<b>9,185</b>	<b>1,505</b>	<b>1,778</b>	<b>1,107</b>	<b>2,920</b>	<b>1,875</b>	<b>0</b>	<b>0</b>	<b>0</b>	<b>0</b>	<b>0</b>	<b>0</b>	<b>0</b>
Customer accounts-Operati on su - Meals and Entertainment 9010-05411	120	0	0	120	-	-	0	0	0	0	0	0	0
Customer accounts-Customer rec - Meals and Entertainment 9030-05411	76	0	0	14	55	7	0	0	0	0	0	0	0
Customer service-Suparvision - Meals and Entertainment 9070-05411	320	0	0	0	320	-	0	0	0	0	0	0	0
A&G-Office supplies & expense - Meals and Entertainment 9210-05411	83,375	12,316	8,131	9,260	19,235	35,432	0	0	0	0	0	0	0
A&G-Outside services employed - Meals and Entertainment 9230-05411	1,243	0	402	191	370	280	0	0	0	0	0	0	0
A&G-Rents - Meals and Entertainment 9310-05411	192	31	30	-	83	48	0	0	0	0	0	0	0
A&G-Office supplies & expense - Spousal & Dependent Travel 9210-05412	9	0	9	-	-	-	0	0	0	0	0	0	0
A&G-Office supplies & expense - Transportation 9210-05413	99,397	12,355	14,480	17,516	24,735	30,310	0	0	0	0	0	0	0
A&G-Outside services employed - Transportation 9230-05413	9,335	0	3,231	1,272	3,115	1,716	0	0	0	0	0	0	0
Customer accounts-Customer rec - Transportation 9030-05413	150	150	-	-	-	-	0	0	0	0	0	0	0
A&G-Office supplies & expense - Lodging 9210-05414	108,628	6,202	9,298	10,880	38,672	43,775	0	0	0	0	0	0	0
A&G-Outside services employed - Lodging 9230-05414	5,995	0	2,111	729	1,707	1,447	0	0	0	0	0	0	0
A&G-Office supplies & expense - Misc Employee Expense 9210-05419	20,127	20	8	10,024	757	9,318	0	0	0	0	0	0	0
<b>Travel &amp; Entertainment</b>	<b>328,965</b>	<b>31,073</b>	<b>37,701</b>	<b>49,808</b>	<b>88,050</b>	<b>122,333</b>	<b>0</b>	<b>0</b>	<b>0</b>	<b>0</b>	<b>0</b>	<b>0</b>	<b>0</b>
A&G-Office supplies & expense - Employee Development 9210-05420	20,535	11,369	88	-	45	9,032	0	0	0	0	0	0	0
A&G-Office supplies & expense - Training 9210-05421	3,375	0	0	0	0	3,375	0	0	0	0	0	0	0
A&G-Office supplies & expense - Books & Manuals 9210-05424	63	0	48	-	-	16	0	0	0	0	0	0	0
<b>Training</b>	<b>23,973</b>	<b>11,369</b>	<b>137</b>	<b>-</b>	<b>45</b>	<b>12,422</b>	<b>0</b>	<b>0</b>	<b>0</b>	<b>0</b>	<b>0</b>	<b>0</b>	<b>0</b>
A&G-Injuries & damages - Settlement 9250-05418	295	0	0	0	295	-	0	0	0	0	0	0	0
A&G-Administrative & general s - Contract Labor 9200-06111	2,040	0	2,040	-	-	-	0	0	0	0	0	0	0
A&G-Office supplies & expense - Contract Labor 9210-06111	1,837,298	232,935	352,565	458,550	417,656	375,272	0	0	0	0	0	0	0
A&G-Outside services employed - Contract Labor 9230-06111	233,309	43,141	38,462	35,979	58,446	57,282	0	0	0	0	0	0	0
<b>Outside Services</b>	<b>2,072,942</b>	<b>276,076</b>	<b>393,087</b>	<b>494,829</b>	<b>476,397</b>	<b>432,554</b>	<b>0</b>	<b>0</b>	<b>0</b>	<b>0</b>	<b>0</b>	<b>0</b>	<b>0</b>
A&G-Office supplies & expense - Misc General Expense 9210-07590	3,593	1,251	608	242	604	987	0	0	0	0	0	0	0
A&G-Office supplies & expense - UCG Beginning Balance 3-31-98 9210-09195	1,901	0	0	1,901	-	-	0	0	0	0	0	0	0
<b>Miscellaneous</b>	<b>5,594</b>	<b>1,251</b>	<b>608</b>	<b>2,143</b>	<b>604</b>	<b>987</b>	<b>0</b>	<b>0</b>	<b>0</b>	<b>0</b>	<b>0</b>	<b>0</b>	<b>0</b>
<b>Total O&amp;M Expenses Before Allocations</b>	<b>19,411,814</b>	<b>3,486,417</b>	<b>3,453,213</b>	<b>4,262,027</b>	<b>4,363,660</b>	<b>3,946,497</b>	<b>0</b>	<b>0</b>	<b>0</b>	<b>0</b>	<b>0</b>	<b>0</b>	<b>0</b>

View  
Type  
Company  
Cost Center  
Call Center Division - 012DV

	Budget 2013 February	Budget 2013 March	Budget 2013 April	Budget 2013 May	Budget 2013 June	Budget 2013 July	Budget 2013 August	Budget 2013 September
A&G-Administrative & general s - PTO Accrual 9200-01010	0	0	0	0	0	0	0	0
Customer accounts-Operation su - Non-project Labor 9010-01000	0	0	0	0	0	0	0	0
Customer accounts-Customer rec - Non-project Labor 9030-01000	0	0	0	0	0	0	0	0
A&G-Administrative & general s - Non-project Labor 9200-01000	0	0	0	0	0	0	0	0
Distribution-Operation supervi - Non-project Labor 8700-01000	0	0	0	0	0	0	0	0
A&G-Administrative & general s - Capital Labor 9200-01001	0	0	0	0	0	0	0	0
Distribution-Operation supervi - Capital Labor Contra 8700-01002	0	0	0	0	0	0	0	0
A&G-Administrative & general s - Capital Labor Contra 9200-01002	0	0	0	0	0	0	0	0
A&G-Administrative & general s - O&M Project Labor and Contra 9200-01006	0	0	0	0	0	0	0	0
Distribution-Operation supervi - Expense Labor Accrual 8700-01008	0	0	0	0	0	0	0	0
Customer accounts-Operation su - Expense Labor Accrual 9010-01008	0	0	0	0	0	0	0	0
Customer accounts-Customer rec - Expense Labor Accrual 9030-01008	0	0	0	0	0	0	0	0
A&G-Administrative & general s - Expense Labor Accrual 9200-01008	0	0	0	0	0	0	0	0
A&G-Administrative & general s - Capital Labor Transfer In 9200-01011	0	0	0	0	0	0	0	0
Distribution-Operation supervi - Capital Labor Transfer In 8700-01011	0	0	0	0	0	0	0	0
A&G-Administrative & general s - Capital Labor Transfer Out 9200-01012	0	0	0	0	0	0	0	0
A&G-Administrative & general s - Expense Labor Transfer Out 9200-01014	0	0	0	0	0	0	0	0
<b>Labor</b>	<b>1,999,201</b>	<b>1,993,603</b>	<b>2,009,948</b>	<b>2,306,528</b>	<b>2,027,597</b>	<b>2,306,528</b>	<b>2,213,651</b>	<b>2,120,774</b>
A&G-Employee pensions and bene - RSU-Management Incentive Plan 9260-07463	0	0	0	0	0	0	0	0
A&G-Employee pensions and bene - Service Awards 9260-07421	0	0	0	0	0	0	0	0
A&G-Employee pensions and bene - Variable Pay & Mgmt Incentive Plans 9260-07452	0	0	0	0	0	0	0	0
A&G-Employee pensions and bene - Restricted Stock - Long Term Incent 9260-07458	0	0	0	0	0	0	0	0
A&G-Employee pensions and bene - RSU-Long Term Incentive Plan - Time 9260-07460	0	0	0	0	0	0	0	0
A&G-Office supplies & expense - Misc Employee Welfare Exp 9210-07499	0	0	0	0	0	0	0	0
A&G-Rents - Misc Employee Welfare Exp 9310-07499	0	0	0	0	0	0	0	0
Distribution-Other expenses - Misc Employee Welfare Exp 8800-07499	0	0	0	0	0	0	0	0
<b>Employee Welfare</b>	<b>34,514</b>	<b>45,539</b>	<b>58,124</b>	<b>84,858</b>	<b>82,299</b>	<b>51,042</b>	<b>54,538</b>	<b>58,774</b>
A&G-Employee pensions and bene - Pension Benefits Load 9260-01202	0	0	0	0	0	0	0	0
A&G-Employee pensions and bene - FAS106 Benefits Load 9260-01203	0	0	0	0	0	0	0	0
A&G-Employee pensions and bene - Medical Benefits Load 9260-01251	0	0	0	0	0	0	0	0
A&G-Employee pensions and bene - Empr ESOP Benefits Load 9260-01257	0	0	0	0	0	0	0	0
A&G-Employee pensions and bene - Emp HSA Benefits Load 9260-01269	0	0	0	0	0	0	0	0
A&G-Employee pensions and bene - RSP FAS106 Benefits Load 9260-01283	0	0	0	0	0	0	0	0
A&G-Employee pensions and bene - Basic Life Benefits Load 9260-01266	0	0	0	0	0	0	0	0
A&G-Employee pensions and bene - LTD Benefits Load 9260-01269	0	0	0	0	0	0	0	0
<b>Benefits</b>	<b>748,434</b>	<b>782,106</b>	<b>816,150</b>	<b>909,430</b>	<b>799,570</b>	<b>909,430</b>	<b>872,810</b>	<b>836,190</b>
A&G-Property insurance - Blueflame Property Insurance 9240-04069	0	0	0	0	0	0	0	0
<b>Insurance</b>	<b>15,915</b>	<b>15,915</b>	<b>15,915</b>	<b>15,915</b>	<b>15,915</b>	<b>15,915</b>	<b>15,915</b>	<b>15,915</b>
A&G-Rents - Building Lease/Rents 9310-04581	0	0	0	0	0	0	0	0
A&G-Office supplies & expense - Building Maintenance 9210-04582	0	0	0	0	0	0	0	0
A&G-Rents - Building Maintenance 9310-04582	0	0	0	0	0	0	0	0
Customer accounts-Customer rec - Utilities 9030-04590	0	0	0	0	0	0	0	0
A&G-Office supplies & expense - Utilities 9210-04590	0	0	0	0	0	0	0	0
A&G-Rents - Utilities 9310-04590	0	0	0	0	0	0	0	0
<b>Rent, Maint., &amp; Utilities</b>	<b>203,378</b>	<b>211,171</b>	<b>209,026</b>	<b>253,217</b>	<b>202,693</b>	<b>206,078</b>	<b>202,693</b>	<b>202,693</b>
Mails and Services Expenses - Vehicle Lease Payments 8740-03002	0	0	0	0	0	0	0	0
Mails and Services Expenses - Vehicle Expense 8740-03004	0	0	0	0	0	0	0	0
A&G-Office supplies & expense - Vehicle Expense 9210-03004	0	0	0	0	0	0	0	0
<b>Vehicles &amp; Equip</b>	<b>939</b>	<b>939</b>	<b>939</b>	<b>939</b>	<b>939</b>	<b>939</b>	<b>939</b>	<b>939</b>
A&G-Office supplies & expense - Non-Inventory Supplies 9210-02005	0	0	0	0	0	0	0	0
A&G-Rents - Non-Inventory Supplies 9310-02005	0	0	0	0	0	0	0	0
A&G-Office supplies & expense - Purchasing Card Charges 9210-02006	0	0	0	0	0	0	0	0
Customer accounts-Customer rec - Office Supplies 9030-05010	0	0	0	0	0	0	0	0
A&G-Office supplies & expense - Office Supplies 9210-05010	0	0	0	0	0	0	0	0
<b>Materials &amp; Supplies</b>	<b>9,420</b>	<b>9,422</b>	<b>9,422</b>	<b>9,422</b>	<b>9,422</b>	<b>9,422</b>	<b>9,422</b>	<b>9,422</b>
A&G-Administrative & general s - Software Maintenance 9200-04201	0	0	0	0	0	0	0	0
Distribution-Operation supervi - Software Maintenance 8700-04201	0	0	0	0	0	0	0	0
A&G-Maintenance of general pla - Software Maintenance 9320-04201	0	0	0	0	0	0	0	0
A&G-Office supplies & expense - Software Maintenance 9210-04201	0	0	0	0	0	0	0	0
A&G-Office supplies & expense - IT Equipment 9210-04212	0	0	0	0	0	0	0	0
A&G-Maintenance of general pla - IT Equipment 9320-04212	0	0	0	0	0	0	0	0
<b>Information Technologies</b>	<b>469</b>	<b>469</b>	<b>469</b>	<b>469</b>	<b>469</b>	<b>469</b>	<b>469</b>	<b>7,469</b>
A&G-Office supplies & expense - Monthly Lines and service 9210-05310	0	0	0	0	0	0	0	0
A&G-Office supplies & expense - Long Distance 9210-05312	0	0	0	0	0	0	0	0
A&G-Office supplies & expense - Toll Free Long Distance 9210-05314	0	0	0	0	0	0	0	0
A&G-Office supplies & expense - Telecom Maintenance & Repair 9210-05316	0	0	0	0	0	0	0	0

	Budget 2013	Budget 2013	Budget 2013	Budget 2013	Budget 2013	Budget 2013	Budget 2013	Budget 2013
A&G-Office supplies & expense - WAN/LAN/Internet Service 9210-05331	0	0	0	0	0	0	0	0
A&G-Office supplies & expense - Cellular, radio, pager charges 9210-05364	0	0	0	0	0	0	0	0
A&G-Office supplies & expense - Cell service for MDT's, PC's, SCADA 9210-05376	0	0	0	0	0	0	0	0
A&G-Office supplies & expense - Cell phone equipment and accessories 9210-05377	0	0	0	0	0	0	0	0
<b>Telecom</b>	<b>11,343</b>	<b>7,626</b>	<b>7,626</b>	<b>7,626</b>	<b>7,626</b>	<b>7,626</b>	<b>7,626</b>	<b>7,626</b>
Customer accounts-Customer rec - Bank Service Charge 9030-04130	0	0	0	0	0	0	0	0
A&G-Office supplies & expense - Bank Service Charge 9210-04130	0	0	0	0	0	0	0	0
A&G-Office supplies & expense - Public Relations 9210-04146	0	0	0	0	0	0	0	0
<b>Directors &amp; Shareholders &amp; PR</b>	<b>6,776</b>	<b>6,776</b>	<b>69,323</b>	<b>6,776</b>	<b>6,776</b>	<b>69,323</b>	<b>6,776</b>	<b>6,776</b>
A&G-Office supplies & expense - Membership Fees 9210-05415	0	0	0	0	0	0	0	0
A&G-Office supplies & expense - Club Dues - Deductible 9210-05417	0	0	0	0	0	0	0	0
<b>Dues &amp; Donations</b>	<b>69</b>	<b>519</b>	<b>249</b>	<b>50</b>	<b>746</b>	<b>4,960</b>	<b>50</b>	<b>550</b>
Distribution-Operation supervi - Postage/Delivery Services 8700-05111	0	0	0	0	0	0	0	0
A&G-Office supplies & expense - Postage/Delivery Services 9210-05111	0	0	0	0	0	0	0	0
<b>Print &amp; Postages</b>	<b>2,560</b>	<b>2,557</b>	<b>2,557</b>	<b>2,557</b>	<b>2,557</b>	<b>2,557</b>	<b>2,557</b>	<b>3,627</b>
Customer accounts-Operation su - Meals and Entertainment 9010-05411	0	0	0	0	0	0	0	0
Customer accounts-Customer rec - Meals and Entertainment 9030-05411	0	0	0	0	0	0	0	0
Customer service-Supervision - Meals and Entertainment 9070-05411	0	0	0	0	0	0	0	0
A&G-Office supplies & expense - Meals and Entertainment 9210-05411	0	0	0	0	0	0	0	0
A&G-Outside services employed - Meals and Entertainment 9230-05411	0	0	0	0	0	0	0	0
A&G-Rents - Meals and Entertainment 9310-05411	0	0	0	0	0	0	0	0
A&G-Office supplies & expense - Spousal & Dependent Travel 9210-05412	0	0	0	0	0	0	0	0
A&G-Office supplies & expense - Transportation 9210-05413	0	0	0	0	0	0	0	0
A&G-Outside services employed - Transportation 9230-05413	0	0	0	0	0	0	0	0
Customer accounts-Customer rec - Transportation 9030-05413	0	0	0	0	0	0	0	0
A&G-Office supplies & expense - Lodging 9210-05414	0	0	0	0	0	0	0	0
A&G-Outside services employed - Lodging 9230-05414	0	0	0	0	0	0	0	0
A&G-Office supplies & expense - Misc Employee Expense 9210-05419	0	0	0	0	0	0	0	0
<b>Travel &amp; Entertainment</b>	<b>42,515</b>	<b>42,418</b>	<b>57,868</b>	<b>42,418</b>	<b>42,418</b>	<b>57,394</b>	<b>39,971</b>	<b>42,418</b>
A&G-Office supplies & expense - Employee Development 9210-05420	0	0	0	0	0	0	0	0
A&G-Office supplies & expense - Training 9210-05421	0	0	0	0	0	0	0	0
A&G-Office supplies & expense - Books & Manuals 9210-05424	0	0	0	0	0	0	0	0
<b>Training</b>	<b>6,829</b>	<b>6,825</b>	<b>6,826</b>	<b>6,825</b>	<b>14,825</b>	<b>14,826</b>	<b>6,825</b>	<b>6,821</b>
A&G-Injuries & damages - Settlement 9250-05418	0	0	0	0	0	0	0	0
A&G-Administrative & general s - Contract Labor 9200-06111	0	0	0	0	0	0	0	0
A&G-Office supplies & expense - Contract Labor 9210-06111	0	0	0	0	0	0	0	0
A&G-Outside services employed - Contract Labor 9230-06111	0	0	0	0	0	0	0	0
<b>Outside Services</b>	<b>385,208</b>	<b>441,625</b>	<b>367,327</b>	<b>60,564</b>	<b>56,696</b>	<b>92,704</b>	<b>59,275</b>	<b>82,985</b>
A&G-Office supplies & expense - Misc General Expense 9210-07530	0	0	0	0	0	0	0	0
A&G-Office supplies & expense - UCG Beginning Balance 3-31-98 9210-09195	0	0	0	0	0	0	0	0
<b>Miscellaneous</b>	<b>4,497</b>	<b>1,300</b>	<b>1,050</b>	<b>1,900</b>	<b>1,525</b>	<b>2,175</b>	<b>2,800</b>	<b>1,520</b>
<b>Total O&amp;M Expenses Before Allocations</b>	<b>3,373,066</b>	<b>3,560,909</b>	<b>3,694,839</b>	<b>3,711,595</b>	<b>3,272,376</b>	<b>3,751,408</b>	<b>3,498,417</b>	<b>3,406,499</b>

View  
Type  
Company  
Cost Center  
Brentwood Division - 091DIV

	Fiscal 2013 YTD February	Fiscal 2013 October	Fiscal 2013 November	Fiscal 2013 December	Fiscal 2013 January	Fiscal 2013 February	Fiscal 2013 March	Fiscal 2013 April	Fiscal 2013 May	Fiscal 2013 June	Fiscal 2013 July	Fiscal 2013 August	Fiscal 2013 September	Budget 2013 February	Budget 2013 March
Distribution-Operation supervi - PTO Accrual 8700-01010	28,802	0	0	28,802	-	0	0	0	0	0	0	0	0	0	0
Customer accounts-Customer rec - Non-project Labor 9030-01000	41,174	5,205	11,239	8,910	8,764	7,057	0	0	0	0	0	0	0	0	0
Distribution-Operation supervi - Non-project Labor 8700-01000	767,657	140,754	211,430	140,235	138,014	137,223	0	0	0	0	0	0	0	0	0
Mains and Services Expenses - Non-project Labor 8740-01000	7,330	1,489	518	3,414	1,456	453	0	0	0	0	0	0	0	0	0
Distribution-Measuring and reg - Non-project Labor 8750-01000	1,932	0	0	0	307	1,294	0	0	0	0	0	0	0	0	0
Meter and house regulator expe - Non-project Labor 8780-01000	779	0	0	779	-	0	0	0	0	0	0	0	0	0	0
Distribution-Other expenses - Non-project Labor 8800-01000	11,776	2,701	1,812	502	1,489	5,273	0	0	0	0	0	0	0	0	0
Distribution-Operation supervi - Capital Labor 8700-01001	1,656,428	314,617	459,119	293,627	291,476	297,389	0	0	0	0	0	0	0	0	0
Distribution-Operation supervi - Capital Labor Contra 8700-01002	(1,384,222)	(257,205)	(379,562)	(251,857)	(246,968)	(246,501)	0	0	0	0	0	0	0	0	0
Mains expenses - O&M Project Labor and Contra 8550-01005	7,752	0	0	1,995	2,551	148	2,957	0	0	0	0	0	0	0	0
Distribution-Operation supervi - O&M Project Labor and Contra 8700-01006	28,659	4,257	17,551	2,652	4,199	0	0	0	0	0	0	0	0	0	0
Distribution-Operation supervi - Expense Labor Accrual 8700-01008	(7,295)	23,806	(56,152)	8,009	19,126	(2,059)	0	0	0	0	0	0	0	0	0
Mains and Services Expenses - Expense Labor Accrual 8740-01008	(1,155)	(392)	(891)	938	(369)	(451)	0	0	0	0	0	0	0	0	0
Distribution-Measuring and reg - Expense Labor Accrual 8750-01008	592	0	0	138	0	444	0	0	0	0	0	0	0	0	0
Meter and house regulator expe - Expense Labor Accrual 8780-01008	1,964	1,336	(1,453)	(130)	519	1,703	0	0	0	0	0	0	0	0	0
Distribution-Other expenses - Expense Labor Accrual 8800-01008	573	781	(1,510)	800	1,271	(758)	0	0	0	0	0	0	0	0	0
Customer accounts-Customer rec - Expense Labor Accrual 9030-01008	1,127,973	210,588	305,554	201,696	206,462	203,473	0	0	0	0	0	0	0	0	0
Distribution-Operation supervi - Capital Labor Transfer In 8700-01011	(1,400,179)	(268,201)	(385,112)	(243,636)	(250,970)	(252,260)	0	0	0	0	0	0	0	0	0
Distribution-Operation supervi - Expense Labor Transfer In 8700-01013	69,097	3,691	60,201	4,355	346	0	0	0	0	0	0	0	0	0	0
Mains expenses - Expense Labor Transfer In 8550-01013	7,752	0	1,995	2,551	148	2,957	0	0	0	0	0	0	0	0	0
Distribution-Operation supervi - Expense Labor Transfer Out 8700-01014	(28,659)	(4,257)	(17,551)	(2,652)	(4,199)	0	0	0	0	0	0	0	0	0	0
Mains expenses - Expense Labor Transfer Out 8550-01014	(7,752)	0	(1,986)	(2,681)	(148)	(2,957)	0	0	0	0	0	0	0	0	0
<b>Labor</b>	<b>930,633</b>	<b>179,371</b>	<b>228,108</b>	<b>198,845</b>	<b>170,863</b>	<b>153,445</b>	<b>0</b>	<b>0</b>	<b>0</b>	<b>0</b>	<b>0</b>	<b>0</b>	<b>0</b>	<b>191,270</b>	<b>200,834</b>
A&G-Employee pensions and bene - RSU-Management Incentive Plan 9260-07463	17,551	1,093	8,616	1,070	1,075	5,728	0	0	0	0	0	0	0	0	0
A&G-Employee pensions and bene - Service Awards 9260-07421	29,225	9,200	13,452	3,853	1,919	-	0	0	0	0	0	0	0	0	0
Distribution-Operation supervi - Service Awards 8700-07421	31,372	141	-	30,592	640	-	0	0	0	0	0	0	0	0	0
A&G-Employee pensions and bene - Uniforms 9260-07443	118	0	0	0	0	118	0	0	0	0	0	0	0	0	0
A&G-Employee pensions and bene - Uniforms Capitalized 9260-07444	(43)	0	0	0	0	(43)	0	0	0	0	0	0	0	0	0
Distribution-Operation supervi - Uniforms 8700-07443	250	0	250	-	-	-	0	0	0	0	0	0	0	0	0
Mains and Services Expenses - Uniforms 8740-07443	(138)	125	125	-	-	-	0	0	0	0	0	0	0	0	0
Distribution-Operation supervi - Uniforms Capitalized 8740-07444	(150)	0	(138)	-	-	-	0	0	0	0	0	0	0	0	0
Mains and Services Expenses - Uniforms Capitalized 8740-07444	(56,514)	(81)	(69)	-	-	-	0	0	0	0	0	0	0	0	0
A&G-Employee pensions and bene - Capitalized Restricted Stock 9260-07450	1,139,428	(5,306)	(15,004)	(9,944)	(9,150)	(22,217)	0	0	0	0	0	0	0	0	0
A&G-Employee pensions and bene - Variable Pay & Mgmt Incentive Plans 9260-07451	(598,214)	98,000	169,804	190,000	405,813	275,811	0	0	0	0	0	0	0	0	0
A&G-Employee pensions and bene - VPP & MIP - Capital Credit 9260-07454	30,459	(53,000)	(90,029)	(103,000)	(202,000)	(150,185)	0	0	0	0	0	0	0	0	0
A&G-Employee pensions and bene - Restricted Stock - Long Term Incent 9260-07455	54,191	1,296	7,003	7,225	7,502	7,429	0	0	0	0	0	0	0	0	0
A&G-Employee pensions and bene - RSU-Long Term Incentive Plan - Time 9260-074	3,417	8,724	8,443	8,724	8,724	19,588	0	0	0	0	0	0	0	0	0
A&G-Employee pensions and bene - COLI CSY & Premiums 9260-07497	81,789	683	683	683	683	683	0	0	0	0	0	0	0	0	0
A&G-Employee pensions and bene - NO Retirement Cost 9260-07499	(27,691)	16,354	16,354	16,354	16,354	16,354	0	0	0	0	0	0	0	0	0
A&G-Employee pensions and bene - SERP Capitalized 9260-07490	5,545	(5,538)	(5,538)	(5,538)	(5,538)	(5,538)	0	0	0	0	0	0	0	0	0
A&G-Employee pensions and bene - Misc Employee Welfare Exp 9260-07499	7,393	1,628	1,783	1,081	1,507	2,550	0	0	0	0	0	0	0	0	0
Distribution-Operation supervi - Misc Employee Welfare Exp 8700-07499	659	409	(25)	1,355	5,221	432	0	0	0	0	0	0	0	0	0
Customer accounts-Customer rec - Misc Employee Welfare Exp 9030-07499	720,777	72,708	121,370	143,245	232,749	150,708	0	0	0	0	0	0	0	114,618	56,723
<b>Employee Welfare</b>	<b>720,777</b>	<b>72,708</b>	<b>121,370</b>	<b>143,245</b>	<b>232,749</b>	<b>150,708</b>	<b>0</b>	<b>0</b>	<b>0</b>	<b>0</b>	<b>0</b>	<b>0</b>	<b>0</b>	<b>114,618</b>	<b>56,723</b>
A&G-Employee pensions and bene - Other Benefits Variance 9260-01201	-	(270,025)	-	-	270,025	0	0	0	0	0	0	0	0	0	0
A&G-Employee pensions and bene - Pension Benefits Load 9260-01202	122,022	24,691	29,407	23,226	24,071	20,827	0	0	0	0	0	0	0	0	0
A&G-Employee pensions and bene - FAS106 Benefits Load 9260-01203	188,927	37,825	45,049	35,580	36,675	31,599	0	0	0	0	0	0	0	0	0
A&G-Employee pensions and bene - Pension Benefits Variance 9260-01206	(50,834)	(22,711)	(28,718)	(2,355)	(20,632)	(23,737)	0	0	0	0	0	0	0	0	0
A&G-Employee pensions and bene - FAS106 Benefits Variance 9260-01207	(294,203)	(75,629)	(66,230)	(49,316)	(74,433)	(7,655)	0	0	0	0	0	0	0	0	0
A&G-Employee pensions and bene - Workers Comp Variance 9260-01208	(15,543)	(5,879)	(2,823)	(2,459)	(5,769)	1,488	0	0	0	0	0	0	0	0	0
A&G-Employee pensions and bene - Medical Benefits Load 9260-01251	145,616	30,640	28,503	27,452	31,925	27,197	0	0	0	0	0	0	0	0	0
A&G-Employee pensions and bene - Medical Benefits Variance 9260-01252	(377,674)	(18,852)	(113,810)	105,865	(352,735)	(142)	0	0	0	0	0	0	0	0	0
A&G-Employee pensions and bene - Medical Benefits Load Projects 9260-01253	14,389	691	11,643	1,407	28	619	0	0	0	0	0	0	0	0	0
A&G-Employee pensions and bene - Empr ESOP Benefits Load 9260-01257	38,943	7,880	9,385	7,412	7,682	6,583	0	0	0	0	0	0	0	0	0
A&G-Employee pensions and bene - Empr ESOP Benefits Variance 9260-01259	(44,985)	(10,219)	(15,185)	(5,966)	(9,529)	(1,088)	0	0	0	0	0	0	0	0	0
A&G-Employee pensions and bene - Empr ESOP Benefits Load Projects 9260-01259	3,841	185	3,122	355	7	151	0	0	0	0	0	0	0	0	0
A&G-Employee pensions and bene - Empr HSA Benefits Load 9260-01260	433	88	104	82	85	73	0	0	0	0	0	0	0	0	0
A&G-Employee pensions and bene - Empr HSA Benefits Variance 9260-01261	10,031	2,178	(669)	(433)	8,147	808	0	0	0	0	0	0	0	0	0
A&G-Employee pensions and bene - Empr HSA Benefits Load Projects 9260-01262	38	2	31	4	0	2	0	0	0	0	0	0	0	0	0
A&G-Employee pensions and bene - RSP FACC Benefits Load 9260-01263	4,327	876	1,043	824	854	731	0	0	0	0	0	0	0	0	0
A&G-Employee pensions and bene - RSP FACC Benefits Variance 9260-01264	(20,157)	(4,816)	(3,851)	(3,996)	(3,939)	(3,556)	0	0	0	0	0	0	0	0	0
A&G-Employee pensions and bene - RSP FACC Benefits Load Projects 9260-01265	85	4	89	0	0	4	0	0	0	0	0	0	0	0	0
A&G-Employee pensions and bene - Basic Life Benefits Load 9260-01266	4,327	876	1,043	824	854	731	0	0	0	0	0	0	0	0	0
A&G-Employee pensions and bene - Basic Life Benefits Variance 9260-01267	(1,366)	(422)	(638)	244	(292)	(259)	0	0	0	0	0	0	0	0	0
A&G-Employee pensions and bene - Basic Life Benefits Load Projects 9260-01268	407	20	330	40	1	18	0	0	0	0	0	0	0	0	0
A&G-Employee pensions and bene - LTD Benefits Load 9260-01269	7,789	1,576	1,877	1,482	1,536	1,317	0	0	0	0	0	0	0	0	0
A&G-Employee pensions and bene - LTD Benefits Variance 9260-01270	(11,146)	(2,142)	(2,436)	(955)	(2,872)	(2,732)	0	0	0	0	0	0	0	0	0
A&G-Employee pensions and bene - LTD Benefits Load Projects 9260-01271	861	32	535	65	1	28	0	0	0	0	0	0	0	0	0
A&G-Employee pensions and bene - Pension Benefits Load Projects 9260-01291	10,799	519	8,739	1,058	21	464	0	0	0	0	0	0	0	0	0
A&G-Employee pensions and bene - FAS106 Benefits Load Projects 9260-01292	18,563	796	13,403	1,820	32	712	0	0	0	0	0	0	0	0	0



	Fiscal 2013 YTD February	Fiscal 2013 October	Fiscal 2013 November	Fiscal 2013 December	Fiscal 2013 January	Fiscal 2013 February	Fiscal 2013 March	Fiscal 2013 April	Fiscal 2013 May	Fiscal 2013 June	Fiscal 2013 July	Fiscal 2013 August	Fiscal 2013 September	Budget 2013 February	Budget 2013 March
<b>A&amp;G-Injuries &amp; damages - Workers Comp Benefits Load Projects 9250-01293</b>	1,460	70	1,182	143	3	83	0	0	0	0	0	0	0	0	0
<b>Benefits</b>	(85,412)	(264,943)	(63,049)	169,867	(56,132)	126,844	0	0	0	0	0	0	0	145,076	150,828
A&G-Property insurance - Blueflame Property Insurance 9240-04069	4,313	950	950	950	731	731	0	0	0	0	0	0	0	0	0
A&G-Property insurance - Insurance-Other 9240-04070	8,060	1,493	1,493	1,493	2,089	1,493	0	0	0	0	0	0	0	0	0
A&G-Property insurance - Insurance Capitalized 9240-04072	(6,731)	(1,332)	(1,355)	(1,355)	(1,501)	(1,187)	0	0	0	0	0	0	0	0	0
A&G-Injuries & damages - Insurance Reserve 9250-07115	(10,917)	0	0	0	(10,917)	0	0	0	0	0	0	0	0	0	0
Distribution-Operation supervi - Environmental & Safety 8700-07120	710	506	-	-	92	113	0	0	0	0	0	0	0	0	0
A&G-Injuries & damages - Environmental & Safety 9250-07120	83	0	0	0	83	0	0	0	0	0	0	0	0	0	0
<b>Insurance</b>	(4,481)	1,617	1,087	1,087	(9,505)	1,233	0	0	0	0	0	0	0	50,392	50,293
Storage well royalties - Building Lease/Rents Capitalized 8250-04580	(223)	(158)	-	-	(42)	(24)	0	0	0	0	0	0	0	0	0
Distribution-Rents - Building Lease/Rents Capitalized 8810-04580	(75,445)	(7,131)	(10,907)	(9,026)	(10,821)	(37,551)	0	0	0	0	0	0	0	0	0
A&G-Rents - Building Lease/Rents Capitalized 9310-04580	(7,995)	(301)	(1,870)	(1,931)	(1,947)	(1,845)	0	0	0	0	0	0	0	0	0
Storage well royalties - Building Lease/Rents 8250-04581	1,336	739	-	-	376	221	0	0	0	0	0	0	0	0	0
Distribution-Rents - Building Lease/Rents 8810-04581	129,030	12,490	19,890	18,778	19,703	58,170	0	0	0	0	0	0	0	0	0
A&G-Rents - Building Lease/Rents 9310-04581	28,018	1,351	5,667	5,667	5,667	5,667	0	0	0	0	0	0	0	0	0
A&G-Rents - Building Maintenance 9310-04582	73	59	3	3	4	4	0	0	0	0	0	0	0	0	0
Mains and Services Expenses - Building Maintenance 8740-04592	82	82	-	-	-	-	0	0	0	0	0	0	0	0	0
Distribution-Rents - Building Maintenance 8810-04592	15,497	2,088	5,040	3,519	2,223	2,646	0	0	0	0	0	0	0	0	0
Lines expenses - Utilities 8170-04590	184	41	34	34	36	39	0	0	0	0	0	0	0	0	0
Compressor station expenses - Utilities 8180-04590	1,288	264	241	241	250	273	0	0	0	0	0	0	0	0	0
Compressor station fuel and po - Utilities 8190-04590	2,727	1,286	769	36	-	637	0	0	0	0	0	0	0	0	0
Storage-Purification expenses - Utilities 8210-04590	1,679	103	259	265	80	970	0	0	0	0	0	0	0	0	0
Storage-Other expenses - Utilities 8240-04590	127	3	3	7	55	50	0	0	0	0	0	0	0	0	0
Storage well royalties - Utilities 8250-04590	8,183	571	792	1,651	2,638	2,331	0	0	0	0	0	0	0	0	0
Mains and Services Expenses - Utilities 8740-04590	2,054	457	395	419	385	398	0	0	0	0	0	0	0	0	0
Mains expenses - Utilities 8560-04590	1,556	365	309	309	322	350	0	0	0	0	0	0	0	0	0
Transmission-Measuring and reg - Utilities 8570-04590	388	61	69	69	72	78	0	0	0	0	0	0	0	0	0
Distribution-Operation supervi - Utilities 8700-04590	12,252	2,408	1,534	2,868	2,948	2,495	0	0	0	0	0	0	0	0	0
Distribution-Rents - Misc Rents 8810-04592	3,294	0	0	0	2,980	314	0	0	0	0	0	0	0	0	0
Compressor station expenses - Capitalized Utility Costs 8180-04599	(1,093)	(241)	(204)	(204)	(212)	(231)	0	0	0	0	0	0	0	0	0
Distribution-Operation supervi - Capitalized Utility Costs 8700-04599	(8,101)	(1,603)	(1,295)	(1,935)	(1,865)	(1,501)	0	0	0	0	0	0	0	0	0
Distribution-Rents - Capitalized Utility Costs 8810-04599	(12,868)	(1,755)	(4,276)	(2,708)	(1,865)	(2,245)	0	0	0	0	0	0	0	0	0
Mains expenses - Capitalized Utility Costs 8560-04599	(1,405)	(310)	(263)	(263)	(273)	(297)	0	0	0	0	0	0	0	0	0
<b>Rent, Maint., &amp; Utilities</b>	99,718	10,989	17,091	16,801	21,891	32,947	0	0	0	0	0	0	0	37,115	37,115
Mains and Services Expenses - Vehicle Lease Payments 8740-03002	47,719	10,843	8,563	9,566	8,871	9,975	0	0	0	0	0	0	0	0	0
Distribution-Operation supervi - Capitalized transportation costs 8700-03003	(423)	(54)	(94)	(28)	(29)	(219)	0	0	0	0	0	0	0	0	0
Mains and Services Expenses - Capitalized transportation costs 8740-03003	(64,718)	(15,924)	(12,734)	(11,856)	(10,648)	(13,557)	0	0	0	0	0	0	0	0	0
Distribution-Measuring and reg - Capitalized transportation costs 8750-03003	(129)	0	(84)	-	-	(45)	0	0	0	0	0	0	0	0	0
Distribution-Operation supervi - Vehicle Expense 8700-03004	602	65	149	54	50	285	0	0	0	0	0	0	0	0	0
Mains and Services Expenses - Vehicle Expense 8740-03004	49,111	12,598	9,837	7,825	8,100	10,953	0	0	0	0	0	0	0	0	0
Distribution-Measuring and reg - Vehicle Expense 8750-03004	263	0	168	-	-	95	0	0	0	0	0	0	0	0	0
Mains and Services Expenses - Equipment Lease 8740-04301	5,096	1,219	1,219	1,219	1,219	1,219	0	0	0	0	0	0	0	0	0
Mains and Services Expenses - Heavy Equipment 8740-04302	6,309	70	1,342	2,140	2,476	282	0	0	0	0	0	0	0	0	0
Distribution-Operation supervi - Heavy Equipment 8700-04302	91	0	91	-	-	0	0	0	0	0	0	0	0	0	0
Distribution-Operation supervi - Heavy Equipment Capitalized 8740-04307	(89)	0	(89)	-	-	0	0	0	0	0	0	0	0	0	0
Mains and Services Expenses - Heavy Equipment Capitalized 8740-04307	(12,157)	(1,263)	(2,510)	(3,292)	(3,621)	(1,471)	0	0	0	0	0	0	0	0	0
<b>Vehicles &amp; Equip</b>	32,674	7,554	5,657	5,428	6,417	7,417	0	0	0	0	0	0	0	7,741	8,264
Sales-Demonstrating and sellin - Inventory Materials 9120-02001	200	200	-	-	-	0	0	0	0	0	0	0	0	0	0
Distribution-Operation supervi - Inventory Materials 8700-02001	875	0	811	64	-	0	0	0	0	0	0	0	0	0	0
Odorization - Inventory Materials 8711-02001	(553)	(553)	-	-	-	0	0	0	0	0	0	0	0	0	0
Sales-Demonstrating and sellin - Warehouse Loading Charge 9120-02004	8	8	-	-	-	0	0	0	0	0	0	0	0	0	0
Distribution-Operation supervi - Warehouse Loading Charge 8700-02004	35	0	32	3	-	0	0	0	0	0	0	0	0	0	0
Odorization - Warehouse Loading Charge 8711-02004	(22)	(22)	-	-	-	0	0	0	0	0	0	0	0	0	0
Odorization - Non-Inventory Supplies 8711-02005	49,073	6,594	-	25,905	15,277	1,508	0	0	0	0	0	0	0	0	0
Mains and Services Expenses - Non-Inventory Supplies 8740-02005	1,666	1,876	-	-	45	44	0	0	0	0	0	0	0	0	0
Distribution-Measuring and reg - Non-Inventory Supplies 8750-02005	21,426	8,064	2,405	3,965	3,790	3,203	0	0	0	0	0	0	0	0	0
Distribution-Measuring and reg - Non-Inventory Supplies 8760-02005	1,656	33	798	54	414	347	0	0	0	0	0	0	0	0	0
Distribution-Measuring and reg - Non-Inventory Supplies 8770-02005	20	0	20	-	-	0	0	0	0	0	0	0	0	0	0
Mains expenses - Non-Inventory Supplies 8550-02005	598	276	-	274	48	-	0	0	0	0	0	0	0	0	0
Transmission-Maintenance of me - Non-Inventory Supplies 8650-02005	1,487	0	1,473	14	-	-	0	0	0	0	0	0	0	0	0
Distribution-Operation supervi - Non-Inventory Supplies 8700-02005	6,590	2,063	2,171	1,526	449	380	0	0	0	0	0	0	0	0	0
Distribution-Operation supervi - Office Supplies 8700-05010	27,731	5,198	4,027	5,021	6,343	7,142	0	0	0	0	0	0	0	0	0
Mains and Services Expenses - Office Supplies 8740-05010	859	69	-	-	-	600	0	0	0	0	0	0	0	0	0
Distribution-Measuring and reg - Office Supplies 8750-05010	130	0	84	46	-	0	0	0	0	0	0	0	0	0	0
Distribution-Operation supervi - Use 05010 Copier 8700-05211	(1,818)	0	0	0	0	(1,818)	0	0	0	0	0	0	0	0	0
<b>Materials &amp; Supplies</b>	109,762	23,565	11,822	36,582	26,368	11,405	0	0	0	0	0	0	0	22,695	22,470
A&G-Maintenance of general pla - Offsite Storage 9320-04065	340	0	0	178	162	-	0	0	0	0	0	0	0	0	0
Distribution-Operation supervi - Software Maintenance 8700-04201	14,930	977	905	7,321	4,823	905	0	0	0	0	0	0	0	0	0
Distribution-Operation supervi - IT Equipment 8700-04212	30,001	91	5,535	11,786	1,248	11,340	0	0	0	0	0	0	0	0	0
<b>Information Technologies</b>	45,272	1,068	6,441	19,294	6,233	12,245	0	0	0	0	0	0	0	9,250	24,250
Mains and Services Expenses - Monthly Lines and service 8740-05310	198	39	39	41	41	39	0	0	0	0	0	0	0	0	0
Distribution-Operation supervi - Monthly Lines and service 8700-05310	8,845	912	1,776	1,479	2,893	1,776	0	0	0	0	0	0	0	0	0
Distribution-Operation supervi - Long Distance 8700-05312	2,173	440	431	426	326	551	0	0	0	0	0	0	0	0	0
Distribution-Operation supervi - Toll Free Long Distance 8700-05314	765	167	152	168	150	131	0	0	0	0	0	0	0	0	0
Distribution-Operation supervi - Telecom Maintenance & Repair 8700-05316	9,590	787	3,305	1,897	2,307	1,392	0	0	0	0	0	0	0	0	0

	Fiscal 2013 YTD February	Fiscal 2013 October	Fiscal 2013 November	Fiscal 2013 December	Fiscal 2013 January	Fiscal 2013 February	Fiscal 2013 March	Fiscal 2013 April	Fiscal 2013 May	Fiscal 2013 June	Fiscal 2013 July	Fiscal 2013 August	Fiscal 2013 September	Budget 2013 February	Budget 2013 March
Distribution-Operation supervi - Telephone Directory 8700-05317	39,788	8,952	11,587	7,451	3,852	7,746	0	0	0	0	0	0	0	0	0
Distribution-Operation supervi - Measurement & Meter Reading 8700-05323	5,837	1,159	1,088	1,241	1,237	1,113	0	0	0	0	0	0	0	0	0
Distribution-Operation supervi - WAN/LAN/Internet Service 8700-05331	84,402	20,015	20,276	18,454	18,365	7,272	0	0	0	0	0	0	0	0	0
Distribution-Operation supervi - Cellular, radio, pager charges 8700-05364	32,942	1,594	5,653	7,855	9,051	8,488	0	0	0	0	0	0	0	0	0
Distribution-Operation supervi - Call service for MD's, PC's, SCADA 8700-05376	71,016	3,425	13,994	16,057	14,855	22,686	0	0	0	0	0	0	0	0	0
Distribution-Operation supervi - Cell phone equipment and accessories 8700-05377	4,656	509	945	1,188	659	1,355	0	0	0	0	0	0	0	0	0
Distribution-Operation supervi - Capitalized Telecom Costs 8700-05399	(116,719)	(15,184)	(25,939)	(26,423)	(25,883)	(23,290)	0	0	0	0	0	0	0	0	0
Mains and Services Expenses - Capitalized Telecom Costs 8740-05399	(108)	(21)	(22)	(23)	(22)	(21)	0	0	0	0	0	0	0	0	0
<b>Telecom</b>	<b>143,487</b>	<b>22,794</b>	<b>33,585</b>	<b>29,909</b>	<b>27,952</b>	<b>29,237</b>	<b>0</b>	<b>0</b>	<b>0</b>	<b>0</b>	<b>0</b>	<b>0</b>	<b>0</b>	<b>60,315</b>	<b>60,131</b>
Distribution-Operation supervi - Required By Law, Safety 8700-04002	129,678	52,705	-	355	12,579	64,038	0	0	0	0	0	0	0	0	0
Distribution-Operation supervi - Safety 8700-04018	123	0	0	123	-	-	0	0	0	0	0	0	0	0	0
Distribution-Operation supervi - Promo Other, Misc 8700-04021	70	0	70	-	-	-	0	0	0	0	0	0	0	0	0
Sales-Advertising expenses - Promo Other, Misc 9130-04021	268	0	0	0	0	268	0	0	0	0	0	0	0	0	0
Customer service-Operating ass - Community Rel&Trade Shows 9080-04040	2,900	0	0	0	2,000	-	0	0	0	0	0	0	0	0	0
Sales-Supervision - Community Rel&Trade Shows 9110-04040	500	0	0	0	500	-	0	0	0	0	0	0	0	0	0
Distribution-Operation supervi - Community Rel&Trade Shows 8700-04040	549	89	60	-	-	400	0	0	0	0	0	0	0	0	0
Customer service-Miscellaneous - Customer Relations & Assist 9100-04046	416	13	80	7	161	153	0	0	0	0	0	0	0	0	0
Sales-Demonstrating and sellin - Customer Relations & Assist 9100-04046	(205)	(205)	-	-	-	-	0	0	0	0	0	0	0	0	0
<b>Marketing</b>	<b>133,397</b>	<b>52,501</b>	<b>210</b>	<b>486</b>	<b>15,241</b>	<b>64,859</b>	<b>0</b>	<b>0</b>	<b>0</b>	<b>0</b>	<b>0</b>	<b>0</b>	<b>0</b>	<b>16,520</b>	<b>21,477</b>
Distribution-Operation supervi - Membership Fees 8700-05415	1,210	500	-	-	455	255	0	0	0	0	0	0	0	0	0
Distribution-Operation supervi - Club Dues - Deductible 8700-05417	548	548	-	-	-	-	0	0	0	0	0	0	0	0	0
Miscellaneous general expenses - Association Dues 9302-07510	58,363	29,818	7,255	7,266	7,517	7,517	0	0	0	0	0	0	0	0	0
Distribution-Operation supervi - Association Dues 8700-07510	6,000	0	6,000	-	-	-	0	0	0	0	0	0	0	0	0
<b>Dues &amp; Donations</b>	<b>66,141</b>	<b>29,865</b>	<b>13,255</b>	<b>7,266</b>	<b>7,972</b>	<b>7,772</b>	<b>0</b>	<b>0</b>	<b>0</b>	<b>0</b>	<b>0</b>	<b>0</b>	<b>0</b>	<b>14,875</b>	<b>119,050</b>
Distribution-Operation supervi - Postage/Delivery Services 8700-05111	6,621	881	1,280	1,739	1,536	1,185	0	0	0	0	0	0	0	0	0
Mains and Services Expenses - Postage/Delivery Services 8740-05111	119	0	0	119	-	-	0	0	0	0	0	0	0	0	0
Distribution-Measuring and reg - Postage/Delivery Services 8760-05111	17	0	0	17	-	-	0	0	0	0	0	0	0	0	0
A&G-Office supplies & expense - Postage/Delivery Services 9210-05111	15	0	0	0	15	-	0	0	0	0	0	0	0	0	0
<b>Print &amp; Postages</b>	<b>6,772</b>	<b>881</b>	<b>1,280</b>	<b>1,875</b>	<b>1,536</b>	<b>1,200</b>	<b>0</b>	<b>0</b>	<b>0</b>	<b>0</b>	<b>0</b>	<b>0</b>	<b>0</b>	<b>2,364</b>	<b>2,364</b>
Customer accounts-Customer rec - Meals and Entertainment 9030-05411	475	0	12	185	132	147	0	0	0	0	0	0	0	0	0
A&G-Office supplies & expense - Meals and Entertainment 9210-05411	87	0	21	66	-	-	0	0	0	0	0	0	0	0	0
Transmission-Operation supervi - Meals and Entertainment 8500-05411	42	42	-	-	-	-	0	0	0	0	0	0	0	0	0
Distribution-Operation supervi - Meals and Entertainment 8700-05411	39,536	5,579	9,353	7,102	7,796	9,707	0	0	0	0	0	0	0	0	0
Distribution-Other expenses - Meals and Entertainment 8800-05411	42	0	0	0	42	0	0	0	0	0	0	0	0	0	0
Distribution-Operation supervi - Spousal & Dependent Travel 8700-05412	1,152	20	13	211	756	149	0	0	0	0	0	0	0	0	0
A&G-Office supplies & expense - Transportation 9210-05413	984	0	444	27	-	514	0	0	0	0	0	0	0	0	0
Distribution-Operation supervi - Transportation 8700-05413	61,666	5,884	12,725	12,753	11,307	19,188	0	0	0	0	0	0	0	0	0
Distribution-Other expenses - Transportation 8800-05413	221	0	0	180	-	41	0	0	0	0	0	0	0	0	0
Customer accounts-Customer rec - Transportation 9030-05413	3,671	0	191	186	709	2,785	0	0	0	0	0	0	0	0	0
A&G-Office supplies & expense - Lodging 9210-05414	223	0	223	-	-	-	0	0	0	0	0	0	0	0	0
Transmission-Operation supervi - Lodging 8500-05414	527	327	-	-	-	-	0	0	0	0	0	0	0	0	0
Distribution-Operation supervi - Lodging 8700-05414	39,519	5,970	8,618	5,014	7,230	12,687	0	0	0	0	0	0	0	0	0
Distribution-Other expenses - Lodging 8800-05414	153	0	0	0	0	153	0	0	0	0	0	0	0	0	0
Customer accounts-Customer rec - Lodging 9030-05414	3,108	0	144	554	1,574	836	0	0	0	0	0	0	0	0	0
Distribution-Operation supervi - Misc Employee Expense 8700-05419	3,198	266	1,758	502	499	173	0	0	0	0	0	0	0	0	0
Distribution-Other expenses - Misc Employee Expense 8800-05419	2,250	0	0	0	2,250	-	0	0	0	0	0	0	0	0	0
<b>Travel &amp; Entertainment</b>	<b>157,056</b>	<b>18,097</b>	<b>33,503</b>	<b>28,760</b>	<b>32,255</b>	<b>48,420</b>	<b>0</b>	<b>0</b>	<b>0</b>	<b>0</b>	<b>0</b>	<b>0</b>	<b>0</b>	<b>50,987</b>	<b>50,987</b>
Distribution-Operation supervi - Employee Development 8700-05420	3,169	450	760	495	510	954	0	0	0	0	0	0	0	0	0
Distribution-Operation supervi - Training 8700-05421	2,800	0	225	1,589	502	505	0	0	0	0	0	0	0	0	0
Distribution-Operation supervi - Books & Manuals 8700-05424	1,510	163	-	610	-	737	0	0	0	0	0	0	0	0	0
Distribution-Operation supervi - Safety Training 8700-05426	12,360	0	4,263	1,557	4,867	1,674	0	0	0	0	0	0	0	0	0
Distribution-Operation supervi - Work Environment Training 8700-05429	15	15	-	-	-	-	0	0	0	0	0	0	0	0	0
<b>Training</b>	<b>19,854</b>	<b>628</b>	<b>5,248</b>	<b>4,231</b>	<b>5,879</b>	<b>3,869</b>	<b>0</b>	<b>0</b>	<b>0</b>	<b>0</b>	<b>0</b>	<b>0</b>	<b>0</b>	<b>6,427</b>	<b>11,072</b>
Transmission-Operation supervi - Contract Labor 8500-06111	0	0	0	0	0	0	0	0	0	0	0	0	0	0	0
Mains expenses - Contract Labor 8560-06111	200	0	200	-	-	-	0	0	0	0	0	0	0	0	0
Distribution-Operation supervi - Contract Labor 8700-06111	14,810	871	1,809	2,143	5,945	4,042	0	0	0	0	0	0	0	0	0
Mains and Services Expenses - Contract Labor 8740-06111	4,651	0	0	4,651	-	-	0	0	0	0	0	0	0	0	0
A&G-Outside services employed - Contract Labor 9230-06111	935	0	0	0	935	-	0	0	0	0	0	0	0	0	0
Customer accounts-Customer rec - Collection Fees 9030-06112	531,229	95,260	87,924	96,931	109,284	141,821	0	0	0	0	0	0	0	0	0
Customer accounts-Customer rec - Bill Print Fees 9030-06116	866,217	179,131	165,887	155,266	169,105	175,829	0	0	0	0	0	0	0	0	0
A&G-Outside services employed - Legal 9230-06121	38,967	8,619	9,418	4,673	8,874	7,384	0	0	0	0	0	0	0	0	0
<b>Outside Services</b>	<b>1,457,000</b>	<b>283,882</b>	<b>266,238</b>	<b>259,013</b>	<b>317,858</b>	<b>330,010</b>	<b>0</b>	<b>0</b>	<b>0</b>	<b>0</b>	<b>0</b>	<b>0</b>	<b>0</b>	<b>345,557</b>	<b>345,559</b>
A&G-Administrative & general s - A&G Overhead Clearing 9200-04863	(27,733)	(5,148)	(5,490)	(10,219)	(3,906)	(2,970)	0	0	0	0	0	0	0	0	0
Distribution-Operation supervi - Land Rights 8700-04889	5	0	0	0	5	-	0	0	0	0	0	0	0	0	0
A&G-Employee pensions and bene - Misc General Expense 9260-07590	670	0	0	0	663	8	0	0	0	0	0	0	0	0	0
Distribution-Operation supervi - Misc General Expense 8700-07590	8,634	129	1,203	123	6,991	389	0	0	0	0	0	0	0	0	0
Mains and Services Expenses - Misc General Expense 8740-07590	252	4,908	(4,908)	2,797	(2,797)	252	0	0	0	0	0	0	0	0	0
A&G-Office supplies & expense - UCG Beginning Balance 3-31-98 9210-09195	647	0	0	847	-	-	0	0	0	0	0	0	0	0	0
Distribution-Operation supervi - Reimbursements 8700-09911	(116,908)	0	0	0	-	(116,908)	0	0	0	0	0	0	0	0	0
<b>Miscellaneous</b>	<b>(134,033)</b>	<b>(112)</b>	<b>(9,195)</b>	<b>(6,452)</b>	<b>956</b>	<b>(119,229)</b>	<b>0</b>	<b>0</b>	<b>0</b>	<b>0</b>	<b>0</b>	<b>0</b>	<b>0</b>	<b>(78,047)</b>	<b>(77,546)</b>
<b>Total O&amp;M Expenses Before Allocations</b>	<b>3,696,815</b>	<b>440,584</b>	<b>672,862</b>	<b>914,248</b>	<b>808,541</b>	<b>862,382</b>	<b>0</b>	<b>0</b>	<b>0</b>	<b>0</b>	<b>0</b>	<b>0</b>	<b>0</b>	<b>999,146</b>	<b>1,083,871</b>

View  
Type  
Company  
Cost Center  
Brentwood Division - 091DIV

	Budget 2013 April	Budget 2013 May	Budget 2013 June	Budget 2013 July	Budget 2013 August	Budget 2013 September
Distribution-Operation supervi - PTO Accrual 8700-01010	0	0	0	0	0	0
Customer accounts-Customer rec - Non-project Labor 9030-01000	0	0	0	0	0	0
Distribution-Operation supervi - Non-project Labor 8700-01000	0	0	0	0	0	0
Mains and Services Expenses - Non-project Labor 8740-01000	0	0	0	0	0	0
Distribution-Measuring and reg - Non-project Labor 8750-01000	0	0	0	0	0	0
Meter and house regulator expe - Non-project Labor 8760-01000	0	0	0	0	0	0
Distribution-Other expenses - Non-project Labor 8800-01000	0	0	0	0	0	0
Distribution-Operation supervi - Capital Labor 8700-01001	0	0	0	0	0	0
Distribution-Operation supervi - Capital Labor Contra 8700-01002	0	0	0	0	0	0
Mains expenses - O&M Project Labor and Contra 8560-01008	0	0	0	0	0	0
Distribution-Operation supervi - C&M Project Labor and Contra 8700-01006	0	0	0	0	0	0
Distribution-Operation supervi - Expense Labor Accrual 8700-01008	0	0	0	0	0	0
Mains and Services Expenses - Expense Labor Accrual 8740-01008	0	0	0	0	0	0
Distribution-Measuring and reg - Expense Labor Accrual 8750-01008	0	0	0	0	0	0
Meter and house regulator expe - Expense Labor Accrual 8760-01008	0	0	0	0	0	0
Distribution-Other expenses - Expense Labor Accrual 8800-01008	0	0	0	0	0	0
Customer accounts-Customer rec - Expense Labor Accrual 9030-01008	0	0	0	0	0	0
Distribution-Operation supervi - Capital Labor Transfer In 8700-01011	0	0	0	0	0	0
Distribution-Operation supervi - Capital Labor Transfer Out 8700-01012	0	0	0	0	0	0
Distribution-Operation supervi - Expense Labor Transfer In 8700-01013	0	0	0	0	0	0
Mains expenses - Expense Labor Transfer In 8560-01013	0	0	0	0	0	0
Distribution-Operation supervi - Expense Labor Transfer Out 8700-01014	0	0	0	0	0	0
Mains expenses - Expense Labor Transfer Out 8560-01014	0	0	0	0	0	0
<b>Labor</b>	<b>222,882</b>	<b>232,804</b>	<b>202,439</b>	<b>232,804</b>	<b>222,682</b>	<b>212,560</b>
A&G-Employee pensions and bene - RSU-Management Incentive Plan 9260-07463	0	0	0	0	0	0
A&G-Employee pensions and bene - Service Awards 9260-07421	0	0	0	0	0	0
Distribution-Operation supervi - Service Awards 8700-07421	0	0	0	0	0	0
A&G-Employee pensions and bene - Uniforms 9260-07443	0	0	0	0	0	0
A&G-Employee pensions and bene - Uniforms Capitalized 9260-07444	0	0	0	0	0	0
Distribution-Operation supervi - Uniforms 8700-07443	0	0	0	0	0	0
Mains and Services Expenses - Uniforms 8740-07443	0	0	0	0	0	0
Distribution-Operation supervi - Uniforms Capitalized 8700-07444	0	0	0	0	0	0
Mains and Services Expenses - Uniforms Capitalized 8740-07444	0	0	0	0	0	0
A&G-Employee pensions and bene - Capitalized Restricted Stock 9260-07450	0	0	0	0	0	0
A&G-Employee pensions and bene - Variable Pay & Mgmt Incentive Plans 9260-07456	0	0	0	0	0	0
A&G-Employee pensions and bene - VPP & MIP - Capital Credit 9260-07454	0	0	0	0	0	0
A&G-Employee pensions and bene - Restricted Stock - Long Term Incenti 9260-07458	0	0	0	0	0	0
A&G-Employee pensions and bene - RSU-Long Term Incentive Plan - Time 9260-07459	0	0	0	0	0	0
A&G-Employee pensions and bene - COLI CSV & Premiums 9260-07487	0	0	0	0	0	0
A&G-Employee pensions and bene - NQ Retirement Cost 9260-07489	0	0	0	0	0	0
A&G-Employee pensions and bene - SERP Capitalized 9260-07490	0	0	0	0	0	0
A&G-Employee pensions and bene - Misc Employee Welfare Exp 9260-07499	0	0	0	0	0	0
Distribution-Operation supervi - Misc Employee Welfare Exp 8700-07499	0	0	0	0	0	0
Customer accounts-Customer rec - Misc Employee Welfare Exp 9030-07499	0	0	0	0	0	0
<b>Employee Welfare</b>	<b>32,301</b>	<b>48,317</b>	<b>34,118</b>	<b>35,158</b>	<b>34,513</b>	<b>35,618</b>
A&G-Employee pensions and bene - Other Benefits Variance 9260-01201	0	0	0	0	0	0
A&G-Employee pensions and bene - Pension Benefits Load 9260-01202	0	0	0	0	0	0
A&G-Employee pensions and bene - FAS106 Benefits Load 9260-01203	0	0	0	0	0	0
A&G-Employee pensions and bene - Pension Benefits Variance 9260-01206	0	0	0	0	0	0
A&G-Employee pensions and bene - FAS106 Benefits Variance 9260-01207	0	0	0	0	0	0
A&G-Injuries & damages - Workers Comp Variance 9250-01208	0	0	0	0	0	0
A&G-Injuries & damages - Workers Comp Insurance 9250-01221	0	0	0	0	0	0
A&G-Employee pensions and bene - Medical Benefits Load 9260-01251	0	0	0	0	0	0
A&G-Employee pensions and bene - Medical Benefits Variance 9260-01252	0	0	0	0	0	0
A&G-Employee pensions and bene - Medical Benefits Load Projects 9260-01253	0	0	0	0	0	0
A&G-Employee pensions and bene - Empr ESOP Benefits Load 9260-01257	0	0	0	0	0	0
A&G-Employee pensions and bene - Empr ESOP Benefits Variance 9260-01258	0	0	0	0	0	0
A&G-Employee pensions and bene - Empr ESOP Benefits Load Projects 9260-01259	0	0	0	0	0	0
A&G-Employee pensions and bene - Emp HSA Benefits Load 9260-01260	0	0	0	0	0	0
A&G-Employee pensions and bene - Emp HSA Benefits Variance 9260-01261	0	0	0	0	0	0
A&G-Employee pensions and bene - Emp HSA Benefits Load Projects 9260-01262	0	0	0	0	0	0
A&G-Employee pensions and bene - RSP FACC Benefits Load 9260-01263	0	0	0	0	0	0
A&G-Employee pensions and bene - RSP FACC Benefits Variance 9260-01264	0	0	0	0	0	0
A&G-Employee pensions and bene - RSP FACC Benefits Load Projects 9260-01265	0	0	0	0	0	0
A&G-Employee pensions and bene - Basic Life Benefits Load 9260-01266	0	0	0	0	0	0
A&G-Employee pensions and bene - Basic Life Benefits Variance 9260-01267	0	0	0	0	0	0
A&G-Employee pensions and bene - Basic Life Benefits Load Projects 9260-01268	0	0	0	0	0	0
A&G-Employee pensions and bene - LTD Benefits Load 9260-01269	0	0	0	0	0	0
A&G-Employee pensions and bene - LTD Benefits Variance 9260-01270	0	0	0	0	0	0
A&G-Employee pensions and bene - LTD Benefits Load Projects 9260-01271	0	0	0	0	0	0
A&G-Employee pensions and bene - Pension Benefits Load Projects 9260-01291	0	0	0	0	0	0
A&G-Employee pensions and bene - FAS106 Benefits Load Projects 9260-01292	0	0	0	0	0	0

	Budget 2013 April	Budget 2013 May	Budget 2013 June	Budget 2013 July	Budget 2013 August	Budget 2013 September
<b>A&amp;G-Injuries &amp; damages - Workers Comp Benefits Load Projects 9250-01293</b>	0	0	0	0	0	0
<b>Benefits</b>	164,371	170,494	152,152	170,494	164,371	158,268
A&G-Property insurance - Blueflame Property Insurance 9240-04069	0	0	0	0	0	0
A&G-Property insurance - Insurance-Other 9240-04070	0	0	0	0	0	0
A&G-Property insurance - Insurance Capitalized 9240-04072	0	0	0	0	0	0
A&G-Injuries & damages - Insurance Reserve 9250-07115	0	0	0	0	0	0
Distribution-Operation supervi - Environmental & Safety 8700-07120	0	0	0	0	0	0
A&G-Injuries & damages - Environmental & Safety 9250-07120	0	0	0	0	0	0
<b>Insurance</b>	50,952	50,913	51,070	50,913	50,952	51,025
Storage well royalties - Building Lease/Rents Capitalized 8250-04580	0	0	0	0	0	0
Distribution-Rents - Building Lease/Rents Capitalized 8810-04580	0	0	0	0	0	0
A&G-Rents - Building Lease/Rents Capitalized 9310-04580	0	0	0	0	0	0
Storage well royalties - Building Lease/Rents 8250-04581	0	0	0	0	0	0
Distribution-Rents - Building Lease/Rents 9810-04581	0	0	0	0	0	0
A&G-Rents - Building Lease/Rents 9310-04581	0	0	0	0	0	0
A&G-Rents - Building Maintenance 9310-04582	0	0	0	0	0	0
Mains and Services Expenses - Building Maintenance 8740-04582	0	0	0	0	0	0
Distribution-Rents - Building Maintenance 8810-04582	0	0	0	0	0	0
Lines expenses - Utilities 8170-04590	0	0	0	0	0	0
Compressor station expenses - Utilities 8180-04590	0	0	0	0	0	0
Compressor station fuel and po - Utilities 8190-04590	0	0	0	0	0	0
Storage-Purification expenses - Utilities 8210-04590	0	0	0	0	0	0
Storage-Other expenses - Utilities 8240-04590	0	0	0	0	0	0
Storage well royalties - Utilities 8250-04590	0	0	0	0	0	0
Mains and Services Expenses - Utilities 8740-04590	0	0	0	0	0	0
Mains expenses - Utilities 8560-04590	0	0	0	0	0	0
Transmission-Measuring and reg - Utilities 8570-04590	0	0	0	0	0	0
Distribution-Operation supervi - Utilities 8700-04590	0	0	0	0	0	0
Distribution-Rents - Misc Rents 8810-04592	0	0	0	0	0	0
Compressor station expenses - Capitalized Utility Costs 8180-04599	0	0	0	0	0	0
Distribution-Operation supervi - Capitalized Utility Costs 8700-04599	0	0	0	0	0	0
Distribution-Rents - Capitalized Utility Costs 8810-04599	0	0	0	0	0	0
Mains expenses - Capitalized Utility Costs 8560-04599	0	0	0	0	0	0
<b>Rent, Maint., &amp; Utilities</b>	40,768	40,768	40,768	40,768	40,768	40,777
Mains and Services Expenses - Vehicle Lease Payments 8740-03002	0	0	0	0	0	0
Distribution-Operation supervi - Capitalized transportation costs 8700-03003	0	0	0	0	0	0
Mains and Services Expenses - Capitalized transportation costs 8740-03003	0	0	0	0	0	0
Distribution-Measuring and reg - Capitalized transportation costs 8750-03003	0	0	0	0	0	0
Distribution-Operation supervi - Vehicle Expense 8700-03004	0	0	0	0	0	0
Mains and Services Expenses - Vehicle Expense 8740-03004	0	0	0	0	0	0
Distribution-Measuring and reg - Vehicle Expense 8750-03004	0	0	0	0	0	0
Mains and Services Expenses - Equipment Lease 8740-04301	0	0	0	0	0	0
Mains and Services Expenses - Heavy Equipment 8740-04302	0	0	0	0	0	0
Distribution-Operation supervi - Heavy Equipment 8700-04302	0	0	0	0	0	0
Distribution-Operation supervi - Heavy Equipment Capitalized 8700-04307	0	0	0	0	0	0
Mains and Services Expenses - Heavy Equipment Capitalized 8740-04307	0	0	0	0	0	0
<b>Vehicles &amp; Equip</b>	8,609	8,609	8,609	8,609	8,609	8,616
Sales-Demonstrating and sellin - Inventory Materials 9120-02001	0	0	0	0	0	0
Distribution-Operation supervi - Inventory Materials 8700-02001	0	0	0	0	0	0
Odozation - Inventory Materials 8711-02001	0	0	0	0	0	0
Sales-Demonstrating and sellin - Warehouse Loading Charge 9120-02004	0	0	0	0	0	0
Distribution-Operation supervi - Warehouse Loading Charge 8700-02004	0	0	0	0	0	0
Odozation - Warehouse Loading Charge 8711-02004	0	0	0	0	0	0
Odozation - Non-Inventory Supplies 8711-02005	0	0	0	0	0	0
Mains and Services Expenses - Non-Inventory Supplies 8740-02005	0	0	0	0	0	0
Distribution-Measuring and reg - Non-Inventory Supplies 8750-02005	0	0	0	0	0	0
Distribution-Measuring and reg - Non-Inventory Supplies 8760-02005	0	0	0	0	0	0
Distribution-Measuring and reg - Non-Inventory Supplies 8770-02005	0	0	0	0	0	0
Mains expenses - Non-Inventory Supplies 8560-02005	0	0	0	0	0	0
Transmission-Maintenance of me - Non-Inventory Supplies 8650-02005	0	0	0	0	0	0
Distribution-Operation supervi - Non-Inventory Supplies 8700-02005	0	0	0	0	0	0
Distribution-Operation supervi - Office Supplies 8700-05010	0	0	0	0	0	0
Mains and Services Expenses - Office Supplies 8740-05010	0	0	0	0	0	0
Distribution-Measuring and reg - Office Supplies 8760-05010	0	0	0	0	0	0
Distribution-Operation supervi - Use 05010 Copier 8700-05211	0	0	0	0	0	0
<b>Materials &amp; Supplies</b>	22,470	22,470	22,470	22,470	22,470	22,486
A&G-Maintenance of general pla - Offsite Storage 9320-04065	0	0	0	0	0	0
Distribution-Operation supervi - Software Maintenance 8700-04201	0	0	0	0	0	0
Distribution-Operation supervi - IT Equipment 8700-04212	0	0	0	0	0	0
<b>Information Technologies</b>	9,250	15,650	9,250	9,250	10,050	9,250
Mains and Services Expenses - Monthly Lines and service 8740-05310	0	0	0	0	0	0
Distribution-Operation supervi - Monthly Lines and service 8700-05310	0	0	0	0	0	0
Distribution-Operation supervi - Long Distance 8700-05312	0	0	0	0	0	0
Distribution-Operation supervi - Toll Free Long Distance 8700-05314	0	0	0	0	0	0
Distribution-Operation supervi - Telecom Maintenance & Repair 8700-05316	0	0	0	0	0	0

	Budget 2013 April	Budget 2013 May	Budget 2013 June	Budget 2013 July	Budget 2013 August	Budget 2013 September
Distribution-Operation supervi - Telephone Directory 8700-05317	0	0	0	0	0	0
Distribution-Operation supervi - Measurement & Meter Reading 8700-05323	0	0	0	0	0	0
Distribution-Operation supervi - WAN/LAN/Internet Service 8700-05331	0	0	0	0	0	0
Distribution-Operation supervi - Cellular, radio, pager charges 8700-05364	0	0	0	0	0	0
Distribution-Operation supervi - Cell service for MDTs, PCs, SCADA 8700-05376	0	0	0	0	0	0
Distribution-Operation supervi - Cell phone equipment and accessories 8700-05377	0	0	0	0	0	0
Distribution-Operation supervi - Capitalized Telecom Costs 8700-05399	0	0	0	0	0	0
Mains and Services Expenses - Capitalized Telecom Costs 8740-05399	0	0	0	0	0	0
<b>Telecom</b>	<b>60,308</b>	<b>60,356</b>	<b>60,431</b>	<b>60,266</b>	<b>60,399</b>	<b>60,378</b>
Distribution-Operation supervi - Required By Law, Safety 8700-04002	0	0	0	0	0	0
Distribution-Operation supervi - Safety 8700-04018	0	0	0	0	0	0
Distribution-Operation supervi - Promo Other, Misc 8700-04021	0	0	0	0	0	0
Sales-Advertising expenses - Promo Other, Misc 9130-04021	0	0	0	0	0	0
Customer service-Operating ass - Community Rel&Trade Shows 9080-04040	0	0	0	0	0	0
Sales-Supervision - Community Rel&Trade Shows 9110-04040	0	0	0	0	0	0
Distribution-Operation supervi - Community Rel&Trade Shows 8700-04040	0	0	0	0	0	0
Customer service-Miscellaneous - Customer Relations & Assist 9100-04046	0	0	0	0	0	0
Sales-Demonstrating and sellin - Customer Relations & Assist 9120-04046	0	0	0	0	0	0
<b>Marketing</b>	<b>23,777</b>	<b>23,477</b>	<b>23,477</b>	<b>23,477</b>	<b>23,477</b>	<b>23,455</b>
Distribution-Operation supervi - Membership Fees 8700-05415	0	0	0	0	0	0
Distribution-Operation supervi - Club Dues - Deductible 8700-05417	0	0	0	0	0	0
Miscellaneous general expenses - Association Dues 9302-07510	0	0	0	0	0	0
Distribution-Operation supervi - Association Dues 8700-07510	0	0	0	0	0	0
<b>Dues &amp; Donations</b>	<b>13,300</b>	<b>10,020</b>	<b>29,237</b>	<b>19,496</b>	<b>9,985</b>	<b>9,796</b>
Distribution-Operation supervi - Postage/Delivery Services 8700-05111	0	0	0	0	0	0
Mains and Services Expenses - Postage/Delivery Services 8740-05111	0	0	0	0	0	0
Distribution-Measuring and reg - Postage/Delivery Services 8760-05111	0	0	0	0	0	0
A&G-Office supplies & expense - Postage/Delivery Services 9210-05111	0	0	0	0	0	0
<b>Print &amp; Postages</b>	<b>2,364</b>	<b>2,364</b>	<b>2,364</b>	<b>2,364</b>	<b>2,364</b>	<b>2,365</b>
Customer accounts-Customer rec - Meals and Entertainment 9030-05411	0	0	0	0	0	0
A&G-Office supplies & expense - Meals and Entertainment 9210-05411	0	0	0	0	0	0
Transmission-Operation supervi - Meals and Entertainment 8500-05411	0	0	0	0	0	0
Distribution-Operation supervi - Meals and Entertainment 8700-05411	0	0	0	0	0	0
Distribution-Other expenses - Meals and Entertainment 8900-05411	0	0	0	0	0	0
Distribution-Operation supervi - Spousal & Dependent Travel 8700-05412	0	0	0	0	0	0
A&G-Office supplies & expense - Transportation 9210-05413	0	0	0	0	0	0
Distribution-Operation supervi - Transportation 8700-05413	0	0	0	0	0	0
Distribution-Other expenses - Transportation 8800-05413	0	0	0	0	0	0
Customer accounts-Customer rec - Transportation 9030-05413	0	0	0	0	0	0
A&G-Office supplies & expense - Lodging 9210-05414	0	0	0	0	0	0
Transmission-Operation supervi - Lodging 8500-05414	0	0	0	0	0	0
Distribution-Operation supervi - Lodging 8700-05414	0	0	0	0	0	0
Distribution-Other expenses - Lodging 8800-05414	0	0	0	0	0	0
Customer accounts-Customer rec - Lodging 9030-05414	0	0	0	0	0	0
Distribution-Operation supervi - Misc Employee Expense 8700-05419	0	0	0	0	0	0
Distribution-Other expenses - Misc Employee Expense 8800-05419	0	0	0	0	0	0
<b>Travel &amp; Entertainment</b>	<b>49,887</b>	<b>49,387</b>	<b>51,237</b>	<b>49,137</b>	<b>49,587</b>	<b>49,661</b>
Distribution-Operation supervi - Employee Development 8700-05420	0	0	0	0	0	0
Distribution-Operation supervi - Training 8700-05421	0	0	0	0	0	0
Distribution-Operation supervi - Books & Manuals 8700-05424	0	0	0	0	0	0
Distribution-Operation supervi - Safety Training 8700-05426	0	0	0	0	0	0
Distribution-Operation supervi - Work Environment Training 8700-05429	0	0	0	0	0	0
<b>Training</b>	<b>10,177</b>	<b>9,062</b>	<b>5,334</b>	<b>5,729</b>	<b>5,333</b>	<b>6,563</b>
Transmission-Operation supervi - Contract Labor 8500-06111	0	0	0	0	0	0
Mains expenses - Contract Labor 8560-06111	0	0	0	0	0	0
Distribution-Operation supervi - Contract Labor 8700-06111	0	0	0	0	0	0
Mains and Services Expenses - Contract Labor 8740-06111	0	0	0	0	0	0
A&G-Outside services employed - Contract Labor 9230-06111	0	0	0	0	0	0
Customer accounts-Customer rec - Collection Fees 9030-06112	0	0	0	0	0	0
Customer accounts-Customer rec - Bill Print Fees 9030-06116	0	0	0	0	0	0
A&G-Outside services employed - Legal 9230-06121	0	0	0	0	0	0
<b>Outside Services</b>	<b>316,948</b>	<b>316,948</b>	<b>316,948</b>	<b>316,948</b>	<b>315,948</b>	<b>316,941</b>
A&G-Administrative & general s - A&G Overhead Clearing 9200-04663	0	0	0	0	0	0
Distribution-Operation supervi - Land Rights 8700-04689	0	0	0	0	0	0
A&G-Employee pensions and bene - Misc General Expense 9260-07590	0	0	0	0	0	0
Distribution-Operation supervi - Misc General Expense 8700-07590	0	0	0	0	0	0
Mains and Services Expenses - Misc General Expense 8740-07590	0	0	0	0	0	0
A&G-Office supplies & expense - UCG Beginning Balance 3-31-99 9210-09195	0	0	0	0	0	0
Distribution-Operation supervi - Reimbursements 8700-09911	0	0	0	0	0	0
<b>Miscellaneous</b>	<b>16,844</b>	<b>21,440</b>	<b>6,100</b>	<b>4,728</b>	<b>6,590</b>	<b>6,462</b>
<b>Total O&amp;M Expenses Before Allocations</b>	<b>1,045,009</b>	<b>1,083,080</b>	<b>1,016,002</b>	<b>1,046,608</b>	<b>1,029,099</b>	<b>1,014,333</b>

View  
Type  
Company  
Cost Center  
Kentucky Division - 009DIV

	Fiscal 2013 YTD February	Fiscal 2013 October	Fiscal 2013 November	Fiscal 2013 December	Fiscal 2013 January	Fiscal 2013 February	Fiscal 2013 March	Fiscal 2013 April	Fiscal 2013 May	Fiscal 2013 June	Fiscal 2013 July	Fiscal 2013 August	Fiscal 2013 September	Budget 2013 February	Budget 2013 March
Distribution-Maint of mains - Non-project Labor 8870-01000	16,159	2,713	3,680	2,443	4,273	3,050	0	0	0	0	0	0	0	0	0
Maintenance of services - Non-project Labor 8920-01000	5,420	867	1,893	518	1,079	1,052	0	0	0	0	0	0	0	0	0
Maintenance of meters and hous - Non-project Labor 8930-01000	19,900	5,434	3,045	2,859	3,392	4,270	0	0	0	0	0	0	0	0	0
Customer accounts-Meter readin - Non-project Labor 9020-01000	187,570	19,195	45,011	30,361	37,815	35,199	0	0	0	0	0	0	0	0	0
Customer accounts-Customer rec - Non-project Labor 9030-01000	133,616	26,041	32,371	22,037	24,088	29,100	0	0	0	0	0	0	0	0	0
Customer service-Operating inf - Non-project Labor 9090-01000	40,006	7,132	10,956	7,306	7,306	7,306	0	0	0	0	0	0	0	0	0
Sales-Supervision - Non-project Labor 9110-01000	64,324	11,541	17,601	11,715	11,732	11,736	0	0	0	0	0	0	0	0	0
A&G-Administrative & general s - Non-project Labor 9200-01000	157,448	29,151	43,202	28,193	28,431	28,471	0	0	0	0	0	0	0	0	0
Wells expenses - Non-project Labor 8160-01000	32,257	5,469	7,145	8,578	5,806	5,259	0	0	0	0	0	0	0	0	0
Lines expenses - Non-project Labor 8170-01000	22,375	1,687	7,326	4,320	3,916	5,127	0	0	0	0	0	0	0	0	0
Compressor station expenses - Non-project Labor 8180-01000	6,920	862	3,444	1,111	752	751	0	0	0	0	0	0	0	0	0
Storage-Measuring and regulati - Non-project Labor 8200-01000	1,058	150	109	301	382	137	0	0	0	0	0	0	0	0	0
Storage-Purification expenses - Non-project Labor 8210-01000	9,344	0	307	334	3,964	4,716	0	0	0	0	0	0	0	0	0
Maintenance of compressor stat - Non-project Labor 8340-01000	2,020	0	1,038	982	-	-	0	0	0	0	0	0	0	0	0
Processing-Maintenance of puri - Non-project Labor 8360-01000	246	0	245	-	-	-	0	0	0	0	0	0	0	0	0
Mains expenses - Non-project Labor 8560-01000	65,360	9,883	20,731	10,801	13,075	10,860	0	0	0	0	0	0	0	0	0
Transmission-Measuring and reg - Non-project Labor 8570-01000	34,476	5,561	9,927	8,781	5,565	5,641	0	0	0	0	0	0	0	0	0
Transmission-Maintenance of ma - Non-project Labor 8630-01000	5,483	5,288	1,773	-	89	1,333	0	0	0	0	0	0	0	0	0
Transmission-Maintenance of me - Non-project Labor 8650-01000	123	0	0	0	0	123	0	0	0	0	0	0	0	0	0
Distribution-Operation supervi - Non-project Labor 8700-01000	330,139	52,846	83,148	72,286	68,541	53,319	0	0	0	0	0	0	0	0	0
Mains and Services Expenses - Non-project Labor 8740-01000	482,278	52,335	118,874	84,673	89,065	97,334	0	0	0	0	0	0	0	0	0
Distribution-Measuring and reg - Non-project Labor 8750-01000	92,845	17,684	24,557	13,856	17,952	16,387	0	0	0	0	0	0	0	0	0
Distribution-Measuring and reg - Non-project Labor 8760-01000	10,508	2,588	3,625	-	2,126	2,169	0	0	0	0	0	0	0	0	0
Distribution-Measuring and reg - Non-project Labor 8770-01000	16,220	949	4,432	4,095	3,944	2,800	0	0	0	0	0	0	0	0	0
Meter and house regulator expe - Non-project Labor 8780-01000	309,205	53,748	85,501	55,600	60,041	53,314	0	0	0	0	0	0	0	0	0
Customer installations expense - Non-project Labor 8790-01000	7,501	155	1,702	1,309	3,336	999	0	0	0	0	0	0	0	0	0
Distribution-Other expenses - Non-project Labor 8800-01000	42,729	8,016	7,958	841	4,974	20,940	0	0	0	0	0	0	0	0	0
Distribution-Operation supervi - Capital Labor 8700-01001	2,522,825	469,733	699,380	486,614	448,489	438,610	0	0	0	0	0	0	0	0	0
Distribution-Operation supervi - Capital Labor Contra 8700-01002	(2,518,427)	(470,540)	(694,623)	(466,658)	(449,324)	(437,281)	0	0	0	0	0	0	0	0	0
Mains expenses - O&M Project Labor and Contra 8560-01006	1,750	0	0	1,750	-	-	0	0	0	0	0	0	0	0	0
Distribution-Operation supervi - O&M Project Labor and Contra 8700-01006	41,174	687	26,344	8,402	4,345	1,196	0	0	0	0	0	0	0	0	0
Wells expenses - Expense Labor Accrual 8160-01008	759	1,947	(2,364)	1,363	39	(246)	0	0	0	0	0	0	0	0	0
Lines expenses - Expense Labor Accrual 8170-01008	803	(408)	125	75	456	545	0	0	0	0	0	0	0	0	0
Compressor station expenses - Expense Labor Accrual 8180-01008	338	560	14	(241)	5	(0)	0	0	0	0	0	0	0	0	0
Storage-Measuring and regulati - Expense Labor Accrual 8200-01008	2	38	(80)	72	73	(101)	0	0	0	0	0	0	0	0	0
Storage-Purification expenses - Expense Labor Accrual 8210-01008	2,123	0	51	48	1,632	330	0	0	0	0	0	0	0	0	0
Maintenance of compressor stat - Expense Labor Accrual 8340-01008	(59)	(59)	173	122	-	(296)	0	0	0	0	0	0	0	0	0
Processing-Maintenance of puri - Expense Labor Accrual 8360-01008	-	0	41	(41)	0	0	0	0	0	0	0	0	0	0	0
Mains expenses - Expense Labor Accrual 8560-01008	2,018	3,561	(2,975)	(215)	2,643	(987)	0	0	0	0	0	0	0	0	0
Transmission-Measuring and reg - Expense Labor Accrual 8570-01008	73	1,150	(2,127)	1,147	(130)	34	0	0	0	0	0	0	0	0	0
Transmission-Maintenance of ma - Expense Labor Accrual 8630-01008	(2,094)	743	(3,142)	(295)	40	560	0	0	0	0	0	0	0	0	0
Transmission-Maintenance of me - Expense Labor Accrual 8650-01008	55	0	0	0	0	55	0	0	0	0	0	0	0	0	0
Distribution-Operation supervi - Expense Labor Accrual 8700-01008	1,079	10,418	(20,224)	6,601	10,117	(5,833)	0	0	0	0	0	0	0	0	0
Mains and Services Expenses - Expense Labor Accrual 8740-01008	3,341	19,559	(40,206)	5,590	14,677	3,721	0	0	0	0	0	0	0	0	0
Distribution-Measuring and reg - Expense Labor Accrual 8750-01008	(2,706)	521	(7,342)	(3)	3,922	196	0	0	0	0	0	0	0	0	0
Distribution-Measuring and reg - Expense Labor Accrual 8760-01008	(1,343)	(637)	(1,078)	(604)	957	19	0	0	0	0	0	0	0	0	0
Distribution-Measuring and reg - Expense Labor Accrual 8770-01008	1,157	524	122	490	545	(515)	0	0	0	0	0	0	0	0	0
Meter and house regulator expe - Expense Labor Accrual 8780-01008	(4,065)	6,880	(20,519)	2,263	10,338	(3,027)	0	0	0	0	0	0	0	0	0
Customer installations expense - Expense Labor Accrual 8790-01008	(71)	(419)	183	109	1,108	(1,052)	0	0	0	0	0	0	0	0	0
Distribution-Other expenses - Expense Labor Accrual 8800-01008	7,723	3,510	(3,894)	(1,074)	1,866	7,185	0	0	0	0	0	0	0	0	0
Distribution-Maint of mains - Expense Labor Accrual 8870-01008	(1,793)	(1,402)	(1,150)	119	1,190	(551)	0	0	0	0	0	0	0	0	0
Maintenance of services - Expense Labor Accrual 8920-01008	3	89	(248)	(160)	350	(8)	0	0	0	0	0	0	0	0	0
Maintenance of meters and hous - Expense Labor Accrual 8930-01008	201	1,812	(3,025)	350	669	-	0	0	0	0	0	0	0	0	0
Customer accounts-Operation su - Expense Labor Accrual 9010-01008	(103)	(109)	-	-	-	-	0	0	0	0	0	0	0	0	0
Customer accounts-Meter readin - Expense Labor Accrual 9020-01008	7,284	3,921	(4,975)	1,603	7,911	(1,177)	0	0	0	0	0	0	0	0	0
Customer accounts-Customer rec - Expense Labor Accrual 9030-01008	(1,674)	2,158	(11,532)	1,218	4,220	2,284	0	0	0	0	0	0	0	0	0
Customer service-Operating inf - Expense Labor Accrual 9090-01008	(191)	1,157	(2,809)	365	1,096	(0)	0	0	0	0	0	0	0	0	0
Sales-Supervision - Expense Labor Accrual 9110-01008	(395)	1,825	(4,568)	551	1,765	2	0	0	0	0	0	0	0	0	0
A&G-Administrative & general s - Expense Labor Accrual 9200-01008	(1,874)	4,462	(11,748)	1,258	4,358	18	0	0	0	0	0	0	0	0	0
Distribution-Operation supervi - Capital Labor Transfer In 8700-01011	1,324,799	230,583	370,989	242,613	267,515	212,798	0	0	0	0	0	0	0	0	0
Distribution-Operation supervi - Capital Labor Transfer Out 8700-01012	(1,329,197)	(230,077)	(375,748)	(242,569)	(266,679)	(214,126)	0	0	0	0	0	0	0	0	0
Distribution-Operation supervi - Expense Labor Transfer In 8700-01013	17,061	887	3,169	5,204	4,345	3,455	0	0	0	0	0	0	0	0	0
Mains expenses - Expense Labor Transfer In 8560-01013	1,750	0	0	1,750	-	-	0	0	0	0	0	0	0	0	0
Distribution-Operation supervi - Expense Labor Transfer Out 8700-01014	(41,174)	(887)	(26,344)	(6,402)	(4,345)	(1,196)	0	0	0	0	0	0	0	0	0
Mains expenses - Expense Labor Transfer Out 8560-01014	(1,750)	0	0	(1,750)	-	-	0	0	0	0	0	0	0	0	0
<b>Labor</b>	<b>2,107,239</b>	<b>422,006</b>	<b>389,880</b>	<b>401,004</b>	<b>475,674</b>	<b>408,675</b>	<b>0</b>	<b>0</b>	<b>0</b>	<b>0</b>	<b>0</b>	<b>0</b>	<b>0</b>	<b>419,897</b>	<b>427,382</b>
A&G-Employee pensions and bene - Uniforms 9280-07443	47,622	27,432	3,798	8,921	4,387	3,084	0	0	0	0	0	0	0	0	0
Meter and house regulator expe - Uniforms 8780-07443	127	127	-	-	-	-	0	0	0	0	0	0	0	0	0
Customer accounts-Meter readin - Uniforms 9020-07443	954	395	93	136	106	242	0	0	0	0	0	0	0	0	0
Mains expenses - Uniforms 8560-07443	4,031	1,844	677	1,259	1,844	53	0	0	0	0	0	0	0	0	0
Mains and Services Expenses - Uniforms 8740-07443	2,504	492	375	740	426	471	0	0	0	0	0	0	0	0	0
Mains expenses - Uniforms Capitalized 8560-07444	(583)	(393)	(76)	(87)	(21)	(6)	0	0	0	0	0	0	0	0	0



	Fiscal 2013 YTD February	Fiscal 2013 October	Fiscal 2013 November	Fiscal 2013 December	Fiscal 2013 January	Fiscal 2013 February	Fiscal 2013 March	Fiscal 2013 April	Fiscal 2013 May	Fiscal 2013 June	Fiscal 2013 July	Fiscal 2013 August	Fiscal 2013 September	Budget 2013 February	Budget 2013 March
Mains and Services Expenses - Vehicle Lease Payments 8740-03002	290,527	58,452	55,821	65,929	62,832	47,394	0	0	0	0	0	0	0	0	0
Mains expenses - Capitalized transportation costs 8560-03003	(77)	(2)	(3)	(7)	(13)	(52)	0	0	0	0	0	0	0	0	0
Distribution-Operation supervi - Capitalized transportation costs 8700-03003	(1,425)	(82)	(379)	(197)	(199)	(568)	0	0	0	0	0	0	0	0	0
Mains and Services Expenses - Capitalized transportation costs 8740-03003	(431,393)	(98,853)	(84,315)	(90,269)	(80,934)	(77,023)	0	0	0	0	0	0	0	0	0
Distribution-Measuring and reg - Capitalized transportation costs 8750-03003	(308)	(5)	(11)	-	-	(291)	0	0	0	0	0	0	0	0	0
Meter and house regulator expe - Capitalized transportation costs 8780-03003	(723)	(239)	(173)	(73)	(17)	(222)	0	0	0	0	0	0	0	0	0
Customer accounts-Meter readin - Capitalized transportation costs 9020-03003	(72)	(14)	-	-	-	(58)	0	0	0	0	0	0	0	0	0
Mains expenses - Vehicle Expense 8560-03004	806	8	30	103	114	551	0	0	0	0	0	0	0	0	0
Distribution-Operation supervi - Vehicle Expense 8700-03004	2,902	146	572	313	390	1,481	0	0	0	0	0	0	0	0	0
Mains and Services Expenses - Vehicle Expense 8740-03004	474,869	110,599	89,291	91,832	85,602	97,625	0	0	0	0	0	0	0	0	0
Distribution-Measuring and reg - Vehicle Expense 8750-03004	893	12	18	-	-	663	0	0	0	0	0	0	0	0	0
Meter and house regulator expe - Vehicle Expense 8780-03004	1,124	368	259	110	27	351	0	0	0	0	0	0	0	0	0
Customer accounts-Meter readin - Vehicle Expense 9020-03004	121	21	-	-	-	100	0	0	0	0	0	0	0	0	0
Mains and Services Expenses - Equipment Lease 8740-04301	122,936	23,763	25,543	29,199	22,954	22,378	0	0	0	0	0	0	0	0	0
Mains and Services Expenses - Heavy Equipment 8740-04302	72,347	17,001	15,546	10,209	14,505	15,086	0	0	0	0	0	0	0	0	0
Meter and house regulator expe - Heavy Equipment 8780-04302	211	6	205	-	-	0	0	0	0	0	0	0	0	0	0
Mains expenses - Heavy Equipment 8560-04302	8,725	2,716	3,275	126	2,214	392	0	0	0	0	0	0	0	0	0
Transmission-Maintenance of ma - Heavy Equipment 8530-04302	48	48	-	-	-	0	0	0	0	0	0	0	0	0	0
Distribution-Operation supervi - Heavy Equipment 8700-04302	81	0	2	-	19	60	0	0	0	0	0	0	0	0	0
Mains expenses - Heavy Equipment Capitalized 8560-04307	(8,550)	(2,662)	(3,210)	(125)	(2,170)	(384)	0	0	0	0	0	0	0	0	0
Transmission-Maintenance of ma - Heavy Equipment Capitalized 8630-04307	(47)	(47)	-	-	-	0	0	0	0	0	0	0	0	0	0
Distribution-Operation supervi - Heavy Equipment Capitalized 8700-04307	(79)	0	(2)	-	(19)	(59)	0	0	0	0	0	0	0	0	0
Mains and Services Expenses - Heavy Equipment Capitalized 8740-04307	(191,377)	(39,949)	(40,268)	(38,619)	(35,828)	(36,714)	0	0	0	0	0	0	0	0	0
Meter and house regulator expe - Heavy Equipment Capitalized 8780-04307	(207)	(6)	(201)	-	-	0	0	0	0	0	0	0	0	0	0
<b>Vehicles &amp; Equip</b>	<b>341,151</b>	<b>71,280</b>	<b>61,942</b>	<b>68,532</b>	<b>68,878</b>	<b>70,718</b>	<b>0</b>	<b>0</b>	<b>0</b>	<b>0</b>	<b>0</b>	<b>0</b>	<b>0</b>	<b>82,915</b>	<b>82,866</b>
Mains expenses - Inventory Materials 8560-02001	2,033	0	1,889	144	-	-	0	0	0	0	0	0	0	0	0
Mains and Services Expenses - Inventory Materials 8740-02001	39,681	8,228	8,412	9,523	7,282	6,236	0	0	0	0	0	0	0	0	0
Mains expenses - Warehouse Loading Charge 8550-02004	81	0	76	6	-	0	0	0	0	0	0	0	0	0	0
Mains and Services Expenses - Warehouse Loading Charge 8740-02004	1,587	329	336	381	291	249	0	0	0	0	0	0	0	0	0
Odorization - Non-Inventory Supplies 8711-02005	1,286	0	0	0	1,286	0	0	0	0	0	0	0	0	0	0
Mains and Services Expenses - Non-Inventory Supplies 8740-02005	62,417	13,827	9,812	9,780	16,281	12,717	0	0	0	0	0	0	0	0	0
Distribution-Measuring and reg - Non-Inventory Supplies 8750-02005	9,962	201	4,363	2,022	2,311	1,065	0	0	0	0	0	0	0	0	0
Distribution-Measuring and reg - Non-Inventory Supplies 8780-02005	211	71	129	-	-	12	0	0	0	0	0	0	0	0	0
Distribution-Measuring and reg - Non-Inventory Supplies 8770-02005	11,261	673	413	736	6,568	2,871	0	0	0	0	0	0	0	0	0
Meter and house regulator expe - Non-Inventory Supplies 8780-02005	1,372	542	137	215	86	392	0	0	0	0	0	0	0	0	0
Customer installations expense - Non-Inventory Supplies 8790-02005	599	184	57	95	243	59	0	0	0	0	0	0	0	0	0
Distribution-Other expenses - Non-Inventory Supplies 8800-02005	2,160	89	765	168	375	783	0	0	0	0	0	0	0	0	0
Distribution-Rents - Non-Inventory Supplies 8810-02005	907	181	85	633	7	0	0	0	0	0	0	0	0	0	0
Maintenance of measuring and r - Non-Inventory Supplies 8890-02005	2,709	2,709	-	-	-	0	0	0	0	0	0	0	0	0	0
Maintenance of measuring and r - Non-Inventory Supplies 8900-02005	2,409	0	0	0	2,409	0	0	0	0	0	0	0	0	0	0
Maintenance of measuring and r - Non-Inventory Supplies 8910-02005	1,929	0	0	1,828	-	0	0	0	0	0	0	0	0	0	0
Distribution-Maintenance of ot - Non-Inventory Supplies 8940-02005	5,403	2,158	1,178	962	862	193	0	0	0	0	0	0	0	0	0
Customer accounts-Meter readin - Non-Inventory Supplies 9020-02005	123	44	34	8	(24)	41	0	0	0	0	0	0	0	0	0
Customer accounts-Customer rec - Non-Inventory Supplies 9030-02005	103	(14)	-	-	137	0	0	0	0	0	0	0	0	0	0
Wells expenses - Non-Inventory Supplies 8160-02005	2,452	283	1,257	250	473	179	0	0	0	0	0	0	0	0	0
Lines expenses - Non-Inventory Supplies 8170-02005	330	165	-	-	9	166	0	0	0	0	0	0	0	0	0
Compressor station expenses - Non-Inventory Supplies 8180-02005	2,217	1,114	444	373	210	77	0	0	0	0	0	0	0	0	0
Storage-Measuring and regulati - Non-Inventory Supplies 8200-02005	130	0	0	0	0	130	0	0	0	0	0	0	0	0	0
Storage-Purification expenses - Non-Inventory Supplies 8210-02005	1,207	0	101	247	122	737	0	0	0	0	0	0	0	0	0
Maintenance of compressor stat - Non-Inventory Supplies 8340-02005	38	0	21	17	-	0	0	0	0	0	0	0	0	0	0
Processing-Maintenance of puri - Non-Inventory Supplies 8360-02005	44	0	42	-	2	-	0	0	0	0	0	0	0	0	0
Mains expenses - Non-Inventory Supplies 8560-02005	8,794	2,086	1,444	1,807	2,270	1,188	0	0	0	0	0	0	0	0	0
Transmission-Measuring and reg - Non-Inventory Supplies 8570-02005	2,626	793	251	840	593	148	0	0	0	0	0	0	0	0	0
Transmission-Maintenance of ma - Non-Inventory Supplies 8530-02005	251	0	281	-	-	0	0	0	0	0	0	0	0	0	0
Transmission-Maintenance of me - Non-Inventory Supplies 8550-02005	206	0	111	95	-	0	0	0	0	0	0	0	0	0	0
Distribution-Operation supervi - Non-Inventory Supplies 8700-02005	5,422	455	472	1,013	1,337	2,145	0	0	0	0	0	0	0	0	0
Distribution-Maintenance of ot - Office Supplies 8940-05010	90	0	90	-	-	0	0	0	0	0	0	0	0	0	0
Customer accounts-Operation su - Office Supplies 9010-05010	29	0	0	0	0	29	0	0	0	0	0	0	0	0	0
Customer accounts-Customer rec - Office Supplies 9030-05010	3,153	288	1,122	396	763	585	0	0	0	0	0	0	0	0	0
Customer service-Operatng Inf - Office Supplies 9030-05010	24	0	0	131	24	0	0	0	0	0	0	0	0	0	0
Sales-Supervision - Office Supplies 9110-05010	417	224	-	131	61	-	0	0	0	0	0	0	0	0	0
Sales-Advertising expenses - Office Supplies 9130-05010	131	0	0	131	-	0	0	0	0	0	0	0	0	0	0
A&G-Office supplies & expense - Office Supplies 9210-05010	44	0	0	27	12	6	0	0	0	0	0	0	0	0	0
A&G-Employee pensions and bene - Office Supplies 9260-05010	26	26	-	-	-	0	0	0	0	0	0	0	0	0	0
Distribution-Operation supervi - Office Supplies 8700-05010	27,357	5,517	4,143	4,519	7,498	5,680	0	0	0	0	0	0	0	0	0
Mains and Services Expenses - Office Supplies 8740-05010	4,263	974	705	312	1,590	692	0	0	0	0	0	0	0	0	0
Meter and house regulator expe - Office Supplies 8780-05010	7,375	2,355	1,370	969	1,358	1,327	0	0	0	0	0	0	0	0	0
Distribution-Other expenses - Office Supplies 8800-05010	647	0	0	127	223	295	0	0	0	0	0	0	0	0	0
Distribution-Rents - Office Supplies 8810-05010	1	0	0	0	0	1	0	0	0	0	0	0	0	0	0
<b>Materials &amp; Supplies</b>	<b>213,434</b>	<b>43,522</b>	<b>39,518</b>	<b>37,741</b>	<b>52,262</b>	<b>40,390</b>	<b>0</b>	<b>0</b>	<b>0</b>	<b>0</b>	<b>0</b>	<b>0</b>	<b>0</b>	<b>45,464</b>	<b>45,464</b>
Distribution-Operation supervi - Software Maintenance 8700-04201	211	0	200	-	12	-	0	0	0	0	0	0	0	0	0
Storage-Operation supervision - Software Maintenance 8140-04201	541	541	-	-	-	0	0	0	0	0	0	0	0	0	0
Distribution-Operation supervi - IT Equipment 8700-04212	6,205	3,925	570	570	570	570	0	0	0	0	0	0	0	0	0
<b>Information Technologies</b>	<b>6,959</b>	<b>4,496</b>	<b>770</b>	<b>570</b>	<b>592</b>	<b>570</b>	<b>0</b>	<b>0</b>	<b>0</b>	<b>0</b>	<b>0</b>	<b>0</b>	<b>0</b>	<b>269</b>	<b>269</b>
Distribution-Operation supervi - Monthly Lines and service 8700-05310	27,229	5,563	5,863	5,054	5,254	5,664	0	0	0	0	0	0	0	0	0
Distribution-Operation supervi - Long Distance 8700-05312	731	131	335	134	81	50	0	0	0	0	0	0	0	0	0
Distribution-Operation supervi - Toll Free Long Distance 8700-05314	28,618	4,774	5,988	5,999	5,408	6,450	0	0	0	0	0	0	0	0	0
Distribution-Operation supervi - Measurement & Meter Reading 8700-05323	1,198	498	182	109	150	291	0	0	0	0	0	0	0	0	0



	Fiscal 2013 YTD February	Fiscal 2013 October	Fiscal 2013 November	Fiscal 2013 December	Fiscal 2013 January	Fiscal 2013 February	Fiscal 2013 March	Fiscal 2013 April	Fiscal 2013 May	Fiscal 2013 June	Fiscal 2013 July	Fiscal 2013 August	Fiscal 2013 September	Budget 2013 February	Budget 2013 March
Meter and house regulator expe - Measurement & Meter Reading 8780-05323	481	0	491	-	-	0	0	0	0	0	0	0	0	0	0
Distribution-Operation supervi - WAN/LAN/Internet Service 8700-05331	5,625	1,337	1,150	314	1,730	1,095	0	0	0	0	0	0	0	0	0
Distribution-Operation supervi - Cellular, radio, pager charges 8700-05364	41,542	5,116	5,292	8,945	21,163	24	0	0	0	0	0	0	0	0	0
Mains and Services Expenses - Cellular, radio, pager charges 8740-05364	115	0	0	0	70	45	0	0	0	0	0	0	0	0	0
Distribution-Maintenance of - Cellular, radio, pager charges 8940-05364	528	0	130	133	265	-	0	0	0	0	0	0	0	0	0
Sales-Supervision - Cellular, radio, pager charges 9110-05364	42	42	-	-	-	-	0	0	0	0	0	0	0	0	0
Distribution-Operation supervi - Cell service for MDT's, P.C's, SCADA 8700-05376	18,838	1,566	3,332	4,620	9,092	227	0	0	0	0	0	0	0	0	0
Sales-Supervision - Cell phone equipment and accessories 9110-05377	117	0	0	117	-	-	0	0	0	0	0	0	0	0	0
Meter and house regulator expe - Cell phone equipment and accessories 8780-05377	184	40	42	73	-	29	0	0	0	0	0	0	0	0	0
Mains expenses - Cell phone equipment and accessories 8560-05377	115	0	105	-	11	-	0	0	0	0	0	0	0	0	0
Distribution-Operation supervi - Cell phone equipment and accessories 8700-05377	769	61	183	101	270	154	0	0	0	0	0	0	0	0	0
Mains and Services Expenses - Cell phone equipment and accessories 8740-05377	228	148	37	42	-	-	0	0	0	0	0	0	0	0	0
Sales-Supervision - Capitalized Telecom Costs 9110-05399	(86)	(23)	-	(65)	-	-	0	0	0	0	0	0	0	0	0
Meter and house regulator expe - Capitalized Telecom Costs 8780-05399	(101)	(22)	(23)	(41)	-	(15)	0	0	0	0	0	0	0	0	0
Distribution-Maintenance of - Capitalized Telecom Costs 8940-05399	(287)	0	(72)	(74)	(141)	-	0	0	0	0	0	0	0	0	0
Distribution-Operation supervi - Capitalized Telecom Costs 8700-05399	(49,736)	(7,346)	(8,412)	(10,793)	(19,425)	(5,761)	0	0	0	0	0	0	0	0	0
Mains and Services Expenses - Capitalized Telecom Costs 8740-05399	(186)	(81)	(21)	(24)	(37)	(24)	0	0	0	0	0	0	0	0	0
<b>Telecom</b>	<b>75,972</b>	<b>11,797</b>	<b>14,400</b>	<b>15,656</b>	<b>23,891</b>	<b>10,228</b>	<b>0</b>	<b>0</b>	<b>0</b>	<b>0</b>	<b>0</b>	<b>0</b>	<b>0</b>	<b>11,409</b>	<b>12,488</b>
Distribution-Measuring and reg - Required By Law, Safety 8750-04002	50	0	0	0	50	-	0	0	0	0	0	0	0	0	0
Sales-Demonstrating and sellin - Promo Other, Misc 9120-04021	935	260	55	-	391	229	0	0	0	0	0	0	0	0	0
Distribution-Measuring and reg - Promo Other, Misc 8750-04021	50	0	50	-	-	-	0	0	0	0	0	0	0	0	0
Customer service-Operating inf - Community Rel&Trade Shows 9090-04040	303	0	0	0	0	303	0	0	0	0	0	0	0	0	0
Sales-Supervision - Community Rel&Trade Shows 9110-04040	1,770	23	956	215	340	237	0	0	0	0	0	0	0	0	0
Sales-Demonstrating and sellin - Community Rel&Trade Shows 9120-04040	4,437	85	2,036	240	1,987	129	0	0	0	0	0	0	0	0	0
Sales-Advertising expenses - Community Rel&Trade Shows 9130-04040	898	450	-	-	248	-	0	0	0	0	0	0	0	0	0
Sales-Advertising expenses - Advertising 9130-04044	5,681	1,690	823	-	1,738	1,431	0	0	0	0	0	0	0	0	0
Customer service-Operating inf - Customer Relations & Assist 9090-04046	12,054	7,841	4,199	14	-	-	0	0	0	0	0	0	0	0	0
Sales-Supervision - Customer Relations & Assist 9110-04046	3,505	765	27	6	2,049	658	0	0	0	0	0	0	0	0	0
Sales-Demonstrating and sellin - Customer Relations & Assist 9120-04046	46,501	2,671	14,579	18,194	7,491	3,667	0	0	0	0	0	0	0	0	0
Distribution-Operation supervi - Customer Relations & Assist 8700-04046	670	0	0	0	545	125	0	0	0	0	0	0	0	0	0
<b>Marketing</b>	<b>76,554</b>	<b>13,764</b>	<b>22,725</b>	<b>18,658</b>	<b>14,816</b>	<b>6,679</b>	<b>0</b>	<b>0</b>	<b>0</b>	<b>0</b>	<b>0</b>	<b>0</b>	<b>0</b>	<b>6,622</b>	<b>6,622</b>
Distribution-Operation supervi - Public Relations 8700-04146	106	0	0	0	106	-	0	0	0	0	0	0	0	0	0
Mains and Services Expenses - Public Relations 8740-04146	20	0	0	20	-	-	0	0	0	0	0	0	0	0	0
Meter and house regulator expe - Public Relations 8780-04146	20	0	0	20	-	-	0	0	0	0	0	0	0	0	0
Distribution-Other expenses - Public Relations 8800-04146	27	27	-	-	-	-	0	0	0	0	0	0	0	0	0
<b>Directors &amp; Shareholders &amp; PR</b>	<b>173</b>	<b>27</b>	<b>-</b>	<b>40</b>	<b>106</b>	<b>-</b>	<b>0</b>	<b>0</b>	<b>0</b>	<b>0</b>	<b>0</b>	<b>0</b>	<b>0</b>	<b>0</b>	<b>0</b>
Distribution-Measuring and reg - Membership Fees 8750-05415	300	0	0	0	0	300	0	0	0	0	0	0	0	0	0
Distribution-Other expenses - Membership Fees 8800-05415	750	0	0	0	0	750	0	0	0	0	0	0	0	0	0
Customer service-Operating inf - Membership Fees 9090-05415	100	0	0	0	0	100	0	0	0	0	0	0	0	0	0
Miscellaneous general expenses - Club Dues - Deductible 9302-05417	50	0	0	50	-	-	0	0	0	0	0	0	0	0	0
Sales-Demonstrating and sellin - Association Dues 9120-07510	255	255	-	-	-	-	0	0	0	0	0	0	0	0	0
Miscellaneous general expenses - Association Dues 9302-07510	18,687	30	825	2,310	13,952	1,570	0	0	0	0	0	0	0	0	0
<b>Dues &amp; Donations</b>	<b>20,142</b>	<b>285</b>	<b>825</b>	<b>2,360</b>	<b>13,952</b>	<b>2,720</b>	<b>0</b>	<b>0</b>	<b>0</b>	<b>0</b>	<b>0</b>	<b>0</b>	<b>0</b>	<b>2,135</b>	<b>9,435</b>
Mains expenses - Postage/Delivery Services 8550-05111	18	0	0	0	18	-	0	0	0	0	0	0	0	0	0
Distribution-Operation supervi - Postage/Delivery Services 8700-05111	1,519	166	623	368	208	154	0	0	0	0	0	0	0	0	0
Mains and Services Expenses - Postage/Delivery Services 8740-05111	1,001	103	20	135	511	232	0	0	0	0	0	0	0	0	0
Meter and house regulator expe - Postage/Delivery Services 8780-05111	71	71	-	-	-	-	0	0	0	0	0	0	0	0	0
Distribution-Maintenance super - Postage/Delivery Services 8850-05111	971	65	267	218	142	259	0	0	0	0	0	0	0	0	0
Customer accounts-Customer rec - Postage/Delivery Services 9030-05111	2,449	171	651	234	1,022	371	0	0	0	0	0	0	0	0	0
A&G-Office supplies & expense - Postage/Delivery Services 9210-05111	9	0	9	-	-	-	0	0	0	0	0	0	0	0	0
A&G-Employee pensions and bene - Postage/Delivery Services 9260-05111	12	12	-	-	-	-	0	0	0	0	0	0	0	0	0
<b>Print &amp; Postages</b>	<b>6,049</b>	<b>587</b>	<b>1,590</b>	<b>954</b>	<b>1,802</b>	<b>1,016</b>	<b>0</b>	<b>0</b>	<b>0</b>	<b>0</b>	<b>0</b>	<b>0</b>	<b>0</b>	<b>1,208</b>	<b>1,208</b>
Customer accounts-Meter readin - Meals and Entertainment 9020-05411	305	58	-	-	7	240	0	0	0	0	0	0	0	0	0
Customer accounts-Customer rec - Meals and Entertainment 9030-05411	437	0	34	21	108	276	0	0	0	0	0	0	0	0	0
Customer service-Operating inf - Meals and Entertainment 9090-05411	1,420	0	232	805	286	97	0	0	0	0	0	0	0	0	0
Sales-Supervision - Meals and Entertainment 9110-05411	2,734	263	235	1,041	755	440	0	0	0	0	0	0	0	0	0
A&G-Office supplies & expense - Meals and Entertainment 9210-05411	895	27	223	504	105	25	0	0	0	0	0	0	0	0	0
Mains expenses - Meals and Entertainment 8560-05411	1,342	15	410	679	236	-	0	0	0	0	0	0	0	0	0
Distribution-Operation supervi - Meals and Entertainment 8700-05411	23,491	4,276	5,191	2,553	4,783	6,989	0	0	0	0	0	0	0	0	0
Mains and Services Expenses - Meals and Entertainment 8740-05411	1,640	605	280	111	202	641	0	0	0	0	0	0	0	0	0
Distribution-Measuring and reg - Meals and Entertainment 8750-05411	2,463	322	179	21	1,887	74	0	0	0	0	0	0	0	0	0
Distribution-Measuring and reg - Meals and Entertainment 8770-05411	21	21	-	-	-	-	0	0	0	0	0	0	0	0	0
Meter and house regulator expe - Meals and Entertainment 8780-05411	528	146	23	252	107	-	0	0	0	0	0	0	0	0	0
Distribution-Other expenses - Meals and Entertainment 8800-05411	458	0	0	0	0	458	0	0	0	0	0	0	0	0	0
Distribution-Maintenance super - Meals and Entertainment 8850-05411	73	47	25	-	-	-	0	0	0	0	0	0	0	0	0
Distribution-Operation supervi - Spousal & Dependent Travel 8700-05412	172	56	78	-	-	38	0	0	0	0	0	0	0	0	0
Distribution-Maintenance super - Spousal & Dependent Travel 8850-05412	84	84	-	-	-	-	0	0	0	0	0	0	0	0	0
Customer accounts-Customer rec - Spousal & Dependent Travel 9030-05412	20	0	0	20	-	-	0	0	0	0	0	0	0	0	0
Sales-Supervision - Spousal & Dependent Travel 9110-05412	2	0	2	-	-	-	0	0	0	0	0	0	0	0	0
A&G-Office supplies & expense - Transportation 9210-05413	99	17	15	67	-	-	0	0	0	0	0	0	0	0	0
Distribution-Operation supervi - Transportation 8700-05413	6,160	39	434	2,790	2,125	770	0	0	0	0	0	0	0	0	0
Mains and Services Expenses - Transportation 8740-05413	465	0	0	297	167	-	0	0	0	0	0	0	0	0	0
Meter and house regulator expe - Transportation 8780-05413	1,064	0	0	959	105	-	0	0	0	0	0	0	0	0	0
Customer accounts-Meter readin - Transportation 9020-05413	1,039	0	0	114	-	925	0	0	0	0	0	0	0	0	0
Customer accounts-Customer rec - Transportation 9030-05413	1,151	0	0	687	93	171	0	0	0	0	0	0	0	0	0
Customer service-Operating inf - Transportation 9090-05413	2,814	0	900	556	730	627	0	0	0	0	0	0	0	0	0

	Fiscal 2013 YTD February	Fiscal 2013 October	Fiscal 2013 November	Fiscal 2013 December	Fiscal 2013 January	Fiscal 2013 February	Fiscal 2013 March	Fiscal 2013 April	Fiscal 2013 May	Fiscal 2013 June	Fiscal 2013 July	Fiscal 2013 August	Fiscal 2013 September	Budget 2013 February	Budget 2013 March
Sales-Supervision - Transportation 9110-05413	14,970	4,432	3,014	2,289	2,290	2,955	0	0	0	0	0	0	0	0	0
Customer service-Operating inf - Lodging 9030-05414	1,075	0	250	216	254	345	0	0	0	0	0	0	0	0	0
Sales-Supervision - Lodging 9110-05414	3,488	1,161	535	1,161	332	299	0	0	0	0	0	0	0	0	0
A&G-Office supplies & expense - Lodging 9210-05414	1,127	197	792	137	-	-	0	0	0	0	0	0	0	0	0
Wells expenses - Lodging 8160-05414	813	0	813	-	-	-	0	0	0	0	0	0	0	0	0
Mains expenses - Lodging 8550-05414	5,160	871	465	2,714	1,130	-	0	0	0	0	0	0	0	0	0
Distribution-Operation supervi - Lodging 8700-05414	10,238	3,091	2,902	631	939	2,676	0	0	0	0	0	0	0	0	0
Mains and Services Expenses - Lodging 8740-05414	3,194	564	1,248	53	396	934	0	0	0	0	0	0	0	0	0
Distribution-Measuring and reg - Lodging 8750-05414	1,211	1,087	-	124	-	-	0	0	0	0	0	0	0	0	0
Meter and house regulator expe - Lodging 8760-05414	1,057	429	-	628	-	-	0	0	0	0	0	0	0	0	0
Customer accounts-Meter readin - Lodging 9020-05414	1,042	463	-	-	-	559	0	0	0	0	0	0	0	0	0
A&G-Office supplies & expense - Misc Employee Expense 9210-05419	139	0	139	-	-	-	0	0	0	0	0	0	0	0	0
A&G-Employee pensions and bene - Misc Employee Expense 9260-05419	39	0	-	39	-	-	0	0	0	0	0	0	0	0	0
Mains expenses - Misc Employee Expense 8550-05419	198	140	-	58	-	-	0	0	0	0	0	0	0	0	0
Distribution-Operation supervi - Misc Employee Expense 8700-05419	16,989	171	13,140	2,738	778	162	0	0	0	0	0	0	0	0	0
Mains and Services Expenses - Misc Employee Expense 8740-05419	515	0	274	-	120	121	0	0	0	0	0	0	0	0	0
Travel & Entertainment	110,363	18,505	31,843	22,468	17,926	19,521	0	0	0	0	0	0	0	16,291	18,684
Distribution-Operation supervi - Employee Development 8700-05420	150	0	0	0	0	150	0	0	0	0	0	0	0	0	0
Sales-Supervision - Employee Development 9110-05420	49	49	-	-	-	-	0	0	0	0	0	0	0	0	0
Distribution-Operation supervi - Training 8740-05421	150	0	0	0	0	150	0	0	0	0	0	0	0	0	0
Mains and Services Expenses - Training 8740-05421	367	0	155	-	-	212	0	0	0	0	0	0	0	0	0
Distribution-Measuring and reg - Training 8750-05421	150	0	0	0	0	150	0	0	0	0	0	0	0	0	0
A&G-Office supplies & expense - Training 9210-05421	53	0	-	53	-	-	0	0	0	0	0	0	0	0	0
Distribution-Operation supervi - Safety Training 8740-05426	1,000	1,000	-	-	-	-	0	0	0	0	0	0	0	0	0
Mains and Services Expenses - Safety Training 8740-05426	15	0	0	0	0	15	0	0	0	0	0	0	0	0	0
Distribution-Other expenses - Technical (Job Skills) Training 8800-05427	150	0	0	0	0	150	0	0	0	0	0	0	0	0	0
A&G-Employee pensions and bene - Technical (Job Skills) Training 9260-05427	178	28	-	-	-	150	0	0	0	0	0	0	0	0	0
Training	2,262	1,077	165	53	-	977	0	0	0	0	0	0	0	1,458	966
A&G-Injuries & damages - Settlement 9250-05418	6,288	1,276	1,485	3,336	170	-	0	0	0	0	0	0	0	0	0
A&G-Outside services employed - Gas Supplies Services 9230-05430	24,005	4,801	4,801	4,801	4,801	4,801	0	0	0	0	0	0	0	0	0
Wells expenses - Contract Labor 8160-06111	37,152	6,919	18,838	11,200	-	195	0	0	0	0	0	0	0	0	0
Compressor station expenses - Contract Labor 8180-06111	330	0	0	0	330	-	0	0	0	0	0	0	0	0	0
Storage-Purification expenses - Contract Labor 8210-06111	225	0	0	0	225	-	0	0	0	0	0	0	0	0	0
Storage-Maintenance of structu - Contract Labor 8310-06111	1,685	0	0	0	1,685	-	0	0	0	0	0	0	0	0	0
Mains expenses - Contract Labor 8560-06111	122,361	1,598	1,200	113,279	4,077	2,227	0	0	0	0	0	0	0	0	0
Transmission-Measuring and reg - Contract Labor 8570-06111	255	0	0	255	-	-	0	0	0	0	0	0	0	0	0
Transmission-Maintenance of ma - Contract Labor 8630-06111	1,465	0	0	1,465	-	-	0	0	0	0	0	0	0	0	0
Distribution-Operation supervi - Contract Labor 8700-06111	40,965	0	0	40,000	65	-	0	0	0	0	0	0	0	0	0
Mains and Services Expenses - Contract Labor 8740-06111	148,940	33,169	35,253	26,098	24,007	30,412	0	0	0	0	0	0	0	0	0
Customer accounts-Meter readin - Contract Labor 9020-06111	404,820	78,969	66,916	70,526	93,703	74,505	0	0	0	0	0	0	0	0	0
A&G-Employee pensions and bene - Contract Labor 9280-06111	12,945	11,867	56	-	22	-	0	0	0	0	0	0	0	0	0
A&G-Regulatory commission expe - Contract Labor 9280-06111	7,051	0	0	0	0	7,051	0	0	0	0	0	0	0	0	0
Customer accounts-Customer res - Collection Fees 9030-06112	582	37	242	1	302	-	0	0	0	0	0	0	0	0	0
A&G-Outside services employed - Legal 9230-06121	49,809	7,772	17,759	13,775	5,021	5,489	0	0	0	0	0	0	0	0	0
Outside Services	857,177	146,501	166,560	284,736	134,182	125,198	0	0	0	0	0	0	0	123,025	123,025
Customer accounts-Uncollectibl - Cust Uncol Acct-Write Off 9040-09927	152,994	21,597	26,207	34,035	38,921	32,234	0	0	0	0	0	0	0	28,444	27,006
Provision for Bad Debt	152,994	21,597	26,207	34,035	38,921	32,234	0	0	0	0	0	0	0	28,444	27,006
Customer accounts-Meter readin - Misc General Expense 9020-07590	13	0	0	13	-	-	0	0	0	0	0	0	0	0	0
Customer service-Operating inf - Misc General Expense 9030-07590	497	497	-	-	-	-	0	0	0	0	0	0	0	0	0
A&G-Office supplies & expense - Misc General Expense 9210-07590	9	0	0	0	9	-	0	0	0	0	0	0	0	0	0
A&G-Employee pensions and bene - Misc General Expense 9280-07590	767	0	0	767	-	-	0	0	0	0	0	0	0	0	0
A&G-Franchise requirements - Misc General Expense 9270-07590	2,244	67	123	690	335	1,029	0	0	0	0	0	0	0	0	0
A&G-Regulatory commission expe - Misc General Expense 9280-07590	76,377	15,275	15,275	15,275	15,275	15,275	0	0	0	0	0	0	0	0	0
Storage-Operation supervision - Misc General Expense 8140-07590	(1,406)	(270)	(296)	(279)	(279)	(279)	0	0	0	0	0	0	0	0	0
Wells expenses - Misc General Expense 8160-07590	(1,651)	(298)	(398)	(318)	(318)	(318)	0	0	0	0	0	0	0	0	0
Storage well royalties - Misc General Expense 8250-07590	551	16	61	123	159	182	0	0	0	0	0	0	0	0	0
Distribution-Operation supervi - Misc General Expense 8700-07590	2,341	821	78	288	1,116	238	0	0	0	0	0	0	0	0	0
Mains and Services Expenses - Misc General Expense 8740-07590	14,791	537	198	70	859	13,127	0	0	0	0	0	0	0	0	0
Distribution-Measuring and reg - Misc General Expense 8750-07590	50	0	0	0	0	50	0	0	0	0	0	0	0	0	0
A&G-Office supplies & expense - Vendor Comp Sales Tax 9210-07592	(7,085)	(1,298)	(1,347)	(1,483)	(1,457)	(1,500)	0	0	0	0	0	0	0	0	0
Distribution-Operation supervi - Reimbursements 8700-09911	(3,058)	(916)	-	-	-	(2,142)	0	0	0	0	0	0	0	0	0
Miscellaneous	84,440	14,230	13,693	14,379	14,324	27,815	0	0	0	0	0	0	0	2,337	2,532
<b>Total O&amp;M Expenses Before Allocations</b>	<b>5,648,897</b>	<b>1,094,961</b>	<b>1,069,085</b>	<b>1,200,673</b>	<b>1,219,694</b>	<b>1,064,483</b>	<b>0</b>	<b>0</b>	<b>0</b>	<b>0</b>	<b>0</b>	<b>0</b>	<b>0</b>	<b>1,050,894</b>	<b>1,071,717</b>

View  
Type  
Company  
Cost Center  
Kentucky Division - 008DIV

	Budget 2013 April	Budget 2013 May	Budget 2013 June	Budget 2013 July	Budget 2013 August	Budget 2013 September
Distribution-Maint of mains - Non-project Labor 8870-01000	0	0	0	0	0	0
Maintenance of services - Non-project Labor 8920-01000	0	0	0	0	0	0
Maintenance of meters and hous - Non-project Labor 8930-01000	0	0	0	0	0	0
Customer accounts-Meter readin - Non-project Labor 9020-01000	0	0	0	0	0	0
Customer accounts-Customer rec - Non-project Labor 9030-01000	0	0	0	0	0	0
Customer service-Operating inf - Non-project Labor 9090-01000	0	0	0	0	0	0
Sales-Supervision - Non-project Labor 9110-01000	0	0	0	0	0	0
A&G-Administrative & general s - Non-project Labor 9200-01000	0	0	0	0	0	0
Wells expenses - Non-project Labor 8160-01000	0	0	0	0	0	0
Lines expenses - Non-project Labor 8170-01000	0	0	0	0	0	0
Compressor station expenses - Non-project Labor 8180-01000	0	0	0	0	0	0
Storage-Measuring and regulati - Non-project Labor 8200-01000	0	0	0	0	0	0
Storage-Purification expenses - Non-project Labor 8210-01000	0	0	0	0	0	0
Maintenance of compressor stat - Non-project Labor 8340-01000	0	0	0	0	0	0
Processing-Maintenance of puri - Non-project Labor 8360-01000	0	0	0	0	0	0
Mains expenses - Non-project Labor 8560-01000	0	0	0	0	0	0
Transmission-Measuring and reg - Non-project Labor 8570-01000	0	0	0	0	0	0
Transmission-Maintenance of ma - Non-project Labor 8630-01000	0	0	0	0	0	0
Transmission-Maintenance of me - Non-project Labor 8650-01000	0	0	0	0	0	0
Distribution-Operation supervi - Non-project Labor 8700-01000	0	0	0	0	0	0
Mains and Services Expenses - Non-project Labor 8740-01000	0	0	0	0	0	0
Distribution-Measuring and reg - Non-project Labor 8750-01000	0	0	0	0	0	0
Distribution-Measuring and reg - Non-project Labor 8760-01000	0	0	0	0	0	0
Distribution-Measuring and reg - Non-project Labor 8770-01000	0	0	0	0	0	0
Meter and house regulator expe - Non-project Labor 8790-01000	0	0	0	0	0	0
Customer installations expense - Non-project Labor 8790-01000	0	0	0	0	0	0
Distribution-Other expenses - Non-project Labor 8800-01000	0	0	0	0	0	0
Distribution-Operation supervi - Capital Labor 8700-01001	0	0	0	0	0	0
Distribution-Operation supervi - Capital Labor Contra 8700-01002	0	0	0	0	0	0
Mains expenses - O&M Project Labor and Contra 8560-01006	0	0	0	0	0	0
Distribution-Operation supervi - O&M Project Labor and Contra 8700-01006	0	0	0	0	0	0
Wells expenses - Expense Labor Accrual 8160-01008	0	0	0	0	0	0
Lines expenses - Expense Labor Accrual 8170-01008	0	0	0	0	0	0
Compressor station expenses - Expense Labor Accrual 8180-01008	0	0	0	0	0	0
Storage-Measuring and regulati - Expense Labor Accrual 8200-01008	0	0	0	0	0	0
Storage-Purification expenses - Expense Labor Accrual 8210-01008	0	0	0	0	0	0
Maintenance of compressor stat - Expense Labor Accrual 8340-01008	0	0	0	0	0	0
Processing-Maintenance of puri - Expense Labor Accrual 8360-01008	0	0	0	0	0	0
Mains expenses - Expense Labor Accrual 8560-01008	0	0	0	0	0	0
Transmission-Measuring and reg - Expense Labor Accrual 8570-01008	0	0	0	0	0	0
Transmission-Maintenance of ma - Expense Labor Accrual 8630-01008	0	0	0	0	0	0
Transmission-Maintenance of me - Expense Labor Accrual 8650-01008	0	0	0	0	0	0
Distribution-Operation supervi - Expense Labor Accrual 8700-01008	0	0	0	0	0	0
Mains and Services Expenses - Expense Labor Accrual 8740-01008	0	0	0	0	0	0
Distribution-Measuring and reg - Expense Labor Accrual 8750-01008	0	0	0	0	0	0
Distribution-Measuring and reg - Expense Labor Accrual 8760-01008	0	0	0	0	0	0
Distribution-Measuring and reg - Expense Labor Accrual 8770-01008	0	0	0	0	0	0
Meter and house regulator expe - Expense Labor Accrual 8790-01008	0	0	0	0	0	0
Customer installations expense - Expense Labor Accrual 8790-01008	0	0	0	0	0	0
Distribution-Other expenses - Expense Labor Accrual 8800-01008	0	0	0	0	0	0
Distribution-Maint of mains - Expense Labor Accrual 8870-01008	0	0	0	0	0	0
Maintenance of services - Expense Labor Accrual 8920-01008	0	0	0	0	0	0
Maintenance of meters and hous - Expense Labor Accrual 8930-01008	0	0	0	0	0	0
Customer accounts-Operation su - Expense Labor Accrual 9010-01008	0	0	0	0	0	0
Customer accounts-Meter readin - Expense Labor Accrual 9020-01008	0	0	0	0	0	0
Customer accounts-Customer rec - Expense Labor Accrual 9030-01008	0	0	0	0	0	0
Customer service-Operating inf - Expense Labor Accrual 9090-01008	0	0	0	0	0	0
Sales-Supervision - Expense Labor Accrual 9110-01008	0	0	0	0	0	0
A&G-Administrative & general s - Expense Labor Accrual 9200-01008	0	0	0	0	0	0
Distribution-Operation supervi - Capital Labor Transfer In 8700-01011	0	0	0	0	0	0
Distribution-Operation supervi - Capital Labor Transfer Out 8700-01012	0	0	0	0	0	0
Distribution-Operation supervi - Expense Labor Transfer In 8700-01013	0	0	0	0	0	0
Mains expenses - Expense Labor Transfer In 8560-01013	0	0	0	0	0	0
Distribution-Operation supervi - Expense Labor Transfer Out 8700-01014	0	0	0	0	0	0
Mains expenses - Expense Labor Transfer Out 8560-01014	0	0	0	0	0	0
<b>Labor</b>	<b>437,607</b>	<b>462,309</b>	<b>401,383</b>	<b>459,558</b>	<b>438,346</b>	<b>425,346</b>
A&G-Employee pensions and bene - Uniforms 9260-07443	0	0	0	0	0	0
Meter and house regulator expe - Uniforms 8790-07443	0	0	0	0	0	0
Customer accounts-Meter readin - Uniforms 9020-07443	0	0	0	0	0	0
Mains expenses - Uniforms 8560-07443	0	0	0	0	0	0
Mains and Services Expenses - Uniforms 8740-07443	0	0	0	0	0	0
Mains expenses - Uniforms Capitalized 8560-07444	0	0	0	0	0	0

	Budget 2013 April	Budget 2013 May	Budget 2013 June	Budget 2013 July	Budget 2013 August	Budget 2013 September
Mains and Services Expenses - Uniforms Capitalized 8740-07444	0	0	0	0	0	0
Meter and house regulator expe - Uniforms Capitalized 8780-07444	0	0	0	0	0	0
Customer accounts-Meter readin - Uniforms Capitalized 9020-07444	0	0	0	0	0	0
A&G-Employee pensions and bene - Uniforms Capitalized 9260-07444	0	0	0	0	0	0
A&G-Office supplies & expense - Misc Employee Welfare Exp 9210-07499	0	0	0	0	0	0
A&G-Injuries & damages - Misc Employee Welfare Exp 9250-07499	0	0	0	0	0	0
A&G-Employee pensions and bene - Misc Employee Welfare Exp 9260-07499	0	0	0	0	0	0
Distribution-Operation supervi - Misc Employee Welfare Exp 8700-07499	0	0	0	0	0	0
Mains and Services Expenses - Misc Employee Welfare Exp 8740-07499	0	0	0	0	0	0
Meter and house regulator expe - Misc Employee Welfare Exp 8780-07499	0	0	0	0	0	0
Distribution-Other expenses - Misc Employee Welfare Exp 8800-07499	0	0	0	0	0	0
Customer accounts-Meter readin - Misc Employee Welfare Exp 9020-07499	0	0	0	0	0	0
Customer accounts-Customer rec - Misc Employee Welfare Exp 9030-07499	0	0	0	0	0	0
<b>Employee Welfare</b>	<b>7,855</b>	<b>7,855</b>	<b>7,637</b>	<b>7,620</b>	<b>7,801</b>	<b>7,805</b>
A&G-Employee pensions and bene - Pension Benefits Load 9280-01202	0	0	0	0	0	0
A&G-Employee pensions and bene - FAS106 Benefits Load 9260-01203	0	0	0	0	0	0
A&G-Employee pensions and bene - Medical Benefits Load 9260-01251	0	0	0	0	0	0
A&G-Employee pensions and bene - Medical Benefits Load Projects 9260-01253	0	0	0	0	0	0
A&G-Employee pensions and bene - Empr ESOP Benefits Load 9260-01257	0	0	0	0	0	0
A&G-Employee pensions and bene - Empr ESOP Benefits Load Projects 9260-01259	0	0	0	0	0	0
A&G-Employee pensions and bene - Emp HSA Benefits Load 9260-01260	0	0	0	0	0	0
A&G-Employee pensions and bene - Emp HSA Benefits Load Projects 9260-01262	0	0	0	0	0	0
A&G-Employee pensions and bene - RSP FACC Benefits Load 9260-01263	0	0	0	0	0	0
A&G-Employee pensions and bene - RSP FACC Benefits Load Projects 9260-01265	0	0	0	0	0	0
A&G-Employee pensions and bene - Basic Life Benefits Load 9260-01266	0	0	0	0	0	0
A&G-Employee pensions and bene - Basic Life Benefits Load Projects 9260-01268	0	0	0	0	0	0
A&G-Employee pensions and bene - LTD Benefits Load 9260-01269	0	0	0	0	0	0
A&G-Employee pensions and bene - LTD Benefits Load Projects 9260-01271	0	0	0	0	0	0
A&G-Employee pensions and bene - Pension Benefits Load Projects 9280-01291	0	0	0	0	0	0
A&G-Employee pensions and bene - FAS106 Benefits Load Projects 9280-01292	0	0	0	0	0	0
A&G-Injuries & damages - Workers Comp Benefits Load Projects 9250-01293	0	0	0	0	0	0
<b>Benefits</b>	<b>259,135</b>	<b>273,688</b>	<b>237,558</b>	<b>272,024</b>	<b>259,428</b>	<b>251,821</b>
A&G-Property Insurance - Blueflame Property Insurance 9240-04069	0	0	0	0	0	0
A&G-Office supplies & expense - Insurance-Other 9210-04070	0	0	0	0	0	0
A&G-Property insurance - Insurance Capitalized 9240-04072	0	0	0	0	0	0
Mains and Services Expenses - Damages 8740-07111	0	0	0	0	0	0
Mains and Services Expenses - Environmental & Safety 8740-07120	0	0	0	0	0	0
<b>Insurance</b>	<b>884</b>	<b>884</b>	<b>884</b>	<b>984</b>	<b>984</b>	<b>988</b>
Storage well royalties - Building Lease/Rents Capitalized 8250-04580	0	0	0	0	0	0
Distribution-Rents - Building Lease/Rents Capitalized 8810-04580	0	0	0	0	0	0
Storage well royalties - Building Lease/Rents 8250-04581	0	0	0	0	0	0
Distribution-Rents - Building Lease/Rents 8810-04581	0	0	0	0	0	0
A&G-Rents - Building Lease/Rents 8310-04581	0	0	0	0	0	0
Customer service-Operating inf - Building Maintenance 9090-04582	0	0	0	0	0	0
Storage-Maintenance of structu - Building Maintenance 8310-04582	0	0	0	0	0	0
Distribution-Operation supervi - Building Maintenance 8700-04582	0	0	0	0	0	0
Mains and Services Expenses - Building Maintenance 8740-04582	0	0	0	0	0	0
Distribution-Measuring and reg - Building Maintenance 8750-04582	0	0	0	0	0	0
Distribution-Measuring and reg - Building Maintenance 8770-04582	0	0	0	0	0	0
Meter and house regulator expe - Building Maintenance 8780-04582	0	0	0	0	0	0
Distribution-Other expenses - Building Maintenance 8800-04582	0	0	0	0	0	0
Distribution-Rents - Building Maintenance 8810-04582	0	0	0	0	0	0
Distribution-Maintenance of st - Building Maintenance 8860-04582	0	0	0	0	0	0
Customer accounts-Customer rec - Building Maintenance 9030-04582	0	0	0	0	0	0
Lines expenses - Utilities 8170-04590	0	0	0	0	0	0
Compressor station expenses - Utilities 8180-04590	0	0	0	0	0	0
Compressor station fuel and po - Utilities 8190-04590	0	0	0	0	0	0
Storage-Measuring and regulati - Utilities 8200-04590	0	0	0	0	0	0
Storage-Purification expenses - Utilities 8210-04590	0	0	0	0	0	0
Storage-Other expenses - Utilities 8240-04590	0	0	0	0	0	0
Storage well royalties - Utilities 8250-04590	0	0	0	0	0	0
Customer accounts-Customer rec - Utilities 9030-04590	0	0	0	0	0	0
Distribution load dispatching - Utilities 8710-04590	0	0	0	0	0	0
Mains and Services Expenses - Utilities 8740-04590	0	0	0	0	0	0
Distribution-Measuring and reg - Utilities 8750-04590	0	0	0	0	0	0
Distribution-Measuring and reg - Utilities 8770-04590	0	0	0	0	0	0
Meter and house regulator expe - Utilities 8780-04590	0	0	0	0	0	0
Distribution-Rents - Utilities 8810-04590	0	0	0	0	0	0
Mains expenses - Utilities 8860-04590	0	0	0	0	0	0
Transmission-Measuring and reg - Utilities 8570-04590	0	0	0	0	0	0
Distribution-Operation supervi - Utilities 8700-04590	0	0	0	0	0	0
Compressor station expenses - Capitalized Utility Costs 8180-04599	0	0	0	0	0	0
Distribution-Operation supervi - Capitalized Utility Costs 8700-04599	0	0	0	0	0	0
Distribution-Other expenses - Capitalized Utility Costs 8800-04599	0	0	0	0	0	0
Distribution-Rents - Capitalized Utility Costs 8810-04599	0	0	0	0	0	0
Mains expenses - Capitalized Utility Costs 8860-04599	0	0	0	0	0	0
<b>Rent, Maint. , &amp; Utilities</b>	<b>51,600</b>	<b>51,609</b>	<b>51,769</b>	<b>51,591</b>	<b>51,828</b>	<b>51,731</b>

	Budget 2013 April	Budget 2013 May	Budget 2013 June	Budget 2013 July	Budget 2013 August	Budget 2013 September
Mains and Services Expenses - Vehicle Lease Payments 8740-03002	0	0	0	0	0	0
Mains expenses - Capitalized transportation costs 8560-03003	0	0	0	0	0	0
Distribution-Operation supervi - Capitalized transportation costs 8700-03003	0	0	0	0	0	0
Mains and Services Expenses - Capitalized transportation costs 8740-03003	0	0	0	0	0	0
Distribution-Measuring and reg - Capitalized transportation costs 8750-03003	0	0	0	0	0	0
Meter and house regulator expe - Capitalized transportation costs 8780-03003	0	0	0	0	0	0
Customer accounts-Meter readin - Capitalized transportation costs 9020-03003	0	0	0	0	0	0
Mains expenses - Vehicle Expense 8560-03004	0	0	0	0	0	0
Distribution-Operation supervi - Vehicle Expense 8700-03004	0	0	0	0	0	0
Mains and Services Expenses - Vehicle Expense 8740-03004	0	0	0	0	0	0
Distribution-Measuring and reg - Vehicle Expense 8750-03004	0	0	0	0	0	0
Meter and house regulator expe - Vehicle Expense 8780-03004	0	0	0	0	0	0
Customer accounts-Meter readin - Vehicle Expense 9020-03004	0	0	0	0	0	0
Mains and Services Expenses - Equipment Lease 8740-04301	0	0	0	0	0	0
Mains and Services Expenses - Heavy Equipment 8740-04302	0	0	0	0	0	0
Meter and house regulator expe - Heavy Equipment 8780-04302	0	0	0	0	0	0
Mains expenses - Heavy Equipment 8580-04302	0	0	0	0	0	0
Transmission-Maintenance of ma - Heavy Equipment 8630-04302	0	0	0	0	0	0
Distribution-Operation supervi - Heavy Equipment 8700-04302	0	0	0	0	0	0
Mains expenses - Heavy Equipment Capitalized 8560-04307	0	0	0	0	0	0
Transmission-Maintenance of ma - Heavy Equipment Capitalized 8630-04307	0	0	0	0	0	0
Distribution-Operation supervi - Heavy Equipment Capitalized 8700-04307	0	0	0	0	0	0
Mains and Services Expenses - Heavy Equipment Capitalized 8740-04307	0	0	0	0	0	0
Meter and house regulator expe - Heavy Equipment Capitalized 8780-04307	0	0	0	0	0	0
<b>Vehicles &amp; Equip</b>	<b>86,108</b>	<b>86,015</b>	<b>86,275</b>	<b>86,030</b>	<b>86,108</b>	<b>86,168</b>
Mains expenses - Inventory Materials 8560-02001	0	0	0	0	0	0
Mains and Services Expenses - Inventory Materials 8740-02001	0	0	0	0	0	0
Mains expenses - Warehouse Loading Charge 8560-02004	0	0	0	0	0	0
Mains and Services Expenses - Warehouse Loading Charge 8740-02004	0	0	0	0	0	0
Odorization - Non-Inventory Supplies 8711-02005	0	0	0	0	0	0
Mains and Services Expenses - Non-Inventory Supplies 8740-02005	0	0	0	0	0	0
Distribution-Measuring and reg - Non-Inventory Supplies 8750-02005	0	0	0	0	0	0
Distribution-Measuring and reg - Non-Inventory Supplies 8780-02005	0	0	0	0	0	0
Distribution-Measuring and reg - Non-Inventory Supplies 8770-02005	0	0	0	0	0	0
Meter and house regulator expe - Non-Inventory Supplies 8780-02005	0	0	0	0	0	0
Customer installations expense - Non-Inventory Supplies 8790-02005	0	0	0	0	0	0
Distribution-Other expenses - Non-Inventory Supplies 8800-02005	0	0	0	0	0	0
Distribution-Rents - Non-Inventory Supplies 8810-02005	0	0	0	0	0	0
Maintenance of measuring and r - Non-Inventory Supplies 8890-02005	0	0	0	0	0	0
Maintenance of measuring and r - Non-Inventory Supplies 8900-02005	0	0	0	0	0	0
Maintenance of measuring and r - Non-Inventory Supplies 8910-02005	0	0	0	0	0	0
Distribution-Maintenance of of - Non-Inventory Supplies 8940-02005	0	0	0	0	0	0
Customer accounts-Meter readin - Non-Inventory Supplies 9020-02005	0	0	0	0	0	0
Customer accounts-Customer rec - Non-Inventory Supplies 9030-02005	0	0	0	0	0	0
Wells expenses - Non-Inventory Supplies 8160-02005	0	0	0	0	0	0
Lines expenses - Non-Inventory Supplies 8170-02005	0	0	0	0	0	0
Compressor station expenses - Non-Inventory Supplies 8180-02005	0	0	0	0	0	0
Storage-Measuring and regulati - Non-Inventory Supplies 8200-02005	0	0	0	0	0	0
Storage-Purification expenses - Non-Inventory Supplies 8210-02005	0	0	0	0	0	0
Maintenance of compressor stat - Non-Inventory Supplies 8340-02005	0	0	0	0	0	0
Processing-Maintenance of puri - Non-Inventory Supplies 8360-02005	0	0	0	0	0	0
Mains expenses - Non-Inventory Supplies 8560-02005	0	0	0	0	0	0
Transmission-Measuring and reg - Non-Inventory Supplies 8570-02005	0	0	0	0	0	0
Transmission-Maintenance of ma - Non-Inventory Supplies 8530-02005	0	0	0	0	0	0
Transmission-Maintenance of me - Non-Inventory Supplies 8550-02005	0	0	0	0	0	0
Distribution-Operation supervi - Non-Inventory Supplies 8700-02005	0	0	0	0	0	0
Distribution-Maintenance of of - Office Supplies 8940-05010	0	0	0	0	0	0
Customer accounts-Operation su - Office Supplies 9010-05010	0	0	0	0	0	0
Customer accounts-Customer rec - Office Supplies 9030-05010	0	0	0	0	0	0
Customer service-Operating inf - Office Supplies 9090-05010	0	0	0	0	0	0
Sales-Supervision - Office Supplies 9110-05010	0	0	0	0	0	0
Sales-Advertising expenses - Office Supplies 9130-05010	0	0	0	0	0	0
A&G-Office supplies & expense - Office Supplies 9210-05010	0	0	0	0	0	0
A&G-Employee pensions and bene - Office Supplies 9260-05010	0	0	0	0	0	0
Distribution-Operation supervi - Office Supplies 8700-05010	0	0	0	0	0	0
Mains and Services Expenses - Office Supplies 8740-05010	0	0	0	0	0	0
Meter and house regulator expe - Office Supplies 8780-05010	0	0	0	0	0	0
Distribution-Other expenses - Office Supplies 8800-05010	0	0	0	0	0	0
Distribution-Rents - Office Supplies 8810-05010	0	0	0	0	0	0
<b>Materials &amp; Supplies</b>	<b>45,464</b>	<b>45,464</b>	<b>45,464</b>	<b>45,464</b>	<b>45,464</b>	<b>45,418</b>
Distribution-Operation supervi - Software Maintenance 8700-04201	0	0	0	0	0	0
Storage-Operation supervision - Software Maintenance 8140-04201	0	0	0	0	0	0
Distribution-Operation supervi - IT Equipment 8700-04212	0	0	0	0	0	0
<b>Information Technologies</b>	<b>269</b>	<b>269</b>	<b>269</b>	<b>269</b>	<b>269</b>	<b>261</b>
Distribution-Operation supervi - Monthly Lines and service 8700-05310	0	0	0	0	0	0
Distribution-Operation supervi - Long Distance 8700-05312	0	0	0	0	0	0
Distribution-Operation supervi - Toll Free Long Distance 8700-05314	0	0	0	0	0	0
Distribution-Operation supervi - Measurement & Meter Reading 8700-05323	0	0	0	0	0	0

	Budget 2013 April	Budget 2013 May	Budget 2013 June	Budget 2013 July	Budget 2013 August	Budget 2013 September
Meter and house regulator expe - Measurement & Meter Reading 8780-05323	0	0	0	0	0	0
Distribution-Operation supervi - WAN/LAN/Internet Service 8700-05331	0	0	0	0	0	0
Distribution-Operation supervi - Cellular, radio, pager charges 8700-05364	0	0	0	0	0	0
Mains and Services Expenses - Cellular, radio, pager charges 8740-05364	0	0	0	0	0	0
Distribution-Maintenance of ot - Cellular, radio, pager charges 8940-05364	0	0	0	0	0	0
Sales-Supervision - Cellular, radio, pager charges 9110-05364	0	0	0	0	0	0
Distribution-Operation supervi - Cell service for MDT's, PCs, SCADA 8700-05376	0	0	0	0	0	0
Sales-Supervision - Cell phone equipment and accessories 9110-05377	0	0	0	0	0	0
Meter and house regulator expe - Cell phone equipment and accessories 8780-05377	0	0	0	0	0	0
Mains expenses - Cell phone equipment and accessories 8560-05377	0	0	0	0	0	0
Distribution-Operation supervi - Cell phone equipment and accessories 8700-05377	0	0	0	0	0	0
Mains and Services Expenses - Cell phone equipment and accessories 8740-05377	0	0	0	0	0	0
Sales-Supervision - Capitalized Telecom Costs 9110-05399	0	0	0	0	0	0
Meter and house regulator expe - Capitalized Telecom Costs 8780-05399	0	0	0	0	0	0
Distribution-Maintenance of ot - Capitalized Telecom Costs 8940-05399	0	0	0	0	0	0
Distribution-Operation supervi - Capitalized Telecom Costs 8700-05399	0	0	0	0	0	0
Mains and Services Expenses - Capitalized Telecom Costs 8740-05399	0	0	0	0	0	0
<b>Telecom</b>	<b>11,312</b>	<b>10,169</b>	<b>9,826</b>	<b>9,441</b>	<b>9,394</b>	<b>9,316</b>
Distribution-Measuring and reg - Required By Law, Safety 8750-04002	0	0	0	0	0	0
Sales-Demonstrating and sellin - Promo Other, Misc 9120-04021	0	0	0	0	0	0
Distribution-Measuring and reg - Promo Other, Misc 8750-04021	0	0	0	0	0	0
Customer service-Operating inf - Community Rel&Trade Shows 9090-04040	0	0	0	0	0	0
Sales-Supervision - Community Rel&Trade Shows 8110-04040	0	0	0	0	0	0
Sales-Demonstrating and sellin - Community Rel&Trade Shows 9120-04040	0	0	0	0	0	0
Sales-Advertising expenses - Community Rel&Trade Shows 9130-04040	0	0	0	0	0	0
Sales-Advertising expenses - Advertising 9130-04044	0	0	0	0	0	0
Customer service-Operating inf - Customer Relations & Assist 9090-04046	0	0	0	0	0	0
Sales-Supervision - Customer Relations & Assist 9110-04046	0	0	0	0	0	0
Sales-Demonstrating and sellin - Customer Relations & Assist 9120-04046	0	0	0	0	0	0
Distribution-Operation supervi - Customer Relations & Assist 8700-04046	0	0	0	0	0	0
<b>Marketing</b>	<b>6,622</b>	<b>6,622</b>	<b>6,622</b>	<b>6,622</b>	<b>6,622</b>	<b>6,618</b>
Distribution-Operation supervi - Public Relations 8700-04146	0	0	0	0	0	0
Mains and Services Expenses - Public Relations 8740-04146	0	0	0	0	0	0
Meter and house regulator expe - Public Relations 8780-04146	0	0	0	0	0	0
Distribution-Other expenses - Public Relations 8800-04146	0	0	0	0	0	0
<b>Directors &amp; Shareholders &amp; PR</b>	<b>0</b>	<b>0</b>	<b>0</b>	<b>0</b>	<b>0</b>	<b>0</b>
Distribution-Measuring and reg - Membership Fees 8750-05415	0	0	0	0	0	0
Distribution-Other expenses - Membership Fees 8800-05415	0	0	0	0	0	0
Customer service-Operating inf - Membership Fees 9090-05415	0	0	0	0	0	0
Miscellaneous general expenses - Club Dues - Deductible 9302-05417	0	0	0	0	0	0
Sales-Demonstrating and sellin - Association Dues 9120-07510	0	0	0	0	0	0
Miscellaneous general expenses - Association Dues 9302-07510	0	0	0	0	0	0
<b>Dues &amp; Donations</b>	<b>2,435</b>	<b>1,835</b>	<b>1,835</b>	<b>1,835</b>	<b>2,015</b>	<b>1,623</b>
Mains expenses - Postage/Delivery Services 8560-05111	0	0	0	0	0	0
Distribution-Operation supervi - Postage/Delivery Services 8700-05111	0	0	0	0	0	0
Mains and Services Expenses - Postage/Delivery Services 8740-05111	0	0	0	0	0	0
Meter and house regulator expe - Postage/Delivery Services 8780-05111	0	0	0	0	0	0
Distribution-Maintenance super - Postage/Delivery Services 8850-05111	0	0	0	0	0	0
Customer accounts-Customer rec - Postage/Delivery Services 9030-05111	0	0	0	0	0	0
A&G-Office supplies & expense - Postage/Delivery Services 9210-05111	0	0	0	0	0	0
A&G-Employee pensions and bene - Postage/Delivery Services 9260-05111	0	0	0	0	0	0
<b>Print &amp; Postages</b>	<b>1,208</b>	<b>1,208</b>	<b>1,208</b>	<b>1,208</b>	<b>1,208</b>	<b>1,229</b>
Customer accounts-Meter readin - Meals and Entertainment 9020-05411	0	0	0	0	0	0
Customer accounts-Customer rec - Meals and Entertainment 9030-05411	0	0	0	0	0	0
Customer service-Operating inf - Meals and Entertainment 9090-05411	0	0	0	0	0	0
Sales-Supervision - Meals and Entertainment 9110-05411	0	0	0	0	0	0
A&G-Office supplies & expense - Meals and Entertainment 9210-05411	0	0	0	0	0	0
Mains expenses - Meals and Entertainment 8560-05411	0	0	0	0	0	0
Distribution-Operation supervi - Meals and Entertainment 8700-05411	0	0	0	0	0	0
Mains and Services Expenses - Meals and Entertainment 8740-05411	0	0	0	0	0	0
Distribution-Measuring and reg - Meals and Entertainment 8750-05411	0	0	0	0	0	0
Distribution-Measuring and reg - Meals and Entertainment 8770-05411	0	0	0	0	0	0
Meter and house regulator expe - Meals and Entertainment 8780-05411	0	0	0	0	0	0
Distribution-Other expenses - Meals and Entertainment 8800-05411	0	0	0	0	0	0
Distribution-Maintenance super - Meals and Entertainment 8850-05411	0	0	0	0	0	0
Distribution-Operation supervi - Spousal & Dependent Travel 8700-05412	0	0	0	0	0	0
Distribution-Maintenance super - Spousal & Dependent Travel 8850-05412	0	0	0	0	0	0
Customer accounts-Customer rec - Spousal & Dependent Travel 9030-05412	0	0	0	0	0	0
Sales-Supervision - Spousal & Dependent Travel 9110-05412	0	0	0	0	0	0
A&G-Office supplies & expense - Transportation 9210-05413	0	0	0	0	0	0
Distribution-Operation supervi - Transportation 8700-05413	0	0	0	0	0	0
Mains and Services Expenses - Transportation 8740-05413	0	0	0	0	0	0
Meter and house regulator expe - Transportation 8780-05413	0	0	0	0	0	0
Customer accounts-Meter readin - Transportation 9020-05413	0	0	0	0	0	0
Customer accounts-Customer rec - Transportation 9030-05413	0	0	0	0	0	0
Customer service-Operating inf - Transportation 9090-05413	0	0	0	0	0	0

	Budget 2013 April	Budget 2013 May	Budget 2013 June	Budget 2013 July	Budget 2013 August	Budget 2013 September
Sales-Supervision - Transportation 9110-05413	0	0	0	0	0	0
Customer service-Operating inf - Lodging 9090-05414	0	0	0	0	0	0
Sales-Supervision - Lodging 9110-05414	0	0	0	0	0	0
A&G-Office supplies & expense - Lodging 9210-05414	0	0	0	0	0	0
Wells expenses - Lodging 8160-05414	0	0	0	0	0	0
Mains expenses - Lodging 8560-05414	0	0	0	0	0	0
Distribution-Operation supervi - Lodging 8700-05414	0	0	0	0	0	0
Mains and Services Expenses - Lodging 8740-05414	0	0	0	0	0	0
Distribution-Measuring and reg - Lodging 8750-05414	0	0	0	0	0	0
Meter and house regulator expe - Lodging 8780-05414	0	0	0	0	0	0
Customer accounts-Meter readin - Lodging 9020-05414	0	0	0	0	0	0
A&G-Office supplies & expense - Misc Employee Expense 9210-05419	0	0	0	0	0	0
A&G-Employee pensions and bene - Misc Employee Expense 9260-05419	0	0	0	0	0	0
Mains expenses - Misc Employee Expense 8560-05419	0	0	0	0	0	0
Distribution-Operation supervi - Misc Employee Expense 8700-05419	0	0	0	0	0	0
Mains and Services Expenses - Misc Employee Expense 8740-05419	0	0	0	0	0	0
<b>Travel &amp; Entertainment</b>	<b>15,634</b>	<b>16,634</b>	<b>18,684</b>	<b>16,634</b>	<b>16,636</b>	<b>18,587</b>
Distribution-Operation supervi - Employee Development 8700-05420	0	0	0	0	0	0
Sales-Supervision - Employee Development 9110-05420	0	0	0	0	0	0
Distribution-Operation supervi - Training 8700-05421	0	0	0	0	0	0
Mains and Services Expenses - Training 8740-05421	0	0	0	0	0	0
Distribution-Measuring and reg - Training 8750-05421	0	0	0	0	0	0
A&G-Office supplies & expense - Training 9210-05421	0	0	0	0	0	0
Distribution-Operation supervi - Safety Training 8700-05426	0	0	0	0	0	0
Mains and Services Expenses - Safety Training 8740-05426	0	0	0	0	0	0
Distribution-Other expenses - Technical (Job Skills) Training 8800-05427	0	0	0	0	0	0
A&G-Employee pensions and bene - Technical (Job Skills) Training 9260-05427	0	0	0	0	0	0
<b>Training</b>	<b>1,666</b>	<b>966</b>	<b>966</b>	<b>966</b>	<b>966</b>	<b>995</b>
A&G-Injuries & damages - Settlement 9250-05418	0	0	0	0	0	0
A&G-Outside services employed - Gas Supplies Services 9230-05430	0	0	0	0	0	0
Wells expenses - Contract Labor 8160-06111	0	0	0	0	0	0
Compressor station expenses - Contract Labor 8180-06111	0	0	0	0	0	0
Storage-Purification expenses - Contract Labor 8210-06111	0	0	0	0	0	0
Storage-Maintenance of structu - Contract Labor 8310-06111	0	0	0	0	0	0
Mains expenses - Contract Labor 8560-06111	0	0	0	0	0	0
Transmission-Measuring and reg - Contract Labor 8570-06111	0	0	0	0	0	0
Transmission-Maintenance of ma - Contract Labor 8630-06111	0	0	0	0	0	0
Distribution-Operation supervi - Contract Labor 8700-06111	0	0	0	0	0	0
Mains and Services Expenses - Contract Labor 8740-06111	0	0	0	0	0	0
Customer accounts-Meter readin - Contract Labor 9020-06111	0	0	0	0	0	0
A&G-Employee pensions and bene - Contract Labor 9260-06111	0	0	0	0	0	0
A&G-Regulatory commission expe - Contract Labor 9260-06111	0	0	0	0	0	0
Customer accounts-Customer rec - Collection Fees 9030-06112	0	0	0	0	0	0
A&G-Outside services employed - Legal 9230-06121	0	0	0	0	0	0
<b>Outside Services</b>	<b>153,025</b>	<b>133,025</b>	<b>133,025</b>	<b>133,025</b>	<b>133,025</b>	<b>123,024</b>
Customer accounts-Uncollectibl - Cust Uncol Acct-Write Off 9040-09927	19,462	16,994	16,254	15,993	16,054	15,920
<b>Provision for Bad Debt</b>	<b>19,462</b>	<b>16,994</b>	<b>16,254</b>	<b>15,993</b>	<b>16,054</b>	<b>15,920</b>
Customer accounts-Meter readin - Misc General Expense 9020-07590	0	0	0	0	0	0
Customer service-Operating inf - Misc General Expense 9090-07590	0	0	0	0	0	0
A&G-Office supplies & expense - Misc General Expense 9210-07590	0	0	0	0	0	0
A&G-Employee pensions and bene - Misc General Expense 9260-07590	0	0	0	0	0	0
A&G-Franchise requirements - Misc General Expense 9270-07590	0	0	0	0	0	0
A&G-Regulatory commission expe - Misc General Expense 9280-07590	0	0	0	0	0	0
Storage-Operation supervision - Misc General Expense 8140-07590	0	0	0	0	0	0
Wells expenses - Misc General Expense 8160-07590	0	0	0	0	0	0
Storage well royalties - Misc General Expense 8250-07590	0	0	0	0	0	0
Distribution-Operation supervi - Misc General Expense 8700-07590	0	0	0	0	0	0
Mains and Services Expenses - Misc General Expense 8740-07590	0	0	0	0	0	0
Distribution-Measuring and reg - Misc General Expense 8750-07590	0	0	0	0	0	0
A&G-Office supplies & expense - Vendor Comp Sales Tax 9210-07592	0	0	0	0	0	0
Distribution-Operation supervi - Reimbursements 8700-09911	0	0	0	0	0	0
<b>Miscellaneous</b>	<b>35,562</b>	<b>2,532</b>	<b>2,332</b>	<b>35,782</b>	<b>2,332</b>	<b>2,524</b>
<b>Total O&amp;M Expenses Before Allocations</b>	<b>1,136,969</b>	<b>1,118,212</b>	<b>1,022,094</b>	<b>1,145,057</b>	<b>1,079,079</b>	<b>1,049,373</b>

Dallas Atmos Rate Division - 002DIV

Acct-Sub	FERC	YTD February	Ferc Alloc %	Actuals Budget												Budget
				2012 October	2012 November	2012 December	2013 January	2013 February	2013 March	2013 April	2013 May	2013 June	2013 July	2013 August	2013 September	
A&G-Administrative & general s - PTO Accrual 9200-01010	9200-01010	9200	97,787	0.88%	0	0	97,787	-	-	20,031	21,023	22,180	19,291	22,180	21,217	20,254
Customer accounts-Meter readin - Non-project Labor 9200-01000	9200-01000	9200	55,935	0.39%	10,230	14,757	10,316	10,316	10,316	11,458	12,026	12,587	11,453	12,687	12,135	11,585
A&G-Administrative & general s - Non-project Labor 9200-01000	9200-01000	9200	14,276,791	98.55%	2,562,144	3,848,060	2,622,380	2,866,396	2,577,810	2,824,470	3,069,392	3,238,231	2,816,443	3,238,231	3,097,635	2,957,039
Distribution-Operation supervi - Non-project Labor 8700-01000	8700-01000	8700	10,218	0.07%	0	0	10,218	-	-	2,093	2,197	2,318	2,018	2,318	2,217	2,116
Mains and Services Expenses - Non-project Labor 8740-01000	8740-01000	8740	685	0.00%	0	0	685	-	-	140	147	155	135	155	149	142
A&G-Administrative & general s - Capital Labor 9200-01001	9200-01001	9200	1,249,801	8.63%	298,492	353,483	224,713	149,657	223,458	256,010	268,897	283,477	246,554	283,477	271,169	268,861
Mains expenses - Capital Labor Contra 8550-01002	8550-01002	8550	(96)	0.00%	(96)	(96)	-	-	-	(20)	(21)	(22)	(18)	(22)	(21)	(20)
Distribution-Operation supervi - Capital Labor Contra 8700-01002	8700-01002	8700	(14,287)	-0.10%	(9,924)	(3,908)	-	(65)	(37)	(2,923)	(3,087)	(3,236)	(2,818)	(3,236)	(3,096)	(2,955)
A&G-Administrative & general s - Capital Labor Contra 9200-01002	9200-01002	9200	(313,906)	-2.17%	(88,311)	(114,059)	(72,247)	(22,161)	(19,097)	(64,301)	(67,467)	(71,199)	(51,926)	(71,199)	(68,108)	(65,017)
A&G-Administrative & general s - O&M Project Labor and Contra 9200-01008	9200-01008	9200	92,385	0.84%	13,437	24,092	20,230	18,777	15,848	18,924	19,862	20,955	18,225	20,955	20,045	19,135
Distribution-Operation supervi - Expense Labor Accrual 8700-01009	8700-01009	8700	(598)	0.00%	131	(398)	3,065	(3,095)	(351)	(123)	(129)	(136)	(118)	(136)	(130)	(124)
Mains and Services Expenses - Expense Labor Accrual 8740-01008	8740-01008	8740	-	0.00%	0	0	206	(206)	0	-	-	-	-	-	-	-
Customer accounts-Meter readin - Expense Labor Accrual 9200-01008	9200-01008	9200	(429)	0.00%	1,578	(4,150)	635	1,547	(0)	(88)	(92)	(97)	(85)	(97)	(93)	(89)
A&G-Administrative & general s - Expense Labor Accrual 9200-01008	9200-01008	9200	(111,233)	-0.77%	396,662	(1,029,821)	142,762	419,016	(39,652)	(22,785)	(23,814)	(25,230)	(21,943)	(25,230)	(24,134)	(23,053)
Mains expenses - Capital Labor Transfer In 8550-01011	8550-01011	8550	96	0.00%	96	96	-	-	-	21	22	19	22	21	20	20
A&G-Administrative & general s - Capital Labor Transfer In 9200-01011	9200-01011	9200	187,485	1.29%	68,509	60,322	33,271	13,236	12,447	38,405	40,398	42,525	35,958	42,525	40,679	38,833
Distribution-Operation supervi - Capital Labor Transfer In 8700-01011	8700-01011	8700	14,287	0.10%	9,924	3,908	-	65	37	2,923	3,087	3,236	2,815	3,236	3,096	2,955
A&G-Administrative & general s - Capital Labor Transfer Out 9200-01012	9200-01012	9200	(1,123,380)	-7.75%	(280,689)	(298,436)	(185,379)	(140,711)	(216,806)	(230,114)	(241,518)	(254,803)	(221,514)	(254,803)	(243,740)	(232,677)
Distribution-Operation supervi - Expense Labor Transfer In 8700-01013	8700-01013	8700	794	0.01%	566	228	228	171	163	180	167	180	171	180	172	164
A&G-Administrative & general s - Expense Labor Transfer In 9200-01013	9200-01013	9200	156,319	1.08%	25,232	41,615	31,626	30,329	27,426	32,021	33,607	35,456	30,836	35,456	33,917	32,377
A&G-Administrative & general s - Expense Labor Transfer Out 9200-01014	9200-01014	9200	(92,385)	-0.84%	(13,437)	(24,092)	(20,230)	(18,777)	(15,848)	(18,924)	(19,862)	(20,955)	(18,225)	(20,955)	(20,045)	(19,135)
<b>Labor</b>			<b>14,436,269</b>	<b>100.00%</b>	<b>2,936,633</b>	<b>2,870,054</b>	<b>2,919,910</b>	<b>3,124,333</b>	<b>2,578,336</b>	<b>2,867,580</b>	<b>3,114,425</b>	<b>3,285,745</b>	<b>2,857,767</b>	<b>3,285,745</b>	<b>3,143,068</b>	<b>3,000,726</b>
A&G-Employee pensions and bene - RSU-Management Incentive Plan 9260-07483	9260-07483	9260	448,246	3.78%	22,523	354,956	21,112	30,906	18,749	57,199	55,643	90,873	61,599	62,521	62,444	64,193
A&G-Employee pensions and bene - Service Awards 9260-07421	9260-07421	9260	37,522	0.32%	3,003	28,515	4,053	1,541	500	4,801	4,754	7,827	5,179	5,248	5,241	5,387
A&G-Employee pensions and bene - Education Assistance Program 9260-07447	9260-07447	9260	118,769	1.00%	9,042	8,245	49,726	46,956	4,600	15,158	15,008	24,078	16,348	16,586	16,546	17,036
A&G-Office supplies & expense - Non-Qual Retirement Exp 9210-07449	9210-07449	9210	87	0.00%	0	87	-	-	-	11	11	12	12	12	12	12
A&G-Employee pensions and bene - Variable Pay & Mgmt Incentive Plans 9260-07452	9260-07452	9260	7,156,103	60.38%	797,000	1,277,274	1,546,000	2,178,854	1,356,975	913,159	904,289	1,450,751	985,009	998,134	996,905	1,024,657
A&G-Employee pensions and bene - Exec Compensation-Other 9260-07453	9260-07453	9260	156	0.00%	48	27	27	27	27	20	20	32	21	22	22	22
A&G-Employee pensions and bene - Restricted Stock - Long Term Incent 9260-07456	9260-07456	9260	899,483	7.59%	99,550	201,351	211,487	174,510	114,780	113,695	182,354	123,812	125,451	125,401	125,307	128,779
A&G-Employee pensions and bene - RSU-Long Term Incentive Plan - Time 9260-07480	9260-07480	9260	517,708	4.37%	96,987	93,859	126,164	115,601	85,057	65,062	65,421	104,954	71,260	72,210	72,121	74,129
A&G-Employee pensions and bene - Rabbi Trust Gain/Loss 9260-07486	9260-07486	9260	(1,339,708)	-13.84%	127	(35,903)	(36,176)	(1,567,295)	(487)	(209,236)	(207,204)	(332,417)	(225,699)	(226,706)	(228,425)	(234,786)
A&G-Employee pensions and bene - COLI GSV & Premiums 9260-07487	9260-07487	9260	(106,484)	-0.90%	(21,297)	(21,297)	(21,297)	(21,297)	(13,598)	(13,459)	(21,587)	(14,657)	(14,852)	(14,852)	(14,852)	(15,274)
A&G-Employee pensions and bene - COLI Loan Interest 9260-07488	9260-07488	9260	502,481	4.24%	109,875	109,875	109,875	109,875	109,875	64,119	63,497	101,858	69,165	70,086	70,000	71,549
A&G-Employee pensions and bene - NQ Retirement Cost 9260-07489	9260-07489	9260	3,727,287	31.45%	745,546	745,546	745,546	745,546	745,546	475,623	471,003	755,830	513,046	519,862	519,242	533,702
A&G-Office supplies & expense - Employee Broadcast and Publication 9210-07495	9210-07495	9210	143,715	1.21%	0	0	117,740	25,975	16,339	18,161	29,135	19,782	20,045	20,021	20,572	20,572
A&G-Office supplies & expense - Misc Employee Welfare Exp 9210-07498	9210-07498	9210	34,818	0.29%	29,347	40,189	51,596	(92,033)	5,520	4,417	4,374	7,018	4,765	4,828	4,823	4,957
A&G-Employee pensions and bene - Misc Employee Welfare Exp 9260-07499	9260-07499	9260	8,438	0.07%	4,015	80	-	4,343	1,077	1,066	1,711	1,161	1,177	1,175	1,208	1,208
A&G-Rents - Misc Employee Welfare Exp 9310-07499	9310-07499	9310	2,559	0.02%	566	750	508	53	582	32	33	519	352	357	366	366
Distribution-Operation supervi - Misc Employee Welfare Exp 8700-07499	8700-07499	8700	100	0.00%	0	100	-	-	-	13	13	14	14	14	14	14
<b>Employee Welfare</b>			<b>11,851,190</b>	<b>100.00%</b>	<b>1,896,332</b>	<b>2,757,322</b>	<b>2,608,697</b>	<b>1,877,767</b>	<b>2,510,073</b>	<b>1,512,279</b>	<b>1,497,589</b>	<b>2,402,563</b>	<b>1,651,269</b>	<b>1,653,005</b>	<b>1,650,970</b>	<b>1,696,847</b>
A&G-Employee pensions and bene - Pension Benefits Load 9260-01202	9260-01202	9260	1,500,284	29.78%	313,236	298,826	293,352	326,083	268,746	351,825	368,890	389,005	339,756	389,005	372,255	355,606
A&G-Employee pensions and bene - FAS106 Benefits Load 9260-01203	9260-01203	9260	1,000,189	19.85%	208,824	198,217	195,555	217,389	179,164	234,417	245,927	259,337	225,837	259,337	248,170	237,034
A&G-Employee pensions and bene - Pension Benefits Variance 9260-01205	9260-01205	9260	(20,222)	-0.40%	(26,575)	15,170	20,099	(42,479)	9,563	(4,739)	(4,972)	(5,243)	(4,568)	(5,243)	(5,017)	(4,792)
A&G-Employee pensions and bene - FAS106 Benefits Variance 9260-01207	9260-01207	9260	(2,225)	-0.04%	(9,711)	34,385	15,636	(24,534)	(17,622)	(521)	(547)	(502)	(577)	(502)	(527)	
A&G-Injuries & damages - Workers Comp Variance 9250-01209	9250-01209	9250	12,582	0.25%	4,226	6,254	3,395	1,395	2,627	2,549	3,094	3,262	2,841	3,262	3,122	2,981
A&G-Injuries & damages - Workers Comp Insurance 9250-01221	9250-01221	9250	42,706	0.85%	8,757	8,365	8,299	9,442	7,862	10,123	10,515	11,089	9,856	11,089	10,611	10,134
A&G-Employee pensions and bene - Medical Benefits Load 9260-01251	9260-01251	9260	2,457,607	48.78%	513,110	489,505	480,604	534,156	440,232	575,998	604,278	637,228	554,915	637,228	609,790	582,352
A&G-Employee pensions and bene - Medical Benefits Variance 9260-01252	9260-01252	9260	(868,300)	-17.23%	(22,400)	(29,574)	(163,465)	(253,357)	(111,527)	(209,506)	(213,456)	(225,140)	(196,057)	(225,140)	(215,445)	(205,751)
A&G-Employee pensions and bene - Medical Benefits Load Projects 9260-01253	9260-01253	9260	27,093	0.54%	4,469	7,170	5,492	5,226	4,725	6,347	6,659	7,022	6,115	7,022	6,720	6,417
A&G-Employee pensions and bene - Empr ESOP Benefits Load 9260-01257	9260-01257	9260	442,941	8.79%	92,479	86,225	86,621	96,272	79,344	103,813	108,910	114,849	100,014	114,849	109,904	104,958
A&G-Employee pensions and bene - Empr ESOP Benefits Variance 9260-01258	9260-01258	9260	(18,789)	2.36%	24,397	29,234	19,858	29,845	15,405	27,541	29,258	30,801	26,822	30,801	29,474	28,149
A&G-Employee pensions and bene - Empr ESOP Benefits Load Projects 9260-01259	9260-01259	9260	5,005	0.10%	899	1,415	963	913	826	1,173	1,231	1,298	1,130	1,298	1,242	1,186
A&G-Employee pensions and bene - Empr HSA Benefits Load 9260-01260	9260-01260	9260	2,858	0.08%	597	569	559	621	512	670	703	741	645	741	709	677
A&G-Employee pensions and bene - Empr HSA Benefits Variance 9260-01261	9260-01261	9260	11,406	0.23%	(981)	(992)	(879)	14,249	9	2,673	2,805	2,957	2,575	2,957	2,830	2,703
A&G-Employee pensions and bene - Empr HSA Benefits Load Projects 9260-01262																



Insurance	Aoct-sub	FERO	YTD February	Ferc Alloc %	←←←← Actuals Budget →→→→												←←←← Budget
					2012	2012	2012	2013		2013	2013	2013	2013	2013	2013	2013	
					October	November	December	January	February	March	April	May	June	July	August	September	
			4,982,661	100.00%	1,111,114	1,214,803	1,215,078	226,493	1,215,165	1,284,735	1,284,286	1,284,311	1,284,311	1,302,167	1,302,157	1,302,167	
Distribution-Rents - Building Lease/Rents 9810-04581	8810-04581	8810	(6,860)	-0.31%	(6,660)	-	-	-	-	(1,438)	(1,438)	(1,438)	(1,438)	(1,439)	(1,439)	(1,439)	
A&G-Office supplies & expense - Building Lease/Rents 9210-04581	9210-04581	9210	8,437	0.39%	0	2,110	2,110	2,109	2,109	1,821	1,821	1,822	1,822	1,823	1,823	1,822	
A&G-Rents - Building Lease/Rents 9310-04581	9310-04581	9310	1,757,107	81.82%	374,372	372,201	372,921	287,262	350,361	376,322	379,322	379,525	379,731	379,731	379,731	379,530	
A&G-Office supplies & expense - Building Maintenance 9210-04582	9210-04582	9210	78,552	3.66%	16,914	3,370	8,870	43,993	5,405	16,958	16,958	16,967	16,976	16,976	16,976	16,967	
A&G-Rents - Building Maintenance 9310-04582	9310-04582	9310	181,480	8.45%	62,471	26,790	33,002	37,348	21,648	39,173	39,173	39,194	39,216	39,216	39,216	39,195	
A&G-Office supplies & expense - Utilities 9210-04590	9210-04590	9210	12,985	0.60%	2,676	2,314	2,356	3,311	2,327	2,603	2,603	2,605	2,606	2,606	2,606	2,605	
A&G-Rents - Utilities 9310-04590	9310-04590	9310	115,866	5.39%	19,953	21,582	20,567	32,643	20,961	24,970	24,970	24,983	24,997	24,997	24,997	24,984	
<b>Rent, Maint., &amp; Utilities</b>			<b>2,147,546</b>	<b>100.00%</b>	<b>469,726</b>	<b>428,368</b>	<b>439,766</b>	<b>406,655</b>	<b>403,032</b>	<b>463,609</b>	<b>463,609</b>	<b>463,659</b>	<b>464,109</b>	<b>464,109</b>	<b>464,109</b>	<b>463,653</b>	
Mains and Services Expenses - Vehicle Lease Payments 8740-03002	8740-03002	8740	16,927	35.95%	3,187	3,237	3,972	3,304	3,227	1,926	1,926	1,926	2,655	1,926	1,926	1,930	
Mains and Services Expenses - Vehicle Expense 8740-03004	8740-03004	8740	20,078	42.04%	6,630	3,545	3,907	3,357	2,837	2,285	2,285	2,285	3,031	2,285	2,285	2,299	
A&G-Office supplies & expense - Vehicle Expense 9210-03004	9210-03004	9210	2,651	5.53%	712	599	366	363	591	302	302	302	450	302	302	302	
A&G-Rents - Vehicle Expense 9310-03004	9310-03004	9310	43	0.09%	0	0	43	43	5	5	5	5	5	5	5	5	
A&G-Office supplies & expense - Equipment Lease 9210-04301	9210-04301	9210	1,080	2.29%	0	293	150	143	493	123	123	123	163	123	123	123	
Mains and Services Expenses - Equipment Lease 8740-04301	8740-04301	8740	120	0.25%	24	24	24	24	24	14	14	14	14	14	14	14	
A&G-Office supplies & expense - Heavy Equipment 9210-04302	9210-04302	9210	5,712	12.13%	2,908	1,718	200	886	-	650	650	650	862	650	650	651	
Mains and Services Expenses - Heavy Equipment 8740-04302	8740-04302	8740	479	1.02%	368	81	81	54	54	54	54	72	54	54	54	55	
<b>Vehicles &amp; Equip</b>			<b>47,087</b>	<b>100.00%</b>	<b>13,858</b>	<b>9,417</b>	<b>8,719</b>	<b>8,120</b>	<b>6,973</b>	<b>5,368</b>	<b>5,368</b>	<b>5,368</b>	<b>7,106</b>	<b>5,368</b>	<b>5,368</b>	<b>5,368</b>	
A&G-Office supplies & expense - Inventory Materials 9210-02001	9210-02001	9210	11,094	6.40%	758	729	7,231	1,152	1,214	4,083	4,222	4,158	4,075	4,094	4,146	4,139	
Distribution-Operation supervi - Inventory Materials 8700-02001	8700-02001	8700	1,035	0.60%	0	744	183	105	3	361	364	368	360	382	387	385	
A&G-Office supplies & expense - Non-Inventory Supplies 9210-02005	9210-02005	9210	14,961	8.64%	2,731	933	2,992	1,543	6,762	4,511	5,699	5,613	5,501	5,526	5,596	5,584	
A&G-Rents - Non-Inventory Supplies 9310-02005	9310-02005	9310	733	0.42%	176	132	277	148	270	279	275	270	271	274	274	274	
Distribution-Operation supervi - Non-Inventory Supplies 8700-02005	8700-02005	8700	38	0.02%	0	38	-	-	14	14	14	14	14	14	14	14	
A&G-Office supplies & expense - Purchasing Card Charges 9210-02006	9210-02006	9210	0	0.00%	0	221	(221)	0	-	-	-	-	-	-	-	-	
A&G-Office supplies & expense - Parts 9210-04305	9210-04305	9210	30	0.02%	0	0	30	-	-	11	11	11	11	11	11	11	
Sales-Demonstrating and sellin - Office Supplies 9120-05010	9120-05010	9120	67	0.04%	67	-	-	-	25	25	25	25	25	25	25	25	
A&G-Office supplies & expense - Office Supplies 9210-05010	9210-05010	9210	143,837	83.08%	31,599	30,879	29,433	33,230	18,698	52,985	54,792	53,961	52,881	53,131	53,795	53,707	
Miscellaneous general expenses - Office Supplies 9302-05010	9302-05010	9302	498	0.28%	0	0	224	275	183	180	187	183	184	186	186	186	
A&G-Rents - Office Supplies 9310-05010	9310-05010	9310	191	0.11%	0	0	173	70	73	72	70	71	71	71	71	71	
A&G-Maintenance of general pla - Office Supplies 9320-05010	9320-05010	9320	645	0.37%	0	0	645	-	238	246	242	237	238	241	241	241	
<b>Materials &amp; Supplies</b>			<b>173,120</b>	<b>100.00%</b>	<b>35,358</b>	<b>33,284</b>	<b>41,010</b>	<b>36,341</b>	<b>27,116</b>	<b>63,772</b>	<b>65,947</b>	<b>64,947</b>	<b>63,841</b>	<b>63,847</b>	<b>64,747</b>	<b>64,641</b>	
A&G-Maintenance of general pla - Offsite Storage 9320-04065	9320-04065	9320	90,879	2.14%	17,091	18,747	18,214	17,461	19,366	24,620	26,187	25,065	25,129	24,548	24,363	24,303	
A&G-Office supplies & expense - Offsite Storage 9210-04065	9210-04065	9210	21,216	0.50%	3,802	7,540	5,740	9,874	5,748	6,116	5,851	5,851	5,731	5,698	5,698	5,674	
A&G-Maintenance of general pla - Software Maintenance 9320-04201	9320-04201	9320	2,458,331	57.87%	1,002,808	510,416	540,008	66,207	336,892	665,445	708,071	677,458	679,210	663,505	658,488	656,876	
A&G-Rents - Software Maintenance 9310-04201	9310-04201	9310	2,040	0.01%	0	0	0	2,040	563	588	563	564	561	547	547	545	
Storage-Operation supervision - Software Maintenance 8140-04201	8140-04201	8140	541	0.01%	541	-	-	-	147	156	149	150	146	145	145	145	
Miscellaneous general expenses - Software Maintenance 9302-04201	9302-04201	9302	26,151	0.62%	8,696	223	2,923	11,411	2,908	7,085	7,338	7,212	7,231	7,064	7,011	6,993	
A&G-Office supplies & expense - Software Maintenance 9210-04201	9210-04201	9210	1,442,829	33.98%	194,113	194,773	363,213	360,988	340,442	390,823	415,858	397,875	398,607	389,684	386,737	385,750	
A&G-Office supplies & expense - IT Equipment 9210-04212	9210-04212	9210	76,105	1.88%	8,939	8,939	13,411	24,613	23,809	21,430	22,803	21,817	21,368	21,206	21,206	21,154	
A&G-Maintenance of general pla - IT Equipment 9320-04212	9320-04212	9320	125,424	2.96%	25,444	48,918	38,538	4,465	8,060	33,979	36,155	34,592	34,661	33,880	33,623	33,541	
<b>Information Technologies</b>			<b>4,244,316</b>	<b>100.00%</b>	<b>1,261,018</b>	<b>789,556</b>	<b>976,307</b>	<b>474,243</b>	<b>743,191</b>	<b>1,149,826</b>	<b>1,223,482</b>	<b>1,170,586</b>	<b>1,173,612</b>	<b>1,146,477</b>	<b>1,137,608</b>	<b>1,135,022</b>	
A&G-Office supplies & expense - Monthly Lines and service 9210-05310	9210-05310	9210	62,293	14.22%	11,873	5,344	11,330	21,830	11,916	26,491	26,276	26,491	26,284	26,280	26,220	26,285	
A&G-Office supplies & expense - Long Distance 9210-05312	9210-05312	9210	(23,445)	-5.35%	2,621	(34,498)	2,923	2,466	3,045	(9,848)	(9,970)	(9,880)	(9,870)	(9,858)	(9,858)	(9,893)	
A&G-Office supplies & expense - Toll Free Long Distance 9210-05314	9210-05314	9210	8,084	1.84%	1,734	1,620	1,834	1,404	3,986	3,438	3,410	3,405	3,411	3,403	3,411	3,411	
A&G-Office supplies & expense - Telecom Maintenance & Repair 9210-05316	9210-05316	9210	81,365	18.97%	15,994	5,642	21,245	24,653	13,832	34,177	34,602	34,320	34,276	34,331	34,248	34,332	
A&G-Office supplies & expense - WAN/LAN/Internet Service 9210-05331	9210-05331	9210	178,695	40.76%	38,656	26,178	38,063	41,243	34,544	75,059	75,993	75,375	75,276	75,399	75,215	75,401	
Distribution-Operation supervi - WAN/LAN/Internet Service 8700-05331	8700-05331	8700	637	0.15%	128	127	127	128	228	221	226	226	226	226	226	226	
Distribution-Operation supervi - Cellular, radio, pager charges 8700-05364	8700-05364	8700	531	0.12%	149	149	126	-	256	223	226	224	224	224	223	224	
A&G-Office supplies & expense - Cellular, radio, pager charges 9210-06364	9210-06364	9210	85,184	19.44%	20,911	20,935	15,46	40,632	1,140	35,772	36,217	35,923	35,876	35,834	35,847	35,835	
A&G-Office supplies & expense - Cell service for MDT's, PCs, SCADA 9210-05378	9210-05378	9210	13,771	3.14%	3,378	3,250	472	6,180	451	5,784	5,856	5,806	5,811	5,796	5,811	5,811	
A&G-Office supplies & expense - Cell phone equipment and accessories 9210-05377	9210-05377	9210	21,300	4.88%	9,103	7,938	311	2,440	1,509	8,947	9,059	8,985	8,973	8,987	8,988	8,988	
A&G-Office supplies & expense - Audio Conference 9210-05390	9210-05390	9210	8,903	2.24%	2,568	302	-	5,662	1,271	4,118	4,169	4,135	4,129	4,136	4,136	4,136	
<b>Telecom</b>			<b>438,169</b>	<b>100.00%</b>	<b>106,977</b>	<b>37,025</b>	<b>77,835</b>	<b>146,667</b>	<b>69,494</b>	<b>164,080</b>	<b>165,350</b>	<b>164,835</b>	<b>164,899</b>	<b>164,899</b>	<b>164,443</b>	<b>164,669</b>	
A&G-Office supplies & expense - Safety, Newspaper 9210-04001	9210-04001	9210	485	0.45%	0	485	-	-	195	193	193	193	193	193	193	267	
A&G-Office supplies & expense - Promo Other, Misc 9210-04021	9210-04021	9210	7,856	7.32%	1,281	1,080	5,375	70	3,159	3,126	2,981	2,961	3,126	2,961	4,329	4,329	
A&G-Office supplies & expense - Community Rel&Trade Shows 9210-04040	9210-04040	9210	(760)	-0.74%	500	82	(2,145)	123	550	(3,181)	(3,141)	(298)	(314)	(298)	(435)	(435)	
Sales-Demonstrating and sellin - Advertising 9120-04044	9120-04044	9120	1,298	1.21%	0	0	1,289	-	522	517	490	490</					

Acct-Sub	FERC	YTD February	Ferc Alloc %	----- Actuals Budget -----												----- Budget -----	
				2012 October	2012 November	2012 December	2013 January	2013 February	2013 March	2013 April	2013 May	2013 June	2013 July	2013 August	2013 September		
Customer accounts-Customer rec - Bank Service Charge 9303-04130	9303-04130	563	0.03%	-	-	-	-	553	372	67	50	72	51	46	77		
Miscellaneous general expenses - Reimbursement of Fraud Payments 9302-04135	9302-04135	1,023	0.05%	960	143	(22)	(89)	-	676	122	91	132	93	87	141		
Miscellaneous general expenses - Analyst Activities 9302-04140	9302-04140	24,021	1.21%	1,793	-	15,273	-	6,965	15,673	2,855	2,143	3,086	2,177	2,050	3,300		
A&G-Office supplies & expense - Analyst Activities 9210-04140	9210-04140	12	0.00%	0	12	-	-	-	a	1	1	2	1	1	2		
Miscellaneous general expenses - Web Site 9302-04141	9302-04141	3,383	0.17%	677	677	677	677	677	2,235	402	302	435	307	289	495		
A&G-Office supplies & expense - Web Site 9210-04141	9210-04141	7,610	0.38%	5,975	-	40	300	1,295	5,029	905	679	978	690	650	1,045		
Sales-Demonstrating and sellin - Web Site 9120-04141	9120-04141	3,767	0.19%	0	3,767	-	-	-	2,499	448	336	484	341	322	517		
Miscellaneous general expenses - Printing/Slides/Graphics 9302-04145	9302-04145	51,660	2.81%	965	1,616	41,113	-	7,964	34,138	6,141	4,608	5,637	4,682	4,409	7,096		
A&G-Office supplies & expense - Public Relations 9210-04146	9210-04146	15	0.00%	5	10	-	-	-	10	2	1	2	1	1	2		
<b>Directors &amp; Shareholders &amp; PR</b>		1,982,981	100.00%	434,759	66,865	360,060	1,008,121	111,357	1,316,398	235,715	178,697	254,763	179,718	169,267	272,386		
A&G-Office supplies & expense - Membership Fees 9210-05415	9210-05415	100,977	83.85%	36,287	4,378	7,240	45,399	7,572	23,629	29,195	19,862	49,010	34,241	23,472	22,056		
Miscellaneous general expenses - Membership Fees 9302-05415	9302-05415	1,665	1.38%	450	25	625	525	-	390	481	324	808	585	387	364		
A&G-Maintenance of general pla - Membership Fees 9320-05415	9320-05415	205	0.17%	0	205	-	-	-	48	59	40	99	70	48	45		
A&G-Office supplies & expense - Club Dues - Deductible 9210-05417	9210-05417	2,000	1.66%	0	0	0	2,000	-	468	578	399	971	678	465	437		
A&G-Office supplies & expense - Association Dues 9210-07510	9210-07510	1,200	1.00%	0	0	1,200	-	-	281	347	234	562	407	279	262		
Miscellaneous general expenses - Association Dues 9302-07510	9302-07510	14,375	11.94%	2,875	2,875	2,875	2,875	2,875	3,364	4,156	2,799	6,977	4,875	3,341	3,140		
<b>Dues &amp; Donations</b>		120,422	100.00%	39,652	7,483	11,940	50,799	10,547	23,180	34,817	23,448	59,448	40,836	27,892	26,303		
Distribution-Operation supervi - Postage/Delivery Services 8700-05111	8700-05111	8700	0.01%	0	0	0	11	-	3	3	3	3	3	3	3		
A&G-Office supplies & expense - Postage/Delivery Services 9210-05111	9210-05111	64,111	99.85%	14,796	15,024	17,863	18,448	17,960	20,207	20,357	20,232	20,307	20,282	20,327	20,245		
Miscellaneous general expenses - Postage/Delivery Services 9302-05111	9302-05111	114	0.13%	102	-	-	11	-	27	27	27	27	27	27	27		
<b>Print &amp; Postages</b>		64,235	100.00%	14,898	15,024	17,883	18,471	17,960	20,237	20,387	20,262	20,337	20,312	20,357	20,275		
A&G-Office supplies & expense - Meals and Entertainment 9210-05411	9210-05411	9210	20.39%	16,718	33,127	32,212	27,743	25,076	50,074	42,198	44,066	43,760	45,758	43,210	43,231		
Miscellaneous general expenses - Meals and Entertainment 9302-05411	9302-05411	9302	2.14%	203	7,466	404	3,830	2,430	5,247	4,421	4,617	4,585	4,795	4,528	4,530		
A&G-Rents - Meals and Entertainment 9310-05411	9310-05411	9310	0.15%	157	151	-	421	-	361	304	318	316	330	311	312		
Distribution-Operation supervi - Meals and Entertainment 8700-05411	8700-05411	8700	0.02%	0	31	50	-	17	43	34	35	35	37	35	35		
A&G-Office supplies & expense - Spousal & Dependent Travel 9210-05412	9210-05412	9210	1.53%	718	1,645	4,925	1,745	1,058	3,747	3,157	3,297	3,274	3,424	3,233	3,238		
Miscellaneous general expenses - Spousal & Dependent Travel 9302-05412	9302-05412	9302	2.16%	0	4,724	8,414	1,198	5,307	4,472	4,670	4,638	4,850	4,580	4,582	4,582		
A&G-Office supplies & expense - Transportation 9210-05413	9210-05413	9210	22.70%	15,488	33,158	40,625	24,094	38,893	55,744	46,974	48,095	48,714	50,839	48,103	48,125		
Miscellaneous general expenses - Transportation 9302-05413	9302-05413	9302	1.76%	1,633	1,912	2,952	2,316	2,816	4,318	3,638	3,800	3,773	3,948	3,726	3,728		
Mains and Services Expenses - Transportation 8740-05413	8740-05413	8740	-0.03%	0	(180)	(18)	-	(73)	(62)	(64)	(64)	(67)	(63)	(63)			
A&G-Office supplies & expense - Lodging 9210-05414	9210-05414	9210	12.43%	11,899	17,705	17,875	13,657	20,972	30,521	25,719	26,859	26,672	27,890	26,337	26,350		
A&G-Outside services employed - Lodging 9230-05414	9230-05414	9230	0.04%	0	272	22	-	109	92	96	96	100	94	94			
Miscellaneous general expenses - Lodging 9302-05414	9302-05414	9302	0.76%	1,060	1,541	557	886	984	1,868	1,574	1,644	1,632	1,707	1,612	1,613		
A&G-Office supplies & expense - Misc Employee Expense 9210-05419	9210-05419	9210	20.34%	53,934	7,876	(444)	57,687	15,502	49,955	42,097	43,962	43,656	45,650	43,108	43,129		
Miscellaneous general expenses - Misc Employee Expense 9302-05419	9302-05419	9302	0.01%	0	0	0	0	65	24	20	21	21	22	21	21		
Distribution-Operation supervi - Misc Employee Expense 8700-05419	8700-05419	8700	15.80%	62,463	40,768	0	0	0	38,303	32,277	33,707	33,473	35,002	33,053	33,069		
<b>Travel &amp; Entertainment</b>		651,380	100.00%	164,373	145,593	103,434	140,767	107,213	245,345	205,916	216,083	214,862	211,887	211,990			
A&G-Office supplies & expense - Employee Development 9210-05420	9210-05420	9210	27.48%	2,847	15,223	2,660	9,527	51,698	29,142	25,932	25,233	46,898	26,836	25,924	24,891		
Miscellaneous general expenses - Employee Development 9302-05420	9302-05420	9302	0.52%	949	585	-	-	549	488	485	475	883	505	488	469		
A&G-Office supplies & expense - Training 9210-05421	9210-05421	9210	31.58%	5,084	10,335	18,064	32,695	27,996	33,487	29,798	28,994	53,889	30,837	29,789	28,602		
Miscellaneous general expenses - Training 9302-05421	9302-05421	9302	0.04%	0	55	20	40	41	36	35	35	66	38	36	35		
A&G-Office supplies & expense - Books & Manuals 9210-05424	9210-05424	9210	26.71%	20,508	12,182	9,572	23,489	13,899	28,323	25,202	24,523	45,579	26,681	25,195	24,191		
Miscellaneous general expenses - Books & Manuals 9302-05424	9302-05424	9302	1.26%	1,000	1,510	1,214	42	1,339	1,192	1,190	2,156	1,233	1,182	1,144			
Distribution-Operation supervi - Safety Training 8700-05426	8700-05426	8700	2.59%	258	7,463	-	-	2,745	2,443	2,377	4,418	2,528	2,442	2,345			
A&G-Office supplies & expense - Safety Training 9210-05426	9210-05426	9210	0.80%	366	1,770	110	127	844	751	731	1,359	777	751	721			
A&G-Outside services employed - Safety Training 9230-05426	9230-05426	9230	5.06%	756	-	10,006	4,333	5,368	4,777	4,648	8,639	4,943	4,775	4,585			
A&G-Office supplies & expense - Technical (Job Skills) Training 9210-05427	9210-05427	9210	3.39%	6,745	3,265	(1,482)	1,553	3,592	3,196	3,110	5,780	3,307	3,185	3,069			
A&G-Office supplies & expense - Computer Skills & Systems Training 9210-05428	9210-05428	9210	0.02%	0	0	0	0	25	22	22	40	23	22	21			
A&G-Office supplies & expense - Work Environment Training 9210-05429	9210-05429	9210	0.55%	1,195	325	-	-	118	582	518	504	537	536	518	487		
<b>Training</b>		286,203	100.00%	31,599	53,909	37,241	75,580	99,875	166,038	94,355	91,812	170,942	97,648	84,327	80,568		
A&G-Administrative & general s - Contract Labor 9200-06111	9200-06111	9200	1.83%	0	18,116	36,464	5,165	13,382	13,227	11,916	13,223	12,597	11,788	11,945			
A&G-Office supplies & expense - Contract Labor 9210-06111	9210-06111	9210	3.26%	89,106	55,804	38,224	51,534	40,174	60,571	59,867	53,935	59,848	57,017	53,357	54,065		
A&G-Outside services employed - Contract Labor 9230-06111	9230-06111	9230	64.11%	561,039	679,275	418,543	572,157	567,715	616,569	609,398	549,019	808,209	580,390	543,131	550,338		
Miscellaneous general expenses - Contract Labor 9302-06111	9302-06111	9302	2.89%	13,740	14,156	34,098	16,320	11,264	19,714	19,465	17,565	19,479	18,558	17,366	17,597		
A&G-Rents - Contract Labor 9310-06111	9310-06111	9310	0.27%	2,586	6,730	3,156	7,165	4,901	4,844	4,364	4,843	4,614	4,318	4,375			
Miscellaneous general expenses - Legal 9302-06121	9302-06121	9302	0.14%	(10)	-	487	4,139	-	1,017	1,005	906	1,005	967	896	908		
A&G-Office supplies & expense - Legal 9210-06121	9210-06121	9210	1.52%	1,221	1,275	82,577	-	(13,337)	14,055	13,892	12,515	13,887	13,230	12,381	12,545		
A&G-Outside services employed - Legal 9230-06121	9230-06121	9230	0.39%	5,265	1,084	2,084	14,781	17,811	2,879	2,845	2,584	2,536	2,710	2,536			
<b>Outside Services</b>		3,327,839	100.00%	675,862	753,068	580,282	695,001	623,304	733,089	724,563	652,773	724,388	690,073	645,779	654,342		
A&G-Administrative & general s - A&G Overhead Clearing 9200-04663	9200-04663	9200	99.80%	(4,624,131)	(3,969,732)	(4,112,738)	(4,519,262)	(3,854,279)	(4,440,912)	(4,440,912)	(4,440,788)	(4,440,837)	(4,440,612)	(4,440,912)	(4,440,738)		
A&G-Office supplies & expense - Misc General Expense 9210-07590	9210-07590	9210	0.10%	2,085	(25,159)	50	362	731	(4,591)	(4,591)	(4,590)	(4,590)	(4,591)	(4,591)	(4,590)		
Miscellaneous general expenses - Misc General Expense 9302-07590	9302-07590	9302	0.00%	0	0	0	83	(13)	15	15	15	15	15	15			
A&G-Office supplies & expense - UCG Beginning Balance 3-31-98 9210-09195	9210-09195	9210	0.00%	0	0	0	0	0	5	5	5	5	5	5			
A&G-Office supplies & expense - Reimbursements 9210-09911	9210-09911	9210	0.00%	(64,538													

Acct-sub	FERC	YTD February	Ferc Allo %	Actuals Budget												Budget		
				2012 October	2012 November	2012 December	2013 January	2013 February	2013 March	2013 April	2013 May	2013 June	2013 July	2013 August	2013 September			
8160				0	0	0	0	0	0	0	0	0	0	0	0	0	0	0
8190				0	0	0	0	0	0	0	0	0	0	0	0	0	0	0
8200				0	0	0	0	0	0	0	0	0	0	0	0	0	0	0
8210				0	0	0	0	0	0	0	0	0	0	0	0	0	0	0
8240				0	0	0	0	0	0	0	0	0	0	0	0	0	0	0
8250				0	0	0	0	0	0	0	0	0	0	0	0	0	0	0
8310				0	0	0	0	0	0	0	0	0	0	0	0	0	0	0
8320				0	0	0	0	0	0	0	0	0	0	0	0	0	0	0
8340				0	0	0	0	0	0	0	0	0	0	0	0	0	0	0
8350				0	0	0	0	0	0	0	0	0	0	0	0	0	0	0
8360				0	0	0	0	0	0	0	0	0	0	0	0	0	0	0
8400				0	0	0	0	0	0	0	0	0	0	0	0	0	0	0
8410				0	0	0	0	0	0	0	0	0	0	0	0	0	0	0
8470				0	0	0	0	0	0	0	0	0	0	0	0	0	0	0
8500				0	0	0	0	0	0	0	0	0	0	0	0	0	0	0
8560				0	0	0	0	0	0	0	0	0	0	0	0	0	0	0
8570				0	0	0	0	0	0	0	0	0	0	0	0	0	0	0
8580				0	0	0	0	0	0	0	0	0	0	0	0	0	0	0
8590				0	0	0	0	0	0	0	0	0	0	0	0	0	0	0
8600				0	0	0	0	0	0	0	0	0	0	0	0	0	0	0
8620				0	0	0	0	0	0	0	0	0	0	0	0	0	0	0
8630				0	0	0	0	0	0	0	0	0	0	0	0	0	0	0
8640				0	0	0	0	0	0	0	0	0	0	0	0	0	0	0
8650				0	0	0	0	0	0	0	0	0	0	0	0	0	0	0
8670				0	0	0	0	0	0	0	0	0	0	0	0	0	0	0
8700				63,583	48,853	14,108	(2,823)	43	44,123	37,913	39,389	40,863	40,634	38,598	38,515			
8710				0	0	0	0	0	0	0	0	0	0	0	0	0	0	0
8711				0	0	0	0	0	0	0	0	0	0	0	0	0	0	0
8720				0	0	0	0	0	0	0	0	0	0	0	0	0	0	0
8740				10,239	8,806	8,694	6,462	5,888	4,346	4,364	4,370	5,747	4,367	4,364	4,366			
8750				0	0	0	0	0	0	0	0	0	0	0	0	0	0	0
8760				0	0	0	0	0	0	0	0	0	0	0	0	0	0	0
8770				0	0	0	0	0	0	0	0	0	0	0	0	0	0	0
8780				0	0	0	0	0	0	0	0	0	0	0	0	0	0	0
8790				0	0	0	0	0	0	0	0	0	0	0	0	0	0	0
8800				0	0	0	0	0	0	0	0	0	0	0	0	0	0	0
8810				(6,660)	0	0	0	0	(1,438)	(1,438)	(1,439)	(1,439)	(1,439)	(1,439)	(1,439)			
8850				0	0	0	0	0	0	0	0	0	0	0	0	0	0	0
8860				0	0	0	0	0	0	0	0	0	0	0	0	0	0	0
8870				0	0	0	0	0	0	0	0	0	0	0	0	0	0	0
8990				0	0	0	0	0	0	0	0	0	0	0	0	0	0	0
8900				0	0	0	0	0	0	0	0	0	0	0	0	0	0	0
8910				0	0	0	0	0	0	0	0	0	0	0	0	0	0	0
8920				0	0	0	0	0	0	0	0	0	0	0	0	0	0	0
8930				0	0	0	0	0	0	0	0	0	0	0	0	0	0	0
8940				0	0	0	0	0	0	0	0	0	0	0	0	0	0	0
8950				0	0	0	0	0	0	0	0	0	0	0	0	0	0	0
9010				0	0	0	0	0	0	0	0	0	0	0	0	0	0	0
9020				11,807	10,567	10,952	11,864	10,316	11,370	11,933	12,590	10,950	12,590	12,043	11,496			
9030				0	0	0	0	0	563	372	57	72	51	46	77			
9040				0	0	0	0	0	0	0	0	0	0	0	0	0	0	0
9050				0	0	0	0	0	0	0	0	0	0	0	0	0	0	0
9070				0	0	0	0	0	0	0	0	0	0	0	0	0	0	0
9080				0	0	0	0	0	0	0	0	0	0	0	0	0	0	0
9090				0	0	0	0	0	0	0	0	0	0	0	0	0	0	0
9100				0	0	0	0	0	0	0	0	0	0	0	0	0	0	0
9110				0	0	0	0	0	0	0	0	0	0	0	0	0	0	0
9120				67	4,419	0	1,299	0	3,298	1,249	1,095	1,244	1,142	1,082	1,617			
9130				0	0	0	0	0	0	0	0	0	0	0	0	0	0	0
9150				0	0	0	0	0	0	0	0	0	0	0	0	0	0	0
9200				(1,540,001)	(1,109,877)	(1,200,066)	(1,357,057)	(1,112,731)	(1,473,784)	(1,327,577)	(1,158,234)	(1,582,997)	(1,157,678)	(1,300,489)	(1,442,182)			
9210				751,364	481,654	813,413	1,088,605	724,214	1,354,860	1,184,044	1,152,205	1,280,388	1,164,481	1,129,562	1,159,846			
9220				0	0	0	0	0	0	0	0	0	0	0	0	0	0	0
9230				570,053	680,824	420,649	596,944	558,711	624,925	617,112	556,326	620,788	588,143	550,537	557,587			
9240				16,927	16,927	16,927	17,330	17,289	22,011	22,011	22,012	22,012	22,318	22,318	22,318			
9250				1,107,231	1,212,599	1,209,910	220,001	1,203,186	1,275,273	1,275,914	1,276,735	1,274,870	1,294,275	1,293,653	1,293,032			
9260				3,024,011	3,666,802	3,758,262	2,824,615	3,378,956	2,656,942	2,695,815	3,657,784	2,731,374	2,919,659	2,862,027	2,851,674			
9270				0	0	0	0	0	0	0	0	0	0	0	0	0	0	0
9280				0	0	0	0	0	0	0	0	0	0	0	0	0	0	0
9290				0	0	0	0	0	0	0	0	0	0	0	0	0	0	0
9301				0	0	0	0	0	0	0	0	0	0	0	0	0	0	0
9302				402,866	84,630	358,721	866,407	137,566	1,155,887	247,581	194,871	268,404	200,840	188,190	275,124			
9310				460,383	424,063	433,973	351,195	403,405	449,952	448,862	449,819	450,364	450,141	449,825	449,656			
9320				1,045,342	578,286	597,405	88,132	384,484	724,426	770,746	737,410	739,376	722,254	716,776	715,026			
				5,917,891	6,116,553	6,442,948	4,712,972	5,691,871	6,852,500	5,993,774	6,944,944	5,842,197	6,262,225	5,967,341	5,936,879			

Dalles Almos Rate Division - 002DIV

		Forecast ----->														
Acct-sub	FERG	2013 October	2013 November	2013 December	2014 January	2014 February	2014 March	2014 April	2014 May	2014 June	2014 July	2014 August	2014 September	2014 October	2014 November	
A&G-Administrative & general s - PTO Accrual 9200-01010	9200-01010	9200	20,835	19,955	20,302	21,723	17,906	20,632	21,654	22,845	19,870	22,845	21,853	20,861	21,460	20,554
Customer accounts-Meter readin - Non-project Labor 9200-01000	9200-01000	9020	11,918	11,414	11,813	12,426	10,242	11,801	12,386	13,068	11,366	13,068	12,500	11,933	12,275	11,757
A&G-Administrative & general s - Non-project Labor 9200-01000	9200-01000	9200	3,041,900	2,913,408	2,984,017	3,171,529	2,614,241	3,012,204	3,161,474	3,335,378	2,900,338	3,335,378	3,190,565	3,046,570	3,133,157	3,000,810
Distribution-Operation supervi - Non-project Labor 8700-01000	8700-01000	8700	2,177	2,065	2,121	2,270	1,871	2,156	2,263	2,387	2,075	2,367	2,283	2,180	2,242	2,148
Mains and Services Expenses - Capital Labor 8740-01000	8740-01000	8740	146	140	142	152	125	145	152	160	139	150	153	146	150	144
A&G-Administrative & general s - Capital Labor 9200-01001	9200-01001	9200	266,290	255,042	259,472	277,638	228,853	263,691	276,758	291,962	253,950	291,982	279,304	266,627	274,279	262,693
Mains expenses - Capital Labor Contra 8560-01002	8560-01002	8560	(20)	(20)	(20)	(21)	(18)	(20)	(21)	(22)	(19)	(22)	(21)	(20)	(21)	(20)
Distribution-Operation supervi - Capital Labor Contra 8700-01002	8700-01002	8700	(3,040)	(2,912)	(2,962)	(3,189)	(2,613)	(3,010)	(3,156)	(3,333)	(2,895)	(3,333)	(3,188)	(3,044)	(3,131)	(2,999)
A&G-Administrative & general s - Capital Labor Contra 9200-01002	9200-01002	9200	(66,883)	(64,058)	(65,170)	(69,733)	(57,490)	(66,230)	(69,512)	(73,335)	(62,895)	(73,335)	(70,151)	(66,957)	(68,979)	(65,973)
A&G-Administrative & general s - O&M Project Labor and Contra 9200-01006	9200-01006	9200	19,684	18,853	19,180	20,523	16,917	19,492	20,458	21,563	18,772	21,583	20,646	19,708	20,275	19,418
Distribution-Operation supervi - Expense Labor Accrual 8700-01008	8700-01008	8700	(127)	(122)	(124)	(133)	(110)	(125)	(132)	(140)	(122)	(140)	(134)	(128)	(131)	(125)
Mains and Services Expenses - Expense Labor Accrual 8740-01008	8740-01008	8740	-	-	-	-	-	-	-	-	-	-	-	-	-	-
Customer accounts-Meter readin - Expense Labor Accrual 9200-01008	9200-01008	9200	(91)	(88)	(89)	(95)	(79)	(91)	(95)	(100)	(87)	(100)	(96)	(92)	(94)	(90)
A&G-Administrative & general s - Expense Labor Accrual 9200-01008	9200-01008	9200	(23,700)	(22,999)	(23,053)	(24,710)	(20,368)	(23,469)	(24,632)	(25,987)	(22,802)	(25,987)	(24,658)	(23,730)	(24,411)	(23,380)
Mains expenses - Capital Labor Transfer In 8560-01011	8560-01011	8560	20	20	20	21	18	20	21	22	19	22	21	20	21	20
A&G-Administrative & general s - Capital Labor Transfer In 9200-01011	9200-01011	9200	39,947	38,259	38,924	41,649	34,331	39,557	41,517	43,801	38,056	43,801	41,899	39,957	41,145	39,407
Distribution-Operation supervi - Capital Labor Transfer In 8700-01011	8700-01011	8700	3,040	2,912	2,962	3,189	2,613	3,010	3,156	3,333	2,899	3,333	3,188	3,044	3,131	2,999
A&G-Administrative & general s - Capital Labor Transfer Out 9200-01012	9200-01012	9200	(239,354)	(229,244)	(233,252)	(249,554)	(205,704)	(237,018)	(248,763)	(262,447)	(228,252)	(262,447)	(251,052)	(239,657)	(246,535)	(236,121)
Distribution-Operation supervi - Expense Labor Transfer In 8700-01013	8700-01013	8700	189	162	165	175	145	168	176	186	166	186	177	167	174	167
A&G-Administrative & general s - Expense Labor Transfer In 9200-01013	9200-01013	9200	33,306	31,899	32,454	34,726	29,824	32,981	34,616	36,520	31,763	36,520	34,994	33,349	34,306	32,856
A&G-Administrative & general s - Expense Labor Transfer Out 9200-01014	9200-01014	9200	(19,694)	(18,853)	(19,180)	(20,523)	(16,917)	(19,492)	(20,458)	(21,563)	(18,772)	(21,583)	(20,646)	(19,708)	(20,275)	(19,418)
<b>Benefit</b>			<b>3,086,532</b>	<b>2,956,155</b>	<b>3,007,507</b>	<b>3,216,083</b>	<b>2,652,599</b>	<b>3,056,407</b>	<b>3,207,861</b>	<b>3,386,317</b>	<b>2,943,506</b>	<b>3,384,317</b>	<b>3,237,979</b>	<b>3,090,439</b>	<b>3,179,125</b>	<b>3,044,840</b>
A&G-Employee pensions and bene - RSU-Management Incentive Plan 9260-07463	9260-07463	9260	73,661	107,106	109,140	72,940	97,501	59,743	59,172	93,326	63,365	64,209	64,130	65,916	75,650	109,997
A&G-Employee pensions and bene - Service Awards 9260-07421	9260-07421	9260	6,183	8,990	9,150	6,122	8,153	4,930	4,883	5,318	5,389	5,389	5,383	5,532	5,349	6,232
A&G-Employee pensions and bene - Education Assistance Program 9260-07447	9260-07447	9260	19,518	28,379	28,916	19,327	25,934	15,665	15,414	24,728	16,790	17,013	16,992	17,465	20,045	29,145
A&G-Office supplies & expense - Non-Qual Retirement Exp 9210-07449	9210-07449	9210	14	21	14	14	14	11	12	18	12	12	12	15	21	
A&G-Employee pensions and bene - Variable Pay & Mgmt Incentive Plans 9260-07452	9260-07452	9260	1,175,978	1,709,907	1,742,386	1,164,486	1,556,580	937,815	928,705	1,489,921	1,011,634	1,025,083	1,023,821	1,052,333	1,207,730	1,756,075
A&G-Employee pensions and bene - Exec Compensation-Other 9260-07453	9260-07453	9260	26	37	25	25	24	20	20	22	22	22	22	23	26	
A&G-Employee pensions and bene - Retirement Stock - Long Term Incent 9260-07458	9260-07458	9260	147,816	214,928	219,011	146,399	195,556	117,879	118,734	187,277	127,155	128,849	128,560	132,274	151,807	220,731
A&G-Employee pensions and bene - RSU-Long Term Incentive Plan - Time 9260-07468	9260-07468	9260	35,076	123,703	126,053	84,243	112,811	67,846	67,167	107,768	73,184	74,160	74,069	76,131	87,373	127,043
A&G-Employee pensions and bene - Rabbi Trust Gain/Loss 9260-07486	9260-07486	9260	(289,567)	(391,798)	(389,240)	(266,819)	(356,866)	(214,855)	(212,796)	(341,392)	(231,793)	(234,882)	(234,592)	(241,125)	(276,732)	(402,377)
A&G-Employee pensions and bene - COLI CSV & Premiums 9260-07487	9260-07487	9260	(17,499)	(25,444)	(25,927)	(17,327)	(23,152)	(13,955)	(13,819)	(22,170)	(15,053)	(15,253)	(15,235)	(15,659)	(17,971)	(26,131)
A&G-Employee pensions and bene - COLI Loan Interest 9260-07488	9260-07488	9260	52,574	120,065	122,344	81,765	109,259	65,851	65,211	104,616	71,032	71,978	71,890	73,892	84,803	124,307
A&G-Employee pensions and bene - NQ Retirement Cost 9260-07489	9260-07489	9260	612,513	890,613	907,549	606,517	810,751	485,465	483,720	776,032	526,899	533,919	533,262	548,112	629,051	914,659
A&G-Office supplies & expense - Employee Broadcast and Publication 9210-07495	9210-07495	9210	23,917	34,340	34,992	23,366	31,251	18,834	18,651	29,922	20,316	20,587	20,561	21,134	24,255	35,267
A&G-Office supplies & expense - Misc Employee Welfare Exp 9210-07499	9210-07499	9210	5,689	8,272	8,429	5,633	7,530	4,537	4,493	7,027	4,854	4,956	4,953	5,091	5,642	8,495
A&G-Employee pensions and bene - Misc Employee Welfare Exp 9260-07499	9260-07499	9260	1,387	2,018	2,055	1,373	1,835	1,105	1,095	1,757	1,193	1,209	1,207	1,241	1,424	2,071
A&G-Rents - Misc Employee Welfare Exp 9310-07499	9310-07499	9310	421	616	623	416	557	332	332	533	362	367	366	432	628	
Distribution-Operation supervi - Misc Employee Welfare Exp 8700-07499	8700-07499	8700	16	24	24	16	22	13	13	21	14	14	14	15	17	
<b>Employee Welfare</b>			<b>1,947,833</b>	<b>2,831,770</b>	<b>2,899,558</b>	<b>1,928,456</b>	<b>2,577,645</b>	<b>1,859,111</b>	<b>1,836,024</b>	<b>2,487,462</b>	<b>1,675,314</b>	<b>1,697,636</b>	<b>1,695,546</b>	<b>1,742,764</b>	<b>2,000,115</b>	<b>2,306,228</b>
A&G-Employee pensions and bene - Pension Benefits Load 9260-01202	9260-01202	9260	396,992	351,777	344,273	382,065	315,211	362,138	360,083	400,991	348,761	400,991	393,581	366,171	376,679	360,768
A&G-Employee pensions and bene - FAS108 Benefits Load 9260-01203	9260-01203	9260	244,395	234,518	229,515	254,710	210,141	241,425	253,369	287,327	232,507	267,327	255,721	244,114	251,119	240,512
A&G-Employee pensions and bene - Pension Benefits Variance 9260-01208	9260-01208	9260	(4,941)	(4,741)	(4,640)	(5,150)	(4,249)	(4,881)	(5,123)	(5,405)	(4,701)	(5,405)	(5,170)	(4,935)	(5,077)	(4,863)
A&G-Employee pensions and bene - FAS108 Benefits Variance 9260-01207	9260-01207	9260	(5,440)	(5,221)	(5,101)	(5,677)	(4,677)	(5,377)	(5,604)	(5,951)	(5,177)	(5,951)	(5,659)	(5,433)	(5,553)	
A&G-Injuries & damages - Workers Comp Variance 9260-01206	9260-01206	9260	3,074	2,950	2,887	3,204	2,887	3,037	3,168	3,363	2,925	3,363	3,217	3,071	3,159	3,026
A&G-Injuries & damages - Workers Comp Insurance 9260-01221	9260-01221	9260	10,450	10,027	9,813	10,891	9,995	10,824	10,824	11,430	9,941	11,430	10,934	10,438	10,737	10,294
A&G-Employee pensions and bene - Medical Benefits Load 9260-01251	9260-01251	9260	800,512	576,244	563,951	625,859	516,346	593,216	622,613	656,891	571,303	656,891	628,342	599,622	617,036	590,972
A&G-Employee pensions and bene - Medical Benefits Variance 9260-01252	9260-01252	9260	(212,158)	(203,593)	(199,250)	(221,123)	(162,431)	(209,690)	(219,976)	(232,076)	(201,848)	(232,076)	(222,000)	(211,524)	(218,006)	(208,797)
A&G-Employee pensions and bene - Medical Benefits Load Projects 9260-01293	9260-01293	9260	6,618	6,350	6,215	6,897	6,690	6,537	6,681	7,239	6,296	7,239	6,924	6,610	6,900	6,512
A&G-Employee pensions and bene - Empr ESOP Benefits Load 9260-01257	9260-01257	9260	108,232	103,888	101,642	112,800	93,062	108,917	112,215	118,388	102,967	118,388	113,248	108,108	111,210	106,512
A&G-Employee pensions and bene - Empr ESOP Benefits Variance 9260-01258	9260-01258	9260	29,026	27,853	27,259	30,251	24,958	28,873	30,094	31,750	27,614	31,750	30,371	29,593	29,825	28,565
A&G-Employee pensions and bene - Empr ESOP Benefits Load Projects 9260-01259	9260-01259	9260	1,223	1,174	1,149	1,275	1,052	1,208	1,268	1,338	1,164	1,338	1,280	1,222	1,257	1,204
A&G-Employee pensions and bene - Emp HSA Benefits Load 9260-01260	9260-01260	9260	598	670	656	728	600	690	724	784	684	784	731	697	717	687
A&G-Employee pensions and bene - Emp HSA Benefits Variance 9260-01261	9260-01261	9260	2,787	2,674	2,617	2,905	2,398	2,753	2,890							

Forecast ----->

Acct-sub	FERC	Forecast													
		2013 October	2013 November	2013 December	2014 January	2014 February	2014 March	2014 April	2014 May	2014 June	2014 July	2014 August	2014 September	2014 October	2014 November
<b>Insurance</b>		1,166,870	1,275,543	1,275,830	237,818	1,275,823	348,447	1,349,448	1,345,527	1,348,827	1,367,285	1,367,285	1,367,285	1,225,008	1,339,320
Distribution-Rents - Building Lease/Rents 8810-04581	6810-04581	6810	(1,457)	(1,329)	(1,364)	(1,261)	(1,250)	(1,438)	(1,438)	(1,439)	(1,439)	(1,439)	(1,439)	(1,439)	(1,329)
A&G-Office supplies & expense - Building Lease/Rents 9210-04581	9210-04581	9210	1,845	1,683	1,728	1,598	1,583	1,821	1,821	1,822	1,823	1,823	1,823	1,823	1,683
A&G-Rents - Building Lease/Rents 9310-04581	9310-04581	9310	384,326	350,488	359,813	332,722	329,756	379,322	379,322	379,526	379,731	379,731	379,731	379,326	350,488
A&G-Office supplies & expense - Building Maintenance 9210-04582	9210-04582	9210	17,181	15,869	16,065	14,874	14,742	16,858	16,958	16,967	16,976	16,976	16,976	17,181	15,869
A&G-Rents - Building Maintenance 9310-04582	9310-04582	9310	39,690	36,196	37,159	34,361	34,055	39,173	39,173	39,194	39,216	39,216	39,216	39,195	37,159
A&G-Office supplies & expense - Utilities 9210-04590	9210-04590	9210	2,840	2,690	2,659	2,459	2,437	2,803	2,803	2,805	2,806	2,806	2,806	2,840	2,690
A&G-Rents - Utilities 9310-04590	9310-04590	9310	25,299	23,072	23,685	21,802	21,707	24,970	24,970	24,983	24,997	24,997	24,984	25,299	23,072
<b>Rent, Maint., &amp; Utilities</b>			469,726	428,366	439,766	405,685	403,032	463,809	463,609	463,859	464,109	464,109	464,109	483,863	469,726
Mains and Services Expenses - Vehicle Lease Payments 8740-03002	8740-03002	8740	5,117	3,476	3,219	2,898	2,574	1,978	1,978	1,978	1,978	1,978	1,978	5,255	3,570
Mains and Services Expenses - Vehicle Expense 8740-03004	8740-03004	8740	5,069	4,123	3,818	3,555	3,053	2,346	2,346	2,346	2,346	2,346	2,346	6,232	4,235
A&G-Office supplies & expense - Vehicle Expense 9210-03004	9210-03004	9210	601	545	504	470	403	310	310	310	310	310	310	823	559
A&G-Rents - Vehicle Expense 9310-03004	9310-03004	9310	13	9	8	8	6	5	5	5	5	5	5	13	9
A&G-Office supplies & expense - Equipment Lease 9210-04301	9210-04301	9210	327	222	205	191	164	128	128	126	126	126	126	335	228
Mains and Services Expenses - Equipment Lease 8740-04301	8740-04301	8740	26	25	23	21	18	14	14	14	14	14	14	37	25
A&G-Office supplies & expense - Heavy Equipment 9210-04302	9210-04302	9210	1,727	1,173	1,065	1,012	859	658	658	658	658	658	658	1,773	1,205
Mains and Services Expenses - Heavy Equipment 8740-04302	8740-04302	8740	145	98	91	85	73	56	56	56	56	56	56	149	101
<b>Utilities &amp; Equip</b>			14,233	9,871	8,955	8,338	7,161	5,803	5,803	5,803	5,803	5,803	5,803	14,619	9,932
A&G-Office supplies & expense - Inventory Materials 9210-02001	9210-02001	9210	2,326	2,189	2,697	2,390	1,763	4,193	4,336	4,271	4,185	4,205	4,257	2,368	2,248
Distribution-Operation supervi - Inventory Materials 8700-02001	8700-02001	8700	217	204	252	223	168	391	405	399	391	392	397	223	210
A&G-Office supplies & expense - Non-Inventory Supplies 9210-02005	9210-02005	9210	3,139	2,854	3,640	3,225	2,407	5,660	5,853	5,784	5,849	5,776	5,747	3,224	3,034
A&G-Rents - Non-Inventory Supplies 9310-02005	9310-02005	9310	154	145	178	158	118	277	287	283	277	278	282	158	149
Distribution-Operation supervi - Non-Inventory Supplies 8700-02005	8700-02005	8700	8	7	9	8	6	14	15	14	14	14	14	8	6
A&G-Office supplies & expense - Purchasing Card Charges 9210-02006	9210-02006	9210	-	-	-	-	-	-	-	-	-	-	-	-	-
A&G-Office supplies & expense - Parts 9210-04306	9210-04306	9210	6	6	7	7	5	11	12	12	11	11	12	7	6
Sales-Demonstrating and sellin - Office Supplies 9120-05010	9120-05010	9120	14	13	16	14	11	25	26	26	25	25	26	14	13
A&G-Office supplies & expense - Office Supplies 9210-05010	9210-05010	9210	30,179	26,401	34,963	31,009	23,138	54,416	56,272	55,418	54,309	54,565	55,248	30,994	29,168
Miscellaneous general expenses - Office Supplies 9302-05010	9302-05010	9302	105	98	121	107	80	188	195	182	188	189	191	107	101
A&G-Rents - Office Supplies 9310-05010	9310-05010	9310	40	38	47	41	31	72	75	74	72	73	73	41	39
A&G-Maintenance of general pla - Office Supplies 9320-05010	9320-05010	9320	135	127	157	139	104	244	252	248	244	245	246	139	131
<b>Materials &amp; Supplies</b>			36,323	31,183	42,117	37,322	27,848	65,464	67,727	66,700	65,955	65,873	66,485	37,304	35,106
A&G-Maintenance of general pla - Offsite Storage 9320-04065	9320-04065	9320	27,730	17,362	21,489	10,429	16,343	25,285	26,904	25,741	25,808	25,211	25,020	24,958	28,479
A&G-Office supplies & expense - Offsite Storage 9210-04065	9210-04065	9210	6,474	4,053	5,012	2,435	3,815	5,903	6,281	6,008	6,025	5,886	5,841	5,827	4,153
A&G-Maintenance of general pla - Software Maintenance 9320-04201	9320-04201	9320	748,498	489,281	580,278	281,671	441,723	683,412	727,189	695,750	697,548	681,420	676,267	674,812	768,735
A&G-Rents - Software Maintenance 9310-04201	9310-04201	9310	622	390	482	234	367	567	604	578	579	566	582	639	400
Storage-Operation supervision - Software Maintenance 8140-04201	8140-04201	8140	165	103	128	62	97	161	160	183	154	150	149	170	105
Miscellaneous general expenses - Software Maintenance 9302-04201	9302-04201	9302	7,979	4,996	6,178	3,001	4,703	7,276	7,742	7,407	7,425	7,255	7,200	8,195	5,131
A&G-Office supplies & expense - Software Maintenance 9210-04201	9210-04201	9210	440,188	275,814	340,803	155,546	256,429	401,375	427,086	408,621	409,677	400,205	397,179	396,206	452,074
A&G-Office supplies & expense - IT Equipment 9210-04212	9210-04212	9210	24,137	15,113	18,688	9,078	14,226	22,009	23,419	22,406	22,646	21,845	21,779	21,726	24,789
A&G-Maintenance of general pla - IT Equipment 9320-04212	9320-04212	9320	39,271	23,962	28,630	14,393	22,555	34,896	37,131	35,526	35,618	34,794	34,531	34,447	24,609
<b>Information Technologies</b>			1,295,066	810,874	1,002,887	487,048	763,257	1,190,874	1,256,517	1,202,192	1,206,306	1,177,432	1,168,529	1,165,687	1,330,032
A&G-Office supplies & expense - Monthly Lines and service 9210-05310	9210-05310	9210	15,818	5,406	11,354	21,442	10,146	28,872	27,206	26,985	26,950	26,993	26,928	26,594	16,040
A&G-Office supplies & expense - Long Distance 9210-05312	9210-05312	9210	(5,878)	(2,034)	(4,277)	(8,070)	(3,818)	(10,114)	(10,239)	(10,156)	(10,143)	(10,159)	(10,125)	(10,160)	
A&G-Office supplies & expense - Toll Free Long Distance 9210-05314	9210-05314	9210	2,027	701	1,475	2,783	1,317	3,487	3,531	3,502	3,497	3,503	3,494	2,082	
A&G-Office supplies & expense - Telecom Maintenance & Repair 9210-05316	9210-05316	9210	20,400	7,061	14,843	28,007	13,252	35,089	35,536	35,247	35,201	35,258	35,172	35,259	
A&G-Office supplies & expense - WAN/LAN/Internet Service 9210-05331	9210-05331	9210	44,803	15,506	32,598	61,508	29,104	77,085	78,044	77,410	77,309	77,434	77,246	46,012	
Distribution-Operation supervi - WAN/LAN/Internet Service 8700-05331	8700-05331	8700	160	55	116	219	104	275	278	276	276	276	275	164	
Distribution-Operation supervi - Cellular, radio, pager charges 8700-05364	8700-05364	8700	133	46	97	183	86	229	232	230	230	230	230	137	
A&G-Office supplies & expense - Cellular, radio, pager charges 9210-05364	9210-05364	9210	21,352	7,390	15,536	28,314	13,871	35,738	37,195	36,893	36,845	36,904	36,815	21,929	
A&G-Office supplies & expense - Cell service for MDTs, PCs, SCADA 9210-05376	9210-05376	9210	5,343	1,188	2,512	4,740	2,243	5,941	6,015	5,956	5,968	5,963	5,968	3,546	
A&G-Office supplies & expense - Cell phone equipment and accessories 9210-05377	9210-05377	9210	6,340	1,848	3,896	7,332	3,469	9,188	9,303	9,227	9,215	9,230	9,230	5,485	
A&G-Office supplies & expense - Audio Conference 9210-05390	9210-05390	9210	2,453	851	1,786	3,374	1,697	4,229	4,281	4,247	4,244	4,248	4,238	2,524	
<b>Telecom</b>			109,866	38,028	79,937	180,632	71,370	199,030	191,382	189,826	189,877	189,885	189,423	189,892	
A&G-Office supplies & expense - Safety, Newspaper 9210-04001	9210-04001	9210	79	126	146	117	31	200	198	188	188	198	188	275	
A&G-Office supplies & expense - Promo Other, Misc 9210-04021	9210-04021	9210	1,273	2,042	2,361	1,887	506	3,244	3,210	3,041	3,041	3,210	3,041	1,307	
A&G-Office supplies & expense - Community Rel&Trade Shows 9210-04040	9210-04040	9210	(128)	(205)	(237)	(190)	(51)	(325)	(323)	(306)	(306)	(323)	(306)	(447)	
Sales-Demonstrating and sellin - Advertising 9120-04044	9120-04044	9120	210	338	390	312	84	536	531	503	503	531	503	216	
A&G-Office supplies & expense - Advertising 9210-04044	9210-04044	9210	857	1,374	1,589	1,271	340	2,184	2,161	2,047	2,047	2,047	2,993	880	
Sales-Demonstrating and sellin - Customer Relations & Assist 9120-04045	9120-04045	9120	106	159	196	157	42	269	265	252	252	265	252	108	
A&G-Office supplies & expense - Customer Relations & Assist 9210-04046	9210-04046	9210	14,393	24,051	27,811	22,235	5,968	38,215	37,817	35,824	35,624	37,817	35,824	15,339	
<b>Marketing</b>			17,389	27,898	32,258	25,789	6,908	44,322	43,880	41,549	41,549	43,880	41,549	60,750	
Miscellaneous general expenses - Director's Fees 9302-04111	9302-04111	9302	102,395	16,172	84,806	237,344	26,227	308,626	55,516	41,663	60,007	42,327	39,864	64,153	
A&G-Office supplies & expense - Board Meeting Expenses 9210-04112	9210-041														

			Forecast													
			2013	2013	2013	2014	2014	2014	2014	2014	2014	2014	2014	2014	2014	
Acct-Sub	FERC		October	November	December	January	February	March	April	May	June	July	August	September	October	November
Customer accounts-Customer rec - Bank Service Charge 9303-04130	9303-04130	9303	127	20	105	294	32	352	69	52	74	52	49	79	130	21
Miscellaneous general expenses - Reimbursement of Fraud Payments 9302-04135	9302-04135	9302	230	36	191	534	59	695	125	94	135	95	90	144	237	37
Miscellaneous general expenses - Analyst Activities 9302-04140	9302-04140	9302	5,409	854	4,480	12,541	1,385	16,302	2,932	2,201	3,170	2,236	2,105	3,389	5,555	877
A&G-Office supplies & expense - Analyst Activities 9210-04140	9210-04140	9210	3	0	2	5	1	8	1	1	2	1	1	2	3	0
Miscellaneous general expenses - Web Site 9302-04141	9302-04141	9302	762	120	631	1,766	195	2,296	413	310	448	315	297	477	782	124
A&G-Office supplies & expense - Web Site 9210-04141	9210-04141	9210	1,712	271	1,419	3,973	439	5,165	929	697	1,004	708	697	1,074	1,760	278
Sales-Demonstrating and sellin - Web Site 9120-04141	9120-04141	9120	848	134	703	1,967	217	2,557	460	345	497	351	330	531	871	138
Miscellaneous general expenses - Printing/Slides/Graphics 9302-04145	9302-04145	9302	11,632	1,837	9,634	25,972	2,979	35,060	6,307	4,733	6,817	4,806	4,528	7,288	11,946	1,887
A&G-Office supplies & expense - Public Relations 9210-04146	9210-04146	9210	3	1	3	8	1	10	2	1	2	1	1	2	3	1
<b>Directors &amp; Shareholders &amp; PR</b>			<b>446,497</b>	<b>70,819</b>	<b>369,802</b>	<b>1,035,340</b>	<b>114,364</b>	<b>1,345,779</b>	<b>242,079</b>	<b>181,673</b>	<b>261,562</b>	<b>184,567</b>	<b>173,827</b>	<b>279,740</b>	<b>458,553</b>	<b>72,423</b>
A&G-Office supplies & expense - Membership Fees 9210-05415	9210-05415	9210	34,147	6,444	10,282	43,747	9,083	24,267	29,983	20,192	50,333	35,166	24,106	22,651	35,069	5,618
Miscellaneous general expenses - Membership Fees 9302-05415	9302-05415	9302	563	106	170	721	150	400	494	333	830	580	397	373	578	109
A&G-Maintenance of general pla - Membership Fees 9320-05415	9320-05415	9320	69	13	21	89	18	49	61	41	102	71	49	46	71	13
A&G-Office supplies & expense - Club Dues - Deductible 9210-05417	9210-05417	9210	676	128	204	866	180	481	594	400	997	697	477	448	695	131
A&G-Office supplies & expense - Association Dues 9210-07510	9210-07510	9210	4,066	77	122	520	108	288	356	240	598	418	296	269	417	79
Miscellaneous general expenses - Association Dues 9302-07510	9302-07510	9302	4,861	917	1,464	6,223	1,293	3,455	4,268	2,875	7,165	5,006	3,432	3,225	4,992	942
<b>Dues &amp; Donations</b>			<b>40,723</b>	<b>7,685</b>	<b>12,262</b>	<b>52,171</b>	<b>10,832</b>	<b>29,241</b>	<b>35,797</b>	<b>24,081</b>	<b>60,026</b>	<b>41,937</b>	<b>28,748</b>	<b>27,013</b>	<b>41,822</b>	<b>7,899</b>
Distribution-Operation supervi - Postage/Delivery Services 8700-05111	8700-05111	8700	2	2	2	2	2	3	3	3	3	3	3	3	2	2
A&G-Office supplies & expense - Postage/Delivery Services 9210-05111	9210-05111	9210	15,278	15,408	18,339	18,941	18,416	20,752	20,906	20,778	20,855	20,829	20,875	20,791	15,690	15,822
Miscellaneous general expenses - Postage/Delivery Services 9302-05111	9302-05111	9302	21	21	25	26	25	28	28	28	28	28	28	29	21	21
<b>Print &amp; Postages</b>			<b>15,300</b>	<b>15,429</b>	<b>18,366</b>	<b>18,968</b>	<b>18,445</b>	<b>20,783</b>	<b>20,934</b>	<b>20,806</b>	<b>20,886</b>	<b>20,860</b>	<b>20,908</b>	<b>20,822</b>	<b>15,713</b>	<b>15,846</b>
A&G-Office supplies & expense - Meals and Entertainment 9210-05411	9210-05411	9210	34,426	30,492	21,663	29,482	22,454	51,246	43,336	45,256	44,941	46,994	44,377	44,398	35,555	31,316
Miscellaneous general expenses - Meals and Entertainment 9302-05411	9302-05411	9302	3,607	3,195	3,089	3,089	2,353	5,399	4,541	4,742	4,709	4,924	4,850	4,652	3,705	3,281
A&G-Rentals - Meals and Entertainment 910-05411	910-05411	910	248	220	156	212	162	371	312	326	324	339	320	320	265	226
Distribution-Operation supervi - Meals and Entertainment 8700-05411	8700-05411	8700	28	24	17	24	18	41	35	35	35	39	35	36	28	25
A&G-Office supplies & expense - Spousal & Dependent Travel 9210-05412	9210-05412	9210	2,576	2,282	1,621	2,206	1,680	3,648	3,242	3,366	3,363	3,516	3,320	3,322	2,645	2,343
Miscellaneous general expenses - Spousal & Dependent Travel 9302-05412	9302-05412	9302	3,649	3,232	2,296	3,125	2,390	5,450	4,593	4,796	4,763	4,981	4,703	4,706	3,747	3,319
A&G-Office supplies & expense - Transportation 9210-05413	9210-05413	9210	38,324	33,945	24,116	32,820	24,997	57,249	48,242	50,380	50,030	52,315	49,401	49,425	39,358	34,861
Miscellaneous general expenses - Transportation 9302-05413	9302-05413	9302	2,968	2,629	1,868	2,542	1,936	4,434	3,737	3,902	3,875	4,052	3,826	3,828	3,049	2,700
Mains and Services Expenses - Transportation 8740-05413	8740-05413	8740	(50)	(45)	(32)	(43)	(33)	(75)	(63)	(68)	(66)	(69)	(55)	(65)	(52)	(48)
A&G-Office supplies & expense - Lodging 9210-05414	9210-05414	9210	20,983	18,583	13,204	17,970	13,696	31,345	26,414	27,584	27,392	28,643	27,048	27,081	21,550	19,087
A&G-Outside services employed - Lodging 9230-05414	9230-05414	9230	75	67	47	64	45	112	95	99	96	103	97	97	77	68
Miscellaneous general expenses - Lodging 9302-05414	9302-05414	9302	1,284	1,137	808	1,100	838	1,918	1,616	1,698	1,876	1,753	1,655	1,658	1,319	1,168
A&G-Office supplies & expense - Misc Employee Expense 9210-05419	9210-05419	9210	34,344	30,420	21,612	29,412	22,401	51,304	43,233	45,149	44,835	46,883	44,272	44,293	35,272	31,242
Miscellaneous general expenses - Misc Employee Expense 9302-05419	9302-05419	9302	17	15	10	14	11	25	21	22	22	23	21	21	17	15
Distribution-Operation supervi - Misc Employee Expense 8700-05419	8700-05419	8700	28,333	23,325	16,571	22,552	17,176	39,337	33,149	34,618	34,377	35,947	33,945	33,962	27,044	23,964
<b>Travel &amp; Entertainment</b>			<b>166,811</b>	<b>145,824</b>	<b>106,227</b>	<b>144,568</b>	<b>110,109</b>	<b>252,170</b>	<b>212,603</b>	<b>221,917</b>	<b>220,976</b>	<b>230,441</b>	<b>217,509</b>	<b>217,714</b>	<b>173,365</b>	<b>163,581</b>
A&G-Office supplies & expense - Employee Development 9210-05420	9210-05420	9210	8,919	15,216	10,511	21,332	28,190	29,929	26,632	25,914	48,164	27,561	26,824	25,593	9,159	15,627
Miscellaneous general expenses - Employee Development 9302-05420	9302-05420	9302	168	287	198	402	531	564	502	488	907	519	501	481	173	294
A&G-Office supplies & expense - Training 9210-05421	9210-05421	9210	10,248	17,484	12,078	24,513	32,392	34,391	30,602	29,777	55,344	31,669	30,593	29,374	10,525	17,955
Miscellaneous general expenses - Training 9302-05421	9302-05421	9302	13	21	15	30	40	42	37	36	68	39	37	38	13	22
A&G-Office supplies & expense - Books & Manuals 9210-05424	9210-05424	9210	8,668	14,788	10,216	20,732	27,397	29,087	25,883	25,165	48,809	26,785	25,875	24,844	8,902	15,187
Miscellaneous general expenses - Books & Manuals 9302-05424	9302-05424	9302	410	699	483	980	1,296	1,376	1,224	1,191	2,214	1,267	1,224	1,175	421	718
Distribution-Operation supervi - Safety Training 8700-05426	8700-05426	8700	840	1,433	990	2,010	2,558	2,819	2,509	2,441	4,537	2,596	2,508	2,408	863	1,472
A&G-Office supplies & expense - Safety Training 9210-05426	9210-05426	9210	256	441	305	618	817	867	772	751	1,395	798	771	741	265	453
A&G-Outside services employed - Safety Training 9230-05426	9230-05426	9230	1,643	2,803	1,936	3,930	5,193	5,513	4,906	4,773	8,872	5,077	4,904	4,709	1,687	2,879
A&G-Office supplies & expense - Technical (Job Skills) Training 9210-05427	9210-05427	9210	1,099	1,875	1,295	2,629	3,474	3,689	3,252	3,194	5,935	3,397	3,281	3,151	1,129	1,926
A&G-Office supplies & expense - Computer Skills & Systems Training 9210-05428	9210-05428	9210	5	13	9	18	24	26	23	22	41	24	23	22	8	13
A&G-Office supplies & expense - Work Environment Training 9210-05429	9210-05429	9210	178	304	210	426	563	598	532	518	953	551	532	511	163	312
<b>Training</b>			<b>32,452</b>	<b>55,364</b>	<b>38,246</b>	<b>77,820</b>	<b>102,572</b>	<b>108,907</b>	<b>96,903</b>	<b>94,291</b>	<b>175,250</b>	<b>100,282</b>	<b>96,974</b>	<b>93,013</b>	<b>33,328</b>	<b>56,856</b>
A&G-Administrative & general s - Contract Labor 9200-06111	9200-06111	9200	12,673	14,119	10,879	13,030	11,685	13,744	13,584	12,238	13,580	12,937	12,107	12,267	13,015	14,500
A&G-Office supplies & expense - Contract Labor 9210-06111	9210-06111	9210	57,359	63,903	49,240	58,974	52,891	62,206	61,483	55,391	61,434	58,556	54,797	55,324	58,908	65,629
A&G-Outside services employed - Contract Labor 9230-06111	9230-06111	9230	583,872	650,491	501,227	600,318	538,388	633,216	625,852	563,842	625,657	596,080	597,796	585,197	599,637	686,054
Miscellaneous general expenses - Contract Labor 9302-06111	9302-06111	9302	19,569	20,799	15,025	19,195	17,215	20,247	20,011	18,029	20,005	19,059	17,835	18,072	19,173	21,361
A&G-Rentals - Contract Labor 9310-06111	9310-06111	9310	4,642	5,771	3,985	4,772	4,280	5,034	4,975	4,492	4,974	4,738	4,434	4,493	4,767	5,311
Miscellaneous general expenses - Legal 9302-06121	9302-06121	9302	963	1,073	827	890	888	1,044	1,032	930	1,032	983	920	932	989	1,102
A&G-Office supplies & expense - Legal 9210-06121	9210-06121	9210	13,310	14,826	11,426	13,685	12,273	14,434	14,267	12,853	14,282	13,587	12,715	12,884	13,668	15,229
A&G-Outside services employed - Legal 9230-06121	9230-06121	9230	2,726	3,037	2,340											





Call Center Division - D12DIV

	Acct-sub	FERC	YTD February	Ferc Alloc %	← Actuals Budget →												← Budget
					2012 October	2012 November	2012 December	2013 January	2013 February	2013 March	2013 April	2013 May	2013 June	2013 July	2013 August	2013 September	
A&G-Administrative & general s - PTO Accrual 9200-01010	9200-01010	9200	241,092	2.47%	0		241,092	-	-	48,923	51,052	56,887	50,015	56,887	54,598	52,306	
Customer accounts-Operation su - Non-project Labor 9010-01000	9010-01000	9010	831,776	8.51%		149,399	222,292	152,093	156,237	151,755	168,785	176,132	196,262	172,554	196,252	180,456	
Customer accounts-Customer rec - Non-project Labor 9030-01000	9030-01000	9030	5,000,168	51.16%		875,515	1,289,627	896,892	954,765	973,299	1,014,642	1,058,808	1,179,823	1,037,300	1,178,823	1,084,807	
A&G-Administrative & general s - Non-project Labor 9200-01000	9200-01000	9200	3,679,519	37.54%		611,336	853,889	674,027	730,790	709,477	746,651	779,152	868,204	793,324	868,204	799,294	
Distribution-Operation supervi - Non-project Labor 8700-01000	8700-01000	8700	803	0.01%	0				803		163	170	189	167	189	174	
A&G-Administrative & general s - Capital Labor 9200-01001	9200-01001	9200	1,552,915	15.89%		400,628	458,794	307,976	188,333	220,884	315,119	328,836	366,419	322,156	366,419	336,910	
Distribution-Operation supervi - Capital Labor Contra 8700-01002	8700-01002	8700	(711,132)	-7.27%		(175,524)	(344,916)	(126,051)	(38,183)	(25,448)	(144,304)	(150,585)	(167,795)	(147,326)	(167,795)	(154,283)	
A&G-Administrative & general s - Capital Labor Contra 9200-01002	9200-01002	9200	(2,484,523)	-25.42%		(612,132)	(696,865)	(460,244)	(293,505)	(422,754)	(604,161)	(526,107)	(586,238)	(615,420)	(586,238)	(539,025)	
A&G-Administrative & general s - O&M Project Labor and Contra 9200-01006	9200-01006	9200	63,934	0.65%		11,888	17,524	11,396	11,552	11,577	12,974	13,538	15,086	13,263	14,478	13,871	
Distribution-Operation supervi - Expense Labor Accrual 8700-01008	8700-01008	8700	361	0.00%	0				361		73	77	85	75	85	76	
Customer accounts-Operation su - Expense Labor Accrual 9010-01008	9010-01008	9010	(2,915)	-0.03%		25,905	(60,060)	8,579	24,879	(2,017)	(591)	(617)	(688)	(605)	(688)	(632)	
Customer accounts-Customer rec - Expense Labor Accrual 9030-01008	9030-01008	9030	9,073	0.09%		140,243	(352,545)	52,463	160,577	6,335	1,841	1,921	2,141	1,882	2,141	1,968	
A&G-Administrative & general s - Expense Labor Accrual 9200-01009	9200-01009	9200	15,366	0.16%		80,946	(232,616)	43,530	123,100	(9,502)	3,117	3,252	3,524	3,186	3,624	3,332	
A&G-Administrative & general s - Capital Labor Transfer In 9200-01011	9200-01011	9200	2,048,539	20.96%		526,646	573,496	385,887	213,558	349,138	415,691	433,766	483,364	424,974	483,364	444,437	
Distribution-Operation supervi - Capital Labor Transfer In 8700-01011	8700-01011	8700	711,132	7.27%		175,524	344,916	126,051	38,183	25,448	144,304	150,585	167,796	147,326	167,796	154,283	
A&G-Administrative & general s - Capital Labor Transfer Out 9200-01012	9200-01012	9200	(1,116,930)	-11.43%		(315,345)	(334,405)	(233,400)	(88,413)	(147,368)	(226,514)	(236,514)	(263,546)	(231,710)	(263,546)	(242,322)	
A&G-Administrative & general s - Expense Labor Transfer Out 9200-01014	9200-01014	9200	(63,934)	-0.65%		(11,888)	(17,524)	(11,396)	(11,552)	(11,577)	(12,974)	(13,538)	(15,086)	(13,263)	(14,478)	(13,871)	
<b>Labor</b>			<b>9,775,256</b>	<b>100.00%</b>		<b>1,893,444</b>	<b>1,830,558</b>	<b>2,066,676</b>	<b>2,151,312</b>	<b>1,831,237</b>	<b>1,893,603</b>	<b>2,069,548</b>	<b>2,306,528</b>	<b>2,027,691</b>	<b>2,306,528</b>	<b>2,120,974</b>	
A&G-Employee pensions and bene - RSU-Management Incentive Plan 9260-07463	9260-07463	9260	31,540	19.00%		3,095	18,908	2,970	2,977	2,889	8,700	11,104	16,230	15,722	10,419	11,229	
A&G-Employee pensions and bene - Service Awards 9260-07421	9260-07421	9260	4,160	2.52%		1,724	1,279	513	644	1,148	1,485	2,141	2,074	1,286	1,374	1,481	
A&G-Employee pensions and bene - Variable Pay & Mgrnt Incentive Plans 9260-07452	9260-07452	9260	6,473	3.92%	0		6,473			1,788	2,279	3,331	3,227	2,001	2,138	2,304	
A&G-Employee pensions and bene - Restricted Stock - Long Term Incent 9260-07458	9260-07458	9260	37,350	22.82%		1,596	9,942	9,227	9,240	8,346	10,392	13,149	19,220	18,616	11,547	13,296	
A&G-Employee pensions and bene - RSU-Long Term Incentive Plan - Time 9260-07460	9260-07460	9260	42,789	25.92%		8,787	8,504	8,773	8,787	7,937	11,802	15,084	22,019	21,330	13,228	14,135	
A&G-Office supplies & expense - Misc Employee Welfare Exp 9210-07499	9210-07499	9210	41,870	25.36%		7,520	8,565	8,823	8,703	8,259	11,549	14,740	21,546	20,871	12,944	14,906	
A&G-Rents - Misc Employee Welfare Exp 9310-07493	9310-07493	9310	690	0.42%		131	146	99	200	114	190	243	355	344	213	228	
Distribution-Other expenses - Misc Employee Welfare Exp 8800-07499	8800-07499	8800	227	0.14%		171	56			83	80	117	113	70	75	81	
<b>Employee Welfare</b>			<b>165,100</b>	<b>100.00%</b>		<b>23,025</b>	<b>53,773</b>	<b>30,405</b>	<b>30,551</b>	<b>27,345</b>	<b>45,538</b>	<b>58,124</b>	<b>84,968</b>	<b>82,299</b>	<b>61,042</b>	<b>54,538</b>	
A&G-Employee pensions and bene - Pension Benefits Load 9260-01202	9260-01202	9260	994,374	26.64%		167,564	190,372	190,700	224,675	191,064	208,323	217,382	242,238	212,975	242,238	232,484	
A&G-Employee pensions and bene - FAS108 Benefits Load 9260-01203	9260-01203	9260	862,916	17.76%		131,709	126,815	127,133	143,783	127,375	138,882	144,928	161,492	141,984	161,492	154,989	
A&G-Employee pensions and bene - Medical Benefits Load 9260-01251	9260-01251	9260	1,628,879	43.63%		311,847	312,384	312,384	399,039	312,982	341,254	356,108	396,809	348,874	396,809	380,830	
A&G-Employee pensions and bene - Emer ESCP Benefits Load 9260-01257	9260-01257	9260	293,577	7.86%		58,328	56,205	56,302	66,333	58,409	61,505	64,182	71,518	62,878	71,518	68,538	
A&G-Employee pensions and bene - Emp HSA Benefits Load 9260-01260	9260-01260	9260	1,894	0.05%		376	363	363	428	364	397	414	461	406	461	424	
A&G-Employee pensions and bene - RSP FACC Benefits Load 9260-01263	9260-01263	9260	28,411	0.76%		5,845	5,439	5,449	6,419	5,459	5,952	6,211	6,921	6,065	6,921	6,642	
A&G-Employee pensions and bene - Basic Life Benefits Load 9260-01266	9260-01266	9260	47,351	1.27%		9,408	9,065	9,081	10,699	9,098	9,820	10,352	11,535	10,142	11,535	10,664	
A&G-Employee pensions and bene - LTD Benefits Load 9260-01269	9260-01269	9260	75,762	2.03%		16,062	14,505	14,529	17,116	14,557	15,872	16,563	18,456	16,227	18,456	16,970	
<b>Benefits</b>			<b>3,733,165</b>	<b>100.00%</b>		<b>741,710</b>	<b>714,710</b>	<b>715,941</b>	<b>843,483</b>	<b>717,310</b>	<b>760,106</b>	<b>816,150</b>	<b>909,430</b>	<b>799,570</b>	<b>909,430</b>	<b>836,169</b>	
A&G-Property Insurance - Blueflame Property Insurance 9240-04069	9240-04069	9240	82,487	100.00%		16,314	16,314	16,314	16,772	16,772	15,915	15,915	15,915	15,915	15,915	15,915	
<b>Insurance</b>			<b>82,487</b>	<b>100.00%</b>		<b>16,314</b>	<b>16,314</b>	<b>16,314</b>	<b>16,772</b>	<b>16,772</b>	<b>15,915</b>	<b>15,915</b>	<b>15,915</b>	<b>15,915</b>	<b>15,915</b>	<b>15,915</b>	
A&G-Rents - Building Lease/Rents 9310-04581	9310-04581	9310	538,230	61.57%		91,617	91,508	91,508	91,508	153,672	107,024	130,017	128,697	155,905	124,797	124,797	
A&G-Office supplies & expense - Building Maintenance 9210-04582	9210-04582	9210	220,997	25.42%		50,778	40,868	43,377	46,918	39,058	53,684	53,136	64,373	51,529	52,389	51,529	
A&G-Rents - Building Maintenance 9310-04582	9310-04582	9310	4,710	0.54%		529	1,428	607	1,094	1,052	1,144	1,132	1,372	1,098	1,117	1,098	
Customer accounts-Customer rec - Utilities 9030-04590	9030-04590	9030	52,175	6.00%		11,299	9,171	8,110	7,933	15,662	12,546	15,198	12,166	12,369	12,166	12,166	
A&G-Office supplies & expense - Utilities 9210-04590	9210-04590	9210	52,415	8.03%		13,711	10,108	10,835	9,190	9,772	12,733	12,603	15,268	12,221	12,425	12,221	
A&G-Rents - Utilities 9310-04590	9310-04590	9310	3,781	0.43%		776	627	826	219	1,333	919	909	1,101	862	896	882	
<b>Rent, Maint., &amp; Utilities</b>			<b>869,307</b>	<b>100.00%</b>		<b>168,710</b>	<b>193,709</b>	<b>155,063</b>	<b>218,924</b>	<b>172,901</b>	<b>211,173</b>	<b>209,026</b>	<b>253,217</b>	<b>202,693</b>	<b>206,076</b>	<b>202,693</b>	
Mains and Services Expenses - Vehicle Lease Payments 8740-03002	8740-03002	8740	3,355	39.95%		671	671	671	671	671	375	375	375	375	375	375	
Mains and Services Expenses - Vehicle Expense 8740-03004	8740-03004	8740	4,975	59.25%		176	190	435	35	4,139	556	556	556	556	556	556	
A&G-Office supplies & expense - Vehicle Expense 9210-03004	9210-03004	9210	6,75	0.80%		31	16	20	-	7	7	7	7	7	7	7	
<b>Vehicles &amp; Equip</b>			<b>6,396</b>	<b>100.00%</b>		<b>878</b>	<b>877</b>	<b>1,126</b>	<b>706</b>	<b>4,810</b>	<b>939</b>	<b>939</b>	<b>939</b>	<b>939</b>	<b>939</b>	<b>939</b>	
A&G-Office supplies & expense - Non-Inventory Supplies 9210-02005	9210-02005	9210	274	0.65%	0			51		223	61	61	61	61	61	61	
A&G-Rents - Non-Inventory Supplies 9310-02005	9310-02005	9310	27	0.08%	0					27	6	6	6	6	6	6	
A&G-Office supplies & expense - Purchasing Card Charges 9210-02006	9210-02006	9210	86	0.20%	86						19	19	19	19	19	19	
Customer accounts-Customer rec - Office Supplies 9030-05010	9030-05010	9030	87	0.20%	0					87	19	19	19	19	19	19	
A&G-Office supplies & expense - Office Supplies 9210-05010	9210-05010	9210	42,006	88.88%		6,255	9,770	5,656	8,859	11,265	9,317	9,317	9,317	9,317	9,317	9,317	
<b>Materials &amp; Supplies</b>			<b>42,480</b>	<b>100.00%</b>		<b>6,342</b>	<b>9,770</b>	<b>5,906</b>	<b>8,859</b>	<b>11,602</b>	<b>9,422</b>	<b>9,422</b>	<b>9,422</b>	<b>9,422</b>	<b>9,422</b>	<b>9,422</b>	
A&G-Administrative & general s - Software Maintenance 9200-04201	9200-04201	9200	119,010	7.17%	0					119,010	34	34	34	34			



	Acct-sub	FERC	YTD February	Ferc Alloc %	Actuals Budget												
					2012 October	2012 November	2012 December	2013 January	2013 February	2013 March	2013 April	2013 May	2013 June	2013 July	2013 August	2013 September	
A&G-Office supplies & expense - Cell phone equipment and accessories 9210-05377	9210-05377	9210	7,374	1.48%	1,900	1,786	75	2,899	714	113	113	113	113	113	113	113	113
Telecom			498,790	100.00%	90,816	88,353	65,010	165,058	89,552	7,826	7,826	7,826	7,826	7,826	7,826	7,826	7,826
Customer accounts-Customer rec - Bank Service Charge 9030-04130	9030-04130	9030	125,593	93.50%	57,261	7,104	-	61,219	-	6,336	64,820	6,336	6,336	64,820	6,336	6,336	6,336
A&G-Office supplies & expense - Bank Service Charge 9210-04130	9210-04130	9210	2,724	2.03%	531	541	541	569	541	137	1,406	137	137	1,406	137	137	137
A&G-Office supplies & expense - Public Relations 9210-04146	9210-04146	9210	9,000	4.47%	6,000	-	-	-	-	303	3,087	303	303	3,097	303	303	303
Directors & Shareholders & PR			134,308	100.00%	83,792	7,645	541	61,788	641	8,776	69,323	8,776	6,776	68,323	8,776	6,776	6,776
A&G-Office supplies & expense - Membership Fees 9210-05415	9210-05415	9210	885	81.57%	50	50	430	215	140	423	203	41	610	4,052	41	449	449
A&G-Office supplies & expense - Club Dues - Deductible 9210-05417	9210-05417	9210	200	18.43%	0	0	0	200	140	96	46	5	138	918	9	101	101
Dues & Donations			1,085	100.00%	50	50	430	415	140	519	249	50	748	4,980	50	550	550
Distribution-Operation supervi - Postage/Delivery Services 8700-05111	8700-05111	8700	11	0.12%	0	0	0	11	11	3	3	3	3	3	3	3	3
A&G-Office supplies & expense - Postage/Delivery Services 9210-05111	9210-05111	9210	9,173	99.88%	1,505	1,778	1,107	2,908	1,875	2,554	2,554	2,554	2,554	2,554	2,554	2,554	3,623
Print & Postages			9,185	100.00%	1,505	1,778	1,107	2,920	1,875	2,557	2,557	2,557	2,557	2,557	2,557	2,557	3,623
Customer accounts-Operation su - Meals and Entertainment 9010-05411	9010-05411	9010	120	0.04%	0	0	120	-	-	15	21	15	15	21	15	15	15
Customer accounts-Customer rec - Meals and Entertainment 9030-05411	9030-05411	9030	76	0.02%	0	0	14	55	7	10	13	10	10	13	9	10	10
Customer service-Supervision - Meals and Entertainment 9070-05411	9070-05411	9070	320	0.10%	0	0	0	320	-	41	56	41	41	56	39	41	41
A&G-Office supplies & expense - Meals and Entertainment 9210-05411	9210-05411	9210	83,375	25.34%	12,316	8,131	9,260	18,236	35,432	10,751	14,672	10,751	10,751	14,548	10,131	10,751	10,751
A&G-Outside services employed - Meals and Entertainment 9230-05411	9230-05411	9230	1,243	0.38%	402	191	370	280	280	160	219	160	160	217	151	160	160
A&G-Rents - Meals and Entertainment 9310-05411	9310-05411	9310	192	0.05%	31	30	-	83	48	25	34	25	25	33	23	25	25
A&G-Office supplies & expense - Spousal & Dependent Travel 9210-05412	9210-05412	9210	9	0.00%	0	9	-	-	-	2	1	1	1	2	1	1	1
A&G-Office supplies & expense - Transportation 9210-05413	9210-05413	9210	99,397	30.22%	12,355	14,460	17,518	24,735	30,310	12,817	17,491	12,817	12,817	17,342	12,077	12,817	12,817
A&G-Outside services employed - Transportation 9230-05413	9230-05413	9230	9,335	2.84%	3,231	1,272	1,272	3,115	1,716	1,204	1,643	1,204	1,204	1,629	1,134	1,204	1,204
Customer accounts-Customer rec - Transportation 9030-05413	9030-05413	9030	150	0.05%	150	-	-	-	19	26	19	26	19	26	18	19	19
A&G-Office supplies & expense - Lodging 9210-05414	9210-05414	9210	108,626	33.02%	6,202	9,296	10,680	38,672	43,775	14,007	19,115	14,007	14,007	18,952	13,199	14,007	14,007
A&G-Outside services employed - Lodging 9230-05414	9230-05414	9230	5,995	1.82%	2,111	8	729	1,707	1,447	773	1,056	773	773	1,046	728	773	773
A&G-Office supplies & expense - Misc Employee Expense 9210-05419	9210-05419	9210	20,127	6.12%	20	8	10,024	757	9,318	2,599	3,542	2,599	2,599	3,511	2,448	2,599	2,599
Travel & Entertainment			328,955	100.00%	31,073	37,701	49,808	85,050	122,333	42,418	57,956	42,418	42,418	57,994	39,971	42,418	42,418
A&G-Office supplies & expense - Employee Development 9210-05420	9210-05420	9210	20,535	85.66%	11,369	89	-	45	8,032	7,559	7,560	7,559	12,699	12,700	7,559	7,556	7,556
A&G-Office supplies & expense - Training 9210-05421	9210-05421	9210	3,375	14.06%	0	0	0	0	3,375	1,242	1,243	1,242	2,087	2,087	1,242	1,242	1,242
A&G-Office supplies & expense - Books & Manuals 9210-05424	9210-05424	9210	69	0.26%	0	48	-	-	16	23	23	23	39	23	23	23	23
Training			23,973	100.00%	11,369	137	-	45	12,422	8,826	8,826	8,826	14,825	14,826	8,826	8,826	8,826
A&G-Injuries & damages - Settlement 9250-05418	9250-05418	9250	295	0.01%	0	0	295	-	-	63	52	9	8	13	8	12	12
A&G-Administrative & general s - Contract Labor 9200-06111	9200-06111	9200	2,640	0.10%	0	2,640	-	-	-	436	361	60	56	91	58	82	82
A&G-Office supplies & expense - Contract Labor 9210-06111	9210-06111	9210	1,637,298	89.63%	232,935	352,585	458,850	417,656	375,272	391,423	325,571	53,679	50,251	82,166	52,537	73,552	73,552
A&G-Outside services employed - Contract Labor 9230-06111	9230-06111	9230	233,309	11.25%	48,141	38,462	35,979	58,446	57,262	49,705	41,343	6,815	6,381	10,434	6,671	9,340	9,340
Outside Services			2,072,942	100.00%	276,076	393,037	494,829	476,337	432,554	441,625	367,327	60,386	58,895	92,794	69,275	82,895	82,895
A&G-Office supplies & expense - Misc General Expense 9210-07590	9210-07590	9210	3,693	66.02%	1,251	609	242	604	987	858	693	1,254	1,007	1,435	1,915	1,003	1,003
A&G-Office supplies & expense - UCG Beginning Balance 3-31-98 9210-09195	9210-09195	9210	1,901	33.88%	0	0	1,901	-	-	442	357	646	518	739	965	517	517
Miscellaneous			5,584	100.00%	1,251	609	2,143	604	987	1,300	1,050	1,900	1,523	2,175	2,900	1,520	1,520
<b>Total O&amp;M Expenses Before Allocations</b>			<b>19,411,814</b>		<b>3,486,417</b>	<b>3,453,213</b>	<b>4,262,027</b>	<b>4,363,660</b>	<b>3,846,497</b>	<b>3,560,809</b>	<b>3,694,839</b>	<b>3,711,595</b>	<b>3,272,376</b>	<b>3,751,408</b>	<b>3,486,417</b>	<b>3,405,499</b>	
			1	2	3	4	5	6	7	8	9	10	11	12	13	14	
			8146	0	0	0	0	0	0	0	0	0	0	0	0	0	0
			8150	0	0	0	0	0	0	0	0	0	0	0	0	0	0
			8160	0	0	0	0	0	0	0	0	0	0	0	0	0	0
			8170	0	0	0	0	0	0	0	0	0	0	0	0	0	0
			8180	0	0	0	0	0	0	0	0	0	0	0	0	0	0
			8190	0	0	0	0	0	0	0	0	0	0	0	0	0	0
			8200	0	0	0	0	0	0	0	0	0	0	0	0	0	0
			8210	0	0	0	0	0	0	0	0	0	0	0	0	0	0
			8240	0	0	0	0	0	0	0	0	0	0	0	0	0	0
			8250	0	0	0	0	0	0	0	0	0	0	0	0	0	0
			8310	0	0	0	0	0	0	0	0	0	0	0	0	0	0
			8320	0	0	0	0	0	0	0	0	0	0	0	0	0	0
			8340	0	0	0	0	0	0	0	0	0	0	0	0	0	0
			8350	0	0	0	0	0	0	0	0	0	0	0	0	0	0
			8360	0	0	0	0	0	0	0	0	0	0	0	0	0	0
			8400	0	0	0	0	0	0	0	0	0	0	0	0	0	0
			8410	0	0	0	0	0	0	0	0	0	0	0	0	0	0
			8470	0	0	0	0	0	0	0	0	0	0	0	0	0	0
			8500	0	0	0	0	0	0	0	0	0	0	0	0	0	0
			8560	0	0	0	0	0	0	0	0	0	0	0	0	0	0
			8570	0	0	0	0	0	0	0	0	0	0	0	0	0	0
			8580	0	0	0	0	0	0	0	0	0	0	0	0	0	0
			8590	0	0	0	0	0	0	0	0	0	0	0	0	0	0
			8600	0	0	0	0	0	0	0	0	0	0	0	0	0	0
			8620	0	0	0	0	0	0	0	0	0	0	0	0	0	0
			8630	0	0	0	0	0	0	0	0	0	0	0	0	0	0
			8640	0	0	0	0	0	0	0	0	0	0	0	0	0	0
			8650	0	0	0	0	0	0	0	0	0	0	0	0	0	0
			8670	0	0	0	0	0	0	0	0	0	0	0	0	0	0
			8700	0	0	572	572	572	1,747	572	240	250	279</				

Acct-sub	FERC	YTD February	Ferc Alloc % :	←--- Actuals Budget ---→												←--- Budget	
				2012 October	2012 November	2012 December	2013 January	2013 February	2013 March	2013 April	2013 May	2013 June	2013 July	2013 August	2013 September		
8710				0	0	0	0	0	0	0	0	0	0	0	0	0	0
8711				0	0	0	0	0	0	0	0	0	0	0	0	0	0
8720				0	0	0	0	0	0	0	0	0	0	0	0	0	0
8740				847	861	1,106	708	4,810	932	932	932	932	932	932	932	932	
8750				0	0	0	0	0	0	0	0	0	0	0	0	0	0
8760				0	0	0	0	0	0	0	0	0	0	0	0	0	0
8770				0	0	0	0	0	0	0	0	0	0	0	0	0	0
8790				0	0	0	0	0	0	0	0	0	0	0	0	0	0
8790				0	0	0	0	0	0	0	0	0	0	0	0	0	0
8800				171	56	0	0	63	80	117	113	70	75	81			
8810				0	0	0	0	0	0	0	0	0	0	0	0	0	0
8860				0	0	0	0	0	0	0	0	0	0	0	0	0	0
8860				0	0	0	0	0	0	0	0	0	0	0	0	0	0
8870				0	0	0	0	0	0	0	0	0	0	0	0	0	0
8890				0	0	0	0	0	0	0	0	0	0	0	0	0	0
8900				0	0	0	0	0	0	0	0	0	0	0	0	0	0
8910				0	0	0	0	0	0	0	0	0	0	0	0	0	0
8920				0	0	0	0	0	0	0	0	0	0	0	0	0	0
8930				0	0	0	0	0	0	0	0	0	0	0	0	0	0
8940				0	0	0	0	0	0	0	0	0	0	0	0	0	0
8950				0	0	0	0	0	0	0	0	0	0	0	0	0	0
9010				175,304	162,232	160,792	180,916	149,738	168,208	175,536	195,590	171,964	198,595	187,714	179,840		
9020				0	0	0	0	0	0	0	0	0	0	0	0	0	0
9030				1,084,568	863,357	957,479	1,184,549	997,380	1,035,542	1,138,155	1,203,546	1,057,731	1,259,211	1,152,918	1,105,325		
9040				0	0	0	0	0	0	0	0	0	0	0	0	0	0
9050				0	0	0	0	0	0	0	0	0	0	0	0	0	0
9070				0	0	0	320	0	41	56	41	41	56	39	41		
9080				0	0	0	0	0	0	0	0	0	0	0	0	0	0
9090				0	0	0	0	0	0	0	0	0	0	0	0	0	0
9100				0	0	0	0	0	0	0	0	0	0	0	0	0	0
9110				0	0	0	0	0	0	0	0	0	0	0	0	0	0
9120				0	0	0	0	0	0	0	0	0	0	0	0	0	0
9130				0	0	0	0	0	0	0	0	0	0	0	0	0	0
9160				0	0	0	0	0	0	0	0	0	0	0	0	0	0
9200				702,283	723,313	958,648	853,890	818,885	799,158	833,852	928,808	816,614	928,539	891,410	854,538		
9210				531,502	646,476	1,248,613	997,527	932,236	540,586	495,455	226,204	212,533	260,714	200,138	230,223		
9220				0	0	0	0	0	0	0	0	0	0	0	0	0	0
9230				43,141	44,207	38,171	63,638	60,725	51,642	44,269	8,853	8,518	13,325	8,685	11,477		
9240				16,314	16,314	16,314	16,772	16,772	15,915	15,915	15,915	15,915	15,915	15,915	15,915		
9250				0	0	0	295	0	63	62	8	13	8	12			
9260				756,913	759,716	737,425	865,142	736,282	815,843	859,211	972,371	860,541	947,244	913,214	879,732		
9270				0	0	0	0	0	0	0	0	0	0	0	0	0	0
9280				0	0	0	0	0	0	0	0	0	0	0	0	0	0
9290				0	0	0	0	0	0	0	0	0	0	0	0	0	0
9301				0	0	0	0	0	0	0	0	0	0	0	0	0	0
9302				0	0	0	0	0	0	0	0	0	0	0	0	0	0
9310				93,093	93,740	93,040	155,168	109,588	132,301	131,021	159,764	127,152	129,147	127,034	127,054		
9320				81,718	42,368	49,886	42,991	19,501	86	68	86	68	86	68	1,059		
				3,486,417	3,453,213	4,262,027	4,363,660	3,846,497	3,560,809	3,894,839	3,711,595	3,272,376	3,751,408	3,498,417	3,406,499		

Call Center Division - 012DIV

Forecast ----->

Acct-sub	FERC	2013 October	2013 November	2013 December	2014 January	2014 February	2014 March	2014 April	2014 May	2014 June	2014 July	2014 August	2014 September	2014 October	2014 November	
A&G-Administrative & general s - PTO Accrual 9200-01010	9200-01010	9200	48,100	46,503	52,551	54,651	46,520	50,390	52,584	58,594	51,516	58,594	56,234	53,875	49,543	47,898
Customer accounts-Operation su - Non-project Labor 9010-01000	9010-01000	9010	165,940	180,437	181,304	188,547	160,494	173,848	181,416	202,150	177,730	202,150	194,010	185,870	170,925	165,251
Customer accounts-Customer rec - Non-project Labor 9030-01000	9030-01000	9030	997,580	964,464	1,089,903	1,133,441	964,806	1,045,081	1,090,573	1,215,216	1,068,419	1,215,216	1,166,285	1,117,352	1,027,508	993,398
A&G-Administrative & general s - Non-project Labor 9200-01000	9200-01000	9200	734,096	709,725	802,034	834,072	709,978	789,050	802,527	894,250	786,224	894,250	858,241	822,232	756,118	731,018
Distribution-Operation supervi - Non-project Labor 8700-01000	8700-01000	8700	160	155	182	182	155	168	175	195	175	195	187	179	165	160
A&G-Administrative & general s - Capital Labor 9200-01001	9200-01001	9200	309,820	299,535	338,493	352,014	299,641	324,572	338,701	377,412	331,820	377,412	382,215	347,017	319,115	308,521
Distribution-Operation supervi - Capital Labor Contra 8700-01002	8700-01002	8700	(141,877)	(137,167)	(155,007)	(161,199)	(137,216)	(148,633)	(155,103)	(172,830)	(151,952)	(172,830)	(165,870)	(158,911)	(146,133)	(141,282)
A&G-Administrative & general s - Capital Labor Contra 9200-01002	9200-01002	9200	(495,684)	(479,229)	(541,556)	(563,191)	(479,399)	(519,286)	(541,891)	(603,625)	(530,882)	(603,825)	(579,511)	(555,196)	(501,554)	(493,605)
A&G-Administrative & general s - O&M Project Labor and Contra 9200-01005	9200-01005	9200	12,755	12,332	13,936	14,493	12,336	13,363	13,944	15,332	13,561	15,338	14,913	14,287	13,138	12,702
Distribution-Operation supervi - Expense Labor Accrual 8700-01008	8700-01008	8700	72	70	79	82	70	76	79	86	77	86	84	81	74	72
Customer accounts-Operation su - Expense Labor Accrual 9010-01008	9010-01008	9010	(581)	(562)	(635)	(661)	(562)	(609)	(636)	(708)	(623)	(708)	(680)	(651)	(599)	(579)
Customer accounts-Customer rec - Expense Labor Accrual 9030-01008	9030-01008	9030	1,810	1,750	1,978	2,057	1,751	1,896	1,979	2,205	1,939	2,205	2,116	2,027	1,964	1,803
A&G-Administrative & general s - Expense Labor Accrual 9200-01005	9200-01005	9200	3,064	2,962	3,348	3,481	2,963	3,210	3,350	3,733	3,282	3,733	3,582	3,432	3,156	3,051
A&G-Administrative & general s - Capital Labor Transfer In 8200-01011	9200-01011	9200	408,701	395,133	446,525	464,352	395,274	428,162	446,799	497,885	437,723	497,865	477,818	457,770	420,962	406,987
Distribution-Operation supervi - Capital Labor Transfer In 8700-01011	8700-01011	8700	141,877	137,167	155,007	161,199	137,216	148,633	155,103	172,830	151,952	172,830	165,870	158,911	146,133	141,282
A&G-Administrative & general s - Capital Labor Transfer Out 9200-01012	9200-01012	9200	(222,837)	(215,440)	(243,460)	(253,185)	(215,516)	(233,448)	(243,610)	(271,453)	(238,611)	(271,453)	(260,522)	(249,591)	(229,522)	(221,903)
A&G-Administrative & general s - Expense Labor Transfer Out 9200-01014	9200-01014	9200	(12,755)	(12,332)	(13,936)	(14,493)	(12,336)	(13,363)	(13,944)	(15,338)	(13,561)	(15,338)	(14,913)	(14,287)	(13,138)	(12,702)
<b>Labor</b>			<b>1,980,247</b>	<b>1,885,505</b>	<b>2,180,736</b>	<b>2,215,851</b>	<b>1,886,174</b>	<b>2,043,111</b>	<b>2,132,048</b>	<b>2,375,724</b>	<b>2,068,734</b>	<b>2,375,724</b>	<b>2,280,951</b>	<b>2,184,397</b>	<b>2,008,765</b>	<b>1,942,074</b>
A&G-Employee pensions and bene - RSU-Management Incentive Plan 9260-07463	9260-07463	9260	4,517	10,550	5,965	5,994	5,365	8,934	11,404	18,668	16,147	10,014	10,700	11,521	4,639	10,635
A&G-Employee pensions and bene - Service Awards 9260-07421	9260-07421	9260	596	1,382	787	791	706	1,179	1,504	2,199	2,130	1,411	1,411	1,531	612	1,429
A&G-Employee pensions and bene - Variable Pay & Mgmt Incentive Plans 9260-07452	9260-07452	9260	927	2,165	1,224	1,230	1,101	1,834	2,341	3,421	3,314	2,055	2,196	2,367	952	2,224
A&G-Employee pensions and bene - Restricted Stock - Long Term Incent 9260-07458	9260-07458	9260	5,349	12,493	7,064	7,068	6,353	10,580	13,504	19,739	19,121	11,859	12,671	13,655	5,494	12,631
A&G-Employee pensions and bene - RSU-Long Term Incentive Plan - Time 9260-07460	9260-07460	9260	6,129	14,313	6,983	6,132	7,278	12,121	15,471	22,613	21,906	13,586	14,516	15,644	6,294	14,699
A&G-Office supplies & expense - Misc Employee Welfare Exp 9210-07499	9210-07499	9210	5,997	14,005	7,919	7,957	7,122	11,861	15,138	22,127	21,435	13,294	14,204	15,308	6,159	14,383
A&G-Rents - Misc Employee Welfare Exp 9310-07499	9310-07499	9310	99	231	130	131	117	195	249	365	353	219	234	252	101	237
Distribution-Other expenses - Misc Employee Welfare Exp 8800-07499	8800-07499	8800	33	76	43	43	39	64	82	120	116	72	77	63	78	76
<b>Employee Welfare</b>			<b>23,647</b>	<b>55,225</b>	<b>31,228</b>	<b>31,376</b>	<b>28,083</b>	<b>46,768</b>	<b>59,693</b>	<b>87,252</b>	<b>84,521</b>	<b>52,420</b>	<b>56,040</b>	<b>60,961</b>	<b>24,285</b>	<b>56,716</b>
A&G-Employee pensions and bene - Pension Benefits Load 9260-01202	9260-01202	9260	204,820	198,021	223,776	232,715	198,081	214,573	223,913	249,505	219,365	249,505	239,458	229,411	210,985	203,962
A&G-Employee pensions and bene - FAS106 Benefits Load 9260-01203	9260-01203	9260	136,547	132,014	149,184	155,143	132,061	143,049	149,276	166,337	146,243	166,337	159,539	152,941	140,643	135,974
A&G-Employee pensions and bene - Medical Benefits Load 9260-01251	9260-01251	9260	335,515	324,377	366,566	381,209	324,492	351,431	366,791	408,713	369,340	408,713	392,255	375,798	345,581	334,109
A&G-Employee pensions and bene - Empr ESOP Benefits Load 9260-01257	9260-01257	9260	60,471	58,483	66,067	68,706	58,484	63,350	66,108	73,683	64,785	73,683	70,697	67,731	62,285	60,217
A&G-Employee pensions and bene - Emp HSA Benefits Load 9260-01260	9260-01260	9260	390	377	426	443	377	409	427	475	418	475	466	437	402	389
A&G-Employee pensions and bene - RSU FACC Benefits Load 9260-01263	9260-01263	9260	5,852	5,658	6,394	6,649	5,680	6,131	6,398	7,129	6,268	7,129	6,842	6,555	6,028	5,827
A&G-Employee pensions and bene - Basic Life Benefits Load 9260-01266	9260-01266	9260	9,753	9,430	10,656	11,082	9,433	10,218	10,663	11,881	10,446	11,881	11,403	10,924	10,046	9,712
A&G-Employee pensions and bene - LTD Benefits Load 9260-01289	9260-01289	9260	15,605	15,087	17,050	17,731	15,093	16,348	17,080	19,010	16,713	19,010	18,244	17,479	16,074	15,540
<b>Benefits</b>			<b>756,954</b>	<b>743,427</b>	<b>840,119</b>	<b>879,678</b>	<b>743,691</b>	<b>805,559</b>	<b>840,635</b>	<b>938,719</b>	<b>822,557</b>	<b>938,719</b>	<b>895,995</b>	<b>881,275</b>	<b>792,023</b>	<b>765,730</b>
A&G-Property Insurance - Blueflame Property Insurance 9240-04069	9240-04069	9240	17,130	17,130	17,130	17,610	17,610	16,711	16,711	16,711	16,711	16,711	16,711	16,711	17,987	17,987
<b>Insurance</b>			<b>17,130</b>	<b>17,130</b>	<b>17,130</b>	<b>17,610</b>	<b>17,610</b>	<b>16,711</b>	<b>16,711</b>	<b>16,711</b>	<b>16,711</b>	<b>16,711</b>	<b>16,711</b>	<b>16,711</b>	<b>17,987</b>	<b>17,987</b>
A&G-Rents - Building Lease/Rents 9310-04581	9310-04581	9310	103,874	94,638	95,472	134,791	106,455	130,017	128,587	155,905	124,797	126,682	124,797	124,797	103,874	94,638
A&G-Office supplies & expense - Building Maintenance 9210-04582	9210-04582	9210	42,890	39,076	39,420	55,655	43,965	53,684	53,139	64,373	51,529	52,389	51,529	42,890	39,076	
A&G-Rents - Building Maintenance 9310-04582	9310-04582	9310	914	833	840	1,186	937	1,144	1,132	1,372	1,098	1,098	1,098	914	833	
Customer accounts-Customer rec - Utilities 9030-04590	9030-04590	9030	10,126	9,226	9,307	13,140	10,377	12,674	12,546	15,198	12,186	12,389	12,186	10,126	9,226	
A&G-Office supplies & expense - Utilities 9210-04590	9210-04590	9210	10,172	9,268	9,360	13,200	10,425	12,733	12,603	15,268	12,221	12,425	12,221	10,172	9,268	
A&G-Rents - Utilities 9310-04590	9310-04590	9310	734	669	674	952	752	919	909	1,101	882	856	882	734	669	
<b>Rent, Maint., &amp; Utilities</b>			<b>168,710</b>	<b>153,709</b>	<b>155,563</b>	<b>218,924</b>	<b>172,901</b>	<b>211,171</b>	<b>209,026</b>	<b>253,217</b>	<b>202,693</b>	<b>206,078</b>	<b>202,693</b>	<b>168,710</b>	<b>153,709</b>	
Mains and Services Expenses - Vehicle Lease Payments 8740-03002	8740-03002	8740	360	360	462	290	1,974	385	385	385	385	385	385	370	370	
Mains and Services Expenses - Vehicle Expense 8740-03004	8740-03004	8740	534	534	585	430	2,926	571	571	571	571	571	571	549	548	
A&G-Office supplies & expense - Vehicle Expense 9210-03004	9210-03004	9210	7	7	9	6	39	8	8	8	8	8	8	7	7	
<b>Vehicles &amp; Equip</b>			<b>902</b>	<b>901</b>	<b>1,056</b>	<b>726</b>	<b>4,939</b>	<b>964</b>	<b>964</b>	<b>964</b>	<b>964</b>	<b>964</b>	<b>964</b>	<b>926</b>	<b>925</b>	
A&G-Office supplies & expense - Non-Inventory Supplies 9210-02005	9210-02005	9210	42	65	39	59	77	63	63	63	63	63	63	43	67	
A&G-Rents - Non-Inventory Supplies 9310-02005	9310-02005	9310	4	4	4	6	6	6	6	6	6	6	6	4	7	
A&G-Office supplies & expense - Purchasing Card Charges 9210-02006	9210-02006	9210	13	20	12	19	24	20	20	20	20	20	20	14	21	
Customer accounts-Customer rec - Office Supplies 9030-05010	9030-05010	9030	13	20	12	19	24	20	20	20	20	20	20	14	21	
A&G-Office supplies & expense - Office Supplies 9210-05010	9210-05010	9210	6,440	9,922	5,999	8,996	11,782	9,568	9,568	9,568	9,568	9,568	9,568	6,614	10,130	
<b>Materials &amp; Supplies</b>			<b>5,513</b>	<b>10,034</b>	<b>6,067</b>	<b>9,589</b>	<b>11,915</b>	<b>9,676</b>								





Brentwood Division - 091D/V

Acct-sub	FERC	YTD February	Ferc Alloc %	←←← Actuals Budget →→→												←←← Budget
				2012 October	2012 November	2012 December	2013 January	2013 February	2013 March	2013 April	2013 May	2013 June	2013 July	2013 August	2013 September	
Distribution-Operation supervi - PTO Accrual 8700-01010	8700-01010	8700	28,802	3.09%	0	0	28,802	-	-	6,215	6,892	7,205	6,265	7,205	6,892	6,578
Customer accounts-Customer rec - Non-project Labor 8030-01000	8030-01000	8030	41,174	4.42%	5,205	11,239	8,910	3,764	7,057	9,886	9,852	10,300	8,957	10,300	9,852	9,404
Distribution-Operation supervi - Non-project Labor 8700-01030	8700-01030	8700	767,657	82.49%	140,754	211,430	140,235	138,014	137,223	165,663	183,885	192,035	166,987	192,035	183,885	175,336
Mains and Services Expenses - Non-project Labor 8740-01030	8740-01030	8740	7,330	0.79%	1,489	516	3,414	1,456	453	3,562	1,754	1,834	1,594	1,834	1,754	1,674
Distribution-Measuring and reg - Non-project Labor 8750-01000	8750-01000	8750	1,602	0.17%	0	0	0	307	1,294	1,484	383	401	348	401	383	366
Meter and house regulator expe - Non-project Labor 8780-01000	8780-01000	8780	779	0.08%	0	779	-	-	-	168	186	195	169	195	186	178
Distribution-Operation supervi - Non-project Labor 8800-01000	8800-01000	8800	11,776	1.27%	2,701	1,812	502	1,489	5,273	2,541	2,818	2,848	2,582	2,946	2,818	2,650
Distribution-Operation supervi - Capital Labor Contra 8700-01001	8700-01001	8700	1,656,428	177.99%	314,817	459,119	293,627	291,476	297,389	357,453	396,351	414,367	360,318	414,367	396,351	378,335
Distribution-Operation supervi - Capital Labor Contra 8700-01002	8700-01002	8700	(1,384,222)	-148.74%	(257,205)	(379,562)	(251,887)	(246,966)	(248,601)	(298,720)	(331,218)	(346,273)	(301,107)	(346,273)	(331,218)	(316,162)
Mains expenses - O&M Project Labor and Contra 8560-01006	8560-01006	8560	7,762	0.83%	0	1,996	2,661	148	2,957	1,675	1,857	1,942	1,688	1,942	1,857	1,773
Distribution-Operation supervi - O&M Project Labor and Contra 8700-01006	8700-01006	8700	28,669	3.08%	4,257	17,551	2,662	-	4,199	6,187	6,890	7,172	6,236	7,172	6,860	6,548
Distribution-Operation supervi - Expense Labor Accrual 8700-01008	8700-01008	8700	(7,299)	-0.79%	23,805	(58,152)	8,009	19,126	(2,089)	(1,575)	(1,747)	(1,826)	(1,589)	(1,826)	(1,747)	(1,667)
Mains and Services Expenses - Expense Labor Accrual 8740-01008	8740-01008	8740	(1,155)	-0.12%	(382)	(881)	9,038	(369)	(451)	(249)	(276)	(289)	(251)	(289)	(276)	(264)
Distribution-Measuring and reg - Expense Labor Accrual 8750-01008	8750-01008	8750	582	0.06%	0	0	0	138	444	126	139	146	127	146	139	133
Meter and house regulator expe - Expense Labor Accrual 8780-01008	8780-01008	8780	-	0.00%	0	130	(130)	0	0	-	-	-	-	-	-	-
Distribution-Other expenses - Expense Labor Accrual 8800-01008	8800-01008	8800	1,954	0.21%	1,336	(1,453)	(152)	519	1,703	422	457	489	425	489	457	446
Customer accounts-Customer rec - Expense Labor Accrual 9030-01008	9030-01008	9030	573	0.06%	781	(1,510)	800	1,271	(768)	124	137	143	125	143	137	131
Distribution-Operation supervi - Capital Labor Transfer In 8700-01011	8700-01011	8700	1,127,973	121.20%	210,588	305,554	201,896	208,462	203,473	243,420	269,902	282,170	245,366	282,170	269,902	257,634
Distribution-Operation supervi - Capital Labor Transfer Out 8700-01012	8700-01012	8700	(1,400,179)	-150.45%	(268,201)	(385,112)	(243,639)	(250,970)	(252,260)	(302,163)	(335,938)	(350,265)	(304,578)	(350,265)	(335,938)	(319,807)
Distribution-Operation supervi - Expense Labor Transfer In 8700-01013	8700-01013	8700	69,097	7.42%	3,691	69,201	4,856	-	348	14,911	16,533	17,285	15,030	17,285	16,533	15,792
Mains expenses - Expense Labor Transfer In 8560-01013	8560-01013	8560	7,762	0.83%	0	1,996	2,661	148	2,957	1,675	1,857	1,942	1,688	1,942	1,857	1,773
Distribution-Operation supervi - Expense Labor Transfer Out 8700-01014	8700-01014	8700	(28,689)	-3.09%	(4,257)	(17,551)	(2,662)	-	(4,199)	(6,187)	(6,890)	(7,172)	(6,236)	(7,172)	(6,860)	(6,548)
Mains expenses - Expense Labor Transfer Out 8560-01014	8560-01014	8560	(7,762)	-0.83%	0	(1,996)	(2,661)	(148)	(2,957)	(1,675)	(1,857)	(1,942)	(1,688)	(1,942)	(1,857)	(1,773)
<b>Labor</b>			<b>930,633</b>	<b>100.00%</b>	<b>179,371</b>	<b>228,108</b>	<b>198,445</b>	<b>170,863</b>	<b>153,445</b>	<b>200,834</b>	<b>222,689</b>	<b>232,804</b>	<b>209,439</b>	<b>232,804</b>	<b>222,689</b>	<b>212,560</b>
A&G-Employee pensions and bene - RSU-Management Incentive Plan 9260-07463	9260-07463	9260	17,551	2.43%	1,063	8,816	1,070	1,075	5,728	1,381	787	1,177	831	856	840	867
A&G-Employee pensions and bene - Service Awards 9260-07421	9260-07421	9260	28,225	3.02%	9,200	13,452	3,653	1,919	-	2,221	1,255	1,892	1,335	1,377	1,351	1,395
Distribution-Operation supervi - Service Awards 8700-07421	8700-07421	8700	31,372	4.35%	141	-	30,592	640	-	2,469	1,408	2,103	1,485	1,530	1,502	1,550
A&G-Employee pensions and bene - Uniforms 9260-07443	9260-07443	9260	118	0.02%	0	0	0	0	118	6	5	8	6	6	6	6
A&G-Employee pensions and bene - Uniforms Capitalized 9260-07444	9260-07444	9260	(43)	-0.01%	-	-	-	-	(43)	(3)	(2)	(3)	(2)	(2)	(2)	(2)
Distribution-Operation supervi - Uniforms 8700-07443	8700-07443	8700	250	0.03%	0	250	-	-	-	11	12	11	12	12	12	12
Mains and Services Expenses - Uniforms 8740-07443	8740-07443	8740	250	0.03%	125	125	-	-	-	11	17	12	12	12	12	12
Distribution-Operation supervi - Uniforms Capitalized 8700-07444	8700-07444	8700	(136)	-0.02%	0	(136)	-	-	-	(11)	(6)	(9)	(7)	(7)	(7)	(7)
Mains and Services Expenses - Uniforms Capitalized 8740-07444	8740-07444	8740	(150)	-0.02%	(81)	(69)	-	-	-	(12)	(7)	(10)	(7)	(7)	(7)	(7)
A&G-Employee pensions and bene - Capitalized Restricted Stock 9260-07450	9260-07450	9260	(56,814)	-7.85%	(6,300)	(10,004)	(8,944)	(9,150)	(22,217)	(4,455)	(2,537)	(3,795)	(2,860)	(2,761)	(2,711)	(2,798)
A&G-Employee pensions and bene - Variable Pay & Mgmt Incentive Plans 9260-07452	9260-07452	9260	1,139,428	158.08%	98,000	169,804	190,000	405,813	275,811	89,669	51,062	76,381	53,931	55,576	54,560	56,307
A&G-Employee pensions and bene - VPP & MIP - Capital Credit 9260-07454	9260-07454	9260	(996,214)	-83.00%	(53,000)	(90,029)	(103,000)	(202,000)	(170,195)	(47,077)	(26,808)	(40,101)	(28,178)	(29,178)	(28,545)	(29,562)
A&G-Employee pensions and bene - Restricted Stock - Long Term Incent 9260-07458	9260-07458	9260	30,459	4.23%	1,299	7,003	7,226	7,502	7,429	2,397	1,365	2,042	1,442	1,486	1,459	1,505
A&G-Employee pensions and bene - RSU-Long Term Incentive Plan - Time 9260-07460	9260-07460	9260	54,191	7.52%	8,724	8,443	8,712	8,724	19,868	4,265	2,428	3,633	2,585	2,943	2,895	2,878
A&G-Employee pensions and bene - COLI CSV & Premiums 9260-07487	9260-07487	9260	3,417	0.47%	683	683	683	683	683	259	153	229	167	167	184	169
A&G-Employee pensions and bene - IQ Retirement Cost 9260-07489	9260-07489	9260	81,768	11.34%	16,354	16,354	16,354	16,354	6,435	3,864	5,481	3,870	3,988	3,988	3,915	4,041
A&G-Employee pensions and bene - SERP Capitalized 9260-07490	9260-07490	9260	(27,891)	-3.84%	(5,538)	(5,538)	(5,538)	(5,538)	(5,538)	(2,179)	(1,241)	(1,856)	(1,311)	(1,311)	(1,326)	(1,368)
A&G-Employee pensions and bene - Misc Employee Welfare Exp 9260-07499	9260-07499	9260	8,548	1.94%	1,828	1,783	1,081	1,507	2,950	673	383	573	405	417	409	422
Distribution-Operation supervi - Misc Employee Welfare Exp 8700-07499	8700-07499	8700	7,393	1.03%	409	(25)	1,356	5,221	432	582	331	496	350	361	354	365
Customer accounts-Customer rec - Misc Employee Welfare Exp 9030-07499	9030-07499	9030	659	0.09%	0	659	728	749	160,706	52	30	44	31	32	32	33
<b>Employee Welfare</b>			<b>720,777</b>	<b>100.00%</b>	<b>72,706</b>	<b>121,370</b>	<b>143,245</b>	<b>232,749</b>	<b>160,706</b>	<b>86,723</b>	<b>32,306</b>	<b>48,347</b>	<b>34,116</b>	<b>36,156</b>	<b>34,513</b>	<b>35,618</b>
A&G-Employee pensions and bene - Other Benefits Variance 9260-01201	9260-01201	9260	-	0.00%	(270,025)	-	-	270,025	0	-	-	-	-	-	-	-
A&G-Employee pensions and bene - Pension Benefits Load 9260-01202	9260-01202	9260	122,022	-142.86%	24,891	29,407	23,226	24,071	20,927	(215,475)	(234,823)	(243,570)	(217,366)	(243,570)	(234,823)	(226,105)
A&G-Employee pensions and bene - FAS106 Benefits Load 9260-01203	9260-01203	9260	186,927	-218.85%	37,825	45,049	35,580	36,875	31,599	(330,090)	(359,729)	(373,128)	(332,986)	(373,128)	(359,729)	(348,373)
A&G-Employee pensions and bene - Pension Benefits Variance 9260-01208	9260-01208	9260	(50,824)	59.50%	(22,711)	(28,718)	(2,501)	(20,532)	(23,737)	89,780	101,450	90,536	101,450	90,536	87,807	94,176
A&G-Employee pensions and bene - FAS106 Benefits Variance 9260-01207	9260-01207	9260	(294,203)	344.45%	(76,529)	(88,230)	(49,316)	(74,433)	(7,895)	618,526	586,175	597,265	524,096	587,265	586,175	545,155
A&G-Injuries & damages - Workers Comp Insurance 9250-01209	9250-01209	9250	(15,543)	18.20%	(2,823)	(5,979)	(2,458)	(5,769)	1,486	27,447	29,911	31,025	27,687	31,025	29,911	28,800
A&G-Injuries & damages - Workers Comp Insurance 9250-01221	9250-01221	9250	145,516	-170.49%	30,540	28,503	27,452	31,925	27,197	(257,141)	(280,230)	(290,668)	(259,397)	(290,668)	(280,230)	(269,825)
A&G-Employee pensions and bene - Medical Benefits Load 9260-01251	9260-01251	9260	161,830	-189.47%	32,748	39,001	30,803	31,924	27,356	(285,772)	(311,432)	(323,032)	(288,290)	(323,032)	(311,432)	(289,859)
A&G-Employee pensions and bene - Medical Benefits Variance 9260-01252	9260-01252	9260	(377,674)	442.18%	(16,852)	(113,810)	105,865	(352,735)	(142)	666,927	726,811	753,884	672,800	753,884	726,811	699,826
A&G-Employee pensions and bene - Medical Benefits Load Projects 9260-01253	9260-01253	9260	14,388	-16.85%	591	11,643	1,407	28	519	(25,407)	(27,589)	(28,720)	(25,630)	(28,720)	(27,589)	(26,861)
A&G-Employee pensions and bene - Empr ESOP Benefits Load 9260-01257	9260-01257	9260	36,943	-45.59%	7,880	9,365	7,412	7,682	5,583	(68,789)	(74,943)	(77,735)	(69,372)	(77,735)	(74,943)	(72,161)
A&G-Employee pensions and bene - Empr ESOP Benefits Variance 9260-01258	9260-01258	9260	(44,895)	52.67%	(10,219)	(15,185)	(8,966)	(9,529)	(1							

	Acct-sub	FERC	YTD February	Fero Alloc %	← Actuals Budget →											
					2012 October	2012 November	2012 December	2013 January	2013 February	2013 March	2013 April	2013 May	2013 June	2013 July	2013 August	2013 September
A&G-Property insurance - Blueflame Property Insurance 9240-04069	9240-04069	9240	4,313	-96.24%	950	950	950	731	731	(48,401)	(49,035)	(48,998)	(49,149)	(48,998)	(49,035)	(49,105)
A&G-Property insurance - Insurance-Other 9240-04070	9240-04070	9240	8,060	-179.86%	1,493	1,453	1,483	2,088	1,493	(90,455)	(91,841)	(91,571)	(91,853)	(91,571)	(91,841)	(91,772)
A&G-Property insurance - Insurance Capitalized 9240-04072	9240-04072	9240	(6,731)	160.19%	(1,332)	(1,356)	(1,365)	(1,601)	(1,187)	75,537	76,527	76,468	76,704	76,468	76,527	76,636
A&G-Injuries & damages - Insurance Reserve 9250-07115	9250-07115	9250	(10,917)	243.80%	0	0	0	(10,917)	(10,917)	122,516	124,122	124,027	124,410	124,027	124,122	124,300
Distribution-Operation supervi - Environmental & Safety 8700-07120	8700-07120	8700	710	-15.84%	506	-	-	92	113	(7,957)	(8,071)	(8,055)	(8,030)	(8,065)	(8,071)	(8,083)
A&G-Injuries & damages - Environmental & Safety 9250-07120	9250-07120	9250	83	-1.86%	0	0	0	0	83	(937)	(949)	(948)	(951)	(949)	(950)	(950)
<b>Insurance</b>			<b>(4,481)</b>	<b>100.00%</b>	<b>1,617</b>	<b>1,087</b>	<b>1,087</b>	<b>(9,506)</b>	<b>1,233</b>	<b>50,293</b>	<b>50,952</b>	<b>50,913</b>	<b>51,070</b>	<b>50,913</b>	<b>50,952</b>	<b>51,025</b>
Storage well royalties - Building Lease/Rents Capitalized 8250-04580	8250-04580	8250	(223)	-0.22%	(188)	-	(42)	(24)	(24)	(83)	(91)	(91)	(91)	(91)	(91)	(91)
Distribution-Rents - Building Lease/Rents Capitalized 8810-04580	8810-04580	8810	(75,448)	-75.66%	(7,131)	(10,907)	(9,026)	(10,821)	(37,551)	(25,081)	(30,845)	(30,845)	(30,845)	(30,845)	(30,845)	(30,851)
A&G-Rents - Building Lease/Rents Capitalized 9310-04580	9310-04580	9310	(7,995)	-8.02%	(301)	(1,970)	(1,931)	(1,947)	(1,846)	(2,976)	(3,269)	(3,269)	(3,269)	(3,269)	(3,269)	(3,269)
Storage well royalties - Building Lease/Rents 8250-04581	8250-04581	8250	1,336	1.34%	739	-	-	376	221	497	546	546	546	546	546	546
Distribution-Rents - Building Lease/Rents 8810-04581	8810-04581	8810	128,030	123.39%	12,490	19,890	16,778	19,703	59,170	47,653	52,343	52,343	52,343	52,343	52,343	52,354
A&G-Rents - Building Lease/Rents 9310-04581	9310-04581	9310	28,018	28.10%	1,351	5,667	6,667	6,667	6,667	10,428	11,455	11,455	11,455	11,455	11,455	11,457
A&G-Rents - Building Maintenance 9310-04582	9310-04582	9310	73	0.07%	59	3	3	4	4	27	30	30	30	30	30	30
Mains and Services Expenses - Building Maintenance 6740-04582	6740-04582	6740	82	0.08%	82	-	-	-	-	31	34	34	34	34	34	34
Distribution-Rents - Building Maintenance 8810-04582	8810-04582	8810	15,497	15.54%	2,065	5,040	3,519	2,223	2,846	5,768	6,336	6,336	6,336	6,336	6,336	6,337
Lines expenses - Utilities 8170-04590	8170-04590	8170	184	0.18%	41	54	34	36	39	68	75	75	75	75	75	75
Compressor station expenses - Utilities 8180-04590	8180-04590	8180	1,288	1.29%	284	241	241	250	273	479	527	527	527	527	527	527
Compressor station fuel and po - Utilities 8190-04590	8190-04590	8190	2,727	2.73%	1,286	799	36	36	637	1,015	1,115	1,115	1,115	1,115	1,115	1,115
Storage-Purification expenses - Utilities 8210-04590	8210-04590	8210	1,679	1.68%	103	259	255	80	970	625	686	686	686	686	686	686
Storage-Other expenses - Utilities 8240-04590	8240-04590	8240	127	0.13%	3	3	3	55	60	47	52	52	52	52	52	52
Storage well royalties - Utilities 8250-04590	8250-04590	8250	8,183	8.21%	571	792	1,651	2,838	2,331	3,046	3,345	3,345	3,345	3,345	3,345	3,346
Mains and Services Expenses - Utilities 8740-04590	8740-04590	8740	2,054	2.06%	457	395	419	365	398	765	840	840	840	840	840	840
Mains expenses - Utilities 8560-04590	8560-04590	8560	1,856	1.86%	365	309	309	322	350	616	677	677	677	677	677	677
Transmission-Measuring and reg - Utilities 8570-04590	8570-04590	8570	388	0.37%	81	69	69	72	78	137	150	150	150	150	150	150
Distribution-Operation supervi - Utilities 8700-04590	8700-04590	8700	12,252	12.29%	2,408	1,534	2,868	2,848	2,495	4,560	5,009	5,009	5,009	5,009	5,009	5,010
Distribution-Rents - Misc Rents 8810-04592	8810-04592	8810	3,294	3.30%	0	0	0	2,930	314	1,226	1,347	1,347	1,347	1,347	1,347	1,347
Compressor station expenses - Capitalized Utility Costs 8180-04599	8180-04599	8180	(1,093)	-1.10%	(241)	(204)	(204)	(212)	(231)	(407)	(447)	(447)	(447)	(447)	(447)	(447)
Distribution-Operation supervi - Capitalized Utility Costs 8700-04599	8700-04599	8700	(8,101)	-8.12%	(1,503)	(1,295)	(1,295)	(1,865)	(1,501)	(3,015)	(3,312)	(3,312)	(3,312)	(3,312)	(3,312)	(3,313)
Distribution-Rents - Capitalized Utility Costs 8810-04599	8810-04599	8810	(12,988)	-12.90%	(1,755)	(4,276)	(2,706)	(1,865)	(2,245)	(4,790)	(5,261)	(5,261)	(5,261)	(5,261)	(5,261)	(5,262)
Mains expenses - Capitalized Utility Costs 8560-04599	8560-04599	8560	(1,405)	-1.41%	(310)	(263)	(263)	(273)	(297)	(523)	(574)	(574)	(574)	(574)	(574)	(575)
<b>Rent, Maint., &amp; Utilities</b>			<b>99,718</b>	<b>100.00%</b>	<b>10,989</b>	<b>17,091</b>	<b>16,801</b>	<b>21,891</b>	<b>32,947</b>	<b>37,115</b>	<b>40,768</b>	<b>40,768</b>	<b>40,768</b>	<b>40,768</b>	<b>40,768</b>	<b>40,771</b>
Mains and Services Expenses - Vehicle Lease Payments 8740-03002	8740-03002	8740	47,718	145.05%	10,843	8,563	9,586	8,871	9,875	12,059	12,573	12,573	12,573	12,573	12,573	12,583
Distribution-Operation supervi - Capitalized transportation costs 8700-03003	8700-03003	8700	(423)	-1.30%	(54)	(28)	(28)	(29)	(219)	(107)	(112)	(112)	(112)	(112)	(112)	(112)
Mains and Services Expenses - Capitalized transportation costs 8740-03003	8740-03003	8740	(64,718)	-199.07%	(15,924)	(12,734)	(11,856)	(10,648)	(13,557)	(16,389)	(17,052)	(17,052)	(17,052)	(17,052)	(17,052)	(17,065)
Distribution-Measuring and reg - Capitalized transportation costs 8750-03003	8750-03003	8750	(129)	-0.39%	0	(84)	-	-	(45)	(33)	(34)	(34)	(34)	(34)	(34)	(34)
Distribution-Operation supervi - Vehicle Expense 8700-03004	8700-03004	8700	602	1.84%	65	148	54	50	285	152	159	159	159	159	159	159
Mains and Services Expenses - Vehicle Expense 8740-03004	8740-03004	8740	49,111	150.31%	12,598	9,837	7,625	8,100	10,953	12,422	12,940	12,940	12,940	12,940	12,940	12,951
Distribution-Measuring and reg - Vehicle Expense 8750-03004	8750-03004	8750	263	0.80%	0	168	-	-	95	66	69	69	69	69	69	69
Mains and Services Expenses - Equipment Lease 8740-04301	8740-04301	8740	6,096	18.88%	1,219	1,219	1,219	1,219	1,219	1,542	1,606	1,606	1,606	1,606	1,606	1,607
Mains and Services Expenses - Heavy Equipment 8740-04302	8740-04302	8740	6,309	19.31%	70	1,342	2,140	2,476	262	1,996	1,662	1,662	1,662	1,662	1,662	1,664
Distribution-Operation supervi - Heavy Equipment 8700-04302	8700-04302	8700	91	0.28%	0	91	-	-	23	24	24	24	24	24	24	24
Distribution-Operation supervi - Heavy Equipment Capitalized 8740-04307	8740-04307	8740	(89)	-0.27%	0	(89)	-	-	(22)	(23)	(23)	(23)	(23)	(23)	(23)	(23)
Mains and Services Expenses - Heavy Equipment Capitalized 8740-04307	8740-04307	8740	(12,157)	-37.21%	(1,263)	(2,510)	(3,292)	(3,621)	(1,471)	(3,075)	(3,203)	(3,203)	(3,203)	(3,203)	(3,203)	(3,208)
<b>Vehicles &amp; Equip</b>			<b>32,874</b>	<b>100.00%</b>	<b>7,554</b>	<b>5,857</b>	<b>5,428</b>	<b>6,417</b>	<b>7,417</b>	<b>8,264</b>	<b>8,805</b>	<b>8,805</b>	<b>8,805</b>	<b>8,805</b>	<b>8,805</b>	<b>8,816</b>
Sales-Demonstrating and sellin - Inventory Materials 9120-02001	9120-02001	9120	200	0.16%	200	-	-	-	-	41	41	41	41	41	41	41
Distribution-Operation supervi - Inventory Materials 8700-02001	8700-02001	8700	875	0.89%	0	811	64	-	179	179	179	179	179	179	179	179
Odorization - Inventory Materials 8711-02001	8711-02001	8711	(553)	-0.60%	(553)	-	-	-	-	(113)	(113)	(113)	(113)	(113)	(113)	(113)
Sales-Demonstrating and sellin - Warehouse Loading Charge 9120-02004	9120-02004	9120	8	0.01%	8	-	-	-	-	2	2	2	2	2	2	2
Distribution-Operation supervi - Warehouse Loading Charge 8700-02004	8700-02004	8700	35	0.03%	0	32	3	-	-	7	7	7	7	7	7	7
Odorization - Warehouse Loading Charge 8711-02004	8711-02004	8711	(22)	-0.02%	(22)	-	-	-	-	(5)	(5)	(5)	(5)	(5)	(5)	(5)
Odorization - Non-Inventory Supplies 8711-02005	8711-02005	8711	48,073	44.71%	6,684	-	25,605	15,277	1,508	10,046	10,046	10,046	10,046	10,046	10,046	10,053
Mains and Services Expenses - Non-Inventory Supplies 8740-02005	8740-02005	8740	1,868	1.52%	1,576	-	48	44	341	341	341	341	341	341	341	342
Distribution-Measuring and reg - Non-Inventory Supplies 8750-02005	8750-02005	8750	21,426	19.52%	8,054	2,405	3,965	3,790	3,203	4,386	4,386	4,386	4,386	4,386	4,386	4,390
Distribution-Measuring and reg - Non-Inventory Supplies 8760-02005	8760-02005	8760	1,856	1.51%	33	799	64	414	347	339	339	339	339	339	339	339
Distribution-Measuring and reg - Non-Inventory Supplies 8770-02005	8770-02005	8770	20	0.02%	0	20	-	-	-	4	4	4	4	4	4	4
Mains expenses - Non-Inventory Supplies 8560-02005	8560-02005	8560	598	0.54%	276	-	274	48	-	122	122	122	122	122	122	123
Transmission-Maintenance of me - Non-Inventory Supplies 8650-02005	8650-02005	8650	1,487	1.36%	0	1,473	15	-	304	304	304	304	304	304	304	305
Distribution-Operation supervi - Non-Inventory Supplies 8700-02005	8700-02005	8700	6,590	6.00%	2,063	1,426	449	449	380	1,349	1,349	1,349	1,349	1,349	1,350	1,350
Distribution-Operation supervi - Office Supplies 8700-05010	8700-05010	8700	27,731	25.26%	5,169	4,027	5,021	6,343	7,142	5,677	5,677	5,677	5,677	5,677	5,677	5,681
Mains and Services Expenses - Office Supplies 8740-05010	8740-05010	8740	659	0.60%	59	-	-	-	600	135	135	135	135	135	135	135
Distribution-Measuring and reg - Office Supplies 8760-05010	8760-05010	8760	130	0.12%	0	84										

	Acct-sub	FERC	YTD February	Ferc Alloc %	Actuals Budget												Budget	
					2012	2012	2012	2013	2013		2013		2013		2013		2013	
					October	November	December	January	February	March	April	May	June	July	August	September		
Distribution-Operation supervi - WAN/LAN/Internet Service 8700-05331	8700-05331	8700	84,402	58.82%	20,015	20,276	18,454	18,365	7,272	35,370	35,474	35,503	35,547	35,449	35,528	35,515		
Distribution-Operation supervi - Cellular, radio, pager charges 8700-05364	8700-05364	8700	32,942	22.56%	1,594	5,653	7,965	9,051	6,488	13,806	13,845	13,856	13,874	13,836	13,866	13,862		
Distribution-Operation supervi - Cell service for MDTs, PCs, SCADA 8700-05376	8700-05376	8700	71,016	49.49%	3,425	13,994	16,067	14,855	22,685	29,761	29,848	29,872	29,909	29,827	29,893	29,883		
Distribution-Operation supervi - Cell phone equipment and accessories 8700-05377	8700-05377	8700	4,656	3.25%	509	945	1,188	659	1,355	1,951	1,959	1,959	1,961	1,956	1,960	1,859		
Distribution-Operation supervi - Capitalized Telecom Costs 8700-05399	8700-05399	8700	(116,719)	-61.34%	(15,184)	(25,939)	(26,423)	(25,883)	(23,290)	(48,913)	(49,057)	(49,096)	(49,157)	(48,022)	(49,131)	(49,114)		
Mains and Services Expenses - Capitalized Telecom Costs 8740-05399	8740-05399	8740	(108)	-0.07%	(21)	(22)	(23)	(22)	(21)	(45)	(45)	(45)	(45)	(45)	(45)	(45)		
<b>Telecom</b>			143,487	100.00%	22,794	33,586	29,909	27,962	29,237	66,131	60,308	60,358	60,431	60,265	60,399	60,378		
Distribution-Operation supervi - Required By Law, Safety 8700-04002	8700-04002	8700	129,678	97.21%	52,705	-	386	12,879	54,038	20,878	23,114	22,822	22,822	22,822	22,822	22,811		
Distribution-Operation supervi - Safety 8700-04018	8700-04018	8700	123	0.09%	0	0	123	-	-	20	22	22	22	22	22	22		
Distribution-Operation supervi - Promo Other, Misc 8700-04021	8700-04021	8700	70	0.05%	0	70	-	-	-	11	12	12	12	12	12	12		
Sales-Advertising expenses - Promo Other, Misc 9130-04021	9130-04021	9130	268	0.20%	0	0	0	0	258	43	48	47	47	47	47	47		
Customer service-Operating ass - Community Rel&Trade Shows 9080-04040	9080-04040	9080	2,000	1.50%	0	0	0	0	2,000	-	322	356	352	352	352	352		
Sales-Supervision - Community Rel&Trade Shows 9110-04040	9110-04040	9110	500	0.37%	0	0	0	0	500	-	81	89	88	88	88	88		
Distribution-Operation supervi - Community Rel&Trade Shows 8700-04040	8700-04040	8700	549	0.41%	89	60	-	-	400	88	98	97	97	97	97	97		
Customer service-Miscellaneous - Customer Relations & Assist 9100-04046	9100-04046	9100	416	0.31%	13	80	7	161	153	67	74	73	73	73	73	73		
Sales-Demonstrating and sellin - Customer Relations & Assist 9120-04046	9120-04046	9120	(205)	-0.15%	(205)	-	-	-	-	(33)	(37)	(36)	(36)	(36)	(36)	(36)		
<b>Marketing</b>			133,397	100.00%	52,601	210	486	15,241	64,899	21,477	23,777	23,477	23,477	23,477	23,477	23,465		
Distribution-Operation supervi - Membership Fees 8700-05415	8700-05415	8700	1,210	1.83%	500	-	-	455	255	2,176	243	183	535	247	183	179		
Distribution-Operation supervi - Club Dues - Deductible 8700-05417	8700-05417	8700	548	0.83%	548	-	-	-	-	985	110	83	242	112	83	81		
Miscellaneous general expenses - Association Dues 9302-07510	9302-07510	9302	58,383	88.27%	28,816	7,265	7,266	7,517	7,517	105,087	11,740	8,645	25,808	11,912	8,814	8,647		
Distribution-Operation supervi - Association Dues 8700-07510	8700-07510	8700	6,000	9.07%	6,000	-	-	-	-	10,800	1,207	808	2,652	1,224	905	889		
<b>Dues &amp; Donations</b>			66,141	100.00%	29,865	13,265	7,266	7,972	7,772	159,540	15,300	10,000	29,237	13,495	9,985	9,796		
Distribution-Operation supervi - Postage/Delivery Services 8700-05111	8700-05111	8700	6,521	97.77%	881	1,280	1,739	1,536	1,185	2,311	2,311	2,311	2,311	2,311	2,311	2,312		
Mains and Services Expenses - Postage/Delivery Services 8740-05111	8740-05111	8740	119	1.75%	0	0	119	-	-	41	41	41	41	41	41	41		
Distribution-Measuring and reg - Postage/Delivery Services 8760-05111	8760-05111	8760	17	0.25%	0	0	17	-	-	6	6	6	6	6	6	6		
A&G-Office supplies & expense - Postage/Delivery Services 9210-05111	9210-05111	9210	15	0.23%	0	0	15	-	-	5	5	5	5	5	5	5		
<b>Print &amp; Postages</b>			6,772	100.00%	881	1,280	1,875	1,536	1,200	2,364	2,364	2,364	2,364	2,364	2,364	2,365		
Customer accounts-Customer rec - Meals and Entertainment 9030-05411	9030-05411	9030	475	0.30%	12	185	132	147	154	151	149	155	149	150	150	150		
A&G-Office supplies & expense - Meals and Entertainment 9210-05411	9210-05411	9210	87	0.06%	21	65	-	-	28	28	27	29	27	27	27	28		
Transmission-Operation supervi - Meals and Entertainment 8500-05411	8500-05411	8500	42	0.03%	42	-	-	-	14	13	13	14	13	13	13	13		
Distribution-Operation supervi - Meals and Entertainment 8700-05411	8700-05411	8700	39,536	25.17%	5,579	9,353	7,102	7,796	9,707	12,836	12,559	12,433	12,899	12,370	12,483	12,502		
Distribution-Other expenses - Meals and Entertainment 8800-05411	8800-05411	8800	42	0.03%	0	0	0	42	14	13	13	14	13	13	13	13		
Distribution-Operation supervi - Spousal & Dependent Travel 8700-05412	8700-05412	8700	1,152	0.73%	20	13	211	758	149	374	366	362	378	360	364	364		
A&G-Office supplies & expense - Transportation 9210-05413	9210-05413	9210	984	0.63%	444	444	217	-	514	320	313	310	321	308	311	311		
Distribution-Operation supervi - Transportation 8700-05413	8700-05413	8700	61,866	39.39%	5,894	12,726	12,753	11,307	19,186	20,084	19,651	19,454	20,183	18,366	19,533	19,562		
Distribution-Other expenses - Transportation 8800-05413	8800-05413	8800	221	0.14%	0	180	-	41	72	70	70	70	72	69	70	70		
Customer accounts-Customer rec - Transportation 9030-05413	9030-05413	9030	3,871	2.46%	191	186	709	2,785	1,257	1,230	1,217	1,263	1,211	1,222	1,224	1,224		
A&G-Office supplies & expense - Lodging 9210-05414	9210-05414	9210	223	0.14%	327	223	-	-	72	71	70	70	73	70	70	71		
Transmission-Operation supervi - Lodging 8500-05414	8500-05414	8500	327	0.21%	-	-	-	-	106	104	103	107	102	103	103	103		
Distribution-Operation supervi - Lodging 8700-05414	8700-05414	8700	39,519	25.16%	5,970	8,618	5,014	7,230	12,887	12,828	12,553	12,427	12,892	12,364	12,477	12,496		
Distribution-Other expenses - Lodging 8800-05414	8800-05414	8800	153	0.10%	0	0	0	0	153	50	48	48	50	48	48	48		
Customer accounts-Customer rec - Lodging 9030-05414	9030-05414	9030	3,108	1.88%	144	554	1,574	836	1,009	987	977	1,014	972	981	983	983		
Distribution-Operation supervi - Misc Employee Expense 8700-05419	8700-05419	8700	3,198	2.04%	285	1,758	502	499	173	1,038	1,016	1,006	1,043	1,000	1,010	1,011		
Distribution-Other expenses - Misc Employee Expense 8800-05419	8800-05419	8800	2,250	1.43%	0	0	0	0	2,250	715	708	734	704	710	711	711		
<b>Travel &amp; Entertainment</b>			157,056	100.00%	18,097	33,503	28,780	32,255	46,420	50,987	49,587	49,387	51,237	49,137	49,587	49,687		
Distribution-Operation supervi - Employee Development 8700-05420	8700-05420	8700	3,169	15.66%	450	780	495	510	954	1,767	1,624	1,446	851	914	851	1,063		
Distribution-Operation supervi - Training 8700-05421	8700-05421	8700	2,900	14.10%	225	1,569	502	502	505	1,562	1,435	1,278	752	808	752	940		
Distribution-Operation supervi - Books & Manuals 8700-05424	8700-05424	8700	1,510	7.60%	163	810	-	-	737	842	774	689	406	436	406	507		
Distribution-Operation supervi - Safety Training 8700-05426	8700-05426	8700	12,360	62.25%	4,283	1,587	4,887	1,674	6,893	6,336	5,642	3,321	3,587	3,320	4,148	4,148		
Distribution-Operation supervi - Work Environment Training 8700-05429	8700-05429	8700	15	0.08%	15	-	-	-	8	8	7	4	4	4	4	5		
<b>Training</b>			19,854	100.00%	628	5,248	4,231	5,879	3,869	11,077	10,177	9,062	5,034	5,726	5,333	6,669		
Mains expenses - Contract Labor 8560-06111	8560-06111	8560	200	0.01%	0	200	-	-	47	44	44	44	44	44	44	44		
Distribution-Operation supervi - Contract Labor 8700-06111	8700-06111	8700	14,810	1.02%	871	1,809	5,945	4,042	3,612	3,222	3,222	3,222	3,222	3,222	3,222	3,222		
Mains and Services Expenses - Contract Labor 8740-06111	8740-06111	8740	4,551	0.32%	0	0	4,651	-	1,103	1,012	1,012	1,012	1,012	1,012	1,012	1,012		
A&G-Outside services employed - Contract Labor 9230-06111	9230-06111	9230	935	0.68%	0	0	0	0	935	222	203	203	203	203	203	203		
Customer accounts-Customer rec - Collection Fees 9030-06112	9030-06112	9030	531,220	36.48%	95,250	87,924	96,931	109,284	141,821	125,990	115,559	115,559	115,559	115,559	115,556	115,556		
Customer accounts-Customer rec - Bill Print Fees 9030-06116	9030-06116	9030	866,217	59.45%	179,131	166,887	155,286	189,105	175,829	205,442	188,432	188,432	188,432	188,432	188,432	188,428		
A&G-Outside services employed - Legal 9230-06121	9230-06121	9230	39,367	2.67%	8,619	4,873	8,874	7,384	7,384	9,242	8,477	8,477	8,477	8,477	8,477	8,477		
<b>Outside Services</b>			1,457,000	100.00%	283,882	266,236	259,013	317,858	330,010	345,668	316,348	316,348	316,348	316,348	316,348	316,341		
A&G-Administrative & general s - A&G Overhead Clearing 9200-04863	9200-04863	9200	(27,733)	20.69%	(5,148)	(5,490)	(10,219)	(3,906)	(2,970)	(16,045)	3,485	4,436	1,262	978	1,364	1,337		
Distribution-Operation supervi - Land Rights 8700-04889	8700-04889	8700	5	0.00%	0	0	0	5	3	(1)	(1)	(0)	(0)	(0)	(0)	(0)		
A&G-Employee pensions and bene - Misc General Expense 9260-07590	9260-07590	9260	670	-0.50%	0	0	0	663	8	368	(84)	(107)	(30)	(32)	(33)	(32)		
Distribution-Operation supervi - Misc General Expense 8700-07590	8700-0759																	



Acct-sub	FERC	YTD February	Ferc Alloc %	←---Actuals Budget---→												←---Budget	
				2012 October	2012 November	2012 December	2013 January	2013 February	2013 March	2013 April	2013 May	2013 June	2013 July	2013 August	2013 September		
		8150		0	0	0	0	0	0	0	0	0	0	0	0	0	0
		8160		0	0	0	0	0	0	0	0	0	0	0	0	0	0
		8170		41	34	34	36	39	88	75	75	75	75	75	75	75	
		8180		43	36	36	38	41	73	80	80	80	80	80	80	80	
		8190		1,286	769	36	0	637	1,015	1,115	1,115	1,115	1,115	1,115	1,115	1,115	
		8200		0	0	0	0	0	0	0	0	0	0	0	0	0	
		8210		103	259	265	80	970	825	686	686	686	686	686	686	686	
		8240		3	3	7	55	60	47	52	52	52	52	52	52	52	
		8250		1,152	792	1,651	3,172	2,628	3,450	3,800	3,800	3,800	3,800	3,800	3,800	3,800	
		8310		0	0	0	0	0	0	0	0	0	0	0	0	0	
		8320		0	0	0	0	0	0	0	0	0	0	0	0	0	
		8340		0	0	0	0	0	0	0	0	0	0	0	0	0	
		8350		0	0	0	0	0	0	0	0	0	0	0	0	0	
		8360		0	0	0	0	0	0	0	0	0	0	0	0	0	
		8400		0	0	0	0	0	0	0	0	0	0	0	0	0	
		8410		0	0	0	0	0	0	0	0	0	0	0	0	0	
		8470		0	0	0	0	0	0	0	0	0	0	0	0	0	
		8500		369	0	0	0	0	120	117	116	120	115	116	117	117	
		8560		332	2,243	2,982	245	3,010	1,938	2,126	2,210	1,957	2,210	2,126	2,041	2,041	
		8570		81	69	69	72	78	137	150	150	150	150	150	150	150	
		8580		0	0	0	0	0	0	0	0	0	0	0	0	0	
		8590		0	0	0	0	0	0	0	0	0	0	0	0	0	
		8600		0	0	0	0	0	0	0	0	0	0	0	0	0	
		8620		0	0	0	0	0	0	0	0	0	0	0	0	0	
		8630		0	0	0	0	0	0	0	0	0	0	0	0	0	
		8640		0	0	0	0	0	0	0	0	0	0	0	0	0	
		8650		0	1,473	14	0	0	304	304	304	304	304	304	304	305	
		8670		0	0	0	0	0	0	0	0	0	0	0	0	0	
		8700		275,406	311,050	304,716	265,981	183,427	309,393	377,312	395,367	348,163	371,583	364,245	355,411	355,411	
		8710		0	0	0	0	0	0	0	0	0	0	0	0	0	
		8711		6,108	0	25,605	15,277	1,508	9,928	9,928	9,928	9,928	9,928	9,928	9,928	9,935	
		8720		0	0	0	0	0	0	0	0	0	0	0	0	0	
		8740		15,783	915	13,107	9,790	8,613	12,124	12,417	12,478	12,304	12,508	12,437	12,378	12,378	
		8750		8,054	2,488	3,865	4,235	4,991	4,892	4,944	4,965	4,897	4,968	4,944	4,924	4,924	
		8760		33	883	126	414	347	371	371	371	371	371	371	371	372	
		8770		0	20	0	0	0	4	4	4	4	4	4	4	4	
		8780		0	909	(130)	0	0	158	186	195	169	195	186	178	178	
		8790		0	0	0	0	0	0	0	0	0	0	0	0	0	
		8800		4,037	359	530	4,258	7,212	3,829	4,132	4,273	3,856	4,289	4,127	3,978	3,978	
		8810		5,672	9,747	8,565	12,199	22,324	21,776	23,920	23,920	23,920	23,920	23,920	23,920	23,925	
		8850		0	0	0	0	0	0	0	0	0	0	0	0	0	
		8860		0	0	0	0	0	0	0	0	0	0	0	0	0	
		8870		0	0	0	0	0	0	0	0	0	0	0	0	0	
		8890		0	0	0	0	0	0	0	0	0	0	0	0	0	
		8900		0	0	0	0	0	0	0	0	0	0	0	0	0	
		8910		0	0	0	0	0	0	0	0	0	0	0	0	0	
		8920		0	0	0	0	0	0	0	0	0	0	0	0	0	
		8930		0	0	0	0	0	0	0	0	0	0	0	0	0	
		8940		0	0	0	0	0	0	0	0	0	0	0	0	0	
		8950		0	0	0	0	0	0	0	0	0	0	0	0	0	
		9010		0	0	0	0	0	0	0	0	0	0	0	0	0	
		9020		0	0	0	0	0	0	0	0	0	0	0	0	0	
		9030		280,377	265,546	262,831	310,838	327,707	342,914	316,378	316,823	315,536	316,799	316,366	315,909	315,909	
		9040		0	0	0	0	0	0	0	0	0	0	0	0	0	
		9050		0	0	0	0	0	0	0	0	0	0	0	0	0	
		9070		0	0	0	0	0	0	0	0	0	0	0	0	0	
		9080		0	0	0	2,000	0	322	356	352	352	352	352	352	352	
		9090		0	0	0	0	0	0	0	0	0	0	0	0	0	
		9100		13	80	7	161	153	67	74	73	73	73	73	73	73	
		9110		0	0	0	500	0	81	89	88	88	88	88	88	88	
		9120		3	0	0	0	0	9	6	6	6	6	6	6	6	
		9130		0	0	0	0	0	265	43	48	47	47	47	47	47	
		9160		0	0	0	0	0	0	0	0	0	0	0	0	0	
		9200		(5,148)	(5,490)	(10,219)	(3,906)	(2,970)	(16,045)	3,485	4,436	1,262	978	1,364	1,337	1,337	
		9210		0	686	940	0	529	916	310	277	389	380	372	374	374	
		9220		0	0	0	0	0	0	0	0	0	0	0	0	0	
		9230		8,619	9,418	4,673	8,874	8,318	9,454	8,680	8,680	8,680	8,680	8,680	8,680	8,680	
		9240		1,111	1,087	1,087	1,319	1,037	(53,319)	(64,149)	(64,100)	(64,298)	(64,100)	(64,149)	(64,241)	(64,241)	
		9250		27,788	23,705	25,136	15,242	28,829	(110,893)	(129,856)	(139,479)	(110,853)	(139,479)	(129,955)	(120,382)	(120,382)	
		9260		(220,618)	33,813	256,028	145,260	250,383	437,092	447,940	478,604	418,672	465,250	450,082	435,827	435,827	
		9270		0	0	0	0	0	0	0	0	0	0	0	0	0	
		9280		0	0	0	0	0	0	0	0	0	0	0	0	0	
		9290		0	0	0	0	0	0	0	0	0	0	0	0	0	
		9301		0	0	0	0	0	0	0	0	0	0	0	0	0	
		9302		28,818	7,255	7,266	7,517	7,517	105,087	11,740	8,845	25,806	11,812	8,814	8,647	8,647	
		9310		1,109	4,700	4,739	4,723	4,825	7,480	8,216	8,216	8,216	8,216	8,216	8,216	8,216	
		9320		0	0	178	162	0	182	70	118	70	70	76	76	76	
				440,584	672,852	914,246	808,541	662,382	1,083,871	1,045,009	1,083,080	1,016,002	1,046,608	1,029,099	1,014,333	1,014,333	

Brantwood Division - 081DIV

			Forecast ----->													
			2013	2013	2014	2014	2014	2014	2014	2014	2014	2014	2014	2014		
Acct-sub	FERC		October	November	December	January	February	March	April	May	June	July	August	September	October	November
Distribution-Operation supervi - PTO Accrual 8700-01010	8700-01010	8700	5,718	7,271	6,339	5,447	4,891	6,402	7,098	7,421	6,453	7,421	7,098	6,776	5,889	7,489
Customer accounts-Customer rec - Non-project Labor 9030-01000	9030-01000	9030	8,174	10,365	9,052	7,786	6,993	8,152	10,148	10,609	9,225	10,609	10,148	9,887	8,419	10,707
Distribution-Operation supervi - Non-project Labor 8700-01000	8700-01000	8700	152,398	193,806	168,943	145,159	130,370	170,833	169,196	197,796	171,996	197,796	189,196	150,596	156,970	199,520
Mains and Services Expenses - Non-project Labor 8740-01000	8740-01000	8740	1,455	1,850	1,613	1,386	1,245	1,629	1,806	1,889	1,642	1,889	1,806	1,724	1,499	1,906
Distribution-Measuring and reg - Non-project Labor 8750-01000	8750-01000	8750	318	404	353	303	272	356	395	413	359	413	395	377	328	413
Meter and house regulator expe - Non-project Labor 8780-01000	8780-01000	8780	155	197	171	147	132	173	192	201	174	201	192	183	159	203
Distribution-Operation supervi - Non-project Labor 8800-01000	8800-01000	8800	2,338	2,973	2,592	2,227	2,000	2,618	2,902	3,034	2,639	3,034	2,902	2,770	2,408	3,062
Distribution-Operation supervi - Capital Labor 8700-01001	8700-01001	8700	328,840	418,169	364,541	313,243	281,309	356,187	406,242	426,798	371,129	426,798	406,242	389,665	338,705	430,735
Distribution-Operation supervi - Capital Labor Contra 8700-01002	8700-01002	8700	(274,801)	(349,487)	(304,835)	(261,766)	(235,081)	(307,681)	(341,164)	(356,661)	(310,140)	(356,661)	(341,164)	(325,647)	(283,045)	(359,951)
Mains expenses - O&M Project Labor and Contra 8560-01006	8560-01006	8560	1,541	1,960	1,708	1,468	1,318	1,725	1,913	2,000	1,739	2,000	1,913	1,828	1,587	2,018
Distribution-Operation supervi - O&M Project Labor and Contra 8700-01006	8700-01006	8700	5,631	7,238	6,309	5,421	4,869	6,372	7,066	7,387	6,423	7,387	7,066	6,744	5,862	7,455
Distribution-Operation supervi - Expense Labor Accrual 8700-01008	8700-01008	8700	(1,449)	(1,843)	(1,606)	(1,380)	(1,240)	(1,622)	(1,799)	(1,881)	(1,635)	(1,881)	(1,799)	(1,717)	(1,493)	(1,899)
Mains and Services Expenses - Expense Labor Accrual 8740-01006	8740-01006	8740	(229)	(292)	(254)	(218)	(196)	(257)	(285)	(259)	(228)	(259)	(228)	(216)	(180)	(230)
Distribution-Measuring and reg - Expense Labor Accrual 8750-01006	8750-01006	8750	116	147	128	110	99	129	144	150	131	150	144	137	119	151
Meter and house regulator expe - Expense Labor Accrual 8780-01008	8780-01008	8780	-	-	-	-	-	-	-	-	-	-	-	-	-	-
Distribution-Other expenses - Expense Labor Accrual 8800-01008	8800-01008	8800	388	493	430	369	332	434	481	503	436	503	481	460	398	508
Customer accounts-Customer rec - Expense Labor Accrual 9030-01008	9030-01008	9030	114	145	126	108	97	127	141	148	128	148	141	135	117	149
Distribution-Operation supervi - Capital Labor Transfer In 8700-01011	8700-01011	8700	223,929	284,773	248,240	213,308	191,562	250,723	277,999	290,636	252,727	290,636	277,999	265,363	230,647	293,130
Distribution-Operation supervi - Capital Labor Transfer Out 8700-01012	8700-01012	8700	(277,968)	(353,495)	(308,145)	(264,784)	(237,790)	(311,228)	(345,087)	(360,773)	(313,715)	(360,773)	(345,087)	(329,401)	(285,307)	(364,100)
Distribution-Operation supervi - Expense Labor Transfer In 8700-01013	8700-01013	8700	13,717	17,444	15,207	13,057	11,735	15,359	17,029	17,504	15,481	17,504	17,029	16,255	14,129	17,998
Mains expenses - Expense Labor Transfer In 8560-01013	8560-01013	8560	1,541	1,960	1,708	1,468	1,318	1,725	1,913	2,000	1,739	2,000	1,913	1,828	1,587	2,018
Distribution-Operation supervi - Expense Labor Transfer Out 8700-01014	8700-01014	8700	(5,631)	(7,238)	(6,309)	(5,421)	(4,869)	(6,372)	(7,066)	(7,387)	(6,423)	(7,387)	(7,066)	(6,744)	(5,862)	(7,455)
Mains expenses - Expense Labor Transfer Out 8560-01014	8560-01014	8560	(1,541)	(1,960)	(1,708)	(1,468)	(1,318)	(1,725)	(1,913)	(2,000)	(1,739)	(2,000)	(1,913)	(1,828)	(1,587)	(2,018)
<b>Labor</b>			<b>184,752</b>	<b>234,951</b>	<b>204,810</b>	<b>175,369</b>	<b>159,048</b>	<b>205,859</b>	<b>229,365</b>	<b>239,788</b>	<b>208,512</b>	<b>239,788</b>	<b>229,365</b>	<b>216,937</b>	<b>190,295</b>	<b>242,000</b>
A&G-Employee pensions and bene - RSU-Management Incentive Plan 9260-07463	9260-07463	9260	1,818	3,035	3,582	5,820	3,769	1,418	808	1,208	853	879	853	891	1,887	3,117
A&G-Employee pensions and bene - Service Awards 9260-07421	9260-07421	9260	2,924	4,891	5,781	9,380	8,061	2,281	1,299	1,943	1,414	1,386	1,414	1,386	3,003	5,013
Distribution-Operation supervi - Service Awards 8700-07421	8700-07421	8700	3,250	5,425	6,403	10,404	8,737	2,536	1,444	2,180	1,525	1,572	1,543	1,582	3,338	5,572
A&G-Employee pensions and bene - Uniforms 9260-07443	9260-07443	9260	12	20	24	39	25	10	5	8	6	6	6	6	13	21
A&G-Employee pensions and bene - Uniforms Capitalized 9260-07444	9260-07444	9260	(4)	(7)	(9)	(14)	(9)	(3)	(2)	(3)	(2)	(2)	(2)	(2)	(5)	(8)
Distribution-Operation supervi - Uniforms 8700-07443	8700-07443	8700	26	43	51	83	54	20	12	17	12	13	12	13	27	44
Mains and Services Expenses - Uniforms 8740-07443	8740-07443	8740	(4)	(3)	(4)	(6)	(4)	(2)	(1)	(1)	(1)	(1)	(1)	(1)	(2)	(4)
Distribution-Operation supervi - Uniforms Capitalized 8700-07444	8700-07444	8700	(25)	(24)	(28)	(45)	(30)	(11)	(6)	(10)	(7)	(7)	(7)	(7)	(15)	(25)
Mains and Services Expenses - Uniforms Capitalized 8740-07444	8740-07444	8740	(18)	(26)	(31)	(50)	(32)	(12)	(7)	(10)	(7)	(8)	(7)	(8)	(16)	(27)
A&G-Employee pensions and bene - Capitalized Restricted Stock 9260-07450	9260-07450	9260	(5,865)	(9,790)	(11,555)	(18,775)	(12,157)	(4,576)	(2,606)	(3,898)	(2,752)	(2,836)	(2,764)	(2,873)	(6,023)	(10,055)
A&G-Employee pensions and bene - Variable Pay & Mgmt Incentive Plans 9260-07452	9260-07452	9260	118,039	167,045	232,560	377,871	244,677	92,090	52,441	78,443	55,387	57,076	56,033	57,827	121,226	202,385
A&G-Employee pensions and bene - VPP & MIP - Capital Credit 9260-07454	9260-07454	9260	(61,972)	(103,451)	(122,097)	(198,387)	(129,459)	(46,348)	(27,532)	(41,164)	(29,079)	(29,986)	(29,416)	(30,380)	(63,645)	(106,244)
A&G-Employee pensions and bene - Restricted Stock - Long Term Incent 9260-07458	9260-07458	9260	3,165	5,287	6,217	10,101	6,541	2,462	1,402	2,097	1,481	1,526	1,498	1,546	3,241	5,410
A&G-Employee pensions and bene - RSU-Long Term Incentive Plan - Time 9260-07450	9260-07450	9260	5,154	9,371	11,080	17,917	11,637	4,380	2,654	3,731	2,634	2,715	2,655	2,780	5,785	9,624
A&G-Employee pensions and bene - COLI CSV & Premiums 9260-07487	9260-07487	9260	354	591	697	1,133	734	276	157	235	168	171	168	173	383	607
A&G-Employee pensions and bene - NQ Retirement Cost 9260-07489	9260-07489	9260	8,471	14,140	16,899	27,117	17,558	6,609	3,763	5,629	4,096	4,021	4,180	8,699	14,522	24,522
A&G-Employee pensions and bene - SERP Capitalized 9260-07490	9260-07490	9260	(2,869)	(4,789)	(5,652)	(9,183)	(5,946)	(2,238)	(1,274)	(1,906)	(1,346)	(1,387)	(1,362)	(1,405)	(2,946)	(4,918)
A&G-Employee pensions and bene - Misc Employee Welfare Exp 9260-07499	9260-07499	9260	668	1,478	1,745	2,835	1,836	891	393	588	418	428	420	434	909	1,518
Distribution-Operation supervi - Misc Employee Welfare Exp 8700-07499	8700-07499	8700	768	1,278	1,509	2,452	1,587	597	340	509	359	370	364	375	787	1,313
Customer accounts-Customer rec - Misc Employee Welfare Exp 9030-07499	9030-07499	9030	68	114	134	219	142	53	30	45	33	33	32	33	70	117
<b>Employee Welfare</b>			<b>74,969</b>	<b>124,646</b>	<b>147,112</b>	<b>239,033</b>	<b>154,778</b>	<b>58,284</b>	<b>33,173</b>	<b>49,622</b>	<b>36,037</b>	<b>36,105</b>	<b>35,445</b>	<b>36,560</b>	<b>76,886</b>	<b>126,012</b>
A&G-Employee pensions and bene - Other Benefits Variance 9260-01201	9260-01201	9260	-	-	-	-	-	-	-	-	-	-	-	-	-	-
A&G-Employee pensions and bene - Pension Benefits Load 9260-01202	9260-01202	9260	(205,146)	(286,152)	(194,812)	(199,970)	(174,051)	(220,039)	(243,976)	(255,067)	(221,798)	(255,067)	(243,976)	(232,889)	(211,300)	(294,737)
A&G-Employee pensions and bene - FAS106 Benefits Load 9260-01203	9260-01203	9260	(314,286)	(438,381)	(298,435)	(306,337)	(296,931)	(337,082)	(373,753)	(390,742)	(339,775)	(390,742)	(373,753)	(356,784)	(323,693)	(451,512)
A&G-Employee pensions and bene - Pension Benefits Variance 9260-01206	9260-01206	9260	85,446	119,187	81,142	83,280	72,495	91,650	101,620	106,239	92,392	106,239	101,620	97,001	88,010	122,762
A&G-Employee pensions and bene - FAS106 Benefits Variance 9260-01207	9260-01207	9260	484,621	689,934	469,708	482,142	419,849	530,531	586,248	614,986	534,771	614,986	586,248	561,509	509,640	710,632
A&G-Injuries & damages - Workers Comp Variance 9250-01208	9250-01208	9250	26,131	35,449	24,815	25,472	22,170	28,028	31,077	32,490	28,252	32,490	31,077	29,664	26,815	37,543
A&G-Injuries & damages - Workers Comp Insurance 9250-01221	9250-01221	9250	(244,814)	(341,484)	(232,482)	(238,837)	(207,708)	(262,588)	(291,155)	(304,389)	(264,686)	(304,389)	(291,155)	(277,920)	(252,158)	(351,729)
A&G-Employee pensions and bene - Medical Benefits Load 9260-01251	9260-01251	9260	(272,072)	(379,507)	(265,367)	(265,208)	(230,833)	(291,825)	(323,573)	(338,281)	(294,157)	(338,281)	(323,573)	(308,865)	(280,235)	(390,892)
A&G-Employee pensions and bene - Medical Benefits Variance 9260-01252	9260-01252	9260	634,955	885,652	802,971	616,936	536,712	681,054	755,146	789,471	686,496	789,471	755,146	720,821	664,004	912,253
A&G-Employee pensions and bene - Medical Benefits Load Projects 9260-01253	9260-01253	9260	(24,189)	(33,741)	(22,971)	(23,579)	(20,523)	(25,945)	(28,766)	(30,076)	(26,153)	(30,076)	(28,766)	(27,480)	(24,915)	(34,753)
A&G-Employee pensions and bene - Empr ESOP Benefits Load 9260-01257	9260-01257	9260	(65,472)	(91,325)	(82,174)	(83,820)	(55,648)	(70,225)	(77,865)	(81,405)	(70,787)	(81,405)	(77,865)	(74,326)	(67,4	

			Forecast ----->														
			2013	2013	2013	2014	2014	2014	2014	2014	2014	2014	2014	2014	2014	2014	
Acc-t-sub	FERC		October	November	December	January	February	March	April	May	June	July	August	September	October	November	
A&G-Property Insurance - Blueflame Property Insurance 9240-04069	9240-04069	9240	(1,634)	(1,098)	(1,099)	9,606	(1,246)	(50,821)	(51,487)	(51,448)	(51,606)	(51,448)	(51,448)	(51,448)	(51,561)	(1,716)	(1,153)
A&G-Property Insurance - Insurance-Other 9240-04070	9240-04070	9240	(3,064)	(2,053)	(2,054)	17,952	(2,329)	(94,976)	(96,223)	(96,149)	(96,446)	(96,149)	(96,223)	(96,361)	(3,206)	(2,155)	
A&G-Property Insurance - Insurance Capitalized 9240-04072	9240-04072	9240	2,550	1,714	1,715	(14,991)	1,945	78,314	80,363	80,292	80,539	80,292	80,363	80,468	2,877	1,800	
A&G-Injuries & damages - Insurance Reserve 9250-07115	9250-07115	9250	4,136	2,780	2,782	(24,315)	3,155	128,642	130,328	130,228	130,630	130,228	130,328	130,515	4,343	2,919	
Distribution-Operation supervi - Environmental & Safety 8700-07120	8700-07120	8700	(269)	(181)	(181)	1,581	(205)	(6,355)	(6,475)	(6,468)	(6,494)	(6,468)	(6,475)	(6,475)	(282)	(190)	
A&G-Injuries & damages - Environmental & Safety 9250-07120	9250-07120	9250	(32)	(21)	(21)	186	(24)	(984)	(997)	(996)	(996)	(996)	(996)	(996)	(33)	(22)	
<b>Insurance</b>			<b>1,899</b>	<b>1,141</b>	<b>1,142</b>	<b>(9,852)</b>	<b>1,285</b>	<b>52,866</b>	<b>53,560</b>	<b>53,459</b>	<b>53,924</b>	<b>53,458</b>	<b>53,500</b>	<b>53,577</b>	<b>(1,793)</b>	<b>1,199</b>	
Storage well royalties - Building Lease/Rents Capitalized 8250-04580	8250-04580	8250	(25)	(38)	(38)	(49)	(74)	(83)	(91)	(91)	(91)	(91)	(91)	(91)	(25)	(38)	
Distribution-Rents - Building Lease/Rents Capitalized 8810-04580	8810-04580	8810	(8,314)	(12,931)	(12,711)	(16,562)	(24,927)	(28,081)	(30,845)	(30,845)	(30,845)	(30,845)	(30,845)	(30,851)	(8,314)	(12,931)	
A&G-Rents - Building Lease/Rents Capitalized 9310-04580	9310-04580	9310	(881)	(1,370)	(1,347)	(1,755)	(2,541)	(2,976)	(3,269)	(3,269)	(3,269)	(3,269)	(3,269)	(3,269)	(881)	(1,370)	
Storage well royalties - Building Lease/Rents 8250-04581	8250-04581	8250	147	229	225	293	441	497	546	546	546	546	546	546	147	229	
Distribution-Rents - Building Lease/Rents 8810-04581	8810-04581	8810	14,109	21,943	21,571	28,108	42,301	47,653	52,343	52,343	52,343	52,343	52,343	52,343	14,109	21,943	
A&G-Rents - Building Lease/Rents 9310-04581	9310-04581	9310	3,068	4,802	4,721	6,151	9,257	10,428	11,455	11,455	11,455	11,455	11,455	11,457	3,068	4,802	
A&G-Rents - Building Maintenance 9310-04582	9310-04582	9310	8	12	12	15	24	27	30	30	30	30	30	30	8	12	
Mains and Services Expenses - Building Maintenance 8740-04582	8740-04582	8740	9	14	14	18	27	31	34	34	34	34	34	34	9	14	
Distribution-Rents - Building Maintenance 8810-04582	8810-04582	8810	1,708	2,656	2,611	3,402	5,120	5,768	6,336	6,336	6,336	6,336	6,336	6,337	1,708	2,656	
Lines expenses - Utilities 8170-04590	8170-04590	8170	20	32	31	40	61	68	75	75	75	75	75	75	20	32	
Compressor station expenses - Utilities 8180-04590	8180-04590	8180	142	221	217	283	426	479	527	527	527	527	527	527	142	221	
Compressor station fuel and po - Utilities 8190-04590	8190-04590	8190	301	467	459	599	901	1,015	1,115	1,115	1,115	1,115	1,115	1,115	301	467	
Storage-Purification expenses - Utilities 8210-04590	8210-04590	8210	185	288	283	369	555	625	686	686	686	686	686	686	185	288	
Storage-Other expenses - Utilities 8240-04590	8240-04590	8240	14	22	21	28	42	47	52	52	52	52	52	52	14	22	
Storage well royalties - Utilities 8250-04590	8250-04590	8250	902	1,402	1,379	1,796	2,704	3,046	3,345	3,345	3,345	3,345	3,345	3,345	902	1,402	
Mains and Services Expenses - Utilities 8740-04590	8740-04590	8740	226	352	346	451	679	765	840	840	840	840	840	840	226	352	
Mains expenses - Utilities 8560-04590	8560-04590	8560	183	284	279	364	547	616	677	677	677	677	677	677	183	284	
Transmission-Measuring and reg - Utilities 8570-04590	8570-04590	8570	41	63	62	81	122	137	150	150	150	150	150	150	41	63	
Distribution-Operation supervi - Utilities 8700-04590	8700-04590	8700	1,350	2,100	2,084	2,890	4,048	4,560	5,009	5,009	5,009	5,009	5,009	5,010	1,350	2,100	
Distribution-Rents - Misc Rents 8810-04592	8810-04592	8810	363	565	555	723	1,088	1,226	1,347	1,347	1,347	1,347	1,347	1,347	363	565	
Compressor station expenses - Capitalized Utility Costs 8180-04599	8180-04599	8180	(120)	(187)	(184)	(240)	(361)	(407)	(447)	(447)	(447)	(447)	(447)	(120)	(187)		
Distribution-Operation supervi - Capitalized Utility Costs 8700-04599	8700-04599	8700	(893)	(1,389)	(1,365)	(1,778)	(2,677)	(3,015)	(3,312)	(3,312)	(3,312)	(3,312)	(3,312)	(3,312)	(893)	(1,389)	
Distribution-Rents - Capitalized Utility Costs 8810-04599	8810-04599	8810	(1,418)	(2,206)	(2,188)	(2,825)	(4,252)	(4,790)	(5,261)	(5,261)	(5,261)	(5,261)	(5,261)	(5,262)	(1,418)	(2,206)	
Mains expenses - Capitalized Utility Costs 8560-04599	8560-04599	8560	(155)	(241)	(237)	(308)	(454)	(523)	(574)	(574)	(574)	(574)	(574)	(575)	(155)	(241)	
<b>Rent, Maint., &amp; Utilities</b>			<b>10,989</b>	<b>17,091</b>	<b>16,801</b>	<b>21,891</b>	<b>32,947</b>	<b>37,115</b>	<b>40,768</b>	<b>40,768</b>	<b>40,768</b>	<b>40,768</b>	<b>40,768</b>	<b>40,777</b>	<b>10,989</b>	<b>17,091</b>	
Mains and Services Expenses - Vehicle Lease Payments 8740-03002	8740-03002	8740	11,330	8,785	8,141	9,825	11,124	12,395	12,913	12,913	12,913	12,913	12,913	12,923	11,636	9,022	
Distribution-Operation supervi - Capitalized transportation costs 8700-03003	8700-03003	8700	(101)	(78)	(72)	(85)	(99)	(110)	(115)	(115)	(115)	(115)	(115)	(115)	(103)	(80)	
Mains and Services Expenses - Capitalized transportation costs 8740-03003	8740-03003	8740	(15,367)	(11,915)	(11,042)	(13,055)	(15,087)	(16,911)	(17,513)	(17,513)	(17,513)	(17,513)	(17,513)	(17,527)	(15,782)	(12,237)	
Distribution-Measuring and reg - Capitalized transportation costs 8750-03003	8750-03003	8750	(31)	(24)	(22)	(26)	(30)	(33)	(35)	(35)	(35)	(35)	(35)	(35)	(31)	(24)	
Distribution-Operation supervi - Vehicle Expense 8700-03004	8700-03004	8700	143	111	103	121	140	156	163	163	163	163	163	163	147	114	
Mains and Services Expenses - Vehicle Expense 8740-03004	8740-03004	8740	11,681	9,042	8,379	9,906	11,449	12,757	13,290	13,290	13,290	13,290	13,290	13,300	11,976	9,288	
Distribution-Measuring and reg - Vehicle Expense 8750-03004	8750-03004	8750	62	48	45	53	61	68	71	71	71	71	71	71	62	48	
Mains and Services Expenses - Equipment Lease 8740-04301	8740-04301	8740	1,447	1,122	1,040	1,230	1,421	1,583	1,650	1,650	1,650	1,650	1,650	1,651	1,466	1,153	
Mains and Services Expenses - Heavy Equipment 8740-04302	8740-04302	8740	1,498	1,152	1,075	1,273	1,471	1,639	1,707	1,707	1,707	1,707	1,707	1,709	1,538	1,193	
Distribution-Operation supervi - Heavy Equipment 8700-04302	8700-04302	8700	22	17	15	18	21	24	25	25	25	25	25	25	22	17	
Distribution-Operation supervi - Heavy Equipment Capitalized 8700-04307	8700-04307	8700	(21)	(16)	(15)	(18)	(21)	(23)	(24)	(24)	(24)	(24)	(24)	(24)	(22)	(17)	
Mains and Services Expenses - Heavy Equipment Capitalized 8740-04307	8740-04307	8740	(2,897)	(2,238)	(2,074)	(2,452)	(2,834)	(3,158)	(3,290)	(3,290)	(3,290)	(3,290)	(3,290)	(3,292)	(2,954)	(2,299)	
<b>Vehicles &amp; Equip</b>			<b>7,758</b>	<b>6,015</b>	<b>5,575</b>	<b>6,591</b>	<b>7,617</b>	<b>8,487</b>	<b>8,841</b>	<b>8,841</b>	<b>8,841</b>	<b>8,841</b>	<b>8,841</b>	<b>8,849</b>	<b>7,968</b>	<b>6,178</b>	
Sales-Demonstrating and sellin - Inventory Materials 9120-02001	9120-02001	9120	44	22	68	49	21	42	42	42	42	42	42	42	45	23	
Distribution-Operation supervi - Inventory Materials 8700-02001	8700-02001	8700	193	97	299	215	93	164	164	164	164	164	164	164	198	99	
Odorization - Inventory Materials 8711-02001	8711-02001	8711	(122)	(61)	(189)	(137)	(59)	(116)	(116)	(116)	(116)	(116)	(116)	(116)	(125)	(63)	
Sales-Demonstrating and sellin - Warehouse Loading Charge 9120-02004	9120-02004	9120	2	1	3	2	2	2	2	2	2	2	2	2	2	1	
Distribution-Operation supervi - Warehouse Loading Charge 8700-02004	8700-02004	8700	8	4	12	9	4	7	7	7	7	7	7	7	8	4	
Odorization - Warehouse Loading Charge 8711-02004	8711-02004	8711	(5)	(2)	(8)	(5)	(2)	(5)	(5)	(5)	(5)	(5)	(5)	(5)	(5)	(3)	
Odorization - Non-Inventory Supplies 8711-02005	8711-02005	8711	10,829	5,428	16,797	12,107	5,237	10,317	10,317	10,317	10,317	10,317	10,317	10,325	11,122	5,575	
Mains and Services Expenses - Non-Inventory Supplies 8740-02005	8740-02005	8740	368	184	871	411	178	351	351	351	351	351	351	351	378	189	
Distribution-Measuring and reg - Non-Inventory Supplies 8750-02005	8750-02005	8750	4,725	2,370	7,334	5,286	2,286	4,505	4,505	4,505	4,505	4,505	4,505	4,508	4,856	2,434	
Distribution-Measuring and reg - Non-Inventory Supplies 8760-02005	8760-02005	8760	365	183	567	409	177	348	348	348	348	348	348	348	375	198	
Distribution-Measuring and reg - Non-Inventory Supplies 8770-02005	8770-02005	8770	4	2	7	5	2	4	4	4	4	4	4	4	4	2	
Mains expenses - Non-Inventory Supplies 8560-02005	8560-02005	8560	132	66	205	148	64	126	126	126	126	126	126	126	136	68	
Transmission-Maintenance of me - Non-Inventory Supplies 8650-02005	8650-02005	8650	328	165	509	367	159	313	313	313	313	313	313	313	337	169	
Distribution-Operation supervi - Non-Inventory Supplies 8700-02005	8700-02005	8700	1,454	729	2,256	1,628	703	1,388	1,388	1,388	1,388	1,388	1,388	1,387	1,494	749	
Distribution-Operation supervi - Office Supplies 8700-05010	8700-05010	8700	6,120	3,068	9,492	6,842	2,959	5,830	5,830	5,830	5,830	5,830	5,830	5,835	6,295	3,150	
Mains and Services Expenses - Office Supplies 8740-05010	8740-05010	8740	145	73	228	163	14	139	139	139	139						





Kentucky Division - 009DIV

Acct-sub	FERC	YTD February	Ferc Alloc %	Actuals Budget												Budget Forecast			
				2012 October	2012 November	2012 December	2013 January	2013 February	2013 March	2013 April	2013 May	2013 June	2013 July	2013 August	2013 September	2013 October			
Distribution-Maint of mains - Non-project Labor 8870-01000	8870-01000	8870	16,159	0.77%	2,713	3,660	2,443	4,273	3,050	3,277	3,356	3,545	3,078	3,524	3,361	3,262	3,333		
Maintenance of services - Non-project Labor 8920-01000	8920-01000	8920	5,420	0.26%	867	1,893	518	1,079	1,062	1,099	1,125	1,169	1,032	1,182	1,127	1,094	1,118		
Maintenance of meters and hous - Non-project Labor 8930-01000	8930-01000	8930	19,000	0.90%	5,434	3,045	2,859	3,392	4,270	3,853	3,346	4,168	3,619	4,144	3,952	3,835	3,919		
Customer accounts-Meter readin - Non-project Labor 9020-01000	9020-01000	9020	167,570	7.95%	19,195	45,011	30,351	37,815	35,199	33,985	34,789	35,763	31,918	36,545	34,858	33,624	34,565		
Customer accounts-Customer rec - Non-project Labor 9030-01000	9030-01000	9030	133,618	6.34%	26,041	32,371	22,037	24,069	29,100	27,100	27,745	29,315	25,451	29,141	27,795	26,971	27,562		
Customer service-Operating Inf - Non-project Labor 9090-01000	9090-01000	9090	40,006	1.90%	7,132	10,958	7,305	7,305	7,305	8,114	8,308	8,777	7,620	8,725	8,322	8,075	8,252		
Sales-Supervision - Non-project Labor 9110-01000	9110-01000	9110	64,324	3.05%	11,541	17,201	11,715	11,732	11,736	13,046	13,358	14,112	12,252	14,029	13,381	12,984	13,268		
A&G-Administrative & general s - Non-project Labor 9200-01000	9200-01000	9200	157,448	7.47%	29,151	43,202	28,193	28,431	28,471	31,933	32,587	34,543	29,990	34,338	32,752	31,781	32,477		
Wells expenses - Non-project Labor 8160-01000	8160-01000	8160	32,257	1.53%	5,469	7,145	8,578	5,806	5,259	6,542	6,999	7,077	6,144	7,035	6,710	6,511	6,654		
Lines expenses - Non-project Labor 8170-01000	8170-01000	8170	22,375	1.06%	1,687	7,326	4,320	3,916	5,127	4,538	4,647	4,906	4,262	4,860	4,654	4,516	4,427		
Compressor station expenses - Non-project Labor 8180-01000	8180-01000	8180	6,920	0.33%	862	3,444	1,111	752	751	1,403	1,437	1,518	1,318	1,509	1,439	1,397	1,427		
Storage-Measuring and regulati - Non-project Labor 8200-01000	8200-01000	8200	1,058	0.05%	150	109	301	382	137	215	220	232	202	231	220	214	218		
Storage-Purification expenses - Non-project Labor 8210-01000	8210-01000	8210	9,344	0.44%	307	334	3,994	4,718	1,895	1,940	2,050	1,790	2,038	1,944	1,866	1,927	1,927		
Maintenance of compressor stat - Non-project Labor 8340-01000	8340-01000	8340	2,020	0.10%	0	1,038	982	-	-	410	419	443	385	441	420	408	417		
Processing-Maintenance of puri - Non-project Labor 8360-01000	8360-01000	8360	246	0.01%	0	246	-	-	-	60	51	54	47	54	51	50	51		
Mains expenses - Non-project Labor 8560-01000	8560-01000	8560	65,360	3.10%	9,893	20,731	10,801	13,075	10,880	13,256	13,573	14,338	12,450	14,254	13,586	13,193	13,482		
Transmission-Measuring and reg - Non-project Labor 8570-01000	8570-01000	8570	34,476	1.64%	5,561	8,927	8,781	5,585	5,641	6,992	7,160	7,564	6,987	7,519	7,172	6,959	7,111		
Transmission-Maintenance of ma - Non-project Labor 8630-01000	8630-01000	8630	8,483	0.40%	5,288	1,773	-	89	1,333	1,720	1,782	1,861	1,516	1,850	1,765	1,712	1,750		
Transmission-Maintenance of me - Non-project Labor 8650-01000	8650-01000	8650	123	0.01%	0	0	0	0	123	25	26	27	23	27	26	25	25		
Distribution-Operation supervi - Non-project Labor 8700-01000	8700-01000	8700	330,139	15.67%	52,846	83,148	72,266	69,541	63,319	68,558	68,560	72,430	62,884	72,000	66,675	65,638	69,099		
Mains and Services Expenses - Non-project Labor 8740-01000	8740-01000	8740	482,278	22.89%	92,335	116,871	84,673	89,065	97,334	97,814	100,154	105,807	91,653	105,180	100,323	97,348	99,481		
Distribution-Measuring and reg - Non-project Labor 8750-01000	8750-01000	8750	92,845	4.41%	17,694	24,957	13,856	17,952	18,387	16,831	19,281	20,369	18,681	20,249	19,314	18,741	19,152		
Distribution-Measuring and reg - Non-project Labor 8760-01000	8760-01000	8760	10,508	0.50%	2,588	3,625	-	2,126	2,169	2,131	2,182	2,305	2,002	2,292	2,188	2,121	2,189		
Distribution-Measuring and reg - Non-project Labor 8770-01000	8770-01000	8770	16,220	0.77%	949	4,432	4,095	3,944	2,800	3,290	3,368	3,559	3,090	3,538	3,374	3,274	3,346		
Meter and house regulator expe - Non-project Labor 8780-01000	8780-01000	8780	309,205	14.67%	53,748	85,501	55,800	60,041	53,314	62,712	64,212	67,837	58,897	67,435	64,320	62,413	63,781		
Customer installations expense - Non-project Labor 8790-01000	8790-01000	8790	7,501	0.35%	155	1,702	1,309	3,336	999	1,521	1,558	1,645	1,428	1,536	1,580	1,514	1,547		
Distribution-Other expenses - Non-project Labor 8800-01000	8800-01000	8800	42,729	2.03%	8,016	7,958	841	4,974	20,940	8,686	8,873	9,374	8,139	9,319	8,888	8,625	8,814		
Distribution-Operation supervi - Capital Labor 8700-01001	8700-01001	8700	2,522,826	119.72%	469,733	699,350	466,614	448,489	438,610	511,669	523,912	553,464	480,543	550,203	524,795	509,232	520,391		
Distribution-Operation supervi - Capital Labor Contra 8700-01002	8700-01002	8700	(2,518,427)	-119.51%	(470,340)	(694,623)	(466,858)	(449,324)	(437,281)	(510,777)	(522,998)	(552,519)	(479,705)	(549,244)	(523,880)	(508,344)	(518,483)		
Mains expenses - O&M Project Labor and Contra 8560-01006	8560-01006	8560	1,750	0.08%	0	1,750	-	355	363	363	363	363	363	363	363	363	363		
Distribution-Operation supervi - O&M Project Labor and Contra 8700-01005	8700-01005	8700	41,174	1.95%	887	26,344	8,402	4,345	1,195	8,351	6,550	9,033	7,843	8,980	8,565	8,311	8,493		
Wells expenses - Expense Labor Accrual 8160-01008	8160-01008	8160	759	0.04%	1,847	(2,364)	1,383	39	(245)	154	168	167	145	166	158	153	157		
Lines expenses - Expense Labor Accrual 8170-01008	8170-01008	8170	803	0.04%	(408)	125	75	466	545	163	167	176	153	175	167	162	166		
Compressor station expenses - Expense Labor Accrual 8180-01008	8180-01008	8180	338	0.02%	560	14	(241)	5	(0)	89	70	74	64	74	70	68	70		
Storage-Measuring and regulati - Expense Labor Accrual 8200-01009	8200-01009	8200	2	0.00%	38	(80)	72	73	(101)	0	0	0	0	0	0	0	0		
Storage-Purification expenses - Expense Labor Accrual 8210-01005	8210-01005	8210	2,123	0.10%	41	51	49	1,692	330	431	441	466	404	463	442	439	438		
Maintenance of compressor stat - Expense Labor Accrual 8340-01008	8340-01008	8340	(59)	0.00%	(59)	173	122	(295)	-	(12)	(12)	(13)	(11)	(13)	(12)	(12)	(12)		
Processing-Maintenance of puri - Expense Labor Accrual 8360-01009	8360-01009	8360	41	0.00%	0	41	(41)	0	0	-	-	-	-	-	-	-	-		
Mains expenses - Expense Labor Accrual 8560-01008	8560-01008	8560	2,018	0.10%	3,561	(2,975)	2,145	2,643	(997)	409	419	443	384	440	420	407	416		
Transmission-Measuring and reg - Expense Labor Accrual 8570-01008	8570-01008	8570	73	0.00%	1,150	(2,127)	1,147	(130)	34	15	15	16	14	16	15	15	15		
Transmission-Maintenance of ma - Expense Labor Accrual 8630-01006	8630-01006	8630	(2,094)	-0.10%	743	(3,142)	(295)	40	560	(425)	(435)	(459)	(399)	(467)	(436)	(423)	(432)		
Transmission-Maintenance of me - Expense Labor Accrual 8650-01008	8650-01008	8650	55	0.00%	0	55	11	11	11	11	11	12	11	12	11	11	11		
Distribution-Operation supervi - Expense Labor Accrual 8700-01008	8700-01008	8700	1,079	0.05%	10,419	(20,224)	6,601	10,117	(5,833)	219	224	237	206	235	224	218	223		
Mains and Services Expenses - Expense Labor Accrual 8740-01008	8740-01008	8740	3,341	0.16%	19,559	(40,205)	5,590	14,677	(3,721)	678	694	733	636	729	695	674	689		
Distribution-Measuring and reg - Expense Labor Accrual 8750-01008	8750-01008	8750	(2,706)	-0.13%	521	(7,342)	(3)	3,222	196	(549)	(562)	(594)	(516)	(600)	(563)	(546)	(558)		
Distribution-Measuring and reg - Expense Labor Accrual 8760-01008	8760-01008	8760	(1,343)	-0.06%	(1,078)	(604)	857	19	(276)	(279)	(279)	(256)	(293)	(279)	(279)	(277)	(277)		
Distribution-Measuring and reg - Expense Labor Accrual 8770-01008	8770-01008	8770	1,157	0.08%	524	122	490	548	(515)	237	242	256	222	255	243	236	241		
Meter and house regulator expe - Expense Labor Accrual 8780-01008	8780-01008	8780	(4,055)	-0.19%	6,880	(20,519)	2,263	10,338	(3,027)	(824)	(844)	(862)	(774)	(867)	(846)	(820)	(838)		
Customer installations expense - Expense Labor Accrual 8790-01008	8790-01008	8790	(71)	0.00%	(419)	183	109	1,108	(1,052)	(14)	(15)	(16)	(13)	(15)	(15)	(14)	(15)		
Distribution-Other expenses - Expense Labor Accrual 8800-01008	8800-01008	8800	7,723	0.37%	3,510	(3,884)	(1,074)	1,586	7,185	1,566	1,604	1,694	1,471	1,694	1,607	1,559	1,593		
Distribution-Maint of mains - Expense Labor Accrual 8870-01009	8870-01009	8870	(1,793)	-0.09%	(1,402)	(1,150)	119	1,190	(551)	(364)	(372)	(393)	(342)	(391)	(373)	(362)	(370)		
Maintenance of services - Expense Labor Accrual 8920-01008	8920-01008	8920	3	0.00%	89	(248)	(160)	330	(8)	1	1	1	1	1	1	1	1		
Maintenance of meters and hous - Expense Labor Accrual 8930-01008	8930-01008	8930	201	0.01%	1,812	(3,025)	350	669	395	41	42	44	38	44	42	41	42		
Customer accounts-Operation su - Expense Labor Accrual 9010-01009	9010-01009	9010	(109)	-0.01%	(109)	-	-	-	(1,177)	(22)	(23)	(24)	(21)	(24)	(23)	(22)	(22)		
Customer accounts-Meter readin - Expense Labor Accrual 9020-01008	9020-01008	9020	7,284	0.35%	3,921	(4,975)	1,803	7,911	(1,177)	1,477	1,513	1,598	1,388	1,589	1,515	1,470	1,503		
Customer accounts-Customer rec - Expense Labor Accrual 9030-01008	9030-01008	9030	(1,674)	-0.08%	2,458	(11,332)	1,216	4,220	2,264	(339)	(348)	(367)	(319)	(365)	(348)	(338)	(345)		
Customer service-Operating Inf - Expense Labor Accrual 9090-01008	9090-01008	9090	(191)	-0.01%	(1,457)	(2,809)	355	1											

	Acct-sub	FERC	YTD February	Ferc Alloc %	Actuals Budget												Budget Forecast	
					2012 October	2012 November	2012 December	2013 January	2013 February	2013 March	2013 April	2013 May	2013 June	2013 July	2013 August	2013 September	2013 October	
A&G-Injuries & damages - Misc Employee Welfare Exp 9250-07499	9250-07499	9250	1,854	4.22%	0	526	613	25	691	331	332	333	322	322	321	321	715	
A&G-Employee pensions and bene - Misc Employee Welfare Exp 9260-07499	9260-07499	9260	16,418	37.36%	3,490	3,361	2,689	3,281	3,597	2,933	2,935	2,946	2,854	2,847	2,840	2,841	6,328	
Distribution-Operation supervi - Misc Employee Welfare Exp 8740-07499	8740-07499	8740	910	2.07%	628	39	90	47	105	163	163	163	158	158	157	157	351	
Mains and Services Expenses - Misc Employee Welfare Exp 8740-07499	8740-07499	8740	260	0.59%	0	130	65	65	46	46	46	47	45	45	45	45	100	
Meter and house regulator expe - Misc Employee Welfare Exp 8780-07499	8780-07499	8780	100	0.23%	0	100	30	-	-	18	18	18	17	17	17	17	38	
Distribution-Other expenses - Misc Employee Welfare Exp 8800-07499	8800-07499	8800	123	0.28%	0	30	93	-	-	22	22	22	21	21	21	21	47	
Customer accounts-Meter readin - Misc Employee Welfare Exp 9020-07499	9020-07499	9020	18	0.04%	0	18	-	-	-	3	3	3	3	3	3	3	7	
Customer accounts-Customer rec - Misc Employee Welfare Exp 9030-07499	9030-07499	9030	425	0.97%	36	-	256	32	101	76	76	76	74	74	73	74	164	
<b>Employee Welfare</b>			<b>43,939</b>	<b>100.00%</b>	<b>16,490</b>	<b>6,258</b>	<b>9,053</b>	<b>5,824</b>	<b>6,313</b>	<b>7,850</b>	<b>7,855</b>	<b>7,865</b>	<b>7,837</b>	<b>7,820</b>	<b>7,831</b>	<b>7,805</b>	<b>19,835</b>	
A&G-Employee pensions and bene - Pension Benefits Load 9260-01202	9260-01202	9260	285,095	23.13%	58,168	51,339	53,922	55,284	56,402	56,577	59,948	63,315	54,957	62,930	60,015	58,258	59,476	
A&G-Employee pensions and bene - FAS106 Benefits Load 9260-01203	9260-01203	9260	421,666	34.22%	86,054	75,291	79,604	96,969	83,748	85,638	88,685	93,645	81,283	93,076	88,765	85,163	87,967	
A&G-Employee pensions and bene - Medical Benefits Load 9260-01251	9260-01251	9260	393,536	31.12%	78,245	69,237	72,594	87,641	75,760	78,804	80,648	85,178	73,933	84,660	80,739	78,372	80,013	
A&G-Employee pensions and bene - Emp R ESOP Benefits Load Projects 9260-01253	9260-01253	9260	3,521	0.29%	166	583	1,302	813	647	724	740	782	679	777	741	720	735	
A&G-Employee pensions and bene - Emp R ESOP Benefits Load 9260-01257	9260-01257	9260	30,571	7.35%	16,480	16,292	17,126	20,746	17,927	18,809	19,045	20,114	17,459	19,992	19,066	18,507	18,995	
A&G-Employee pensions and bene - Emp R ESOP Benefits Load Projects 9260-01259	9260-01259	9260	921	0.07%	45	159	339	211	168	189	194	204	177	203	194	188	192	
A&G-Employee pensions and bene - Emp HSA Benefits Load 9260-01260	9260-01260	9260	882	0.09%	200	176	186	226	195	202	207	218	189	217	207	201	205	
A&G-Employee pensions and bene - Emp HSA Benefits Load Projects 9260-01262	9260-01262	9260	9	0.00%	0	2	3	2	2	2	2	2	2	2	2	2	2	
A&G-Employee pensions and bene - RSP FACC Benefits Load 9260-01263	9260-01263	9260	9,990	0.81%	2,038	1,784	1,889	2,280	1,979	2,053	2,101	2,219	1,826	2,205	2,103	2,041	2,084	
A&G-Employee pensions and bene - RSP FACC Benefits Load Projects 9260-01265	9260-01265	9260	21	0.00%	1	3	5	4	4	4	4	5	4	5	4	4	4	
A&G-Employee pensions and bene - Basic Life Benefits Load 9260-01266	9260-01266	9260	10,322	0.84%	2,106	1,868	1,954	2,357	2,037	2,121	2,170	2,292	1,990	2,278	2,173	2,109	2,153	
A&G-Employee pensions and bene - Basic Life Benefits Load Projects 9260-01268	9260-01268	9260	100	0.01%	5	17	37	23	18	20	21	22	19	22	21	20	21	
A&G-Employee pensions and bene - LTD Benefits Load 9260-01269	9260-01269	9260	18,413	1.49%	3,758	3,325	3,485	4,209	3,638	3,783	3,872	4,098	3,549	4,064	3,876	3,762	3,841	
A&G-Employee pensions and bene - LTD Benefits Load Projects 9260-01271	9260-01271	9260	162	0.01%	8	27	60	37	30	33	34	36	31	36	34	33	34	
A&G-Employee pensions and bene - Pension Benefits Load Projects 9260-01291	9260-01291	9260	2,543	0.21%	125	445	977	611	485	543	556	587	509	583	556	540	551	
A&G-Employee pensions and bene - FAS106 Benefits Load Projects 9260-01292	9260-01292	9260	4,054	0.33%	191	683	1,499	936	745	833	852	900	781	895	853	828	846	
A&G-Injuries & damages - Workers Comp Benefits Load Projects 9250-01293	9250-01293	9250	357	0.03%	17	60	132	83	66	73	75	79	69	73	75	73	75	
<b>Benefits</b>			<b>1,232,364</b>	<b>100.00%</b>	<b>249,605</b>	<b>221,371</b>	<b>235,114</b>	<b>282,423</b>	<b>243,851</b>	<b>253,203</b>	<b>258,135</b>	<b>273,426</b>	<b>237,559</b>	<b>272,024</b>	<b>258,426</b>	<b>251,321</b>	<b>257,931</b>	
A&G-Property insurance - Blueflame Property Insurance 9240-04069	9240-04069	9240	142,205	188.52%	27,950	27,950	27,950	29,178	29,178	1,953	1,953	1,953	1,953	1,953	1,953	1,961	27,612	
A&G-Office supplies & expense - Insurance-Other 9210-04070	9210-04070	9210	1,873	2.61%	0	0	0	1,670	204	26	26	26	26	26	26	28	364	
A&G-Property insurance - Insurance Capitalized 9240-04072	9240-04072	9240	(78,354)	-109.38%	(15,239)	(15,514)	(15,508)	(16,416)	(16,677)	(1,076)	(1,076)	(1,076)	(1,076)	(1,076)	(1,076)	(1,081)	(15,214)	
Mains and Services Expenses - Damages 8740-07111	8740-07111	8740	2,996	4.18%	0	0	0	2,988	41	41	41	41	41	41	41	41	582	
Mains and Services Expenses - Environmental & Safety 8740-07120	8740-07120	8740	2,910	4.06%	535	-	430	599	1,345	40	40	40	40	40	40	40	585	
<b>Insurance</b>			<b>71,632</b>	<b>100.00%</b>	<b>13,245</b>	<b>12,435</b>	<b>12,872</b>	<b>15,031</b>	<b>18,046</b>	<b>984</b>	<b>984</b>	<b>984</b>	<b>984</b>	<b>984</b>	<b>984</b>	<b>985</b>	<b>13,909</b>	
Storage well royalties - Building Lease/Rents Capitalized 8250-04580	8250-04580	8250	(206)	-0.08%	(138)	(9)	(54)	(7)	(43)	(43)	(43)	(43)	(43)	(43)	(43)	(43)	(38)	
Distribution-Rents - Building Lease/Rents Capitalized 8810-04580	8810-04580	8810	(201,077)	-81.75%	(41,370)	(46,214)	(38,450)	(38,004)	(37,029)	(42,287)	(42,185)	(42,193)	(42,323)	(42,178)	(42,209)	(42,292)	(37,503)	
Storage well royalties - Building Lease/Rents 8250-04581	8250-04581	8250	1,282	0.52%	637	82	489	74	270	289	289	289	270	269	269	270	239	
Distribution-Rents - Building Lease/Rents 8810-04581	8810-04581	8810	341,223	138.73%	67,464	76,352	63,806	68,537	65,923	71,760	71,587	71,600	71,822	71,575	71,527	71,759	63,641	
A&G-Rents - Building Lease/Rents 9310-04581	9310-04581	9310	14,996	5.88%	2,686	2,686	3,688	2,939	3,091	3,083	3,084	3,083	3,083	3,083	3,085	3,091	2,741	
Customer service-Operating inf - Building Maintenance 9090-04582	9090-04582	9090	14	0.01%	0	0	0	14	3	3	3	3	3	3	3	3	3	
Storage-Maintenance of structu - Building Maintenance 6310-04582	6310-04582	6310	2,707	1.10%	0	2,527	179	-	599	568	568	568	568	568	568	569	505	
Distribution-Operation supervi - Building Maintenance 8700-04582	8700-04582	8700	1,688	0.69%	0	375	28	282	1,003	355	354	354	355	354	354	355	315	
Mains and Services Expenses - Building Maintenance 8740-04582	8740-04582	8740	455	0.19%	143	58	58	138	86	95	95	95	96	95	96	95	85	
Distribution-Measuring and reg - Building Maintenance 8750-04582	8750-04582	8750	540	0.22%	260	-	280	-	114	113	113	114	113	113	114	114	101	
Distribution-Measuring and reg - Building Maintenance 8770-04582	8770-04582	8770	410	0.17%	320	-	80	-	85	86	86	86	86	86	86	86	76	
Meter and house regulator expe - Building Maintenance 8780-04582	8780-04582	8780	342	0.14%	162	116	64	-	72	72	72	72	72	72	72	72	64	
Distribution-Other expenses - Building Maintenance 8800-04582	8800-04582	8800	705	0.29%	0	185	521	-	148	148	148	148	149	148	148	149	132	
Distribution-Rents - Building Maintenance 8810-04582	8810-04582	8810	80,821	32.86%	14,803	13,309	11,544	26,336	14,829	15,937	16,956	16,959	17,011	16,953	16,965	16,998	15,074	
Distribution-Maintenance of st - Building Maintenance 8860-04582	8860-04582	8860	1,755	0.71%	119	954	283	256	103	369	368	368	369	368	368	369	327	
Customer accounts-Customer rec - Building Maintenance 9030-04582	9030-04582	9030	9	0.00%	0	0	0	9	2	2	2	2	2	2	2	2	2	
Lines expenses - Utilities 8170-04590	8170-04590	8170	557	0.23%	111	111	111	124	140	117	117	117	117	117	117	117	104	
Compressor station expenses - Utilities 8180-04590	8180-04590	8180	343	0.14%	60	75	74	77	72	72	72	72	72	72	72	72	64	
Compressor station fuel and po - Utilities 8190-04590	8190-04590	8190	315	0.13%	56	63	-	129	66	66	66	66	66	66	66	66	59	
Storage-Measuring and regulati - Utilities 8200-04590	8200-04590	8200	716	0.29%	73	113	147	172	211	151	150	150	151	150	150	151	134	
Storage-Purification expenses - Utilities 8210-04590	8210-04590	8210	735	0.30%	114	145	129	159	189	155	154	154	155	154	154	155	137	
Storage-Other expenses - Utilities 8240-04590	8240-04590	8240	90	0.04%	19	19	27	25	19	19	19	19	19	19	19	19	17	
Storage well royalties - Utilities 8250-04590	8250-04590	8250	4,269	1.74%	194	255	773	1,030	1,957	898	896	896	896	895	896	898	796	
Customer accounts-Customer rec - Utilities 9030-04590	9030-04590	9030	1,211	0.49%	825	87	311	298	-	254	254	254	255	254	254	255	226	
Distribution load dispatching - Utilities 8710-04590	8710-04590	8710	119	0.05%	19	19	19	40	22	25	25	25	25	25	25	25	22	
Mains and Services Expenses - Utilities 8740-04590	8740-04590	8740	15,244	6.20%	2,977	2,433	2,598	4,606	2,629	3,206	3,198	3,198	3,209	3,198	3,200	3,208	2,843	
Distribution-Measuring and reg - Utilities 8750																		







	Acct-sub	FERC	YTD February	Farc Alloc %	Actuals Budget												Budget Forecast			
					2012		2012		2012		2013		2013		2013		2013		2013	
					October	November	December	January	February	March	April	May	June	July	August	September	October			
Mains and Services Expenses - Cellular, radio, pager charges 8740-05364	8740-05364	8740	115	0.15%	0	0	0	70	45	19	19	17	15	15	14	14	14	18		
Distribution-Maintenance of cel - Cellular, radio, pager charges 8940-05364	8940-05364	8940	525	0.70%	0	130	133	285	-	87	79	71	68	65	65	65	84			
Sales-Supervision - Cellular, radio, pager charges 9110-05364	9110-05364	9110	42	0.08%	0	0	0	-	-	-	-	6	5	5	5	5	7			
Distribution-Operation supervi - Cell service for MDT's, PC's, SCADA 8700-05376	8700-05376	8700	18,938	24.80%	1,566	3,332	4,820	9,092	227	3,096	2,805	2,522	2,437	2,341	2,329	2,310	3,004			
Sales-Supervision - Cell phone equipment and accessories 9110-05377	9110-05377	9110	117	0.15%	0	0	117	-	-	19	17	16	15	14	14	14	19			
Meter and house regulator expe - Cell phone equipment and accessories 8780-05377	8780-05377	8780	184	0.24%	40	42	73	-	28	30	27	25	24	23	23	23	28			
Mains expenses - Cell phone equipment and accessories 8560-05377	8560-05377	8560	115	0.15%	0	105	-	11	-	19	17	15	15	14	14	14	18			
Distribution-Operation supervi - Cell phone equipment and accessories 8740-05377	8740-05377	8740	769	1.01%	61	183	101	270	154	126	115	103	100	96	95	94	123			
Mains and Services Expenses - Cell phone equipment and accessories 8740-05377	8740-05377	8740	228	0.30%	148	37	42	-	-	37	34	30	29	28	28	28	36			
Sales-Supervision - Capitalized Telecom Costs 9110-05399	9110-05399	9110	(88)	-0.12%	(23)	-	(85)	-	(15)	(14)	(13)	(12)	(11)	(11)	(11)	(11)	(14)			
Meter and house regulator expe - Capitalized Telecom Costs 8780-05399	8780-05399	8780	(101)	-0.13%	(22)	(23)	(41)	-	(15)	(17)	(15)	(14)	(13)	(13)	(12)	(12)	(15)			
Distribution-Maintenance of ot - Capitalized Telecom Costs 8940-05399	8940-05399	8940	(287)	-0.38%	(23)	(23)	(74)	-	(15)	(17)	(15)	(14)	(13)	(13)	(12)	(12)	(15)			
Distribution-Operation supervi - Capitalized Telecom Costs 8700-05399	8700-05399	8700	(49,736)	-65.47%	(7,346)	(9,412)	(10,793)	(19,425)	(3,761)	(4,767)	(4,767)	(4,767)	(4,767)	(4,767)	(4,767)	(4,767)	(7,332)			
Mains and Services Expenses - Capitalized Telecom Costs 8740-05399	8740-05399	8740	(186)	-0.25%	(81)	(21)	(24)	(37)	(24)	(31)	(28)	(25)	(24)	(23)	(23)	(23)	(30)			
<b>Telecom</b>			<b>75,972</b>	<b>100.00%</b>	<b>11,797</b>	<b>14,400</b>	<b>15,655</b>	<b>23,891</b>	<b>10,228</b>	<b>12,268</b>	<b>11,312</b>	<b>10,169</b>	<b>9,826</b>	<b>9,441</b>	<b>9,394</b>	<b>9,316</b>	<b>12,116</b>			
Distribution-Measuring and reg - Required By Law, Safety 8750-04002	8750-04002	8750	50	0.07%	0	0	0	50	-	-	-	-	-	-	-	-	9			
Sales-Demonstrating and sellin - Promo Other, Misc 9120-04021	9120-04021	9120	955	1.22%	260	55	-	391	229	81	81	81	81	81	81	81	172			
Distribution-Measuring and reg - Promo Other, Misc 8750-04021	8750-04021	8750	50	0.07%	0	50	-	-	-	-	-	-	-	-	-	-	9			
Customer service-Operating inf - Community Rel&Trade Shows 9090-04040	9090-04040	9090	303	0.40%	0	0	0	303	26	26	26	26	26	26	26	26	58			
Sales-Supervision - Community Rel&Trade Shows 9110-04040	9110-04040	9110	1,770	2.31%	23	966	215	340	237	353	353	353	353	353	353	353	326			
Sales-Demonstrating and sellin - Community Rel&Trade Shows 9120-04040	9120-04040	9120	4,437	5.79%	65	2,036	240	1,957	129	383	383	383	383	383	383	383	818			
Sales-Advertising expenses - Community Rel&Trade Shows 9130-04040	9130-04040	9130	698	0.91%	450	-	-	248	-	80	80	80	80	80	80	80	129			
Sales-Advertising expenses - Advertising 9130-04044	9130-04044	9130	5,981	7.44%	1,690	823	-	1,738	1,431	491	491	491	491	491	491	490	1,049			
Customer service-Operating inf - Customer Relations & Assist 9090-04046	9090-04046	9090	12,054	15.72%	7,841	4,199	14	2,049	658	1,041	1,041	1,041	1,041	1,041	1,041	1,041	2,223			
Sales-Supervision - Customer Relations & Assist 9110-04046	9110-04046	9110	3,505	4.57%	765	5	5	2,049	658	303	303	303	303	303	303	303	646			
Sales-Demonstrating and sellin - Customer Relations & Assist 9120-04046	9120-04046	9120	48,501	60.69%	2,671	14,579	18,194	7,491	3,567	4,017	4,017	4,017	4,017	4,017	4,017	4,014	8,575			
Distribution-Operation supervi - Customer Relations & Assist 8700-04046	8700-04046	8700	670	0.87%	0	0	0	646	125	58	58	58	58	58	58	58	124			
<b>Marketing</b>			<b>76,654</b>	<b>100.00%</b>	<b>13,764</b>	<b>22,725</b>	<b>18,668</b>	<b>14,818</b>	<b>6,679</b>	<b>6,622</b>	<b>6,622</b>	<b>6,622</b>	<b>6,622</b>	<b>6,622</b>	<b>6,622</b>	<b>6,616</b>	<b>14,138</b>			
Distribution-Operation supervi - Public Relations 8700-04146	8700-04146	8700	106	0.14%	0	0	0	106	-	-	-	-	-	-	-	-	-			
Mains and Services Expenses - Public Relations 8740-04146	8740-04146	8740	20	0.03%	0	0	0	20	-	-	-	-	-	-	-	-	-			
Meter and house regulator expe - Public Relations 8780-04146	8780-04146	8780	20	0.03%	0	0	0	20	-	-	-	-	-	-	-	-	-			
Distribution-Other expenses - Public Relations 8800-04146	8800-04146	8800	27	0.04%	27	-	-	-	-	-	-	-	-	-	-	-	-			
<b>Directors &amp; Shareholders &amp; PR</b>			<b>173</b>	<b>0.23%</b>	<b>27</b>	<b>-</b>	<b>40</b>	<b>106</b>	<b>-</b>	<b>-</b>	<b>-</b>	<b>-</b>	<b>-</b>	<b>-</b>	<b>-</b>	<b>-</b>	<b>-</b>			
Distribution-Measuring and reg - Membership Fees 8750-05415	8750-05415	8750	300	1.49%	0	0	0	300	141	38	27	27	27	27	30	27	4			
Distribution-Other expenses - Membership Fees 8800-05415	8800-05415	8800	750	3.72%	0	0	0	750	351	91	68	68	68	68	75	68	11			
Customer service-Operating inf - Membership Fees 9090-05415	9090-05415	9090	100	0.50%	0	0	0	100	47	12	9	9	9	9	10	9	1			
Miscellaneous general expenses - Club Dues - Deductible 9302-05417	9302-05417	9302	255	0.25%	0	0	50	-	23	8	5	5	5	5	5	5	4			
Sales-Demonstrating and sellin - Association Dues 9120-07510	9120-07510	9120	255	1.27%	255	-	-	-	119	31	23	23	23	23	26	23	4			
Miscellaneous general expenses - Association Dues 9302-07510	9302-07510	9302	18,687	92.78%	30	825	2,310	13,952	1,670	8,753	2,259	1,702	1,702	1,702	1,692	1,692	272			
<b>Dues &amp; Donations</b>			<b>20,142</b>	<b>100.00%</b>	<b>285</b>	<b>825</b>	<b>2,360</b>	<b>13,952</b>	<b>2,720</b>	<b>8,438</b>	<b>2,425</b>	<b>1,635</b>	<b>1,635</b>	<b>1,635</b>	<b>1,625</b>	<b>1,623</b>	<b>293</b>			
Mains expenses - Postage/Delivery Services 8560-05111	8560-05111	8560	18	0.30%	0	0	0	18	4	4	4	4	4	4	4	4	2			
Distribution-Operation supervi - Postage/Delivery Services 8700-05111	8700-05111	8700	1,519	25.11%	166	823	368	208	154	303	303	303	303	303	303	309	152			
Mains and Services Expenses - Postage/Delivery Services 8740-05111	8740-05111	8740	1,001	16.55%	103	20	135	511	232	200	200	200	200	200	200	203	100			
Meter and house regulator expe - Postage/Delivery Services 8780-05111	8780-05111	8780	71	1.17%	71	-	-	-	14	14	14	14	14	14	14	14	7			
Distribution-Maintenance super - Postage/Delivery Services 8850-05111	8850-05111	8850	971	16.06%	65	297	218	142	259	194	194	194	194	194	194	197	97			
Customer accounts-Customer rec - Postage/Delivery Services 9030-05111	9030-05111	9030	2,449	40.48%	171	651	234	1,022	371	489	489	489	489	489	489	497	244			
A&G-Office supplies & expense - Postage/Delivery Services 9210-05111	9210-05111	9210	9	0.14%	0	9	-	-	2	2	2	2	2	2	2	2	1			
A&G-Employee pensions and bene - Postage/Delivery Services 9260-05111	9260-05111	9260	12	0.20%	12	-	-	-	2	2	2	2	2	2	2	2	1			
<b>Print &amp; Postages</b>			<b>6,049</b>	<b>100.00%</b>	<b>587</b>	<b>1,590</b>	<b>954</b>	<b>1,902</b>	<b>1,016</b>	<b>1,206</b>	<b>1,206</b>	<b>1,206</b>	<b>1,206</b>	<b>1,206</b>	<b>1,206</b>	<b>1,225</b>	<b>603</b>			
Customer accounts-Meter readin - Meals and Entertainment 9020-05411	9020-05411	9020	305	0.28%	58	-	-	7	240	52	46	46	46	46	46	51	53			
Customer accounts-Customer rec - Meals and Entertainment 9030-05411	9030-05411	9030	437	0.40%	34	21	108	276	74	66	66	66	66	66	66	74	76			
Customer service-Operating inf - Meals and Entertainment 9090-05411	9090-05411	9090	1,420	1.29%	0	0	805	286	67	240	214	214	214	214	214	239	246			
Sales-Supervision - Meals and Entertainment 9110-05411	9110-05411	9110	2,734	2.48%	283	235	1,041	755	440	463	412	412	412	412	412	460	453			
A&G-Office supplies & expense - Meals and Entertainment 9210-05411	9210-05411	9210	895	0.80%	27	223	504	105	25	150	133	133	133	133	133	149	173			
Mains expenses - Meals and Entertainment 8560-05411	8560-05411	8560	1,342	1.22%	15	410	679	238	-	227	202	202	202	202	202	226	232			
Distribution-Operation supervi - Meals and Entertainment 8700-05411	8700-05411	8700	23,491	21.20%	4,276	5,191	2,553	4,783	6,688	3,977	3,541	3,541	3,541	3,541	3,541	3,556	4,087			
Mains and Services Expenses - Meals and Entertainment 8740-05411	8740-05411	8740	1,840	1.67%	605	280	111	202	641	312	277	277	277	277	277	318	319			
Distribution-Measuring and reg - Meals and Entertainment 8750-05411	8750-05411	8750	2,463	2.25%	322	179	21	1,887	74	420	374	374	374	374	374	415	430			
Distribution-Measuring and reg - Meals and Entertainment 8770-05411	8770-05411	8770	21	0.02%	21	-	-	-	-	-	-	-	-	-	-	-	4			
Meter and house regulator expe - Meals and Entertainment 8780-05411	8780-05411	8780	528	0.48%	145	23	252	107	-	89	80	80	80	80	80	89	91			
Distribution-Other expenses - Meals and Entertainment 8800-05411	8800-05411	8800	458	0.41%	0	0	0	458	78	69	69	69	69	69	69	77	79			
Distribution-Maintenance super - Meals and Entertainment 8850-05411	8850-05411	8850	73	0.07%	47	26	-	-	12	11	11	11	11	11	11	12	13			
Distribution-Operation supervi - Spousal & Dependent Travel 8700-05412	8700-05412	8700	172																	



Acct-sub	FERC	YTD February	Ferc Alloc %	<-----Actuals Budget----->												<-----Budget Forecast----->							
				2012 October	2012 November	2012 December	2013 January	2013 February	2013 March	2013 April	2013 May	2013 June	2013 July	2013 August	2013 September	2013 October							
8320				0	0	0	0	0	0	0	0	0	0	0	0	0	0	0	0	0	0	0	0
8340				(59)	1,231	1,121	(295)	0	0	406	415	438	381	436	416	404	412	0	0	0	0	0	
8350				0	0	0	0	0	0	0	0	0	0	0	0	0	0	0	0	0	0	0	0
8360				0	329	(41)	2	0	59	60	63	56	63	61	59	60	0	0	0	0	0	0	0
8400				0	0	0	0	0	0	0	0	0	0	0	0	0	0	0	0	0	0	0	0
8410				0	0	0	0	0	0	0	0	0	0	0	0	0	0	0	0	0	0	0	0
8470				0	0	0	0	0	0	0	0	0	0	0	0	0	0	0	0	0	0	0	0
8500				0	0	0	0	0	0	0	0	0	0	0	0	0	0	0	0	0	0	0	0
8560				20,291	24,625	132,832	24,574	14,397	38,555	41,055	39,010	37,119	38,898	38,201	36,465	41,309	0	0	0	0	0	0	0
8570				8,071	7,722	11,733	6,896	6,341	8,304	8,479	8,876	7,881	8,633	8,485	8,270	8,343	0	0	0	0	0	0	0
8580				0	0	0	0	0	0	0	0	0	0	0	0	0	0	0	0	0	0	0	0
8590				0	0	0	0	0	0	0	0	0	0	0	0	0	0	0	0	0	0	0	0
8600				0	0	0	0	0	0	0	0	0	0	0	0	0	0	0	0	0	0	0	0
8620				0	0	0	0	0	0	0	0	0	0	0	0	0	0	0	0	0	0	0	0
8630				6,033	(1,108)	1,170	129	1,893	1,562	1,644	1,665	1,500	1,877	1,612	1,556	1,630	0	0	0	0	0	0	0
8640				0	0	0	0	0	0	0	0	0	0	0	0	0	0	0	0	0	0	0	0
8650				0	111	95	0	178	80	81	83	78	83	81	80	80	0	0	0	0	0	0	0
8670				0	0	0	0	0	0	0	0	0	0	0	0	0	0	0	0	0	0	0	0
8700				97,681	110,420	157,391	127,640	85,332	109,887	110,890	112,792	103,452	111,332	108,066	105,393	115,800	0	0	0	0	0	0	0
8710				19	19	40	22	25	25	25	25	25	25	25	25	22	0	0	0	0	0	0	0
8711				0	0	0	1,286	0	274	274	274	274	274	274	274	269	0	0	0	0	0	0	0
8720				0	0	0	0	0	0	0	0	0	0	0	0	0	0	0	0	0	0	0	0
8740				245,166	199,584	208,865	225,307	242,776	230,412	245,976	243,196	229,489	248,390	237,719	233,176	229,919	0	0	0	0	0	0	0
8750				20,172	22,302	16,368	26,203	20,670	21,534	21,888	22,849	20,313	22,752	21,827	21,334	21,881	0	0	0	0	0	0	0
8760				2,022	2,675	(604)	3,083	2,200	1,904	1,948	2,056	1,791	2,044	1,961	1,896	1,936	0	0	0	0	0	0	0
8770				2,928	5,036	5,660	11,693	5,212	6,314	6,387	6,601	6,099	6,576	6,403	6,294	6,290	0	0	0	0	0	0	0
8780				55,642	69,201	61,923	73,639	53,084	55,638	67,062	70,630	61,658	70,227	67,154	65,319	66,544	0	0	0	0	0	0	0
8790				(80)	1,942	1,473	4,687	6	1,634	1,670	1,758	1,543	1,748	1,673	1,627	1,658	0	0	0	0	0	0	0
8800				11,623	4,930	378	7,558	30,562	11,405	11,427	11,950	10,499	11,883	11,382	11,073	11,259	0	0	0	0	0	0	0
8810				32,221	34,424	30,746	41,219	35,264	36,659	36,481	36,600	36,475	36,600	36,475	36,502	36,573	32,450	0	0	0	0	0	0
8850				197	313	218	142	259	221	218	218	221	218	218	224	124	0	0	0	0	0	0	0
8860				119	954	283	296	103	369	366	366	369	366	368	369	327	0	0	0	0	0	0	0
8870				1,311	2,530	2,562	5,464	2,499	2,914	2,983	3,152	2,736	3,133	2,988	2,800	2,963	0	0	0	0	0	0	0
8890				2,709	0	0	0	0	577	577	577	577	577	577	576	567	0	0	0	0	0	0	0
8900				0	0	0	0	2,409	513	513	513	513	513	513	513	505	0	0	0	0	0	0	0
8910				0	0	1,628	0	0	389	389	389	389	389	389	383	0	0	0	0	0	0	0	0
8920				957	1,644	358	1,409	1,055	1,100	1,126	1,190	1,033	1,183	1,128	1,095	1,119	0	0	0	0	0	0	0
8930				7,246	20	3,208	4,061	4,665	3,994	3,987	4,212	3,657	4,187	3,994	3,876	3,961	0	0	0	0	0	0	0
8940				2,198	1,326	1,041	985	183	1,210	1,206	1,202	1,201	1,200	1,198	1,189	0	0	0	0	0	0	0	0
8950				0	0	0	0	0	0	0	0	0	0	0	0	0	0	0	0	0	0	0	0
9010				(106)	0	0	0	29	(18)	(16)	(18)	(15)	(18)	(17)	(16)	(16)	0	0	0	0	0	0	0
9020				102,822	127,043	102,674	139,472	110,755	94,096	109,077	101,675	96,691	101,450	99,683	93,922	107,759	0	0	0	0	0	0	0
9030				29,242	22,976	25,379	31,031	32,876	28,635	29,266	30,799	27,012	30,625	29,296	28,512	29,919	0	0	0	0	0	0	0
9040				21,597	26,207	34,035	38,921	32,234	27,006	19,462	16,994	16,254	15,983	16,054	15,920	21,597	0	0	0	0	0	0	0
9050				0	0	0	0	0	0	0	0	0	0	0	0	0	0	0	0	0	0	0	0
9070				0	0	0	0	0	0	0	0	0	0	0	0	0	0	0	0	0	0	0	0
9080				0	0	0	0	0	0	0	0	0	0	0	0	0	0	0	0	0	0	0	0
9090				16,627	13,741	9,261	8,709	8,778	10,111	10,386	10,635	9,591	10,779	10,182	10,029	11,506	0	0	0	0	0	0	0
9100				0	0	0	0	0	0	0	0	0	0	0	0	0	0	0	0	0	0	0	0
9110				20,302	17,801	17,190	19,313	16,328	17,131	17,062	17,795	16,340	17,711	17,068	17,048	17,952	0	0	0	0	0	0	0
9120				3,251	16,671	18,434	9,848	3,925	4,601	4,512	4,505	4,505	4,505	4,507	4,501	8,570	0	0	0	0	0	0	0
9130				2,140	823	131	1,986	1,431	579	579	579	579	579	579	579	1,204	0	0	0	0	0	0	0
9160				0	0	0	0	0	0	0	0	0	0	0	0	0	0	0	0	0	0	0	0
9200				33,813	31,454	29,451	32,787	28,489	31,593	32,349	34,175	29,672	33,973	32,404	31,443	32,132	0	0	0	0	0	0	0
9210				(1,056)	(170)	(665)	353	(1,286)	236	(2,559)	194	252	(2,593)	211	235	(418)	0	0	0	0	0	0	0
9220				0	0	0	0	0	0	0	0	0	0	0	0	0	0	0	0	0	0	0	0
9230				12,573	22,560	18,576	9,822	10,284	10,594	13,177	11,455	11,455	11,455	11,455	10,594	12,956	0	0	0	0	0	0	0
9240				12,711	12,436	12,442	12,762	13,501	877	877	877	877	877	877	881	12,398	0	0	0	0	0	0	0
9250				1,294	2,071	4,091	277	757	1,304	1,528	1,385	1,364	1,373	1,369	1,294	1,890	0	0	0	0	0	0	0
9260				275,597	228,124	241,327	288,369	248,512	261,276	257,981	281,918	245,598	280,344	267,430	259,685	272,855	0	0	0	0	0	0	0
9270				67	123	630	335	1,029	67	946	67	62	951	62	67	388	0	0	0	0	0	0	0
9290				15,275	15,275	15,275	15,275	22,326	3,302	33,443	3,384	3,203	33,459	3,203	3,295	14,456	0	0	0	0	0	0	0
9290				0	0	0	0	0	0	0	0	0	0	0	0	0	0	0	0	0	0	0	0
9301				0	0	0	0	0	0	0	0	0	0	0	0	0	0	0	0	0	0	0	0
9302				30	825	2,380	13,952	1,570	8,777	2,265	1,707	1,707	1,707	1,874	1,696	272	0	0	0	0	0	0	0
9310				2,686	2,686	2,686	3,698	2,939	3,091	3,083	3,084	3,093	3,083	3,085	3,091	2,741	0	0	0	0	0	0	0
9320				0	0	0	0	0	0	0	0	0	0	0	0	0	0	0	0	0	0	0	0
				1,094,961	1,069,085	1,200,673	1,219,694	1,064,483	1,071,717	1,136,969	1,11												



	Acct sub	FERC	2013												2014			
			November	December	January	February	March	April	May	June	July	August	September	October	November			
A&G-Injuries & damages - Misc Employee Welfare Exp 9250-07499	9250-07499	9250	271	392	252	274	340	340	342	331	330	329	330	734	279		4,274	
A&G-Employee pensions and bene - Misc Employee Welfare Exp 9260-07499	9260-07499	9260	2,402	3,474	2,235	2,422	3,012	3,014	3,026	2,931	2,924	2,917	2,918	6,499	2,466		37,839	
Distribution-Operation supervi - Misc Employee Welfare Exp 8700-07499	8700-07499	8700	133	192	124	134	187	187	168	162	162	162	162	360	137		2,095	
Mains and Services Expenses - Misc Employee Welfare Exp 8740-07499	8740-07499	8740	38	55	35	38	48	48	48	46	46	46	46	103	39		599	
Meter and house regulator expe - Misc Employee Welfare Exp 8780-07499	8780-07499	8780	15	21	14	15	18	18	18	18	18	18	18	40	15		230	
Distribution-Other expenses - Misc Employee Welfare Exp 8800-07499	8800-07499	8800	18	26	17	16	23	23	23	22	22	22	22	49	18		284	
Customer accounts-Meter readin - Misc Employee Welfare Exp 9020-07499	9020-07499	9020	3	4		3		3	3	3	3	3	3	7	3		42	
Customer accounts-Customer rec - Misc Employee Welfare Exp 9030-07499	9030-07499	9030	62	90	58	63	78	78	78	76	76	75	75	158	64		979	
<b>Employee Welfare</b>			<b>6,427</b>	<b>9,296</b>	<b>5,981</b>	<b>6,483</b>	<b>8,062</b>	<b>8,067</b>	<b>8,099</b>	<b>7,844</b>	<b>7,826</b>	<b>7,807</b>	<b>7,810</b>	<b>17,393</b>	<b>6,401</b>		<b>101,270</b>	
A&G-Employee pensions and bene - Pension Benefits Load 9260-01202	9260-01202	9260	52,748	56,023	67,296	58,105	60,291	61,734	65,213	56,624	64,832	61,838	60,004	61,319	58,104		731,367	
A&G-Employee pensions and bene - FAS106 Benefits Load 9260-01203	9260-01203	9260	78,017	82,860	99,533	85,939	88,173	91,307	96,461	83,748	95,889	91,461	88,748	90,693	85,938		1,081,749	
A&G-Employee pensions and bene - Medical Benefits Load 9260-01251	9260-01251	9260	70,962	75,368	90,533	78,168	81,110	83,500	87,738	76,176	87,218	83,191	80,723	82,492	78,167		983,935	
A&G-Employee pensions and bene - Medical Benefits Load Projects 9260-01253	9260-01253	9260	652	692	831	718	745	763	806	699	801	764	741	757	716		9,034	
A&G-Employee pensions and bene - Empr ESOP Benefits Load 9260-01257	9260-01257	9260	16,757	17,793	21,379	18,459	19,154	19,612	20,719	17,989	20,596	19,645	19,063	19,480	18,459		232,353	
A&G-Employee pensions and bene - Empr ESOP Benefits Load Projects 9260-01259	9260-01259	9260	170	181	217	188	195	199	211	183	209	200	194	198	188		2,362	
A&G-Employee pensions and bene - Emp HSA Benefits Load 9260-01260	9260-01260	9260	182	193	232	200	209	213	225	195	223	213	207	211	200		2,520	
A&G-Employee pensions and bene - Emp HSA Benefits Load Projects 9260-01262	9260-01262	9260	2	2	2	2	2	2	2	2	2	2	2	2		24		
A&G-Employee pensions and bene - RSP FACC Benefits Load 9260-01263	9260-01263	9260	1,848	1,963	2,358	2,036	2,113	2,163	2,285	1,984	2,272	2,167	2,103	2,149	2,036		25,828	
A&G-Employee pensions and bene - RSP FACC Benefits Load Projects 9260-01265	9260-01265	9260	4	4	5	4	4	4	5	4	4	4	4	4		53		
A&G-Employee pensions and bene - Basic Life Benefits Load 9260-01266	9260-01266	9260	1,810	2,028	2,436	2,104	2,183	2,235	2,381	2,050	2,347	2,239	2,172	2,220	2,104		26,479	
A&G-Employee pensions and bene - Basic Life Benefits Load Projects 9260-01268	9260-01268	9260	18	20	24	20	21	22	23	20	23	22	21	21	20		256	
A&G-Employee pensions and bene - LTD Benefits Load 9260-01269	9260-01269	9260	3,407	3,618	4,346	3,753	3,894	3,987	4,212	3,657	4,187	3,994	3,875	3,960	3,753		47,237	
A&G-Employee pensions and bene - LTD Benefits Load Projects 9260-01271	9260-01271	9260	30	32	38	33	34	35	37	32	37	35	34	35	33		415	
A&G-Employee pensions and bene - Pension Benefits Load Projects 9260-01291	9260-01291	9260	489	519	624	539	559	572	605	525	601	573	556	568	539		6,780	
A&G-Employee pensions and bene - FAS106 Benefits Load Projects 8260-01292	9260-01292	9260	750	797	957	826	857	878	927	805	922	879	853	872	826		10,399	
A&G-Injuries & damages - Workers Comp Benefits Load Projects 9250-01293	9250-01293	9250	66	70	84	73	76	77	82	71	81	78	75	77	73		917	
<b>Benefits</b>			<b>228,012</b>	<b>242,168</b>	<b>290,896</b>	<b>251,187</b>	<b>260,618</b>	<b>266,853</b>	<b>281,915</b>	<b>244,793</b>	<b>260,245</b>	<b>267,803</b>	<b>259,376</b>	<b>266,080</b>	<b>261,162</b>		<b>3,161,528</b>	
A&G-Property insurance - Blueflame Property Insurance 9240-04069	9240-04069	9240	25,923	26,832	31,332	37,617	2,051	2,051	2,051	2,051	2,051	2,051	2,051	2,059	27,219		165,360	
A&G-Office supplies & expense - Insurance-Other 9210-04070	9210-04070	9210	341	353	413	495	27	27	27	27	27	27	27	382	359		2,191	
A&G-Property insurance - Insurance-Capitalized 9240-04072	9240-04072	9240	(14,283)	(14,784)	(17,264)	(20,726)	(1,130)	(1,130)	(1,130)	(1,130)	(1,130)	(1,130)	(1,130)	(1,975)	(14,996)		(91,662)	
Mains and Services Expenses - Damages 8740-07111	8740-07111	8740	546	565	860	793	43	43	43	43	43	43	43	611	573		3,505	
Mains and Services Expenses - Environmental & Safety 8740-07120	8740-07120	8740	530	549	641	770	42	42	42	42	42	42	42	593	557		3,404	
<b>Insurance</b>			<b>19,058</b>	<b>19,516</b>	<b>15,782</b>	<b>18,948</b>	<b>1,033</b>	<b>1,033</b>	<b>1,033</b>	<b>1,033</b>	<b>1,033</b>	<b>1,033</b>	<b>1,033</b>	<b>1,602</b>	<b>18,711</b>		<b>83,798</b>	
Storage well royalties - Building Lease/Rents Capitalized 8250-04580	8250-04580	8250	(41)	(36)	(50)	(42)	(43)	(43)	(43)	(43)	(43)	(43)	(43)	(38)	(41)		(510)	
Distribution-Rents - Building Lease/Rents Capitalized 8810-04580	8810-04580	8810	(39,986)	(34,695)	(48,397)	(40,494)	(42,287)	(42,185)	(42,193)	(42,323)	(42,178)	(42,209)	(42,292)	(37,503)	(39,988)		(486,744)	
Storage well royalties - Building Lease/Rents 8250-04581	8250-04581	8250	255	221	309	256	270	269	269	270	269	269	270	239	255		3,167	
Distribution-Rents - Building Lease/Rents 8810-04581	8810-04581	8810	67,858	58,877	82,129	68,717	71,760	71,587	71,600	71,822	71,575	71,627	71,769	63,641	67,858		842,962	
A&G-Rents - Building Lease/Rents 9310-04581	9310-04581	9310	2,923	2,536	3,537	2,960	3,091	3,083	3,084	3,093	3,083	3,085	3,091	2,741	2,923		36,305	
Customer service-Operating Inf - Building Maintenance 9090-04582	9090-04582	9090	3	2	3	3	3	3	3	3	3	3	3	3	3		34	
Storage-Maintenance of structu - Building Maintenance 8310-04582	8310-04582	8310	538	467	651	545	559	568	568	570	568	566	569	505	538		6,686	
Distribution-Operation supervi - Building Maintenance 8700-04582	8700-04582	8700	336	291	406	340	355	354	354	355	354	355	315	336		4,169		
Mains and Services Expenses - Building Maintenance 8740-04582	8740-04582	8740	90	79	110	92	96	95	95	98	95	96	85	90		1,124		
Distribution-Measuring and reg - Building Maintenance 8750-04582	8750-04582	8750	107	93	130	109	114	113	113	114	113	114	101	107		1,334		
Distribution-Measuring and reg - Building Maintenance 8770-04582	8770-04582	8770	62	71	99	83	85	86	86	86	86	86	86	76	82		1,013	
Meter and house regulator expe - Building Maintenance 8780-04582	8780-04582	8780	88	59	82	69	72	72	72	72	72	72	64	68		844		
Distribution-Other expenses - Building Maintenance 8800-04582	8800-04582	8800	140	122	170	142	148	148	148	149	148	148	149	132	140		1,744	
Distribution-Rents - Building Maintenance 8810-04582	8810-04582	8810	16,073	13,945	19,453	16,276	16,997	16,956	17,011	16,953	16,965	16,999	15,074	16,073		199,561		
Distribution-Maintenance of st - Building Maintenance 8860-04582	8860-04582	8860	349	303	423	354	369	368	368	369	368	368	369	327	349		4,337	
Customer accounts-Customer rec - Building Maintenance 9030-04582	9030-04582	9030	2	2	2	2	2	2	2	2	2	2	2	2		22		
Lines expenses - Utilities 8170-04590	8170-04590	8170	111	96	134	112	117	117	117	117	117	117	117	104	111		1,377	
Compressor station expenses - Utilities 8180-04590	8180-04590	8180	68	59	83	69	72	72	72	72	72	72	72	64	68		847	
Compressor station fuel and po - Utilities 8190-04590	8190-04590	8190	63	54	76	63	66	66	66	66	66	66	66	59	63		777	
Storage-Measuring and regulati - Utilities 8200-04590	8200-04590	8200	142	124	172	144	151	150	150	151	150	150	151	134	142		1,817	
Storage-Purification expenses - Utilities 8210-04590	8210-04590	8210	145	127	177	148	155	154	154	155	154	154	155	137	146		1,817	
Storage-Other expenses - Utilities 8240-04590	8240-04590	8240	18	16	22	18	19	19	19	19	19	19	19	17	18		223	
Storage well royalties - Utilities 8250-04590	8250-04590	8250	849	737	1,027	860	898	896	896	898	895	896	898	796	849		10,548	
Customer accounts-Customer rec - Utilities 9090-04590	9090-04590	9090	241	208	291	244	255	254	254	255	254	255	226	241		2,991		
Distribution load dispatching - Utilities 8710-04590	8710-04590	8710	24	20	29	24	25	25	25	25	25	25	25	24	24		293	
Mains and Services Expenses - Utilities 8740-04590	8740-04590	8740	3,031	2,630	3,669	3,070	3,206	3,198	3,199	3,209	3,198	3,200	3,206	2,843	3,031		37,658	
Distribution-Measuring and reg - Utilities 8750-04590	8750-04590	8750	78	88	95	80	83	83	83	83	83	83	83	74	79		979	
Distribution-Measuring and reg - Utilities 8770-04590	8770-04590	8770	278	241	337	292	294	294	294	294	294	294	281	278		3,456		
Meter and house regulator expe - Utilities 8780-04590	8780-04																	



	Acct-sub	FERC	2013 November	2013 December	2014 January	2014 February	2014 March	2014 April	2014 May	2014 June	2014 July	2014 August	2014 September	2014 October	2014 November			
Mains and Services Expenses - Cellular, radio, pager charges 8740-05364	8740-05364	8740	22	24	37	16	19	18	16	15	15	15	14	19	23		231	
Distribution-Maintenance of ct - Cellular, radio, pager charges 8940-05364	8940-05364	8940	103	112	171	73	89	81	73	70	67	67	67	86	106		1,061	
Sales-Supervision - Cellular, radio, pager charges 9110-05364	9110-05364	9110	8	9	14	6	7	6	6	6	5	5	5	7	8		85	
Distribution-Operation supervi - Cell service for MDTs, PCs, SCADA 8700-05376	8700-05376	8700	3,667	3,987	6,084	2,605	3,180	2,881	2,590	2,503	2,404	2,392	2,372	3,085	3,765		37,848	
Sales-Supervision - Cell phone equipment and accessories 9110-05377	9110-05377	9110	23	25	38	16	20	18	16	15	15	15	15	19	23		234	
Meter and house regulator expe - Cell phone equipment and accessories 8700-05377	8700-05377	8700	36	39	59	25	31	28	25	24	23	23	23	30	37		369	
Mains expenses - Cell phone equipment and accessories 8560-05377	8560-05377	8560	22	24	37	16	19	18	16	15	15	15	15	19	23		232	
Distribution-Operation supervi - Cell phone equipment and accessories 8700-05377	8700-05377	8700	150	163	249	106	130	118	106	102	98	98	97	126	154		1,546	
Mains and Services Expenses - Cell phone equipment and accessories 8740-05377	8740-05377	8740	44	48	74	32	38	35	31	30	29	29	29	37	46		458	
Sales-Supervision - Capitalized Telecom Costs 9110-05399	9110-05399	9110	(17)	(19)	(28)	(12)	(15)	(13)	(12)	(12)	(11)	(11)	(11)	(14)	(18)		(176)	
Meter and house regulator expe - Capitalized Telecom Costs 8780-05399	8780-05399	8780	(20)	(21)	(33)	(14)	(17)	(15)	(14)	(13)	(13)	(13)	(13)	(17)	(20)		(203)	
Distribution-Maintenance of ct - Capitalized Telecom Costs 8940-05399	8940-05399	8940	(56)	(61)	(93)	(40)	(48)	(44)	(39)	(38)	(37)	(36)	(36)	(47)	(57)		(577)	
Distribution-Operation supervi - Capitalized Telecom Costs 8700-05399	8700-05399	8700	(9,682)	(10,526)	(16,053)	(6,877)	(8,996)	(7,606)	(6,837)	(6,609)	(6,347)	(6,316)	(6,263)	(8,146)	(9,943)		(99,928)	
Mains and Services Expenses - Capitalized Telecom Costs 8740-05399	8740-05399	8740	(35)	(39)	(60)	(26)	(31)	(28)	(25)	(24)	(24)	(23)	(23)	(30)	(37)		(374)	
<b>Telecom</b>			<b>14,785</b>	<b>6,078</b>	<b>24,536</b>	<b>10,504</b>	<b>12,825</b>	<b>11,618</b>	<b>10,444</b>	<b>10,093</b>	<b>9,695</b>	<b>9,648</b>	<b>9,587</b>	<b>12,448</b>	<b>15,188</b>		<b>152,640</b>	
Distribution-Measuring and reg - Required By Law, Safety 8750-04002	8750-04002	8750	15	13	10	4	4	4	4	4	4	4	4	9	16		83	
Sales-Demonstrating and sellin - Promo Other, Misc 9120-04021	9120-04021	2815	285	234	186	84	83	83	83	83	83	83	83	177	292		1,554	
Distribution-Measuring and reg - Promo Other, Misc 8750-04021	8750-04021	8750	15	13	10	4	4	4	4	4	4	4	4	9	16		83	
Customer service-Operating inf - Community Rel&Trade Shows 9090-04040	9090-04040	9090	92	76	60	27	27	27	27	27	27	27	27	57	95		504	
Sales-Supervision - Community Rel&Trade Shows 9110-04040	9110-04040	9110	539	443	351	158	157	157	157	157	157	157	157	335	554		2,941	
Sales-Demonstrating and sellin - Community Rel&Trade Shows 9120-04040	9120-04040	9120	1,351	1,110	881	397	394	394	394	394	394	394	393	840	1,387		7,371	
Sales-Advertising expenses - Community Rel&Trade Shows 9130-04040	9130-04040	9130	213	175	139	62	62	62	62	62	62	62	62	132	218		1,160	
Sales-Advertising expenses - Advertising 9130-04044	9130-04044	9130	1,730	1,421	1,128	508	504	504	504	504	504	504	504	1,076	1,776		9,437	
Customer service-Operating inf - Customer Relations & Assist 9030-04046	9090-04046	9090	3,670	3,015	2,393	1,079	1,069	1,069	1,069	1,069	1,069	1,069	1,069	2,283	3,769		20,023	
Sales-Supervision - Customer Relations & Assist 9110-04046	9110-04046	9110	1,067	877	695	314	311	311	311	311	311	311	311	654	1,096		5,822	
Sales-Demonstrating and sellin - Customer Relations & Assist 9120-04046	9120-04046	9120	14,158	11,630	9,232	4,161	4,126	4,126	4,126	4,126	4,126	4,126	4,123	8,807	14,540		77,247	
Distribution-Operation supervi - Customer Relations & Assist 8700-04046	8700-04046	8700	204	168	133	60	59	59	59	59	59	59	59	127	209		1,113	
<b>Marketing</b>			<b>23,339</b>	<b>19,172</b>	<b>15,218</b>	<b>8,660</b>	<b>8,601</b>	<b>8,601</b>	<b>8,601</b>	<b>8,601</b>	<b>8,601</b>	<b>8,601</b>	<b>8,601</b>	<b>14,518</b>	<b>23,968</b>		<b>127,338</b>	
Distribution-Operation supervi - Public Relations 8700-04146	8700-04146	8700	-	-	-	-	-	-	-	-	-	-	-	-	-		-	
Mains and Services Expenses - Public Relations 8740-04146	8740-04146	8740	-	-	-	-	-	-	-	-	-	-	-	-	-		-	
Meter and house regulator expe - Public Relations 8780-04146	8780-04146	8780	-	-	-	-	-	-	-	-	-	-	-	-	-		-	
Distribution-Other expenses - Public Relations 8800-04146	8800-04146	8800	-	-	-	-	-	-	-	-	-	-	-	-	-		-	
<b>Directors &amp; Shareholders &amp; PR</b>																		
Distribution-Measuring and reg - Membership Fees 8750-05415	8750-05415	8750	13	36	213	42	144	37	28	28	28	28	31	28	4	13		633
Distribution-Other expenses - Membership Fees 8800-05415	8800-05415	8800	32	90	534	104	361	93	70	70	70	77	70	11	32		1,583	
Customer service-Operating inf - Membership Fees 9090-05415	9090-05415	9090	4	12	71	14	48	12	9	9	9	10	9	1	4		211	
Miscellaneous general expenses - Club Dues - Deductible 9302-05417	9302-05417	9302	2	6	36	7	24	6	5	5	5	5	5	1	2		106	
Sales-Demonstrating and sellin - Association Dues 9120-07510	9120-07510	9120	11	31	181	35	123	32	24	24	24	24	26	4	11		538	
Miscellaneous general expenses - Association Dues 9302-07510	9302-07510	9302	788	2,249	13,294	2,592	8,990	2,320	1,748	1,748	1,748	1,920	1,737	279	807		39,431	
<b>Dues &amp; Donations</b>			<b>847</b>	<b>2,424</b>	<b>14,329</b>	<b>2,793</b>	<b>9,880</b>	<b>2,501</b>	<b>1,884</b>	<b>1,884</b>	<b>1,884</b>	<b>2,058</b>	<b>1,873</b>	<b>301</b>	<b>870</b>		<b>42,502</b>	
Mains expenses - Postage/Delivery Services 8560-05111	8560-05111	8560	5	3	6	3	4	4	4	4	4	4	4	2	5		45	
Distribution-Operation supervi - Postage/Delivery Services 8700-05111	8700-05111	8700	410	246	490	262	312	312	312	312	312	312	317	156	421		3,752	
Mains and Services Expenses - Postage/Delivery Services 8740-05111	8740-05111	8740	270	162	323	173	205	205	205	205	205	205	209	103	277		2,478	
Meter and house regulator expe - Postage/Delivery Services 8780-05111	8780-05111	8780	19	11	23	12	14	14	14	14	14	14	15	7	20		175	
Distribution-Maintenance super - Postage/Delivery Services 8850-05111	8850-05111	8850	262	157	314	167	199	199	199	199	199	199	198	203	99		2,405	
Customer accounts-Customer rec - Postage/Delivery Services 9030-05111	9030-05111	9030	661	397	791	422	502	502	502	502	502	502	511	251	678		6,063	
A&G-Office supplies & expense - Postage/Delivery Services 9210-05111	9210-05111	9210	2	1	3	1	2	2	2	2	2	2	2	1	2		21	
A&G-Employee pensions and bene - Postage/Delivery Services 9260-05111	9260-05111	9260	3	2	4	2	2	2	2	2	2	2	2	1	3		29	
<b>Print &amp; Postages</b>			<b>1,533</b>	<b>995</b>	<b>1,853</b>	<b>1,043</b>	<b>1,241</b>	<b>1,241</b>	<b>1,241</b>	<b>1,241</b>	<b>1,241</b>	<b>1,241</b>	<b>1,262</b>	<b>620</b>	<b>1,677</b>		<b>14,979</b>	
Customer accounts-Meter readin - Meals and Entertainment 9020-05411	9020-05411	9020	91	64	51	55	53	47	47	53	47	47	53	54	93		666	
Customer accounts-Customer rec - Meals and Entertainment 9030-05411	9030-05411	9030	130	91	73	79	76	68	68	76	68	68	69	78	133		953	
Customer service-Operating inf - Meals and Entertainment 9090-05411	9090-05411	9090	421	297	237	258	247	220	220	247	220	220	246	253	432		3,096	
Sales-Supervision - Meals and Entertainment 9110-05411	9110-05411	9110	810	572	456	497	475	423	423	475	423	423	473	486	832		5,959	
A&G-Office supplies & expense - Meals and Entertainment 9210-05411	9210-05411	9210	262	185	148	161	154	137	137	154	137	137	153	157	269		1,928	
Mains expenses - Meals and Entertainment 8560-05411	8560-05411	8560	398	281	224	244	233	208	208	233	208	208	232	239	408		2,925	
Distribution-Operation supervi - Meals and Entertainment 8700-05411	8700-05411	8700	6,961	4,912	3,919	4,267	4,084	3,636	3,636	4,084	3,636	3,637	4,063	4,177	7,149		51,201	
Mains and Services Expenses - Meals and Entertainment 8740-05411	8740-05411	8740	545	365	307	334	320	285	285	320	285	285	318	327	560		4,011	
Distribution-Measuring and reg - Meals and Entertainment 8750-05411	8750-05411	8750	736	519	414	451	432	364	364	432	364	364	429	441	756		5,411	
Distribution-Measuring and reg - Meals and Entertainment 8770-05411	8770-05411	8770	6	4	4	4	4	3	3	4	3	3	3	4	7		47	
Meter and house regulator expe - Meals and Entertainment 8780-05411	8780-05411	8780	156	110	86	86	82	82	82	82	82	82	81	94	161		1,151	
Distribution-Other expenses - Meals and Entertainment 8800-05411	8800-05411	8800	136	95	76	83	80	71	71	80	71	71	79	81	139		958	
Distribution-Maintenance super - Meals and Entertainment 8850-05411	8850-05411	8850	22	15	12	13	13	11	11	13	11	11	13	13	22		158	
Distribution-Operation supervi - Spousal & Dependent Travel 8700-05412	8700-05412	8700	51	36	29	31	30	27	27	30	27	27	30	31	52		374	
Distribution-Maintenance super - Spousal & Dependent Travel 8850-05412	8850-05412	8850	25	18	14	15	15	13	13	15	13	13	15	15	26		184	
Customer accounts-Customer rec - Spousal & Dependent Travel 9030-05412	9030-05412	90																



Acct-sub	FERC	2013												2014				
		November	December	January	February	March	April	May	June	July	August	September	October	November	December	January	February	
Sales-Supervision - Lodging 9110-05414	9110-05414	9110	1,034	729	582	634	606	540	540	606	540	540	603	620	1,061			7,603
A&G-Office supplies & expense - Lodging 9210-05414	9210-05414	9210	334	236	168	205	196	174	174	196	174	174	195	200	343			2,456
Wells expenses - Lodging 8160-05414	8160-05414	8160	241	170	136	148	141	125	125	141	125	125	141	145	247			1,772
Mains expenses - Lodging 8560-05414	8560-05414	8560	1,535	1,083	854	941	901	802	802	901	802	802	896	921	1,577			11,291
Distribution-Operation supervi - Lodging 8700-05414	8700-05414	8700	3,034	2,141	1,708	1,650	1,780	1,585	1,585	1,780	1,585	1,585	1,771	1,820	3,116			22,315
Mains and Services Expenses - Lodging 8740-05414	8740-05414	8740	946	688	533	580	555	494	494	555	494	494	552	562	972			6,962
Distribution-Measuring and reg - Lodging 8750-05414	8750-05414	8750	359	253	202	220	210	187	187	210	187	187	209	215	368			2,638
Meter and house regulator expe - Lodging 8780-05414	8780-05414	8780	313	221	176	192	184	164	164	184	164	164	183	188	322			2,304
Customer accounts-Meter readin - Lodging 9020-05414	9020-05414	9020	309	218	174	189	181	161	161	181	161	161	161	160	317			2,272
A&G-Office supplies & expense - Misc Employee Expense 9210-05419	9210-05419	9210	41	29	23	25	24	21	21	24	21	21	24	25	42			302
A&G-Employee pensions and bene - Misc Employee Expense 9260-05419	9260-05419	9260	12	8	7	7	6	6	6	7	6	6	7	7	12			85
Mains expenses - Misc Employee Expense 8560-05419	8560-05419	8560	59	41	33	36	34	31	31	34	31	31	31	35	60			432
Distribution-Operation supervi - Misc Employee Expense 8700-05419	8700-05419	8700	5,034	3,552	2,834	3,086	2,954	2,630	2,630	2,954	2,630	2,630	2,938	3,021	5,170			37,029
Mains and Services Expenses - Misc Employee Expense 8740-05419	8740-05419	8740	152	108	86	93	89	80	80	89	80	80	89	91	157			1,121
<b>Travel &amp; Entertainment</b>			32,702	23,075	18,410	20,048	19,189	17,083	17,083	19,189	17,083	17,083	19,086	19,086	33,585			240,543
Distribution-Operation supervi - Employee Development 8700-05420	8700-05420	8700	11	4	-	67	66	113	66	66	66	66	66	68	75	11		667
Sales-Supervision - Employee Development 9110-05420	9110-05420	9110	3	1	-	22	22	37	22	22	22	22	22	25	4			218
Distribution-Operation supervi - Training 8700-05421	8700-05421	8700	11	4	-	67	66	113	66	66	66	66	66	68	75	11		667
Mains and Services Expenses - Training 8740-05421	8740-05421	8740	25	9	-	153	151	278	151	151	151	151	166	185	27			1,633
Distribution-Measuring and reg - Training 8750-05421	8750-05421	8750	11	4	-	67	66	113	66	66	66	66	66	68	75	11		667
A&G-Office supplies & expense - Training 9210-05421	9210-05421	9210	4	-	-	23	23	40	23	23	23	23	23	26	4			234
Distribution-Operation supervi - Safety Training 8700-05426	8700-05426	8700	71	24	-	444	439	757	439	439	439	439	452	502	72			4,444
Mains and Services Expenses - Safety Training 8740-05426	8740-05426	8740	1	0	-	7	6	11	6	6	6	6	7	7	1			65
Distribution-Other expenses - Technical (Job Skills) Training 8800-05427	8800-05427	8800	11	4	-	57	66	113	66	66	66	66	68	75	11			667
A&G-Employee pensions and bene - Technical (Job Skills) Training 9260-05427	9260-05427	9260	13	4	-	79	78	134	78	78	78	78	80	89	13			790
<b>Training</b>			160	54	-	1,003	992	1,711	992	992	992	992	1,022	1,136	164			10,050
A&G-Injuries & damages - Settlement 9250-05418	9250-05418	9250	1,251	2,138	1,008	940	924	1,149	999	999	999	999	824	1,130	1,285			13,495
A&G-Outside services employed - Gas Supplies Services 9230-05430	9230-05430	9230	4,790	8,189	3,859	3,601	3,538	4,401	3,826	3,826	3,826	3,826	4,327	4,327	4,920			51,677
Wells expenses - Contract Labor 8160-06111	8160-06111	8160	7,414	12,674	5,973	5,573	5,478	6,811	5,821	5,821	5,821	5,821	5,478	6,697	7,614			79,980
Compressor station expenses - Contract Labor 8180-06111	8180-06111	8180	66	113	53	50	49	61	53	53	53	53	49	59	68			710
Storage-Purification expenses - Contract Labor 8210-06111	8210-06111	8210	45	77	36	34	33	41	36	36	36	36	33	41	46			484
Storage-Maintenance of structu - Contract Labor 8310-06111	8310-06111	8310	269	575	271	253	243	309	269	269	269	269	248	304	345			3,527
Mains expenses - Contract Labor 8560-06111	8560-06111	8560	24,422	41,750	19,675	18,357	18,039	22,438	19,605	19,605	19,605	19,605	18,039	22,051	25,582			263,460
Transmission-Measuring and reg - Contract Labor 8570-06111	8570-06111	8570	51	87	41	38	38	47	41	41	41	41	38	46	52			549
Transmission-Maintenance of ma - Contract Labor 8630-06111	8630-06111	8630	292	500	236	220	216	269	233	233	233	233	216	254	300			3,164
Distribution-Operation supervi - Contract Labor 8700-06111	8700-06111	8700	7,956	13,668	6,441	6,010	5,806	7,348	6,386	6,386	6,386	6,386	5,806	7,222	8,211			86,251
Mains and Services Expenses - Contract Labor 8740-06111	8740-06111	8740	29,722	50,811	23,945	22,341	21,954	27,307	23,738	23,738	23,738	23,738	21,954	26,849	30,525			320,538
Customer accounts-Meter readin - Contract Labor 9020-06111	9020-06111	9020	80,805	136,137	65,097	60,739	59,585	74,239	64,536	64,536	64,536	64,536	59,664	72,993	82,987			871,705
A&G-Employee pensions and bene - Contract Labor 9260-06111	9260-06111	9260	2,404	4,109	1,936	1,807	1,775	2,206	1,920	1,920	1,920	1,920	1,775	2,171	2,469			25,930
A&G-Regulatory commission expe - Contract Labor 9280-06111	9280-06111	9280	1,407	2,405	1,134	1,058	1,039	1,253	1,124	1,124	1,124	1,124	1,039	1,271	1,445			15,179
Customer accounts-Customer rec - Collection Fees 9030-06112	9030-06112	9030	116	199	94	87	85	107	93	93	93	93	86	105	119			1,253
A&G-Outside services employed - Legal 9230-06121	9230-06121	9230	9,940	16,892	8,008	7,471	7,342	9,132	7,939	7,939	7,939	7,939	7,342	8,979	10,208			107,227
<b>Outside Services</b>			471,057	292,424	137,805	126,579	129,347	157,167	136,817	136,817	136,817	136,817	126,845	154,515	175,678			1,845,319
Customer accounts-Uncollectibl - Cust Uncol/ Acct-Write Off 9040-09927	9040-09927	9040	26,207	33,079	37,398	36,474	31,437	27,335	23,844	21,379	20,644	20,965	20,833	23,747	27,556			324,479
<b>Provision for Bad Debt</b>			26,207	33,079	37,398	36,474	31,437	27,335	23,844	21,379	20,644	20,965	20,833	23,747	27,556			324,479
Customer accounts-Meter readin - Misc General Expense 9020-07590	9020-07590	9020	2	2	2	4	0	0	0	0	1	0	0	2	2			16
Customer service-Operating Inf - Misc General Expense 9090-07590	9090-07590	9090	83	87	87	168	15	19	15	14	21	14	15	88	85			629
A&G-Office supplies & expense - Misc General Expense 9210-07590	9210-07590	9210	1	2	2	3	0	0	0	0	0	0	0	2	1			11
A&G-Employee pensions and bene - Misc General Expense 9260-07590	9260-07590	9260	128	134	134	260	24	30	24	22	32	22	24	136	131			971
A&G-Franchise requirements - Misc General Expense 9270-07590	9270-07590	9270	374	392	391	759	69	88	69	64	93	64	69	399	384			2,840
A&G-Regulatory commission expe - Misc General Expense 9280-07590	9280-07590	9280	12,720	13,357	13,306	25,838	2,352	2,978	2,352	2,165	3,164	2,165	2,345	13,575	13,063			95,562
Storage-Operation supervision - Misc General Expense 8140-07590	8140-07590	8140	(234)	(246)	(245)	(476)	(43)	(65)	(43)	(40)	(58)	(40)	(43)	(250)	(240)			(1,779)
Wells expenses - Misc General Expense 8160-07590	8160-07590	8160	(275)	(289)	(288)	(558)	(51)	(64)	(51)	(47)	(68)	(47)	(51)	(293)	(282)			(2,069)
Storage well royalties - Misc General Expense 8250-07590	8250-07590	8250	92	96	96	186	17	21	17	16	23	16	17	98	94			597
Distribution-Operation supervi - Misc General Expense 8700-07590	8700-07590	8700	390	409	408	792	72	91	72	66	97	66	72	416	400			2,963
Mains and Services Expenses - Misc General Expense 8740-07590	8740-07590	8740	2,463	2,405	2,577	5,004	455	577	455	419	613	419	454	2,629	2,530			16,720
Distribution-Measuring and reg - Misc General Expense 8750-07590	8750-07590	8750	8	9	9	17	2	2	2	1	2	1	2	9	9			63
A&G-Office supplies & expense - Vendor Comp Sales Tax 9210-07592	9210-07592	9210	(1,180)	(1,239)	(1,234)	(2,397)	(218)	(276)	(218)	(201)	(294)	(201)	(218)	(1,259)	(1,212)			(8,967)
Distribution-Operation supervi - Reimbursements 8700-09911	8700-09911	8700	(509)	(535)	(533)	(1,035)	(94)	(119)	(94)	(87)	(127)	(87)	(94)	(544)	(523)			(3,876)
<b>Miscellaneous</b>			14,082	14,797	14,710	28,866	2,800	3,992	2,800	2,395	3,498	2,395	2,592	15,208	14,442			106,866
<b>Total O&amp;M Expenses Before Allocations</b>			1,098,072	1,232,234	1,250,952	1,097,630	1,104,836	1,142,429	1,155,450	1,054,998								



Acct-sub	FERC	2013 November	2013 December	2014 January	2014 February	2014 March	2014 April	2014 May	2014 June	2014 July	2014 August	2014 September	2014 October	2014 November	
		0	0	0	0	0	0	0	0	0	0	0	0	0	-
		390	391	465	399	418	428	451	393	449	428	416	425	402	5,064
		0	0	0	0	0	0	0	0	0	0	0	0	0	-
		56	56	68	58	61	62	65	58	65	62	81	62	56	736
		0	0	0	0	0	0	0	0	0	0	0	0	0	-
		0	0	0	0	0	0	0	0	0	0	0	0	0	-
		0	0	0	0	0	0	0	0	0	0	0	0	0	-
		43,315	60,183	41,056	36,851	37,567	42,189	40,091	38,143	39,976	39,258	37,474	42,451	44,509	499,729
		7,966	7,911	9,536	8,121	8,630	8,710	9,122	8,095	9,075	8,717	8,495	8,573	8,183	103,068
		0	0	0	0	0	0	0	0	0	0	0	0	0	-
		0	0	0	0	0	0	0	0	0	0	0	0	0	-
		0	0	0	0	0	0	0	0	0	0	0	0	0	-
		1,591	1,600	1,787	1,547	1,608	1,693	1,735	1,544	1,726	1,680	1,602	1,678	1,638	20,015
		0	0	0	0	0	0	0	0	0	0	0	0	0	-
		74	72	93	76	82	83	85	80	85	83	82	82	76	979
		0	0	0	0	0	0	0	0	0	0	0	0	0	-
		118,234	119,381	134,134	107,078	112,988	114,306	115,988	106,366	114,770	111,123	109,398	118,072	121,556	1,388,160
		24	20	29	24	25	25	25	25	25	25	25	25	24	293
		244	233	323	250	281	291	281	281	281	281	281	277	251	3,303
		0	0	0	0	0	0	0	0	0	0	0	0	0	-
		217,141	249,482	243,075	223,643	236,841	248,036	249,995	235,675	249,503	244,353	239,679	236,374	229,229	2,874,085
		20,927	20,584	24,626	21,017	22,185	22,489	23,520	20,907	23,400	22,467	21,959	22,317	21,540	265,973
		1,831	1,835	2,184	1,872	1,991	2,007	2,117	1,844	2,105	2,010	1,952	1,993	1,886	23,764
		5,910	5,773	7,319	6,034	6,484	6,570	6,780	6,254	6,756	6,576	6,485	6,462	6,070	77,553
		63,459	63,189	75,281	64,490	67,664	69,030	72,706	63,670	72,290	69,125	67,235	66,501	65,320	818,400
		1,566	1,565	1,878	1,801	1,683	1,720	1,810	1,589	1,800	1,723	1,676	1,707	1,613	20,384
		10,647	10,663	13,131	10,853	11,742	11,765	12,304	10,810	12,235	11,719	11,401	11,592	10,963	139,277
		34,570	30,010	41,860	35,009	36,574	36,486	36,493	36,605	36,480	36,507	36,578	32,455	34,575	425,632
		309	190	340	196	227	224	224	227	224	224	230	127	317	2,748
		349	303	423	354	369	368	368	369	368	368	369	327	349	4,337
		2,808	2,816	3,340	2,870	3,001	3,073	3,245	2,818	3,227	3,076	2,987	3,052	2,892	36,400
		515	492	681	526	593	593	593	593	593	593	592	583	529	6,958
		458	437	606	468	527	527	527	527	527	527	526	518	470	5,189
		348	332	480	355	400	400	400	400	400	400	399	393	357	4,695
		1,060	1,063	1,261	1,083	1,133	1,160	1,225	1,064	1,218	1,162	1,127	1,152	1,092	13,741
		3,753	3,763	4,464	3,835	4,011	4,107	4,339	3,767	4,313	4,114	3,992	4,079	3,866	48,651
		1,091	1,049	1,459	1,101	1,242	1,238	1,235	1,234	1,232	1,232	1,231	1,221	1,121	14,595
		0	0	0	0	0	0	0	0	0	0	0	0	0	-
		(16)	(16)	(18)	(16)	(16)	(17)	(16)	(15)	(16)	(17)	(16)	(17)	(16)	(202)
		115,785	173,034	106,249	96,201	95,743	112,128	104,535	99,371	104,298	102,484	96,564	110,777	119,013	1,321,394
		27,971	27,889	33,005	26,103	29,482	30,131	31,711	27,810	31,531	30,162	29,355	29,775	28,797	357,551
		26,207	33,079	37,386	36,474	31,437	27,335	23,644	21,379	20,644	20,865	20,833	23,747	27,558	324,479
		0	0	0	0	0	0	0	0	0	0	0	0	0	-
		0	0	0	0	0	0	0	0	0	0	0	0	0	-
		13,212	12,110	12,763	10,213	10,408	10,474	10,948	9,862	10,900	10,481	10,324	11,841	13,582	133,918
		0	0	0	0	0	0	0	0	0	0	0	0	0	-
		20,478	18,373	19,574	17,205	17,632	17,562	18,317	16,817	18,231	17,568	17,547	18,476	21,069	218,372
		15,804	13,005	10,480	4,677	4,725	4,634	4,626	4,626	4,626	4,629	4,623	9,628	16,231	86,711
		1,967	1,619	1,299	596	595	595	595	595	595	595	594	1,236	2,020	10,934
		0	0	0	0	0	0	0	0	0	0	0	0	0	-
		30,447	30,633	36,218	31,117	32,541	33,320	35,201	30,562	34,992	33,376	32,386	33,096	31,361	394,702
		(150)	(394)	(425)	(1,450)	243	159	200	260	125	217	242	(421)	(146)	(1,391)
		0	0	0	0	0	0	0	0	0	0	0	0	0	-
		14,730	25,181	11,867	11,072	10,890	13,533	11,764	11,764	11,764	11,764	10,890	13,306	15,128	158,905
		11,640	12,048	14,069	16,890	921	921	921	921	921	921	925	13,018	12,222	74,698
		1,588	2,601	1,345	1,287	1,340	1,567	1,423	1,401	1,411	1,406	1,329	1,941	1,636	16,686
		235,665	253,820	297,698	256,455	268,803	275,636	290,368	253,020	288,487	275,523	267,462	281,350	259,019	3,259,740
		374	392	391	759	89	88	69	64	93	64	89	399	384	2,840
		14,127	15,762	14,439	26,896	3,391	4,271	3,476	3,290	4,288	3,290	3,384	14,546	14,508	111,840
		0	0	0	0	0	0	0	0	0	0	0	0	0	-
		0	0	0	0	0	0	0	0	0	0	0	0	0	-
		788	2,255	13,329	2,599	9,014	2,326	1,753	1,753	1,753	1,925	1,742	280	809	39,537
		2,923	2,536	3,637	2,860	3,091	3,083	3,094	3,093	3,083	3,085	3,091	2,741	2,923	38,305
		0	0	0	0	0	0	0	0	0	0	0	0	0	-
		1,058,072	1,232,234	1,250,952	1,097,630	1,104,836	1,142,429	1,155,450	1,054,896	1,147,828	1,112,462	1,082,848	1,156,347	1,145,571	13,655,601
															13,655,601

Kentucky Division - 009DIV

	Acct-sub	FERC
Distribution-Maint of mains - Non-project Labor 8870-01000	8870-01000	8870
Maintenance of services - Non-project Labor 8920-01000	8920-01000	8920
Maintenance of meters and hous - Non-project Labor 8930-01000	8930-01000	8930
Customer accounts-Meter readin - Non-project Labor 9020-01000	9020-01000	9020
Customer accounts-Customer rec - Non-project Labor 9030-01000	9030-01000	9030
Customer service-Operating inf - Non-project Labor 9090-01000	9090-01000	9090
Sales-Supervision - Non-project Labor 9110-01000	9110-01000	9110
A&G-Administrative & general s - Non-project Labor 9200-01000	9200-01000	9200
Wells expenses - Non-project Labor 8160-01000	8160-01000	8160
Lines expenses - Non-project Labor 8170-01000	8170-01000	8170
Compressor station expenses - Non-project Labor 8180-01000	8180-01000	8180
Storage-Measuring and regulati - Non-project Labor 8200-01000	8200-01000	8200
Storage-Purification expenses - Non-project Labor 8210-01000	8210-01000	8210
Maintenance of compressor stat - Non-project Labor 8340-01000	8340-01000	8340
Processing-Maintenance of puri - Non-project Labor 8360-01000	8360-01000	8360
Mains expenses - Non-project Labor 8560-01000	8560-01000	8560
Transmission-Measuring and reg - Non-project Labor 8570-01000	8570-01000	8570
Transmission-Maintenance of ma - Non-project Labor 8630-01000	8630-01000	8630
Transmission-Maintenance of me - Non-project Labor 8650-01000	8650-01000	8650
Distribution-Operation supervi - Non-project Labor 8700-01000	8700-01000	8700
Mains and Services Expenses - Non-project Labor 8740-01000	8740-01000	8740
Distribution-Measuring and reg - Non-project Labor 8750-01000	8750-01000	8750
Distribution-Measuring and reg - Non-project Labor 8760-01000	8760-01000	8760
Distribution-Measuring and reg - Non-project Labor 8770-01000	8770-01000	8770
Meter and house regulator expe - Non-project Labor 8780-01000	8780-01000	8780
Customer installations expense - Non-project Labor 8790-01000	8790-01000	8790
Distribution-Other expenses - Non-project Labor 8800-01000	8800-01000	8800
Distribution-Operation supervi - Capital Labor 8700-01001	8700-01001	8700
Distribution-Operation supervi - Capital Labor Contra 8700-01002	8700-01002	8700
Mains expenses - O&M Project Labor and Contra 8560-01006	8560-01006	8560
Distribution-Operation supervi - O&M Project Labor and Contra 8700-01008	8700-01008	8700
Wells expenses - Expense Labor Accrual 8160-01008	8160-01008	8160
Lines expenses - Expense Labor Accrual 8170-01008	8170-01008	8170
Compressor station expenses - Expense Labor Accrual 8180-01008	8180-01008	8180
Storage-Measuring and regulati - Expense Labor Accrual 8200-01008	8200-01008	8200
Storage-Purification expenses - Expense Labor Accrual 8210-01008	8210-01008	8210
Maintenance of compressor stat - Expense Labor Accrual 8340-01008	8340-01008	8340
Processing-Maintenance of puri - Expense Labor Accrual 8360-01008	8360-01008	8360
Mains expenses - Expense Labor Accrual 8560-01008	8560-01008	8560
Transmission-Measuring and reg - Expense Labor Accrual 8570-01008	8570-01008	8570
Transmission-Maintenance of ma - Expense Labor Accrual 8630-01008	8630-01008	8630
Transmission-Maintenance of me - Expense Labor Accrual 8650-01008	8650-01008	8650
Distribution-Operation supervi - Expense Labor Accrual 8700-01008	8700-01008	8700
Mains and Services Expenses - Expense Labor Accrual 8740-01008	8740-01008	8740
Distribution-Measuring and reg - Expense Labor Accrual 8750-01008	8750-01008	8750
Distribution-Measuring and reg - Expense Labor Accrual 8760-01008	8760-01008	8760
Distribution-Measuring and reg - Expense Labor Accrual 8770-01008	8770-01008	8770
Meter and house regulator expe - Expense Labor Accrual 8780-01008	8780-01008	8780
Customer installations expense - Expense Labor Accrual 8790-01008	8790-01008	8790
Distribution-Other expenses - Expense Labor Accrual 8800-01008	8800-01008	8800
Distribution-Maint of mains - Expense Labor Accrual 8870-01008	8870-01008	8870
Maintenance of services - Expense Labor Accrual 8920-01008	8920-01008	8920
Maintenance of meters and hous - Expense Labor Accrual 8930-01008	8930-01008	8930
Customer accounts-Operation su - Expense Labor Accrual 9010-01008	9010-01008	9010
Customer accounts-Meter readin - Expense Labor Accrual 9020-01008	9020-01008	9020
Customer accounts-Customer rec - Expense Labor Accrual 9030-01008	9030-01008	9030
Customer service-Operating inf - Expense Labor Accrual 9090-01008	9090-01008	9090
Sales-Supervision - Expense Labor Accrual 9110-01008	9110-01008	9110
A&G-Administrative & general s - Expense Labor Accrual 9200-01008	9200-01008	9200
Distribution-Operation supervi - Capital Labor Transfer In 8700-01011	8700-01011	8700
Distribution-Operation supervi - Capital Labor Transfer Out 8700-01012	8700-01012	8700
Distribution-Operation supervi - Expense Labor Transfer In 8700-01013	8700-01013	8700
Mains expenses - Expense Labor Transfer In 8560-01013	8560-01013	8560
Distribution-Operation supervi - Expense Labor Transfer Out 8700-01014	8700-01014	8700
Mains expenses - Expense Labor Transfer Out 8560-01014	8560-01014	8560
<b>Labor</b>		
<b>A&amp;G-Employee pensions and bene - Uniforms 9260-07443</b>	<b>9260-07443</b>	<b>9260</b>
Meter and house regulator expe - Uniforms 8780-07443	8780-07443	8780
Customer accounts-Meter readin - Uniforms 9020-07443	9020-07443	9020
Mains expenses - Uniforms 8560-07443	8560-07443	8560
Mains and Services Expenses - Uniforms 8740-07443	8740-07443	8740
Mains expenses - Uniforms Capitalized 8560-07444	8560-07444	8560
Mains and Services Expenses - Uniforms Capitalized 8740-07444	8740-07444	8740
Meter and house regulator expe - Uniforms Capitalized 8780-07444	8780-07444	8780
Customer accounts-Meter readin - Uniforms Capitalized 9020-07444	9020-07444	9020
A&G-Employee pensions and bene - Uniforms Capitalized 9260-07444	9260-07444	9260
A&G-Office supplies & expense - Misc Employee Welfare Exp 9210-07499	9210-07499	9210

	Acct-sub	FERC
A&G-Injuries & damages - Misc Employee Welfare Exp 9250-07499	9250-07499	9250
A&G-Employee pensions and bene - Misc Employee Welfare Exp 9260-07499	9260-07499	9260
Distribution-Operation supervi - Misc Employee Welfare Exp 8700-07499	8700-07499	8700
Mains and Services Expenses - Misc Employee Welfare Exp 8740-07499	8740-07499	8740
Meter and house regulator expe - Misc Employee Welfare Exp 8780-07499	8780-07499	8780
Distribution-Other expenses - Misc Employee Welfare Exp 8800-07499	8800-07499	8800
Customer accounts-Meter readin - Misc Employee Welfare Exp 9020-07499	9020-07499	9020
Customer accounts-Customer rec - Misc Employee Welfare Exp 9030-07499	9030-07499	9030
<b>Employee Welfare</b>		
A&G-Employee pensions and bene - Pension Benefits Load 9260-01202	9260-01202	9260
A&G-Employee pensions and bene - FAS106 Benefits Load 9260-01203	9260-01203	9260
A&G-Employee pensions and bene - Medical Benefits Load 9260-01251	9260-01251	9260
A&G-Employee pensions and bene - Medical Benefits Load Projects 9260-01253	9260-01253	9260
A&G-Employee pensions and bene - Empr ESOP Benefits Load 9260-01257	9260-01257	9260
A&G-Employee pensions and bene - Empr ESOP Benefits Load Projects 9260-01259	9260-01259	9260
A&G-Employee pensions and bene - Emp HSA Benefits Load 9260-01260	9260-01260	9260
A&G-Employee pensions and bene - Emp HSA Benefits Load Projects 9260-01262	9260-01262	9260
A&G-Employee pensions and bene - RSP FACC Benefits Load 9260-01263	9260-01263	9260
A&G-Employee pensions and bene - RSP FACC Benefits Load Projects 9260-01265	9260-01265	9260
A&G-Employee pensions and bene - Basic Life Benefits Load 9260-01266	9260-01266	9260
A&G-Employee pensions and bene - Basic Life Benefits Load Projects 9260-01268	9260-01268	9260
A&G-Employee pensions and bene - LTD Benefits Load 9260-01269	9260-01269	9260
A&G-Employee pensions and bene - LTD Benefits Load Projects 9260-01271	9260-01271	9260
A&G-Employee pensions and bene - Pension Benefits Load Projects 9260-01291	9260-01291	9260
A&G-Employee pensions and bene - FAS106 Benefits Load Projects 9260-01292	9260-01292	9260
A&G-Injuries & damages - Workers Comp Benefits Load Projects 9250-01293	9250-01293	9250
<b>Benefits</b>		
A&G-Property insurance - Blueflame Property Insurance 9240-04069	9240-04069	9240
A&G-Office supplies & expense - Insurance-Other 9210-04070	9210-04070	9210
A&G-Property insurance - Insurance Capitalized 9240-04072	9240-04072	9240
Mains and Services Expenses - Damages 8740-07111	8740-07111	8740
Mains and Services Expenses - Environmental & Safety 8740-07120	8740-07120	8740
<b>Insurance</b>		
Storage well royalties - Building Lease/Rents Capitalized 8250-04580	8250-04580	8250
Distribution-Rents - Building Lease/Rents Capitalized 8810-04580	8810-04580	8810
Storage well royalties - Building Lease/Rents 8250-04581	8250-04581	8250
Distribution-Rents - Building Lease/Rents 8810-04581	8810-04581	8810
A&G-Rents - Building Lease/Rents 9310-04581	9310-04581	9310
Customer service-Operating Inf - Building Maintenance 9090-04582	9090-04582	9090
Storage-Maintenance of structu - Building Maintenance 8310-04582	8310-04582	8310
Distribution-Operation supervi - Building Maintenance 8700-04582	8700-04582	8700
Mains and Services Expenses - Building Maintenance 8740-04582	8740-04582	8740
Distribution-Measuring and reg - Building Maintenance 8750-04582	8750-04582	8750
Distribution-Measuring and reg - Building Maintenance 8770-04582	8770-04582	8770
Meter and house regulator expe - Building Maintenance 8780-04582	8780-04582	8780
Distribution-Other expenses - Building Maintenance 8800-04582	8800-04582	8800
Distribution-Rents - Building Maintenance 8810-04582	8810-04582	8810
Distribution-Maintenance of st - Building Maintenance 8860-04582	8860-04582	8860
Customer accounts-Customer rec - Building Maintenance 9030-04582	9030-04582	9030
Lines expenses - Utilities 8170-04590	8170-04590	8170
Compressor station expenses - Utilities 8180-04590	8180-04590	8180
Compressor station fuel and po - Utilities 8190-04590	8190-04590	8190
Storage-Measuring and regulati - Utilities 8200-04590	8200-04590	8200
Storage-Purification expenses - Utilities 8210-04590	8210-04590	8210
Storage-Other expenses - Utilities 8240-04590	8240-04590	8240
Storage well royalties - Utilities 8250-04590	8250-04590	8250
Customer accounts-Customer rec - Utilities 9030-04590	9030-04590	9030
Distribution load dispatching - Utilities 8710-04590	8710-04590	8710
Mains and Services Expenses - Utilities 8740-04590	8740-04590	8740
Distribution-Measuring and reg - Utilities 8750-04590	8750-04590	8750
Distribution-Measuring and reg - Utilities 8770-04590	8770-04590	8770
Meter and house regulator expe - Utilities 8780-04590	8780-04590	8780
Distribution-Rents - Utilities 8810-04590	8810-04590	8810
Mains expenses - Utilities 8860-04590	8860-04590	8860
Transmission-Measuring and reg - Utilities 8570-04590	8570-04590	8570
Distribution-Operation supervi - Utilities 8700-04590	8700-04590	8700
Compressor station expenses - Capitalized Utility Costs 8180-04599	8180-04599	8180
Distribution-Operation supervi - Capitalized Utility Costs 8700-04599	8700-04599	8700
Distribution-Other expenses - Capitalized Utility Costs 8800-04599	8800-04599	8800
Distribution-Rents - Capitalized Utility Costs 8810-04599	8810-04599	8810
Mains expenses - Capitalized Utility Costs 8860-04599	8860-04599	8860
<b>Rent, Maint. &amp; Utilities</b>		
Mains and Services Expenses - Vehicle Lease Payments 8740-03002	8740-03002	8740
Mains expenses - Capitalized transportation costs 8560-03003	8560-03003	8560
Distribution-Operation supervi - Capitalized transportation costs 8700-03003	8700-03003	8700
Mains and Services Expenses - Capitalized transportation costs 8740-03003	8740-03003	8740

	Acct-sub	FERC
Distribution-Measuring and reg - Capitalized transportation costs 8750-03003	8750-03003	8750
Meter and house regulator expe - Capitalized transportation costs 8780-03003	8780-03003	8780
Customer accounts-Meter readin - Capitalized transportation costs 9020-03003	9020-03003	9020
Mains expenses - Vehicle Expense 8560-03004	8560-03004	8560
Distribution-Operation supervi - Vehicle Expense 8700-03004	8700-03004	8700
Mains and Services Expenses - Vehicle Expense 8740-03004	8740-03004	8740
Distribution-Measuring and reg - Vehicle Expense 8750-03004	8750-03004	8750
Meter and house regulator expe - Vehicle Expense 8780-03004	8780-03004	8780
Customer accounts-Meter readin - Vehicle Expense 9020-03004	9020-03004	9020
Mains and Services Expenses - Equipment Lease 8740-04301	8740-04301	8740
Mains and Services Expenses - Heavy Equipment 8740-04302	8740-04302	8740
Meter and house regulator expe - Heavy Equipment 8780-04302	8780-04302	8780
Mains expenses - Heavy Equipment 8560-04302	8560-04302	8560
Transmission-Maintenance of ma - Heavy Equipment 8630-04302	8630-04302	8630
Distribution-Operation supervi - Heavy Equipment 8700-04302	8700-04302	8700
Mains expenses - Heavy Equipment Capitalized 8560-04307	8560-04307	8560
Transmission-Maintenance of ma - Heavy Equipment Capitalized 8630-04307	8630-04307	8630
Distribution-Operation supervi - Heavy Equipment Capitalized 8700-04307	8700-04307	8700
Mains and Services Expenses - Heavy Equipment Capitalized 8740-04307	8740-04307	8740
Meter and house regulator expe - Heavy Equipment Capitalized 8780-04307	8780-04307	8780
<b>Vehicles &amp; Equip</b>		
Mains expenses - Inventory Materials 8560-02001	8560-02001	8560
Mains and Services Expenses - Inventory Materials 8740-02001	8740-02001	8740
Mains expenses - Warehouse Loading Charge 8560-02004	8560-02004	8560
Mains and Services Expenses - Warehouse Loading Charge 8740-02004	8740-02004	8740
Odorization - Non-Inventory Supplies 8711-02005	8711-02005	8711
Mains and Services Expenses - Non-Inventory Supplies 8740-02005	8740-02005	8740
Distribution-Measuring and reg - Non-Inventory Supplies 8750-02005	8750-02005	8750
Distribution-Measuring and reg - Non-Inventory Supplies 8760-02005	8760-02005	8760
Distribution-Measuring and reg - Non-Inventory Supplies 8770-02005	8770-02005	8770
Meter and house regulator expe - Non-Inventory Supplies 8780-02005	8780-02005	8780
Customer installations expense - Non-Inventory Supplies 8790-02005	8790-02005	8790
Distribution-Other expenses - Non-Inventory Supplies 8800-02005	8800-02005	8800
Distribution-Rents - Non-Inventory Supplies 8810-02005	8810-02005	8810
Maintenance of measuring and r - Non-Inventory Supplies 8890-02005	8890-02005	8890
Maintenance of measuring and r - Non-Inventory Supplies 8900-02005	8900-02005	8900
Maintenance of measuring and r - Non-Inventory Supplies 8910-02005	8910-02005	8910
Distribution-Maintenance of ot - Non-Inventory Supplies 8940-02005	8940-02005	8940
Customer accounts-Meter readin - Non-Inventory Supplies 9020-02005	9020-02005	9020
Customer accounts-Customer rec - Non-Inventory Supplies 9030-02005	9030-02005	9030
Wells expenses - Non-Inventory Supplies 8160-02005	8160-02005	8160
Lines expenses - Non-Inventory Supplies 8170-02005	8170-02005	8170
Compressor station expenses - Non-Inventory Supplies 8180-02005	8180-02005	8180
Storage-Measuring and regulati - Non-Inventory Supplies 8200-02005	8200-02005	8200
Storage-Purification expenses - Non-Inventory Supplies 8210-02005	8210-02005	8210
Maintenance of compressor stat - Non-Inventory Supplies 8340-02005	8340-02005	8340
Processing-Maintenance of puri - Non-Inventory Supplies 8360-02005	8360-02005	8360
Mains expenses - Non-Inventory Supplies 8560-02005	8560-02005	8560
Transmission-Measuring and reg - Non-Inventory Supplies 8570-02005	8570-02005	8570
Transmission-Maintenance of ma - Non-Inventory Supplies 8630-02005	8630-02005	8630
Transmission-Maintenance of ma - Non-Inventory Supplies 8650-02005	8650-02005	8650
Distribution-Operation supervi - Non-Inventory Supplies 8700-02005	8700-02005	8700
Distribution-Maintenance of ot - Office Supplies 8940-05010	8940-05010	8940
Customer accounts-Operation su - Office Supplies 9010-05010	9010-05010	9010
Customer accounts-Customer rec - Office Supplies 9030-05010	9030-05010	9030
Customer service-Operatng Inf - Office Supplies 9090-05010	9090-05010	9090
Sales-Supervision - Office Supplies 9110-05010	9110-05010	9110
Sales-Advertising expenses - Office Supplies 9130-05010	9130-05010	9130
A&G-Office supplies & expense - Office Supplies 9210-05010	9210-05010	9210
A&G-Employee pensions and bene - Office Supplies 9260-05010	9260-05010	9260
Distribution-Operation supervi - Office Supplies 8700-05010	8700-05010	8700
Mains and Services Expenses - Office Supplies 8740-05010	8740-05010	8740
Meter and house regulator expe - Office Supplies 8780-05010	8780-05010	8780
Distribution-Other expenses - Office Supplies 8800-05010	8800-05010	8800
Distribution-Rents - Office Supplies 8810-05010	8810-05010	8810
<b>Materials &amp; Supplies</b>		
Distribution-Operation supervi - Software Maintenance 8700-04201	8700-04201	8700
Storage-Operation supervision - Software Maintenance 8140-04201	8140-04201	8140
Distribution-Operation supervi - IT Equipment 8700-04212	8700-04212	8700
<b>Information Technologies</b>		
Distribution-Operation supervi - Monthly Lines and service 8700-05310	8700-05310	8700
Distribution-Operation supervi - Long Distance 8700-05312	8700-05312	8700
Distribution-Operation supervi - Toll Free Long Distance 8700-05314	8700-05314	8700
Distribution-Operation supervi - Measurement & Meter Reading 8700-05323	8700-05323	8700
Meter and house regulator expe - Measurement & Meter Reading 8780-05323	8780-05323	8780
Distribution-Operation supervi - WAN/LAN/Internet Service 8700-05331	8700-05331	8700
Distribution-Operation supervi - Cellular, radio, pager charges 8700-05364	8700-05364	8700

	Acct-sub	FERC
Mains and Services Expenses - Cellular, radio, pager charges 8740-05364	8740-05364	8740
Distribution-Maintenance of ot - Cellular, radio, pager charges 8940-05364	8940-05364	8940
Sales-Supervision - Cellular, radio, pager charges 9110-05364	9110-05364	9110
Distribution-Operation supervi - Cell service for MDTs, PCs, SCADA 8700-05376	8700-05376	8700
Sales-Supervision - Cell phone equipment and accessories 9110-05377	9110-05377	9110
Meter and house regulator expe - Cell phone equipment and accessories 8780-05377	8780-05377	8780
Mains expenses - Cell phone equipment and accessories 8560-05377	8560-05377	8560
Distribution-Operation supervi - Cell phone equipment and accessories 8700-05377	8700-05377	8700
Mains and Services Expenses - Cell phone equipment and accessories 8740-05377	8740-05377	8740
Sales-Supervision - Capitalized Telecom Costs 9110-05399	9110-05399	9110
Meter and house regulator expe - Capitalized Telecom Costs 8780-05399	8780-05399	8780
Distribution-Maintenance of ot - Capitalized Telecom Costs 8940-05399	8940-05399	8940
Distribution-Operation supervi - Capitalized Telecom Costs 8700-05399	8700-05399	8700
Mains and Services Expenses - Capitalized Telecom Costs 8740-05399	8740-05399	8740
<b>Telecom</b>		
Distribution-Measuring and reg - Required By Law, Safety 8750-04002	8750-04002	8750
Sales-Demonstrating and sellin - Promo Other, Misc 9120-04021	9120-04021	9120
Distribution-Measuring and reg - Promo Other, Misc 8750-04021	8750-04021	8750
Customer service-Operating inf - Community Rel&Trade Shows 9090-04040	9090-04040	9090
Sales-Supervision - Community Rel&Trade Shows 9110-04040	9110-04040	9110
Sales-Demonstrating and sellin - Community Rel&Trade Shows 9120-04040	9120-04040	9120
Sales-Advertising expenses - Community Rel&Trade Shows 9130-04040	9130-04040	9130
Sales-Advertising expenses - Advertising 9130-04044	9130-04044	9130
Customer service-Operating inf - Customer Relations & Assist 9090-04046	9090-04046	9090
Sales-Supervision - Customer Relations & Assist 9110-04046	9110-04046	9110
Sales-Demonstrating and sellin - Customer Relations & Assist 9120-04046	9120-04046	9120
Distribution-Operation supervi - Customer Relations & Assist 8700-04046	8700-04046	8700
<b>Marketing</b>		
Distribution-Operation supervi - Public Relations 8700-04146	8700-04146	8700
Mains and Services Expenses - Public Relations 8740-04146	8740-04146	8740
Meter and house regulator expe - Public Relations 8780-04146	8780-04146	8780
Distribution-Other expenses - Public Relations 8800-04146	8800-04146	8800
<b>Directors &amp; Shareholders &amp; PR</b>		
Distribution-Measuring and reg - Membership Fees 8750-05415	8750-05415	8750
Distribution-Other expenses - Membership Fees 8800-05415	8800-05415	8800
Customer service-Operating inf - Membership Fees 9090-05415	9090-05415	9090
Miscellaneous general expenses - Club Dues - Deductible 9302-05417	9302-05417	9302
Sales-Demonstrating and sellin - Association Dues 9120-07510	9120-07510	9120
Miscellaneous general expenses - Association Dues 9302-07510	9302-07510	9302
<b>Dues &amp; Donations</b>		
Mains expenses - Postage/Delivery Services 8560-05111	8560-05111	8560
Distribution-Operation supervi - Postage/Delivery Services 8700-05111	8700-05111	8700
Mains and Services Expenses - Postage/Delivery Services 8740-05111	8740-05111	8740
Meter and house regulator expe - Postage/Delivery Services 8780-05111	8780-05111	8780
Distribution-Maintenance super - Postage/Delivery Services 8850-05111	8850-05111	8850
Customer accounts-Customer rec - Postage/Delivery Services 9030-05111	9030-05111	9030
A&G-Office supplies & expense - Postage/Delivery Services 9210-05111	9210-05111	9210
A&G-Employee pensions and bene - Postage/Delivery Services 9260-05111	9260-05111	9260
<b>Print &amp; Postages</b>		
Customer accounts-Meter readin - Meals and Entertainment 9020-05411	9020-05411	9020
Customer accounts-Customer rec - Meals and Entertainment 9030-05411	9030-05411	9030
Customer service-Operating inf - Meals and Entertainment 9090-05411	9090-05411	9090
Sales-Supervision - Meals and Entertainment 9110-05411	9110-05411	9110
A&G-Office supplies & expense - Meals and Entertainment 9210-05411	9210-05411	9210
Mains expenses - Meals and Entertainment 8560-05411	8560-05411	8560
Distribution-Operation supervi - Meals and Entertainment 8700-05411	8700-05411	8700
Mains and Services Expenses - Meals and Entertainment 8740-05411	8740-05411	8740
Distribution-Measuring and reg - Meals and Entertainment 8750-05411	8750-05411	8750
Distribution-Measuring and reg - Meals and Entertainment 8770-05411	8770-05411	8770
Meter and house regulator expe - Meals and Entertainment 8780-05411	8780-05411	8780
Distribution-Other expenses - Meals and Entertainment 8800-05411	8800-05411	8800
Distribution-Maintenance super - Meals and Entertainment 8850-05411	8850-05411	8850
Distribution-Operation supervi - Spousal & Dependent Travel 8700-05412	8700-05412	8700
Distribution-Maintenance super - Spousal & Dependent Travel 8850-05412	8850-05412	8850
Customer accounts-Customer rec - Spousal & Dependent Travel 9030-05412	9030-05412	9030
Sales-Supervision - Spousal & Dependent Travel 9110-05412	9110-05412	9110
A&G-Office supplies & expense - Transportation 9210-05413	9210-05413	9210
Distribution-Operation supervi - Transportation 8700-05413	8700-05413	8700
Mains and Services Expenses - Transportation 8740-05413	8740-05413	8740
Meter and house regulator expe - Transportation 8780-05413	8780-05413	8780
Customer accounts-Meter readin - Transportation 9020-05413	9020-05413	9020
Customer accounts-Customer rec - Transportation 9030-05413	9030-05413	9030
Customer service-Operating inf - Transportation 9090-05413	9090-05413	9090
Sales-Supervision - Transportation 9110-05413	9110-05413	9110
Customer service-Operating inf - Lodging 9090-05414	9090-05414	9090

	Acct-sub	FERC
Sales-Supervision - Lodging 8110-05414	9110-05414	8110
A&G-Office supplies & expense - Lodging 9210-05414	9210-05414	9210
Wells expenses - Lodging 8180-05414	8180-05414	8180
Mains expenses - Lodging 8560-05414	8560-05414	8560
Distribution-Operation supervi - Lodging 8700-05414	8700-05414	8700
Mains and Services Expenses - Lodging 8740-05414	8740-05414	8740
Distribution-Measuring and reg - Lodging 8750-05414	8750-05414	8750
Meter and house regulator expe - Lodging 8780-05414	8780-05414	8780
Customer accounts-Meter readin - Lodging 9020-05414	9020-05414	9020
A&G-Office supplies & expense - Misc Employee Expense 9210-05419	9210-05419	9210
A&G-Employee pensions and bene - Misc Employee Expense 9260-05419	9260-05419	9260
Mains expenses - Misc Employee Expense 8560-05419	8560-05419	8560
Distribution-Operation supervi - Misc Employee Expense 8700-05419	8700-05419	8700
Mains and Services Expenses - Misc Employee Expense 8740-05419	8740-05419	8740
<b>Travel &amp; Entertainment</b>		
Distribution-Operation supervi - Employee Development 8700-05420	8700-05420	8700
Sales-Supervision - Employee Development 9110-05420	9110-05420	9110
Distribution-Operation supervi - Training 8700-05421	8700-05421	8700
Mains and Services Expenses - Training 8740-05421	8740-05421	8740
Distribution-Measuring and reg - Training 8750-05421	8750-05421	8750
A&G-Office supplies & expense - Training 9210-05421	9210-05421	9210
Distribution-Operation supervi - Safety Training 8700-05426	8700-05426	8700
Mains and Services Expenses - Safety Training 8740-05426	8740-05426	8740
Distribution-Other expenses - Technical (Job Skills) Training 8800-05427	8800-05427	8800
A&G-Employee pensions and bene - Technical (Job Skills) Training 9260-05427	9260-05427	9260
<b>Training</b>		
A&G-Injuries & damages - Settlement 9250-05418	9250-05418	9250
A&G-Outside services employed - Gas Supplies Services 9230-05430	9230-05430	9230
Wells expenses - Contract Labor 8180-06111	8180-06111	8180
Compressor station expenses - Contract Labor 8180-06111	8180-06111	8180
Storage-Purification expenses - Contract Labor 8210-06111	8210-06111	8210
Storage-Maintenance of structu - Contract Labor 8310-06111	8310-06111	8310
Mains expenses - Contract Labor 8560-06111	8560-06111	8560
Transmission-Measuring and reg - Contract Labor 8570-06111	8570-06111	8570
Transmission-Maintenance of ma - Contract Labor 8630-06111	8630-06111	8630
Distribution-Operation supervi - Contract Labor 8700-06111	8700-06111	8700
Mains and Services Expenses - Contract Labor 8740-06111	8740-06111	8740
Customer accounts-Meter readin - Contract Labor 9020-06111	9020-06111	9020
A&G-Employee pensions and bene - Contract Labor 9260-06111	9260-06111	9260
A&G-Regulatory commission expe - Contract Labor 9280-06111	9280-06111	9280
Customer accounts-Customer rec - Collection Fees 9030-06112	9030-06112	9030
A&G-Outside services employed - Legal 9230-06121	9230-06121	9230
<b>Outside Services</b>		
Customer accounts-Uncollectibl - Cust Uncol Acct-Write Off 9040-09927	9040-09927	9040
<b>Provision for Bad Debt</b>		
Customer accounts-Meter readin - Misc General Expense 9020-07590	9020-07590	9020
Customer service-Operating Inf - Misc General Expense 9090-07590	9090-07590	9090
A&G-Office supplies & expense - Misc General Expense 9210-07590	9210-07590	9210
A&G-Employee pensions and bene - Misc General Expense 9260-07590	9260-07590	9260
A&G-Franchise requirements - Misc General Expense 9270-07590	9270-07590	9270
A&G-Regulatory commission expe - Misc General Expense 9280-07590	9280-07590	9280
Storage-Operation supervision - Misc General Expense 8140-07590	8140-07590	8140
Wells expenses - Misc General Expense 8160-07590	8160-07590	8160
Storage well royalties - Misc General Expense 8250-07590	8250-07590	8250
Distribution-Operation supervi - Misc General Expense 8700-07590	8700-07590	8700
Mains and Services Expenses - Misc General Expense 8740-07590	8740-07590	8740
Distribution-Measuring and reg - Misc General Expense 8750-07590	8750-07590	8750
A&G-Office supplies & expense - Vendor Comp Sales Tax 9210-07592	9210-07592	9210
Distribution-Operation supervi - Reimbursements 8700-09911	8700-09911	8700
<b>Miscellaneous</b>		
<b>Total O&amp;M Expenses Before Allocations</b>		

Accel-sub FERC

View  
Type  
Company  
Cost Center  
Kentucky Division - 009DIV

	Fiscal 2012 August	Fiscal 2012 September	Fiscal 2013 October	Fiscal 2013 November	Fiscal 2013 December	Fiscal 2013 January	Fiscal 2013 February	Budget 2013 March	Budget 2013 April	Budget 2013 May	Budget 2013 June	Budget 2013 July	Base Year
Labor	401,296	341,812	422,006	399,880	401,004	475,674	408,675	427,382	437,607	462,309	401,383	459,568	5,038,595
Employee Welfare	4,622	7,653	16,490	6,258	9,053	5,824	6,313	7,850	7,855	7,885	7,837	7,620	95,062
Benefits	183,402	155,807	249,605	221,371	235,114	282,423	243,851	253,208	259,135	273,689	237,558	272,024	2,867,186
Insurance	13,999	11,996	13,246	12,436	12,872	15,031	18,046	984	984	984	984	984	102,547
Rent, Maint., & Utilities	47,337	54,721	45,873	48,913	42,439	59,199	49,532	51,725	51,600	51,609	51,769	51,591	606,308
Vehicles & Equip	63,837	59,862	71,280	61,942	68,532	68,678	70,718	82,868	86,108	86,018	86,275	86,030	892,150
Materials & Supplies	62,172	66,989	43,522	39,518	37,741	52,262	40,390	45,464	45,464	45,464	45,464	45,464	569,915
Information Technologies	570	10,938	4,466	770	570	582	570	269	269	269	269	269	19,811
Telecom	25,144	16,437	11,797	14,400	15,656	23,891	10,228	12,488	11,312	10,169	9,828	9,441	170,791
Marketing	5,586	12,564	13,764	22,725	18,668	14,818	6,679	6,622	6,622	6,622	6,622	6,622	127,925
Directors & Shareholders &PR	0	0	27	0	40	106	0	0	0	0	0	0	173
Dues & Donations	5,471	15	285	825	2,360	13,952	2,720	9,435	2,435	1,835	1,835	1,835	43,002
Print & Postages	1,185	610	587	1,590	954	1,902	1,016	1,208	1,208	1,208	1,208	1,208	13,664
Travel & Entertainment	15,546	24,604	18,605	31,843	22,468	17,926	19,521	18,684	16,634	16,634	18,684	16,634	237,783
Training	742	796	1,077	155	53	0	977	966	1,666	966	966	966	9,331
Outside Services	141,216	905,787	146,501	168,560	284,736	134,182	125,198	123,025	153,025	133,025	133,025	133,025	2,579,306
Provision for Bad Debt	15,288	63,979	21,597	26,207	34,035	38,921	32,234	27,006	19,462	16,994	16,254	15,993	327,970
Miscellaneous	15,574	11,719	14,230	13,693	14,379	14,324	27,815	2,532	35,582	2,532	2,332	35,782	190,491
Total O&M Expenses Before Allocations	1,002,997	1,746,289	1,094,961	1,069,085	1,200,673	1,219,694	1,064,483	1,071,717	1,136,969	1,118,212	1,022,094	1,145,057	13,892,232



View  
Type  
Company  
Cost Center  
Brentwood Division - 091DIV

	Fiscal 2012 August	Fiscal 2012 September	Fiscal 2013 October	Fiscal 2013 November	Fiscal 2013 December	Fiscal 2013 January	Fiscal 2013 February	Budget 2013 March	Budget 2013 April	Budget 2013 May	Budget 2013 June	Budget 2013 July	Base Year	39.75% allocation
Labor	163,421	38,214	179,371	228,108	198,845	170,863	153,445	200,834	222,682	232,804	202,439	232,804	2,223,631	883,670
Employee Welfare	34,917	347,417	72,706	121,370	143,245	232,749	150,708	56,723	32,301	48,317	34,116	35,156	1,309,724	520,555
Benefits	352,093	243,742	-264,943	-63,049	169,867	-56,132	128,844	150,828	164,371	170,494	152,152	170,494	1,318,760	524,146
Insurance	9,764	27,082	1,617	1,087	1,087	-9,506	1,233	50,293	50,952	50,913	51,070	50,913	286,508	113,874
Rent, Maint., & Utilities	96,700	30,114	10,969	17,091	16,801	21,891	32,947	37,115	40,768	40,768	40,768	40,768	426,720	169,601
Vehicles & Equip	6,901	1,878	7,554	5,857	5,428	6,417	7,417	8,264	8,609	8,609	8,609	8,609	84,153	33,447
Materials & Supplies	21,838	20,724	23,585	11,822	36,582	26,368	11,405	22,470	22,470	22,470	22,470	22,470	284,676	105,196
Information Technologies	13,132	4,318	1,068	6,441	19,284	6,233	12,245	24,250	9,250	15,650	9,250	9,250	130,371	51,816
Telecom	47,156	33,358	22,794	33,588	29,909	27,962	29,237	60,131	60,308	60,356	60,431	60,265	525,493	208,859
Marketing	24,648	50,488	52,601	210	486	15,241	64,859	21,477	23,777	23,477	23,477	23,477	324,218	128,862
Directors & Shareholders & PR	0	0	0	0	0	0	0	0	0	0	0	0	0	-
Dues & Donations	7,444	12,144	29,865	13,265	7,266	7,972	7,772	119,050	13,300	10,020	29,237	13,495	270,830	107,642
Print & Postages	904	997	881	1,280	1,875	1,536	1,200	2,364	2,364	2,364	2,364	2,364	20,493	8,145
Travel & Entertainment	26,006	38,561	18,097	33,503	26,780	32,255	46,420	50,987	49,867	49,367	51,237	49,137	472,258	187,700
Training	3,832	5,977	628	5,248	4,231	5,879	3,869	11,072	10,177	9,062	5,334	5,729	70,838	28,155
Outside Services	337,992	268,767	283,882	266,238	259,013	317,858	330,010	345,559	316,948	316,948	316,948	316,948	3,677,110	1,461,481
Provision for Bad Debt	0	-261	0	0	0	0	0	0	0	0	0	0	-261	(104)
Miscellaneous	-2,171	-3,971	-112	-9,195	-6,452	956	-119,229	-77,546	16,844	21,440	8,100	4,728	-168,608	(67,014)
Total O&M Expenses Before Allocations	1,144,379	1,119,549	440,584	672,862	914,246	808,541	862,382	1,083,871	1,045,009	1,083,080	1,016,002	1,046,808	11,237,113	4,466,231 39.75%

View  
Type  
Company  
Cost Center  
Dallas Atmos Rate Division - 002DIV

	Fiscal 2012 August	Fiscal 2012 September	Fiscal 2013 October	Fiscal 2013 November	Fiscal 2013 December	Fiscal 2013 January	Fiscal 2013 February	Budget 2013 March	Budget 2013 April	Budget 2013 May	Budget 2013 June	Budget 2013 July	Base Year	4.95% allocation
Labor	2,913,292	2,562,608	2,996,633	2,870,054	2,919,910	3,124,333	2,575,338	2,967,380	3,114,428	3,285,745	2,857,767	3,285,745	35,473,235	1,756,766
Employee Welfare	1,127,365	4,066,691	1,896,332	2,757,322	2,809,697	1,877,767	2,510,073	1,512,279	1,497,589	2,402,583	1,631,269	1,653,005	25,741,970	1,274,838
Benefits	484,519	5,090,965	1,170,735	965,230	1,012,530	983,446	906,269	1,160,819	1,238,798	1,306,347	1,137,601	1,308,347	16,783,625	831,187
Insurance	1,103,739	4,106,295	1,111,114	1,214,803	1,215,076	226,493	1,215,165	1,284,235	1,284,236	1,284,311	1,284,311	1,302,157	16,631,934	823,675
Rent, Maint., & Utilities	455,215	417,640	469,726	428,368	439,766	406,655	403,032	463,609	463,609	463,859	464,109	464,109	5,339,697	264,442
Vehicles & Equip	8,274	3,020	13,859	9,417	8,719	8,120	5,973	5,358	5,358	5,358	7,108	5,358	88,923	4,305
Materials & Supplies	46,682	42,999	35,368	33,284	41,010	36,341	27,116	63,772	65,947	64,947	63,647	63,947	585,061	28,974
Information Technologies	669,848	711,894	1,261,018	789,556	976,307	474,243	743,191	1,149,828	1,223,482	1,170,586	1,173,612	1,146,477	11,490,044	569,030
Telecom	91,404	114,019	106,977	37,025	77,835	146,867	69,494	184,060	186,350	184,835	184,593	184,893	1,568,354	77,671
Marketing	30,970	103,686	16,932	27,161	31,408	25,111	6,727	43,157	42,707	40,457	40,457	42,707	451,479	22,359
Directors & Shareholders & PR	94,638	211,347	434,759	68,665	360,080	1,008,121	111,357	1,310,398	235,716	176,897	254,783	179,716	4,446,474	220,206
Dues & Donations	8,318	17,314	39,652	7,483	11,840	50,799	10,547	28,180	34,817	23,448	58,448	40,835	331,781	16,431
Print & Postages	17,645	15,947	14,898	15,024	17,883	18,471	17,960	20,237	20,387	20,262	20,337	20,312	219,361	10,864
Travel & Entertainment	114,728	190,319	164,373	145,593	103,434	140,767	107,213	245,545	206,916	216,083	214,582	224,383	2,073,936	102,709
Training	44,000	186,496	31,599	53,909	37,241	75,580	99,875	106,038	94,355	91,812	170,643	97,646	1,089,193	53,941
Outside Services	275,753	1,084,053	675,962	753,088	580,282	695,001	623,304	733,089	724,563	652,773	724,338	690,073	8,212,281	406,703
Provision for Bad Debt	0	0	0	0	0	0	0	0	0	0	0	0	0	-
Miscellaneous	-3,394,441	-3,682,221	-4,622,046	-4,059,428	-4,200,169	-4,585,142	-3,741,765	-4,445,484	-4,445,484	-4,445,359	-4,445,409	-4,445,484	-50,512,430	(2,501,563)
Total O&M Expenses Before Allocations	4,091,950	15,243,092	5,817,891	6,116,553	6,442,948	4,712,972	5,691,871	6,852,500	5,993,774	6,944,944	5,842,197	6,262,225	80,012,916	3,962,536 4.95%

View  
Type  
Company  
Cost Center  
Call Center Division - 012DIV

	Fiscal 2012 August	Fiscal 2012 September	Fiscal 2013 October	Fiscal 2013 November	Fiscal 2013 December	Fiscal 2013 January	Fiscal 2013 February	Budget 2013 March	Budget 2013 April	Budget 2013 May	Budget 2013 June	Budget 2013 July	Base Year	5.54% allocation
Labor	1,769,509	1,604,795	1,893,444	1,830,588	2,068,676	2,151,312	1,831,237	1,983,603	2,069,948	2,306,528	2,027,897	2,306,528	23,844,063	1,320,842
Employee Welfare	37,885	48,494	23,025	53,773	30,405	30,551	27,345	45,539	58,124	84,958	82,299	51,042	573,441	31,766
Benefits	617,415	572,536	741,710	714,710	715,941	843,493	717,310	782,106	816,150	909,430	799,570	909,430	9,139,802	506,299
Insurance	16,314	16,314	16,314	16,314	16,314	16,772	16,772	15,915	15,915	15,915	15,915	15,915	194,690	10,785
Rent, Maint., & Utilities	160,429	161,091	168,710	153,709	155,063	218,924	172,901	211,171	209,026	253,217	202,693	206,078	2,273,013	125,914
Vehicles & Equip	1,061	814	878	877	1,126	706	4,810	939	939	939	939	939	14,967	829
Materials & Supplies	8,574	29,631	6,342	9,770	5,908	8,859	11,602	9,422	9,422	9,422	9,422	9,422	127,795	7,079
Information Technologies	342,250	406,988	160,060	144,111	654,725	297,766	404,117	469	469	469	469	469	2,412,363	133,633
Telecom	94,210	91,662	90,816	88,353	65,010	165,058	89,552	7,626	7,626	7,626	7,626	7,626	722,991	40,050
Marketing	750	0	0	0	0	0	0	0	0	0	0	0	750	42
Directors & Shareholders &PR	7,146	541	63,792	7,645	541	61,788	541	6,776	69,323	6,776	6,776	69,323	300,969	16,672
Dues & Donations	937	495	50	50	430	415	140	519	249	50	748	4,980	9,063	502
Print & Postages	1,917	3,602	1,505	1,778	1,107	2,920	1,875	2,557	2,557	2,557	2,557	2,557	27,489	1,523
Travel & Entertainment	50,018	68,821	31,073	37,701	49,808	88,050	122,333	42,418	57,889	42,418	42,418	57,394	690,341	38,241
Training	18,456	3,050	11,369	137	0	45	12,422	8,825	8,826	8,825	14,825	14,826	101,606	5,628
Outside Services	214,547	434,882	276,076	393,087	494,829	476,397	432,554	441,625	367,327	60,564	56,696	92,704	3,741,287	207,249
Provision for Bad Debt	0	0	0	0	0	0	0	0	0	0	0	0	0	-
Miscellaneous	1,327	2,824	1,251	609	2,143	604	987	1,300	1,050	1,900	1,525	2,175	17,695	980
Total O&M Expenses Before Allocations	3,342,744	3,446,739	3,486,417	3,453,213	4,262,027	4,363,650	3,846,497	3,560,809	3,694,839	3,711,595	3,272,376	3,751,408	44,192,324	2,448,034
														5.54%



View  
Type  
Company  
Cost Center  
Dallas Atmos Rate Division - 002DIV

	Fiscal 2012 July	Fiscal 2012 August	Fiscal 2012 September	Fiscal 2013 October	Fiscal 2013 November	Fiscal 2013 December	Fiscal 2013 January	Fiscal 2013 February	Fiscal 2013 March	Fiscal 2013 April	Fiscal 2013 May	Fiscal 2013 June	Fiscal 2013 July	Fiscal 2013 August	Fiscal 2013 September
Labor	2,891,535	2,913,292	2,562,608	2,996,633	2,870,054	2,919,910	3,124,333	2,575,338	0	0	0	0	0	0	0
Employee Welfare	1,069,911	1,127,365	4,066,691	1,896,332	2,757,322	2,809,697	1,877,767	2,510,073	0	0	0	0	0	0	0
Benefits	751,737	484,519	5,090,985	1,170,735	965,230	1,012,530	983,446	906,269	0	0	0	0	0	0	0
Insurance	1,103,568	1,103,739	4,106,295	1,111,114	1,214,803	1,215,076	226,493	1,215,165	0	0	0	0	0	0	0
Rent, Maint., & Utilities	425,177	455,215	417,640	469,726	428,368	439,766	406,655	403,032	0	0	0	0	0	0	0
Vehicles & Equip	10,560	8,274	3,020	13,859	9,417	8,719	8,120	6,973	0	0	0	0	0	0	0
Materials & Supplies	38,128	46,682	42,999	35,368	33,284	41,010	36,341	27,116	0	0	0	0	0	0	0
Information Technologies	674,206	669,848	711,894	1,261,018	789,556	976,307	474,243	743,191	0	0	0	0	0	0	0
Telecom	95,965	91,404	114,019	106,977	37,025	77,835	146,867	69,494	0	0	0	0	0	0	0
Marketing	40,916	30,970	103,686	16,932	27,161	31,408	25,111	6,727	0	0	0	0	0	0	0
Directors & Shareholders & PR	273,922	94,638	211,347	434,759	68,665	360,060	1,008,121	111,357	0	0	0	0	0	0	0
Dues & Donations	35,911	8,318	17,314	39,652	7,483	11,940	50,799	10,547	0	0	0	0	0	0	0
Print & Postages	14,538	17,645	15,947	14,898	15,024	17,883	18,471	17,960	0	0	0	0	0	0	0
Travel & Entertainment	85,241	114,728	190,319	164,373	145,593	103,434	140,767	107,213	0	0	0	0	0	0	0
Training	79,486	44,000	186,496	31,599	53,909	37,241	75,580	99,875	0	0	0	0	0	0	0
Outside Services	616,195	275,753	1,084,053	675,962	753,088	580,282	695,001	623,304	0	0	0	0	0	0	0
Provision for Bad Debt	0	0	0	0	0	0	0	0	0	0	0	0	0	0	0
Miscellaneous	(3,183,219)	(3,394,441)	(3,682,221)	(4,622,046)	(4,059,428)	(4,200,169)	(4,585,142)	(3,741,765)	0	0	0	0	0	0	0
Total O&M Expenses Before Allocations	5,023,776	4,091,950	15,243,092	5,817,891	6,116,553	6,442,948	4,712,972	5,691,871	0	0	0	0	0	0	0

View  
Type  
Company  
Cost Center  
Call Center Division - 012DIV

	Fiscal 2012	Fiscal 2012	Fiscal 2012	Fiscal 2013	Fiscal 2013	Fiscal 2013	Fiscal 2013	Fiscal 2013	Fiscal 2013	Fiscal 2013	Fiscal 2013	Fiscal 2013	Fiscal 2013	Fiscal 2013	Fiscal 2013	Fiscal 2013
	July	August	September	October	November	December	January	February	March	April	May	June	July	August	September	
Labor	1,813,235	1,769,509	1,604,795	1,893,444	1,830,588	2,068,676	2,151,312	1,831,237	0	0	0	0	0	0	0	
Employee Welfare	40,448	37,885	48,494	23,025	53,773	30,405	30,551	27,345	0	0	0	0	0	0	0	
Benefits	634,255	617,415	572,536	741,710	714,710	715,941	843,493	717,310	0	0	0	0	0	0	0	
Insurance	15,915	16,314	16,314	16,314	16,314	16,314	16,772	16,772	0	0	0	0	0	0	0	
Rent, Maint., & Utilities	151,249	160,429	161,091	168,710	153,709	155,063	218,824	172,901	0	0	0	0	0	0	0	
Vehicles & Equip	930	1,061	814	878	877	1,126	706	4,810	0	0	0	0	0	0	0	
Materials & Supplies	7,490	8,574	29,831	6,342	9,770	5,908	8,859	11,602	0	0	0	0	0	0	0	
Information Technologies	340,047	342,250	406,988	160,060	144,111	654,725	297,766	404,117	0	0	0	0	0	0	0	
Telecom	98,368	94,210	91,862	90,816	88,353	65,010	165,058	89,552	0	0	0	0	0	0	0	
Marketing	-	750	-	0	0	0	0	0	0	0	0	0	0	0	0	
Directors & Shareholders & PR	56,292	7,146	541	63,792	7,645	541	61,788	541	0	0	0	0	0	0	0	
Dues & Donations	4,550	937	495	50	50	430	415	140	0	0	0	0	0	0	0	
Print & Postages	1,988	1,917	3,602	1,505	1,778	1,107	2,920	1,875	0	0	0	0	0	0	0	
Travel & Entertainment	32,009	50,018	68,821	31,073	37,701	49,808	88,050	122,333	0	0	0	0	0	0	0	
Training	3,565	18,456	3,050	11,369	137	-	45	12,422	0	0	0	0	0	0	0	
Outside Services	124,546	214,547	434,882	276,076	393,087	494,829	476,397	432,554	0	0	0	0	0	0	0	
Provision for Bad Debt	0	0	0	0	0	0	0	0	0	0	0	0	0	0	0	
Miscellaneous	260	1,327	2,824	1,251	609	2,143	604	987	0	0	0	0	0	0	0	
Total O&M Expenses Before Allocations	3,325,167	3,342,744	3,446,739	3,486,417	3,453,213	4,262,027	4,363,660	3,846,497	0	0	0	0	0	0	0	

View  
Type  
Company  
Cost Center  
Kentucky Division - 009DIV

	Fiscal 2012 July	Fiscal 2012 August	Fiscal 2012 September	Fiscal 2013 October	Fiscal 2013 November	Fiscal 2013 December	Fiscal 2013 January	Fiscal 2013 February	Fiscal 2013 March	Fiscal 2013 April	Fiscal 2013 May	Fiscal 2013 June	Fiscal 2013 July	Fiscal 2013 August	Fiscal 2013 September
Labor	373,550	401,296	341,812	422,006	399,880	401,004	475,674	408,675	0	0	0	0	0	0	0
Employee Welfare	4,113	4,822	7,653	16,490	6,258	9,053	5,824	6,313	0	0	0	0	0	0	0
Benefits	170,657	183,402	155,807	249,605	221,371	235,114	282,423	243,851	0	0	0	0	0	0	0
Insurance	13,744	13,999	11,996	13,246	12,436	12,872	15,031	18,046	0	0	0	0	0	0	0
Rent, Maint., & Utilities	52,080	47,337	54,721	45,873	48,913	42,439	59,199	49,532	0	0	0	0	0	0	0
Vehicles & Equip	60,565	63,837	59,862	71,280	61,942	68,532	68,678	70,718	0	0	0	0	0	0	0
Materials & Supplies	67,060	62,172	66,989	43,522	39,518	37,741	52,262	40,390	0	0	0	0	0	0	0
Information Technologies	616	570	10,938	4,466	770	570	582	570	0	0	0	0	0	0	0
Telecom	18,460	25,144	16,437	11,797	14,400	15,656	23,891	10,228	0	0	0	0	0	0	0
Marketing	7,648	5,596	12,564	13,764	22,725	18,668	14,618	6,679	0	0	0	0	0	0	0
Directors & Shareholders & PR	-	-	-	27	-	40	106	-	0	0	0	0	0	0	0
Dues & Donations	4,524	5,471	15	285	825	2,360	13,952	2,720	0	0	0	0	0	0	0
Print & Postages	972	1,185	610	587	1,590	954	1,902	1,016	0	0	0	0	0	0	0
Travel & Entertainment	17,612	15,546	24,604	18,605	31,843	22,468	17,926	19,521	0	0	0	0	0	0	0
Training	65	742	796	1,077	155	53	-	977	0	0	0	0	0	0	0
Outside Services	140,063	141,216	905,787	146,501	166,580	284,736	134,182	125,198	0	0	0	0	0	0	0
Provision for Bad Debt	(69,712)	15,288	63,979	21,597	26,207	34,035	38,921	32,234	0	0	0	0	0	0	0
Miscellaneous	29,617	15,574	11,719	14,230	13,693	14,379	14,324	27,815	0	0	0	0	0	0	0
Total O&M Expenses Before Allocations	891,623	1,002,997	1,746,289	1,094,961	1,069,085	1,200,673	1,219,894	1,064,483	0	0	0	0	0	0	0

View  
Type  
Company  
Cost Center  
Brentwood Division - 091DIV

	Fiscal 2012 July	Fiscal 2012 August	Fiscal 2012 September	Fiscal 2013 October	Fiscal 2013 November	Fiscal 2013 December	Fiscal 2013 January	Fiscal 2013 February	Fiscal 2013 March	Fiscal 2013 April	Fiscal 2013 May	Fiscal 2013 June	Fiscal 2013 July	Fiscal 2013 August	Fiscal 2013 September
Labor	164,164	163,421	38,214	179,371	229,108	198,845	170,863	153,445	0	0	0	0	0	0	0
Employee Welfare	28,748	34,917	347,417	72,706	121,370	143,245	232,749	150,708	0	0	0	0	0	0	0
Benefits	178,837	352,093	243,742	(264,943)	(63,049)	189,867	(56,132)	128,844	0	0	0	0	0	0	0
Insurance	1,210	9,764	27,082	1,617	1,087	1,087	(9,506)	1,233	0	0	0	0	0	0	0
Rent, Maint., & Utilities	13,635	96,700	30,114	10,989	17,091	16,801	21,891	32,947	0	0	0	0	0	0	0
Vehicles & Equip	9,041	6,901	1,878	7,554	5,857	5,428	6,417	7,417	0	0	0	0	0	0	0
Materials & Supplies	13,193	21,838	20,724	23,585	11,822	36,582	26,368	11,405	0	0	0	0	0	0	0
Information Technologies	1,599	13,132	4,318	1,068	6,441	19,284	6,233	12,245	0	0	0	0	0	0	0
Telecom	33,187	47,156	33,358	22,794	33,586	29,909	27,962	29,237	0	0	0	0	0	0	0
Marketing	661	24,648	50,488	52,601	210	486	15,241	64,859	0	0	0	0	0	0	0
Directors & Shareholders & PR	0	0	0	0	0	0	0	0	0	0	0	0	0	0	0
Dues & Donations	19,219	7,444	12,144	29,865	13,265	7,266	7,972	7,772	0	0	0	0	0	0	0
Print & Postages	1,134	904	997	881	1,280	1,875	1,536	1,200	0	0	0	0	0	0	0
Travel & Entertainment	30,427	26,006	38,561	18,097	33,503	26,780	32,255	46,420	0	0	0	0	0	0	0
Training	5,206	3,632	5,977	628	5,248	4,231	5,879	3,869	0	0	0	0	0	0	0
Outside Services	273,932	337,992	268,767	283,882	266,238	259,013	317,858	330,010	0	0	0	0	0	0	0
Provision for Bad Debt	53,144	-	(261)	0	0	0	0	0	0	0	0	0	0	0	0
Miscellaneous	138,835	(2,171)	(3,971)	(112)	(9,185)	(6,452)	956	(118,229)	0	0	0	0	0	0	0
Total O&M Expenses Before Allocations	966,172	1,144,379	1,119,549	440,584	672,862	914,246	808,541	862,362	0	0	0	0	0	0	0



The payments are represented for the periods from 7/1 – 6/30 and based on prior calendar year gross intrastate receipts.

7/1/12 – 6/30/13 .1754%  
7/1/11 – 6/30/12 .1529%  
7/1/10 – 6/30/11 .1583%

Sid (email of 3/18/13)

year	billed rate
2013	0.1754%
2012	0.1529%
2011	0.1583%
average	0.1622%

Division 009 - Direct Kentucky

				Whse (acct 1630)	Total O&M (g - h)	O&M %	Total impact of adj (I * J)	combined factor
1	Danville	\$ 8,593.33	Dec 13 12	\$ 103,120	35061	68,059 0.40300	27,428	0.26598
2								
3	Paducah	\$ 3,850.00	Oct 13 2	\$ 7,700	4620	3,080 0.4090	1,260	0.16360
4								
5	Total lease expense to be avoided			\$ 110,820			\$ 28,687	
6								
7	Adjustment to O & M			\$ (110,820)			\$ (28,687)	

Weather Zone Code	Weather Date	Low Temperature	High Temperature	Heating Degree Days
WCOM	1-Apr-97	31	61	19
WCOM	2-Apr-97	37	69	12
WCOM	3-Apr-97	40	75	7
WCOM	4-Apr-97	48	69	6
WCOM	5-Apr-97	59	71	0
WCOM	6-Apr-97	49	73	4
WCOM	7-Apr-97	38	55	18
WCOM	8-Apr-97	35	61	17
WCOM	9-Apr-97	28	46	28
WCOM	10-Apr-97	30	54	23
WCOM	11-Apr-97	38	75	8
WCOM	12-Apr-97	41	64	12
WCOM	13-Apr-97	34	47	24
WCOM	14-Apr-97	29	57	22
WCOM	15-Apr-97	32	64	17
WCOM	16-Apr-97	39	66	12
WCOM	17-Apr-97	34	51	22
WCOM	18-Apr-97	31	61	19
WCOM	19-Apr-97	45	64	10
WCOM	20-Apr-97	38	66	13
WCOM	21-Apr-97	49	61	10
WCOM	22-Apr-97	44	62	12
WCOM	23-Apr-97	43	62	12
WCOM	24-Apr-97	40	63	13
WCOM	25-Apr-97	42	66	11
WCOM	26-Apr-97	46	67	8
WCOM	27-Apr-97	51	60	9
WCOM	28-Apr-97	48	63	9
WCOM	29-Apr-97	41	70	9
WCOM	30-Apr-97	49	81	0
WCOM	1-May-97	47	64	9
WCOM	2-May-97	46	74	5
WCOM	3-May-97	46	61	11
WCOM	4-May-97	42	68	10
WCOM	5-May-97	46	72	6
WCOM	6-May-97	50	72	4
WCOM	7-May-97	45	74	5
WCOM	8-May-97	58	74	0
WCOM	9-May-97	47	66	8
WCOM	10-May-97	43	67	10
WCOM	11-May-97	41	73	8
WCOM	12-May-97	46	65	9
WCOM	13-May-97	42	67	10
WCOM	14-May-97	49	76	2
WCOM	15-May-97	40	68	11
WCOM	16-May-97	36	66	14
WCOM	17-May-97	51	81	0
WCOM	18-May-97	65	86	0
WCOM	19-May-97	60	82	0
WCOM	20-May-97	53	71	3
WCOM	21-May-97	48	68	7
WCOM	22-May-97	44	70	8
WCOM	23-May-97	46	78	3
WCOM	24-May-97	59	80	0
WCOM	25-May-97	66	77	0
WCOM	26-May-97	62	75	0
WCOM	27-May-97	59	70	0
WCOM	28-May-97	59	70	0
WCOM	29-May-97	56	70	2
WCOM	30-May-97	59	72	0
WCOM	31-May-97	61	68	0
WCOM	1-Jun-97	58	65	3
WCOM	2-Jun-97	57	75	0
WCOM	3-Jun-97	60	73	0
WCOM	4-Jun-97	59	66	2
WCOM	5-Jun-97	57	71	1
WCOM	6-Jun-97	59	71	0
WCOM	7-Jun-97	58	72	0
WCOM	8-Jun-97	59	74	0
WCOM	9-Jun-97	58	73	0
WCOM	10-Jun-97	60	69	0
WCOM	11-Jun-97	62	72	0
WCOM	12-Jun-97	64	80	0
WCOM	13-Jun-97	64	81	0
WCOM	14-Jun-97	61	79	0
WCOM	15-Jun-97	56	82	0
WCOM	16-Jun-97	66	81	0
WCOM	17-Jun-97	67	78	0
WCOM	18-Jun-97	66	83	0
WCOM	19-Jun-97	67	88	0
WCOM	20-Jun-97	69	88	0
WCOM	21-Jun-97	69	85	0
WCOM	22-Jun-97	68	88	0
WCOM	23-Jun-97	69	91	0
WCOM	24-Jun-97	71	91	0
WCOM	25-Jun-97	72	89	0
WCOM	26-Jun-97	70	85	0
WCOM	27-Jun-97	67	86	0
WCOM	28-Jun-97	68	85	0
WCOM	29-Jun-97	70	82	0
WCOM	30-Jun-97	71	84	0
WCOM	1-Jul-97	70	90	0
WCOM	2-Jul-97	73	92	0
WCOM	3-Jul-97	67	87	0
WCOM	4-Jul-97	62	79	0
WCOM	5-Jul-97	57	76	0
WCOM	6-Jul-97	55	80	0
WCOM	7-Jul-97	60	85	0

Weather Zone Code	Weather Date	Low Temperature	High Temperature	Heating Degree Days
WCOM	8-Jul-97	66	88	0
WCOM	9-Jul-97	67	87	0
WCOM	10-Jul-97	64	82	0
WCOM	11-Jul-97	60	85	0
WCOM	12-Jul-97	63	89	0
WCOM	13-Jul-97	89	92	0
WCOM	14-Jul-97	88	93	0
WCOM	15-Jul-97	88	89	0
WCOM	16-Jul-97	87	90	0
WCOM	17-Jul-97	66	92	0
WCOM	18-Jul-97	88	92	0
WCOM	19-Jul-97	70	93	0
WCOM	20-Jul-97	70	93	0
WCOM	21-Jul-97	73	94	0
WCOM	22-Jul-97	73	90	0
WCOM	23-Jul-97	73	89	0
WCOM	24-Jul-97	70	87	0
WCOM	25-Jul-97	69	91	0
WCOM	26-Jul-97	73	96	0
WCOM	27-Jul-97	75	99	0
WCOM	28-Jul-97	74	95	0
WCOM	29-Jul-97	70	86	0
WCOM	30-Jul-97	66	83	0
WCOM	31-Jul-97	62	86	0
WCOM	1-Aug-97	60	86	0
WCOM	2-Aug-97	62	88	0
WCOM	3-Aug-97	67	90	0
WCOM	4-Aug-97	71	91	0
WCOM	5-Aug-97	65	84	0
WCOM	6-Aug-97	59	81	0
WCOM	7-Aug-97	57	83	0
WCOM	8-Aug-97	58	79	0
WCOM	9-Aug-97	66	74	0
WCOM	10-Aug-97	66	84	0
WCOM	11-Aug-97	67	88	0
WCOM	12-Aug-97	72	86	0
WCOM	13-Aug-97	70	85	0
WCOM	14-Aug-97	68	86	0
WCOM	15-Aug-97	72	90	0
WCOM	16-Aug-97	77	91	0
WCOM	17-Aug-97	71	89	0
WCOM	18-Aug-97	68	85	0
WCOM	19-Aug-97	67	80	0
WCOM	20-Aug-97	66	78	0
WCOM	21-Aug-97	60	77	0
WCOM	22-Aug-97	56	79	0
WCOM	23-Aug-97	54	78	0
WCOM	24-Aug-97	55	81	0
WCOM	25-Aug-97	62	82	0
WCOM	26-Aug-97	67	86	0
WCOM	27-Aug-97	68	89	0
WCOM	28-Aug-97	70	89	0
WCOM	29-Aug-97	66	86	0
WCOM	30-Aug-97	63	87	0
WCOM	31-Aug-97	68	88	0
WCOM	1-Sep-97	88	92	0
WCOM	2-Sep-97	69	92	0
WCOM	3-Sep-97	56	75	0
WCOM	4-Sep-97	49	74	3
WCOM	5-Sep-97	46	80	2
WCOM	6-Sep-97	54	83	0
WCOM	7-Sep-97	59	87	0
WCOM	8-Sep-97	65	83	0
WCOM	9-Sep-97	65	78	0
WCOM	10-Sep-97	58	78	0
WCOM	11-Sep-97	54	76	0
WCOM	12-Sep-97	50	79	0
WCOM	13-Sep-97	51	81	0
WCOM	14-Sep-97	60	84	0
WCOM	15-Sep-97	63	83	0
WCOM	16-Sep-97	63	88	0
WCOM	17-Sep-97	64	82	0
WCOM	18-Sep-97	59	86	0
WCOM	19-Sep-97	63	92	0
WCOM	20-Sep-97	62	80	0
WCOM	21-Sep-97	54	74	1
WCOM	22-Sep-97	53	71	3
WCOM	23-Sep-97	57	67	3
WCOM	24-Sep-97	56	72	1
WCOM	25-Sep-97	52	77	0
WCOM	26-Sep-97	49	80	0
WCOM	27-Sep-97	53	82	0
WCOM	28-Sep-97	56	82	0
WCOM	29-Sep-97	54	80	0
WCOM	30-Sep-97	57	80	0
WCOM	1-Oct-97	47	73	5
WCOM	2-Oct-97	43	74	6
WCOM	3-Oct-97	54	82	0
WCOM	4-Oct-97	60	84	0
WCOM	5-Oct-97	59	84	0
WCOM	6-Oct-97	58	84	0
WCOM	7-Oct-97	59	85	0
WCOM	8-Oct-97	64	85	0
WCOM	9-Oct-97	64	79	0
WCOM	10-Oct-97	63	81	0
WCOM	11-Oct-97	60	84	0
WCOM	12-Oct-97	62	85	0
WCOM	13-Oct-97	50	77	1

Weather Zone Code	Weather Date	Low Temperature	High Temperature	Heating Degree Days
WCOM	14-Oct-97	41	64	12
WCOM	15-Oct-97	38	63	14
WCOM	16-Oct-97	41	63	13
WCOM	17-Oct-97	41	61	14
WCOM	18-Oct-97	37	62	15
WCOM	19-Oct-97	36	66	14
WCOM	20-Oct-97	42	67	10
WCOM	21-Oct-97	40	58	16
WCOM	22-Oct-97	29	53	24
WCOM	23-Oct-97	30	61	19
WCOM	24-Oct-97	47	57	13
WCOM	25-Oct-97	52	58	10
WCOM	26-Oct-97	44	65	10
WCOM	27-Oct-97	34	45	25
WCOM	28-Oct-97	28	54	24
WCOM	29-Oct-97	34	63	16
WCOM	30-Oct-97	34	67	14
WCOM	31-Oct-97	51	66	6
WCOM	1-Nov-97	42	64	12
WCOM	2-Nov-97	37	55	19
WCOM	3-Nov-97	36	44	25
WCOM	4-Nov-97	32	48	25
WCOM	5-Nov-97	37	58	17
WCOM	6-Nov-97	45	50	17
WCOM	7-Nov-97	42	51	18
WCOM	8-Nov-97	40	53	18
WCOM	9-Nov-97	35	53	21
WCOM	10-Nov-97	36	46	24
WCOM	11-Nov-97	36	46	24
WCOM	12-Nov-97	32	39	29
WCOM	13-Nov-97	33	38	29
WCOM	14-Nov-97	31	37	31
WCOM	15-Nov-97	32	41	28
WCOM	16-Nov-97	20	36	37
WCOM	17-Nov-97	16	39	37
WCOM	18-Nov-97	21	50	29
WCOM	19-Nov-97	29	58	21
WCOM	20-Nov-97	35	59	18
WCOM	21-Nov-97	45	52	16
WCOM	22-Nov-97	35	47	24
WCOM	23-Nov-97	27	45	29
WCOM	24-Nov-97	26	48	28
WCOM	25-Nov-97	34	61	17
WCOM	26-Nov-97	35	63	16
WCOM	27-Nov-97	24	60	23
WCOM	28-Nov-97	50	70	5
WCOM	29-Nov-97	51	65	7
WCOM	30-Nov-97	43	60	13
WCOM	1-Dec-97	33	47	25
WCOM	2-Dec-97	31	47	26
WCOM	3-Dec-97	41	52	18
WCOM	4-Dec-97	34	47	24
WCOM	5-Dec-97	25	36	34
WCOM	6-Dec-97	22	31	38
WCOM	7-Dec-97	22	36	36
WCOM	8-Dec-97	25	35	35
WCOM	9-Dec-97	35	47	24
WCOM	10-Dec-97	36	49	22
WCOM	11-Dec-97	35	38	28
WCOM	12-Dec-97	32	38	30
WCOM	13-Dec-97	24	39	33
WCOM	14-Dec-97	21	42	33
WCOM	15-Dec-97	20	48	31
WCOM	16-Dec-97	23	55	26
WCOM	17-Dec-97	27	53	25
WCOM	18-Dec-97	24	55	25
WCOM	19-Dec-97	30	61	19
WCOM	20-Dec-97	34	53	21
WCOM	21-Dec-97	32	48	25
WCOM	22-Dec-97	42	54	17
WCOM	23-Dec-97	40	44	23
WCOM	24-Dec-97	40	53	18
WCOM	25-Dec-97	36	45	24
WCOM	26-Dec-97	33	38	29
WCOM	27-Dec-97	23	37	35
WCOM	28-Dec-97	21	39	35
WCOM	29-Dec-97	27	37	33
WCOM	30-Dec-97	26	35	34
WCOM	31-Dec-97	18	33	39
WCOM	1-Jan-98	19	47	32
WCOM	2-Jan-98	40	55	17
WCOM	3-Jan-98	51	62	8
WCOM	4-Jan-98	49	67	7
WCOM	5-Jan-98	54	61	7
WCOM	6-Jan-98	57	65	4
WCOM	7-Jan-98	52	61	8
WCOM	8-Jan-98	40	54	18
WCOM	9-Jan-98	34	44	26
WCOM	10-Jan-98	33	41	28
WCOM	11-Jan-98	33	43	27
WCOM	12-Jan-98	39	57	17
WCOM	13-Jan-98	27	43	30
WCOM	14-Jan-98	25	47	29
WCOM	15-Jan-98	31	43	28
WCOM	16-Jan-98	30	34	33
WCOM	17-Jan-98	30	37	31
WCOM	18-Jan-98	31	44	27
WCOM	19-Jan-98	25	35	35

Weather Zone Code	Weather Date	Low Temperature	High Temperature	Heating Degree Days
WCOM	20-Jan-98	22	42	33
WCOM	21-Jan-98	32	47	25
WCOM	22-Jan-98	37	43	25
WCOM	23-Jan-98	32	38	30
WCOM	24-Jan-98	28	35	33
WCOM	25-Jan-98	27	43	30
WCOM	26-Jan-98	33	49	24
WCOM	27-Jan-98	33	53	22
WCOM	28-Jan-98	30	59	20
WCOM	29-Jan-98	33	52	22
WCOM	30-Jan-98	27	48	27
WCOM	31-Jan-98	24	49	28
WCOM	1-Feb-98	30	58	21
WCOM	2-Feb-98	39	54	18
WCOM	3-Feb-98	35	48	23
WCOM	4-Feb-98	30	39	30
WCOM	5-Feb-98	30	34	33
WCOM	6-Feb-98	30	34	33
WCOM	7-Feb-98	28	40	31
WCOM	8-Feb-98	22	48	30
WCOM	9-Feb-98	25	51	27
WCOM	10-Feb-98	35	49	23
WCOM	11-Feb-98	40	52	19
WCOM	12-Feb-98	37	42	25
WCOM	13-Feb-98	32	46	26
WCOM	14-Feb-98	27	52	25
WCOM	15-Feb-98	31	56	21
WCOM	16-Feb-98	43	57	15
WCOM	17-Feb-98	45	55	15
WCOM	18-Feb-98	42	47	20
WCOM	19-Feb-98	42	49	19
WCOM	20-Feb-98	42	48	20
WCOM	21-Feb-98	38	53	19
WCOM	22-Feb-98	37	54	19
WCOM	23-Feb-98	37	55	19
WCOM	24-Feb-98	34	64	16
WCOM	25-Feb-98	35	66	14
WCOM	26-Feb-98	49	69	6
WCOM	27-Feb-98	44	61	12
WCOM	28-Feb-98	36	60	17
WCOM	1-Mar-98	33	48	24
WCOM	2-Mar-98	30	40	30
WCOM	3-Mar-98	29	41	30
WCOM	4-Mar-98	29	54	23
WCOM	5-Mar-98	36	48	23
WCOM	6-Mar-98	39	57	17
WCOM	7-Mar-98	47	57	13
WCOM	8-Mar-98	46	68	8
WCOM	9-Mar-98	25	48	28
WCOM	10-Mar-98	20	32	39
WCOM	11-Mar-98	16	27	43
WCOM	12-Mar-98	12	32	43
WCOM	13-Mar-98	20	49	30
WCOM	14-Mar-98	34	51	22
WCOM	15-Mar-98	29	42	29
WCOM	16-Mar-98	37	49	22
WCOM	17-Mar-98	45	62	11
WCOM	18-Mar-98	48	65	8
WCOM	19-Mar-98	45	63	11
WCOM	20-Mar-98	36	53	20
WCOM	21-Mar-98	34	45	25
WCOM	22-Mar-98	31	53	23
WCOM	23-Mar-98	33	51	23
WCOM	24-Mar-98	33	56	20
WCOM	25-Mar-98	46	73	5
WCOM	26-Mar-98	60	78	0
WCOM	27-Mar-98	62	79	0
WCOM	28-Mar-98	64	79	0
WCOM	29-Mar-98	61	81	0
WCOM	30-Mar-98	64	81	0
WCOM	31-Mar-98	50	77	1
WCOM	1-Apr-98	46	68	8
WCOM	2-Apr-98	41	69	10
WCOM	3-Apr-98	45	63	11
WCOM	4-Apr-98	38	50	21
WCOM	5-Apr-98	32	61	18
WCOM	6-Apr-98	34	70	13
WCOM	7-Apr-98	52	75	1
WCOM	8-Apr-98	55	73	1
WCOM	9-Apr-98	46	56	14
WCOM	10-Apr-98	40	61	14
WCOM	11-Apr-98	35	66	14
WCOM	12-Apr-98	39	72	9
WCOM	13-Apr-98	55	70	2
WCOM	14-Apr-98	53	75	1
WCOM	15-Apr-98	54	76	0
WCOM	16-Apr-98	51	71	4
WCOM	17-Apr-98	44	58	14
WCOM	18-Apr-98	44	54	16
WCOM	19-Apr-98	41	61	14
WCOM	20-Apr-98	38	66	13
WCOM	21-Apr-98	42	61	13
WCOM	22-Apr-98	44	61	12
WCOM	23-Apr-98	45	68	8
WCOM	24-Apr-98	45	73	6
WCOM	25-Apr-98	52	74	2
WCOM	26-Apr-98	59	73	0
WCOM	27-Apr-98	49	63	9

Weather Zone Code	Weather Date	Low Temperature	High Temperature	Heating Degree Days
WCOM	28-Apr-98	49	62	9
WCOM	29-Apr-98	57	63	5
WCOM	30-Apr-98	54	68	4
WCOM	1-May-98	50	62	9
WCOM	2-May-98	52	76	1
WCOM	3-May-98	51	66	6
WCOM	4-May-98	49	67	7
WCOM	5-May-98	47	75	4
WCOM	6-May-98	57	72	0
WCOM	7-May-98	61	77	0
WCOM	8-May-98	60	70	0
WCOM	9-May-98	58	70	1
WCOM	10-May-98	61	76	0
WCOM	11-May-98	53	77	0
WCOM	12-May-98	51	82	0
WCOM	13-May-98	64	88	0
WCOM	14-May-98	62	88	0
WCOM	15-May-98	66	84	0
WCOM	16-May-98	63	85	0
WCOM	17-May-98	57	86	0
WCOM	18-May-98	53	87	0
WCOM	19-May-98	64	90	0
WCOM	20-May-98	67	89	0
WCOM	21-May-98	65	86	0
WCOM	22-May-98	64	79	0
WCOM	23-May-98	68	85	0
WCOM	24-May-98	67	86	0
WCOM	25-May-98	63	82	0
WCOM	26-May-98	64	72	0
WCOM	27-May-98	65	80	0
WCOM	28-May-98	63	87	0
WCOM	29-May-98	67	86	0
WCOM	30-May-98	67	87	0
WCOM	31-May-98	71	91	0
WCOM	1-Jun-98	65	83	0
WCOM	2-Jun-98	67	92	0
WCOM	3-Jun-98	67	86	0
WCOM	4-Jun-98	61	69	0
WCOM	5-Jun-98	54	75	0
WCOM	6-Jun-98	50	69	5
WCOM	7-Jun-98	48	74	4
WCOM	8-Jun-98	58	70	1
WCOM	9-Jun-98	62	83	0
WCOM	10-Jun-98	70	87	0
WCOM	11-Jun-98	71	87	0
WCOM	12-Jun-98	70	91	0
WCOM	13-Jun-98	66	84	0
WCOM	14-Jun-98	65	84	0
WCOM	15-Jun-98	65	79	0
WCOM	16-Jun-98	63	81	0
WCOM	17-Jun-98	61	88	0
WCOM	18-Jun-98	70	92	0
WCOM	19-Jun-98	68	86	0
WCOM	20-Jun-98	69	83	0
WCOM	21-Jun-98	69	88	0
WCOM	22-Jun-98	69	91	0
WCOM	23-Jun-98	72	92	0
WCOM	24-Jun-98	73	92	0
WCOM	25-Jun-98	75	94	0
WCOM	26-Jun-98	75	93	0
WCOM	27-Jun-98	75	91	0
WCOM	28-Jun-98	75	92	0
WCOM	29-Jun-98	70	91	0
WCOM	30-Jun-98	69	86	0
WCOM	1-Jul-98	69	85	0
WCOM	2-Jul-98	67	88	0
WCOM	3-Jul-98	68	86	0
WCOM	4-Jul-98	73	87	0
WCOM	5-Jul-98	70	87	0
WCOM	6-Jul-98	69	88	0
WCOM	7-Jul-98	74	91	0
WCOM	8-Jul-98	74	89	0
WCOM	9-Jul-98	73	90	0
WCOM	10-Jul-98	73	87	0
WCOM	11-Jul-98	70	83	0
WCOM	12-Jul-98	67	86	0
WCOM	13-Jul-98	68	83	0
WCOM	14-Jul-98	69	75	0
WCOM	15-Jul-98	70	79	0
WCOM	16-Jul-98	71	85	0
WCOM	17-Jul-98	68	88	0
WCOM	18-Jul-98	68	90	0
WCOM	19-Jul-98	74	95	0
WCOM	20-Jul-98	74	91	0
WCOM	21-Jul-98	75	92	0
WCOM	22-Jul-98	74	91	0
WCOM	23-Jul-98	72	86	0
WCOM	24-Jul-98	68	82	0
WCOM	25-Jul-98	66	84	0
WCOM	26-Jul-98	67	76	0
WCOM	27-Jul-98	68	82	0
WCOM	28-Jul-98	67	86	0
WCOM	29-Jul-98	70	84	0
WCOM	30-Jul-98	70	84	0
WCOM	31-Jul-98	68	83	0
WCOM	1-Aug-98	64	82	0
WCOM	2-Aug-98	62	85	0
WCOM	3-Aug-98	69	86	0

Weather Zone Code	Weather Date	Low Temperature	High Temperature	Heating Degree Days
WCOM	4-Aug-98	71	86	0
WCOM	5-Aug-98	71	88	0
WCOM	6-Aug-98	71	86	0
WCOM	7-Aug-98	71	83	0
WCOM	8-Aug-98	70	84	0
WCOM	9-Aug-98	69	85	0
WCOM	10-Aug-98	68	89	0
WCOM	11-Aug-98	70	88	0
WCOM	12-Aug-98	68	86	0
WCOM	13-Aug-98	66	86	0
WCOM	14-Aug-98	68	84	0
WCOM	15-Aug-98	65	85	0
WCOM	16-Aug-98	67	85	0
WCOM	17-Aug-98	66	88	0
WCOM	18-Aug-98	70	89	0
WCOM	19-Aug-98	67	87	0
WCOM	20-Aug-98	60	87	0
WCOM	21-Aug-98	61	90	0
WCOM	22-Aug-98	66	91	0
WCOM	23-Aug-98	67	90	0
WCOM	24-Aug-98	68	92	0
WCOM	25-Aug-98	70	95	0
WCOM	26-Aug-98	67	90	0
WCOM	27-Aug-98	63	89	0
WCOM	28-Aug-98	63	92	0
WCOM	29-Aug-98	68	87	0
WCOM	30-Aug-98	63	91	0
WCOM	31-Aug-98	64	91	0
WCOM	1-Sep-98	62	87	0
WCOM	2-Sep-98	62	88	0
WCOM	3-Sep-98	60	89	0
WCOM	4-Sep-98	62	94	0
WCOM	5-Sep-98	66	96	0
WCOM	6-Sep-98	65	96	0
WCOM	7-Sep-98	68	94	0
WCOM	8-Sep-98	56	80	0
WCOM	9-Sep-98	51	77	1
WCOM	10-Sep-98	47	82	0
WCOM	11-Sep-98	50	87	0
WCOM	12-Sep-98	55	90	0
WCOM	13-Sep-98	58	93	0
WCOM	14-Sep-98	67	92	0
WCOM	15-Sep-98	68	84	0
WCOM	16-Sep-98	67	86	0
WCOM	17-Sep-98	68	83	0
WCOM	18-Sep-98	67	90	0
WCOM	19-Sep-98	66	91	0
WCOM	20-Sep-98	69	90	0
WCOM	21-Sep-98	69	87	0
WCOM	22-Sep-98	63	85	0
WCOM	23-Sep-98	53	78	0
WCOM	24-Sep-98	48	85	0
WCOM	25-Sep-98	65	89	0
WCOM	26-Sep-98	67	91	0
WCOM	27-Sep-98	68	93	0
WCOM	28-Sep-98	66	91	0
WCOM	29-Sep-98	63	92	0
WCOM	30-Sep-98	63	89	0
WCOM	1-Oct-98	53	75	1
WCOM	2-Oct-98	49	76	2
WCOM	3-Oct-98	59	78	0
WCOM	4-Oct-98	59	81	0
WCOM	5-Oct-98	66	88	0
WCOM	6-Oct-98	63	83	0
WCOM	7-Oct-98	55	67	4
WCOM	8-Oct-98	50	63	8
WCOM	9-Oct-98	46	67	8
WCOM	10-Oct-98	43	71	8
WCOM	11-Oct-98	44	76	5
WCOM	12-Oct-98	46	77	3
WCOM	13-Oct-98	46	73	5
WCOM	14-Oct-98	42	71	8
WCOM	15-Oct-98	45	79	3
WCOM	16-Oct-98	54	83	0
WCOM	17-Oct-98	60	80	0
WCOM	18-Oct-98	54	74	1
WCOM	19-Oct-98	45	62	11
WCOM	20-Oct-98	43	69	9
WCOM	21-Oct-98	46	67	8
WCOM	22-Oct-98	37	58	17
WCOM	23-Oct-98	33	62	17
WCOM	24-Oct-98	33	69	14
WCOM	25-Oct-98	41	73	8
WCOM	26-Oct-98	40	74	8
WCOM	27-Oct-98	43	77	5
WCOM	28-Oct-98	52	77	0
WCOM	29-Oct-98	50	78	1
WCOM	30-Oct-98	55	79	0
WCOM	31-Oct-98	48	70	6
WCOM	1-Nov-98	49	72	4
WCOM	2-Nov-98	51	70	4
WCOM	3-Nov-98	43	55	16
WCOM	4-Nov-98	37	49	22
WCOM	5-Nov-98	32	47	25
WCOM	6-Nov-98	31	49	25
WCOM	7-Nov-98	27	53	25
WCOM	8-Nov-98	42	49	19
WCOM	9-Nov-98	43	63	12



Weather Zone Code	Weather Date	Low Temperature	High Temperature	Heating Degree Days
WCOM	10-Nov-98	47	70	6
WCOM	11-Nov-98	32	53	22
WCOM	12-Nov-98	28	55	23
WCOM	13-Nov-98	40	57	16
WCOM	14-Nov-98	48	60	11
WCOM	15-Nov-98	36	58	18
WCOM	16-Nov-98	33	68	14
WCOM	17-Nov-98	37	56	18
WCOM	18-Nov-98	33	67	15
WCOM	19-Nov-98	49	62	9
WCOM	20-Nov-98	36	54	20
WCOM	21-Nov-98	31	54	22
WCOM	22-Nov-98	33	60	18
WCOM	23-Nov-98	46	68	8
WCOM	24-Nov-98	36	63	15
WCOM	25-Nov-98	40	64	13
WCOM	26-Nov-98	38	63	14
WCOM	27-Nov-98	37	68	12
WCOM	28-Nov-98	39	71	10
WCOM	29-Nov-98	54	72	2
WCOM	30-Nov-98	52	66	6
WCOM	1-Dec-98	38	62	15
WCOM	2-Dec-98	35	68	13
WCOM	3-Dec-98	54	70	3
WCOM	4-Dec-98	55	74	0
WCOM	5-Dec-98	57	69	2
WCOM	6-Dec-98	61	73	0
WCOM	7-Dec-98	47	66	8
WCOM	8-Dec-98	34	48	24
WCOM	9-Dec-98	28	49	26
WCOM	10-Dec-98	29	45	28
WCOM	11-Dec-98	31	49	25
WCOM	12-Dec-98	40	47	21
WCOM	13-Dec-98	37	49	22
WCOM	14-Dec-98	30	51	24
WCOM	15-Dec-98	24	51	27
WCOM	16-Dec-98	29	52	24
WCOM	17-Dec-98	29	44	28
WCOM	18-Dec-98	29	51	25
WCOM	19-Dec-98	41	50	19
WCOM	20-Dec-98	42	54	17
WCOM	21-Dec-98	28	62	20
WCOM	22-Dec-98	14	28	44
WCOM	23-Dec-98	15	23	46
WCOM	24-Dec-98	18	31	40
WCOM	25-Dec-98	14	36	40
WCOM	26-Dec-98	21	41	34
WCOM	27-Dec-98	27	40	31
WCOM	28-Dec-98	35	41	27
WCOM	29-Dec-98	26	43	30
WCOM	30-Dec-98	14	27	44
WCOM	31-Dec-98	15	30	42
WCOM	1-Jan-99	12	31	43
WCOM	2-Jan-99	21	45	32
WCOM	3-Jan-99	16	23	45
WCOM	4-Jan-99	11	17	51
WCOM	5-Jan-99	6	27	48
WCOM	6-Jan-99	25	40	32
WCOM	7-Jan-99	23	31	38
WCOM	8-Jan-99	24	40	33
WCOM	9-Jan-99	11	26	46
WCOM	10-Jan-99	11	31	44
WCOM	11-Jan-99	18	44	34
WCOM	12-Jan-99	41	56	16
WCOM	13-Jan-99	31	56	21
WCOM	14-Jan-99	22	32	38
WCOM	15-Jan-99	20	37	36
WCOM	16-Jan-99	32	54	22
WCOM	17-Jan-99	32	59	19
WCOM	18-Jan-99	33	51	23
WCOM	19-Jan-99	28	57	22
WCOM	20-Jan-99	37	63	15
WCOM	21-Jan-99	52	68	5
WCOM	22-Jan-99	55	68	3
WCOM	23-Jan-99	41	61	14
WCOM	24-Jan-99	33	45	26
WCOM	25-Jan-99	32	47	25
WCOM	26-Jan-99	29	60	20
WCOM	27-Jan-99	50	67	6
WCOM	28-Jan-99	39	61	15
WCOM	29-Jan-99	36	45	24
WCOM	30-Jan-99	38	49	21
WCOM	31-Jan-99	41	50	19
WCOM	1-Feb-99	43	47	20
WCOM	2-Feb-99	32	50	24
WCOM	3-Feb-99	26	55	24
WCOM	4-Feb-99	31	53	23
WCOM	5-Feb-99	26	59	22
WCOM	6-Feb-99	48	65	8
WCOM	7-Feb-99	42	65	11
WCOM	8-Feb-99	37	62	15
WCOM	9-Feb-99	44	66	10
WCOM	10-Feb-99	39	69	11
WCOM	11-Feb-99	43	74	6
WCOM	12-Feb-99	29	51	25
WCOM	13-Feb-99	22	35	36
WCOM	14-Feb-99	21	45	32
WCOM	15-Feb-99	32	58	20

Weather Zone Code	Weather Date	Low Temperature	High Temperature	Heating Degree Days
WCOM	16-Feb-99	38	58	17
WCOM	17-Feb-99	32	48	25
WCOM	18-Feb-99	27	46	28
WCOM	19-Feb-99	32	49	24
WCOM	20-Feb-99	28	43	29
WCOM	21-Feb-99	25	38	33
WCOM	22-Feb-99	19	39	36
WCOM	23-Feb-99	31	39	30
WCOM	24-Feb-99	33	39	29
WCOM	25-Feb-99	33	54	21
WCOM	26-Feb-99	26	58	23
WCOM	27-Feb-99	46	65	9
WCOM	28-Feb-99	34	52	22
WCOM	1-Mar-99	34	53	21
WCOM	2-Mar-99	33	67	15
WCOM	3-Mar-99	31	44	27
WCOM	4-Mar-99	23	48	29
WCOM	5-Mar-99	36	55	19
WCOM	6-Mar-99	31	51	24
WCOM	7-Mar-99	27	42	30
WCOM	8-Mar-99	29	43	29
WCOM	9-Mar-99	35	47	24
WCOM	10-Mar-99	30	37	31
WCOM	11-Mar-99	27	45	29
WCOM	12-Mar-99	24	49	28
WCOM	13-Mar-99	33	42	27
WCOM	14-Mar-99	27	38	32
WCOM	15-Mar-99	27	48	27
WCOM	16-Mar-99	27	63	20
WCOM	17-Mar-99	45	72	6
WCOM	18-Mar-99	40	60	15
WCOM	19-Mar-99	35	55	20
WCOM	20-Mar-99	35	55	20
WCOM	21-Mar-99	36	57	18
WCOM	22-Mar-99	28	55	23
WCOM	23-Mar-99	40	50	20
WCOM	24-Mar-99	41	58	15
WCOM	25-Mar-99	34	52	22
WCOM	26-Mar-99	30	49	25
WCOM	27-Mar-99	27	57	23
WCOM	28-Mar-99	31	57	21
WCOM	29-Mar-99	42	65	11
WCOM	30-Mar-99	36	69	12
WCOM	31-Mar-99	48	59	11
WCOM	1-Apr-99	53	66	5
WCOM	2-Apr-99	51	77	1
WCOM	3-Apr-99	60	77	0
WCOM	4-Apr-99	55	74	0
WCOM	5-Apr-99	53	78	0
WCOM	6-Apr-99	51	72	3
WCOM	7-Apr-99	45	77	4
WCOM	8-Apr-99	59	77	0
WCOM	9-Apr-99	53	76	0
WCOM	10-Apr-99	49	75	3
WCOM	11-Apr-99	51	73	3
WCOM	12-Apr-99	42	60	14
WCOM	13-Apr-99	38	63	14
WCOM	14-Apr-99	47	59	12
WCOM	15-Apr-99	45	61	12
WCOM	16-Apr-99	42	53	17
WCOM	17-Apr-99	38	47	22
WCOM	18-Apr-99	39	57	17
WCOM	19-Apr-99	43	70	8
WCOM	20-Apr-99	41	72	8
WCOM	21-Apr-99	57	81	0
WCOM	22-Apr-99	63	77	0
WCOM	23-Apr-99	52	80	0
WCOM	24-Apr-99	49	67	7
WCOM	25-Apr-99	46	66	9
WCOM	26-Apr-99	53	67	5
WCOM	27-Apr-99	57	74	0
WCOM	28-Apr-99	54	71	2
WCOM	29-Apr-99	51	68	5
WCOM	30-Apr-99	45	72	6
WCOM	1-May-99	45	75	5
WCOM	2-May-99	45	78	3
WCOM	3-May-99	50	78	1
WCOM	4-May-99	57	81	0
WCOM	5-May-99	61	78	0
WCOM	6-May-99	56	73	0
WCOM	7-May-99	51	72	3
WCOM	8-May-99	50	76	2
WCOM	9-May-99	51	78	0
WCOM	10-May-99	52	82	0
WCOM	11-May-99	59	83	0
WCOM	12-May-99	60	82	0
WCOM	13-May-99	59	70	0
WCOM	14-May-99	56	70	2
WCOM	15-May-99	51	78	0
WCOM	16-May-99	59	83	0
WCOM	17-May-99	62	84	0
WCOM	18-May-99	55	75	0
WCOM	19-May-99	50	77	1
WCOM	20-May-99	50	78	1
WCOM	21-May-99	54	84	0
WCOM	22-May-99	60	79	0
WCOM	23-May-99	55	80	0
WCOM	24-May-99	52	72	3

Weather Zone Code	Weather Date	Low Temperature	High Temperature	Heating Degree Days
WCOM	25-May-99	51	73	3
WCOM	26-May-99	53	76	0
WCOM	27-May-99	48	78	2
WCOM	28-May-99	49	80	0
WCOM	29-May-99	51	85	0
WCOM	30-May-99	61	82	0
WCOM	31-May-99	67	78	0
WCOM	1-Jun-99	68	82	0
WCOM	2-Jun-99	66	84	0
WCOM	3-Jun-99	62	84	0
WCOM	4-Jun-99	65	87	0
WCOM	5-Jun-99	66	89	0
WCOM	6-Jun-99	70	90	0
WCOM	7-Jun-99	69	89	0
WCOM	8-Jun-99	70	91	0
WCOM	9-Jun-99	69	92	0
WCOM	10-Jun-99	68	93	0
WCOM	11-Jun-99	70	90	0
WCOM	12-Jun-99	71	88	0
WCOM	13-Jun-99	68	85	0
WCOM	14-Jun-99	67	81	0
WCOM	15-Jun-99	60	79	0
WCOM	16-Jun-99	57	77	0
WCOM	17-Jun-99	56	76	0
WCOM	18-Jun-99	53	78	0
WCOM	19-Jun-99	55	80	0
WCOM	20-Jun-99	64	82	0
WCOM	21-Jun-99	63	87	0
WCOM	22-Jun-99	65	89	0
WCOM	23-Jun-99	70	82	0
WCOM	24-Jun-99	70	81	0
WCOM	25-Jun-99	69	87	0
WCOM	26-Jun-99	71	83	0
WCOM	27-Jun-99	72	87	0
WCOM	28-Jun-99	71	85	0
WCOM	29-Jun-99	66	80	0
WCOM	30-Jun-99	63	83	0
WCOM	1-Jul-99	71	86	0
WCOM	2-Jul-99	72	88	0
WCOM	3-Jul-99	74	91	0
WCOM	4-Jul-99	75	91	0
WCOM	5-Jul-99	72	91	0
WCOM	6-Jul-99	73	93	0
WCOM	7-Jul-99	68	89	0
WCOM	8-Jul-99	64	90	0
WCOM	9-Jul-99	70	92	0
WCOM	10-Jul-99	68	81	0
WCOM	11-Jul-99	63	79	0
WCOM	12-Jul-99	63	82	0
WCOM	13-Jul-99	64	84	0
WCOM	14-Jul-99	64	86	0
WCOM	15-Jul-99	65	87	0
WCOM	16-Jul-99	69	90	0
WCOM	17-Jul-99	70	91	0
WCOM	18-Jul-99	71	91	0
WCOM	19-Jul-99	71	93	0
WCOM	20-Jul-99	74	93	0
WCOM	21-Jul-99	75	94	0
WCOM	22-Jul-99	74	95	0
WCOM	23-Jul-99	75	96	0
WCOM	24-Jul-99	74	94	0
WCOM	25-Jul-99	71	95	0
WCOM	26-Jul-99	71	95	0
WCOM	27-Jul-99	73	95	0
WCOM	28-Jul-99	73	93	0
WCOM	29-Jul-99	75	99	0
WCOM	30-Jul-99	76	101	0
WCOM	31-Jul-99	76	98	0
WCOM	1-Aug-99	74	92	0
WCOM	2-Aug-99	69	89	0
WCOM	3-Aug-99	64	88	0
WCOM	4-Aug-99	66	90	0
WCOM	5-Aug-99	64	89	0
WCOM	6-Aug-99	60	90	0
WCOM	7-Aug-99	63	95	0
WCOM	8-Aug-99	70	84	0
WCOM	9-Aug-99	64	85	0
WCOM	10-Aug-99	60	92	0
WCOM	11-Aug-99	69	93	0
WCOM	12-Aug-99	70	97	0
WCOM	13-Aug-99	70	97	0
WCOM	14-Aug-99	60	79	0
WCOM	15-Aug-99	56	83	0
WCOM	16-Aug-99	57	92	0
WCOM	17-Aug-99	61	96	0
WCOM	18-Aug-99	64	93	0
WCOM	19-Aug-99	68	92	0
WCOM	20-Aug-99	62	85	0
WCOM	21-Aug-99	57	88	0
WCOM	22-Aug-99	58	91	0
WCOM	23-Aug-99	65	90	0
WCOM	24-Aug-99	66	88	0
WCOM	25-Aug-99	62	84	0
WCOM	26-Aug-99	62	87	0
WCOM	27-Aug-99	63	90	0
WCOM	28-Aug-99	63	92	0
WCOM	29-Aug-99	66	95	0
WCOM	30-Aug-99	60	83	0

Weather Zone Code	Weather Date	Low Temperature	High Temperature	Heating Degree Days
WCOM	31-Aug-99	53	89	0
WCOM	1-Sep-99	61	93	0
WCOM	2-Sep-99	62	94	0
WCOM	3-Sep-99	62	95	0
WCOM	4-Sep-99	63	97	0
WCOM	5-Sep-99	63	98	0
WCOM	6-Sep-99	65	92	0
WCOM	7-Sep-99	59	91	0
WCOM	8-Sep-99	59	93	0
WCOM	9-Sep-99	57	85	0
WCOM	10-Sep-99	49	86	0
WCOM	11-Sep-99	58	86	0
WCOM	12-Sep-99	64	90	0
WCOM	13-Sep-99	54	78	0
WCOM	14-Sep-99	48	80	1
WCOM	15-Sep-99	49	83	0
WCOM	16-Sep-99	51	77	1
WCOM	17-Sep-99	46	79	2
WCOM	18-Sep-99	45	82	1
WCOM	19-Sep-99	52	88	0
WCOM	20-Sep-99	60	79	0
WCOM	21-Sep-99	50	70	5
WCOM	22-Sep-99	41	73	8
WCOM	23-Sep-99	41	79	5
WCOM	24-Sep-99	52	84	0
WCOM	25-Sep-99	50	87	0
WCOM	26-Sep-99	55	87	0
WCOM	27-Sep-99	62	87	0
WCOM	28-Sep-99	64	91	0
WCOM	29-Sep-99	46	71	6
WCOM	30-Sep-99	42	70	9
WCOM	1-Oct-99	43	77	5
WCOM	2-Oct-99	45	80	2
WCOM	3-Oct-99	49	83	0
WCOM	4-Oct-99	42	64	12
WCOM	5-Oct-99	39	66	12
WCOM	6-Oct-99	38	76	8
WCOM	7-Oct-99	42	80	4
WCOM	8-Oct-99	59	82	0
WCOM	9-Oct-99	64	70	0
WCOM	10-Oct-99	58	74	0
WCOM	11-Oct-99	53	75	1
WCOM	12-Oct-99	54	79	0
WCOM	13-Oct-99	53	82	0
WCOM	14-Oct-99	44	65	10
WCOM	15-Oct-99	44	80	3
WCOM	16-Oct-99	57	81	0
WCOM	17-Oct-99	46	64	10
WCOM	18-Oct-99	38	60	16
WCOM	19-Oct-99	39	56	17
WCOM	20-Oct-99	34	62	17
WCOM	21-Oct-99	34	68	14
WCOM	22-Oct-99	48	67	7
WCOM	23-Oct-99	36	53	20
WCOM	24-Oct-99	31	56	21
WCOM	25-Oct-99	29	63	19
WCOM	26-Oct-99	38	72	10
WCOM	27-Oct-99	39	76	7
WCOM	28-Oct-99	43	81	3
WCOM	29-Oct-99	53	78	0
WCOM	30-Oct-99	50	77	1
WCOM	31-Oct-99	51	79	0
WCOM	1-Nov-99	52	74	2
WCOM	2-Nov-99	34	55	20
WCOM	3-Nov-99	30	54	23
WCOM	4-Nov-99	36	65	14
WCOM	5-Nov-99	44	72	7
WCOM	6-Nov-99	49	75	3
WCOM	7-Nov-99	51	75	2
WCOM	8-Nov-99	50	78	1
WCOM	9-Nov-99	52	76	1
WCOM	10-Nov-99	54	75	0
WCOM	11-Nov-99	44	61	12
WCOM	12-Nov-99	42	64	12
WCOM	13-Nov-99	46	76	4
WCOM	14-Nov-99	46	72	6
WCOM	15-Nov-99	33	56	20
WCOM	16-Nov-99	32	58	20
WCOM	17-Nov-99	27	55	24
WCOM	18-Nov-99	37	68	12
WCOM	19-Nov-99	47	65	9
WCOM	20-Nov-99	45	56	14
WCOM	21-Nov-99	47	65	9
WCOM	22-Nov-99	53	70	3
WCOM	23-Nov-99	49	71	5
WCOM	24-Nov-99	42	58	15
WCOM	25-Nov-99	37	47	23
WCOM	26-Nov-99	33	51	23
WCOM	27-Nov-99	37	64	14
WCOM	28-Nov-99	37	55	19
WCOM	29-Nov-99	31	52	23
WCOM	30-Nov-99	23	44	31
WCOM	1-Dec-99	22	50	29
WCOM	2-Dec-99	34	62	17
WCOM	3-Dec-99	50	60	10
WCOM	4-Dec-99	56	67	3
WCOM	5-Dec-99	41	62	13
WCOM	6-Dec-99	28	43	29

Weather Zone Code	Weather Date	Low Temperature	High Temperature	Heating Degree Days
WCOM	7-Dec-99	25	48	28
WCOM	8-Dec-99	29	58	21
WCOM	9-Dec-99	38	62	15
WCOM	10-Dec-99	32	56	21
WCOM	11-Dec-99	26	50	27
WCOM	12-Dec-99	40	49	20
WCOM	13-Dec-99	42	46	21
WCOM	14-Dec-99	37	49	22
WCOM	15-Dec-99	36	48	23
WCOM	16-Dec-99	31	46	26
WCOM	17-Dec-99	37	57	18
WCOM	18-Dec-99	30	45	27
WCOM	19-Dec-99	32	51	23
WCOM	20-Dec-99	28	50	26
WCOM	21-Dec-99	20	31	39
WCOM	22-Dec-99	15	40	37
WCOM	23-Dec-99	21	35	37
WCOM	24-Dec-99	18	36	38
WCOM	25-Dec-99	11	34	42
WCOM	26-Dec-99	25	47	29
WCOM	27-Dec-99	20	41	34
WCOM	28-Dec-99	19	41	35
WCOM	29-Dec-99	30	48	26
WCOM	30-Dec-99	36	60	17
WCOM	31-Dec-99	32	58	20
WCOM	1-Jan-00	34	61	17
WCOM	2-Jan-00	53	68	4
WCOM	3-Jan-00	51	68	5
WCOM	4-Jan-00	28	52	25
WCOM	5-Jan-00	25	36	34
WCOM	6-Jan-00	26	49	27
WCOM	7-Jan-00	24	49	28
WCOM	8-Jan-00	26	46	29
WCOM	9-Jan-00	40	52	19
WCOM	10-Jan-00	43	59	14
WCOM	11-Jan-00	33	54	21
WCOM	12-Jan-00	29	63	19
WCOM	13-Jan-00	27	59	22
WCOM	14-Jan-00	20	38	36
WCOM	15-Jan-00	27	55	24
WCOM	16-Jan-00	37	58	17
WCOM	17-Jan-00	30	40	30
WCOM	18-Jan-00	31	38	30
WCOM	19-Jan-00	30	41	29
WCOM	20-Jan-00	15	40	37
WCOM	21-Jan-00	11	31	44
WCOM	22-Jan-00	25	33	36
WCOM	23-Jan-00	25	34	35
WCOM	24-Jan-00	12	28	45
WCOM	25-Jan-00	11	26	46
WCOM	26-Jan-00	13	28	44
WCOM	27-Jan-00	9	29	46
WCOM	28-Jan-00	18	32	40
WCOM	29-Jan-00	28	34	34
WCOM	30-Jan-00	25	32	36
WCOM	31-Jan-00	22	35	36
WCOM	1-Feb-00	21	37	36
WCOM	2-Feb-00	16	38	38
WCOM	3-Feb-00	28	50	26
WCOM	4-Feb-00	28	37	32
WCOM	5-Feb-00	22	39	34
WCOM	6-Feb-00	19	45	33
WCOM	7-Feb-00	29	56	22
WCOM	8-Feb-00	25	50	27
WCOM	9-Feb-00	25	62	21
WCOM	10-Feb-00	47	64	9
WCOM	11-Feb-00	34	55	20
WCOM	12-Feb-00	31	43	28
WCOM	13-Feb-00	38	57	17
WCOM	14-Feb-00	33	48	24
WCOM	15-Feb-00	31	59	20
WCOM	16-Feb-00	32	55	21
WCOM	17-Feb-00	30	44	28
WCOM	18-Feb-00	40	67	11
WCOM	19-Feb-00	31	41	29
WCOM	20-Feb-00	28	49	26
WCOM	21-Feb-00	25	57	24
WCOM	22-Feb-00	48	64	9
WCOM	23-Feb-00	51	67	6
WCOM	24-Feb-00	54	72	2
WCOM	25-Feb-00	56	75	0
WCOM	26-Feb-00	54	70	3
WCOM	27-Feb-00	37	59	17
WCOM	28-Feb-00	31	61	19
WCOM	29-Feb-00	37	70	11
WCOM	1-Mar-00	41	63	13
WCOM	2-Mar-00	36	55	19
WCOM	3-Mar-00	38	48	22
WCOM	4-Mar-00	36	56	19
WCOM	5-Mar-00	31	65	17
WCOM	6-Mar-00	32	71	13
WCOM	7-Mar-00	43	79	4
WCOM	8-Mar-00	54	78	0
WCOM	9-Mar-00	46	73	5
WCOM	10-Mar-00	39	60	15
WCOM	11-Mar-00	28	46	28
WCOM	12-Mar-00	24	48	29
WCOM	13-Mar-00	33	57	20

Weather Zone Code	Weather Date	Low Temperature	High Temperature	Heating Degree Days
WCOM	14-Mar-00	33	64	16
WCOM	15-Mar-00	41	70	9
WCOM	16-Mar-00	38	60	16
WCOM	17-Mar-00	33	50	23
WCOM	18-Mar-00	33	56	20
WCOM	19-Mar-00	48	56	13
WCOM	20-Mar-00	43	51	18
WCOM	21-Mar-00	41	55	17
WCOM	22-Mar-00	38	66	13
WCOM	23-Mar-00	41	71	9
WCOM	24-Mar-00	50	76	2
WCOM	25-Mar-00	49	72	4
WCOM	26-Mar-00	38	71	10
WCOM	27-Mar-00	45	62	11
WCOM	28-Mar-00	37	56	18
WCOM	29-Mar-00	32	53	22
WCOM	30-Mar-00	41	61	14
WCOM	31-Mar-00	35	66	14
WCOM	1-Apr-00	38	74	9
WCOM	2-Apr-00	57	66	3
WCOM	3-Apr-00	47	61	11
WCOM	4-Apr-00	34	51	22
WCOM	5-Apr-00	29	66	17
WCOM	6-Apr-00	54	73	1
WCOM	7-Apr-00	52	71	3
WCOM	8-Apr-00	32	54	22
WCOM	9-Apr-00	27	63	20
WCOM	10-Apr-00	39	67	12
WCOM	11-Apr-00	45	60	12
WCOM	12-Apr-00	37	55	19
WCOM	13-Apr-00	39	64	13
WCOM	14-Apr-00	48	68	7
WCOM	15-Apr-00	50	68	6
WCOM	16-Apr-00	51	72	3
WCOM	17-Apr-00	47	61	11
WCOM	18-Apr-00	44	63	11
WCOM	19-Apr-00	46	78	3
WCOM	20-Apr-00	55	79	0
WCOM	21-Apr-00	42	57	15
WCOM	22-Apr-00	37	67	13
WCOM	23-Apr-00	45	67	9
WCOM	24-Apr-00	51	57	11
WCOM	25-Apr-00	48	68	7
WCOM	26-Apr-00	41	69	10
WCOM	27-Apr-00	39	71	10
WCOM	28-Apr-00	44	71	7
WCOM	29-Apr-00	44	72	7
WCOM	30-Apr-00	43	76	5
WCOM	1-May-00	50	79	0
WCOM	2-May-00	58	77	0
WCOM	3-May-00	58	80	0
WCOM	4-May-00	59	77	0
WCOM	5-May-00	63	80	0
WCOM	6-May-00	62	81	0
WCOM	7-May-00	67	82	0
WCOM	8-May-00	70	82	0
WCOM	9-May-00	60	83	0
WCOM	10-May-00	52	73	2
WCOM	11-May-00	54	86	0
WCOM	12-May-00	70	84	0
WCOM	13-May-00	55	73	1
WCOM	14-May-00	47	68	7
WCOM	15-May-00	47	73	5
WCOM	16-May-00	53	80	0
WCOM	17-May-00	62	84	0
WCOM	18-May-00	70	84	0
WCOM	19-May-00	60	77	0
WCOM	20-May-00	52	64	7
WCOM	21-May-00	49	71	5
WCOM	22-May-00	53	82	0
WCOM	23-May-00	63	83	0
WCOM	24-May-00	67	88	0
WCOM	25-May-00	59	78	0
WCOM	26-May-00	56	75	0
WCOM	27-May-00	65	79	0
WCOM	28-May-00	60	74	0
WCOM	29-May-00	56	72	1
WCOM	30-May-00	54	82	0
WCOM	31-May-00	64	86	0
WCOM	1-Jun-00	66	89	0
WCOM	2-Jun-00	68	90	0
WCOM	3-Jun-00	59	79	0
WCOM	4-Jun-00	56	80	0
WCOM	5-Jun-00	57	76	0
WCOM	6-Jun-00	54	74	1
WCOM	7-Jun-00	51	79	0
WCOM	8-Jun-00	57	85	0
WCOM	9-Jun-00	64	89	0
WCOM	10-Jun-00	71	92	0
WCOM	11-Jun-00	72	92	0
WCOM	12-Jun-00	73	93	0
WCOM	13-Jun-00	73	94	0
WCOM	14-Jun-00	71	90	0
WCOM	15-Jun-00	70	85	0
WCOM	16-Jun-00	72	88	0
WCOM	17-Jun-00	70	80	0
WCOM	18-Jun-00	69	75	0
WCOM	19-Jun-00	66	82	0

Weather Zone Code	Weather Date	Low Temperature	High Temperature	Heating Degree Days
WCOM	20-Jun-00	71	88	0
WCOM	21-Jun-00	67	82	0
WCOM	22-Jun-00	66	87	0
WCOM	23-Jun-00	65	90	0
WCOM	24-Jun-00	69	90	0
WCOM	25-Jun-00	70	87	0
WCOM	26-Jun-00	69	88	0
WCOM	27-Jun-00	66	81	0
WCOM	28-Jun-00	64	77	0
WCOM	29-Jun-00	60	81	0
WCOM	30-Jun-00	57	81	0
WCOM	1-Jul-00	62	85	0
WCOM	2-Jul-00	66	88	0
WCOM	3-Jul-00	72	90	0
WCOM	4-Jul-00	73	90	0
WCOM	5-Jul-00	74	89	0
WCOM	6-Jul-00	72	93	0
WCOM	7-Jul-00	70	87	0
WCOM	8-Jul-00	63	88	0
WCOM	9-Jul-00	67	91	0
WCOM	10-Jul-00	70	95	0
WCOM	11-Jul-00	75	91	0
WCOM	12-Jul-00	73	91	0
WCOM	13-Jul-00	72	91	0
WCOM	14-Jul-00	70	92	0
WCOM	15-Jul-00	67	89	0
WCOM	16-Jul-00	63	87	0
WCOM	17-Jul-00	63	85	0
WCOM	18-Jul-00	71	88	0
WCOM	19-Jul-00	68	83	0
WCOM	20-Jul-00	63	81	0
WCOM	21-Jul-00	61	82	0
WCOM	22-Jul-00	59	82	0
WCOM	23-Jul-00	62	82	0
WCOM	24-Jul-00	58	84	0
WCOM	25-Jul-00	57	86	0
WCOM	26-Jul-00	61	88	0
WCOM	27-Jul-00	63	91	0
WCOM	28-Jul-00	69	87	0
WCOM	29-Jul-00	68	77	0
WCOM	30-Jul-00	68	81	0
WCOM	31-Jul-00	66	85	0
WCOM	1-Aug-00	66	86	0
WCOM	2-Aug-00	68	88	0
WCOM	3-Aug-00	69	88	0
WCOM	4-Aug-00	67	86	0
WCOM	5-Aug-00	68	85	0
WCOM	6-Aug-00	77	93	0
WCOM	7-Aug-00	73	88	0
WCOM	8-Aug-00	72	90	0
WCOM	9-Aug-00	74	94	0
WCOM	10-Aug-00	70	90	0
WCOM	11-Aug-00	65	86	0
WCOM	12-Aug-00	62	84	0
WCOM	13-Aug-00	57	83	0
WCOM	14-Aug-00	61	87	0
WCOM	15-Aug-00	65	92	0
WCOM	16-Aug-00	70	94	0
WCOM	17-Aug-00	70	97	0
WCOM	18-Aug-00	65	83	0
WCOM	19-Aug-00	61	82	0
WCOM	20-Aug-00	64	80	0
WCOM	21-Aug-00	62	86	0
WCOM	22-Aug-00	66	87	0
WCOM	23-Aug-00	71	89	0
WCOM	24-Aug-00	69	82	0
WCOM	25-Aug-00	65	86	0
WCOM	26-Aug-00	64	82	0
WCOM	27-Aug-00	69	84	0
WCOM	28-Aug-00	69	88	0
WCOM	29-Aug-00	70	95	0
WCOM	30-Aug-00	71	93	0
WCOM	31-Aug-00	69	91	0
WCOM	1-Sep-00	68	90	0
WCOM	2-Sep-00	70	92	0
WCOM	3-Sep-00	68	94	0
WCOM	4-Sep-00	68	87	0
WCOM	5-Sep-00	63	77	0
WCOM	6-Sep-00	60	84	0
WCOM	7-Sep-00	64	82	0
WCOM	8-Sep-00	67	78	0
WCOM	9-Sep-00	71	81	0
WCOM	10-Sep-00	72	84	0
WCOM	11-Sep-00	70	84	0
WCOM	12-Sep-00	67	83	0
WCOM	13-Sep-00	61	82	0
WCOM	14-Sep-00	57	85	0
WCOM	15-Sep-00	51	73	3
WCOM	16-Sep-00	46	69	7
WCOM	17-Sep-00	44	77	4
WCOM	18-Sep-00	48	83	0
WCOM	19-Sep-00	51	87	0
WCOM	20-Sep-00	58	88	0
WCOM	21-Sep-00	52	73	2
WCOM	22-Sep-00	56	84	0
WCOM	23-Sep-00	69	84	0
WCOM	24-Sep-00	61	72	0
WCOM	25-Sep-00	45	62	13

Weather Zone Code	Weather Date	Low Temperature	High Temperature	Heating Degree Days
WCOM	26-Sep-00	43	65	11
WCOM	27-Sep-00	42	72	8
WCOM	28-Sep-00	46	75	4
WCOM	29-Sep-00	47	75	4
WCOM	30-Sep-00	49	77	2
WCOM	1-Oct-00	53	80	0
WCOM	2-Oct-00	61	84	0
WCOM	3-Oct-00	62	86	0
WCOM	4-Oct-00	62	86	0
WCOM	5-Oct-00	63	86	0
WCOM	6-Oct-00	43	64	11
WCOM	7-Oct-00	37	50	21
WCOM	8-Oct-00	33	51	23
WCOM	9-Oct-00	30	56	22
WCOM	10-Oct-00	31	64	17
WCOM	11-Oct-00	32	69	14
WCOM	12-Oct-00	35	74	10
WCOM	13-Oct-00	38	80	6
WCOM	14-Oct-00	49	80	0
WCOM	15-Oct-00	53	78	0
WCOM	16-Oct-00	55	71	2
WCOM	17-Oct-00	53	69	4
WCOM	18-Oct-00	47	71	6
WCOM	19-Oct-00	43	73	7
WCOM	20-Oct-00	44	78	4
WCOM	21-Oct-00	54	75	0
WCOM	22-Oct-00	57	78	0
WCOM	23-Oct-00	58	83	0
WCOM	24-Oct-00	56	84	0
WCOM	25-Oct-00	55	81	0
WCOM	26-Oct-00	57	81	0
WCOM	27-Oct-00	57	81	0
WCOM	28-Oct-00	53	74	1
WCOM	29-Oct-00	46	70	7
WCOM	30-Oct-00	47	72	5
WCOM	31-Oct-00	53	78	0
WCOM	1-Nov-00	55	80	0
WCOM	2-Nov-00	58	77	0
WCOM	3-Nov-00	57	71	1
WCOM	4-Nov-00	42	61	13
WCOM	5-Nov-00	36	65	14
WCOM	6-Nov-00	49	64	8
WCOM	7-Nov-00	53	68	4
WCOM	8-Nov-00	52	60	9
WCOM	9-Nov-00	40	68	11
WCOM	10-Nov-00	36	43	25
WCOM	11-Nov-00	37	53	20
WCOM	12-Nov-00	33	59	19
WCOM	13-Nov-00	34	51	22
WCOM	14-Nov-00	29	47	27
WCOM	15-Nov-00	27	47	28
WCOM	16-Nov-00	34	52	22
WCOM	17-Nov-00	24	38	34
WCOM	18-Nov-00	20	37	36
WCOM	19-Nov-00	26	49	27
WCOM	20-Nov-00	27	42	30
WCOM	21-Nov-00	19	33	39
WCOM	22-Nov-00	20	48	31
WCOM	23-Nov-00	28	53	24
WCOM	24-Nov-00	36	51	21
WCOM	25-Nov-00	43	52	17
WCOM	26-Nov-00	37	51	21
WCOM	27-Nov-00	31	49	25
WCOM	28-Nov-00	30	55	22
WCOM	29-Nov-00	34	52	22
WCOM	30-Nov-00	26	44	30
WCOM	1-Dec-00	27	43	30
WCOM	2-Dec-00	29	38	31
WCOM	3-Dec-00	23	35	36
WCOM	4-Dec-00	22	37	35
WCOM	5-Dec-00	23	39	34
WCOM	6-Dec-00	22	31	38
WCOM	7-Dec-00	26	47	28
WCOM	8-Dec-00	25	46	29
WCOM	9-Dec-00	24	45	30
WCOM	10-Dec-00	36	50	22
WCOM	11-Dec-00	20	58	26
WCOM	12-Dec-00	15	24	45
WCOM	13-Dec-00	20	36	37
WCOM	14-Dec-00	26	35	34
WCOM	15-Dec-00	27	41	31
WCOM	16-Dec-00	25	51	27
WCOM	17-Dec-00	8	24	49
WCOM	18-Dec-00	11	32	43
WCOM	19-Dec-00	9	23	49
WCOM	20-Dec-00	6	27	48
WCOM	21-Dec-00	10	30	45
WCOM	22-Dec-00	5	20	52
WCOM	23-Dec-00	8	34	44
WCOM	24-Dec-00	10	30	45
WCOM	25-Dec-00	6	24	50
WCOM	26-Dec-00	19	29	41
WCOM	27-Dec-00	24	32	37
WCOM	28-Dec-00	17	30	41
WCOM	29-Dec-00	17	25	44
WCOM	30-Dec-00	15	22	46
WCOM	31-Dec-00	19	25	43
WCOM	1-Jan-01	11	24	47



Weather Zone Code	Weather Date	Low Temperature	High Temperature	Heating Degree Days
WCOM	2-Jan-01	8	25	48
WCOM	3-Jan-01	5	30	47
WCOM	4-Jan-01	16	37	38
WCOM	5-Jan-01	29	45	28
WCOM	6-Jan-01	20	47	31
WCOM	7-Jan-01	28	49	26
WCOM	8-Jan-01	24	33	36
WCOM	9-Jan-01	18	33	39
WCOM	10-Jan-01	16	43	35
WCOM	11-Jan-01	20	41	34
WCOM	12-Jan-01	32	41	28
WCOM	13-Jan-01	31	44	27
WCOM	14-Jan-01	37	48	22
WCOM	15-Jan-01	31	47	26
WCOM	16-Jan-01	27	39	32
WCOM	17-Jan-01	31	39	30
WCOM	18-Jan-01	31	42	28
WCOM	19-Jan-01	30	37	31
WCOM	20-Jan-01	18	30	41
WCOM	21-Jan-01	14	35	40
WCOM	22-Jan-01	18	43	34
WCOM	23-Jan-01	20	47	31
WCOM	24-Jan-01	25	47	29
WCOM	25-Jan-01	20	36	37
WCOM	26-Jan-01	23	46	30
WCOM	27-Jan-01	24	39	33
WCOM	28-Jan-01	23	42	32
WCOM	29-Jan-01	38	59	16
WCOM	30-Jan-01	40	55	17
WCOM	31-Jan-01	34	43	26
WCOM	1-Feb-01	25	49	28
WCOM	2-Feb-01	16	38	38
WCOM	3-Feb-01	16	45	34
WCOM	4-Feb-01	34	52	22
WCOM	5-Feb-01	31	44	27
WCOM	6-Feb-01	32	59	19
WCOM	7-Feb-01	40	63	13
WCOM	8-Feb-01	49	69	6
WCOM	9-Feb-01	32	68	15
WCOM	10-Feb-01	25	36	34
WCOM	11-Feb-01	22	39	34
WCOM	12-Feb-01	35	47	24
WCOM	13-Feb-01	43	53	17
WCOM	14-Feb-01	52	63	7
WCOM	15-Feb-01	45	57	14
WCOM	16-Feb-01	30	48	26
WCOM	17-Feb-01	21	33	38
WCOM	18-Feb-01	19	37	37
WCOM	19-Feb-01	28	59	21
WCOM	20-Feb-01	40	61	14
WCOM	21-Feb-01	32	46	26
WCOM	22-Feb-01	29	39	31
WCOM	23-Feb-01	31	43	28
WCOM	24-Feb-01	41	67	11
WCOM	25-Feb-01	41	62	13
WCOM	26-Feb-01	33	54	21
WCOM	27-Feb-01	33	50	23
WCOM	28-Feb-01	31	45	27
WCOM	1-Mar-01	27	51	26
WCOM	2-Mar-01	38	48	22
WCOM	3-Mar-01	37	51	21
WCOM	4-Mar-01	34	46	25
WCOM	5-Mar-01	28	42	30
WCOM	6-Mar-01	26	43	30
WCOM	7-Mar-01	27	49	27
WCOM	8-Mar-01	29	53	24
WCOM	9-Mar-01	25	46	29
WCOM	10-Mar-01	23	54	26
WCOM	11-Mar-01	32	65	16
WCOM	12-Mar-01	44	59	13
WCOM	13-Mar-01	42	63	12
WCOM	14-Mar-01	33	62	17
WCOM	15-Mar-01	47	58	12
WCOM	16-Mar-01	39	51	20
WCOM	17-Mar-01	33	41	28
WCOM	18-Mar-01	29	52	24
WCOM	19-Mar-01	33	56	20
WCOM	20-Mar-01	39	52	19
WCOM	21-Mar-01	39	60	15
WCOM	22-Mar-01	36	57	18
WCOM	23-Mar-01	32	65	16
WCOM	24-Mar-01	31	50	24
WCOM	25-Mar-01	25	44	30
WCOM	26-Mar-01	22	41	33
WCOM	27-Mar-01	21	48	30
WCOM	28-Mar-01	25	55	25
WCOM	29-Mar-01	42	56	16
WCOM	30-Mar-01	41	52	18
WCOM	31-Mar-01	41	56	16
WCOM	1-Apr-01	34	55	20
WCOM	2-Apr-01	42	63	12
WCOM	3-Apr-01	51	65	7
WCOM	4-Apr-01	49	69	6
WCOM	5-Apr-01	51	73	3
WCOM	6-Apr-01	64	80	0
WCOM	7-Apr-01	69	84	0
WCOM	8-Apr-01	67	83	0
WCOM	9-Apr-01	65	84	0

Weather Zone Code	Weather Date	Low Temperature	High Temperature	Heating Degree Days
WCOM	10-Apr-01	66	83	0
WCOM	11-Apr-01	68	86	0
WCOM	12-Apr-01	62	79	0
WCOM	13-Apr-01	54	73	1
WCOM	14-Apr-01	49	75	3
WCOM	15-Apr-01	48	71	5
WCOM	16-Apr-01	43	59	14
WCOM	17-Apr-01	33	49	24
WCOM	18-Apr-01	29	58	21
WCOM	19-Apr-01	38	69	11
WCOM	20-Apr-01	57	69	2
WCOM	21-Apr-01	64	76	0
WCOM	22-Apr-01	64	82	0
WCOM	23-Apr-01	55	80	0
WCOM	24-Apr-01	44	66	10
WCOM	25-Apr-01	38	66	13
WCOM	26-Apr-01	39	73	9
WCOM	27-Apr-01	48	83	0
WCOM	28-Apr-01	52	79	0
WCOM	29-Apr-01	49	80	0
WCOM	30-Apr-01	50	84	0
WCOM	1-May-01	61	81	0
WCOM	2-May-01	57	82	0
WCOM	3-May-01	55	84	0
WCOM	4-May-01	54	85	0
WCOM	5-May-01	58	85	0
WCOM	6-May-01	61	84	0
WCOM	7-May-01	60	75	0
WCOM	8-May-01	55	78	0
WCOM	9-May-01	52	79	0
WCOM	10-May-01	56	82	0
WCOM	11-May-01	63	82	0
WCOM	12-May-01	53	74	1
WCOM	13-May-01	46	74	5
WCOM	14-May-01	53	82	0
WCOM	15-May-01	61	89	0
WCOM	16-May-01	65	89	0
WCOM	17-May-01	69	85	0
WCOM	18-May-01	68	86	0
WCOM	19-May-01	66	79	0
WCOM	20-May-01	62	82	0
WCOM	21-May-01	58	78	0
WCOM	22-May-01	50	70	5
WCOM	23-May-01	51	71	4
WCOM	24-May-01	50	68	6
WCOM	25-May-01	48	67	7
WCOM	26-May-01	53	76	0
WCOM	27-May-01	55	78	0
WCOM	28-May-01	56	76	0
WCOM	29-May-01	54	79	0
WCOM	30-May-01	59	75	0
WCOM	31-May-01	61	78	0
WCOM	1-Jun-01	54	70	3
WCOM	2-Jun-01	53	75	1
WCOM	3-Jun-01	51	67	6
WCOM	4-Jun-01	59	82	0
WCOM	5-Jun-01	64	85	0
WCOM	6-Jun-01	67	84	0
WCOM	7-Jun-01	67	81	0
WCOM	8-Jun-01	64	81	0
WCOM	9-Jun-01	59	82	0
WCOM	10-Jun-01	57	83	0
WCOM	11-Jun-01	64	87	0
WCOM	12-Jun-01	67	89	0
WCOM	13-Jun-01	69	91	0
WCOM	14-Jun-01	71	91	0
WCOM	15-Jun-01	67	85	0
WCOM	16-Jun-01	60	87	0
WCOM	17-Jun-01	62	91	0
WCOM	18-Jun-01	64	91	0
WCOM	19-Jun-01	66	91	0
WCOM	20-Jun-01	68	86	0
WCOM	21-Jun-01	64	86	0
WCOM	22-Jun-01	59	76	0
WCOM	23-Jun-01	59	80	0
WCOM	24-Jun-01	58	82	0
WCOM	25-Jun-01	60	85	0
WCOM	26-Jun-01	60	84	0
WCOM	27-Jun-01	62	84	0
WCOM	28-Jun-01	62	83	0
WCOM	29-Jun-01	64	84	0
WCOM	30-Jun-01	66	86	0
WCOM	1-Jul-01	65	87	0
WCOM	2-Jul-01	62	83	0
WCOM	3-Jul-01	65	92	0
WCOM	4-Jul-01	70	87	0
WCOM	5-Jul-01	66	88	0
WCOM	6-Jul-01	61	85	0
WCOM	7-Jul-01	65	92	0
WCOM	8-Jul-01	76	96	0
WCOM	9-Jul-01	73	90	0
WCOM	10-Jul-01	71	94	0
WCOM	11-Jul-01	67	89	0
WCOM	12-Jul-01	62	80	0
WCOM	13-Jul-01	60	84	0
WCOM	14-Jul-01	58	85	0
WCOM	15-Jul-01	57	87	0
WCOM	16-Jul-01	62	88	0

Weather Zone Code	Weather Date	Low Temperature	High Temperature	Heating Degree Days
WCOM	17-Jul-01	72	89	0
WCOM	18-Jul-01	70	89	0
WCOM	19-Jul-01	70	84	0
WCOM	20-Jul-01	72	87	0
WCOM	21-Jul-01	71	90	0
WCOM	22-Jul-01	74	89	0
WCOM	23-Jul-01	74	92	0
WCOM	24-Jul-01	74	89	0
WCOM	25-Jul-01	73	90	0
WCOM	26-Jul-01	72	83	0
WCOM	27-Jul-01	72	84	0
WCOM	28-Jul-01	74	87	0
WCOM	29-Jul-01	73	88	0
WCOM	30-Jul-01	71	92	0
WCOM	31-Jul-01	71	92	0
WCOM	1-Aug-01	71	91	0
WCOM	2-Aug-01	72	92	0
WCOM	3-Aug-01	73	88	0
WCOM	4-Aug-01	70	88	0
WCOM	5-Aug-01	68	89	0
WCOM	6-Aug-01	71	91	0
WCOM	7-Aug-01	72	90	0
WCOM	8-Aug-01	73	89	0
WCOM	9-Aug-01	73	89	0
WCOM	10-Aug-01	72	87	0
WCOM	11-Aug-01	72	86	0
WCOM	12-Aug-01	71	87	0
WCOM	13-Aug-01	67	88	0
WCOM	14-Aug-01	61	83	0
WCOM	15-Aug-01	61	86	0
WCOM	16-Aug-01	65	85	0
WCOM	17-Aug-01	61	85	0
WCOM	18-Aug-01	66	86	0
WCOM	19-Aug-01	63	81	0
WCOM	20-Aug-01	59	82	0
WCOM	21-Aug-01	59	85	0
WCOM	22-Aug-01	69	92	0
WCOM	23-Aug-01	72	92	0
WCOM	24-Aug-01	70	86	0
WCOM	25-Aug-01	71	90	0
WCOM	26-Aug-01	70	89	0
WCOM	27-Aug-01	67	84	0
WCOM	28-Aug-01	66	88	0
WCOM	29-Aug-01	69	89	0
WCOM	30-Aug-01	69	85	0
WCOM	31-Aug-01	69	76	0
WCOM	1-Sep-01	67	81	0
WCOM	2-Sep-01	65	82	0
WCOM	3-Sep-01	68	82	0
WCOM	4-Sep-01	66	87	0
WCOM	5-Sep-01	67	88	0
WCOM	6-Sep-01	68	89	0
WCOM	7-Sep-01	71	87	0
WCOM	8-Sep-01	71	86	0
WCOM	9-Sep-01	64	84	0
WCOM	10-Sep-01	55	77	0
WCOM	11-Sep-01	54	83	0
WCOM	12-Sep-01	56	85	0
WCOM	13-Sep-01	58	85	0
WCOM	14-Sep-01	57	73	0
WCOM	15-Sep-01	51	75	2
WCOM	16-Sep-01	52	78	0
WCOM	17-Sep-01	57	81	0
WCOM	18-Sep-01	64	81	0
WCOM	19-Sep-01	60	74	0
WCOM	20-Sep-01	56	78	0
WCOM	21-Sep-01	59	79	0
WCOM	22-Sep-01	57	81	0
WCOM	23-Sep-01	56	85	0
WCOM	24-Sep-01	51	63	8
WCOM	25-Sep-01	42	61	13
WCOM	26-Sep-01	38	69	11
WCOM	27-Sep-01	43	76	5
WCOM	28-Sep-01	47	68	7
WCOM	29-Sep-01	46	70	7
WCOM	30-Sep-01	46	73	5
WCOM	1-Oct-01	44	78	4
WCOM	2-Oct-01	51	81	0
WCOM	3-Oct-01	54	80	0
WCOM	4-Oct-01	56	80	0
WCOM	5-Oct-01	47	72	5
WCOM	6-Oct-01	39	60	15
WCOM	7-Oct-01	35	64	15
WCOM	8-Oct-01	40	70	10
WCOM	9-Oct-01	48	72	5
WCOM	10-Oct-01	57	76	0
WCOM	11-Oct-01	62	69	0
WCOM	12-Oct-01	62	71	0
WCOM	13-Oct-01	62	73	0
WCOM	14-Oct-01	51	68	5
WCOM	15-Oct-01	43	69	9
WCOM	16-Oct-01	41	58	15
WCOM	17-Oct-01	35	57	19
WCOM	18-Oct-01	36	66	14
WCOM	19-Oct-01	48	68	7
WCOM	20-Oct-01	49	74	3
WCOM	21-Oct-01	53	77	0
WCOM	22-Oct-01	52	77	0

Weather Zone Code	Weather Date	Low Temperature	High Temperature	Heating Degree Days
WCOM	23-Oct-01	85	77	0
WCOM	24-Oct-01	51	80	0
WCOM	25-Oct-01	44	63	11
WCOM	26-Oct-01	39	55	18
WCOM	27-Oct-01	31	49	25
WCOM	28-Oct-01	28	55	23
WCOM	29-Oct-01	33	63	17
WCOM	30-Oct-01	40	67	11
WCOM	31-Oct-01	40	70	10
WCOM	1-Nov-01	56	73	0
WCOM	2-Nov-01	54	71	2
WCOM	3-Nov-01	45	69	8
WCOM	4-Nov-01	40	71	9
WCOM	5-Nov-01	39	62	14
WCOM	6-Nov-01	32	64	17
WCOM	7-Nov-01	35	69	13
WCOM	8-Nov-01	42	73	7
WCOM	9-Nov-01	35	58	18
WCOM	10-Nov-01	33	65	16
WCOM	11-Nov-01	38	60	16
WCOM	12-Nov-01	35	62	16
WCOM	13-Nov-01	35	67	14
WCOM	14-Nov-01	42	68	10
WCOM	15-Nov-01	38	68	12
WCOM	16-Nov-01	41	73	8
WCOM	17-Nov-01	44	73	6
WCOM	18-Nov-01	45	72	6
WCOM	19-Nov-01	40	62	14
WCOM	20-Nov-01	30	47	26
WCOM	21-Nov-01	28	55	23
WCOM	22-Nov-01	33	59	19
WCOM	23-Nov-01	46	66	9
WCOM	24-Nov-01	57	66	3
WCOM	25-Nov-01	41	61	14
WCOM	26-Nov-01	39	66	12
WCOM	27-Nov-01	47	64	9
WCOM	28-Nov-01	41	50	19
WCOM	29-Nov-01	47	59	12
WCOM	30-Nov-01	39	48	21
WCOM	1-Dec-01	35	53	21
WCOM	2-Dec-01	34	59	18
WCOM	3-Dec-01	36	65	14
WCOM	4-Dec-01	52	69	4
WCOM	5-Dec-01	53	71	3
WCOM	6-Dec-01	50	64	8
WCOM	7-Dec-01	48	57	12
WCOM	8-Dec-01	41	54	17
WCOM	9-Dec-01	32	46	26
WCOM	10-Dec-01	30	47	26
WCOM	11-Dec-01	31	53	23
WCOM	12-Dec-01	47	58	12
WCOM	13-Dec-01	50	60	10
WCOM	14-Dec-01	44	54	16
WCOM	15-Dec-01	40	51	19
WCOM	16-Dec-01	45	55	15
WCOM	17-Dec-01	44	57	14
WCOM	18-Dec-01	34	51	22
WCOM	19-Dec-01	32	48	25
WCOM	20-Dec-01	26	46	29
WCOM	21-Dec-01	29	53	24
WCOM	22-Dec-01	35	58	18
WCOM	23-Dec-01	32	49	24
WCOM	24-Dec-01	25	36	34
WCOM	25-Dec-01	19	30	40
WCOM	26-Dec-01	17	32	40
WCOM	27-Dec-01	23	38	34
WCOM	28-Dec-01	27	46	28
WCOM	29-Dec-01	18	35	38
WCOM	30-Dec-01	14	27	44
WCOM	31-Dec-01	15	27	44
WCOM	1-Jan-02	12	30	44
WCOM	2-Jan-02	14	33	41
WCOM	3-Jan-02	17	33	40
WCOM	4-Jan-02	15	38	38
WCOM	5-Jan-02	27	45	29
WCOM	6-Jan-02	32	36	31
WCOM	7-Jan-02	23	34	36
WCOM	8-Jan-02	22	43	32
WCOM	9-Jan-02	37	58	17
WCOM	10-Jan-02	43	54	16
WCOM	11-Jan-02	28	45	28
WCOM	12-Jan-02	27	49	27
WCOM	13-Jan-02	26	48	28
WCOM	14-Jan-02	37	52	20
WCOM	15-Jan-02	28	46	28
WCOM	16-Jan-02	25	50	27
WCOM	17-Jan-02	28	43	29
WCOM	18-Jan-02	21	40	34
WCOM	19-Jan-02	29	35	33
WCOM	20-Jan-02	29	38	31
WCOM	21-Jan-02	33	49	24
WCOM	22-Jan-02	30	55	22
WCOM	23-Jan-02	47	64	9
WCOM	24-Jan-02	33	59	19
WCOM	25-Jan-02	26	47	28
WCOM	26-Jan-02	28	53	24
WCOM	27-Jan-02	31	58	20
WCOM	28-Jan-02	44	66	10

Weather Zone Code	Weather Date	Low Temperature	High Temperature	Heating Degree Days
WCOM	29-Jan-02	50	69	0
WCOM	30-Jan-02	50	62	9
WCOM	31-Jan-02	55	68	3
WCOM	1-Feb-02	32	54	22
WCOM	2-Feb-02	27	41	31
WCOM	3-Feb-02	33	44	26
WCOM	4-Feb-02	25	36	34
WCOM	5-Feb-02	23	35	36
WCOM	6-Feb-02	29	36	32
WCOM	7-Feb-02	31	48	25
WCOM	8-Feb-02	28	55	23
WCOM	9-Feb-02	31	61	19
WCOM	10-Feb-02	37	51	21
WCOM	11-Feb-02	31	44	27
WCOM	12-Feb-02	31	54	22
WCOM	13-Feb-02	27	43	30
WCOM	14-Feb-02	22	48	30
WCOM	15-Feb-02	33	54	21
WCOM	16-Feb-02	31	57	21
WCOM	17-Feb-02	30	49	25
WCOM	18-Feb-02	28	57	22
WCOM	19-Feb-02	45	60	12
WCOM	20-Feb-02	44	61	12
WCOM	21-Feb-02	36	52	21
WCOM	22-Feb-02	28	42	30
WCOM	23-Feb-02	24	49	28
WCOM	24-Feb-02	30	62	19
WCOM	25-Feb-02	37	63	15
WCOM	26-Feb-02	19	39	36
WCOM	27-Feb-02	16	26	44
WCOM	28-Feb-02	17	40	36
WCOM	1-Mar-02	25	50	27
WCOM	2-Mar-02	30	51	24
WCOM	3-Mar-02	17	32	40
WCOM	4-Mar-02	12	31	43
WCOM	5-Mar-02	27	55	24
WCOM	6-Mar-02	38	60	16
WCOM	7-Mar-02	48	68	7
WCOM	8-Mar-02	52	73	2
WCOM	9-Mar-02	32	66	16
WCOM	10-Mar-02	27	45	29
WCOM	11-Mar-02	26	54	25
WCOM	12-Mar-02	42	51	18
WCOM	13-Mar-02	44	59	13
WCOM	14-Mar-02	40	70	10
WCOM	15-Mar-02	49	68	6
WCOM	16-Mar-02	41	53	18
WCOM	17-Mar-02	42	57	15
WCOM	18-Mar-02	49	54	13
WCOM	19-Mar-02	49	55	13
WCOM	20-Mar-02	43	54	16
WCOM	21-Mar-02	24	49	28
WCOM	22-Mar-02	20	37	36
WCOM	23-Mar-02	23	52	27
WCOM	24-Mar-02	32	65	16
WCOM	25-Mar-02	42	61	13
WCOM	26-Mar-02	32	52	23
WCOM	27-Mar-02	29	47	27
WCOM	28-Mar-02	33	63	17
WCOM	29-Mar-02	48	71	5
WCOM	30-Mar-02	41	58	15
WCOM	31-Mar-02	43	58	14
WCOM	1-Apr-02	36	62	16
WCOM	2-Apr-02	43	76	5
WCOM	3-Apr-02	34	46	25
WCOM	4-Apr-02	31	49	25
WCOM	5-Apr-02	30	53	23
WCOM	6-Apr-02	33	53	22
WCOM	7-Apr-02	35	67	14
WCOM	8-Apr-02	56	69	2
WCOM	9-Apr-02	47	66	8
WCOM	10-Apr-02	42	68	10
WCOM	11-Apr-02	44	77	4
WCOM	12-Apr-02	60	75	0
WCOM	13-Apr-02	59	72	0
WCOM	14-Apr-02	61	73	0
WCOM	15-Apr-02	63	82	0
WCOM	16-Apr-02	64	82	0
WCOM	17-Apr-02	67	81	0
WCOM	18-Apr-02	63	84	0
WCOM	19-Apr-02	68	79	0
WCOM	20-Apr-02	65	79	0
WCOM	21-Apr-02	59	81	0
WCOM	22-Apr-02	47	62	10
WCOM	23-Apr-02	42	66	11
WCOM	24-Apr-02	52	72	3
WCOM	25-Apr-02	45	61	12
WCOM	26-Apr-02	44	59	13
WCOM	27-Apr-02	50	70	5
WCOM	28-Apr-02	51	77	1
WCOM	29-Apr-02	45	65	10
WCOM	30-Apr-02	47	74	4
WCOM	1-May-02	60	76	0
WCOM	2-May-02	49	75	3
WCOM	3-May-02	46	61	11
WCOM	4-May-02	49	69	6
WCOM	5-May-02	49	76	2
WCOM	6-May-02	61	77	0

Weather Zone Code	Weather Date	Low Temperature	High Temperature	Heating Degree Days
WCOM	7-May-02	65	77	0
WCOM	8-May-02	65	83	0
WCOM	9-May-02	57	75	0
WCOM	10-May-02	51	65	7
WCOM	11-May-02	53	81	0
WCOM	12-May-02	67	80	0
WCOM	13-May-02	47	67	8
WCOM	14-May-02	46	69	7
WCOM	15-May-02	46	74	5
WCOM	16-May-02	60	77	0
WCOM	17-May-02	47	68	7
WCOM	18-May-02	42	59	14
WCOM	19-May-02	39	63	14
WCOM	20-May-02	43	62	12
WCOM	21-May-02	43	60	13
WCOM	22-May-02	41	68	10
WCOM	23-May-02	51	76	1
WCOM	24-May-02	58	79	0
WCOM	25-May-02	60	82	0
WCOM	26-May-02	59	76	0
WCOM	27-May-02	61	82	0
WCOM	28-May-02	63	82	0
WCOM	29-May-02	64	80	0
WCOM	30-May-02	65	83	0
WCOM	31-May-02	64	87	0
WCOM	1-Jun-02	68	88	0
WCOM	2-Jun-02	71	89	0
WCOM	3-Jun-02	71	90	0
WCOM	4-Jun-02	73	92	0
WCOM	5-Jun-02	67	87	0
WCOM	6-Jun-02	60	73	0
WCOM	7-Jun-02	57	77	0
WCOM	8-Jun-02	58	85	0
WCOM	9-Jun-02	70	86	0
WCOM	10-Jun-02	67	86	0
WCOM	11-Jun-02	68	85	0
WCOM	12-Jun-02	70	87	0
WCOM	13-Jun-02	70	86	0
WCOM	14-Jun-02	64	78	0
WCOM	15-Jun-02	58	80	0
WCOM	16-Jun-02	60	78	0
WCOM	17-Jun-02	56	81	0
WCOM	18-Jun-02	59	85	0
WCOM	19-Jun-02	63	88	0
WCOM	20-Jun-02	67	90	0
WCOM	21-Jun-02	66	91	0
WCOM	22-Jun-02	65	90	0
WCOM	23-Jun-02	65	88	0
WCOM	24-Jun-02	71	90	0
WCOM	25-Jun-02	70	86	0
WCOM	26-Jun-02	70	88	0
WCOM	27-Jun-02	71	84	0
WCOM	28-Jun-02	70	84	0
WCOM	29-Jun-02	70	88	0
WCOM	30-Jun-02	72	91	0
WCOM	1-Jul-02	71	92	0
WCOM	2-Jul-02	73	92	0
WCOM	3-Jul-02	72	89	0
WCOM	4-Jul-02	71	93	0
WCOM	5-Jul-02	72	94	0
WCOM	6-Jul-02	72	91	0
WCOM	7-Jul-02	67	91	0
WCOM	8-Jul-02	67	93	0
WCOM	9-Jul-02	73	92	0
WCOM	10-Jul-02	73	88	0
WCOM	11-Jul-02	69	86	0
WCOM	12-Jul-02	69	80	0
WCOM	13-Jul-02	69	81	0
WCOM	14-Jul-02	68	85	0
WCOM	15-Jul-02	68	88	0
WCOM	16-Jul-02	69	88	0
WCOM	17-Jul-02	72	86	0
WCOM	18-Jul-02	72	84	0
WCOM	19-Jul-02	69	84	0
WCOM	20-Jul-02	71	91	0
WCOM	21-Jul-02	73	92	0
WCOM	22-Jul-02	76	91	0
WCOM	23-Jul-02	72	86	0
WCOM	24-Jul-02	71	86	0
WCOM	25-Jul-02	70	89	0
WCOM	26-Jul-02	73	89	0
WCOM	27-Jul-02	76	92	0
WCOM	28-Jul-02	76	92	0
WCOM	29-Jul-02	75	90	0
WCOM	30-Jul-02	73	90	0
WCOM	31-Jul-02	71	89	0
WCOM	1-Aug-02	73	93	0
WCOM	2-Aug-02	72	94	0
WCOM	3-Aug-02	73	96	0
WCOM	4-Aug-02	74	96	0
WCOM	5-Aug-02	73	96	0
WCOM	6-Aug-02	71	88	0
WCOM	7-Aug-02	62	85	0
WCOM	8-Aug-02	61	86	0
WCOM	9-Aug-02	62	88	0
WCOM	10-Aug-02	63	91	0
WCOM	11-Aug-02	72	87	0
WCOM	12-Aug-02	70	90	0

Weather Zone Code	Weather Date	Low Temperature	High Temperature	Heating Degree Days
WCOM	13-Aug-02	71	86	0
WCOM	14-Aug-02	70	82	0
WCOM	15-Aug-02	70	85	0
WCOM	16-Aug-02	73	83	0
WCOM	17-Aug-02	72	87	0
WCOM	18-Aug-02	72	86	0
WCOM	19-Aug-02	70	87	0
WCOM	20-Aug-02	71	89	0
WCOM	21-Aug-02	70	92	0
WCOM	22-Aug-02	72	93	0
WCOM	23-Aug-02	73	88	0
WCOM	24-Aug-02	72	88	0
WCOM	25-Aug-02	71	86	0
WCOM	26-Aug-02	67	84	0
WCOM	27-Aug-02	65	85	0
WCOM	28-Aug-02	66	84	0
WCOM	29-Aug-02	66	85	0
WCOM	30-Aug-02	66	86	0
WCOM	31-Aug-02	68	88	0
WCOM	1-Sep-02	69	90	0
WCOM	2-Sep-02	70	91	0
WCOM	3-Sep-02	70	91	0
WCOM	4-Sep-02	70	91	0
WCOM	5-Sep-02	64	91	0
WCOM	6-Sep-02	61	92	0
WCOM	7-Sep-02	68	92	0
WCOM	8-Sep-02	67	92	0
WCOM	9-Sep-02	69	93	0
WCOM	10-Sep-02	68	94	0
WCOM	11-Sep-02	66	83	0
WCOM	12-Sep-02	57	84	0
WCOM	13-Sep-02	59	86	0
WCOM	14-Sep-02	70	85	0
WCOM	15-Sep-02	69	83	0
WCOM	16-Sep-02	67	82	0
WCOM	17-Sep-02	67	77	0
WCOM	18-Sep-02	69	84	0
WCOM	19-Sep-02	72	85	0
WCOM	20-Sep-02	63	80	0
WCOM	21-Sep-02	62	79	0
WCOM	22-Sep-02	56	75	0
WCOM	23-Sep-02	49	74	3
WCOM	24-Sep-02	48	74	4
WCOM	25-Sep-02	57	71	1
WCOM	26-Sep-02	61	68	0
WCOM	27-Sep-02	63	77	0
WCOM	28-Sep-02	59	79	0
WCOM	29-Sep-02	58	83	0
WCOM	30-Sep-02	60	81	0
WCOM	1-Oct-02	67	81	0
WCOM	2-Oct-02	65	86	0
WCOM	3-Oct-02	67	85	0
WCOM	4-Oct-02	64	83	0
WCOM	5-Oct-02	50	71	4
WCOM	6-Oct-02	47	73	5
WCOM	7-Oct-02	47	64	9
WCOM	8-Oct-02	45	69	8
WCOM	9-Oct-02	55	67	4
WCOM	10-Oct-02	58	63	4
WCOM	11-Oct-02	62	68	0
WCOM	12-Oct-02	60	72	0
WCOM	13-Oct-02	40	60	15
WCOM	14-Oct-02	37	63	15
WCOM	15-Oct-02	46	63	10
WCOM	16-Oct-02	42	59	14
WCOM	17-Oct-02	42	58	15
WCOM	18-Oct-02	38	67	12
WCOM	19-Oct-02	50	61	9
WCOM	20-Oct-02	46	57	13
WCOM	21-Oct-02	42	62	13
WCOM	22-Oct-02	39	67	12
WCOM	23-Oct-02	42	65	11
WCOM	24-Oct-02	48	61	10
WCOM	25-Oct-02	52	65	6
WCOM	26-Oct-02	52	59	9
WCOM	27-Oct-02	47	58	12
WCOM	28-Oct-02	48	61	10
WCOM	29-Oct-02	45	59	13
WCOM	30-Oct-02	43	48	19
WCOM	31-Oct-02	44	48	19
WCOM	1-Nov-02	33	48	24
WCOM	2-Nov-02	26	47	28
WCOM	3-Nov-02	39	45	23
WCOM	4-Nov-02	44	48	19
WCOM	5-Nov-02	45	52	16
WCOM	6-Nov-02	36	47	23
WCOM	7-Nov-02	33	60	18
WCOM	8-Nov-02	43	66	10
WCOM	9-Nov-02	56	70	2
WCOM	10-Nov-02	54	76	0
WCOM	11-Nov-02	42	59	14
WCOM	12-Nov-02	34	48	24
WCOM	13-Nov-02	32	59	19
WCOM	14-Nov-02	41	60	14
WCOM	15-Nov-02	41	50	19
WCOM	16-Nov-02	36	46	24
WCOM	17-Nov-02	26	42	31

Weather Zone Code	Weather Date	Low Temperature	High Temperature	Heating Degree Days
WCOM	18-Nov-02	27	59	22
WCOM	19-Nov-02	37	59	17
WCOM	20-Nov-02	33	60	18
WCOM	21-Nov-02	38	59	16
WCOM	22-Nov-02	28	42	30
WCOM	23-Nov-02	25	55	25
WCOM	24-Nov-02	32	62	18
WCOM	25-Nov-02	34	45	25
WCOM	26-Nov-02	32	39	29
WCOM	27-Nov-02	25	37	34
WCOM	28-Nov-02	22	41	33
WCOM	29-Nov-02	32	58	20
WCOM	30-Nov-02	27	50	26
WCOM	1-Dec-02	19	37	37
WCOM	2-Dec-02	30	50	25
WCOM	3-Dec-02	28	36	33
WCOM	4-Dec-02	26	32	36
WCOM	5-Dec-02	16	31	41
WCOM	6-Dec-02	13	36	40
WCOM	7-Dec-02	21	41	34
WCOM	8-Dec-02	26	44	30
WCOM	9-Dec-02	23	43	32
WCOM	10-Dec-02	32	38	30
WCOM	11-Dec-02	31	39	30
WCOM	12-Dec-02	31	42	28
WCOM	13-Dec-02	33	39	29
WCOM	14-Dec-02	31	45	27
WCOM	15-Dec-02	31	55	22
WCOM	16-Dec-02	33	54	21
WCOM	17-Dec-02	47	60	11
WCOM	18-Dec-02	51	61	9
WCOM	19-Dec-02	41	57	16
WCOM	20-Dec-02	35	48	23
WCOM	21-Dec-02	33	52	22
WCOM	22-Dec-02	31	49	25
WCOM	23-Dec-02	26	43	30
WCOM	24-Dec-02	29	37	32
WCOM	25-Dec-02	25	30	37
WCOM	26-Dec-02	22	30	39
WCOM	27-Dec-02	20	37	36
WCOM	28-Dec-02	26	51	26
WCOM	29-Dec-02	33	58	19
WCOM	30-Dec-02	49	59	11
WCOM	31-Dec-02	38	57	17
WCOM	1-Jan-03	37	45	24
WCOM	2-Jan-03	31	40	29
WCOM	3-Jan-03	25	33	36
WCOM	4-Jan-03	23	43	32
WCOM	5-Jan-03	33	45	26
WCOM	6-Jan-03	26	40	32
WCOM	7-Jan-03	21	42	33
WCOM	8-Jan-03	36	58	18
WCOM	9-Jan-03	36	57	18
WCOM	10-Jan-03	24	37	34
WCOM	11-Jan-03	17	31	41
WCOM	12-Jan-03	13	33	42
WCOM	13-Jan-03	23	43	32
WCOM	14-Jan-03	21	37	36
WCOM	15-Jan-03	14	32	42
WCOM	16-Jan-03	22	30	39
WCOM	17-Jan-03	6	24	50
WCOM	18-Jan-03	4	25	50
WCOM	19-Jan-03	11	41	39
WCOM	20-Jan-03	31	49	25
WCOM	21-Jan-03	23	38	34
WCOM	22-Jan-03	13	27	45
WCOM	23-Jan-03	3	13	57
WCOM	24-Jan-03	0	18	56
WCOM	25-Jan-03	14	33	41
WCOM	26-Jan-03	11	31	44
WCOM	27-Jan-03	5	28	48
WCOM	28-Jan-03	25	47	29
WCOM	29-Jan-03	31	46	26
WCOM	30-Jan-03	28	38	32
WCOM	31-Jan-03	28	41	30
WCOM	1-Feb-03	36	45	24
WCOM	2-Feb-03	38	64	14
WCOM	3-Feb-03	47	59	12
WCOM	4-Feb-03	28	42	30
WCOM	5-Feb-03	20	35	37
WCOM	6-Feb-03	28	35	33
WCOM	7-Feb-03	10	32	44
WCOM	8-Feb-03	6	29	47
WCOM	9-Feb-03	17	36	38
WCOM	10-Feb-03	27	37	33
WCOM	11-Feb-03	25	45	30
WCOM	12-Feb-03	22	43	32
WCOM	13-Feb-03	21	52	28
WCOM	14-Feb-03	36	53	20
WCOM	15-Feb-03	32	53	22
WCOM	16-Feb-03	25	32	36
WCOM	17-Feb-03	23	29	39
WCOM	18-Feb-03	27	38	32
WCOM	19-Feb-03	32	38	30
WCOM	20-Feb-03	33	41	28
WCOM	21-Feb-03	38	48	22
WCOM	22-Feb-03	32	49	24
WCOM	23-Feb-03	31	35	32



Weather Zone Code	Weather Date	Low Temperature	High Temperature	Heating Degree Days
WCOM	24-Feb-03	21	36	36
WCOM	25-Feb-03	16	26	44
WCOM	26-Feb-03	23	31	38
WCOM	27-Feb-03	30	37	31
WCOM	28-Feb-03	32	39	29
WCOM	1-Mar-03	36	45	24
WCOM	2-Mar-03	28	42	30
WCOM	3-Mar-03	21	45	32
WCOM	4-Mar-03	28	59	21
WCOM	5-Mar-03	37	56	18
WCOM	6-Mar-03	29	40	30
WCOM	7-Mar-03	25	53	26
WCOM	8-Mar-03	31	70	14
WCOM	9-Mar-03	26	47	28
WCOM	10-Mar-03	20	39	35
WCOM	11-Mar-03	30	55	22
WCOM	12-Mar-03	40	69	10
WCOM	13-Mar-03	42	63	12
WCOM	14-Mar-03	37	52	20
WCOM	15-Mar-03	40	65	12
WCOM	16-Mar-03	42	71	8
WCOM	17-Mar-03	47	67	8
WCOM	18-Mar-03	54	65	5
WCOM	19-Mar-03	55	70	2
WCOM	20-Mar-03	50	73	3
WCOM	21-Mar-03	42	58	15
WCOM	22-Mar-03	38	64	14
WCOM	23-Mar-03	38	67	12
WCOM	24-Mar-03	45	74	5
WCOM	25-Mar-03	48	72	5
WCOM	26-Mar-03	41	64	12
WCOM	27-Mar-03	36	73	10
WCOM	28-Mar-03	44	73	6
WCOM	29-Mar-03	36	50	22
WCOM	30-Mar-03	29	46	27
WCOM	31-Mar-03	27	58	22
WCOM	1-Apr-03	49	75	3
WCOM	2-Apr-03	56	73	0
WCOM	3-Apr-03	57	74	0
WCOM	4-Apr-03	55	75	0
WCOM	5-Apr-03	38	59	16
WCOM	6-Apr-03	35	48	23
WCOM	7-Apr-03	47	68	7
WCOM	8-Apr-03	41	54	17
WCOM	9-Apr-03	35	44	25
WCOM	10-Apr-03	37	60	16
WCOM	11-Apr-03	39	68	11
WCOM	12-Apr-03	40	75	7
WCOM	13-Apr-03	44	72	7
WCOM	14-Apr-03	45	82	1
WCOM	15-Apr-03	54	82	0
WCOM	16-Apr-03	58	78	0
WCOM	17-Apr-03	54	68	4
WCOM	18-Apr-03	52	68	5
WCOM	19-Apr-03	53	77	0
WCOM	20-Apr-03	57	78	0
WCOM	21-Apr-03	50	66	7
WCOM	22-Apr-03	43	62	12
WCOM	23-Apr-03	37	66	13
WCOM	24-Apr-03	46	62	11
WCOM	25-Apr-03	51	66	6
WCOM	26-Apr-03	48	68	7
WCOM	27-Apr-03	43	74	6
WCOM	28-Apr-03	48	79	1
WCOM	29-Apr-03	58	81	0
WCOM	30-Apr-03	60	81	0
WCOM	1-May-03	58	80	0
WCOM	2-May-03	56	72	1
WCOM	3-May-03	51	68	5
WCOM	4-May-03	49	70	5
WCOM	5-May-03	60	81	0
WCOM	6-May-03	61	77	0
WCOM	7-May-03	60	75	0
WCOM	8-May-03	58	77	0
WCOM	9-May-03	71	82	0
WCOM	10-May-03	70	83	0
WCOM	11-May-03	58	74	0
WCOM	12-May-03	53	70	3
WCOM	13-May-03	48	74	4
WCOM	14-May-03	56	72	1
WCOM	15-May-03	60	77	0
WCOM	16-May-03	57	76	0
WCOM	17-May-03	63	72	0
WCOM	18-May-03	64	76	0
WCOM	19-May-03	64	76	0
WCOM	20-May-03	56	69	2
WCOM	21-May-03	52	66	6
WCOM	22-May-03	53	70	3
WCOM	23-May-03	50	73	3
WCOM	24-May-03	48	72	5
WCOM	25-May-03	51	64	7
WCOM	26-May-03	48	70	6
WCOM	27-May-03	52	75	1
WCOM	28-May-03	52	79	0
WCOM	29-May-03	56	74	0
WCOM	30-May-03	51	77	1
WCOM	31-May-03	56	72	1
WCOM	1-Jun-03	48	70	6

Weather Zone Code	Weather Date	Low Temperature	High Temperature	Heating Degree Days
WCOM	2-Jun-03	50	68	6
WCOM	3-Jun-03	56	69	2
WCOM	4-Jun-03	52	69	4
WCOM	5-Jun-03	49	77	2
WCOM	6-Jun-03	56	77	0
WCOM	7-Jun-03	60	79	0
WCOM	8-Jun-03	59	77	0
WCOM	9-Jun-03	56	81	0
WCOM	10-Jun-03	59	78	0
WCOM	11-Jun-03	65	76	0
WCOM	12-Jun-03	67	80	0
WCOM	13-Jun-03	67	83	0
WCOM	14-Jun-03	67	81	0
WCOM	15-Jun-03	67	82	0
WCOM	16-Jun-03	66	83	0
WCOM	17-Jun-03	65	84	0
WCOM	18-Jun-03	65	80	0
WCOM	19-Jun-03	63	82	0
WCOM	20-Jun-03	56	77	0
WCOM	21-Jun-03	52	80	0
WCOM	22-Jun-03	55	83	0
WCOM	23-Jun-03	58	86	0
WCOM	24-Jun-03	62	88	0
WCOM	25-Jun-03	68	90	0
WCOM	26-Jun-03	64	83	0
WCOM	27-Jun-03	58	80	0
WCOM	28-Jun-03	57	83	0
WCOM	29-Jun-03	60	87	0
WCOM	30-Jun-03	65	86	0
WCOM	1-Jul-03	68	81	0
WCOM	2-Jul-03	65	86	0
WCOM	3-Jul-03	67	89	0
WCOM	4-Jul-03	71	91	0
WCOM	5-Jul-03	71	89	0
WCOM	6-Jul-03	75	87	0
WCOM	7-Jul-03	73	90	0
WCOM	8-Jul-03	74	91	0
WCOM	9-Jul-03	73	90	0
WCOM	10-Jul-03	71	86	0
WCOM	11-Jul-03	65	85	0
WCOM	12-Jul-03	67	86	0
WCOM	13-Jul-03	65	86	0
WCOM	14-Jul-03	64	88	0
WCOM	15-Jul-03	70	89	0
WCOM	16-Jul-03	70	89	0
WCOM	17-Jul-03	65	88	0
WCOM	18-Jul-03	67	80	0
WCOM	19-Jul-03	67	86	0
WCOM	20-Jul-03	65	88	0
WCOM	21-Jul-03	71	87	0
WCOM	22-Jul-03	66	82	0
WCOM	23-Jul-03	62	80	0
WCOM	24-Jul-03	58	82	0
WCOM	25-Jul-03	59	85	0
WCOM	26-Jul-03	63	87	0
WCOM	27-Jul-03	69	91	0
WCOM	28-Jul-03	70	88	0
WCOM	29-Jul-03	67	83	0
WCOM	30-Jul-03	65	85	0
WCOM	31-Jul-03	69	84	0
WCOM	1-Aug-03	68	87	0
WCOM	2-Aug-03	67	81	0
WCOM	3-Aug-03	66	83	0
WCOM	4-Aug-03	65	84	0
WCOM	5-Aug-03	64	85	0
WCOM	6-Aug-03	67	83	0
WCOM	7-Aug-03	65	85	0
WCOM	8-Aug-03	64	84	0
WCOM	9-Aug-03	64	84	0
WCOM	10-Aug-03	64	83	0
WCOM	11-Aug-03	64	83	0
WCOM	12-Aug-03	63	84	0
WCOM	13-Aug-03	68	84	0
WCOM	14-Aug-03	69	89	0
WCOM	15-Aug-03	70	90	0
WCOM	16-Aug-03	70	90	0
WCOM	17-Aug-03	70	93	0
WCOM	18-Aug-03	68	88	0
WCOM	19-Aug-03	65	89	0
WCOM	20-Aug-03	65	90	0
WCOM	21-Aug-03	70	92	0
WCOM	22-Aug-03	70	92	0
WCOM	23-Aug-03	66	87	0
WCOM	24-Aug-03	64	87	0
WCOM	25-Aug-03	63	90	0
WCOM	26-Aug-03	68	92	0
WCOM	27-Aug-03	71	93	0
WCOM	28-Aug-03	69	88	0
WCOM	29-Aug-03	72	90	0
WCOM	30-Aug-03	71	83	0
WCOM	31-Aug-03	71	87	0
WCOM	1-Sep-03	71	87	0
WCOM	2-Sep-03	70	76	0
WCOM	3-Sep-03	66	78	0
WCOM	4-Sep-03	60	79	0
WCOM	5-Sep-03	55	77	0
WCOM	6-Sep-03	55	78	0
WCOM	7-Sep-03	55	79	0

Weather Zone Code	Weather Date	Low Temperature	High Temperature	Heating Degree Days
WCOM	8-Sep-03	57	80	0
WCOM	9-Sep-03	58	82	0
WCOM	10-Sep-03	60	85	0
WCOM	11-Sep-03	61	84	0
WCOM	12-Sep-03	63	83	0
WCOM	13-Sep-03	61	83	0
WCOM	14-Sep-03	64	78	0
WCOM	15-Sep-03	54	78	0
WCOM	16-Sep-03	50	80	0
WCOM	17-Sep-03	52	82	0
WCOM	18-Sep-03	57	83	0
WCOM	19-Sep-03	51	74	2
WCOM	20-Sep-03	47	76	3
WCOM	21-Sep-03	54	76	0
WCOM	22-Sep-03	60	76	0
WCOM	23-Sep-03	53	73	2
WCOM	24-Sep-03	51	81	0
WCOM	25-Sep-03	53	74	1
WCOM	26-Sep-03	52	82	0
WCOM	27-Sep-03	53	74	1
WCOM	28-Sep-03	46	64	10
WCOM	29-Sep-03	41	64	12
WCOM	30-Sep-03	42	66	11
WCOM	1-Oct-03	40	61	14
WCOM	2-Oct-03	37	59	17
WCOM	3-Oct-03	35	66	14
WCOM	4-Oct-03	48	69	6
WCOM	5-Oct-03	45	69	8
WCOM	6-Oct-03	47	75	4
WCOM	7-Oct-03	49	78	1
WCOM	8-Oct-03	51	79	0
WCOM	9-Oct-03	55	74	0
WCOM	10-Oct-03	60	75	0
WCOM	11-Oct-03	58	79	0
WCOM	12-Oct-03	51	73	3
WCOM	13-Oct-03	47	74	4
WCOM	14-Oct-03	50	66	7
WCOM	15-Oct-03	42	69	9
WCOM	16-Oct-03	46	74	5
WCOM	17-Oct-03	43	59	14
WCOM	18-Oct-03	39	66	12
WCOM	19-Oct-03	44	76	5
WCOM	20-Oct-03	47	80	1
WCOM	21-Oct-03	54	76	0
WCOM	22-Oct-03	45	68	8
WCOM	23-Oct-03	44	70	8
WCOM	24-Oct-03	41	71	9
WCOM	25-Oct-03	52	73	2
WCOM	26-Oct-03	42	58	15
WCOM	27-Oct-03	37	56	18
WCOM	28-Oct-03	40	55	17
WCOM	29-Oct-03	39	62	14
WCOM	30-Oct-03	50	76	2
WCOM	31-Oct-03	63	77	0
WCOM	1-Nov-03	56	74	0
WCOM	2-Nov-03	53	78	0
WCOM	3-Nov-03	50	79	0
WCOM	4-Nov-03	55	78	0
WCOM	5-Nov-03	50	69	5
WCOM	6-Nov-03	44	50	18
WCOM	7-Nov-03	36	48	23
WCOM	8-Nov-03	31	51	24
WCOM	9-Nov-03	31	53	23
WCOM	10-Nov-03	39	64	13
WCOM	11-Nov-03	58	69	1
WCOM	12-Nov-03	46	71	6
WCOM	13-Nov-03	32	48	25
WCOM	14-Nov-03	28	47	27
WCOM	15-Nov-03	40	49	20
WCOM	16-Nov-03	48	56	13
WCOM	17-Nov-03	49	66	7
WCOM	18-Nov-03	58	68	2
WCOM	19-Nov-03	46	61	11
WCOM	20-Nov-03	38	69	11
WCOM	21-Nov-03	45	70	7
WCOM	22-Nov-03	52	71	3
WCOM	23-Nov-03	42	70	9
WCOM	24-Nov-03	27	45	29
WCOM	25-Nov-03	25	45	30
WCOM	26-Nov-03	37	55	19
WCOM	27-Nov-03	45	55	15
WCOM	28-Nov-03	30	46	27
WCOM	29-Nov-03	26	42	31
WCOM	30-Nov-03	36	58	18
WCOM	1-Dec-03	29	48	26
WCOM	2-Dec-03	27	46	28
WCOM	3-Dec-03	36	49	22
WCOM	4-Dec-03	39	45	23
WCOM	5-Dec-03	35	41	27
WCOM	6-Dec-03	28	45	28
WCOM	7-Dec-03	27	48	27
WCOM	8-Dec-03	31	54	22
WCOM	9-Dec-03	50	60	10
WCOM	10-Dec-03	33	54	21
WCOM	11-Dec-03	26	37	33
WCOM	12-Dec-03	21	37	36
WCOM	13-Dec-03	29	34	33
WCOM	14-Dec-03	30	34	33

Weather Zone Code	Weather Date	Low Temperature	High Temperature	Heating Degree Days
WCOM	15-Dec-03	29	48	26
WCOM	16-Dec-03	32	53	22
WCOM	17-Dec-03	25	40	32
WCOM	18-Dec-03	33	41	28
WCOM	19-Dec-03	26	35	34
WCOM	20-Dec-03	20	35	37
WCOM	21-Dec-03	26	51	26
WCOM	22-Dec-03	44	57	14
WCOM	23-Dec-03	33	54	21
WCOM	24-Dec-03	26	34	35
WCOM	25-Dec-03	22	40	34
WCOM	26-Dec-03	21	47	31
WCOM	27-Dec-03	25	58	23
WCOM	28-Dec-03	41	63	13
WCOM	29-Dec-03	35	55	20
WCOM	30-Dec-03	26	48	28
WCOM	31-Dec-03	30	54	23
WCOM	1-Jan-04	36	58	18
WCOM	2-Jan-04	52	64	7
WCOM	3-Jan-04	60	68	1
WCOM	4-Jan-04	42	67	10
WCOM	5-Jan-04	26	42	31
WCOM	6-Jan-04	13	26	45
WCOM	7-Jan-04	13	30	43
WCOM	8-Jan-04	27	37	33
WCOM	9-Jan-04	27	35	34
WCOM	10-Jan-04	18	32	40
WCOM	11-Jan-04	21	48	30
WCOM	12-Jan-04	32	52	23
WCOM	13-Jan-04	27	50	26
WCOM	14-Jan-04	23	53	27
WCOM	15-Jan-04	25	40	32
WCOM	16-Jan-04	24	47	29
WCOM	17-Jan-04	38	48	22
WCOM	18-Jan-04	23	45	31
WCOM	19-Jan-04	17	24	44
WCOM	20-Jan-04	15	32	41
WCOM	21-Jan-04	24	39	33
WCOM	22-Jan-04	17	39	37
WCOM	23-Jan-04	13	42	37
WCOM	24-Jan-04	29	45	28
WCOM	25-Jan-04	27	40	31
WCOM	26-Jan-04	34	46	25
WCOM	27-Jan-04	19	37	37
WCOM	28-Jan-04	13	32	42
WCOM	29-Jan-04	17	44	34
WCOM	30-Jan-04	7	23	50
WCOM	31-Jan-04	3	27	50
WCOM	1-Feb-04	16	47	33
WCOM	2-Feb-04	34	44	26
WCOM	3-Feb-04	25	40	32
WCOM	4-Feb-04	22	39	34
WCOM	5-Feb-04	31	44	27
WCOM	6-Feb-04	29	42	29
WCOM	7-Feb-04	22	30	39
WCOM	8-Feb-04	19	35	38
WCOM	9-Feb-04	29	39	31
WCOM	10-Feb-04	29	47	27
WCOM	11-Feb-04	25	48	28
WCOM	12-Feb-04	25	42	31
WCOM	13-Feb-04	21	35	37
WCOM	14-Feb-04	26	46	29
WCOM	15-Feb-04	24	39	33
WCOM	16-Feb-04	19	41	35
WCOM	17-Feb-04	27	48	27
WCOM	18-Feb-04	23	51	28
WCOM	19-Feb-04	35	64	15
WCOM	20-Feb-04	40	60	15
WCOM	21-Feb-04	32	46	26
WCOM	22-Feb-04	27	52	25
WCOM	23-Feb-04	32	59	19
WCOM	24-Feb-04	36	52	21
WCOM	25-Feb-04	31	47	26
WCOM	26-Feb-04	29	50	25
WCOM	27-Feb-04	26	54	25
WCOM	28-Feb-04	25	62	21
WCOM	29-Feb-04	41	65	12
WCOM	1-Mar-04	52	62	8
WCOM	2-Mar-04	42	63	12
WCOM	3-Mar-04	44	54	16
WCOM	4-Mar-04	52	73	2
WCOM	5-Mar-04	52	70	4
WCOM	6-Mar-04	43	57	15
WCOM	7-Mar-04	39	59	16
WCOM	8-Mar-04	35	52	21
WCOM	9-Mar-04	31	48	25
WCOM	10-Mar-04	25	51	27
WCOM	11-Mar-04	34	58	19
WCOM	12-Mar-04	28	48	27
WCOM	13-Mar-04	26	54	25
WCOM	14-Mar-04	37	56	18
WCOM	15-Mar-04	33	59	19
WCOM	16-Mar-04	38	49	21
WCOM	17-Mar-04	36	56	19
WCOM	18-Mar-04	42	69	9
WCOM	19-Mar-04	37	64	14
WCOM	20-Mar-04	46	73	5
WCOM	21-Mar-04	31	49	25

Weather Zone Code	Weather Date	Low Temperature	High Temperature	Heating Degree Days
WCOM	22-Mar-04	28	45	28
WCOM	23-Mar-04	30	58	21
WCOM	24-Mar-04	50	70	5
WCOM	25-Mar-04	54	74	1
WCOM	26-Mar-04	59	76	0
WCOM	27-Mar-04	57	77	0
WCOM	28-Mar-04	53	79	0
WCOM	29-Mar-04	47	65	9
WCOM	30-Mar-04	42	58	15
WCOM	31-Mar-04	38	48	22
WCOM	1-Apr-04	38	54	19
WCOM	2-Apr-04	36	60	17
WCOM	3-Apr-04	37	65	14
WCOM	4-Apr-04	37	54	19
WCOM	5-Apr-04	32	58	20
WCOM	6-Apr-04	36	69	12
WCOM	7-Apr-04	46	75	4
WCOM	8-Apr-04	48	71	5
WCOM	9-Apr-04	39	67	12
WCOM	10-Apr-04	47	62	10
WCOM	11-Apr-04	48	60	11
WCOM	12-Apr-04	42	52	18
WCOM	13-Apr-04	36	47	23
WCOM	14-Apr-04	34	63	16
WCOM	15-Apr-04	36	71	11
WCOM	16-Apr-04	53	77	0
WCOM	17-Apr-04	56	81	0
WCOM	18-Apr-04	58	81	0
WCOM	19-Apr-04	62	76	0
WCOM	20-Apr-04	61	79	0
WCOM	21-Apr-04	57	70	1
WCOM	22-Apr-04	56	71	1
WCOM	23-Apr-04	55	68	3
WCOM	24-Apr-04	56	74	0
WCOM	25-Apr-04	55	72	1
WCOM	26-Apr-04	47	69	7
WCOM	27-Apr-04	42	62	13
WCOM	28-Apr-04	41	75	7
WCOM	29-Apr-04	55	77	0
WCOM	30-Apr-04	59	75	0
WCOM	1-May-04	51	75	2
WCOM	2-May-04	45	62	11
WCOM	3-May-04	41	58	15
WCOM	4-May-04	40	67	11
WCOM	5-May-04	52	80	0
WCOM	6-May-04	59	83	0
WCOM	7-May-04	57	86	0
WCOM	8-May-04	57	85	0
WCOM	9-May-04	61	85	0
WCOM	10-May-04	63	81	0
WCOM	11-May-04	62	82	0
WCOM	12-May-04	64	82	0
WCOM	13-May-04	66	78	0
WCOM	14-May-04	59	78	0
WCOM	15-May-04	55	65	5
WCOM	16-May-04	59	74	0
WCOM	17-May-04	63	81	0
WCOM	18-May-04	65	82	0
WCOM	19-May-04	65	82	0
WCOM	20-May-04	68	86	0
WCOM	21-May-04	69	87	0
WCOM	22-May-04	69	86	0
WCOM	23-May-04	70	84	0
WCOM	24-May-04	69	85	0
WCOM	25-May-04	65	84	0
WCOM	26-May-04	66	79	0
WCOM	27-May-04	66	84	0
WCOM	28-May-04	65	80	0
WCOM	29-May-04	61	82	0
WCOM	30-May-04	65	84	0
WCOM	31-May-04	62	79	0
WCOM	1-Jun-04	57	83	0
WCOM	2-Jun-04	61	83	0
WCOM	3-Jun-04	58	76	0
WCOM	4-Jun-04	57	77	0
WCOM	5-Jun-04	57	78	0
WCOM	6-Jun-04	60	78	0
WCOM	7-Jun-04	62	85	0
WCOM	8-Jun-04	69	87	0
WCOM	9-Jun-04	69	87	0
WCOM	10-Jun-04	69	88	0
WCOM	11-Jun-04	73	90	0
WCOM	12-Jun-04	67	86	0
WCOM	13-Jun-04	66	85	0
WCOM	14-Jun-04	69	86	0
WCOM	15-Jun-04	71	81	0
WCOM	16-Jun-04	72	87	0
WCOM	17-Jun-04	71	84	0
WCOM	18-Jun-04	69	87	0
WCOM	19-Jun-04	64	80	0
WCOM	20-Jun-04	57	79	0
WCOM	21-Jun-04	61	82	0
WCOM	22-Jun-04	67	82	0
WCOM	23-Jun-04	61	80	0
WCOM	24-Jun-04	61	83	0
WCOM	25-Jun-04	67	78	0
WCOM	26-Jun-04	60	77	0
WCOM	27-Jun-04	56	81	0

Weather Zone Code	Weather Date	Low Temperature	High Temperature	Heating Degree Days
WCOM	28-Jun-04	60	82	0
WCOM	29-Jun-04	63	83	0
WCOM	30-Jun-04	66	84	0
WCOM	1-Jul-04	67	80	0
WCOM	2-Jul-04	69	84	0
WCOM	3-Jul-04	70	85	0
WCOM	4-Jul-04	70	88	0
WCOM	5-Jul-04	69	86	0
WCOM	6-Jul-04	66	88	0
WCOM	7-Jul-04	65	82	0
WCOM	8-Jul-04	63	85	0
WCOM	9-Jul-04	70	89	0
WCOM	10-Jul-04	71	88	0
WCOM	11-Jul-04	71	88	0
WCOM	12-Jul-04	72	90	0
WCOM	13-Jul-04	70	93	0
WCOM	14-Jul-04	67	85	0
WCOM	15-Jul-04	64	84	0
WCOM	16-Jul-04	64	82	0
WCOM	17-Jul-04	67	84	0
WCOM	18-Jul-04	64	82	0
WCOM	19-Jul-04	61	83	0
WCOM	20-Jul-04	63	86	0
WCOM	21-Jul-04	69	89	0
WCOM	22-Jul-04	70	90	0
WCOM	23-Jul-04	68	87	0
WCOM	24-Jul-04	66	83	0
WCOM	25-Jul-04	63	73	0
WCOM	26-Jul-04	61	73	0
WCOM	27-Jul-04	58	78	0
WCOM	28-Jul-04	54	81	0
WCOM	29-Jul-04	62	83	0
WCOM	30-Jul-04	66	83	0
WCOM	31-Jul-04	67	83	0
WCOM	1-Aug-04	64	87	0
WCOM	2-Aug-04	65	88	0
WCOM	3-Aug-04	66	90	0
WCOM	4-Aug-04	71	89	0
WCOM	5-Aug-04	64	80	0
WCOM	6-Aug-04	57	77	0
WCOM	7-Aug-04	52	79	0
WCOM	8-Aug-04	56	84	0
WCOM	9-Aug-04	64	85	0
WCOM	10-Aug-04	63	86	0
WCOM	11-Aug-04	57	74	0
WCOM	12-Aug-04	54	70	3
WCOM	13-Aug-04	50	71	4
WCOM	14-Aug-04	49	76	2
WCOM	15-Aug-04	50	80	0
WCOM	16-Aug-04	50	81	0
WCOM	17-Aug-04	53	81	0
WCOM	18-Aug-04	65	89	0
WCOM	19-Aug-04	70	91	0
WCOM	20-Aug-04	67	80	0
WCOM	21-Aug-04	61	79	0
WCOM	22-Aug-04	57	83	0
WCOM	23-Aug-04	63	84	0
WCOM	24-Aug-04	66	85	0
WCOM	25-Aug-04	69	85	0
WCOM	26-Aug-04	71	87	0
WCOM	27-Aug-04	73	90	0
WCOM	28-Aug-04	69	85	0
WCOM	29-Aug-04	67	77	0
WCOM	30-Aug-04	62	79	0
WCOM	31-Aug-04	59	82	0
WCOM	1-Sep-04	58	83	0
WCOM	2-Sep-04	61	82	0
WCOM	3-Sep-04	66	82	0
WCOM	4-Sep-04	66	85	0
WCOM	5-Sep-04	64	87	0
WCOM	6-Sep-04	65	88	0
WCOM	7-Sep-04	68	80	0
WCOM	8-Sep-04	63	78	0
WCOM	9-Sep-04	57	79	0
WCOM	10-Sep-04	54	82	0
WCOM	11-Sep-04	57	85	0
WCOM	12-Sep-04	61	82	0
WCOM	13-Sep-04	62	84	0
WCOM	14-Sep-04	65	84	0
WCOM	15-Sep-04	64	86	0
WCOM	16-Sep-04	67	81	0
WCOM	17-Sep-04	56	80	0
WCOM	18-Sep-04	51	80	0
WCOM	19-Sep-04	51	81	0
WCOM	20-Sep-04	50	81	0
WCOM	21-Sep-04	49	80	0
WCOM	22-Sep-04	51	84	0
WCOM	23-Sep-04	53	84	0
WCOM	24-Sep-04	61	82	0
WCOM	25-Sep-04	58	83	0
WCOM	26-Sep-04	54	80	0
WCOM	27-Sep-04	54	80	0
WCOM	28-Sep-04	57	80	0
WCOM	29-Sep-04	49	69	6
WCOM	30-Sep-04	45	73	6
WCOM	1-Oct-04	46	77	3
WCOM	2-Oct-04	45	69	8
WCOM	3-Oct-04	39	74	8

Weather Zone Code	Weather Date	Low Temperature	High Temperature	Heating Degree Days
WCOM	4-Oct-04	46	78	3
WCOM	5-Oct-04	42	70	9
WCOM	6-Oct-04	39	75	8
WCOM	7-Oct-04	48	83	0
WCOM	8-Oct-04	57	72	0
WCOM	9-Oct-04	54	73	1
WCOM	10-Oct-04	54	76	0
WCOM	11-Oct-04	53	67	5
WCOM	12-Oct-04	56	69	2
WCOM	13-Oct-04	49	59	11
WCOM	14-Oct-04	44	57	14
WCOM	15-Oct-04	44	60	13
WCOM	16-Oct-04	40	59	15
WCOM	17-Oct-04	36	65	14
WCOM	18-Oct-04	53	71	3
WCOM	19-Oct-04	58	75	0
WCOM	20-Oct-04	56	65	4
WCOM	21-Oct-04	54	65	5
WCOM	22-Oct-04	53	70	3
WCOM	23-Oct-04	60	69	0
WCOM	24-Oct-04	49	74	3
WCOM	25-Oct-04	47	79	2
WCOM	26-Oct-04	57	74	0
WCOM	27-Oct-04	63	73	0
WCOM	28-Oct-04	62	72	0
WCOM	29-Oct-04	65	80	0
WCOM	30-Oct-04	58	78	0
WCOM	31-Oct-04	51	65	7
WCOM	1-Nov-04	58	77	0
WCOM	2-Nov-04	51	69	5
WCOM	3-Nov-04	51	58	10
WCOM	4-Nov-04	44	60	13
WCOM	5-Nov-04	36	57	18
WCOM	6-Nov-04	40	68	11
WCOM	7-Nov-04	46	73	5
WCOM	8-Nov-04	39	57	17
WCOM	9-Nov-04	34	60	18
WCOM	10-Nov-04	42	65	11
WCOM	11-Nov-04	48	57	12
WCOM	12-Nov-04	38	58	19
WCOM	13-Nov-04	33	54	21
WCOM	14-Nov-04	34	59	18
WCOM	15-Nov-04	33	61	18
WCOM	16-Nov-04	41	61	14
WCOM	17-Nov-04	51	65	7
WCOM	18-Nov-04	48	60	11
WCOM	19-Nov-04	53	58	9
WCOM	20-Nov-04	51	58	10
WCOM	21-Nov-04	47	54	14
WCOM	22-Nov-04	48	54	14
WCOM	23-Nov-04	51	58	10
WCOM	24-Nov-04	38	66	13
WCOM	25-Nov-04	30	44	28
WCOM	26-Nov-04	34	57	19
WCOM	27-Nov-04	40	51	19
WCOM	28-Nov-04	34	46	25
WCOM	29-Nov-04	40	49	20
WCOM	30-Nov-04	40	53	18
WCOM	1-Dec-04	30	47	26
WCOM	2-Dec-04	27	51	26
WCOM	3-Dec-04	27	48	27
WCOM	4-Dec-04	28	54	24
WCOM	5-Dec-04	30	55	22
WCOM	6-Dec-04	51	63	8
WCOM	7-Dec-04	41	64	12
WCOM	8-Dec-04	34	51	22
WCOM	9-Dec-04	44	55	15
WCOM	10-Dec-04	40	52	19
WCOM	11-Dec-04	37	42	25
WCOM	12-Dec-04	34	50	23
WCOM	13-Dec-04	27	43	30
WCOM	14-Dec-04	20	30	40
WCOM	15-Dec-04	16	37	38
WCOM	16-Dec-04	22	45	31
WCOM	17-Dec-04	25	45	30
WCOM	18-Dec-04	25	52	26
WCOM	19-Dec-04	13	39	39
WCOM	20-Dec-04	12	36	41
WCOM	21-Dec-04	33	51	23
WCOM	22-Dec-04	22	40	34
WCOM	23-Dec-04	7	23	50
WCOM	24-Dec-04	0	18	56
WCOM	25-Dec-04	-1	26	51
WCOM	26-Dec-04	13	34	41
WCOM	27-Dec-04	12	32	43
WCOM	28-Dec-04	19	47	32
WCOM	29-Dec-04	39	52	19
WCOM	30-Dec-04	44	61	12
WCOM	31-Dec-04	53	60	8
WCOM	1-Jan-05	53	64	6
WCOM	2-Jan-05	56	62	6
WCOM	3-Jan-05	56	62	6
WCOM	4-Jan-05	50	60	10
WCOM	5-Jan-05	45	63	11
WCOM	6-Jan-05	31	48	25
WCOM	7-Jan-05	30	40	30
WCOM	8-Jan-05	35	41	27
WCOM	9-Jan-05	37	51	21

Weather Zone Code	Weather Date	Low Temperature	High Temperature	Heating Degree Days
WCOM	10-Jan-05	45	55	15
WCOM	11-Jan-05	54	64	6
WCOM	12-Jan-05	60	68	1
WCOM	13-Jan-05	34	66	15
WCOM	14-Jan-05	24	34	36
WCOM	15-Jan-05	24	37	34
WCOM	16-Jan-05	15	28	43
WCOM	17-Jan-05	11	25	47
WCOM	18-Jan-05	11	29	45
WCOM	19-Jan-05	26	45	29
WCOM	20-Jan-05	26	51	26
WCOM	21-Jan-05	29	41	30
WCOM	22-Jan-05	18	42	35
WCOM	23-Jan-05	14	27	44
WCOM	24-Jan-05	19	43	34
WCOM	25-Jan-05	26	57	23
WCOM	26-Jan-05	33	51	23
WCOM	27-Jan-05	25	37	34
WCOM	28-Jan-05	23	41	33
WCOM	29-Jan-05	33	37	30
WCOM	30-Jan-05	33	37	30
WCOM	31-Jan-05	34	39	28
WCOM	1-Feb-05	33	45	26
WCOM	2-Feb-05	34	41	27
WCOM	3-Feb-05	29	44	28
WCOM	4-Feb-05	24	52	27
WCOM	5-Feb-05	27	59	22
WCOM	6-Feb-05	39	58	16
WCOM	7-Feb-05	44	54	16
WCOM	8-Feb-05	42	55	16
WCOM	9-Feb-05	32	46	26
WCOM	10-Feb-05	24	35	35
WCOM	11-Feb-05	21	50	29
WCOM	12-Feb-05	28	60	21
WCOM	13-Feb-05	44	56	15
WCOM	14-Feb-05	45	61	12
WCOM	15-Feb-05	45	69	8
WCOM	16-Feb-05	35	59	18
WCOM	17-Feb-05	27	44	29
WCOM	18-Feb-05	25	49	28
WCOM	19-Feb-05	26	42	31
WCOM	20-Feb-05	39	55	18
WCOM	21-Feb-05	40	60	15
WCOM	22-Feb-05	37	46	23
WCOM	23-Feb-05	33	44	26
WCOM	24-Feb-05	31	40	29
WCOM	25-Feb-05	27	48	27
WCOM	26-Feb-05	28	57	22
WCOM	27-Feb-05	34	55	20
WCOM	28-Feb-05	29	47	27
WCOM	1-Mar-05	23	34	36
WCOM	2-Mar-05	19	44	33
WCOM	3-Mar-05	24	49	28
WCOM	4-Mar-05	32	63	17
WCOM	5-Mar-05	33	53	22
WCOM	6-Mar-05	29	61	20
WCOM	7-Mar-05	37	62	15
WCOM	8-Mar-05	28	42	30
WCOM	9-Mar-05	25	44	30
WCOM	10-Mar-05	22	48	30
WCOM	11-Mar-05	36	45	24
WCOM	12-Mar-05	38	65	13
WCOM	13-Mar-05	30	44	28
WCOM	14-Mar-05	23	50	28
WCOM	15-Mar-05	29	47	27
WCOM	16-Mar-05	35	47	24
WCOM	17-Mar-05	30	56	22
WCOM	18-Mar-05	32	59	19
WCOM	19-Mar-05	38	58	17
WCOM	20-Mar-05	31	55	22
WCOM	21-Mar-05	35	60	17
WCOM	22-Mar-05	41	57	16
WCOM	23-Mar-05	40	49	20
WCOM	24-Mar-05	39	49	21
WCOM	25-Mar-05	42	66	11
WCOM	26-Mar-05	46	58	13
WCOM	27-Mar-05	43	50	18
WCOM	28-Mar-05	41	58	15
WCOM	29-Mar-05	35	71	12
WCOM	30-Mar-05	52	75	1
WCOM	31-Mar-05	47	69	7
WCOM	1-Apr-05	44	55	15
WCOM	2-Apr-05	39	56	17
WCOM	3-Apr-05	37	67	13
WCOM	4-Apr-05	43	76	5
WCOM	5-Apr-05	51	77	1
WCOM	6-Apr-05	55	68	3
WCOM	7-Apr-05	54	65	5
WCOM	8-Apr-05	52	70	4
WCOM	9-Apr-05	45	76	4
WCOM	10-Apr-05	53	80	0
WCOM	11-Apr-05	59	74	0
WCOM	12-Apr-05	52	69	4
WCOM	13-Apr-05	48	60	11
WCOM	14-Apr-05	42	68	10
WCOM	15-Apr-05	42	72	8
WCOM	16-Apr-05	42	76	6
WCOM	17-Apr-05	47	78	2



Weather Zone Code	Weather Date	Low Temperature	High Temperature	Heating Degree Days
WCOM	18-Apr-05	52	79	0
WCOM	19-Apr-05	53	78	0
WCOM	20-Apr-05	56	79	0
WCOM	21-Apr-05	57	79	0
WCOM	22-Apr-05	49	76	2
WCOM	23-Apr-05	37	49	22
WCOM	24-Apr-05	35	55	20
WCOM	25-Apr-05	37	64	14
WCOM	26-Apr-05	44	60	13
WCOM	27-Apr-05	40	60	15
WCOM	28-Apr-05	43	62	12
WCOM	29-Apr-05	50	59	10
WCOM	30-Apr-05	41	59	15
WCOM	1-May-05	35	64	15
WCOM	2-May-05	39	58	16
WCOM	3-May-05	35	61	17
WCOM	4-May-05	36	65	14
WCOM	5-May-05	41	70	9
WCOM	6-May-05	43	73	7
WCOM	7-May-05	49	79	1
WCOM	8-May-05	51	81	0
WCOM	9-May-05	58	76	0
WCOM	10-May-05	59	83	0
WCOM	11-May-05	63	86	0
WCOM	12-May-05	63	86	0
WCOM	13-May-05	62	86	0
WCOM	14-May-05	57	73	0
WCOM	15-May-05	48	65	8
WCOM	16-May-05	44	67	9
WCOM	17-May-05	46	73	5
WCOM	18-May-05	50	82	0
WCOM	19-May-05	63	84	0
WCOM	20-May-05	60	78	0
WCOM	21-May-05	56	74	0
WCOM	22-May-05	55	80	0
WCOM	23-May-05	59	82	0
WCOM	24-May-05	54	73	1
WCOM	25-May-05	50	72	4
WCOM	26-May-05	48	77	2
WCOM	27-May-05	53	80	0
WCOM	28-May-05	55	79	0
WCOM	29-May-05	56	80	0
WCOM	30-May-05	55	79	0
WCOM	31-May-05	57	81	0
WCOM	1-Jun-05	61	75	0
WCOM	2-Jun-05	61	68	0
WCOM	3-Jun-05	63	78	0
WCOM	4-Jun-05	61	87	0
WCOM	5-Jun-05	70	91	0
WCOM	6-Jun-05	68	90	0
WCOM	7-Jun-05	64	87	0
WCOM	8-Jun-05	67	89	0
WCOM	9-Jun-05	68	85	0
WCOM	10-Jun-05	70	87	0
WCOM	11-Jun-05	68	80	0
WCOM	12-Jun-05	67	75	0
WCOM	13-Jun-05	68	88	0
WCOM	14-Jun-05	68	89	0
WCOM	15-Jun-05	64	84	0
WCOM	16-Jun-05	60	78	0
WCOM	17-Jun-05	56	81	0
WCOM	18-Jun-05	58	78	0
WCOM	19-Jun-05	57	82	0
WCOM	20-Jun-05	60	83	0
WCOM	21-Jun-05	59	84	0
WCOM	22-Jun-05	63	89	0
WCOM	23-Jun-05	65	91	0
WCOM	24-Jun-05	67	92	0
WCOM	25-Jun-05	67	91	0
WCOM	26-Jun-05	69	91	0
WCOM	27-Jun-05	70	90	0
WCOM	28-Jun-05	70	91	0
WCOM	29-Jun-05	71	93	0
WCOM	30-Jun-05	73	94	0
WCOM	1-Jul-05	69	89	0
WCOM	2-Jul-05	65	87	0
WCOM	3-Jul-05	63	90	0
WCOM	4-Jul-05	67	93	0
WCOM	5-Jul-05	69	85	0
WCOM	6-Jul-05	66	88	0
WCOM	7-Jul-05	65	88	0
WCOM	8-Jul-05	65	89	0
WCOM	9-Jul-05	66	92	0
WCOM	10-Jul-05	68	91	0
WCOM	11-Jul-05	70	78	0
WCOM	12-Jul-05	68	77	0
WCOM	13-Jul-05	68	76	0
WCOM	14-Jul-05	70	84	0
WCOM	15-Jul-05	71	83	0
WCOM	16-Jul-05	71	84	0
WCOM	17-Jul-05	72	86	0
WCOM	18-Jul-05	72	88	0
WCOM	19-Jul-05	72	88	0
WCOM	20-Jul-05	72	90	0
WCOM	21-Jul-05	73	92	0
WCOM	22-Jul-05	72	91	0
WCOM	23-Jul-05	72	91	0
WCOM	24-Jul-05	71	92	0

Weather Zone Code	Weather Date	Low Temperature	High Temperature	Heating Degree Days
WCOM	25-Jul-05	75	94	0
WCOM	26-Jul-05	76	93	0
WCOM	27-Jul-05	66	82	0
WCOM	28-Jul-05	63	83	0
WCOM	29-Jul-05	60	85	0
WCOM	30-Jul-05	63	89	0
WCOM	31-Jul-05	64	91	0
WCOM	1-Aug-05	67	92	0
WCOM	2-Aug-05	67	92	0
WCOM	3-Aug-05	67	93	0
WCOM	4-Aug-05	67	94	0
WCOM	5-Aug-05	69	92	0
WCOM	6-Aug-05	70	91	0
WCOM	7-Aug-05	68	91	0
WCOM	8-Aug-05	67	89	0
WCOM	9-Aug-05	67	92	0
WCOM	10-Aug-05	68	95	0
WCOM	11-Aug-05	69	95	0
WCOM	12-Aug-05	72	96	0
WCOM	13-Aug-05	73	96	0
WCOM	14-Aug-05	69	94	0
WCOM	15-Aug-05	69	89	0
WCOM	16-Aug-05	71	85	0
WCOM	17-Aug-05	71	86	0
WCOM	18-Aug-05	72	89	0
WCOM	19-Aug-05	74	94	0
WCOM	20-Aug-05	76	95	0
WCOM	21-Aug-05	72	92	0
WCOM	22-Aug-05	70	88	0
WCOM	23-Aug-05	68	85	0
WCOM	24-Aug-05	65	88	0
WCOM	25-Aug-05	67	91	0
WCOM	26-Aug-05	70	86	0
WCOM	27-Aug-05	70	83	0
WCOM	28-Aug-05	69	87	0
WCOM	29-Aug-05	69	77	0
WCOM	30-Aug-05	67	74	0
WCOM	31-Aug-05	62	85	0
WCOM	1-Sep-05	61	87	0
WCOM	2-Sep-05	63	86	0
WCOM	3-Sep-05	59	85	0
WCOM	4-Sep-05	58	83	0
WCOM	5-Sep-05	58	84	0
WCOM	6-Sep-05	60	86	0
WCOM	7-Sep-05	61	85	0
WCOM	8-Sep-05	60	85	0
WCOM	9-Sep-05	64	88	0
WCOM	10-Sep-05	65	88	0
WCOM	11-Sep-05	63	88	0
WCOM	12-Sep-05	61	87	0
WCOM	13-Sep-05	63	87	0
WCOM	14-Sep-05	65	85	0
WCOM	15-Sep-05	65	80	0
WCOM	16-Sep-05	63	78	0
WCOM	17-Sep-05	57	72	0
WCOM	18-Sep-05	54	76	0
WCOM	19-Sep-05	60	89	0
WCOM	20-Sep-05	66	86	0
WCOM	21-Sep-05	65	85	0
WCOM	22-Sep-05	66	90	0
WCOM	23-Sep-05	70	89	0
WCOM	24-Sep-05	68	87	0
WCOM	25-Sep-05	70	78	0
WCOM	26-Sep-05	65	81	0
WCOM	27-Sep-05	60	80	0
WCOM	28-Sep-05	56	84	0
WCOM	29-Sep-05	48	69	6
WCOM	30-Sep-05	44	73	6
WCOM	1-Oct-05	51	82	0
WCOM	2-Oct-05	66	86	0
WCOM	3-Oct-05	64	86	0
WCOM	4-Oct-05	62	86	0
WCOM	5-Oct-05	60	85	0
WCOM	6-Oct-05	56	74	0
WCOM	7-Oct-05	49	64	8
WCOM	8-Oct-05	46	61	11
WCOM	9-Oct-05	47	64	9
WCOM	10-Oct-05	51	62	8
WCOM	11-Oct-05	55	68	3
WCOM	12-Oct-05	53	76	0
WCOM	13-Oct-05	51	77	1
WCOM	14-Oct-05	51	77	1
WCOM	15-Oct-05	46	78	3
WCOM	16-Oct-05	40	72	9
WCOM	17-Oct-05	40	76	7
WCOM	18-Oct-05	52	81	0
WCOM	19-Oct-05	52	87	0
WCOM	20-Oct-05	58	80	0
WCOM	21-Oct-05	51	66	6
WCOM	22-Oct-05	45	63	11
WCOM	23-Oct-05	38	54	19
WCOM	24-Oct-05	38	51	20
WCOM	25-Oct-05	39	54	18
WCOM	26-Oct-05	34	58	19
WCOM	27-Oct-05	35	58	18
WCOM	28-Oct-05	32	58	20
WCOM	29-Oct-05	29	60	20
WCOM	30-Oct-05	31	68	15

Weather Zone Code	Weather Date	Low Temperature	High Temperature	Heating Degree Days
WCOM	31-Oct-05	47	72	5
WCOM	1-Nov-05	39	60	15
WCOM	2-Nov-05	35	70	12
WCOM	3-Nov-05	46	73	5
WCOM	4-Nov-05	56	72	1
WCOM	5-Nov-05	60	77	0
WCOM	6-Nov-05	44	72	7
WCOM	7-Nov-05	38	71	10
WCOM	8-Nov-05	57	80	0
WCOM	9-Nov-05	51	77	1
WCOM	10-Nov-05	35	55	20
WCOM	11-Nov-05	30	63	18
WCOM	12-Nov-05	41	70	9
WCOM	13-Nov-05	50	65	7
WCOM	14-Nov-05	45	64	10
WCOM	15-Nov-05	46	73	5
WCOM	16-Nov-05	29	46	27
WCOM	17-Nov-05	23	37	35
WCOM	18-Nov-05	21	50	29
WCOM	19-Nov-05	31	55	22
WCOM	20-Nov-05	32	58	20
WCOM	21-Nov-05	33	48	24
WCOM	22-Nov-05	30	47	26
WCOM	23-Nov-05	32	60	19
WCOM	24-Nov-05	23	51	28
WCOM	25-Nov-05	17	36	38
WCOM	26-Nov-05	28	59	21
WCOM	27-Nov-05	50	62	9
WCOM	28-Nov-05	45	68	8
WCOM	29-Nov-05	30	50	25
WCOM	30-Nov-05	24	42	32
WCOM	1-Dec-05	25	44	30
WCOM	2-Dec-05	20	35	37
WCOM	3-Dec-05	31	45	27
WCOM	4-Dec-05	30	44	28
WCOM	5-Dec-05	18	32	40
WCOM	6-Dec-05	16	37	38
WCOM	7-Dec-05	19	34	38
WCOM	8-Dec-05	20	35	37
WCOM	9-Dec-05	11	24	47
WCOM	10-Dec-05	12	37	40
WCOM	11-Dec-05	34	42	27
WCOM	12-Dec-05	31	41	29
WCOM	13-Dec-05	26	42	31
WCOM	14-Dec-05	34	45	25
WCOM	15-Dec-05	32	46	26
WCOM	16-Dec-05	27	42	30
WCOM	17-Dec-05	24	44	31
WCOM	18-Dec-05	24	42	32
WCOM	19-Dec-05	16	30	42
WCOM	20-Dec-05	12	33	42
WCOM	21-Dec-05	16	39	37
WCOM	22-Dec-05	22	44	32
WCOM	23-Dec-05	32	55	21
WCOM	24-Dec-05	38	49	21
WCOM	25-Dec-05	36	45	24
WCOM	26-Dec-05	32	40	29
WCOM	27-Dec-05	30	61	19
WCOM	28-Dec-05	38	60	16
WCOM	29-Dec-05	35	38	28
WCOM	30-Dec-05	35	48	23
WCOM	31-Dec-05	31	52	23
WCOM	1-Jan-06	29	63	19
WCOM	2-Jan-06	46	69	7
WCOM	3-Jan-06	40	48	21
WCOM	4-Jan-06	36	60	17
WCOM	5-Jan-06	32	41	28
WCOM	6-Jan-06	28	35	33
WCOM	7-Jan-06	30	47	26
WCOM	8-Jan-06	38	65	13
WCOM	9-Jan-06	35	60	17
WCOM	10-Jan-06	37	55	19
WCOM	11-Jan-06	38	51	20
WCOM	12-Jan-06	35	61	17
WCOM	13-Jan-06	33	58	19
WCOM	14-Jan-06	27	40	31
WCOM	15-Jan-06	23	44	31
WCOM	16-Jan-06	40	59	15
WCOM	17-Jan-06	28	56	23
WCOM	18-Jan-06	27	44	29
WCOM	19-Jan-06	41	62	13
WCOM	20-Jan-06	52	64	7
WCOM	21-Jan-06	34	58	19
WCOM	22-Jan-06	33	45	26
WCOM	23-Jan-06	30	46	27
WCOM	24-Jan-06	26	57	23
WCOM	25-Jan-06	27	44	29
WCOM	26-Jan-06	21	47	31
WCOM	27-Jan-06	30	55	22
WCOM	28-Jan-06	43	62	12
WCOM	29-Jan-06	44	59	13
WCOM	30-Jan-06	35	50	22
WCOM	31-Jan-06	29	47	27
WCOM	1-Feb-06	32	60	19
WCOM	2-Feb-06	44	53	16
WCOM	3-Feb-06	40	56	17
WCOM	4-Feb-06	27	41	31
WCOM	5-Feb-06	22	36	36

Weather Zone Code	Weather Date	Low Temperature	High Temperature	Heating Degree Days
WCOM	6-Feb-06	23	43	32
WCOM	7-Feb-06	21	44	32
WCOM	8-Feb-06	25	39	33
WCOM	9-Feb-06	21	36	36
WCOM	10-Feb-06	24	41	32
WCOM	11-Feb-06	28	38	32
WCOM	12-Feb-06	24	33	36
WCOM	13-Feb-06	19	38	36
WCOM	14-Feb-06	32	57	29
WCOM	15-Feb-06	39	63	14
WCOM	16-Feb-06	42	68	10
WCOM	17-Feb-06	29	48	26
WCOM	18-Feb-06	10	29	45
WCOM	19-Feb-06	7	21	51
WCOM	20-Feb-06	19	32	39
WCOM	21-Feb-06	24	45	30
WCOM	22-Feb-06	35	44	25
WCOM	23-Feb-06	28	57	22
WCOM	24-Feb-06	29	59	21
WCOM	25-Feb-06	31	55	22
WCOM	26-Feb-06	23	42	32
WCOM	27-Feb-06	26	58	23
WCOM	28-Feb-06	40	67	11
WCOM	1-Mar-06	51	74	2
WCOM	2-Mar-06	38	67	12
WCOM	3-Mar-06	30	49	25
WCOM	4-Mar-06	25	49	28
WCOM	5-Mar-06	30	53	23
WCOM	6-Mar-06	36	56	19
WCOM	7-Mar-06	32	52	23
WCOM	8-Mar-06	40	66	12
WCOM	9-Mar-06	51	66	6
WCOM	10-Mar-06	45	64	10
WCOM	11-Mar-06	54	72	2
WCOM	12-Mar-06	62	76	0
WCOM	13-Mar-06	43	73	7
WCOM	14-Mar-06	35	53	21
WCOM	15-Mar-06	31	59	20
WCOM	16-Mar-06	45	68	8
WCOM	17-Mar-06	36	52	21
WCOM	18-Mar-06	31	51	24
WCOM	19-Mar-06	35	47	24
WCOM	20-Mar-06	36	44	25
WCOM	21-Mar-06	28	43	29
WCOM	22-Mar-06	25	45	30
WCOM	23-Mar-06	28	46	28
WCOM	24-Mar-06	31	46	26
WCOM	25-Mar-06	30	47	26
WCOM	26-Mar-06	26	51	26
WCOM	27-Mar-06	30	59	20
WCOM	28-Mar-06	41	58	15
WCOM	29-Mar-06	35	61	17
WCOM	30-Mar-06	39	77	7
WCOM	31-Mar-06	58	73	0
WCOM	1-Apr-06	47	72	5
WCOM	2-Apr-06	49	76	2
WCOM	3-Apr-06	40	64	13
WCOM	4-Apr-06	37	62	15
WCOM	5-Apr-06	36	69	12
WCOM	6-Apr-06	50	71	4
WCOM	7-Apr-06	56	79	0
WCOM	8-Apr-06	39	57	17
WCOM	9-Apr-06	32	60	19
WCOM	10-Apr-06	35	71	12
WCOM	11-Apr-06	45	77	4
WCOM	12-Apr-06	62	80	0
WCOM	13-Apr-06	56	83	0
WCOM	14-Apr-06	64	85	0
WCOM	15-Apr-06	66	79	0
WCOM	16-Apr-06	64	79	0
WCOM	17-Apr-06	56	75	0
WCOM	18-Apr-06	51	81	0
WCOM	19-Apr-06	59	81	0
WCOM	20-Apr-06	60	71	0
WCOM	21-Apr-06	55	67	4
WCOM	22-Apr-06	51	78	0
WCOM	23-Apr-06	57	76	0
WCOM	24-Apr-06	60	76	0
WCOM	25-Apr-06	53	74	1
WCOM	26-Apr-06	43	61	13
WCOM	27-Apr-06	39	71	10
WCOM	28-Apr-06	42	73	7
WCOM	29-Apr-06	58	70	1
WCOM	30-Apr-06	52	65	6
WCOM	1-May-06	51	72	3
WCOM	2-May-06	54	73	1
WCOM	3-May-06	52	80	0
WCOM	4-May-06	57	74	0
WCOM	5-May-06	55	69	3
WCOM	6-May-06	51	67	6
WCOM	7-May-06	52	65	6
WCOM	8-May-06	53	70	3
WCOM	9-May-06	52	73	2
WCOM	10-May-06	57	71	1
WCOM	11-May-06	50	66	7
WCOM	12-May-06	49	65	8
WCOM	13-May-06	48	70	6
WCOM	14-May-06	47	59	12

Weather Zone Code	Weather Date	Low Temperature	High Temperature	Heating Degree Days
WCOM	15-May-06	47	58	12
WCOM	16-May-06	49	66	7
WCOM	17-May-06	50	72	4
WCOM	18-May-06	48	72	5
WCOM	19-May-06	45	76	4
WCOM	20-May-06	56	74	0
WCOM	21-May-06	54	76	0
WCOM	22-May-06	55	73	1
WCOM	23-May-06	50	77	1
WCOM	24-May-06	52	85	0
WCOM	25-May-06	65	87	0
WCOM	26-May-06	66	80	0
WCOM	27-May-06	69	87	0
WCOM	28-May-06	69	89	0
WCOM	29-May-06	66	89	0
WCOM	30-May-06	67	87	0
WCOM	31-May-06	67	88	0
WCOM	1-Jun-06	67	83	0
WCOM	2-Jun-06	60	76	0
WCOM	3-Jun-06	57	83	0
WCOM	4-Jun-06	59	79	0
WCOM	5-Jun-06	54	79	0
WCOM	6-Jun-06	54	82	0
WCOM	7-Jun-06	62	84	0
WCOM	8-Jun-06	64	84	0
WCOM	9-Jun-06	60	89	0
WCOM	10-Jun-06	65	89	0
WCOM	11-Jun-06	65	82	0
WCOM	12-Jun-06	60	77	0
WCOM	13-Jun-06	56	79	0
WCOM	14-Jun-06	58	84	0
WCOM	15-Jun-06	59	86	0
WCOM	16-Jun-06	63	89	0
WCOM	17-Jun-06	65	89	0
WCOM	18-Jun-06	68	81	0
WCOM	19-Jun-06	68	85	0
WCOM	20-Jun-06	68	91	0
WCOM	21-Jun-06	72	92	0
WCOM	22-Jun-06	70	91	0
WCOM	23-Jun-06	68	84	0
WCOM	24-Jun-06	67	83	0
WCOM	25-Jun-06	66	85	0
WCOM	26-Jun-06	64	83	0
WCOM	27-Jun-06	62	82	0
WCOM	28-Jun-06	61	85	0
WCOM	29-Jun-06	63	87	0
WCOM	30-Jun-06	65	89	0
WCOM	1-Jul-06	69	92	0
WCOM	2-Jul-06	71	94	0
WCOM	3-Jul-06	71	93	0
WCOM	4-Jul-06	72	90	0
WCOM	5-Jul-06	64	81	0
WCOM	6-Jul-06	58	80	0
WCOM	7-Jul-06	57	82	0
WCOM	8-Jul-06	58	84	0
WCOM	9-Jul-06	64	84	0
WCOM	10-Jul-06	67	83	0
WCOM	11-Jul-06	71	83	0
WCOM	12-Jul-06	72	85	0
WCOM	13-Jul-06	73	89	0
WCOM	14-Jul-06	72	91	0
WCOM	15-Jul-06	72	90	0
WCOM	16-Jul-06	71	93	0
WCOM	17-Jul-06	70	93	0
WCOM	18-Jul-06	70	92	0
WCOM	19-Jul-06	72	95	0
WCOM	20-Jul-06	74	93	0
WCOM	21-Jul-06	69	91	0
WCOM	22-Jul-06	64	80	0
WCOM	23-Jul-06	60	83	0
WCOM	24-Jul-06	62	86	0
WCOM	25-Jul-06	64	88	0
WCOM	26-Jul-06	68	89	0
WCOM	27-Jul-06	73	88	0
WCOM	28-Jul-06	70	82	0
WCOM	29-Jul-06	69	85	0
WCOM	30-Jul-06	70	90	0
WCOM	31-Jul-06	73	92	0
WCOM	1-Aug-06	74	93	0
WCOM	2-Aug-06	76	94	0
WCOM	3-Aug-06	75	93	0
WCOM	4-Aug-06	70	88	0
WCOM	5-Aug-06	67	89	0
WCOM	6-Aug-06	69	92	0
WCOM	7-Aug-06	74	93	0
WCOM	8-Aug-06	72	91	0
WCOM	9-Aug-06	73	91	0
WCOM	10-Aug-06	71	94	0
WCOM	11-Aug-06	69	80	0
WCOM	12-Aug-06	67	85	0
WCOM	13-Aug-06	67	86	0
WCOM	14-Aug-06	72	89	0
WCOM	15-Aug-06	66	84	0
WCOM	16-Aug-06	63	86	0
WCOM	17-Aug-06	64	90	0
WCOM	18-Aug-06	71	92	0
WCOM	19-Aug-06	74	91	0
WCOM	20-Aug-06	70	85	0

Weather Zone Code	Weather Date	Low Temperature	High Temperature	Heating Degree Days
WCOM	21-Aug-06	68	85	0
WCOM	22-Aug-06	65	84	0
WCOM	23-Aug-06	62	85	0
WCOM	24-Aug-06	60	87	0
WCOM	25-Aug-06	63	90	0
WCOM	26-Aug-06	71	89	0
WCOM	27-Aug-06	73	90	0
WCOM	28-Aug-06	72	87	0
WCOM	29-Aug-06	58	82	0
WCOM	30-Aug-06	63	78	0
WCOM	31-Aug-06	64	80	0
WCOM	1-Sep-06	65	78	0
WCOM	2-Sep-06	61	71	0
WCOM	3-Sep-06	59	77	0
WCOM	4-Sep-06	58	75	0
WCOM	5-Sep-06	57	78	0
WCOM	6-Sep-06	56	80	0
WCOM	7-Sep-06	56	83	0
WCOM	8-Sep-06	56	84	0
WCOM	9-Sep-06	60	88	0
WCOM	10-Sep-06	64	86	0
WCOM	11-Sep-06	64	82	0
WCOM	12-Sep-06	64	75	0
WCOM	13-Sep-06	58	70	1
WCOM	14-Sep-06	56	74	0
WCOM	15-Sep-06	54	81	0
WCOM	16-Sep-06	55	83	0
WCOM	17-Sep-06	61	87	0
WCOM	18-Sep-06	55	74	0
WCOM	19-Sep-06	51	70	4
WCOM	20-Sep-06	46	66	9
WCOM	21-Sep-06	46	71	6
WCOM	22-Sep-06	60	76	0
WCOM	23-Sep-06	66	77	0
WCOM	24-Sep-06	57	71	1
WCOM	25-Sep-06	50	72	4
WCOM	26-Sep-06	51	77	1
WCOM	27-Sep-06	55	81	0
WCOM	28-Sep-06	47	66	8
WCOM	29-Sep-06	42	66	11
WCOM	30-Sep-06	54	74	1
WCOM	1-Oct-06	49	80	0
WCOM	2-Oct-06	52	83	0
WCOM	3-Oct-06	61	85	0
WCOM	4-Oct-06	62	87	0
WCOM	5-Oct-06	53	72	2
WCOM	6-Oct-06	45	67	9
WCOM	7-Oct-06	42	70	9
WCOM	8-Oct-06	45	76	4
WCOM	9-Oct-06	50	79	0
WCOM	10-Oct-06	54	76	0
WCOM	11-Oct-06	48	70	6
WCOM	12-Oct-06	35	53	21
WCOM	13-Oct-06	32	58	20
WCOM	14-Oct-06	33	61	18
WCOM	15-Oct-06	33	63	17
WCOM	16-Oct-06	50	60	10
WCOM	17-Oct-06	58	68	2
WCOM	18-Oct-06	59	76	0
WCOM	19-Oct-06	43	64	11
WCOM	20-Oct-06	38	54	19
WCOM	21-Oct-06	36	63	15
WCOM	22-Oct-06	41	56	16
WCOM	23-Oct-06	33	50	23
WCOM	24-Oct-06	30	50	25
WCOM	25-Oct-06	32	52	23
WCOM	26-Oct-06	46	52	16
WCOM	27-Oct-06	47	60	11
WCOM	28-Oct-06	41	58	15
WCOM	29-Oct-06	43	69	9
WCOM	30-Oct-06	48	72	5
WCOM	31-Oct-06	47	66	8
WCOM	1-Nov-06	35	48	23
WCOM	2-Nov-06	27	49	27
WCOM	3-Nov-06	24	52	27
WCOM	4-Nov-06	32	57	20
WCOM	5-Nov-06	43	56	15
WCOM	6-Nov-06	48	59	11
WCOM	7-Nov-06	52	57	10
WCOM	8-Nov-06	47	61	11
WCOM	9-Nov-06	46	75	4
WCOM	10-Nov-06	49	75	3
WCOM	11-Nov-06	39	56	17
WCOM	12-Nov-06	34	48	24
WCOM	13-Nov-06	32	50	24
WCOM	14-Nov-06	32	52	23
WCOM	15-Nov-06	45	55	15
WCOM	16-Nov-06	37	49	22
WCOM	17-Nov-06	31	50	24
WCOM	18-Nov-06	36	52	21
WCOM	19-Nov-06	37	44	24
WCOM	20-Nov-06	30	47	26
WCOM	21-Nov-06	25	51	27
WCOM	22-Nov-06	26	57	23
WCOM	23-Nov-06	27	61	21
WCOM	24-Nov-06	29	67	17
WCOM	25-Nov-06	35	68	13
WCOM	26-Nov-06	46	69	7

Weather Zone Code	Weather Date	Low Temperature	High Temperature	Heating Degree Days
WCOM	27-Nov-06	44	67	9
WCOM	28-Nov-06	44	65	10
WCOM	29-Nov-06	60	70	0
WCOM	30-Nov-06	48	68	7
WCOM	1-Dec-06	27	57	23
WCOM	2-Dec-06	24	43	31
WCOM	3-Dec-06	20	36	37
WCOM	4-Dec-06	16	34	40
WCOM	5-Dec-06	22	45	31
WCOM	6-Dec-06	29	51	25
WCOM	7-Dec-06	15	37	39
WCOM	8-Dec-06	11	30	44
WCOM	9-Dec-06	19	45	33
WCOM	10-Dec-06	29	52	24
WCOM	11-Dec-06	38	63	14
WCOM	12-Dec-06	47	58	12
WCOM	13-Dec-06	38	61	15
WCOM	14-Dec-06	41	62	13
WCOM	15-Dec-06	39	62	14
WCOM	16-Dec-06	36	65	14
WCOM	17-Dec-06	52	67	5
WCOM	18-Dec-06	45	61	12
WCOM	19-Dec-06	37	52	20
WCOM	20-Dec-06	36	55	19
WCOM	21-Dec-06	51	58	10
WCOM	22-Dec-06	41	58	15
WCOM	23-Dec-06	33	48	24
WCOM	24-Dec-06	28	49	26
WCOM	25-Dec-06	38	45	23
WCOM	26-Dec-06	31	39	30
WCOM	27-Dec-06	27	46	28
WCOM	28-Dec-06	34	55	20
WCOM	29-Dec-06	36	59	17
WCOM	30-Dec-06	41	59	15
WCOM	31-Dec-06	47	62	10
WCOM	1-Jan-07	33	47	25
WCOM	2-Jan-07	28	48	27
WCOM	3-Jan-07	26	53	25
WCOM	4-Jan-07	40	58	16
WCOM	5-Jan-07	52	63	7
WCOM	6-Jan-07	39	54	18
WCOM	7-Jan-07	37	47	23
WCOM	8-Jan-07	32	45	26
WCOM	9-Jan-07	30	45	27
WCOM	10-Jan-07	23	44	31
WCOM	11-Jan-07	31	55	22
WCOM	12-Jan-07	52	60	9
WCOM	13-Jan-07	47	62	10
WCOM	14-Jan-07	48	62	10
WCOM	15-Jan-07	31	62	18
WCOM	16-Jan-07	23	31	38
WCOM	17-Jan-07	22	36	36
WCOM	18-Jan-07	32	42	28
WCOM	19-Jan-07	28	40	31
WCOM	20-Jan-07	24	40	33
WCOM	21-Jan-07	33	42	27
WCOM	22-Jan-07	32	40	29
WCOM	23-Jan-07	29	39	31
WCOM	24-Jan-07	28	42	30
WCOM	25-Jan-07	23	37	35
WCOM	26-Jan-07	20	49	30
WCOM	27-Jan-07	30	49	25
WCOM	28-Jan-07	14	31	42
WCOM	29-Jan-07	12	37	40
WCOM	30-Jan-07	14	34	41
WCOM	31-Jan-07	10	29	45
WCOM	1-Feb-07	25	32	36
WCOM	2-Feb-07	16	31	41
WCOM	3-Feb-07	13	35	41
WCOM	4-Feb-07	11	28	45
WCOM	5-Feb-07	10	21	49
WCOM	6-Feb-07	16	44	35
WCOM	7-Feb-07	18	34	39
WCOM	8-Feb-07	18	30	41
WCOM	9-Feb-07	18	30	41
WCOM	10-Feb-07	18	33	39
WCOM	11-Feb-07	15	43	36
WCOM	12-Feb-07	31	44	27
WCOM	13-Feb-07	23	46	30
WCOM	14-Feb-07	18	27	42
WCOM	15-Feb-07	13	27	45
WCOM	16-Feb-07	9	30	45
WCOM	17-Feb-07	20	33	38
WCOM	18-Feb-07	16	36	39
WCOM	19-Feb-07	26	53	25
WCOM	20-Feb-07	45	61	12
WCOM	21-Feb-07	42	60	14
WCOM	22-Feb-07	32	56	21
WCOM	23-Feb-07	29	50	25
WCOM	24-Feb-07	35	50	22
WCOM	25-Feb-07	38	53	19
WCOM	26-Feb-07	30	49	25
WCOM	27-Feb-07	27	53	25
WCOM	28-Feb-07	32	66	16
WCOM	1-Mar-07	42	62	13
WCOM	2-Mar-07	36	56	19
WCOM	3-Mar-07	29	44	28
WCOM	4-Mar-07	23	40	33

Weather Zone Code	Weather Date	Low Temperature	High Temperature	Heating Degree Days
WCOM	5-Mar-07	27	59	22
WCOM	6-Mar-07	28	51	25
WCOM	7-Mar-07	35	65	15
WCOM	8-Mar-07	29	61	20
WCOM	9-Mar-07	34	73	11
WCOM	10-Mar-07	46	66	9
WCOM	11-Mar-07	39	64	13
WCOM	12-Mar-07	35	73	11
WCOM	13-Mar-07	51	78	0
WCOM	14-Mar-07	60	74	0
WCOM	15-Mar-07	41	66	11
WCOM	16-Mar-07	33	49	24
WCOM	17-Mar-07	28	43	29
WCOM	18-Mar-07	27	51	26
WCOM	19-Mar-07	40	64	13
WCOM	20-Mar-07	52	64	7
WCOM	21-Mar-07	54	76	0
WCOM	22-Mar-07	58	74	0
WCOM	23-Mar-07	58	76	0
WCOM	24-Mar-07	55	81	0
WCOM	25-Mar-07	52	83	0
WCOM	26-Mar-07	59	82	0
WCOM	27-Mar-07	57	81	0
WCOM	28-Mar-07	60	72	0
WCOM	29-Mar-07	58	78	0
WCOM	30-Mar-07	57	79	0
WCOM	31-Mar-07	58	75	0
WCOM	1-Apr-07	57	74	0
WCOM	2-Apr-07	52	78	0
WCOM	3-Apr-07	54	81	0
WCOM	4-Apr-07	35	54	20
WCOM	5-Apr-07	32	45	26
WCOM	6-Apr-07	28	42	30
WCOM	7-Apr-07	25	40	32
WCOM	8-Apr-07	23	47	30
WCOM	9-Apr-07	27	54	24
WCOM	10-Apr-07	32	62	18
WCOM	11-Apr-07	47	66	8
WCOM	12-Apr-07	37	54	19
WCOM	13-Apr-07	36	51	21
WCOM	14-Apr-07	39	53	19
WCOM	15-Apr-07	36	55	19
WCOM	16-Apr-07	40	67	11
WCOM	17-Apr-07	37	72	10
WCOM	18-Apr-07	49	69	6
WCOM	19-Apr-07	44	60	13
WCOM	20-Apr-07	39	70	10
WCOM	21-Apr-07	43	76	5
WCOM	22-Apr-07	49	79	1
WCOM	23-Apr-07	63	79	0
WCOM	24-Apr-07	61	80	0
WCOM	25-Apr-07	63	77	0
WCOM	26-Apr-07	57	72	0
WCOM	27-Apr-07	52	66	6
WCOM	28-Apr-07	51	76	1
WCOM	29-Apr-07	50	81	0
WCOM	30-Apr-07	55	86	0
WCOM	1-May-07	60	85	0
WCOM	2-May-07	61	76	0
WCOM	3-May-07	62	71	0
WCOM	4-May-07	62	76	0
WCOM	5-May-07	61	79	0
WCOM	6-May-07	60	78	0
WCOM	7-May-07	53	81	0
WCOM	8-May-07	57	85	0
WCOM	9-May-07	60	85	0
WCOM	10-May-07	63	85	0
WCOM	11-May-07	64	83	0
WCOM	12-May-07	62	85	0
WCOM	13-May-07	56	77	0
WCOM	14-May-07	49	83	0
WCOM	15-May-07	62	85	0
WCOM	16-May-07	51	70	4
WCOM	17-May-07	47	68	7
WCOM	18-May-07	44	69	8
WCOM	19-May-07	43	74	6
WCOM	20-May-07	46	80	2
WCOM	21-May-07	49	83	0
WCOM	22-May-07	54	86	0
WCOM	23-May-07	58	87	0
WCOM	24-May-07	64	85	0
WCOM	25-May-07	62	86	0
WCOM	26-May-07	61	85	0
WCOM	27-May-07	61	86	0
WCOM	28-May-07	63	88	0
WCOM	29-May-07	62	88	0
WCOM	30-May-07	63	86	0
WCOM	31-May-07	65	81	0
WCOM	1-Jun-07	65	87	0
WCOM	2-Jun-07	65	87	0
WCOM	3-Jun-07	64	84	0
WCOM	4-Jun-07	62	81	0
WCOM	5-Jun-07	59	81	0
WCOM	6-Jun-07	57	87	0
WCOM	7-Jun-07	68	90	0
WCOM	8-Jun-07	67	84	0
WCOM	9-Jun-07	61	83	0
WCOM	10-Jun-07	58	83	0



Weather Zone Code	Weather Date	Low Temperature	High Temperature	Heating Degree Days
WCOM	11-Jun-07	54	82	0
WCOM	12-Jun-07	60	85	0
WCOM	13-Jun-07	59	89	0
WCOM	14-Jun-07	63	91	0
WCOM	15-Jun-07	63	91	0
WCOM	16-Jun-07	61	91	0
WCOM	17-Jun-07	63	93	0
WCOM	18-Jun-07	68	89	0
WCOM	19-Jun-07	67	84	0
WCOM	20-Jun-07	62	85	0
WCOM	21-Jun-07	58	89	0
WCOM	22-Jun-07	64	87	0
WCOM	23-Jun-07	67	88	0
WCOM	24-Jun-07	68	84	0
WCOM	25-Jun-07	69	86	0
WCOM	26-Jun-07	69	88	0
WCOM	27-Jun-07	68	89	0
WCOM	28-Jun-07	70	89	0
WCOM	29-Jun-07	69	86	0
WCOM	30-Jun-07	68	86	0
WCOM	1-Jul-07	67	82	0
WCOM	2-Jul-07	61	83	0
WCOM	3-Jul-07	59	87	0
WCOM	4-Jul-07	67	88	0
WCOM	5-Jul-07	69	87	0
WCOM	6-Jul-07	68	89	0
WCOM	7-Jul-07	67	89	0
WCOM	8-Jul-07	66	90	0
WCOM	9-Jul-07	67	90	0
WCOM	10-Jul-07	71	85	0
WCOM	11-Jul-07	65	84	0
WCOM	12-Jul-07	60	82	0
WCOM	13-Jul-07	64	84	0
WCOM	14-Jul-07	63	88	0
WCOM	15-Jul-07	69	90	0
WCOM	16-Jul-07	68	89	0
WCOM	17-Jul-07	69	90	0
WCOM	18-Jul-07	71	93	0
WCOM	19-Jul-07	72	92	0
WCOM	20-Jul-07	64	82	0
WCOM	21-Jul-07	60	82	0
WCOM	22-Jul-07	58	83	0
WCOM	23-Jul-07	58	85	0
WCOM	24-Jul-07	61	85	0
WCOM	25-Jul-07	61	86	0
WCOM	26-Jul-07	63	90	0
WCOM	27-Jul-07	71	88	0
WCOM	28-Jul-07	72	87	0
WCOM	29-Jul-07	69	89	0
WCOM	30-Jul-07	69	90	0
WCOM	31-Jul-07	69	91	0
WCOM	1-Aug-07	67	92	0
WCOM	2-Aug-07	68	94	0
WCOM	3-Aug-07	70	94	0
WCOM	4-Aug-07	70	95	0
WCOM	5-Aug-07	74	96	0
WCOM	6-Aug-07	75	96	0
WCOM	7-Aug-07	77	98	0
WCOM	8-Aug-07	76	99	0
WCOM	9-Aug-07	77	99	0
WCOM	10-Aug-07	75	96	0
WCOM	11-Aug-07	70	96	0
WCOM	12-Aug-07	66	98	0
WCOM	13-Aug-07	70	96	0
WCOM	14-Aug-07	66	96	0
WCOM	15-Aug-07	70	102	0
WCOM	16-Aug-07	70	102	0
WCOM	17-Aug-07	72	95	0
WCOM	18-Aug-07	68	95	0
WCOM	19-Aug-07	70	95	0
WCOM	20-Aug-07	75	95	0
WCOM	21-Aug-07	74	94	0
WCOM	22-Aug-07	73	98	0
WCOM	23-Aug-07	73	100	0
WCOM	24-Aug-07	72	99	0
WCOM	25-Aug-07	71	90	0
WCOM	26-Aug-07	68	91	0
WCOM	27-Aug-07	64	95	0
WCOM	28-Aug-07	68	97	0
WCOM	29-Aug-07	72	92	0
WCOM	30-Aug-07	70	89	0
WCOM	31-Aug-07	65	87	0
WCOM	1-Sep-07	60	89	0
WCOM	2-Sep-07	64	92	0
WCOM	3-Sep-07	67	94	0
WCOM	4-Sep-07	66	93	0
WCOM	5-Sep-07	68	91	0
WCOM	6-Sep-07	72	84	0
WCOM	7-Sep-07	72	88	0
WCOM	8-Sep-07	72	86	0
WCOM	9-Sep-07	70	80	0
WCOM	10-Sep-07	68	85	0
WCOM	11-Sep-07	58	76	0
WCOM	12-Sep-07	53	81	0
WCOM	13-Sep-07	52	84	0
WCOM	14-Sep-07	61	84	0
WCOM	15-Sep-07	49	70	5
WCOM	16-Sep-07	47	76	3

Weather Zone Code	Weather Date	Low Temperature	High Temperature	Heating Degree Days
WCOM	17-Sep-07	52	85	0
WCOM	18-Sep-07	61	86	0
WCOM	19-Sep-07	56	87	0
WCOM	20-Sep-07	58	90	0
WCOM	21-Sep-07	57	90	0
WCOM	22-Sep-07	65	92	0
WCOM	23-Sep-07	66	94	0
WCOM	24-Sep-07	69	93	0
WCOM	25-Sep-07	70	89	0
WCOM	26-Sep-07	68	83	0
WCOM	27-Sep-07	61	81	0
WCOM	28-Sep-07	56	84	0
WCOM	29-Sep-07	50	82	0
WCOM	30-Sep-07	54	84	0
WCOM	1-Oct-07	60	82	0
WCOM	2-Oct-07	60	85	0
WCOM	3-Oct-07	62	83	0
WCOM	4-Oct-07	64	87	0
WCOM	5-Oct-07	69	87	0
WCOM	6-Oct-07	67	90	0
WCOM	7-Oct-07	64	92	0
WCOM	8-Oct-07	64	96	0
WCOM	9-Oct-07	61	81	0
WCOM	10-Oct-07	49	69	6
WCOM	11-Oct-07	42	65	11
WCOM	12-Oct-07	43	69	9
WCOM	13-Oct-07	43	74	6
WCOM	14-Oct-07	50	82	0
WCOM	15-Oct-07	53	82	0
WCOM	16-Oct-07	56	75	0
WCOM	17-Oct-07	57	84	0
WCOM	18-Oct-07	65	83	0
WCOM	19-Oct-07	54	70	3
WCOM	20-Oct-07	47	76	3
WCOM	21-Oct-07	51	80	0
WCOM	22-Oct-07	53	67	5
WCOM	23-Oct-07	52	61	8
WCOM	24-Oct-07	50	56	12
WCOM	25-Oct-07	48	57	12
WCOM	26-Oct-07	49	59	11
WCOM	27-Oct-07	47	62	10
WCOM	28-Oct-07	40	61	14
WCOM	29-Oct-07	35	65	15
WCOM	30-Oct-07	36	67	13
WCOM	31-Oct-07	41	72	8
WCOM	1-Nov-07	39	61	15
WCOM	2-Nov-07	33	64	16
WCOM	3-Nov-07	33	64	16
WCOM	4-Nov-07	34	64	16
WCOM	5-Nov-07	41	73	8
WCOM	6-Nov-07	32	49	24
WCOM	7-Nov-07	27	49	27
WCOM	8-Nov-07	35	58	18
WCOM	9-Nov-07	39	64	13
WCOM	10-Nov-07	32	55	21
WCOM	11-Nov-07	40	62	14
WCOM	12-Nov-07	54	68	4
WCOM	13-Nov-07	56	65	4
WCOM	14-Nov-07	48	69	6
WCOM	15-Nov-07	33	50	23
WCOM	16-Nov-07	26	51	26
WCOM	17-Nov-07	35	62	16
WCOM	18-Nov-07	37	63	15
WCOM	19-Nov-07	52	65	6
WCOM	20-Nov-07	54	70	3
WCOM	21-Nov-07	49	68	6
WCOM	22-Nov-07	34	51	22
WCOM	23-Nov-07	26	39	32
WCOM	24-Nov-07	24	43	31
WCOM	25-Nov-07	34	46	25
WCOM	26-Nov-07	38	52	20
WCOM	27-Nov-07	30	51	24
WCOM	28-Nov-07	29	57	22
WCOM	29-Nov-07	28	50	26
WCOM	30-Nov-07	23	53	27
WCOM	1-Dec-07	32	56	21
WCOM	2-Dec-07	37	63	15
WCOM	3-Dec-07	27	41	31
WCOM	4-Dec-07	25	47	29
WCOM	5-Dec-07	26	50	27
WCOM	6-Dec-07	21	37	36
WCOM	7-Dec-07	36	45	24
WCOM	8-Dec-07	42	48	20
WCOM	9-Dec-07	45	55	15
WCOM	10-Dec-07	42	50	19
WCOM	11-Dec-07	44	70	8
WCOM	12-Dec-07	42	56	16
WCOM	13-Dec-07	36	46	24
WCOM	14-Dec-07	33	40	28
WCOM	15-Dec-07	33	42	27
WCOM	16-Dec-07	24	38	34
WCOM	17-Dec-07	21	41	34
WCOM	18-Dec-07	27	49	27
WCOM	19-Dec-07	35	54	20
WCOM	20-Dec-07	35	49	23
WCOM	21-Dec-07	46	55	14
WCOM	22-Dec-07	48	58	12
WCOM	23-Dec-07	31	50	24

Weather Zone Code	Weather Date	Low Temperature	High Temperature	Heating Degree Days
WCOM	24-Dec-07	27	45	29
WCOM	25-Dec-07	24	50	28
WCOM	26-Dec-07	27	52	25
WCOM	27-Dec-07	36	44	25
WCOM	28-Dec-07	36	49	22
WCOM	29-Dec-07	30	43	28
WCOM	30-Dec-07	28	46	28
WCOM	31-Dec-07	30	55	22
WCOM	1-Jan-08	19	37	37
WCOM	2-Jan-08	12	22	48
WCOM	3-Jan-08	10	30	45
WCOM	4-Jan-08	21	46	31
WCOM	5-Jan-08	40	50	20
WCOM	6-Jan-08	52	65	6
WCOM	7-Jan-08	59	70	0
WCOM	8-Jan-08	52	67	5
WCOM	9-Jan-08	38	52	20
WCOM	10-Jan-08	38	59	16
WCOM	11-Jan-08	35	47	24
WCOM	12-Jan-08	26	51	26
WCOM	13-Jan-08	28	44	29
WCOM	14-Jan-08	25	36	34
WCOM	15-Jan-08	20	38	36
WCOM	16-Jan-08	23	40	33
WCOM	17-Jan-08	30	40	30
WCOM	18-Jan-08	22	38	35
WCOM	19-Jan-08	13	31	43
WCOM	20-Jan-08	9	23	49
WCOM	21-Jan-08	13	41	38
WCOM	22-Jan-08	22	39	34
WCOM	23-Jan-08	17	36	38
WCOM	24-Jan-08	12	29	44
WCOM	25-Jan-08	9	31	45
WCOM	26-Jan-08	28	37	32
WCOM	27-Jan-08	27	48	27
WCOM	28-Jan-08	25	54	25
WCOM	29-Jan-08	24	60	23
WCOM	30-Jan-08	18	34	39
WCOM	31-Jan-08	24	38	34
WCOM	1-Feb-08	25	38	33
WCOM	2-Feb-08	23	54	26
WCOM	3-Feb-08	31	56	21
WCOM	4-Feb-08	53	68	4
WCOM	5-Feb-08	57	72	0
WCOM	6-Feb-08	35	63	16
WCOM	7-Feb-08	33	39	29
WCOM	8-Feb-08	30	50	25
WCOM	9-Feb-08	36	56	19
WCOM	10-Feb-08	19	44	33
WCOM	11-Feb-08	18	33	39
WCOM	12-Feb-08	25	40	32
WCOM	13-Feb-08	20	25	42
WCOM	14-Feb-08	20	45	32
WCOM	15-Feb-08	34	47	24
WCOM	16-Feb-08	32	48	25
WCOM	17-Feb-08	42	64	12
WCOM	18-Feb-08	33	46	25
WCOM	19-Feb-08	24	36	35
WCOM	20-Feb-08	22	42	33
WCOM	21-Feb-08	21	36	36
WCOM	22-Feb-08	30	38	31
WCOM	23-Feb-08	28	35	33
WCOM	24-Feb-08	31	37	31
WCOM	25-Feb-08	35	49	23
WCOM	26-Feb-08	26	49	27
WCOM	27-Feb-08	23	32	37
WCOM	28-Feb-08	22	45	31
WCOM	29-Feb-08	36	57	18
WCOM	1-Mar-08	29	58	21
WCOM	2-Mar-08	42	72	8
WCOM	3-Mar-08	41	68	10
WCOM	4-Mar-08	32	46	26
WCOM	5-Mar-08	30	47	26
WCOM	6-Mar-08	30	45	27
WCOM	7-Mar-08	26	35	34
WCOM	8-Mar-08	21	33	38
WCOM	9-Mar-08	23	49	29
WCOM	10-Mar-08	32	54	22
WCOM	11-Mar-08	28	52	25
WCOM	12-Mar-08	36	68	13
WCOM	13-Mar-08	47	69	7
WCOM	14-Mar-08	44	60	13
WCOM	15-Mar-08	41	53	18
WCOM	16-Mar-08	39	53	19
WCOM	17-Mar-08	41	65	12
WCOM	18-Mar-08	53	68	4
WCOM	19-Mar-08	37	58	17
WCOM	20-Mar-08	33	58	19
WCOM	21-Mar-08	40	69	10
WCOM	22-Mar-08	37	56	18
WCOM	23-Mar-08	30	48	26
WCOM	24-Mar-08	29	45	28
WCOM	25-Mar-08	31	63	18
WCOM	26-Mar-08	48	67	7
WCOM	27-Mar-08	55	69	3
WCOM	28-Mar-08	40	65	12
WCOM	29-Mar-08	38	51	20
WCOM	30-Mar-08	48	62	10

Weather Zone Code	Weather Date	Low Temperature	High Temperature	Heating Degree Days
WCOM	31-Mar-08	55	68	3
WCOM	1-Apr-08	43	61	13
WCOM	2-Apr-08	37	58	17
WCOM	3-Apr-08	44	61	12
WCOM	4-Apr-08	43	60	13
WCOM	5-Apr-08	39	58	16
WCOM	6-Apr-08	39	67	12
WCOM	7-Apr-08	46	75	4
WCOM	8-Apr-08	53	72	2
WCOM	9-Apr-08	53	68	4
WCOM	10-Apr-08	57	78	0
WCOM	11-Apr-08	52	72	3
WCOM	12-Apr-08	40	53	18
WCOM	13-Apr-08	37	45	24
WCOM	14-Apr-08	36	50	22
WCOM	15-Apr-08	31	60	19
WCOM	16-Apr-08	38	70	11
WCOM	17-Apr-08	48	74	4
WCOM	18-Apr-08	48	73	4
WCOM	19-Apr-08	47	59	12
WCOM	20-Apr-08	44	68	9
WCOM	21-Apr-08	46	76	4
WCOM	22-Apr-08	50	79	0
WCOM	23-Apr-08	54	84	0
WCOM	24-Apr-08	58	79	0
WCOM	25-Apr-08	59	82	0
WCOM	26-Apr-08	50	70	5
WCOM	27-Apr-08	47	68	7
WCOM	28-Apr-08	40	61	14
WCOM	29-Apr-08	35	57	19
WCOM	30-Apr-08	38	75	8
WCOM	1-May-08	59	76	0
WCOM	2-May-08	61	74	0
WCOM	3-May-08	46	69	7
WCOM	4-May-08	41	68	10
WCOM	5-May-08	44	76	5
WCOM	6-May-08	49	79	1
WCOM	7-May-08	60	77	0
WCOM	8-May-08	60	72	0
WCOM	9-May-08	56	70	2
WCOM	10-May-08	52	73	2
WCOM	11-May-08	49	65	8
WCOM	12-May-08	45	69	8
WCOM	13-May-08	45	72	6
WCOM	14-May-08	57	68	2
WCOM	15-May-08	56	66	4
WCOM	16-May-08	50	66	7
WCOM	17-May-08	49	78	1
WCOM	18-May-08	50	75	2
WCOM	19-May-08	45	77	4
WCOM	20-May-08	55	74	0
WCOM	21-May-08	48	74	4
WCOM	22-May-08	49	76	2
WCOM	23-May-08	59	82	0
WCOM	24-May-08	59	77	0
WCOM	25-May-08	56	85	0
WCOM	26-May-08	66	80	0
WCOM	27-May-08	64	81	0
WCOM	28-May-08	57	73	0
WCOM	29-May-08	55	82	0
WCOM	30-May-08	63	85	0
WCOM	31-May-08	70	87	0
WCOM	1-Jun-08	67	85	0
WCOM	2-Jun-08	64	86	0
WCOM	3-Jun-08	71	88	0
WCOM	4-Jun-08	74	88	0
WCOM	5-Jun-08	75	89	0
WCOM	6-Jun-08	74	91	0
WCOM	7-Jun-08	75	92	0
WCOM	8-Jun-08	74	93	0
WCOM	9-Jun-08	69	92	0
WCOM	10-Jun-08	66	85	0
WCOM	11-Jun-08	61	89	0
WCOM	12-Jun-08	71	92	0
WCOM	13-Jun-08	68	87	0
WCOM	14-Jun-08	67	83	0
WCOM	15-Jun-08	65	88	0
WCOM	16-Jun-08	67	88	0
WCOM	17-Jun-08	59	80	0
WCOM	18-Jun-08	55	81	0
WCOM	19-Jun-08	58	85	0
WCOM	20-Jun-08	64	76	0
WCOM	21-Jun-08	63	85	0
WCOM	22-Jun-08	63	86	0
WCOM	23-Jun-08	61	86	0
WCOM	24-Jun-08	60	87	0
WCOM	25-Jun-08	69	92	0
WCOM	26-Jun-08	70	91	0
WCOM	27-Jun-08	69	89	0
WCOM	28-Jun-08	70	86	0
WCOM	29-Jun-08	66	82	0
WCOM	30-Jun-08	62	81	0
WCOM	1-Jul-08	58	85	0
WCOM	2-Jul-08	65	88	0
WCOM	3-Jul-08	68	84	0
WCOM	4-Jul-08	69	82	0
WCOM	5-Jul-08	67	84	0
WCOM	6-Jul-08	63	88	0

Weather Zone Code	Weather Date	Low Temperature	High Temperature	Heating Degree Days
WCOM	7-Jul-08	69	89	0
WCOM	8-Jul-08	73	93	0
WCOM	9-Jul-08	70	83	0
WCOM	10-Jul-08	69	86	0
WCOM	11-Jul-08	68	91	0
WCOM	12-Jul-08	72	93	0
WCOM	13-Jul-08	65	84	0
WCOM	14-Jul-08	61	86	0
WCOM	15-Jul-08	62	89	0
WCOM	16-Jul-08	64	91	0
WCOM	17-Jul-08	65	91	0
WCOM	18-Jul-08	68	92	0
WCOM	19-Jul-08	71	94	0
WCOM	20-Jul-08	72	95	0
WCOM	21-Jul-08	74	95	0
WCOM	22-Jul-08	70	89	0
WCOM	23-Jul-08	66	85	0
WCOM	24-Jul-08	60	83	0
WCOM	25-Jul-08	66	86	0
WCOM	26-Jul-08	71	90	0
WCOM	27-Jul-08	71	91	0
WCOM	28-Jul-08	71	89	0
WCOM	29-Jul-08	70	95	0
WCOM	30-Jul-08	73	92	0
WCOM	31-Jul-08	72	88	0
WCOM	1-Aug-08	70	91	0
WCOM	2-Aug-08	72	92	0
WCOM	3-Aug-08	67	88	0
WCOM	4-Aug-08	67	92	0
WCOM	5-Aug-08	71	93	0
WCOM	6-Aug-08	72	90	0
WCOM	7-Aug-08	68	86	0
WCOM	8-Aug-08	62	84	0
WCOM	9-Aug-08	60	84	0
WCOM	10-Aug-08	61	86	0
WCOM	11-Aug-08	59	83	0
WCOM	12-Aug-08	59	84	0
WCOM	13-Aug-08	60	85	0
WCOM	14-Aug-08	61	85	0
WCOM	15-Aug-08	65	84	0
WCOM	16-Aug-08	61	85	0
WCOM	17-Aug-08	57	87	0
WCOM	18-Aug-08	59	88	0
WCOM	19-Aug-08	60	90	0
WCOM	20-Aug-08	67	90	0
WCOM	21-Aug-08	71	87	0
WCOM	22-Aug-08	71	92	0
WCOM	23-Aug-08	69	92	0
WCOM	24-Aug-08	71	89	0
WCOM	25-Aug-08	68	84	0
WCOM	26-Aug-08	68	84	0
WCOM	27-Aug-08	66	84	0
WCOM	28-Aug-08	65	90	0
WCOM	29-Aug-08	68	86	0
WCOM	30-Aug-08	65	90	0
WCOM	31-Aug-08	68	93	0
WCOM	1-Sep-08	70	94	0
WCOM	2-Sep-08	71	91	0
WCOM	3-Sep-08	71	90	0
WCOM	4-Sep-08	68	83	0
WCOM	5-Sep-08	66	75	0
WCOM	6-Sep-08	63	79	0
WCOM	7-Sep-08	60	83	0
WCOM	8-Sep-08	62	89	0
WCOM	9-Sep-08	61	75	0
WCOM	10-Sep-08	59	85	0
WCOM	11-Sep-08	65	86	0
WCOM	12-Sep-08	72	91	0
WCOM	13-Sep-08	73	94	0
WCOM	14-Sep-08	63	83	0
WCOM	15-Sep-08	56	70	2
WCOM	16-Sep-08	54	76	0
WCOM	17-Sep-08	52	81	0
WCOM	18-Sep-08	52	86	0
WCOM	19-Sep-08	57	85	0
WCOM	20-Sep-08	61	80	0
WCOM	21-Sep-08	61	84	0
WCOM	22-Sep-08	58	88	0
WCOM	23-Sep-08	57	89	0
WCOM	24-Sep-08	55	88	0
WCOM	25-Sep-08	52	86	0
WCOM	26-Sep-08	53	82	0
WCOM	27-Sep-08	56	83	0
WCOM	28-Sep-08	54	85	0
WCOM	29-Sep-08	53	85	0
WCOM	30-Sep-08	54	75	0
WCOM	1-Oct-08	47	71	6
WCOM	2-Oct-08	43	69	9
WCOM	3-Oct-08	41	74	7
WCOM	4-Oct-08	44	80	3
WCOM	5-Oct-08	48	85	0
WCOM	6-Oct-08	53	85	0
WCOM	7-Oct-08	59	74	0
WCOM	8-Oct-08	53	73	2
WCOM	9-Oct-08	48	77	2
WCOM	10-Oct-08	49	82	0
WCOM	11-Oct-08	58	86	0
WCOM	12-Oct-08	60	86	0

Weather Zone Code	Weather Date	Low Temperature	High Temperature	Heating Degree Days
WCOM	13-Oct-08	51	82	0
WCOM	14-Oct-08	62	82	0
WCOM	15-Oct-08	61	85	0
WCOM	16-Oct-08	50	68	6
WCOM	17-Oct-08	44	66	10
WCOM	18-Oct-08	43	65	11
WCOM	19-Oct-08	37	65	14
WCOM	20-Oct-08	38	70	11
WCOM	21-Oct-08	47	65	9
WCOM	22-Oct-08	43	66	10
WCOM	23-Oct-08	46	70	7
WCOM	24-Oct-08	49	60	10
WCOM	25-Oct-08	41	61	14
WCOM	26-Oct-08	44	69	8
WCOM	27-Oct-08	38	50	21
WCOM	28-Oct-08	32	50	24
WCOM	29-Oct-08	30	60	20
WCOM	30-Oct-08	31	68	15
WCOM	31-Oct-08	41	72	8
WCOM	1-Nov-08	43	73	7
WCOM	2-Nov-08	41	74	7
WCOM	3-Nov-08	41	75	7
WCOM	4-Nov-08	40	75	7
WCOM	5-Nov-08	42	76	6
WCOM	6-Nov-08	49	73	4
WCOM	7-Nov-08	44	60	13
WCOM	8-Nov-08	38	54	19
WCOM	9-Nov-08	32	43	27
WCOM	10-Nov-08	26	49	27
WCOM	11-Nov-08	40	51	19
WCOM	12-Nov-08	48	55	13
WCOM	13-Nov-08	49	58	11
WCOM	14-Nov-08	49	61	10
WCOM	15-Nov-08	37	51	21
WCOM	16-Nov-08	34	46	25
WCOM	17-Nov-08	32	45	26
WCOM	18-Nov-08	23	40	33
WCOM	19-Nov-08	22	51	28
WCOM	20-Nov-08	30	43	28
WCOM	21-Nov-08	20	35	37
WCOM	22-Nov-08	16	38	38
WCOM	23-Nov-08	21	52	28
WCOM	24-Nov-08	33	53	22
WCOM	25-Nov-08	26	44	30
WCOM	26-Nov-08	23	56	25
WCOM	27-Nov-08	28	60	21
WCOM	28-Nov-08	33	52	22
WCOM	29-Nov-08	34	54	21
WCOM	30-Nov-08	36	45	24
WCOM	1-Dec-08	29	38	31
WCOM	2-Dec-08	25	43	31
WCOM	3-Dec-08	32	55	21
WCOM	4-Dec-08	24	41	32
WCOM	5-Dec-08	18	31	40
WCOM	6-Dec-08	22	41	33
WCOM	7-Dec-08	18	32	40
WCOM	8-Dec-08	28	53	24
WCOM	9-Dec-08	42	56	16
WCOM	10-Dec-08	34	45	25
WCOM	11-Dec-08	30	38	31
WCOM	12-Dec-08	24	41	32
WCOM	13-Dec-08	24	46	30
WCOM	14-Dec-08	41	60	14
WCOM	15-Dec-08	23	60	23
WCOM	16-Dec-08	22	34	37
WCOM	17-Dec-08	30	35	32
WCOM	18-Dec-08	31	43	28
WCOM	19-Dec-08	36	67	13
WCOM	20-Dec-08	33	45	26
WCOM	21-Dec-08	10	34	43
WCOM	22-Dec-08	6	23	50
WCOM	23-Dec-08	22	47	30
WCOM	24-Dec-08	33	59	19
WCOM	25-Dec-08	25	41	32
WCOM	26-Dec-08	34	66	15
WCOM	27-Dec-08	54	72	2
WCOM	28-Dec-08	31	56	21
WCOM	29-Dec-08	27	56	23
WCOM	30-Dec-08	28	61	20
WCOM	31-Dec-08	21	46	31
WCOM	1-Jan-09	18	45	33
WCOM	2-Jan-09	33	53	22
WCOM	3-Jan-09	40	62	14
WCOM	4-Jan-09	33	62	17
WCOM	5-Jan-09	27	35	34
WCOM	6-Jan-09	32	40	29
WCOM	7-Jan-09	32	44	27
WCOM	8-Jan-09	23	39	34
WCOM	9-Jan-09	21	53	28
WCOM	10-Jan-09	32	56	21
WCOM	11-Jan-09	27	36	33
WCOM	12-Jan-09	25	44	30
WCOM	13-Jan-09	16	42	36
WCOM	14-Jan-09	14	46	35
WCOM	15-Jan-09	6	18	53
WCOM	16-Jan-09	1	18	55
WCOM	17-Jan-09	14	43	36
WCOM	18-Jan-09	28	43	29

Weather Zone Code	Weather Date	Low Temperature	High Temperature	Heating Degree Days
WCOM	19-Jan-09	21	33	38
WCOM	20-Jan-09	14	28	44
WCOM	21-Jan-09	11	38	40
WCOM	22-Jan-09	26	54	25
WCOM	23-Jan-09	33	60	18
WCOM	24-Jan-09	19	34	38
WCOM	25-Jan-09	15	27	44
WCOM	26-Jan-09	23	32	37
WCOM	27-Jan-09	27	34	34
WCOM	28-Jan-09	21	31	39
WCOM	29-Jan-09	21	31	39
WCOM	30-Jan-09	20	36	37
WCOM	31-Jan-09	15	44	35
WCOM	1-Feb-09	35	55	20
WCOM	2-Feb-09	25	43	31
WCOM	3-Feb-09	15	33	41
WCOM	4-Feb-09	11	23	48
WCOM	5-Feb-09	7	37	43
WCOM	6-Feb-09	31	59	20
WCOM	7-Feb-09	48	64	9
WCOM	8-Feb-09	47	67	8
WCOM	9-Feb-09	44	71	7
WCOM	10-Feb-09	55	63	6
WCOM	11-Feb-09	48	66	8
WCOM	12-Feb-09	35	57	19
WCOM	13-Feb-09	33	53	22
WCOM	14-Feb-09	33	51	23
WCOM	15-Feb-09	29	44	28
WCOM	16-Feb-09	24	42	32
WCOM	17-Feb-09	23	48	29
WCOM	18-Feb-09	38	65	13
WCOM	19-Feb-09	21	38	35
WCOM	20-Feb-09	16	42	36
WCOM	21-Feb-09	27	49	27
WCOM	22-Feb-09	22	35	36
WCOM	23-Feb-09	19	38	36
WCOM	24-Feb-09	23	47	30
WCOM	25-Feb-09	37	55	19
WCOM	26-Feb-09	47	67	8
WCOM	27-Feb-09	37	64	14
WCOM	28-Feb-09	30	38	31
WCOM	1-Mar-09	24	40	33
WCOM	2-Mar-09	19	34	38
WCOM	3-Mar-09	16	35	39
WCOM	4-Mar-09	24	56	25
WCOM	5-Mar-09	46	67	8
WCOM	6-Mar-09	57	71	1
WCOM	7-Mar-09	55	74	0
WCOM	8-Mar-09	53	75	1
WCOM	9-Mar-09	41	67	11
WCOM	10-Mar-09	55	78	0
WCOM	11-Mar-09	33	60	18
WCOM	12-Mar-09	30	37	31
WCOM	13-Mar-09	32	48	25
WCOM	14-Mar-09	39	50	20
WCOM	15-Mar-09	45	57	14
WCOM	16-Mar-09	46	66	9
WCOM	17-Mar-09	38	71	10
WCOM	18-Mar-09	42	75	6
WCOM	19-Mar-09	42	62	13
WCOM	20-Mar-09	32	56	21
WCOM	21-Mar-09	33	60	18
WCOM	22-Mar-09	41	70	9
WCOM	23-Mar-09	50	73	3
WCOM	24-Mar-09	54	76	0
WCOM	25-Mar-09	50	62	9
WCOM	26-Mar-09	48	66	8
WCOM	27-Mar-09	48	61	10
WCOM	28-Mar-09	43	68	9
WCOM	29-Mar-09	34	49	23
WCOM	30-Mar-09	31	66	16
WCOM	31-Mar-09	47	64	9
WCOM	1-Apr-09	38	66	13
WCOM	2-Apr-09	43	73	7
WCOM	3-Apr-09	41	59	15
WCOM	4-Apr-09	35	66	14
WCOM	5-Apr-09	45	73	6
WCOM	6-Apr-09	36	46	24
WCOM	7-Apr-09	33	50	23
WCOM	8-Apr-09	34	66	15
WCOM	9-Apr-09	34	67	14
WCOM	10-Apr-09	48	63	9
WCOM	11-Apr-09	42	62	13
WCOM	12-Apr-09	39	62	14
WCOM	13-Apr-09	50	68	6
WCOM	14-Apr-09	45	52	16
WCOM	15-Apr-09	43	56	15
WCOM	16-Apr-09	41	63	13
WCOM	17-Apr-09	43	76	5
WCOM	18-Apr-09	49	73	4
WCOM	19-Apr-09	55	68	3
WCOM	20-Apr-09	48	65	8
WCOM	21-Apr-09	40	60	15
WCOM	22-Apr-09	39	71	10
WCOM	23-Apr-09	45	80	2
WCOM	24-Apr-09	64	85	0
WCOM	25-Apr-09	65	85	0
WCOM	26-Apr-09	62	85	0

Weather Zone Code	Weather Date	Low Temperature	High Temperature	Heating Degree Days
WCOM	27-Apr-09	64	84	0
WCOM	28-Apr-09	63	75	0
WCOM	29-Apr-09	62	80	0
WCOM	30-Apr-09	63	77	0
WCOM	1-May-09	56	73	0
WCOM	2-May-09	54	61	7
WCOM	3-May-09	56	62	6
WCOM	4-May-09	55	65	5
WCOM	5-May-09	54	72	2
WCOM	6-May-09	58	69	1
WCOM	7-May-09	62	80	0
WCOM	8-May-09	61	77	0
WCOM	9-May-09	56	72	1
WCOM	10-May-09	51	71	4
WCOM	11-May-09	52	71	3
WCOM	12-May-09	47	75	4
WCOM	13-May-09	62	78	0
WCOM	14-May-09	61	77	0
WCOM	15-May-09	60	84	0
WCOM	16-May-09	56	76	0
WCOM	17-May-09	49	66	7
WCOM	18-May-09	43	69	9
WCOM	19-May-09	44	76	5
WCOM	20-May-09	48	81	0
WCOM	21-May-09	57	85	0
WCOM	22-May-09	61	85	0
WCOM	23-May-09	65	85	0
WCOM	24-May-09	66	78	0
WCOM	25-May-09	68	82	0
WCOM	26-May-09	66	82	0
WCOM	27-May-09	67	85	0
WCOM	28-May-09	63	80	0
WCOM	29-May-09	60	75	0
WCOM	30-May-09	59	84	0
WCOM	31-May-09	62	84	0
WCOM	1-Jun-09	59	90	0
WCOM	2-Jun-09	67	90	0
WCOM	3-Jun-09	62	83	0
WCOM	4-Jun-09	57	67	3
WCOM	5-Jun-09	52	78	0
WCOM	6-Jun-09	52	80	0
WCOM	7-Jun-09	60	86	0
WCOM	8-Jun-09	66	86	0
WCOM	9-Jun-09	67	86	0
WCOM	10-Jun-09	70	86	0
WCOM	11-Jun-09	68	84	0
WCOM	12-Jun-09	66	79	0
WCOM	13-Jun-09	64	85	0
WCOM	14-Jun-09	67	86	0
WCOM	15-Jun-09	68	80	0
WCOM	16-Jun-09	67	82	0
WCOM	17-Jun-09	71	91	0
WCOM	18-Jun-09	71	91	0
WCOM	19-Jun-09	75	93	0
WCOM	20-Jun-09	75	93	0
WCOM	21-Jun-09	74	93	0
WCOM	22-Jun-09	73	94	0
WCOM	23-Jun-09	72	92	0
WCOM	24-Jun-09	70	92	0
WCOM	25-Jun-09	71	94	0
WCOM	26-Jun-09	73	94	0
WCOM	27-Jun-09	73	95	0
WCOM	28-Jun-09	68	90	0
WCOM	29-Jun-09	62	89	0
WCOM	30-Jun-09	67	88	0
WCOM	1-Jul-09	63	81	0
WCOM	2-Jul-09	64	80	0
WCOM	3-Jul-09	61	85	0
WCOM	4-Jul-09	66	80	0
WCOM	5-Jul-09	68	79	0
WCOM	6-Jul-09	64	85	0
WCOM	7-Jul-09	62	87	0
WCOM	8-Jul-09	65	88	0
WCOM	9-Jul-09	67	91	0
WCOM	10-Jul-09	71	89	0
WCOM	11-Jul-09	72	83	0
WCOM	12-Jul-09	69	87	0
WCOM	13-Jul-09	66	85	0
WCOM	14-Jul-09	63	87	0
WCOM	15-Jul-09	70	88	0
WCOM	16-Jul-09	69	85	0
WCOM	17-Jul-09	63	79	0
WCOM	18-Jul-09	59	73	0
WCOM	19-Jul-09	58	77	0
WCOM	20-Jul-09	58	81	0
WCOM	21-Jul-09	59	79	0
WCOM	22-Jul-09	65	75	0
WCOM	23-Jul-09	62	82	0
WCOM	24-Jul-09	65	86	0
WCOM	25-Jul-09	70	86	0
WCOM	26-Jul-09	68	85	0
WCOM	27-Jul-09	65	87	0
WCOM	28-Jul-09	68	80	0
WCOM	29-Jul-09	68	83	0
WCOM	30-Jul-09	71	83	0
WCOM	31-Jul-09	66	84	0
WCOM	1-Aug-09	64	83	0
WCOM	2-Aug-09	65	82	0



Weather Zone Code	Weather Date	Low Temperature	High Temperature	Heating Degree Days
WCOM	3-Aug-09	63	87	0
WCOM	4-Aug-09	68	87	0
WCOM	5-Aug-09	67	83	0
WCOM	6-Aug-09	66	86	0
WCOM	7-Aug-09	65	87	0
WCOM	8-Aug-09	70	90	0
WCOM	9-Aug-09	73	91	0
WCOM	10-Aug-09	72	92	0
WCOM	11-Aug-09	69	85	0
WCOM	12-Aug-09	65	85	0
WCOM	13-Aug-09	62	87	0
WCOM	14-Aug-09	65	90	0
WCOM	15-Aug-09	67	91	0
WCOM	16-Aug-09	72	90	0
WCOM	17-Aug-09	71	88	0
WCOM	18-Aug-09	71	87	0
WCOM	19-Aug-09	71	88	0
WCOM	20-Aug-09	68	82	0
WCOM	21-Aug-09	67	83	0
WCOM	22-Aug-09	59	76	0
WCOM	23-Aug-09	57	75	0
WCOM	24-Aug-09	56	80	0
WCOM	25-Aug-09	57	86	0
WCOM	26-Aug-09	64	89	0
WCOM	27-Aug-09	65	89	0
WCOM	28-Aug-09	66	84	0
WCOM	29-Aug-09	65	83	0
WCOM	30-Aug-09	58	76	0
WCOM	31-Aug-09	55	76	0
WCOM	1-Sep-09	54	78	0
WCOM	2-Sep-09	56	81	0
WCOM	3-Sep-09	61	81	0
WCOM	4-Sep-09	60	84	0
WCOM	5-Sep-09	63	84	0
WCOM	6-Sep-09	64	81	0
WCOM	7-Sep-09	64	84	0
WCOM	8-Sep-09	64	84	0
WCOM	9-Sep-09	62	84	0
WCOM	10-Sep-09	62	84	0
WCOM	11-Sep-09	62	85	0
WCOM	12-Sep-09	62	83	0
WCOM	13-Sep-09	58	81	0
WCOM	14-Sep-09	60	83	0
WCOM	15-Sep-09	66	82	0
WCOM	16-Sep-09	66	81	0
WCOM	17-Sep-09	63	78	0
WCOM	18-Sep-09	64	82	0
WCOM	19-Sep-09	65	80	0
WCOM	20-Sep-09	68	78	0
WCOM	21-Sep-09	70	82	0
WCOM	22-Sep-09	68	82	0
WCOM	23-Sep-09	69	79	0
WCOM	24-Sep-09	69	77	0
WCOM	25-Sep-09	66	78	0
WCOM	26-Sep-09	57	78	0
WCOM	27-Sep-09	55	76	0
WCOM	28-Sep-09	54	74	1
WCOM	29-Sep-09	48	65	8
WCOM	30-Sep-09	45	69	8
WCOM	1-Oct-09	48	73	4
WCOM	2-Oct-09	53	70	3
WCOM	3-Oct-09	48	67	7
WCOM	4-Oct-09	45	59	13
WCOM	5-Oct-09	46	68	8
WCOM	6-Oct-09	58	66	3
WCOM	7-Oct-09	47	66	8
WCOM	8-Oct-09	51	72	3
WCOM	9-Oct-09	57	70	1
WCOM	10-Oct-09	45	59	13
WCOM	11-Oct-09	40	62	14
WCOM	12-Oct-09	47	69	7
WCOM	13-Oct-09	51	60	9
WCOM	14-Oct-09	48	56	13
WCOM	15-Oct-09	47	53	15
WCOM	16-Oct-09	43	48	19
WCOM	17-Oct-09	37	51	21
WCOM	18-Oct-09	32	57	20
WCOM	19-Oct-09	36	64	15
WCOM	20-Oct-09	40	67	11
WCOM	21-Oct-09	41	68	9
WCOM	22-Oct-09	53	70	3
WCOM	23-Oct-09	52	69	4
WCOM	24-Oct-09	42	59	14
WCOM	25-Oct-09	39	65	13
WCOM	26-Oct-09	40	69	10
WCOM	27-Oct-09	51	57	11
WCOM	28-Oct-09	49	59	11
WCOM	29-Oct-09	45	68	8
WCOM	30-Oct-09	55	74	0
WCOM	31-Oct-09	41	59	15
WCOM	1-Nov-09	34	59	18
WCOM	2-Nov-09	35	67	14
WCOM	3-Nov-09	36	59	17
WCOM	4-Nov-09	36	66	14
WCOM	5-Nov-09	36	58	18
WCOM	6-Nov-09	34	65	15
WCOM	7-Nov-09	50	73	3
WCOM	8-Nov-09	48	73	4

Weather Zone Code	Weather Date	Low Temperature	High Temperature	Heating Degree Days
WCOM	9-Nov-09	50	71	4
WCOM	10-Nov-09	51	69	5
WCOM	11-Nov-09	42	63	12
WCOM	12-Nov-09	35	60	17
WCOM	13-Nov-09	34	64	16
WCOM	14-Nov-09	38	69	11
WCOM	15-Nov-09	47	71	6
WCOM	16-Nov-09	49	65	8
WCOM	17-Nov-09	43	55	16
WCOM	18-Nov-09	42	49	19
WCOM	19-Nov-09	39	55	17
WCOM	20-Nov-09	34	62	17
WCOM	21-Nov-09	37	64	14
WCOM	22-Nov-09	40	58	16
WCOM	23-Nov-09	42	53	17
WCOM	24-Nov-09	47	59	12
WCOM	25-Nov-09	41	56	16
WCOM	26-Nov-09	32	45	26
WCOM	27-Nov-09	28	49	26
WCOM	28-Nov-09	33	66	15
WCOM	29-Nov-09	44	58	14
WCOM	30-Nov-09	30	49	25
WCOM	1-Dec-09	29	51	25
WCOM	2-Dec-09	38	49	21
WCOM	3-Dec-09	31	42	28
WCOM	4-Dec-09	24	37	34
WCOM	5-Dec-09	19	37	37
WCOM	6-Dec-09	19	38	36
WCOM	7-Dec-09	33	43	27
WCOM	8-Dec-09	37	54	19
WCOM	9-Dec-09	24	55	25
WCOM	10-Dec-09	18	29	41
WCOM	11-Dec-09	17	38	37
WCOM	12-Dec-09	23	43	32
WCOM	13-Dec-09	40	50	20
WCOM	14-Dec-09	44	60	13
WCOM	15-Dec-09	24	46	30
WCOM	16-Dec-09	20	36	37
WCOM	17-Dec-09	22	46	31
WCOM	18-Dec-09	34	48	24
WCOM	19-Dec-09	32	39	29
WCOM	20-Dec-09	28	34	34
WCOM	21-Dec-09	26	38	33
WCOM	22-Dec-09	30	52	24
WCOM	23-Dec-09	42	55	16
WCOM	24-Dec-09	45	58	13
WCOM	25-Dec-09	30	53	23
WCOM	26-Dec-09	27	42	30
WCOM	27-Dec-09	23	39	34
WCOM	28-Dec-09	20	34	38
WCOM	29-Dec-09	24	36	35
WCOM	30-Dec-09	30	43	28
WCOM	31-Dec-09	29	42	29
WCOM	1-Jan-10	18	31	40
WCOM	2-Jan-10	12	24	47
WCOM	3-Jan-10	10	24	48
WCOM	4-Jan-10	11	26	46
WCOM	5-Jan-10	10	24	48
WCOM	6-Jan-10	10	30	45
WCOM	7-Jan-10	12	29	44
WCOM	8-Jan-10	10	17	51
WCOM	9-Jan-10	10	21	49
WCOM	10-Jan-10	5	23	51
WCOM	11-Jan-10	16	34	40
WCOM	12-Jan-10	18	33	39
WCOM	13-Jan-10	14	41	37
WCOM	14-Jan-10	21	52	28
WCOM	15-Jan-10	34	55	20
WCOM	16-Jan-10	33	52	22
WCOM	17-Jan-10	32	49	24
WCOM	18-Jan-10	28	49	26
WCOM	19-Jan-10	32	55	21
WCOM	20-Jan-10	45	51	17
WCOM	21-Jan-10	42	54	17
WCOM	22-Jan-10	40	46	22
WCOM	23-Jan-10	42	55	16
WCOM	24-Jan-10	42	55	16
WCOM	25-Jan-10	32	42	28
WCOM	26-Jan-10	22	34	37
WCOM	27-Jan-10	20	41	34
WCOM	28-Jan-10	23	40	33
WCOM	29-Jan-10	20	25	42
WCOM	30-Jan-10	12	28	45
WCOM	31-Jan-10	4	34	46
WCOM	1-Feb-10	13	40	38
WCOM	2-Feb-10	29	41	30
WCOM	3-Feb-10	27	42	30
WCOM	4-Feb-10	29	40	30
WCOM	5-Feb-10	34	42	27
WCOM	6-Feb-10	25	35	35
WCOM	7-Feb-10	21	33	38
WCOM	8-Feb-10	23	34	36
WCOM	9-Feb-10	17	32	40
WCOM	10-Feb-10	18	32	40
WCOM	11-Feb-10	16	34	40
WCOM	12-Feb-10	18	36	38
WCOM	13-Feb-10	25	34	35
WCOM	14-Feb-10	24	36	35

Weather Zone Code	Weather Date	Low Temperature	High Temperature	Heating Degree Days
WCOM	15-Feb-10	20	29	40
WCOM	16-Feb-10	22	30	39
WCOM	17-Feb-10	20	36	37
WCOM	18-Feb-10	21	42	33
WCOM	19-Feb-10	21	49	30
WCOM	20-Feb-10	32	59	19
WCOM	21-Feb-10	36	64	15
WCOM	22-Feb-10	36	49	22
WCOM	23-Feb-10	28	38	32
WCOM	24-Feb-10	23	33	37
WCOM	25-Feb-10	20	37	36
WCOM	26-Feb-10	20	43	33
WCOM	27-Feb-10	24	44	31
WCOM	28-Feb-10	30	45	27
WCOM	1-Mar-10	30	43	28
WCOM	2-Mar-10	30	41	29
WCOM	3-Mar-10	29	40	30
WCOM	4-Mar-10	26	49	27
WCOM	5-Mar-10	22	51	28
WCOM	6-Mar-10	23	55	26
WCOM	7-Mar-10	27	63	20
WCOM	8-Mar-10	40	65	12
WCOM	9-Mar-10	40	63	13
WCOM	10-Mar-10	54	72	2
WCOM	11-Mar-10	50	68	6
WCOM	12-Mar-10	44	56	15
WCOM	13-Mar-10	42	48	20
WCOM	14-Mar-10	42	49	19
WCOM	15-Mar-10	41	49	20
WCOM	16-Mar-10	42	55	16
WCOM	17-Mar-10	44	58	14
WCOM	18-Mar-10	40	66	12
WCOM	19-Mar-10	36	68	13
WCOM	20-Mar-10	43	70	8
WCOM	21-Mar-10	42	58	15
WCOM	22-Mar-10	36	46	24
WCOM	23-Mar-10	36	64	15
WCOM	24-Mar-10	39	70	10
WCOM	25-Mar-10	42	59	14
WCOM	26-Mar-10	34	53	21
WCOM	27-Mar-10	34	66	15
WCOM	28-Mar-10	46	57	13
WCOM	29-Mar-10	39	58	16
WCOM	30-Mar-10	35	65	15
WCOM	31-Mar-10	45	77	4
WCOM	1-Apr-10	54	82	0
WCOM	2-Apr-10	56	81	0
WCOM	3-Apr-10	48	71	5
WCOM	4-Apr-10	44	79	3
WCOM	5-Apr-10	63	83	0
WCOM	6-Apr-10	64	83	0
WCOM	7-Apr-10	59	74	0
WCOM	8-Apr-10	42	62	13
WCOM	9-Apr-10	37	64	14
WCOM	10-Apr-10	38	72	10
WCOM	11-Apr-10	42	77	5
WCOM	12-Apr-10	46	79	2
WCOM	13-Apr-10	48	84	0
WCOM	14-Apr-10	51	84	0
WCOM	15-Apr-10	54	84	0
WCOM	16-Apr-10	56	83	0
WCOM	17-Apr-10	46	67	8
WCOM	18-Apr-10	37	66	13
WCOM	19-Apr-10	42	66	11
WCOM	20-Apr-10	47	69	7
WCOM	21-Apr-10	42	73	7
WCOM	22-Apr-10	52	74	2
WCOM	23-Apr-10	57	78	0
WCOM	24-Apr-10	57	72	0
WCOM	25-Apr-10	55	67	4
WCOM	26-Apr-10	52	61	8
WCOM	27-Apr-10	43	60	13
WCOM	28-Apr-10	39	67	12
WCOM	29-Apr-10	47	77	3
WCOM	30-Apr-10	61	80	0
WCOM	1-May-10	63	73	0
WCOM	2-May-10	64	75	0
WCOM	3-May-10	55	79	0
WCOM	4-May-10	53	80	0
WCOM	5-May-10	59	84	0
WCOM	6-May-10	59	79	0
WCOM	7-May-10	59	85	0
WCOM	8-May-10	46	64	10
WCOM	9-May-10	41	62	13
WCOM	10-May-10	44	60	13
WCOM	11-May-10	55	77	0
WCOM	12-May-10	67	81	0
WCOM	13-May-10	67	84	0
WCOM	14-May-10	62	80	0
WCOM	15-May-10	60	77	0
WCOM	16-May-10	61	71	0
WCOM	17-May-10	58	74	0
WCOM	18-May-10	54	67	4
WCOM	19-May-10	51	71	4
WCOM	20-May-10	55	70	2
WCOM	21-May-10	61	79	0
WCOM	22-May-10	58	83	0
WCOM	23-May-10	64	90	0

Weather Zone Code	Weather Date	Low Temperature	High Temperature	Heating Degree Days
WCOM	24-May-10	57	88	0
WCOM	25-May-10	55	87	0
WCOM	26-May-10	65	88	0
WCOM	27-May-10	66	89	0
WCOM	28-May-10	65	86	0
WCOM	29-May-10	55	87	0
WCOM	30-May-10	56	86	0
WCOM	31-May-10	67	84	0
WCOM	1-Jun-10	66	89	0
WCOM	2-Jun-10	69	89	0
WCOM	3-Jun-10	67	88	0
WCOM	4-Jun-10	67	88	0
WCOM	5-Jun-10	71	89	0
WCOM	6-Jun-10	63	82	0
WCOM	7-Jun-10	60	85	0
WCOM	8-Jun-10	64	86	0
WCOM	9-Jun-10	70	86	0
WCOM	10-Jun-10	69	87	0
WCOM	11-Jun-10	73	88	0
WCOM	12-Jun-10	75	92	0
WCOM	13-Jun-10	73	92	0
WCOM	14-Jun-10	72	91	0
WCOM	15-Jun-10	71	93	0
WCOM	16-Jun-10	70	89	0
WCOM	17-Jun-10	68	85	0
WCOM	18-Jun-10	69	92	0
WCOM	19-Jun-10	70	90	0
WCOM	20-Jun-10	69	94	0
WCOM	21-Jun-10	72	94	0
WCOM	22-Jun-10	72	94	0
WCOM	23-Jun-10	76	92	0
WCOM	24-Jun-10	72	89	0
WCOM	25-Jun-10	68	91	0
WCOM	26-Jun-10	70	92	0
WCOM	27-Jun-10	73	92	0
WCOM	28-Jun-10	71	89	0
WCOM	29-Jun-10	68	86	0
WCOM	30-Jun-10	64	83	0
WCOM	1-Jul-10	60	84	0
WCOM	2-Jul-10	58	85	0
WCOM	3-Jul-10	62	90	0
WCOM	4-Jul-10	72	91	0
WCOM	5-Jul-10	69	91	0
WCOM	6-Jul-10	68	94	0
WCOM	7-Jul-10	70	95	0
WCOM	8-Jul-10	73	96	0
WCOM	9-Jul-10	72	86	0
WCOM	10-Jul-10	68	90	0
WCOM	11-Jul-10	65	90	0
WCOM	12-Jul-10	70	86	0
WCOM	13-Jul-10	71	87	0
WCOM	14-Jul-10	70	93	0
WCOM	15-Jul-10	74	94	0
WCOM	16-Jul-10	73	93	0
WCOM	17-Jul-10	72	90	0
WCOM	18-Jul-10	73	88	0
WCOM	19-Jul-10	72	92	0
WCOM	20-Jul-10	72	91	0
WCOM	21-Jul-10	75	91	0
WCOM	22-Jul-10	75	95	0
WCOM	23-Jul-10	76	95	0
WCOM	24-Jul-10	75	96	0
WCOM	25-Jul-10	76	94	0
WCOM	26-Jul-10	74	92	0
WCOM	27-Jul-10	73	90	0
WCOM	28-Jul-10	74	93	0
WCOM	29-Jul-10	75	94	0
WCOM	30-Jul-10	70	91	0
WCOM	31-Jul-10	71	93	0
WCOM	1-Aug-10	70	90	0
WCOM	2-Aug-10	67	94	0
WCOM	3-Aug-10	72	99	0
WCOM	4-Aug-10	78	102	0
WCOM	5-Aug-10	74	93	0
WCOM	6-Aug-10	70	92	0
WCOM	7-Aug-10	64	91	0
WCOM	8-Aug-10	66	96	0
WCOM	9-Aug-10	72	96	0
WCOM	10-Aug-10	75	99	0
WCOM	11-Aug-10	76	98	0
WCOM	12-Aug-10	73	101	0
WCOM	13-Aug-10	72	99	0
WCOM	14-Aug-10	76	99	0
WCOM	15-Aug-10	74	95	0
WCOM	16-Aug-10	70	90	0
WCOM	17-Aug-10	65	92	0
WCOM	18-Aug-10	71	89	0
WCOM	19-Aug-10	68	92	0
WCOM	20-Aug-10	66	95	0
WCOM	21-Aug-10	72	91	0
WCOM	22-Aug-10	72	93	0
WCOM	23-Aug-10	67	89	0
WCOM	24-Aug-10	65	88	0
WCOM	25-Aug-10	65	86	0
WCOM	26-Aug-10	61	85	0
WCOM	27-Aug-10	57	88	0
WCOM	28-Aug-10	62	94	0
WCOM	29-Aug-10	70	91	0

Weather Zone Code	Weather Date	Low Temperature	High Temperature	Heating Degree Days
WCOM	30-Aug-10	70	90	0
WCOM	31-Aug-10	66	91	0
WCOM	1-Sep-10	68	92	0
WCOM	2-Sep-10	68	91	0
WCOM	3-Sep-10	62	82	0
WCOM	4-Sep-10	53	79	0
WCOM	5-Sep-10	49	82	0
WCOM	6-Sep-10	56	91	0
WCOM	7-Sep-10	67	94	0
WCOM	8-Sep-10	65	83	0
WCOM	9-Sep-10	61	77	0
WCOM	10-Sep-10	63	75	0
WCOM	11-Sep-10	66	86	0
WCOM	12-Sep-10	57	84	0
WCOM	13-Sep-10	55	88	0
WCOM	14-Sep-10	59	89	0
WCOM	15-Sep-10	62	92	0
WCOM	16-Sep-10	67	86	0
WCOM	17-Sep-10	58	83	0
WCOM	18-Sep-10	55	90	0
WCOM	19-Sep-10	59	90	0
WCOM	20-Sep-10	62	91	0
WCOM	21-Sep-10	65	96	0
WCOM	22-Sep-10	69	93	0
WCOM	23-Sep-10	68	94	0
WCOM	24-Sep-10	67	90	0
WCOM	25-Sep-10	55	80	0
WCOM	26-Sep-10	55	71	2
WCOM	27-Sep-10	52	71	3
WCOM	28-Sep-10	47	74	4
WCOM	29-Sep-10	45	79	3
WCOM	30-Sep-10	50	83	0
WCOM	1-Oct-10	49	76	2
WCOM	2-Oct-10	43	74	6
WCOM	3-Oct-10	41	61	14
WCOM	4-Oct-10	38	64	14
WCOM	5-Oct-10	37	70	11
WCOM	6-Oct-10	38	76	8
WCOM	7-Oct-10	49	83	0
WCOM	8-Oct-10	45	85	0
WCOM	9-Oct-10	46	87	0
WCOM	10-Oct-10	48	88	0
WCOM	11-Oct-10	52	89	0
WCOM	12-Oct-10	58	80	0
WCOM	13-Oct-10	55	77	0
WCOM	14-Oct-10	45	70	7
WCOM	15-Oct-10	44	71	7
WCOM	16-Oct-10	37	74	9
WCOM	17-Oct-10	45	82	1
WCOM	18-Oct-10	52	83	0
WCOM	19-Oct-10	49	68	6
WCOM	20-Oct-10	40	73	8
WCOM	21-Oct-10	43	73	7
WCOM	22-Oct-10	35	74	10
WCOM	23-Oct-10	52	81	0
WCOM	24-Oct-10	62	79	0
WCOM	25-Oct-10	61	74	0
WCOM	26-Oct-10	53	78	0
WCOM	27-Oct-10	51	78	0
WCOM	28-Oct-10	39	62	14
WCOM	29-Oct-10	33	58	19
WCOM	30-Oct-10	30	68	16
WCOM	31-Oct-10	40	70	10
WCOM	1-Nov-10	44	65	10
WCOM	2-Nov-10	43	63	12
WCOM	3-Nov-10	44	58	14
WCOM	4-Nov-10	42	58	15
WCOM	5-Nov-10	31	50	24
WCOM	6-Nov-10	26	49	27
WCOM	7-Nov-10	27	60	21
WCOM	8-Nov-10	35	70	12
WCOM	9-Nov-10	36	73	10
WCOM	10-Nov-10	37	74	9
WCOM	11-Nov-10	39	77	7
WCOM	12-Nov-10	37	76	8
WCOM	13-Nov-10	42	66	11
WCOM	14-Nov-10	32	54	22
WCOM	15-Nov-10	30	50	25
WCOM	16-Nov-10	37	49	22
WCOM	17-Nov-10	39	52	19
WCOM	18-Nov-10	41	49	20
WCOM	19-Nov-10	40	54	18
WCOM	20-Nov-10	35	61	17
WCOM	21-Nov-10	42	68	10
WCOM	22-Nov-10	59	72	0
WCOM	23-Nov-10	38	66	13
WCOM	24-Nov-10	36	63	15
WCOM	25-Nov-10	36	69	12
WCOM	26-Nov-10	25	41	32
WCOM	27-Nov-10	27	47	28
WCOM	28-Nov-10	25	52	26
WCOM	29-Nov-10	38	59	16
WCOM	30-Nov-10	33	57	20
WCOM	1-Dec-10	25	37	34
WCOM	2-Dec-10	23	42	32
WCOM	3-Dec-10	24	47	29
WCOM	4-Dec-10	32	47	25
WCOM	5-Dec-10	23	34	36

Weather Zone Code	Weather Date	Low Temperature	High Temperature	Heating Degree Days
WCOM	6-Dec-10	18	30	41
WCOM	7-Dec-10	17	30	41
WCOM	8-Dec-10	14	33	41
WCOM	9-Dec-10	13	40	38
WCOM	10-Dec-10	31	50	24
WCOM	11-Dec-10	34	50	23
WCOM	12-Dec-10	19	36	37
WCOM	13-Dec-10	10	21	49
WCOM	14-Dec-10	4	24	51
WCOM	15-Dec-10	20	31	39
WCOM	16-Dec-10	29	38	31
WCOM	17-Dec-10	26	32	36
WCOM	18-Dec-10	21	35	37
WCOM	19-Dec-10	18	37	37
WCOM	20-Dec-10	23	44	31
WCOM	21-Dec-10	40	47	21
WCOM	22-Dec-10	30	42	29
WCOM	23-Dec-10	25	40	32
WCOM	24-Dec-10	27	36	33
WCOM	25-Dec-10	28	32	35
WCOM	26-Dec-10	25	30	37
WCOM	27-Dec-10	15	29	43
WCOM	28-Dec-10	14	39	38
WCOM	29-Dec-10	31	43	28
WCOM	30-Dec-10	43	56	15
WCOM	31-Dec-10	51	65	7
WCOM	1-Jan-11	26	57	23
WCOM	2-Jan-11	20	35	37
WCOM	3-Jan-11	19	43	34
WCOM	4-Jan-11	25	47	29
WCOM	5-Jan-11	22	38	35
WCOM	6-Jan-11	23	44	31
WCOM	7-Jan-11	27	41	31
WCOM	8-Jan-11	13	31	43
WCOM	9-Jan-11	10	29	45
WCOM	10-Jan-11	26	32	36
WCOM	11-Jan-11	22	31	38
WCOM	12-Jan-11	18	25	43
WCOM	13-Jan-11	16	28	43
WCOM	14-Jan-11	18	39	36
WCOM	15-Jan-11	27	46	28
WCOM	16-Jan-11	24	38	34
WCOM	17-Jan-11	24	45	30
WCOM	18-Jan-11	34	46	25
WCOM	19-Jan-11	30	35	32
WCOM	20-Jan-11	15	31	42
WCOM	21-Jan-11	9	21	50
WCOM	22-Jan-11	11	30	44
WCOM	23-Jan-11	23	34	36
WCOM	24-Jan-11	30	43	28
WCOM	25-Jan-11	30	40	30
WCOM	26-Jan-11	26	36	34
WCOM	27-Jan-11	22	42	33
WCOM	28-Jan-11	29	44	28
WCOM	29-Jan-11	30	57	21
WCOM	30-Jan-11	31	54	22
WCOM	31-Jan-11	34	45	25
WCOM	1-Feb-11	31	56	21
WCOM	2-Feb-11	20	34	38
WCOM	3-Feb-11	15	31	42
WCOM	4-Feb-11	23	39	34
WCOM	5-Feb-11	30	36	32
WCOM	6-Feb-11	29	46	27
WCOM	7-Feb-11	28	40	31
WCOM	8-Feb-11	17	29	42
WCOM	9-Feb-11	11	22	48
WCOM	10-Feb-11	3	26	50
WCOM	11-Feb-11	7	35	44
WCOM	12-Feb-11	25	46	29
WCOM	13-Feb-11	34	61	17
WCOM	14-Feb-11	35	57	19
WCOM	15-Feb-11	29	58	21
WCOM	16-Feb-11	45	69	8
WCOM	17-Feb-11	50	65	7
WCOM	18-Feb-11	41	66	11
WCOM	19-Feb-11	38	54	19
WCOM	20-Feb-11	43	71	8
WCOM	21-Feb-11	43	67	10
WCOM	22-Feb-11	30	46	27
WCOM	23-Feb-11	27	51	26
WCOM	24-Feb-11	44	55	15
WCOM	25-Feb-11	35	48	23
WCOM	26-Feb-11	33	51	23
WCOM	27-Feb-11	43	70	8
WCOM	28-Feb-11	32	70	14
WCOM	1-Mar-11	28	53	24
WCOM	2-Mar-11	30	61	19
WCOM	3-Mar-11	35	66	14
WCOM	4-Mar-11	53	65	6
WCOM	5-Mar-11	36	58	18
WCOM	6-Mar-11	33	38	29
WCOM	7-Mar-11	31	47	26
WCOM	8-Mar-11	39	57	17
WCOM	9-Mar-11	42	58	15
WCOM	10-Mar-11	35	44	25
WCOM	11-Mar-11	30	54	23
WCOM	12-Mar-11	42	69	9
WCOM	13-Mar-11	40	58	16

Weather Zone Code	Weather Date	Low Temperature	High Temperature	Heating Degree Days
WCOM	14-Mar-11	40	46	22
WCOM	15-Mar-11	41	48	20
WCOM	16-Mar-11	38	60	16
WCOM	17-Mar-11	45	76	4
WCOM	18-Mar-11	51	76	1
WCOM	19-Mar-11	47	65	9
WCOM	20-Mar-11	46	79	2
WCOM	21-Mar-11	59	78	0
WCOM	22-Mar-11	56	77	0
WCOM	23-Mar-11	50	76	2
WCOM	24-Mar-11	37	50	21
WCOM	25-Mar-11	35	42	26
WCOM	26-Mar-11	35	45	25
WCOM	27-Mar-11	32	47	25
WCOM	28-Mar-11	34	53	21
WCOM	29-Mar-11	38	52	20
WCOM	30-Mar-11	34	46	25
WCOM	31-Mar-11	33	50	23
WCOM	1-Apr-11	36	57	18
WCOM	2-Apr-11	41	67	11
WCOM	3-Apr-11	43	82	2
WCOM	4-Apr-11	43	74	6
WCOM	5-Apr-11	38	57	17
WCOM	6-Apr-11	44	72	7
WCOM	7-Apr-11	50	74	3
WCOM	8-Apr-11	61	83	0
WCOM	9-Apr-11	63	85	0
WCOM	10-Apr-11	65	85	0
WCOM	11-Apr-11	55	77	0
WCOM	12-Apr-11	46	66	9
WCOM	13-Apr-11	41	70	9
WCOM	14-Apr-11	44	74	6
WCOM	15-Apr-11	52	67	5
WCOM	16-Apr-11	41	54	17
WCOM	17-Apr-11	39	71	10
WCOM	18-Apr-11	56	75	0
WCOM	19-Apr-11	63	83	0
WCOM	20-Apr-11	48	68	7
WCOM	21-Apr-11	44	63	11
WCOM	22-Apr-11	53	77	0
WCOM	23-Apr-11	62	76	0
WCOM	24-Apr-11	61	73	0
WCOM	25-Apr-11	61	75	0
WCOM	26-Apr-11	59	76	0
WCOM	27-Apr-11	52	68	5
WCOM	28-Apr-11	46	68	8
WCOM	29-Apr-11	49	72	4
WCOM	30-Apr-11	50	77	1
WCOM	1-May-11	55	70	2
WCOM	2-May-11	48	63	9
WCOM	3-May-11	44	61	12
WCOM	4-May-11	38	60	16
WCOM	5-May-11	37	66	13
WCOM	6-May-11	50	70	5
WCOM	7-May-11	49	71	5
WCOM	8-May-11	57	84	0
WCOM	9-May-11	62	84	0
WCOM	10-May-11	66	86	0
WCOM	11-May-11	64	87	0
WCOM	12-May-11	66	86	0
WCOM	13-May-11	60	77	0
WCOM	14-May-11	54	65	5
WCOM	15-May-11	50	57	11
WCOM	16-May-11	47	61	11
WCOM	17-May-11	44	60	13
WCOM	18-May-11	49	66	7
WCOM	19-May-11	55	73	1
WCOM	20-May-11	58	83	0
WCOM	21-May-11	63	84	0
WCOM	22-May-11	64	84	0
WCOM	23-May-11	63	84	0
WCOM	24-May-11	63	82	0
WCOM	25-May-11	63	85	0
WCOM	26-May-11	56	73	0
WCOM	27-May-11	54	64	6
WCOM	28-May-11	54	84	0
WCOM	29-May-11	69	90	0
WCOM	30-May-11	70	91	0
WCOM	31-May-11	71	92	0
WCOM	1-Jun-11	67	91	0
WCOM	2-Jun-11	66	90	0
WCOM	3-Jun-11	68	91	0
WCOM	4-Jun-11	69	96	0
WCOM	5-Jun-11	68	91	0
WCOM	6-Jun-11	65	92	0
WCOM	7-Jun-11	69	94	0
WCOM	8-Jun-11	71	95	0
WCOM	9-Jun-11	72	93	0
WCOM	10-Jun-11	72	93	0
WCOM	11-Jun-11	69	90	0
WCOM	12-Jun-11	67	84	0
WCOM	13-Jun-11	63	84	0
WCOM	14-Jun-11	63	79	0
WCOM	15-Jun-11	63	87	0
WCOM	16-Jun-11	60	89	0
WCOM	17-Jun-11	66	85	0
WCOM	18-Jun-11	66	89	0
WCOM	19-Jun-11	67	86	0

Weather Zone Code	Weather Date	Low Temperature	High Temperature	Heating Degree Days
WCOM	20-Jun-11	73	88	0
WCOM	21-Jun-11	70	86	0
WCOM	22-Jun-11	70	84	0
WCOM	23-Jun-11	67	86	0
WCOM	24-Jun-11	63	82	0
WCOM	25-Jun-11	63	82	0
WCOM	26-Jun-11	66	77	0
WCOM	27-Jun-11	67	87	0
WCOM	28-Jun-11	66	84	0
WCOM	29-Jun-11	61	86	0
WCOM	30-Jun-11	62	88	0
WCOM	1-Jul-11	65	91	0
WCOM	2-Jul-11	67	93	0
WCOM	3-Jul-11	70	93	0
WCOM	4-Jul-11	69	85	0
WCOM	5-Jul-11	69	90	0
WCOM	6-Jul-11	68	92	0
WCOM	7-Jul-11	69	91	0
WCOM	8-Jul-11	71	84	0
WCOM	9-Jul-11	69	89	0
WCOM	10-Jul-11	69	93	0
WCOM	11-Jul-11	78	97	0
WCOM	12-Jul-11	74	97	0
WCOM	13-Jul-11	71	89	0
WCOM	14-Jul-11	72	89	0
WCOM	15-Jul-11	70	90	0
WCOM	16-Jul-11	71	88	0
WCOM	17-Jul-11	72	89	0
WCOM	18-Jul-11	72	92	0
WCOM	19-Jul-11	74	93	0
WCOM	20-Jul-11	75	95	0
WCOM	21-Jul-11	75	96	0
WCOM	22-Jul-11	75	94	0
WCOM	23-Jul-11	76	93	0
WCOM	24-Jul-11	74	94	0
WCOM	25-Jul-11	74	91	0
WCOM	26-Jul-11	72	93	0
WCOM	27-Jul-11	72	95	0
WCOM	28-Jul-11	73	95	0
WCOM	29-Jul-11	76	91	0
WCOM	30-Jul-11	74	92	0
WCOM	31-Jul-11	74	94	0
WCOM	1-Aug-11	72	95	0
WCOM	2-Aug-11	68	95	0
WCOM	3-Aug-11	75	97	0
WCOM	4-Aug-11	73	92	0
WCOM	5-Aug-11	72	88	0
WCOM	6-Aug-11	75	87	0
WCOM	7-Aug-11	73	91	0
WCOM	8-Aug-11	72	89	0
WCOM	9-Aug-11	71	89	0
WCOM	10-Aug-11	67	87	0
WCOM	11-Aug-11	65	85	0
WCOM	12-Aug-11	62	88	0
WCOM	13-Aug-11	66	86	0
WCOM	14-Aug-11	65	82	0
WCOM	15-Aug-11	61	82	0
WCOM	16-Aug-11	59	85	0
WCOM	17-Aug-11	64	89	0
WCOM	18-Aug-11	67	92	0
WCOM	19-Aug-11	66	87	0
WCOM	20-Aug-11	66	91	0
WCOM	21-Aug-11	71	91	0
WCOM	22-Aug-11	67	88	0
WCOM	23-Aug-11	63	91	0
WCOM	24-Aug-11	72	93	0
WCOM	25-Aug-11	67	90	0
WCOM	26-Aug-11	64	90	0
WCOM	27-Aug-11	62	90	0
WCOM	28-Aug-11	66	87	0
WCOM	29-Aug-11	60	88	0
WCOM	30-Aug-11	57	90	0
WCOM	31-Aug-11	66	94	0
WCOM	1-Sep-11	71	98	0
WCOM	2-Sep-11	70	99	0
WCOM	3-Sep-11	70	99	0
WCOM	4-Sep-11	68	81	0
WCOM	5-Sep-11	58	70	1
WCOM	6-Sep-11	54	68	4
WCOM	7-Sep-11	56	73	0
WCOM	8-Sep-11	54	72	2
WCOM	9-Sep-11	56	72	1
WCOM	10-Sep-11	56	80	0
WCOM	11-Sep-11	59	81	0
WCOM	12-Sep-11	57	86	0
WCOM	13-Sep-11	62	90	0
WCOM	14-Sep-11	58	82	0
WCOM	15-Sep-11	51	68	5
WCOM	16-Sep-11	51	70	4
WCOM	17-Sep-11	54	76	0
WCOM	18-Sep-11	60	80	0
WCOM	19-Sep-11	64	74	0
WCOM	20-Sep-11	63	75	0
WCOM	21-Sep-11	62	81	0
WCOM	22-Sep-11	57	76	0
WCOM	23-Sep-11	50	70	5
WCOM	24-Sep-11	54	72	2
WCOM	25-Sep-11	57	68	2



Weather Zone Code	Weather Date	Low Temperature	High Temperature	Heating Degree Days
WCOM	25-Sep-11	51	72	3
WCOM	27-Sep-11	51	75	2
WCOM	28-Sep-11	51	76	1
WCOM	29-Sep-11	55	83	0
WCOM	30-Sep-11	50	69	5
WCOM	1-Oct-11	42	63	12
WCOM	2-Oct-11	39	67	12
WCOM	3-Oct-11	41	74	7
WCOM	4-Oct-11	43	79	4
WCOM	5-Oct-11	47	81	1
WCOM	6-Oct-11	51	84	0
WCOM	7-Oct-11	53	82	0
WCOM	8-Oct-11	53	80	0
WCOM	9-Oct-11	48	78	2
WCOM	10-Oct-11	54	81	0
WCOM	11-Oct-11	54	77	0
WCOM	12-Oct-11	57	74	0
WCOM	13-Oct-11	57	69	2
WCOM	14-Oct-11	50	72	4
WCOM	15-Oct-11	45	70	7
WCOM	16-Oct-11	48	83	0
WCOM	17-Oct-11	52	73	2
WCOM	18-Oct-11	46	62	11
WCOM	19-Oct-11	43	48	19
WCOM	20-Oct-11	39	55	18
WCOM	21-Oct-11	36	61	16
WCOM	22-Oct-11	33	67	15
WCOM	23-Oct-11	41	68	10
WCOM	24-Oct-11	44	74	6
WCOM	25-Oct-11	40	77	6
WCOM	26-Oct-11	53	73	2
WCOM	27-Oct-11	44	57	14
WCOM	28-Oct-11	36	52	21
WCOM	29-Oct-11	31	60	19
WCOM	30-Oct-11	33	61	18
WCOM	31-Oct-11	37	64	14
WCOM	1-Nov-11	36	69	12
WCOM	2-Nov-11	42	69	9
WCOM	3-Nov-11	44	62	12
WCOM	4-Nov-11	39	56	17
WCOM	5-Nov-11	34	63	16
WCOM	6-Nov-11	45	64	10
WCOM	7-Nov-11	51	71	4
WCOM	8-Nov-11	51	74	2
WCOM	9-Nov-11	39	66	12
WCOM	10-Nov-11	31	51	24
WCOM	11-Nov-11	26	58	23
WCOM	12-Nov-11	43	63	12
WCOM	13-Nov-11	57	72	0
WCOM	14-Nov-11	60	76	0
WCOM	15-Nov-11	54	62	7
WCOM	16-Nov-11	40	59	15
WCOM	17-Nov-11	28	49	26
WCOM	18-Nov-11	28	54	24
WCOM	19-Nov-11	43	65	11
WCOM	20-Nov-11	51	62	8
WCOM	21-Nov-11	52	59	9
WCOM	22-Nov-11	49	66	7
WCOM	23-Nov-11	45	50	17
WCOM	24-Nov-11	37	52	20
WCOM	25-Nov-11	35	64	15
WCOM	26-Nov-11	50	70	5
WCOM	27-Nov-11	40	60	15
WCOM	28-Nov-11	38	44	24
WCOM	29-Nov-11	33	42	27
WCOM	30-Nov-11	26	43	30
WCOM	1-Dec-11	23	50	28
WCOM	2-Dec-11	28	55	23
WCOM	3-Dec-11	40	63	13
WCOM	4-Dec-11	46	61	11
WCOM	5-Dec-11	39	50	20
WCOM	6-Dec-11	37	42	25
WCOM	7-Dec-11	29	40	30
WCOM	8-Dec-11	25	44	30
WCOM	9-Dec-11	26	47	28
WCOM	10-Dec-11	22	38	35
WCOM	11-Dec-11	19	45	33
WCOM	12-Dec-11	24	51	27
WCOM	13-Dec-11	40	50	20
WCOM	14-Dec-11	44	65	10
WCOM	15-Dec-11	40	64	13
WCOM	16-Dec-11	30	42	29
WCOM	17-Dec-11	26	44	30
WCOM	18-Dec-11	26	53	25
WCOM	19-Dec-11	39	53	19
WCOM	20-Dec-11	40	61	14
WCOM	21-Dec-11	44	61	12
WCOM	22-Dec-11	39	47	22
WCOM	23-Dec-11	33	41	28
WCOM	24-Dec-11	29	46	27
WCOM	25-Dec-11	30	55	22
WCOM	26-Dec-11	26	44	30
WCOM	27-Dec-11	35	45	25
WCOM	28-Dec-11	28	45	28
WCOM	29-Dec-11	33	56	20
WCOM	30-Dec-11	45	58	13
WCOM	31-Dec-11	37	56	18
WCOM	1-Jan-12	36	58	18

Weather Zone Code	Weather Date	Low Temperature	High Temperature	Heating Degree Days
WCOM	2-Jan-12	22	36	36
WCOM	3-Jan-12	17	33	40
WCOM	4-Jan-12	25	48	28
WCOM	5-Jan-12	26	56	24
WCOM	6-Jan-12	37	64	14
WCOM	7-Jan-12	36	57	18
WCOM	8-Jan-12	31	51	24
WCOM	9-Jan-12	34	54	21
WCOM	10-Jan-12	30	54	23
WCOM	11-Jan-12	42	52	18
WCOM	12-Jan-12	21	45	32
WCOM	13-Jan-12	18	29	41
WCOM	14-Jan-12	16	41	36
WCOM	15-Jan-12	20	42	34
WCOM	16-Jan-12	39	60	15
WCOM	17-Jan-12	30	64	18
WCOM	18-Jan-12	23	35	36
WCOM	19-Jan-12	25	46	29
WCOM	20-Jan-12	29	46	27
WCOM	21-Jan-12	29	43	29
WCOM	22-Jan-12	33	52	17
WCOM	23-Jan-12	37	59	17
WCOM	24-Jan-12	29	51	25
WCOM	25-Jan-12	30	42	29
WCOM	26-Jan-12	39	51	20
WCOM	27-Jan-12	33	45	26
WCOM	28-Jan-12	29	46	27
WCOM	29-Jan-12	27	52	25
WCOM	30-Jan-12	29	61	20
WCOM	31-Jan-12	49	62	9
WCOM	1-Feb-12	48	62	10
WCOM	2-Feb-12	36	60	17
WCOM	3-Feb-12	34	59	18
WCOM	4-Feb-12	47	55	14
WCOM	5-Feb-12	37	49	22
WCOM	6-Feb-12	29	51	25
WCOM	7-Feb-12	27	52	25
WCOM	8-Feb-12	32	42	28
WCOM	9-Feb-12	30	39	30
WCOM	10-Feb-12	27	38	32
WCOM	11-Feb-12	20	31	39
WCOM	12-Feb-12	17	37	38
WCOM	13-Feb-12	18	38	37
WCOM	14-Feb-12	33	41	28
WCOM	15-Feb-12	34	53	21
WCOM	16-Feb-12	36	54	20
WCOM	17-Feb-12	30	54	23
WCOM	18-Feb-12	34	50	23
WCOM	19-Feb-12	30	46	27
WCOM	20-Feb-12	22	51	28
WCOM	21-Feb-12	40	55	17
WCOM	22-Feb-12	38	61	15
WCOM	23-Feb-12	43	72	7
WCOM	24-Feb-12	35	60	17
WCOM	25-Feb-12	28	44	29
WCOM	26-Feb-12	25	59	23
WCOM	27-Feb-12	40	63	13
WCOM	28-Feb-12	34	69	13
WCOM	29-Feb-12	53	70	3
WCOM	1-Mar-12	39	65	13
WCOM	2-Mar-12	40	77	6
WCOM	3-Mar-12	31	53	23
WCOM	4-Mar-12	27	51	26
WCOM	5-Mar-12	31	45	27
WCOM	6-Mar-12	32	69	14
WCOM	7-Mar-12	50	71	4
WCOM	8-Mar-12	38	65	13
WCOM	9-Mar-12	35	57	19
WCOM	10-Mar-12	30	60	20
WCOM	11-Mar-12	37	67	13
WCOM	12-Mar-12	58	72	0
WCOM	13-Mar-12	56	78	0
WCOM	14-Mar-12	54	81	0
WCOM	15-Mar-12	59	78	0
WCOM	16-Mar-12	55	73	1
WCOM	17-Mar-12	55	78	0
WCOM	18-Mar-12	56	80	0
WCOM	19-Mar-12	61	81	0
WCOM	20-Mar-12	63	84	0
WCOM	21-Mar-12	63	81	0
WCOM	22-Mar-12	60	74	0
WCOM	23-Mar-12	53	74	1
WCOM	24-Mar-12	48	66	8
WCOM	25-Mar-12	49	71	5
WCOM	26-Mar-12	47	74	4
WCOM	27-Mar-12	46	76	4
WCOM	28-Mar-12	57	82	0
WCOM	29-Mar-12	55	78	0
WCOM	30-Mar-12	56	78	0
WCOM	31-Mar-12	53	75	1
WCOM	1-Apr-12	54	83	0
WCOM	2-Apr-12	61	83	0
WCOM	3-Apr-12	59	82	0
WCOM	4-Apr-12	59	80	0
WCOM	5-Apr-12	47	66	8
WCOM	6-Apr-12	39	64	13
WCOM	7-Apr-12	37	71	11
WCOM	8-Apr-12	44	69	8

Weather Zone Code	Weather Date	Low Temperature	High Temperature	Heating Degree Days
WCOM	9-Apr-12	38	72	10
WCOM	10-Apr-12	39	63	14
WCOM	11-Apr-12	34	57	19
WCOM	12-Apr-12	31	63	18
WCOM	13-Apr-12	37	68	12
WCOM	14-Apr-12	54	79	0
WCOM	15-Apr-12	61	80	0
WCOM	16-Apr-12	52	71	3
WCOM	17-Apr-12	47	64	9
WCOM	18-Apr-12	43	73	7
WCOM	19-Apr-12	43	76	5
WCOM	20-Apr-12	49	75	3
WCOM	21-Apr-12	42	56	16
WCOM	22-Apr-12	37	59	17
WCOM	23-Apr-12	38	62	15
WCOM	24-Apr-12	41	70	9
WCOM	25-Apr-12	54	80	0
WCOM	26-Apr-12	57	82	0
WCOM	27-Apr-12	47	67	8
WCOM	28-Apr-12	54	82	0
WCOM	29-Apr-12	59	84	0
WCOM	30-Apr-12	61	85	0
WCOM	1-May-12	62	86	0
WCOM	2-May-12	68	89	0
WCOM	3-May-12	65	82	0
WCOM	4-May-12	67	87	0
WCOM	5-May-12	65	87	0
WCOM	6-May-12	65	90	0
WCOM	7-May-12	63	81	0
WCOM	8-May-12	59	77	0
WCOM	9-May-12	52	75	1
WCOM	10-May-12	47	73	5
WCOM	11-May-12	45	77	4
WCOM	12-May-12	56	72	1
WCOM	13-May-12	59	74	0
WCOM	14-May-12	57	77	0
WCOM	15-May-12	54	83	0
WCOM	16-May-12	53	86	0
WCOM	17-May-12	55	82	0
WCOM	18-May-12	57	87	0
WCOM	19-May-12	63	89	0
WCOM	20-May-12	61	91	0
WCOM	21-May-12	60	80	0
WCOM	22-May-12	54	78	0
WCOM	23-May-12	50	83	0
WCOM	24-May-12	58	90	0
WCOM	25-May-12	69	92	0
WCOM	26-May-12	67	94	0
WCOM	27-May-12	65	94	0
WCOM	28-May-12	71	93	0
WCOM	29-May-12	64	87	0
WCOM	30-May-12	58	85	0
WCOM	31-May-12	57	87	0
WCOM	1-Jun-12	50	67	6
WCOM	2-Jun-12	48	77	2
WCOM	3-Jun-12	57	87	0
WCOM	4-Jun-12	62	85	0
WCOM	5-Jun-12	58	81	0
WCOM	6-Jun-12	54	79	0
WCOM	7-Jun-12	52	83	0
WCOM	8-Jun-12	54	87	0
WCOM	9-Jun-12	58	89	0
WCOM	10-Jun-12	64	83	0
WCOM	11-Jun-12	66	87	0
WCOM	12-Jun-12	62	85	0
WCOM	13-Jun-12	56	86	0
WCOM	14-Jun-12	57	89	0
WCOM	15-Jun-12	61	92	0
WCOM	16-Jun-12	70	91	0
WCOM	17-Jun-12	70	88	0
WCOM	18-Jun-12	68	92	0
WCOM	19-Jun-12	70	93	0
WCOM	20-Jun-12	68	94	0
WCOM	21-Jun-12	67	93	0
WCOM	22-Jun-12	69	92	0
WCOM	23-Jun-12	62	93	0
WCOM	24-Jun-12	65	97	0
WCOM	25-Jun-12	67	97	0
WCOM	26-Jun-12	60	88	0
WCOM	27-Jun-12	56	95	0
WCOM	28-Jun-12	63	105	0
WCOM	29-Jun-12	72	107	0
WCOM	30-Jun-12	75	106	0
WCOM	1-Jul-12	75	105	0
WCOM	2-Jul-12	74	100	0
WCOM	3-Jul-12	72	97	0
WCOM	4-Jul-12	73	102	0
WCOM	5-Jul-12	73	104	0
WCOM	6-Jul-12	74	105	0
WCOM	7-Jul-12	74	104	0
WCOM	8-Jul-12	73	100	0
WCOM	9-Jul-12	72	89	0
WCOM	10-Jul-12	70	91	0
WCOM	11-Jul-12	69	93	0
WCOM	12-Jul-12	68	87	0
WCOM	13-Jul-12	70	85	0
WCOM	14-Jul-12	71	88	0
WCOM	15-Jul-12	71	91	0

Weather Zone Code	Weather Date	Low Temperature	High Temperature	Heating Degree Days
WCOM	16-Jul-12	71	95	0
WCOM	17-Jul-12	74	96	0
WCOM	18-Jul-12	75	99	0
WCOM	19-Jul-12	72	99	0
WCOM	20-Jul-12	72	93	0
WCOM	21-Jul-12	69	91	0
WCOM	22-Jul-12	67	94	0
WCOM	23-Jul-12	75	96	0
WCOM	24-Jul-12	76	98	0
WCOM	25-Jul-12	77	100	0
WCOM	26-Jul-12	73	98	0
WCOM	27-Jul-12	70	95	0
WCOM	28-Jul-12	68	92	0
WCOM	29-Jul-12	66	87	0
WCOM	30-Jul-12	68	93	0
WCOM	31-Jul-12	72	96	0
WCOM	1-Aug-12	73	98	0
WCOM	2-Aug-12	69	99	0
WCOM	3-Aug-12	74	91	0
WCOM	4-Aug-12	77	92	0
WCOM	5-Aug-12	75	88	0
WCOM	6-Aug-12	69	92	0
WCOM	7-Aug-12	66	95	0
WCOM	8-Aug-12	66	97	0
WCOM	9-Aug-12	70	92	0
WCOM	10-Aug-12	65	84	0
WCOM	11-Aug-12	58	84	0
WCOM	12-Aug-12	55	86	0
WCOM	13-Aug-12	64	81	0
WCOM	14-Aug-12	67	82	0
WCOM	15-Aug-12	63	88	0
WCOM	16-Aug-12	65	92	0
WCOM	17-Aug-12	61	81	0
WCOM	18-Aug-12	58	83	0
WCOM	19-Aug-12	59	85	0
WCOM	20-Aug-12	57	85	0
WCOM	21-Aug-12	56	86	0
WCOM	22-Aug-12	58	90	0
WCOM	23-Aug-12	60	92	0
WCOM	24-Aug-12	63	92	0
WCOM	25-Aug-12	66	91	0
WCOM	26-Aug-12	67	91	0
WCOM	27-Aug-12	70	90	0
WCOM	28-Aug-12	67	91	0
WCOM	29-Aug-12	64	92	0
WCOM	30-Aug-12	66	93	0
WCOM	31-Aug-12	77	90	0
WCOM	1-Sep-12	73	89	0
WCOM	2-Sep-12	72	81	0
WCOM	3-Sep-12	73	83	0
WCOM	4-Sep-12	71	90	0
WCOM	5-Sep-12	69	90	0
WCOM	6-Sep-12	66	90	0
WCOM	7-Sep-12	67	91	0
WCOM	8-Sep-12	57	77	0
WCOM	9-Sep-12	53	78	0
WCOM	10-Sep-12	54	80	0
WCOM	11-Sep-12	54	83	0
WCOM	12-Sep-12	52	84	0
WCOM	13-Sep-12	62	84	0
WCOM	14-Sep-12	60	78	0
WCOM	15-Sep-12	59	76	0
WCOM	16-Sep-12	63	78	0
WCOM	17-Sep-12	66	71	0
WCOM	18-Sep-12	49	69	6
WCOM	19-Sep-12	43	72	7
WCOM	20-Sep-12	49	80	0
WCOM	21-Sep-12	54	79	0
WCOM	22-Sep-12	48	78	2
WCOM	23-Sep-12	40	68	11
WCOM	24-Sep-12	39	71	10
WCOM	25-Sep-12	54	81	0
WCOM	26-Sep-12	64	82	0
WCOM	27-Sep-12	64	78	0
WCOM	28-Sep-12	62	74	0
WCOM	29-Sep-12	53	75	1
WCOM	30-Sep-12	52	73	2
WCOM	1-Oct-12	57	64	4
WCOM	2-Oct-12	56	54	5
WCOM	3-Oct-12	53	75	1
WCOM	4-Oct-12	56	79	0
WCOM	5-Oct-12	46	74	5
WCOM	6-Oct-12	40	58	16
WCOM	7-Oct-12	42	57	15
WCOM	8-Oct-12	39	60	15
WCOM	9-Oct-12	37	64	14
WCOM	10-Oct-12	39	60	15
WCOM	11-Oct-12	34	64	16
WCOM	12-Oct-12	49	65	8
WCOM	13-Oct-12	51	78	0
WCOM	14-Oct-12	59	74	0
WCOM	15-Oct-12	46	69	7
WCOM	16-Oct-12	42	74	7
WCOM	17-Oct-12	54	77	0
WCOM	18-Oct-12	48	66	8
WCOM	19-Oct-12	47	59	12
WCOM	20-Oct-12	44	61	12
WCOM	21-Oct-12	43	76	5

Weather Zone Code	Weather Date	Low Temperature	High Temperature	Heating Degree Days
WCOM	22-Oct-12	59	80	0
WCOM	23-Oct-12	58	79	0
WCOM	24-Oct-12	57	80	0
WCOM	25-Oct-12	52	80	0
WCOM	26-Oct-12	43	56	15
WCOM	27-Oct-12	39	54	18
WCOM	28-Oct-12	39	54	18
WCOM	29-Oct-12	36	54	20
WCOM	30-Oct-12	39	54	18
WCOM	31-Oct-12	34	55	20
WCOM	1-Nov-12	29	60	20
WCOM	2-Nov-12	42	62	13
WCOM	3-Nov-12	38	66	13
WCOM	4-Nov-12	35	55	20
WCOM	5-Nov-12	34	49	23
WCOM	6-Nov-12	35	51	22
WCOM	7-Nov-12	38	50	21
WCOM	8-Nov-12	32	55	21
WCOM	9-Nov-12	34	67	14
WCOM	10-Nov-12	47	72	5
WCOM	11-Nov-12	52	71	3
WCOM	12-Nov-12	31	59	20
WCOM	13-Nov-12	26	49	27
WCOM	14-Nov-12	28	48	27
WCOM	15-Nov-12	26	53	25
WCOM	16-Nov-12	29	56	22
WCOM	17-Nov-12	28	60	21
WCOM	18-Nov-12	30	64	18
WCOM	19-Nov-12	33	64	16
WCOM	20-Nov-12	44	67	9
WCOM	21-Nov-12	39	65	13
WCOM	22-Nov-12	34	66	15
WCOM	23-Nov-12	33	57	20
WCOM	24-Nov-12	24	39	33
WCOM	25-Nov-12	27	57	29
WCOM	26-Nov-12	34	53	21
WCOM	27-Nov-12	28	44	29
WCOM	28-Nov-12	24	49	28
WCOM	29-Nov-12	25	56	24
WCOM	30-Nov-12	38	61	15
WCOM	1-Dec-12	45	66	9
WCOM	2-Dec-12	58	67	2
WCOM	3-Dec-12	60	72	0
WCOM	4-Dec-12	45	66	9
WCOM	5-Dec-12	36	60	17
WCOM	6-Dec-12	36	55	19
WCOM	7-Dec-12	52	61	8
WCOM	8-Dec-12	51	61	9
WCOM	9-Dec-12	50	65	7
WCOM	10-Dec-12	32	53	22
WCOM	11-Dec-12	26	40	32
WCOM	12-Dec-12	22	48	30
WCOM	13-Dec-12	22	52	28
WCOM	14-Dec-12	26	56	24
WCOM	15-Dec-12	46	60	12
WCOM	16-Dec-12	51	61	9
WCOM	17-Dec-12	44	60	13
WCOM	18-Dec-12	37	55	19
WCOM	19-Dec-12	35	60	17
WCOM	20-Dec-12	32	60	19
WCOM	21-Dec-12	28	40	31
WCOM	22-Dec-12	20	44	33
WCOM	23-Dec-12	34	55	20
WCOM	24-Dec-12	35	53	21
WCOM	25-Dec-12	31	38	30
WCOM	26-Dec-12	31	37	31
WCOM	27-Dec-12	30	34	33
WCOM	28-Dec-12	30	38	31
WCOM	29-Dec-12	22	34	37
WCOM	30-Dec-12	18	36	38
WCOM	31-Dec-12	29	39	31
WCOM	1-Jan-13	26	37	33
WCOM	2-Jan-13	20	33	38
WCOM	3-Jan-13	19	40	35
WCOM	4-Jan-13	21	42	33
WCOM	5-Jan-13	22	43	32
WCOM	6-Jan-13	24	43	31
WCOM	7-Jan-13	20	44	33
WCOM	8-Jan-13	25	55	25
WCOM	9-Jan-13	42	56	16
WCOM	10-Jan-13	45	62	11
WCOM	11-Jan-13	55	65	5
WCOM	12-Jan-13	56	68	3
WCOM	13-Jan-13	29	58	21
WCOM	14-Jan-13	23	31	38
WCOM	15-Jan-13	24	33	36
WCOM	16-Jan-13	30	34	33
WCOM	17-Jan-13	28	45	28
WCOM	18-Jan-13	22	46	31
WCOM	19-Jan-13	34	57	19
WCOM	20-Jan-13	28	48	27
WCOM	21-Jan-13	20	34	38
WCOM	22-Jan-13	15	26	44
WCOM	23-Jan-13	17	44	34
WCOM	24-Jan-13	21	35	37
WCOM	25-Jan-13	26	37	33
WCOM	26-Jan-13	24	43	31
WCOM	27-Jan-13	24	49	28

Weather Zone Code	Weather Date	Low Temperature	High Temperature	Heating Degree Days
WCOM	28-Jan-13	48	60	11
WCOM	29-Jan-13	53	70	3
WCOM	30-Jan-13	33	65	15
WCOM	31-Jan-13	22	40	34
WCOM	1-Feb-13	12	26	46
WCOM	2-Feb-13	23	40	33
WCOM	3-Feb-13	24	40	33
WCOM	4-Feb-13	24	49	28
WCOM	5-Feb-13	32	55	21
WCOM	6-Feb-13	28	51	25
WCOM	7-Feb-13	35	65	15
WCOM	8-Feb-13	33	49	24
WCOM	9-Feb-13	30	48	26
WCOM	10-Feb-13	42	57	15
WCOM	11-Feb-13	36	55	19
WCOM	12-Feb-13	29	50	25
WCOM	13-Feb-13	33	44	26
WCOM	14-Feb-13	33	58	19
WCOM	15-Feb-13	28	46	28
WCOM	16-Feb-13	22	37	35
WCOM	17-Feb-13	19	44	33
WCOM	18-Feb-13	34	61	17
WCOM	19-Feb-13	28	46	28
WCOM	20-Feb-13	22	33	37
WCOM	21-Feb-13	23	38	34
WCOM	22-Feb-13	35	51	22
WCOM	23-Feb-13	29	47	27
WCOM	24-Feb-13	24	50	28
WCOM	25-Feb-13	31	57	21
WCOM	26-Feb-13	39	52	19
WCOM	27-Feb-13	35	40	27
WCOM	28-Feb-13	33	38	29
WCOM	1-Mar-13	32	38	30
WCOM	2-Mar-13	29	33	34
WCOM	3-Mar-13	22	40	34
WCOM	4-Mar-13	30	53	23
WCOM	5-Mar-13	32	49	24
WCOM	6-Mar-13	29	39	31
WCOM	7-Mar-13	28	42	30
WCOM	8-Mar-13	27	54	24
WCOM	9-Mar-13	37	65	14
WCOM	10-Mar-13	52	69	4
WCOM	11-Mar-13	37	57	18
WCOM	12-Mar-13	31	52	23
WCOM	13-Mar-13	26	42	31
WCOM	14-Mar-13	22	47	30
WCOM	15-Mar-13	31	70	14
WCOM	16-Mar-13	45	71	7
WCOM	17-Mar-13	39	47	22
WCOM	18-Mar-13	36	55	19
WCOM	19-Mar-13	31	52	23
WCOM	20-Mar-13	25	46	29
WCOM	21-Mar-13	20	40	35
WCOM	22-Mar-13	28	43	29
WCOM	23-Mar-13	39	56	17
WCOM	24-Mar-13	34	49	23
WCOM	25-Mar-13	32	38	30
WCOM	26-Mar-13	29	42	29
WCOM	27-Mar-13	25	49	28
WCOM	28-Mar-13	33	58	19
WCOM	29-Mar-13	38	54	19
WCOM	30-Mar-13	38	59	16
WCOM	31-Mar-13	46	62	11

**Atmos Energy Corporation**  
**Capital Expenditures - Fiscal Year 2013**  
**Atmos Regulated Shared Services**  
 For The Period Ended February 28, 2013  
 updated May 22, 2013 @ 8:17 AM

	Fiscal 2013			Budget 2013			CY Act vs Budget		
	February	February	February	YTD February	YTD February	YTD February	Projected	Total Year	Vars.
CSS project	997,834	874,883	(122,951)	12,328,987	11,702,392	(626,595)	15,065,217	14,903,731	(161,487)
Customer Services	0	1,027,507	1,027,507	25,483,281	12,778,874	(12,704,407)	29,026,718	0	(29,026,718)
Gas Supply Services	0	161,596	161,596	1,701,090	514,963	(1,186,127)	2,663,508	0	(2,663,508)
Technology Refresh	0	180,646	180,646	7,189,169	3,168,734	(4,020,435)	8,258,509	0	(8,258,509)
Operation Support	0	58,729	58,729	580,290	303,586	(276,704)	1,018,929	0	(1,018,929)
Human Resources / Legal	0	19,008	19,008	575,054	151,749	(423,305)	818,645	0	(818,645)
Accounting/Finance	0	4,701	4,701	3,728,288	1,976,512	(1,751,776)	3,728,288	0	(3,728,288)
Other.	296,970	(20,975)	(317,945)	(22,238,690)	394,859	22,633,549	(20,733,676)	25,546,702	46,280,378
<b>Total Shared Services</b>	<b>296,970</b>	<b>1,431,213</b>	<b>1,134,243</b>	<b>17,018,483</b>	<b>19,289,277</b>	<b>2,270,794</b>	<b>24,780,922</b>	<b>25,546,702</b>	<b>765,780</b>

**Atmos Energy Corporation**  
**Capital Expenditures - Fiscal Year 2013**  
**Atmos Regulated Shared Services**  
**For The Period Ended February 28, 2013**

updated May 22, 2013 @ 8:17 AM

	Total Year		October		November		December		January			February		Fiscal 2013
	Budget 2013	Fiscal 2013	Budget 2013	Fiscal 2013	Budget 2013	Fiscal 2013	Budget 2013	Fiscal 2013	Budget 2013	Adj	Fiscal 2013	Budget 2013	Adj	
CSS project	14,903,731	6,719,637	7,315,445	1,598,668	1,128,243	2,259,146	1,236,459	753,701	1,147,362	-	997,834	874,883	-	0
Customer Services	-	15,564,551	6,808,589	7,402,688	1,636,516	1,216,182	2,409,494	1,299,860	896,769	1,193,891	-	1,027,507	908,493	-
Gas Supply Services	-	1,528,872	74,222	1,790	140,229	24,085	50,128	146,345	88,788	50,287	-	161,596	343,948	-
Technology Refresh	-	4,450,146	115,119	49,098	527,328	1,541,076	1,111,305	1,148,848	1,234,535	591,203	-	180,646	50,580	-
Operation Support	-	533,874	91,061	-	55,236	24,648	41,499	21,768	57,061	23,763	-	58,729	25,055	-
Human Resources / Legal	-	409,323	25,349	44,051	33,004	53,119	30,151	68,562	44,237	-	-	19,008	-	-
Accounting/Finance	-	1,967,235	223,449	603,345	1,260,844	627,721	251,265	529,988	236,253	103,043	-	4,701	103,138	-
Other.	25,546,702	(17,004,913)	1,229,915	(4,172,794)	128,840	196,719	(347,666)	(1,554,672)	(595,255)	(1,962,188)	296,970	(20,975)	(1,431,213)	-
<b>Total Shared Services</b>	<b>25,546,702</b>	<b>7,449,087</b>	<b>8,567,703</b>	<b>3,928,178</b>	<b>3,781,997</b>	<b>3,683,550</b>	<b>3,546,175</b>	<b>1,660,698</b>	<b>1,962,188</b>	<b>-</b>	<b>296,970</b>	<b>1,431,213</b>	<b>-</b>	<b>0</b>



**Atmos Energy Co**  
**Capital Expenditures -**  
**Atmos Regulated Share**  
**For The Period Ended February 2013**  
 updated May 22, 2013 @ 8:17 AM

	March		April			May			June			Fiscal 2013
	Budget 2013	Adj	Fiscal 2013	Budget 2013	Adj	Fiscal 2013	Budget 2013	Adj	Fiscal 2013	Budget 2013	Adj	
CSS project	857,276	-	0	822,962	-	0	429,966	-	0	1,091,135	-	0
Customer Services	-	892,823	-	-	855,866	-	-	492,276	-	-	1,145,000	-
Gas Supply Services	-	352,764	-	-	343,944	-	-	37,339	-	-	37,433	-
Technology Refresh	-	161,283	-	-	49,517	-	-	64,850	-	-	219,954	-
Operation Support	-	44,012	-	-	78,294	-	-	74,638	-	-	75,337	-
Human Resources / Legal	-	-	-	-	-	-	-	-	-	-	-	-
Accounting/Finance	-	-	-	-	-	-	-	-	-	-	-	-
Other	1,450,881	(1,450,881)	-	1,327,620	(1,327,620)	-	669,103	(669,103)	-	1,477,725	(1,477,725)	-
<b>Total Shared Services</b>	<b>1,450,881</b>	<b>-</b>	<b>0</b>	<b>1,327,620</b>	<b>-</b>	<b>0</b>	<b>669,103</b>	<b>-</b>	<b>0</b>	<b>1,477,725</b>	<b>-</b>	<b>0</b>



		Total Year	October	November	December	January	February	March	April	May	June	July	August	September	Total	
	div	Budget 2013	Fiscal 2013	Fiscal 2013	Fiscal 2013	Fiscal 2013	Fiscal 2013	Budget 2013	Budget 2013	Budget 2013	Budget 2013	Budget 2013	Budget 2013	Budget 2013	Adj	Forecast
CB13.1135.03.IT.002: GIS Enhancemen	2	383,576	0	23,595	29,820	9,577	0	23,226	58,565	49,619	49,163	47,093	22,884	37,792		351,333
CB12.1146.13.IT.002: Line Locate Inter	2	0	(190)	27,043	(119)	2,246	0	0	0	0	0	0	0	0	(180,374)	(180,374)
																-
																-
																-
																-
<b>Operation Support</b>		533,874	91,061	55,236	41,499	57,061	58,729	44,012	78,294	74,638	75,337	71,924	56,642	37,792	(180,374)	561,851
CB11.1156.01.IT.012: Customer Service	12	14,903,731	6,719,637	1,598,668	2,259,146	753,701	997,834	857,276	822,962	429,966	1,091,135	0	0	0	(465,108)	15,065,217
CB12.1156.05.IT.012: IVR Rewrite	12	554,360	88,951	37,848	150,347	143,067	29,673	35,546	32,904	62,310	53,865	51,012	0	0	0	685,524
CB13.1135.01.IT.002: Upgrade RNI	2	106,461	0	0	0	0	0	0	0	0	0	0	0	106,461		106,461
															(131,169)	(131,169)
																-
																-
																-
																-
<b>Customer Services</b>		15,564,551	6,808,589	1,636,516	2,409,494	896,769	1,027,507	892,823	855,866	492,276	1,145,000	51,012	-	106,461	(596,277)	15,726,034
CB11.1135.12.IT.002: Oracle R12 Upgr	2	1,466,202	223,449	1,051,585	185,440	215,750	4,701	0	0	0	0	0	0	0		1,680,923
CB13.1135.09.IT.002: Tax Systems	2	501,033	0	209,259	65,824	20,504	0	0	0	0	0	0	0	0		295,587
																-
																-
																-
																-
																-
																-
<b>Accounting/Finance</b>		1,967,235	223,449	1,260,844	251,265	236,233	4,701	-	-	-	-	-	-	-	(46,987)	1,929,525
CB12.1135.03.IT.002: Software purcha	2	156,986	25,349	33,094	30,151	44,237	19,008	0	0	0	0	0	0	0		151,749
CB13.1135.12.IT.002: Lease Managemen	2	243,591	0	0	0	0	0	0	0	0	0	29,435	107,695	106,461		243,591
CB13.1135.08.IT.002: Facility Comman	2	8,746	0	0	0	0	0	0	0	0	0	0	0	0		-
																-
																-
																-
																-
																-
																-
<b>Human Resources / Legal</b>		409,323	25,349	33,094	30,151	44,237	19,008	-	-	-	-	29,435	107,695	106,461	29,230	424,570
Structures	2	859,932	(663)	14,778	36,751	15,095	72,538	0	0	0	0	0	0	0	800,000	938,500
Misc	2	0	48,594	75,723	(102,578)	94,517	109,861	0	0	0	0	0	0	0		226,117
Overhead	2	0	58,331	182,613	(240,945)	(1,060,653)	(1,368,523)	0	0	0	0	0	0	0	1,060,653	(1,368,523)
Other	2	77,910	3,445	1,375	96,489		23,590	(0)	-	-	-	0	(0)	-	-	124,899
<b>NonGrowth</b>		25,546,702	7,449,087	3,928,178	3,683,550	1,660,698	296,970	1,450,881	1,327,620	669,103	1,477,725	249,937	261,611	820,547	1,505,014	24,780,922
<b>Capital</b>		25,546,702	7,449,087	3,928,178	3,683,550	1,660,698	296,970	1,450,881	1,327,620	669,103	1,477,725	249,937	261,611	820,547	1,505,014	24,780,922

		Total Year	October	November	December	January	February	March	April	May	June	July	August	September	Total	
	div	Budget 2013	Fiscal 2013	Fiscal 2013	Fiscal 2013	Fiscal 2013	Fiscal 2013	Budget 2013	Budget 2013	Budget 2013	Budget 2013	Budget 2013	Budget 2013	Budget 2013	Adj	Forecast
Information Technology		24531909.36	7341233.7	3654532.04	3990330.15	2587247.38	1475778.01	1450881.44	1327620.44	669102.74	1477724.7	249936.91	261611.25	820547.37		24,666,204
	2	9,233,556	588,880	1,852,065	1,233,517	707,247	-1,023,630	558,059	471,755	176,827	332,724	198,925	261,611	390,445	2,089,379	7,837,804
	12	16,313,146	6,860,207	2,076,113	2,450,653	923,646	1,320,600	892,823	855,866	492,276	1,145,000	51,012	0	430,102	-465,108	17,032,570
	total	25,546,702	7,449,087	3,928,178	3,683,550	1,630,893	296,970	1,450,881	1,327,620	669,103	1,477,725	249,937	261,611	820,547	1,624,271	24,870,375
	diff															
			actuals	actuals	actuals	actuals	actuals	budget	budget	budget	budget	budget	budget	budget		
	total div 12		6,860,207	2,076,113	2,450,653	923,646	1,320,600	892,823	855,866	492,276	1,145,000	51,012	0	430,102	-465,108	17,032,570
from CSS spreadsheet	CSS		6,719,637	1,598,668	2,259,146	753,701	811,916	777,217	550,820	318,788	1,088,960	0	0	0	0	14,878,794
	Other than CSS		140,570	477,445	190,887	169,945	508,685	115,605	305,045	173,488	56,100	51,012	0	430,102	-465,108	2,153,777

	Actuals Fiscal 2012 August	Actuals Fiscal 2012 September	Actuals Fiscal 2013 October	Actuals Fiscal 2013 November	Actuals Fiscal 2013 December	Actuals Fiscal 2013 January	Actuals Fiscal 2013 February	Budget March	Budget April	Budget May	Budget June	Budget July	
Div 2 FICA	209,001	180,693	187,053	371,000	494,812	191,648	205,668	76.24%					
FUTA	301	121	44	113	213	21,891	2,438	1.04%					
SUTA	816	366	309	300	522	53,302	12,025	2.80%					
Ad Valorem - Accrual	60,000	60,000	60,000	60,000	60,000	50,000	50,000	16.57%					
Benefit load Projects	-1,859	5,675	0	0	0	0	0	0.16%					
Taxes Property and Other	0	0	0	64,210	0	0	136	2.67%					
Payroll Tax Projects	0	0	2,071	3,329	2,548	2,426	2,194	0.52%					
<b>Total</b>	<b>268,259</b>	<b>246,855</b>	<b>249,476</b>	<b>498,953</b>	<b>558,095</b>	<b>319,267</b>	<b>272,461</b>	<b>100.00%</b>					
checksum	268,259	246,855	249,476	498,953	558,095	319,267	272,461						
diff	0	0	0	0	0	0	0						
Div 12 FICA	126,182	115,824	119,464	238,313	324,316	136,440	147,974	68.01%					
FUTA	181	79	28	73	140	15,071	1,871	0.98%					
SUTA	492	238	198	194	342	36,697	8,871	2.65%					
Ad Valorem - Accrual	72,000	72,000	72,000	72,000	72,000	72,000	72,000	28.38%					
<b>Total</b>	<b>198,856</b>	<b>188,141</b>	<b>191,690</b>	<b>310,579</b>	<b>396,797</b>	<b>260,208</b>	<b>230,616</b>	<b>100.00%</b>					
checksum	198,856	188,141	191,690	310,579	396,797	260,208	230,616						
diff	0	0	0	0	0	0	0						
Div 91 FICA	13,398	6,241	12,628	17,774	4,630	12,539	11,081	49.18%					
FUTA	10,737	-10,221	4	10	1	1,084	264	1.18%					
SUTA	10	7	10	36	5	1,837	803	1.70%					
Payroll Tax Projects	0	0	295	4,976	601	12	264	3.88%					
Ad Valorem - Accrual	10,000	10,000	10,000	10,000	10,000	10,000	10,000	43.98%					
Benefit load Projects	0	0	0	0	0	0	0	0.00%					
Occupational Licenses	0	0	0	0	50	100	0	0.09%					
<b>Total</b>	<b>34,134</b>	<b>6,027</b>	<b>22,937</b>	<b>32,795</b>	<b>15,288</b>	<b>25,572</b>	<b>22,412</b>	<b>100.00%</b>					
checksum	34,134	6,027	22,937	32,795	15,288	25,572	22,412						
diff	0	0	0	0	0	0	0						
Div 9 FICA	32,709	14,682	30,249	42,501	11,455	34,011	29,496	7.64%	27,221	32,218	26,248	26,906	28,880
FUTA	15	14	9	23	4	2,903	700	0.14%	512	606	494	506	543
SUTA	24	17	23	85	13	4,919	2,138	0.28%	1,007	1,192	971	995	1,068
Payroll Tax Projects	0	0	71	254	556	348	276	0.08%	210	249	202	208	223
Ad Valorem - Accrual	268,326	268,326	268,326	268,326	268,326	267,342	267,342	73.50%	251,790	309,843	252,429	258,776	277,742
Taxes Property and Other	122	0	10,105	0	0	20,364	0	1.20%	4,268	5,052	4,116	4,219	4,528
Public Service Commission Assessment	21,876	21,876	21,876	21,876	21,876	21,876	21,876	6.00%	21,365	25,287	20,601	21,119	22,667
Billing for CSC Depr & Taxes Other 4081-41129	10,891	10,304	10,478	16,976	21,689	14,223	12,589	3.81%	13,554	16,042	13,070	13,398	14,380
Billing for SS Depr & Taxes Other 4081-41130	13,687	12,253	12,842	25,685	28,729	16,435	14,041	4.84%	17,255	20,423	16,638	17,057	18,307
Taxes Other Than Inc Tax 4081-09345	13,876	2,398	9,347	13,308	6,023	10,393	9,110	2.52%	8,993	10,644	8,671	8,889	9,541
<b>Total</b>	<b>361,527</b>	<b>329,871</b>	<b>363,325</b>	<b>389,033</b>	<b>358,671</b>	<b>392,814</b>	<b>357,566</b>	<b>100.00%</b>	<b>366,176</b>	<b>421,554</b>	<b>343,441</b>	<b>352,076</b>	<b>377,880</b>
checksum	361,527	329,871	363,325	389,033	358,671	392,814	357,566						
diff	0	0	0	0	0	0	0						

Kentucky Division - 009DIV

	Fiscal 2012		Fiscal 2013		Fiscal 2013	Fiscal 2013		Fiscal 2013	Fiscal 2013	Fiscal 2013	Fiscal 2013	Fiscal 2013	Budget 2013	Budget 2013	Budget 2013	Budget 2013		Budget 2013	
	August	September	October	November	December	January	February	March	April	May	June	July	March	April	May	June	July	August	September
Taxes other than income taxes, - Fica Load 4081-01210	25,720	18,361	23,897	49,743	15,189	28,599	28,597	0	0	0	0	0	35,418	47,846	22,683	31,318	59,199	27,859	34,806
Taxes other than income taxes, - Futa Load 4081-01211	12	14	10	25	6	2,033	1,105	0	0	0	0	0	0	0	0	0	0	0	0
Taxes other than income taxes, - Suta Load Accrual 4081-01215	4	-1	4	1	-8	1,522	-381	0	0	0	0	0	0	0	0	0	0	0	0
Taxes other than income taxes, - Fica Load Accrual 4081-01213	6,989	-3,679	6,352	-7,242	-3,734	7,413	859	0	0	0	0	0	0	0	0	0	0	0	0
Taxes other than income taxes, - Futa Load Accrual 4081-01214	3	1	-1	-2	-2	900	-404	0	0	0	0	0	0	0	0	0	0	0	0
Taxes other than income taxes, - Suta Load 4081-01212	21	18	20	84	21	3,397	2,527	0	0	0	0	0	0	0	0	0	0	0	0
Taxes other than income taxes, - Payroll Tax Projects 4081-01256	0	0	71	254	655	348	276	0	0	0	0	0	0	0	0	0	0	0	0
<b>Payroll Taxes</b>	<b>32,749</b>	<b>14,714</b>	<b>30,352</b>	<b>42,853</b>	<b>12,029</b>	<b>42,181</b>	<b>32,658</b>	<b>0</b>	<b>0</b>	<b>0</b>	<b>0</b>	<b>0</b>	<b>35,418</b>	<b>47,846</b>	<b>22,683</b>	<b>31,318</b>	<b>59,199</b>	<b>27,859</b>	<b>34,806</b>
Taxes other than income taxes, - Ad Valorem - Accrual 4081-30101	268,326	268,326	268,326	268,326	268,326	267,342	267,342	0	0	0	0	0	271,668	271,668	271,668	271,668	271,668	271,668	271,668
<b>Ad Valorem</b>	<b>268,326</b>	<b>268,326</b>	<b>268,326</b>	<b>268,326</b>	<b>268,326</b>	<b>267,342</b>	<b>267,342</b>	<b>0</b>	<b>0</b>	<b>0</b>	<b>0</b>	<b>0</b>	<b>271,668</b>	<b>271,668</b>	<b>271,668</b>	<b>271,668</b>	<b>271,668</b>	<b>271,668</b>	<b>271,668</b>
Taxes other than income taxes, - City Franchise 4081-30107	0	0	9,652	0	0	19,905	0	0	0	0	0	0	0	0	0	0	0	0	0
<b>Franchise Taxes</b>	<b>0</b>	<b>0</b>	<b>9,652</b>	<b>0</b>	<b>0</b>	<b>19,905</b>	<b>0</b>	<b>0</b>	<b>0</b>	<b>0</b>	<b>0</b>	<b>0</b>	<b>0</b>	<b>0</b>	<b>0</b>	<b>0</b>	<b>0</b>	<b>0</b>	<b>0</b>
Taxes other than income taxes, - Taxes Property And Other 4081-30102	122	0	452	0	0	460	0	0	0	0	0	0	0	0	0	0	0	0	0
Taxes other than income taxes, - Public Serv Comm Assessment 4081-30112	21,876	21,876	21,876	21,876	21,876	21,876	21,876	0	0	0	0	0	19,069	19,069	19,069	19,069	16,992	16,992	16,992
Taxes other than income taxes, - Billing for CSC Depr & Taxes Other 4081-41129	10,991	10,304	10,478	16,976	21,889	14,223	12,589	0	0	0	0	0	0	0	0	0	0	0	0
Taxes other than income taxes, - Billing for SS Depr & Taxes Other 4081-41130	13,667	12,253	12,842	25,665	28,729	16,435	14,041	0	0	0	0	0	0	0	0	0	0	0	0
Taxes other than income taxes, - Taxes Other Than Inc Tax 4081-09345	13,876	2,398	9,347	13,308	6,023	10,393	9,110	0	0	0	0	0	0	0	0	0	0	0	0
<b>Others</b>	<b>60,452</b>	<b>48,631</b>	<b>54,994</b>	<b>77,844</b>	<b>78,317</b>	<b>63,385</b>	<b>57,616</b>	<b>0</b>	<b>0</b>	<b>0</b>	<b>0</b>	<b>0</b>	<b>49,090</b>	<b>102,040</b>	<b>49,090</b>	<b>49,090</b>	<b>47,013</b>	<b>47,013</b>	<b>47,013</b>
<b>Total Taxes - Other Than Income Taxes</b>	<b>361,527</b>	<b>329,871</b>	<b>363,325</b>	<b>389,033</b>	<b>358,671</b>	<b>392,814</b>	<b>357,566</b>	<b>0</b>	<b>0</b>	<b>0</b>	<b>0</b>	<b>0</b>	<b>356,176</b>	<b>421,554</b>	<b>343,441</b>	<b>352,076</b>	<b>377,880</b>	<b>346,540</b>	<b>353,487</b>

Brentwood Division - 091DIV

	Fiscal 2012 August	Fiscal 2012 September	Fiscal 2013 October	Fiscal 2013 November	Fiscal 2013 December	Fiscal 2013 January	Fiscal 2013 February	Fiscal 2013 March	Fiscal 2013 April	Fiscal 2013 May	Fiscal 2013 June	Fiscal 2013 July	Budget 2013 March	Budget 2013 April	Budget 2013 May	Budget 2013 June	Budget 2013 July	Budget 2013 August	Budget 2013 September
Taxes other than income taxes, - Fica Lead 4081-01210	10,699	7,897	9,866	20,768	6,228	9,926	10,725	0	0	0	0	0	0	0	0	0	0	0	0
Taxes other than income taxes, - Futa Lead 4081-01211	10,735	-10,222	4	11	2	743	414	0	0	0	0	0	0	0	0	0	0	0	0
Taxes other than income taxes, - Suta Lead Accrual 4081-01215	1	0	1	0	-3	569	-144	0	0	0	0	0	0	0	0	0	0	0	0
Taxes other than income taxes, - Fica Lead Accrual 4081-01213	2,778	-1,456	2,642	-3,024	-1,598	2,603	355	0	0	0	0	0	0	0	0	0	0	0	0
Taxes other than income taxes, - Futa Lead Accrual 4081-01214	1	0	0	-1	-1	336	-150	0	0	0	0	0	0	0	0	0	0	0	0
Taxes other than income taxes, - Suta Lead 4081-01212	8	8	8	35	9	1,269	948	0	0	0	0	0	0	0	0	0	0	0	0
Taxes other than income taxes, - Payroll Tax Projects 4081-01256	0	0	295	4,976	601	12	264	0	0	0	0	0	0	0	0	0	0	0	0
Payroll Taxes	24,134	-3,973	12,937	22,795	5,238	15,472	12,412	0	0	0	0	0	0	0	0	0	0	0	0
Taxes other than income taxes, - Ad Valorem - Accrual 4081-30101	10,000	10,000	10,000	10,000	10,000	10,000	10,000	0	0	0	0	0	0	0	0	0	0	0	0
Ad Valorem	10,000	10,000	10,000	10,000	10,000	10,000	10,000	0	0	0	0	0	0	0	0	0	0	0	0
Taxes other than income taxes, - Occupational Licenses 4081-30103	0	0	0	0	50	100	0	0	0	0	0	0	0	0	0	0	0	0	0
Taxes other than income taxes, - Billing for Taxes Other and Depr 4081-41124	40,579	36,327	35,301	70,502	78,970	45,175	38,596	0	0	0	0	0	0	0	0	0	0	0	0
Taxes other than income taxes, - Billing for CSC Depr & Taxes Other 4081-41129	0	0	0	0	0	0	0	0	0	0	0	0	0	0	0	0	0	0	0
Taxes other than income taxes, - Billing for SS Depr & Taxes Other 4081-41130	-40,579	-36,327	-35,301	-70,502	-78,970	-45,175	-38,596	0	0	0	0	0	0	0	0	0	0	0	0
Taxes other than income taxes, - Taxes Other Than Inc Tax 4081-09345	-34,134	-6,027	-22,937	-32,795	-15,288	-25,572	-22,412	0	0	0	0	0	0	0	0	0	0	0	0
Others	-34,134	-6,027	-22,937	-32,795	-15,238	-25,472	-22,412	0	0	0	0	0	0	0	0	0	0	0	0
<b>Total Taxes - Other Than Income Taxes</b>	<b>0</b>	<b>0</b>	<b>0</b>	<b>0</b>	<b>0</b>	<b>0</b>	<b>0</b>	<b>0</b>	<b>0</b>	<b>0</b>	<b>0</b>	<b>0</b>	<b>0</b>	<b>0</b>	<b>0</b>	<b>0</b>	<b>0</b>	<b>0</b>	<b>0</b>

Dallas Atmos Rate Division - 002DIV

	Fiscal 2012 August	Fiscal 2012 September	Fiscal 2013 October	Fiscal 2013 November	Fiscal 2013 December	Fiscal 2013 January	Fiscal 2013 February	Fiscal 2013 March	Fiscal 2013 April	Fiscal 2013 May	Fiscal 2013 June	Fiscal 2013 July	Budget 2013 March	Budget 2013 April	Budget 2013 May	Budget 2013 June	Budget 2013 July	Budget 2013 August	Budget 2013 September
Taxes other than income taxes, - Fica Load 4081-01210	183,217	181,534	168,376	411,809	433,420	221,844	210,709	0	0	0	0	0	0	0	0	0	0	0	0
Taxes other than income taxes, - Futa Load 4081-01211	266	169	78	141	182	15,135	6,380	0	0	0	0	0	0	0	0	0	0	0	0
Taxes other than income taxes, - Suta Load Accrual 4081-01215	95	-118	-25	-143	64	16,447	-7,709	0	0	0	0	0	0	0	0	0	0	0	0
Taxes other than income taxes, - Fica Load Accrual 4081-01213	25,784	-641	18,677	-40,808	61,391	-30,196	-5,641	0	0	0	0	0	0	0	0	0	0	0	0
Taxes other than income taxes, - Futa Load Accrual 4081-01214	35	-48	-34	-27	31	6,756	-3,942	0	0	0	0	0	0	0	0	0	0	0	0
Taxes other than income taxes, - Suta Load 4081-01212	721	484	334	444	458	36,855	19,734	0	0	0	0	0	0	0	0	0	0	0	0
Taxes other than income taxes, - Other Benefits Load Projects 4091-01290	-1,859	5,675	0	0	0	0	0	0	0	0	0	0	0	0	0	0	0	0	0
Taxes other than income taxes, - Payroll Tax Projects 4081-01256	0	0	2,071	3,329	2,548	2,426	2,194	0	0	0	0	0	0	0	0	0	0	0	0
<b>Payroll Taxes</b>	<b>209,269</b>	<b>186,855</b>	<b>189,476</b>	<b>374,743</b>	<b>498,095</b>	<b>289,267</b>	<b>222,325</b>	<b>0</b>	<b>0</b>	<b>0</b>	<b>0</b>	<b>0</b>	<b>0</b>	<b>0</b>	<b>0</b>	<b>0</b>	<b>0</b>	<b>0</b>	<b>0</b>
Taxes other than income taxes, - Ad Valorem - Accrual 4081-30101	60,000	60,000	60,000	60,000	60,000	50,000	50,000	0	0	0	0	0	0	0	0	0	0	0	0
<b>Ad Valorem</b>	<b>60,000</b>	<b>60,000</b>	<b>60,000</b>	<b>60,000</b>	<b>60,000</b>	<b>50,000</b>	<b>50,000</b>	<b>0</b>	<b>0</b>	<b>0</b>	<b>0</b>	<b>0</b>	<b>0</b>	<b>0</b>	<b>0</b>	<b>0</b>	<b>0</b>	<b>0</b>	<b>0</b>
Taxes other than income taxes, - Taxes Property And Other 4081-30102	0	0	0	84,210	0	0	138	0	0	0	0	0	0	0	0	0	0	0	0
Taxes other than income taxes, - Billed to West Tex Div 4081-40001	-21,227	-19,003	-19,633	-39,667	-44,359	-25,382	-21,684	0	0	0	0	0	0	0	0	0	0	0	0
Taxes other than income taxes, - Billed to CO/KS Div 4081-40002	-18,727	-16,764	-17,289	-34,577	-38,676	-22,125	-18,902	0	0	0	0	0	0	0	0	0	0	0	0
Taxes other than income taxes, - Billed to LA Div 4081-40003	-25,930	-23,212	-24,199	-48,398	-54,135	-30,969	-26,458	0	0	0	0	0	0	0	0	0	0	0	0
Taxes other than income taxes, - Billed to Mid St Div 4081-40004	-40,679	-36,327	-35,301	-70,602	-78,970	-45,176	-38,596	0	0	0	0	0	0	0	0	0	0	0	0
Taxes other than income taxes, - Billed to Nonutilities 4081-40007	-8,725	-7,810	-7,659	-15,318	-17,134	-9,802	-8,374	0	0	0	0	0	0	0	0	0	0	0	0
Taxes other than income taxes, - Billed to Mid-Tex Div 4081-40009	-105,295	-94,260	-97,121	-194,242	-217,266	-124,291	-106,186	0	0	0	0	0	0	0	0	0	0	0	0
Taxes other than income taxes, - Billed to MS Div 4081-40009	-20,249	-18,127	-18,835	-37,671	-42,136	-24,105	-20,593	0	0	0	0	0	0	0	0	0	0	0	0
Taxes other than income taxes, - Billed to Atmos Pipeline Div 4081-40010	-31,087	-27,811	-29,239	-58,477	-65,409	-37,418	-31,968	0	0	0	0	0	0	0	0	0	0	0	0
<b>Others</b>	<b>-271,798</b>	<b>-243,316</b>	<b>-249,476</b>	<b>-434,743</b>	<b>-558,095</b>	<b>-319,267</b>	<b>-272,625</b>	<b>0</b>	<b>0</b>	<b>0</b>	<b>0</b>	<b>0</b>	<b>0</b>	<b>0</b>	<b>0</b>	<b>0</b>	<b>0</b>	<b>0</b>	<b>0</b>
<b>Total Taxes - Other Than Income Taxes</b>	<b>-3,540</b>	<b>3,540</b>	<b>0</b>	<b>0</b>	<b>0</b>	<b>0</b>	<b>536</b>	<b>0</b>	<b>0</b>	<b>0</b>	<b>0</b>	<b>0</b>	<b>0</b>	<b>0</b>	<b>0</b>	<b>0</b>	<b>0</b>	<b>0</b>	<b>0</b>



Call Center Division - 012DIV

	Fiscal 2012		Fiscal 2013			Fiscal 2013	Fiscal 2013	Fiscal 2013	Fiscal 2013	Fiscal 2013	Fiscal 2013	Fiscal 2013	Fiscal 2013	Budget 2013	Budget 2013	Budget 2013	Budget 2013	Budget 2013	Budget 2013
	August	September	October	November	December	January	February	March	April	May	June	July	March	April	May	June	July	August	September
Taxes other than income taxes, - Fica Load 4081-01210	111,936	114,528	107,108	263,942	283,312	152,713	149,355	0	0	0	0	0	0	0	0	0	0	0	0
Taxes other than income taxes, - Futa Load 4081-01211	162	107	50	90	119	10,418	4,522	0	0	0	0	0	0	0	0	0	0	0	0
Taxes other than income taxes, - Suta Load Accrual 4081-01215	52	-67	-15	-81	42	11,327	-5,117	0	0	0	0	0	0	0	0	0	0	0	0
Taxes other than income taxes, - Fica Load Accrual 4081-01213	14,246	1,296	12,356	-25,530	41,003	-16,273	-1,481	0	0	0	0	0	0	0	0	0	0	0	0
Taxes other than income taxes, - Futa Load Accrual 4081-01214	19	-28	-21	-17	21	4,653	-2,651	0	0	0	0	0	0	0	0	0	0	0	0
Taxes other than income taxes, - Suta Load 4081-01212	440	306	213	294	300	25,370	13,988	0	0	0	0	0	0	0	0	0	0	0	0
<b>Payroll Taxes</b>	<b>126,656</b>	<b>116,141</b>	<b>119,690</b>	<b>238,579</b>	<b>324,797</b>	<b>188,208</b>	<b>158,516</b>	<b>0</b>	<b>0</b>	<b>0</b>	<b>0</b>	<b>0</b>	<b>0</b>	<b>0</b>	<b>0</b>	<b>0</b>	<b>0</b>	<b>0</b>	<b>0</b>
Taxes other than income taxes, - Ad Valorem - Accrual 4081-30101	72,000	72,000	72,000	72,000	72,000	72,000	72,000	0	0	0	0	0	0	0	0	0	0	0	0
<b>Ad Valorem</b>	<b>72,000</b>	<b>72,000</b>	<b>72,000</b>	<b>72,000</b>	<b>72,000</b>	<b>72,000</b>	<b>72,000</b>	<b>0</b>	<b>0</b>	<b>0</b>	<b>0</b>	<b>0</b>	<b>0</b>	<b>0</b>	<b>0</b>	<b>0</b>	<b>0</b>	<b>0</b>	<b>0</b>
Taxes other than income taxes, - Billed to West Tex Div 4081-40001	-18,653	-17,648	-18,000	-29,163	-37,259	-24,434	-21,627	0	0	0	0	0	0	0	0	0	0	0	0
Taxes other than income taxes, - Billed to CO/KS Div 4081-40002	-15,332	-14,506	-14,779	-23,946	-30,593	-20,052	-17,757	0	0	0	0	0	0	0	0	0	0	0	0
Taxes other than income taxes, - Billed to LA Div 4081-40003	-21,536	-20,376	-20,779	-33,667	-43,013	-28,207	-24,966	0	0	0	0	0	0	0	0	0	0	0	0
Taxes other than income taxes, - Billed to Mid St Div 4081-40004	-29,291	-27,713	-28,083	-45,500	-58,131	-38,120	-33,741	0	0	0	0	0	0	0	0	0	0	0	0
Taxes other than income taxes, - Billed to Mid-Tex Div 4081-40003	-98,354	-93,054	-95,002	-153,923	-196,653	-128,959	-114,145	0	0	0	0	0	0	0	0	0	0	0	0
Taxes other than income taxes, - Billed to MS Div 4081-40009	-15,690	-14,544	-15,048	-24,380	-31,149	-20,426	-18,080	0	0	0	0	0	0	0	0	0	0	0	0
<b>Others</b>	<b>-198,656</b>	<b>-188,141</b>	<b>-191,690</b>	<b>-310,579</b>	<b>-396,797</b>	<b>-280,208</b>	<b>-230,316</b>	<b>0</b>	<b>0</b>	<b>0</b>	<b>0</b>	<b>0</b>	<b>0</b>	<b>0</b>	<b>0</b>	<b>0</b>	<b>0</b>	<b>0</b>	<b>0</b>
<b>Total Taxes - Other Than Income Taxes</b>	<b>0</b>	<b>0</b>	<b>0</b>	<b>0</b>	<b>0</b>	<b>0</b>	<b>300</b>	<b>0</b>	<b>0</b>	<b>0</b>	<b>0</b>	<b>0</b>	<b>0</b>	<b>0</b>	<b>0</b>	<b>0</b>	<b>0</b>	<b>0</b>	<b>0</b>

	Actuals Fiscal 2012 August	Actuals Fiscal 2012 September	Actuals Fiscal 2013 October	Actuals Fiscal 2013 November	Actuals Fiscal 2013 December	Actuals Fiscal 2013 January	Actuals Fiscal 2013 February	Budget March	Budget April	Budget May	Budget June	Budget July	Total Base	Total Forecast	diff
Div 2 FICA	209,001	180,693	187,053	371,000	494,812	191,648	205,668	272,177	272,177	272,177	272,177	272,177	3,200,759	3,326,069	125,309
FUTA	301	121	44	113	213	21,991	2,438	2,457	2,457	2,457	2,457	2,457	37,405	38,545	1,140
SUTA	616	366	309	300	522	53,302	12,025	6,929	6,929	6,929	6,929	6,929	102,283	105,406	3,123
Ad Valorem - Accrual	60,000	60,000	60,000	60,000	60,000	60,000	60,000	43,500	43,500	43,500	43,500	43,500	617,500	600,000	-17,500
Benefit load Projects	-1,859	5,675	0	0	0	0	0	515	515	515	515	515	6,392	6,701	309
Taxes Property and Other	0	0	0	64,210	0	0	136	0	0	0	0	0	64,348	0	-64,346
Payroll Tax Projects	0	0	2,071	3,329	2,548	2,428	2,194	1,154	1,154	1,154	1,154	1,154	18,342	19,058	717
<b>Total</b>	<b>268,259</b>	<b>246,855</b>	<b>249,476</b>	<b>498,953</b>	<b>558,095</b>	<b>319,267</b>	<b>272,461</b>	<b>326,732</b>	<b>326,732</b>	<b>326,732</b>	<b>326,732</b>	<b>326,732</b>	<b>4,047,027</b>	<b>4,095,780</b>	<b>48,753</b>
checksum	268,259	246,855	249,476	498,953	558,095	319,267	272,461								
diff	0	0	0	0	0	0	0								
Div 12 FICA	126,182	115,824	119,464	238,313	324,316	136,440	147,874	172,528	172,528	172,528	172,528	172,528	2,071,051	2,151,716	80,665
FUTA	181	79	28	73	140	15,071	1,871	1,846	1,846	1,846	1,846	1,846	25,672	26,453	781
SUTA	492	238	198	194	342	36,697	8,871	4,637	4,637	4,637	4,637	4,637	70,219	72,360	2,141
Ad Valorem - Accrual	72,000	72,000	72,000	72,000	72,000	72,000	72,000	62,613	62,613	62,613	62,613	62,613	817,065	864,000	46,935
<b>Total</b>	<b>198,856</b>	<b>188,141</b>	<b>191,690</b>	<b>310,579</b>	<b>396,797</b>	<b>260,208</b>	<b>230,616</b>	<b>241,424</b>	<b>241,424</b>	<b>241,424</b>	<b>241,424</b>	<b>241,424</b>	<b>2,984,007</b>	<b>3,114,529</b>	<b>130,522</b>
checksum	198,856	188,141	191,690	310,579	396,797	260,208	230,616								
diff	0	0	0	0	0	0	0								
Div 91 FICA	13,388	6,241	12,628	17,774	4,630	12,539	11,081	9,448	12,763	6,051	8,354	15,791	130,686	133,802	3,115
FUTA	10,737	-10,221	4	10	1	1,084	264	172	232	110	152	287	2,831	2,430	-400
SUTA	10	7	10	36	5	1,837	803	196	264	125	173	327	3,793	2,770	-1,023
Payroll Tax Projects	0	0	295	4,976	601	12	264	437	581	280	387	731	8,574	6,193	-2,381
Ad Valorem - Accrual	10,000	10,000	10,000	10,000	10,000	10,000	10,000	10,000	10,000	10,000	10,000	10,000	120,000	120,000	0
Benefit load Projects	0	0	0	0	0	0	0	112	151	72	99	187	621	1,586	965
Occupational Licenses	40,579	36,327	35,301	70,602	78,970	45,176	38,596						345,552	0	-345,552
<b>Total</b>	<b>74,714</b>	<b>42,354</b>	<b>58,238</b>	<b>103,396</b>	<b>94,209</b>	<b>70,649</b>	<b>61,008</b>	<b>20,364</b>	<b>24,001</b>	<b>16,638</b>	<b>19,164</b>	<b>27,323</b>	<b>612,057</b>	<b>266,781</b>	<b>-345,276</b>
checksum	74,714	42,354	58,238	103,396	94,209	70,649	61,008	20,364	24,001	16,638	19,164	27,323	612,057	266,781	-345,276
diff	0	0	0	0	0	0	0								
Div 9 FICA	32,709	14,682	30,249	42,501	11,455	34,011	29,496	24,032	32,465	15,391	21,250	40,169	328,411	351,499	23,088
FUTA	15	14	9	23	4	2,903	700	366	495	234	324	612	5,700	5,355	-345
SUTA	24	17	23	85	13	4,919	2,136	544	734	348	481	909	10,233	7,950	-2,282
Payroll Tax Projects	0	0	71	254	556	348	276	112	151	72	99	187	2,124	1,534	-491
Ad Valorem - Accrual	288,326	268,326	268,326	268,326	268,326	267,342	267,342	261,668	261,668	261,668	261,668	261,668	3,184,654	3,403,337	218,683
Taxes Property and Other	122	0	10,105	0	0	20,364	0						30,591	0	-30,591
Public Service Commission Assessment	21,876	21,876	21,876	21,876	21,876	21,876	21,876	19,069	19,069	19,069	19,069	16,992	246,397	219,194	-27,203
Franchise tax 4081-30107													0	78,385	78,385
Billing for CSC Depr & Taxes Other 4081-41129	10,891	10,304	10,478	16,976	21,689	14,223	12,589	13,329	13,329	13,329	13,329	13,329	163,793	170,212	6,418
Billing for SS Depr & Taxes Other 4081-41130	13,687	12,253	12,842	25,685	28,729	16,435	14,041	16,692	16,692	16,692	16,692	16,692	207,134	215,339	8,205
Taxes other than income taxes, - Dot Transmission User Tax 4081-30106									52,960				52,950	52,950	0
Taxes Other Than Inc Tax 4081-09346	13,876	2,398	9,347	13,308	6,023	10,393	9,110						64,455	0	-64,455
<b>Total</b>	<b>361,527</b>	<b>329,871</b>	<b>363,326</b>	<b>389,033</b>	<b>358,671</b>	<b>392,814</b>	<b>357,566</b>	<b>335,812</b>	<b>397,553</b>	<b>326,803</b>	<b>332,912</b>	<b>350,567</b>	<b>4,296,442</b>	<b>4,505,855</b>	<b>209,413</b>
checksum	361,527	329,871	363,326	389,033	358,671	392,814	357,566	335,812	397,553	326,803	332,912	350,567	4,296,442	4,505,855	209,413
diff	0	0	0	0	0	0	0	0	0	0	0	0	11,939,532	11,982,944	43,411

Kentucky Division - 009DIV

	Fiscal 2012	Fiscal 2012	Fiscal 2013	Fiscal 2013	Fiscal 2013	Fiscal 2013	Fiscal 2013	Fiscal 2013	Fiscal 2013	Fiscal 2013	Fiscal 2013	Fiscal 2013	Fiscal 2013	Budget 2013	Budget 2013	Budget 2013	Budget 2013	Budget 2013	Budget 2013	Budget 2013	Budget 2013
	August	September	October	November	December	January	February	March	April	May	June	July	February	March	April	May	June	July	August	September	
Taxes other than income taxes, - Fica Load 4081-01210	26,720	18,361	23,897	48,743	15,189	26,599	28,597	0	0	0	0	0	35,915	35,418	47,846	22,583	31,318	59,199	27,859	34,806	
Taxes other than income taxes, - Futa Load 4081-01211	12	14	10	25	6	2,003	1,105	0	0	0	0	0	0	0	0	0	0	0	0	0	
Taxes other than income taxes, - Suta Load Accrual 4081-01215	4	-1	4	1	-8	1,522	-391	0	0	0	0	0	0	0	0	0	0	0	0	0	
Taxes other than income taxes, - Fica Load Accrual 4081-01213	6,989	-3,679	6,352	-7,242	-3,734	7,413	899	0	0	0	0	0	0	0	0	0	0	0	0	0	
Taxes other than income taxes, - Futa Load Accrual 4081-01214	3	1	-1	-2	-2	900	-404	0	0	0	0	0	0	0	0	0	0	0	0	0	
Taxes other than income taxes, - Suta Load 4081-01212	21	18	20	84	21	3,397	2,527	0	0	0	0	0	0	0	0	0	0	0	0	0	
Taxes other than income taxes, - Payroll Tax Projects 4081-01256	0	0	71	254	556	348	278	0	0	0	0	0	0	0	0	0	0	0	0	0	
<b>Payroll Taxes</b>	<b>32,749</b>	<b>14,714</b>	<b>30,352</b>	<b>42,863</b>	<b>12,028</b>	<b>42,181</b>	<b>32,608</b>	<b>0</b>	<b>0</b>	<b>0</b>	<b>0</b>	<b>0</b>	<b>35,915</b>	<b>35,418</b>	<b>47,846</b>	<b>22,583</b>	<b>31,318</b>	<b>59,199</b>	<b>27,859</b>	<b>34,806</b>	
Taxes other than income taxes, - Ad Valorem - Accrual 4081-30101	268,326	268,326	268,326	268,326	268,326	267,342	267,342	0	0	0	0	0	271,668	271,668	271,668	271,668	271,668	271,668	271,668	271,668	
<b>Ad Valorem</b>	<b>268,326</b>	<b>268,326</b>	<b>268,326</b>	<b>268,326</b>	<b>268,326</b>	<b>267,342</b>	<b>267,342</b>	<b>0</b>	<b>0</b>	<b>0</b>	<b>0</b>	<b>0</b>	<b>271,668</b>	<b>271,668</b>	<b>271,668</b>	<b>271,668</b>	<b>271,668</b>	<b>271,668</b>	<b>271,668</b>	<b>271,668</b>	
Taxes other than income taxes, - City Franchise 4081-30107	0	0	9,652	0	0	19,905	0	0	0	0	0	0	0	0	0	0	0	0	0	0	
<b>Franchise Taxes</b>	<b>0</b>	<b>0</b>	<b>9,652</b>	<b>0</b>	<b>0</b>	<b>19,905</b>	<b>0</b>	<b>0</b>	<b>0</b>	<b>0</b>	<b>0</b>	<b>0</b>	<b>0</b>	<b>0</b>	<b>0</b>	<b>0</b>	<b>0</b>	<b>0</b>	<b>0</b>	<b>0</b>	
Taxes other than income taxes, - Taxes Property And Other 4081-30102	122	0	452	0	0	460	0	0	0	0	0	0	0	0	0	0	0	0	0	0	
Taxes other than income taxes, - Public Serv Comm Assessment 4081-30112	21,875	21,875	21,875	21,875	21,875	21,875	21,875	0	0	0	0	0	19,069	19,069	19,069	19,069	19,069	19,069	16,992	16,992	
Taxes other than income taxes, - Billing for CSC Depr & Taxes Other 4081-41129	10,891	10,304	10,479	16,976	21,689	14,223	12,589	0	0	0	0	0	0	0	0	0	0	0	0	0	
Taxes other than income taxes, - Billing for SS Depr & Taxes Other 4081-41130	13,587	12,253	12,842	25,565	26,729	16,435	14,041	0	0	0	0	0	0	0	0	0	0	0	0	0	
Taxes other than income taxes, - Taxes Other Than Inc Tax 4081-09345	13,876	2,398	9,347	13,308	6,023	10,383	9,110	0	0	0	0	0	0	0	0	0	0	0	0	0	
<b>Others</b>	<b>60,482</b>	<b>46,831</b>	<b>54,994</b>	<b>77,844</b>	<b>76,317</b>	<b>63,386</b>	<b>57,616</b>	<b>0</b>	<b>0</b>	<b>0</b>	<b>0</b>	<b>0</b>	<b>48,090</b>	<b>49,090</b>	<b>102,040</b>	<b>49,090</b>	<b>49,090</b>	<b>47,013</b>	<b>47,013</b>	<b>47,013</b>	
<b>Total Taxes - Other Than Income Taxes</b>	<b>361,527</b>	<b>329,871</b>	<b>383,325</b>	<b>389,033</b>	<b>358,671</b>	<b>352,814</b>	<b>357,565</b>	<b>0</b>	<b>0</b>	<b>0</b>	<b>0</b>	<b>0</b>	<b>356,673</b>	<b>356,176</b>	<b>421,554</b>	<b>343,441</b>	<b>352,076</b>	<b>377,880</b>	<b>346,540</b>	<b>353,487</b>	

Brentwood Division - 091DIV

	Fiscal 2012	Fiscal 2012	Fiscal 2013	Fiscal 2013	Fiscal 2013	Fiscal 2013	Fiscal 2013	Fiscal 2013	Fiscal 2013	Fiscal 2013	Fiscal 2013	Fiscal 2013	Fiscal 2013	Budget 2013	Budget 2013	Budget 2013	Budget 2013	Budget 2013	Budget 2013	Budget 2013	Budget 2013
	August	September	October	November	December	January	February	March	April	May	June	July	February	March	April	May	June	July	August	September	
Taxes other than income taxes, - Fica Load 4081-01210	10,609	7,697	9,986	20,798	6,228	9,936	10,725	0	0	0	0	0	0	0	0	0	0	0	0	0	0
Taxes other than income taxes, - Futa Load 4081-01211	10,735	-10,222	4	11	2	748	414	0	0	0	0	0	0	0	0	0	0	0	0	0	0
Taxes other than income taxes, - Suta Load Accrual 4081-01215	1	0	1	0	-3	568	-144	0	0	0	0	0	0	0	0	0	0	0	0	0	0
Taxes other than income taxes, - Fica Load Accrual 4081-01213	2,778	-1,458	2,642	-3,024	-1,598	2,603	355	0	0	0	0	0	0	0	0	0	0	0	0	0	0
Taxes other than income taxes, - Futa Load Accrual 4081-01214	1	0	0	-1	-1	338	-150	0	0	0	0	0	0	0	0	0	0	0	0	0	0
Taxes other than income taxes, - Suta Load 4081-01212	8	8	8	35	9	1,269	948	0	0	0	0	0	0	0	0	0	0	0	0	0	0
Taxes other than income taxes, - Payroll Tax Projects 4081-01256	0	0	295	4,976	601	12	264	0	0	0	0	0	0	0	0	0	0	0	0	0	0
Payroll Taxes	24,134	-3,973	12,937	22,795	5,236	15,472	12,412	0	0	0	0	0	0	0	0	0	0	0	0	0	0
Taxes other than income taxes, - Ad Valorem - Accrual 4081-30101	10,000	10,000	10,000	10,000	10,000	10,000	10,000	0	0	0	0	0	0	0	0	0	0	0	0	0	0
Ad Valorem	10,000	10,000	10,000	10,000	10,000	10,000	10,000	0	0	0	0	0	0	0	0	0	0	0	0	0	0
Taxes other than income taxes, - Occupational Licenses 4081-30103	0	0	0	0	50	100	0	0	0	0	0	0	0	0	0	0	0	0	0	0	0
Taxes other than income taxes, - Billing for Taxes Other and Depr 4081-41124	40,579	36,327	35,301	70,602	79,970	45,176	38,596	0	0	0	0	0	0	0	0	0	0	0	0	0	0
Taxes other than income taxes, - Billing for CSC Depr & Taxes Other 4081-41121	0	0	0	0	0	0	0	0	0	0	0	0	0	0	0	0	0	0	0	0	0
Taxes other than income taxes, - Billing for SS Depr & Taxes Other 4081-41130	-40,579	-36,327	-35,301	-70,602	-79,970	-45,176	-38,596	0	0	0	0	0	0	0	0	0	0	0	0	0	0
Taxes other than income taxes, - Taxes Other Than Inc Tax 4081-09345	-34,134	-6,027	-22,937	-32,795	-15,288	-25,572	-22,412	0	0	0	0	0	0	0	0	0	0	0	0	0	0
Others	-34,134	-6,027	-22,937	-32,795	-15,288	-25,572	-22,412	0	0	0	0	0	0	0	0	0	0	0	0	0	0
<b>Total Taxes - Other Than Income Taxes</b>	<b>0</b>	<b>0</b>	<b>0</b>	<b>0</b>	<b>0</b>	<b>0</b>	<b>0</b>	<b>0</b>	<b>0</b>	<b>0</b>	<b>0</b>	<b>0</b>	<b>0</b>	<b>0</b>	<b>0</b>	<b>0</b>	<b>0</b>	<b>0</b>	<b>0</b>	<b>0</b>	<b>0</b>

Dallas Atmos Rate Division - 002DIV

	Fiscal 2012 August	Fiscal 2012 September	Fiscal 2012 October	Fiscal 2012 November	Fiscal 2012 December	Fiscal 2013 January	Fiscal 2013 February	Fiscal 2013 March	Fiscal 2013 April	Fiscal 2013 May	Fiscal 2013 June	Fiscal 2013 July	Budget 2013 February	Budget 2013 March	Budget 2013 April	Budget 2013 May	Budget 2013 June	Budget 2013 July	Budget 2013 August	Budget 2013 September
Taxes other than income taxes, - Fica Load 4081-01210	183,217	181,534	168,376	411,809	433,420	221,844	210,709	0	0	0	0	0	0	0	0	0	0	0	0	0
Taxes other than income taxes, - Futa Load 4081-01211	265	159	78	141	182	15,135	6,350	0	0	0	0	0	0	0	0	0	0	0	0	0
Taxes other than income taxes, - Suta Load Accrual 4081-01215	95	-173	-25	-143	64	16,447	-7,709	0	0	0	0	0	0	0	0	0	0	0	0	0
Taxes other than income taxes, - Fica Load Accrual 4081-01213	25,784	-841	18,677	-40,809	61,391	-30,196	-5,041	0	0	0	0	0	0	0	0	0	0	0	0	0
Taxes other than income taxes, - Futa Load Accrual 4081-01214	35	-48	-34	-27	31	6,756	-3,642	0	0	0	0	0	0	0	0	0	0	0	0	0
Taxes other than income taxes, - Suta Load 4081-01212	721	484	334	444	458	36,855	19,734	0	0	0	0	0	0	0	0	0	0	0	0	0
Taxes other than income taxes, - Other Benefits Load Projects 4081-01290	-1,859	5,675	0	0	0	0	0	0	0	0	0	0	0	0	0	0	0	0	0	0
Taxes other than income taxes, - Payroll Tax Projects 4081-01256	0	0	2,071	3,329	2,548	2,426	2,194	0	0	0	0	0	0	0	0	0	0	0	0	0
<b>Payroll Taxes</b>	<b>208,259</b>	<b>186,855</b>	<b>189,476</b>	<b>374,743</b>	<b>458,095</b>	<b>269,267</b>	<b>222,325</b>	<b>0</b>	<b>0</b>	<b>0</b>	<b>0</b>	<b>0</b>	<b>0</b>	<b>0</b>	<b>0</b>	<b>0</b>	<b>0</b>	<b>0</b>	<b>0</b>	<b>0</b>
Taxes other than income taxes, - Ad Valorem - Accrual 4081-30101	60,000	60,000	60,000	60,000	60,000	50,000	50,000	0	0	0	0	0	0	0	0	0	0	0	0	0
<b>Ad Valorem</b>	<b>60,000</b>	<b>60,000</b>	<b>60,000</b>	<b>60,000</b>	<b>60,000</b>	<b>50,000</b>	<b>50,000</b>	<b>0</b>	<b>0</b>	<b>0</b>	<b>0</b>	<b>0</b>	<b>0</b>	<b>0</b>	<b>0</b>	<b>0</b>	<b>0</b>	<b>0</b>	<b>0</b>	<b>0</b>
Taxes other than income taxes, - Taxes Property And Other 4081-30102	0	0	0	64,210	0	0	136	0	0	0	0	0	0	0	0	0	0	0	0	0
Taxes other than income taxes, - Billed to West Tex Div 4081-40001	-21,227	-19,003	-19,833	-39,667	-44,269	-25,382	-21,684	0	0	0	0	0	0	0	0	0	0	0	0	0
Taxes other than income taxes, - Billed to CO/KS Div 4081-40002	-16,727	-15,764	-17,289	-34,577	-38,676	-22,125	-18,902	0	0	0	0	0	0	0	0	0	0	0	0	0
Taxes other than income taxes, - Billed to LA Div 4081-40003	-25,930	-23,212	-24,189	-48,398	-54,135	-30,988	-26,458	0	0	0	0	0	0	0	0	0	0	0	0	0
Taxes other than income taxes, - Billed to Mid St Div 4081-40004	-40,579	-36,327	-35,301	-70,602	-78,970	-45,175	-38,596	0	0	0	0	0	0	0	0	0	0	0	0	0
Taxes other than income taxes, - Billed to Nonutilities 4081-40007	-8,725	-7,810	-7,659	-15,318	-17,134	-9,802	-8,374	0	0	0	0	0	0	0	0	0	0	0	0	0
Taxes other than income taxes, - Billed to Mid-Tex Div 4081-40008	-105,295	-94,260	-97,121	-194,242	-217,266	-124,291	-106,186	0	0	0	0	0	0	0	0	0	0	0	0	0
Taxes other than income taxes, - Billed to MS Div 4081-40009	-20,249	-18,127	-18,835	-37,671	-42,138	-24,105	-20,593	0	0	0	0	0	0	0	0	0	0	0	0	0
Taxes other than income taxes, - Billed to Atmos Pipeline Div 4081-40010	-31,067	-27,611	-29,239	-58,477	-65,409	-37,418	-31,968	0	0	0	0	0	0	0	0	0	0	0	0	0
<b>Others</b>	<b>-271,795</b>	<b>-243,316</b>	<b>-249,476</b>	<b>-434,743</b>	<b>-558,095</b>	<b>-319,267</b>	<b>-272,625</b>	<b>0</b>	<b>0</b>	<b>0</b>	<b>0</b>	<b>0</b>	<b>0</b>	<b>0</b>	<b>0</b>	<b>0</b>	<b>0</b>	<b>0</b>	<b>0</b>	<b>0</b>
<b>Total Taxes - Other Than Income Taxes</b>	<b>-3,540</b>	<b>3,540</b>	<b>0</b>	<b>0</b>	<b>0</b>	<b>0</b>	<b>536</b>	<b>0</b>	<b>0</b>	<b>0</b>	<b>0</b>	<b>0</b>	<b>0</b>	<b>0</b>	<b>0</b>	<b>0</b>	<b>0</b>	<b>0</b>	<b>0</b>	<b>0</b>

Call Center Division - 012DIV

	Fiscal 2012 August	Fiscal 2012 September	Fiscal 2013 October	Fiscal 2013 November	Fiscal 2013 December	Fiscal 2013 January	Fiscal 2013 February	Fiscal 2013 March	Fiscal 2013 April	Fiscal 2013 May	Fiscal 2013 June	Fiscal 2013 July	Budget 2013 February	Budget 2013 March	Budget 2013 April	Budget 2013 May	Budget 2013 June	Budget 2013 July	Budget 2013 August	Budget 2013 September
Taxes other than income taxes, - Fica Load 4081-01210	111,936	114,523	107,108	263,942	283,312	152,713	149,355	0	0	0	0	0	0	0	0	0	0	0	0	0
Taxes other than income taxes, - Futa Load 4081-01211	162	107	50	90	119	10,418	4,522	0	0	0	0	0	0	0	0	0	0	0	0	0
Taxes other than income taxes, - Suta Load Accrual 4081-01215	52	-67	-15	-91	42	11,327	-5,117	0	0	0	0	0	0	0	0	0	0	0	0	0
Taxes other than income taxes, - Fica Load Accrual 4081-01213	14,246	1,296	12,356	-25,630	41,003	-16,273	-1,481	0	0	0	0	0	0	0	0	0	0	0	0	0
Taxes other than income taxes, - Futa Load Accrual 4081-01214	19	-28	-21	-17	21	4,653	-2,651	0	0	0	0	0	0	0	0	0	0	0	0	0
Taxes other than income taxes, - Suta Load 4081-01212	440	306	213	284	300	25,370	13,988	0	0	0	0	0	0	0	0	0	0	0	0	0
<b>Payroll Taxes</b>	<b>126,856</b>	<b>116,141</b>	<b>119,690</b>	<b>236,579</b>	<b>324,797</b>	<b>188,208</b>	<b>158,616</b>	<b>0</b>	<b>0</b>	<b>0</b>	<b>0</b>	<b>0</b>	<b>0</b>	<b>0</b>	<b>0</b>	<b>0</b>	<b>0</b>	<b>0</b>	<b>0</b>	<b>0</b>
Taxes other than income taxes, - Ad Valorem - Accrual 4081-30101	72,000	72,000	72,000	72,000	72,000	72,000	72,000	0	0	0	0	0	0	0	0	0	0	0	0	0
<b>Ad Valorem</b>	<b>72,000</b>	<b>72,000</b>	<b>72,000</b>	<b>72,000</b>	<b>72,000</b>	<b>72,000</b>	<b>72,000</b>	<b>0</b>	<b>0</b>	<b>0</b>	<b>0</b>	<b>0</b>	<b>0</b>	<b>0</b>	<b>0</b>	<b>0</b>	<b>0</b>	<b>0</b>	<b>0</b>	<b>0</b>
Taxes other than income taxes, - Billed to West Tex Div 4081-40001	-18,653	-17,648	-18,000	-29,163	-37,259	-24,434	-21,627	0	0	0	0	0	0	0	0	0	0	0	0	0
Taxes other than income taxes, - Billed to CO/KS Div 4081-40002	-15,332	-14,506	-14,779	-23,946	-30,593	-20,052	-17,757	0	0	0	0	0	0	0	0	0	0	0	0	0
Taxes other than income taxes, - Billed to LA Div 4081-40003	-21,536	-20,376	-20,779	-33,667	-43,013	-28,207	-24,986	0	0	0	0	0	0	0	0	0	0	0	0	0
Taxes other than income taxes, - Billed to Mid St Div 4081-40004	-29,291	-27,713	-28,093	-46,500	-58,131	-36,120	-33,741	0	0	0	0	0	0	0	0	0	0	0	0	0
Taxes other than income taxes, - Billed to Mid-Tex Div 4081-40008	-98,354	-93,054	-95,002	-153,923	-196,653	-128,959	-114,145	0	0	0	0	0	0	0	0	0	0	0	0	0
Taxes other than income taxes, - Billed to MS Div 4081-40009	-15,690	-14,844	-15,046	-24,360	-31,149	-20,426	-18,080	0	0	0	0	0	0	0	0	0	0	0	0	0
<b>Others</b>	<b>-196,856</b>	<b>-188,141</b>	<b>-191,690</b>	<b>-310,579</b>	<b>-386,797</b>	<b>-260,208</b>	<b>-230,316</b>	<b>0</b>	<b>0</b>	<b>0</b>	<b>0</b>	<b>0</b>	<b>0</b>	<b>0</b>	<b>0</b>	<b>0</b>	<b>0</b>	<b>0</b>	<b>0</b>	<b>0</b>
<b>Total Taxes - Other Than Income Taxes</b>	<b>0</b>	<b>0</b>	<b>0</b>	<b>0</b>	<b>0</b>	<b>0</b>	<b>300</b>	<b>0</b>	<b>0</b>	<b>0</b>	<b>0</b>	<b>0</b>	<b>0</b>	<b>0</b>	<b>0</b>	<b>0</b>	<b>0</b>	<b>0</b>	<b>0</b>	<b>0</b>

		Forecasted	Forecasted	Forecasted	Forecasted	Forecasted	Forecasted	Forecasted	Forecasted	Forecasted	Forecasted	Forecasted	Forecasted	Forecasted
		DEC - 13	JAN - 14	FEB - 14	MAR - 14	APR - 14	MAY - 15	JUN - 14	JUL - 14	AUG - 14	SEP - 14	OCT - 14	NOV - 14	
Div 2	FICA	509,656	197,398	211,638	260,342	280,342	280,342	280,342	280,342	221,729	191,697	198,445	393,694	3,326,069
	FUTA	220	22,647	2,511	2,531	2,531	2,531	2,531	2,531	319	128	47	120	38,545
	SUTA	537	54,901	12,366	7,136	7,136	7,136	7,136	7,136	866	388	328	318	105,406
	Ad Valorem - Accrual	50,000	50,000	50,000	50,000	50,000	50,000	50,000	50,000	50,000	50,000	50,000	50,000	600,000
	Benefit load Projects	0	0	0	530	530	530	530	530	(1,972)	5,021	0	0	6,701
	Taxes Property and Other													64,210
	Payroll Tax Projects	2,625	2,499	2,260	1,189	1,189	1,189	1,189	1,189	0	0	2,197	3,532	19,058
	Total	583,038	327,345	278,995	341,729	341,729	341,729	341,729	341,729	270,942	248,234	251,017	511,774	4,159,990
	checksum													
	diff	0	0	0	0	0	0	0	0					
Div 12	FICA	334,046	140,534	152,310	177,704	177,704	177,704	177,704	177,704	133,866	122,878	126,739	252,826	2,151,716
	FUTA	144	15,523	1,927	1,695	1,695	1,695	1,695	1,695	192	84	30	77	26,453
	SUTA	352	37,798	9,137	4,777	4,777	4,777	4,777	4,777	522	252	210	206	72,360
	Ad Valorem - Accrual	72,000	72,000	72,000	72,000	72,000	72,000	72,000	72,000	72,000	72,000	72,000	72,000	864,000
	Total	406,541	265,854	235,374	256,175	256,175	256,175	256,175	256,175	206,580	195,214	198,979	325,109	3,114,529
	checksum													
	diff	0	0	0	0	0	0	0	0					
Div 91	FICA	4,637	15,482	12,089	9,511	12,848	6,091	8,410	15,897	15,733	2,971	11,973	18,150	133,802
	FUTA	64	261	220	173	233	111	153	289	285	54	217	330	2,430
	SUTA	96	321	250	197	286	128	174	329	326	62	248	376	2,770
	Payroll Tax Projects	215	717	560	440	595	282	389	736	728	137	554	841	6,193
	Ad Valorem - Accrual	10,000	10,000	10,000	10,000	10,000	10,000	10,000	10,000	10,000	10,000	10,000	10,000	120,000
	Benefit load Projects	55	184	143	113	152	72	100	188	187	35	142	215	1,585
	Occupational Licenses													0
	Total	15,086	26,984	23,262	20,433	24,094	16,682	19,226	27,439	27,259	13,259	23,135	29,922	266,781
	checksum													
	diff													
Div 9	FICA	12,180	40,671	31,759	24,985	33,752	16,001	22,093	41,761	41,331	7,804	31,454	47,707	351,499
	FUTA	186	620	484	381	514	244	337	636	630	119	479	727	5,355
	SUTA	276	920	718	565	763	362	500	945	935	177	711	1,079	7,950
	Payroll Tax Projects	57	199	148	116	157	74	103	194	192	35	145	222	1,634
	Ad Valorem - Accrual	272,000	284,667	284,667	284,667	284,667	284,667	284,667	284,667	284,667	284,667	284,667	284,667	3,403,337
	Taxes Property and Other													0
	Public Service Commission Assessment	17,982	17,982	17,982	17,982	17,982	17,982	17,982	18,664	18,664	18,664	18,664	18,664	219,194
	Franchise tax 4081-30107	20,065	20,065			36,100			12,400			9,800		78,385
	Billing for CSC Depr & Taxes Other 4081-41129	22,339	14,649	12,967	13,729	13,729	13,729	13,729	13,729	11,554	10,932	11,116	18,010	170,212
	Billing for SS Depr & Taxes Other 4081-41130	29,591	16,928	14,462	17,193	17,193	17,193	17,193	17,193	14,521	12,999	13,624	27,249	215,339
	Taxes other than income taxes, - Dot Transmission User Tax 4081-30108				52,950									52,950
	Taxes Other Than Inc Tax 4081-09345													0
	Total	354,611	396,711	363,187	412,568	404,658	350,252	356,603	390,189	372,494	335,398	370,661	398,324	4,505,555
	checksum													
	diff													

\$  
Company  
Cost Center  
Ending Bal  
Kentucky Division - 099DIV

		October	November	December	January	February	March	April	May	June	July	August	September
Fiscal 2008	Gas stored underground-Current - P/L Stored Gas 1641-15901	7,834,545	8,136,979	6,905,708	5,988,079	4,211,127	1,778,361	(26,252)	1,371,322	3,612,431	6,414,707	9,146,116	11,153,815
	Gas stored underground-Current - East Diamond Storage Facility 1641-16005	10,184,030	11,823,902	9,489,793	7,078,719	4,651,681	2,381,222	(28,852)	2,377,321	5,220,607	8,206,065	11,211,540	13,522,585
	Gas stored underground-Current - Bon Harbor Storage 1641-16013	5,641,371	5,859,625	5,859,625	5,003,986	3,906,429	1,627,671	1,593,010	3,438,833	6,250,489	6,568,457	7,598,441	
	Gas stored underground-Current - Grandview Storage 1641-16014	2,198,302	2,197,066	2,191,677	1,763,071	1,420,418	1,104,951	1,107,207	1,643,701	2,055,293	2,403,158	2,620,015	2,681,733
	Gas stored underground-Current - Hickory Storage 1641-16015	3,152,928	3,222,636	3,270,624	3,268,903	2,384,072	1,357,973	1,287,741	1,755,491	2,050,236	2,049,682	3,091,671	4,067,839
	Gas stored underground-Current - Kirkwood Storage 1641-16016	2,130,238	2,130,238	2,130,238	1,797,546	1,517,350	1,076,803	900,258	899,540	1,462,561	2,219,446	2,219,446	2,378,900
	Gas stored underground-Current - St. Charles Storage 1641-16017	19,430,561	19,430,561	18,843,679	16,673,549	13,644,958	9,849,934	3,511,648	6,150,189	12,043,842	21,958,099	23,309,113	24,646,625
	Gas Stored Underground	50,381,996	52,802,218	48,691,544	41,763,663	31,746,035	19,801,065	8,378,421	15,790,674	29,873,803	49,590,646	58,356,659	66,049,939
	Miscellaneous current and accr - Texas Gas Imbalance 2420-27384	5,759,521	(904,559)	5,328,671	13,518,593	26,201,354	35,381,002	46,547,626	37,302,567	40,636,406	32,028,005	22,973,161	15,291,388
	Miscellaneous current and accr - Storage Imbalance 1740-27387	(488,565)	(643,862)	(780,810)	(736,664)	(607,354)	(951,244)	(788,749)	(685,245)	(521,041)	(699,383)	(737,448)	(408,441)
	residual	44,133,910	53,062,915	42,582,062	27,507,606	4,937,327	(16,531,181)	(39,056,955)	(22,197,128)	(11,383,643)	16,775,258	34,646,049	50,350,110
Fiscal 2009	Gas stored underground-Current - P/L Stored Gas 1641-15901	12,012,907	12,341,133	10,240,188	8,062,631	5,304,173	3,589,947	1,903,634	2,163,679	2,663,559	3,424,437	3,879,958	4,342,268
	Gas stored underground-Current - East Diamond Storage Facility 1641-16006	15,463,220	17,245,512	13,810,579	10,261,142	6,711,705	3,505,769	(43,687)	825,014	1,711,243	2,602,074	3,524,148	4,329,631
	Gas stored underground-Current - Bon Harbor Storage 1641-16013	7,693,216	7,693,216	6,181,265	3,810,388	2,622,635	2,304,099	2,002,460	2,002,450	2,170,253	2,558,628	2,907,132	3,236,809
	Gas stored underground-Current - Grandview Storage 1641-16014	2,689,558	2,888,075	2,432,573	1,437,126	1,236,268	1,501,861	180,908	247,013	400,224	538,225	686,566	
	Gas stored underground-Current - Hickory Storage 1641-16015	4,258,274	4,257,665	4,253,423	3,501,909	2,633,031	1,950,666	1,870,576	976,812	1,074,571	1,305,484	1,507,199	1,804,009
	Gas stored underground-Current - Kirkwood Storage 1641-16016	2,960,736	2,560,536	2,483,286	2,403,581	1,630,756	1,020,250	841,249	859,026	711,464	841,316	952,832	1,058,620
	Gas stored underground-Current - St. Charles Storage 1641-16017	24,940,742	24,940,742	23,388,556	19,861,011	16,202,474	5,189,358	(2,039,801)	84,739	661,563	3,563,562	4,769,822	6,238,940
	Gas Stored Underground	69,618,652	71,727,080	62,789,672	48,787,476	36,941,901	18,796,359	6,036,291	6,892,626	9,239,666	14,695,916	19,079,316	21,757,165
	Miscellaneous current and accr - Texas Gas Imbalance 2420-27384	8,194,558	3,724,471	7,712,167	11,161,105	15,494,152	9,579,575	9,030,599	11,558,292	8,229,792	4,893,015	4,467,894	3,938,869
	Miscellaneous current and accr - Storage Imbalance 1740-27387	(342,812)	(342,812)	(319,757)	(263,539)	(297,075)	(136,046)	(178,067)	(123,203)	(231,230)	(262,903)	(275,877)	(266,810)
	residual	81,081,182	67,856,697	54,757,942	38,382,833	21,150,674	9,081,732	(3,172,376)	(4,768,869)	778,644	9,538,999	13,336,035	17,551,685
Fiscal 2010	Gas stored underground-Current - P/L Stored Gas 1641-15901	4,908,920	5,536,418	5,084,131	3,942,307	2,886,053	847,589	501,628	1,234,026	1,817,546	2,592,373	3,406,106	4,184,336
	Gas stored underground-Current - East Diamond Storage Facility 1641-16006	5,022,877	5,662,008	4,790,522	3,559,320	2,328,115	1,216,061	307,431	1,248,877	2,265,408	3,335,393	4,456,126	5,554,204
	Gas stored underground-Current - Bon Harbor Storage 1641-16013	3,529,999	3,892,265	3,434,060	2,546,466	1,584,887	786,619	213,511	213,511	736,041	1,296,638	1,877,936	2,574,999
	Gas stored underground-Current - Grandview Storage 1641-16014	781,153	921,982	810,276	587,265	371,721	181,170	48,024	207,542	382,535	570,334	764,785	944,306
	Gas stored underground-Current - Hickory Storage 1641-16015	2,054,064	2,264,201	1,995,451	1,477,717	916,767	454,549	121,262	363,494	629,084	901,266	1,190,126	1,456,926
	Gas stored underground-Current - Kirkwood Storage 1641-16016	1,152,817	1,165,600	1,028,368	762,479	474,516	235,416	63,842	183,214	310,786	447,762	589,711	721,341
	Gas stored underground-Current - St. Charles Storage 1641-16017	7,250,163	8,499,642	7,498,981	5,560,641	3,460,864	1,717,842	466,360	1,910,889	3,455,415	5,112,454	6,830,686	8,424,701
	Gas Stored Underground	24,700,133	28,262,117	24,641,786	18,446,225	12,026,903	5,439,246	1,719,056	5,361,553	9,580,816	14,256,952	19,214,477	23,860,813
	Miscellaneous current and accr - Texas Gas Imbalance 2420-27384	2,483,323	1,757,378	1,894,647	5,781,577	10,303,366	13,456,264	15,886,621	11,342,994	12,197,963	8,447,135	4,025,746	1,095,268
	Miscellaneous current and accr - Storage Imbalance 1740-27387	(208,617)	(314,597)	(292,619)	(491,705)	(782,636)	(608,538)	(497,466)	(236,929)	(282,079)	(320,759)	(252,497)	(407,324)
	residual	22,010,393	26,190,142	22,264,226	12,172,943	942,900	(6,626,557)	(14,667,019)	(6,218,371)	(2,899,226)	5,488,055	14,826,235	22,328,221
Fiscal 2011	Gas stored underground-Current - P/L Stored Gas 1641-15901	5,094,130	5,376,694	4,749,745	3,180,779	2,169,462	1,406,349	387,619	1,242,042	1,936,276	2,708,423	3,211,904	3,918,588
	Gas stored underground-Current - East Diamond Storage Facility 1641-16006	6,459,238	7,042,963	6,042,007	4,507,302	2,838,451	1,424,270	370,656	1,269,282	2,603,813	3,553,518	4,486,024	5,387,900
	Gas stored underground-Current - Bon Harbor Storage 1641-16013	3,044,771	3,256,155	2,793,935	2,083,042	1,312,741	658,460	171,343	571,155	1,165,098	1,887,636	2,702,522	2,403,780
	Gas stored underground-Current - Grandview Storage 1641-16014	1,100,094	1,207,512	1,031,874	786,992	483,137	239,260	81,116	217,277	448,966	614,340	776,355	932,261
	Gas stored underground-Current - Hickory Storage 1641-16015	1,690,286	1,850,148	1,584,751	1,180,196	743,488	370,966	96,081	327,651	671,673	916,672	1,157,004	1,369,448
	Gas stored underground-Current - Kirkwood Storage 1641-16016	836,098	914,890	784,872	585,524	368,081	165,059	48,203	162,150	331,374	451,798	570,041	684,400
	Gas stored underground-Current - St. Charles Storage 1641-16017	9,813,385	10,766,405	9,236,281	6,890,210	4,340,596	2,177,234	866,582	1,945,441	3,893,636	5,450,860	6,881,685	8,265,532
	Gas Stored Underground	27,948,001	30,414,758	26,222,916	19,194,756	12,267,756	6,481,598	1,701,580	5,734,997	11,150,836	15,281,249	19,085,545	22,881,629
	Miscellaneous current and accr - Texas Gas Imbalance 2420-27384	523,383	325,110	1,375,632	7,602,211	11,177,803	12,045,987	14,659,494	11,263,060	11,060,697	8,357,044	6,237,488	3,985,157
	Miscellaneous current and accr - Storage Imbalance 1740-27387	(326,987)	(287,923)	(245,867)	(647,232)	(538,748)	(448,474)	(317,065)	(458,310)	(570,631)	(410,763)	(249,414)	(265,671)
	residual	27,098,631	29,901,724	24,601,617	10,945,312	541,206	(6,032,852)	(13,274,969)	(5,976,373)	(470,492)	6,515,441	12,596,656	18,733,101
Fiscal 2012	Gas stored underground-Current - P/L Stored Gas 1641-15901	4,558,208	5,113,507	4,737,935	4,036,403	2,480,048	1,370,891	717,751	808,602	1,193,007	1,584,160	1,996,705	2,556,557
	Gas stored underground-Current - East Diamond Storage Facility 1641-16006	6,216,569	7,036,474	6,524,476	5,318,706	3,811,518	2,362,170	1,880,097	1,880,097	2,283,981	2,768,323	3,321,335	3,933,249
	Gas stored underground-Current - Bon Harbor Storage 1641-16013	2,772,468	3,137,217	3,137,217	3,137,217	3,137,217	3,137,217	3,137,217	3,137,217	3,137,217	3,137,217	3,137,217	3,137,217
	Gas stored underground-Current - Grandview Storage 1641-16014	1,071,265	1,213,103	1,027,579	694,550	561,868	306,901	269,570	269,970	344,310	493,714	535,570	648,202
	Gas stored underground-Current - Hickory Storage 1641-16015	1,603,213	1,814,677	1,538,364	892,004	484,364	451,888	406,649	406,649	516,746	648,824	799,693	966,533
	Gas stored underground-Current - Kirkwood Storage 1641-16016	785,477	893,468	826,859	659,688	473,326	284,596	238,933	238,933	290,125	351,488	421,583	499,143
	Gas stored underground-Current - St. Charles Storage 1641-16017	9,537,040	10,796,096	9,990,494	8,091,413	5,719,465	3,439,006	2,887,361	3,506,642	4,249,690	5,097,906	6,036,496	
	Gas Stored Underground	26,548,281	30,003,512	27,782,824	22,739,982	17,027,806	11,362,668	9,537,976	9,628,629	11,272,228	13,173,476	15,210,037	17,777,456
	Miscellaneous current and accr - Texas Gas Imbalance 2420-27384	1,503,388	1,295,550	1,669,569	2,802,239	4,086,170	5,058,955	5,924,803	6,155,391	6,522,604	5,111,589	3,414,861	3,102,012
	Miscellaneous current and accr - Storage Imbalance 1740-27387	(260,829)	(233,028)	(346,621)	(346,621)	(330,314)	(399,452)	(245,096)	(197,282)	(149,260)	(272,473)	(251,486)	(197,933)
	residual	24,784,043	28,474,934	25,785,600	19,590,922	12,511,322	5,904,261	3,368,080	3,276,175	4,600,364	7,789,414	11,643,861	14,477,521
Fiscal 2013	Gas stored underground-Current - P/L Stored Gas 1641-15901	3,032,291	3,311,942	2,813,608	2,425,007	1,384,484	1,384,484	0	0	0	0	0	0
	Gas stored underground-Current - East Diamond Storage Facility 1641-16006	4,457,658	5,063,657	4,695,214	3,827,593	2,743,044	2,743,044	0	0	0	0	0	0
	Gas stored underground-Current - Bon Harbor Storage 1641-16013	3,137,217	3,137,217	2,902,226	2,352,570	1,662,325	648,891						



Customer (All)

RT Code	Data											
	Sum of January BC	Sum of February BC	Sum of March BC	Sum of April BC	Sum of May BC	Sum of June BC	Sum of July BC	Sum of August BC	Sum of September BC	Sum of October BC	Sum of November BC	Sum of December BC
42PR	1,351	1,342	1,345	1,344	1,434	1,326	1,325	1,325	1,327	1,329	1,055	1,323
42WR	155,118	155,302	155,316	153,779	153,651	151,526	150,655	150,188	149,497	150,322	150,837	154,830
52WC	17,761	17,749	17,816	17,427	17,426	17,100	16,908	16,837	16,789	17,007	17,258	17,712
11WC	2	2	3	3	4	3	4	3	4	5	4	4
52WP	1,580	1,581	1,578	1,571	1,582	1,575	1,585	1,575	1,565	1,571	1,546	1,596
11WD	9	9	8	9	9	8	6	10	7	9	8	9
22WD	208	204	205	197	202	201	156	232	179	211	196	192
<b>Grand Total</b>	<b>176,029</b>	<b>176,190</b>	<b>176,271</b>	<b>174,330</b>	<b>174,308</b>	<b>171,739</b>	<b>170,639</b>	<b>170,170</b>	<b>169,348</b>	<b>170,454</b>	<b>170,905</b>	<b>175,665</b>

Customer	Detail Class	Tier	Data											
			Sum of January BV	Sum of February BV	Sum of March BV	Sum of April BV	Sum of May BV	Sum of June BV	Sum of July BV	Sum of August BV	Sum of September BV	Sum of October BV	Sum of November BV	Sum of December BV
RESIDENTIAL GAS CUSTOMER	Residential	1	1,763,545	1,590,932	1,784,804	390,009	317,832	189,863	137,399	174,035	117,863	307,124	856,185	1,213,493
		2	6,882	6,289	3,320	1,055	149	768	18,146	(96)	28,545	136	2,539	4,091
<b>RESIDENTIAL GAS CUSTOMERS Total</b>			<b>1,770,427</b>	<b>1,607,121</b>	<b>1,788,123</b>	<b>391,063</b>	<b>317,783</b>	<b>187,831</b>	<b>155,539</b>	<b>173,939</b>	<b>146,426</b>	<b>307,260</b>	<b>858,824</b>	<b>1,217,585</b>
COMMERCIAL GAS CUSTOMER	Commercial	1	647,310	615,387	451,310	169,802	161,273	137,663	109,614	123,067	64,762	174,933	320,125	452,595
		2	70,356	65,966	39,582	12,592	9,855	12,963	22,330	41,684	39,657	27,984	39,226	39,226
<b>COMMERCIAL GAS CUSTOMERS Total</b>			<b>717,666</b>	<b>681,353</b>	<b>490,892</b>	<b>182,394</b>	<b>171,428</b>	<b>150,626</b>	<b>132,194</b>	<b>164,721</b>	<b>104,524</b>	<b>202,917</b>	<b>359,351</b>	<b>491,821</b>
PUBLIC AUTHORITY GAS CUS	Public Authority	1	132,729	129,140	98,951	47,244	38,138	25,129	8,742	24,740	12,618	41,133	77,691	194,054
<b>PUBLIC AUTHORITY GAS CUSTOMERS Total</b>			<b>132,729</b>	<b>129,140</b>	<b>98,951</b>	<b>47,244</b>	<b>38,138</b>	<b>25,129</b>	<b>8,742</b>	<b>24,740</b>	<b>12,618</b>	<b>41,133</b>	<b>77,691</b>	<b>194,054</b>
INDUSTRIAL GAS CUSTOMER	Industrial	1	41,246	32,984	31,547	16,569	13,095	8,891	6,944	10,451	8,091	11,305	22,470	29,214
		2	74,671	49,940	24,545	8,612	5,137	4,950	3,725	(18,553)	7,958	7,930	19,249	26,812
<b>INDUSTRIAL GAS CUSTOMERS Total</b>			<b>115,917</b>	<b>82,924</b>	<b>56,092</b>	<b>25,181</b>	<b>18,232</b>	<b>13,841</b>	<b>(11,609)</b>	<b>18,402</b>	<b>16,049</b>	<b>19,135</b>	<b>41,719</b>	<b>56,026</b>
<b>Grand Total</b>			<b>2,800,810</b>	<b>2,603,920</b>	<b>1,870,595</b>	<b>587,120</b>	<b>569,519</b>	<b>424,747</b>	<b>398,128</b>	<b>403,484</b>	<b>268,684</b>	<b>549,822</b>	<b>1,334,257</b>	<b>1,934,257</b>

Not Updated

	January	February	March	April	May	June	July	August	September	October	November	December	Total
<b>RESIDENTIAL (Rate G-1)</b>													
FIRM BILLS	156,469	156,644	156,551	155,123	155,065	152,852	151,680	151,513	150,824	151,651	151,893	156,153	1,846,848
Sales: 1-300	1,816,389	1,698,614	1,210,995	388,285	324,172	191,171	170,156	179,172	184,451	320,141	876,547	1,247,939	6,595,039
Sales: 301-15000	72,273	67,938	41,211	13,272	9,814	13,011	22,372	41,214	71,184	41,322	33,716	44,664	471,967
Sales: Over 15000	0	0	0	0	0	0	0	0	0	0	0	0	0
<b>CLASS TOTAL (Mcf/month)</b>	<b>1,888,641</b>	<b>1,764,547</b>	<b>1,252,207</b>	<b>411,557</b>	<b>334,066</b>	<b>204,182</b>	<b>192,527</b>	<b>220,887</b>	<b>235,634</b>	<b>361,462</b>	<b>910,263</b>	<b>1,292,033</b>	<b>9,068,027</b>
<b>FIRM COMMERCIAL (Rate G-1)</b>													
FIRM BILLS	17,761	17,749	17,816	17,427	17,426	17,100	16,908	16,837	16,769	17,007	17,258	17,712	267,770
Sales: 1-300	1,849,086	1,825,754	1,309,947	446,529	382,310	217,301	178,897	203,912	177,066	361,273	954,238	1,352,023	9,337,346
Sales: 301-15000	12,676	11,922	12,035	13,335	16,790	27,230	43,867	-133,452	31,778	34,850	21,784	120,063	120,063
Sales: Over 15000	0	0	0	0	0	0	0	0	0	0	0	0	0
<b>CLASS TOTAL (Mcf/month)</b>	<b>1,951,972</b>	<b>1,837,676</b>	<b>1,321,982</b>	<b>468,864</b>	<b>379,099</b>	<b>241,840</b>	<b>206,127</b>	<b>247,296</b>	<b>43,814</b>	<b>393,051</b>	<b>986,066</b>	<b>1,373,788</b>	<b>9,457,389</b>
<b>FIRM INDUSTRIAL (Rate G-1)</b>													
FIRM BILLS	176,029	176,190	176,271	174,330	174,308	171,739	170,639	170,170	169,348	170,454	170,905	176,666	2,076,649
Sales: 1-300	#REF!	#REF!	#REF!	#REF!	#REF!	#REF!	#REF!	#REF!	#REF!	#REF!	#REF!	#REF!	#REF!
Sales: 301-15000	#REF!	#REF!	#REF!	#REF!	#REF!	#REF!	#REF!	#REF!	#REF!	#REF!	#REF!	#REF!	#REF!
Sales: Over 15000	0	0	0	0	0	0	0	0	0	0	0	0	0
<b>CLASS TOTAL (Mcf/month)</b>	<b>#REF!</b>	<b>#REF!</b>	<b>#REF!</b>	<b>#REF!</b>	<b>#REF!</b>	<b>#REF!</b>	<b>#REF!</b>	<b>#REF!</b>	<b>#REF!</b>	<b>#REF!</b>	<b>#REF!</b>	<b>#REF!</b>	<b>#REF!</b>
<b>FIRM PUBLIC AUTHORITY (Rate G-1)</b>													
FIRM BILLS	1,580	1,581	1,578	1,571	1,582	1,575	1,585	1,575	1,565	1,571	1,546	1,596	18,905
Sales: 1-300	#REF!	#REF!	#REF!	#REF!	#REF!	#REF!	#REF!	#REF!	#REF!	#REF!	#REF!	#REF!	#REF!
Sales: 301-15000	#REF!	#REF!	#REF!	#REF!	#REF!	#REF!	#REF!	#REF!	#REF!	#REF!	#REF!	#REF!	#REF!
Sales: Over 15000	0	0	0	0	0	0	0	0	0	0	0	0	0
<b>CLASS TOTAL (Mcf/month)</b>	<b>#REF!</b>	<b>#REF!</b>	<b>#REF!</b>	<b>#REF!</b>	<b>#REF!</b>	<b>#REF!</b>	<b>#REF!</b>	<b>#REF!</b>	<b>#REF!</b>	<b>#REF!</b>	<b>#REF!</b>	<b>#REF!</b>	<b>#REF!</b>
<b>INTERRUPTIBLE COMMERCIAL (G-2)</b>													
INT BILLS	2	3	3	3	4	3	4	3	4	4	5	4	42
Sales: 1-15000	41,246	32,984	31,547	16,569	13,095	9,891	6,944	10,451	8,091	11,305	22,470	29,214	233,809
Sales: Over 15000	0	0	0	0	0	0	0	0	0	0	0	0	0
<b>CLASS TOTAL (Mcf/month)</b>	<b>41,246</b>	<b>32,984</b>	<b>31,547</b>	<b>16,569</b>	<b>13,095</b>	<b>9,891</b>	<b>6,944</b>	<b>10,451</b>	<b>8,091</b>	<b>11,305</b>	<b>22,470</b>	<b>29,214</b>	<b>233,809</b>

Summary

INTERRUPTIBLE INDUSTRIAL (G-2)

INT BILLS	208	204	206	197	202	201	156	232	179	211	199	192	2,383
Sales: 1-15000	#REF!	#REF!	#REF!	#REF!	#REF!	#REF!	#REF!	#REF!	#REF!	#REF!	#REF!	#REF!	#REF!
Sales: Over 15000	#REF!	#REF!	#REF!	#REF!	#REF!	#REF!	#REF!	#REF!	#REF!	#REF!	#REF!	#REF!	#REF!
CLASS TOTAL (Mcf/month)	#REF!	#REF!	#REF!	#REF!	#REF!	#REF!	#REF!	#REF!	#REF!	#REF!	#REF!	#REF!	#REF!

TRANSPORTATION (T-2)(G-1)

TRANSPORTATION BILLS	3	3	3	3	3	3	3	3	3	3	3	2	35
Trans Admin Fee	\$150	\$150	\$150	\$150	\$150	\$150	\$150	\$150	\$150	\$150	\$150	\$100	\$1,750
EFM Fee	\$0	\$0	\$0	\$0	\$0	\$0	\$0	\$0	\$0	\$0	\$0	\$0	\$0
Parking Fee	\$0	\$0	\$0	\$0	\$0	\$0	\$0	\$0	\$0	\$0	\$0	\$0	\$0
Firm Transport: 1-300	507	506	505	505	522	1,140	600	500	500	500	500	600	10,466
Firm Transport: 301-15000	1,619	1,088	640	799	2,318	2,469	3,064	4,411	3,707	2,219	1,442	765	24,501
Firm Transport: Over 1500	0	0	0	0	0	0	0	0	0	0	0	0	0
CLASS TOTAL (Mcf/month)	2,526	1,694	1,545	1,705	3,240	3,629	3,604	5,311	4,607	3,119	2,342	1,365	34,987

TRANSPORTATION (T-2)(G-2)

TRANSPORTATION BILLS	8	8	8	8	8	8	8	7	7	5	4	3	82
Trans Admin Fee	\$400	\$400	\$400	\$400	\$400	\$400	\$400	\$350	\$350	\$250	\$200	\$150	\$4,100
EFM Fee	\$150	\$150	\$150	\$150	\$150	\$150	\$150	\$0	\$0	\$0	\$0	\$0	\$1,200
Parking Fee	\$0	\$0	\$0	\$0	\$0	\$0	\$0	\$0	\$0	\$0	\$0	\$0	\$0
Interrupt Transport: 1-15000	41,733	29,047	23,498	37,962	34,585	35,751	37,985	40,395	35,686	35,445	18,317	17,437	392,581
Interrupt Transport: Over 15000	5,865	16,098	11,850	9,121	12,315	18,432	16,814	20,402	15,746	14,785	0	0	140,339
CLASS TOTAL (Mcf/month)	47,398	45,145	34,758	47,083	46,900	55,233	54,779	60,797	55,432	50,230	18,317	17,437	533,500

TRANSPORTATION (T-4)

TRANSPORTATION BILLS	110	110	110	109	109	112	112	110	110	108	109	113	1522
Trans Admin Fee	\$5,400	\$5,400	\$5,400	\$5,400	\$5,300	\$5,650	\$5,550	\$5,450	\$5,450	\$5,350	\$5,400	\$5,600	\$65,550
EFM Fee	\$5,850	\$5,850	\$5,850	\$5,775	\$5,925	\$5,000	\$5,925	\$5,525	\$5,525	\$5,775	\$5,700	\$5,625	\$70,200
Parking Fee	\$525	\$501	\$678	\$532	\$154	\$536	\$416	\$379	\$397	\$315	\$379	\$145	\$5,257
Firm Transport: 1-300	31,733	31,159	31,409	31,087	33,144	33,534	34,359	38,400	33,802	33,076	33,389	31,256	399,795
Firm Transport: 301-15000	302,597	293,765	291,510	295,134	352,308	403,651	440,308	474,395	386,201	378,970	307,566	259,310	4,177,415
Firm Transport: Over 1500	19,214	15,345	19,875	23,976	32,599	40,563	35,803	49,387	31,932	33,823	26,311	17,978	345,688
CLASS TOTAL (Mcf/month)	353,504	330,309	342,784	350,207	416,751	478,368	510,870	562,432	451,935	445,871	366,283	308,544	4,819,688

TRANSPORTATION (T-3)

TRANSPORTATION BILLS	80	61	60	60	60	60	57	57	56	55	60	61	708
Trans Admin Fee	\$3,000	\$3,050	\$3,000	\$3,000	\$3,000	\$3,000	\$2,850	\$2,850	\$2,800	\$2,800	\$3,000	\$3,050	\$35,400
EFM Fee	\$2,925	\$2,850	\$2,850	\$2,850	\$3,000	\$2,925	\$2,850	\$2,700	\$2,700	\$2,775	\$2,850	\$2,850	\$34,125
Parking Fee	\$567	\$350	\$935	\$533	\$447	\$145	\$14	\$147	\$219	\$157	\$177	\$158	\$3,518
Interrupt Transport: 1-15000	346,206	320,674	319,167	348,909	364,260	372,506	357,816	353,298	326,123	328,379	341,701	340,641	4,119,762
Interrupt Transport: Over 15000	121,322	134,628	147,586	138,956	170,932	164,526	163,561	178,922	144,954	146,317	135,555	136,814	1,784,174
CLASS TOTAL (Mcf/month)	467,530	455,302	466,753	487,865	535,192	537,032	521,377	531,321	471,077	474,696	478,256	477,355	5,903,956

SPECIAL CONTRACTS

TRANSPORTATION BILLS	18	18	18	18	18	18	18	18	18	18	18	18	216
Trans Admin Fee	\$900	\$900	\$900	\$900	\$900	\$900	\$900	\$900	\$900	\$900	\$900	\$900	\$10,800
EFM Fee	\$780	\$750	\$705	\$705	\$825	\$750	\$825	\$825	\$855	\$825	\$825	\$825	\$9,540
Parking Fee	\$3,012	\$2,247	\$1,404	\$618	\$1,393	\$782	\$1,166	\$1,857	\$1,298	\$2,902	\$1,411	\$772	\$18,659
Transported Volumes	1,019,118	1,054,320	1,037,896	1,092,357	1,083,078	937,976	1,112,089	1,194,304	981,894	986,268	840,648	801,368	12,245,336
Charges for Transport Volumes	\$124,818	\$115,756	\$119,262	\$123,626	\$117,107	\$105,666	\$119,702	\$132,658	\$111,286	\$108,345	\$94,250	\$100,413	\$1,373,962
CLASS TOTAL (Mcf/month)	1,019,118	1,054,320	1,037,896	1,092,357	1,083,078	937,976	1,112,089	1,194,304	981,894	986,268	840,648	801,368	12,245,336

Customer Counts by Rate Cod

RT Code	Data									
	Sum of January BC	Sum of February BC	Sum of March BC	Sum of April BC	Sum of May	Sum of June BC	Sum of July BC	Sum of August BC	Sum of September BC	Sum of October BC
42PR	1,351	1,342	1,345	1,344	1,434	1,326	1,325	1,325	1,325	1,325
42WR	155,118	155,302	155,316	153,779	153,651	151,526	150,655	150,188	150,188	150,188
52WC	17,761	17,749	17,816	17,427	17,426	17,100	16,908	16,837	16,837	16,837
11WC	2	3	3	3	4	3	4	3	4	3
52W/P	1,580	1,581	1,578	1,571	1,582	1,575	1,585	1,575	1,575	1,575
T4FC	18	17	17	17	17	18	18	18	18	18
11WD	9	9	8	9	9	8	6	10	10	10
22WD	208	204	205	197	202	201	156	232	232	232
T3ID	55	55	55	55	55	57	57	57	57	57
T4FD	100	100	100	101	101	101	101	103	103	103
T34D	1	1	1	1	1	1	1	1	1	1
T3IC	8	8	8	8	8	8	8	8	8	8
T3SD	9	9	9	9	9	9	9	9	9	9
T4SD	4	4	4	4	4	4	4	4	4	4
T34S	4	4	4	4	4	4	4	4	4	4
Grand Total	176,228	176,388	176,469	174,629	174,507	171,941	170,841	170,374	170,374	170,374

Volumes by Rate Code

RT Code	Data									
	Sum of January BV	Sum of February BV	Sum of March BV	Sum of April BV	Sum of May	Sum of June BV	Sum of July BV	Sum of August BV	Sum of September BV	Sum of October BV
42PR	8,352	7,558	4,450	2,533	1,914	1,886	1,546	1,598	1,598	1,598
42WR	1,762,076	1,649,563	1,183,674	388,530	315,868	185,944	151,989	172,341	172,341	172,341
52WC	717,666	681,374	490,892	202,394	171,128	150,646	132,144	164,691	164,691	164,691
11WC	1,917	1,947	1,629	660	59	47	42	30	30	30
52W/P	178,668	168,633	121,824	54,466	44,528	29,970	25,361	29,973	29,973	29,973
T4FC	47,239	47,550	41,572	33,838	31,741	28,799	26,494	23,906	23,906	23,906
11WD	12,876	11,922	12,035	13,335	16,790	41,912	76,376	246,188	246,188	246,188
22WD	119,254	82,924	56,654	25,181	18,233	14,841	10,670	16,663	16,663	16,663
T3ID	542,076	624,148	583,137	514,375	482,998	536,676	490,162	458,136	458,136	458,136
T4FD	512,665	591,718	541,472	460,941	415,869	401,927	382,969	362,139	362,139	362,139
T34D	9,750	11,864	8,044	8,955	7,781	7,012	5,460	7,287	7,287	7,287
T3IC	51,815	56,129	49,132	35,297	20,831	17,831	17,281	15,704	15,704	15,704
T3SD	525,974	573,141	520,853	513,102	487,781	585,371	481,706	507,591	507,591	507,591
T4SD	323,590	385,447	351,957	353,068	349,441	348,123	345,460	321,105	321,105	321,105
T34S	251,421	344,754	281,733	239,860	270,691	230,857	248,014	211,260	211,260	211,260
Grand Total	5,065,340	5,238,672	4,249,067	2,846,556	2,635,652	2,581,343	2,396,674	2,538,612	2,538,612	2,538,612

Town (All)

Sum of Field1	WS						Grand Total
Customer	EVANSVILLE	LEXINGTON	LOUISVILLE	NASHVILLE	PADUCAH		
COMMERCIAL GAS CUSTOMERS	3,301		2,705	652	4,357	6,302	17,318
PUBLIC AUTHORITY GAS CUSTOMERS	254		374	46	364	538	1,575
RESIDENTIAL GAS CUSTOMERS	37,311		21,257	6,420	34,688	54,228	153,904
Grand Total	40,867		24,336	7,117	39,408	61,069	172,797

Weighted Average by Weather Station      23.65%      14.08%      4.12%      22.81%      35.34%

Customer Counts by Rate Cod

RT Code	Sum of September BC	Sum of October BC	Sum of November BC	Sum of December BC	Total	Average
42PR	1,327	1,329	1,056	1,323	15,827	1,319
42WR	149,497	150,322	150,837	154,830	1,831,021	152,585
52WC	16,789	17,007	17,258	17,712	207,770	17,314
11WC	4	5	4	4	42	4
52WP	1,565	1,571	1,546	1,596	18,905	1,575
T4FC	18	18	17	18	211	18
11WD	7	9	8	9	101	8
22WD	179	211	196	192	2,383	199
T3ID	57	57	55	55	670	56
T4FD	103	104	104	104	1,222	102
T34D	1	1	1	1	12	1
T3IC	8	8	8	8	96	8
T3SD	9	9	9	9	108	9
T4SD	4	4	4	4	46	4
T34S	4	4	4	4	48	4
<b>Grand Total</b>	<b>169,552</b>	<b>170,659</b>	<b>171,107</b>	<b>175,869</b>	<b>2,078,464</b>	<b>173,205</b>

Volumes by Rate Code

RT Code	Sum of September BV	Sum of October BV	Sum of November BV	Sum of December BV	Total
42PR	1,482	2,301	4,282	6,122	43,804
42WR	144,946	304,959	854,562	1,211,463	8,325,915
52WC	152,707	214,590	348,109	491,732	3,918,075
11WC	3,228	1,665	5,732	4,838	21,815
52WP	30,638	54,013	95,415	134,439	967,628
T4FC	25,370	26,700	33,701	40,640	407,550
11WD	(79,366)	85,914	50,284	29,637	517,902
22WD	16,049	19,236	41,718	56,026	477,449
T3ID	497,963	476,365	584,273	556,272	6,348,581
T4FD	400,684	390,393	486,124	543,596	5,490,597
T34D	6,284	5,783	6,312	7,542	92,074
T3IC	16,754	18,472	25,954	44,971	370,171
T3SD	516,301	492,665	501,651	501,572	6,207,908
T4SD	346,512	336,766	379,494	345,149	4,187,122
T34S	271,501	230,572	217,543	216,992	3,015,198
<b>Grand Total</b>	<b>2,351,053</b>	<b>2,660,394</b>	<b>3,635,334</b>	<b>4,191,091</b>	<b>40,389,789</b>

Town
Sum of Field1
Customer
COMMERCIAL GAS CUSTOMERS
PUBLIC AUTHORITY GAS CUSTOMERS
RESIDENTIAL GAS CUSTOMERS
<b>Grand Total</b>

Weighted Average by Weather Station





All

RT Code	WS	Customer	Rate Code Detail	Town	Fiscal 2012 January Base Charge	Fiscal 2012 February Base Charge	Fiscal 2012 March Base Charge	Fiscal 2012 April Base Charge	Fiscal 2012 May Base Charge	Fiscal 2012 June Base Charge	Fiscal 2012 July Base Charge	Fiscal 2012 August Base Charge	Fiscal 2012 September Base Charge	Fiscal 2013 October Base Charge
					January BC	February BC	March BC	April BC	May BC	June BC	July BC	August BC	September BC	October BC
52WC	NASHVILLE	COMMERCIAL GAS CUSTOMERS	WK-FIRM (G1) COM 52WC (40)	HISEVILLE, KY (40)	12	12	12	12	12	12	12	11	11	11
52WC	NASHVILLE	COMMERCIAL GAS CUSTOMERS	WK-FIRM (G1) COM 52WC (40)	HORSE CAVE, KY (40)	67	69	66	66	64	63	59	58	58	59
52WC	NASHVILLE	COMMERCIAL GAS CUSTOMERS	WK-FIRM (G1) COM 52WC (40)	MUNFORDVILLE, KY (40)	98	98	98	98	95	91	91	95	95	97
52WC	NASHVILLE	COMMERCIAL GAS CUSTOMERS	WK-FIRM (G1) COM 52WC (40)	OAKLAND, KY (40)	6	6	6	6	6	6	6	6	7	8
52WC	NASHVILLE	COMMERCIAL GAS CUSTOMERS	WK-FIRM (G1) COM 52WC (40)	PARK CITY, KY (40)	20	20	20	20	19	19	18	19	16	17
52WC	NASHVILLE	COMMERCIAL GAS CUSTOMERS	WK-FIRM (G1) COM 52WC (40)	SMITHS GROVE, KY (40)	52	52	53	45	53	44	44	43	44	44
52WC	LEXINGTON	COMMERCIAL GAS CUSTOMERS	WK-FIRM (G1) COM 52WC (40)	DANVILLE, KY (40)	664	668	669	655	659	661	658	655	654	659
52WC	LEXINGTON	COMMERCIAL GAS CUSTOMERS	WK-FIRM (G1) COM 52WC (40)	HUSTONVILLE, KY (40)	25	24	25	25	25	24	24	24	24	24
52WC	LEXINGTON	COMMERCIAL GAS CUSTOMERS	WK-FIRM (G1) COM 52WC (40)	JUNCTION CITY, KY (40)	54	53	52	51	51	47	42	43	44	45
52WC	LEXINGTON	COMMERCIAL GAS CUSTOMERS	WK-FIRM (G1) COM 52WC (40)	LANCASTER, KY (40)	83	83	85	80	78	76	76	75	74	75
52WC	LEXINGTON	COMMERCIAL GAS CUSTOMERS	WK-FIRM (G1) COM 52WC (40)	PERRYVILLE, KY (40)	28	26	28	24	22	22	21	20	22	24
52WC	LEXINGTON	COMMERCIAL GAS CUSTOMERS	WK-FIRM (G1) COM 52WC (40)	STANFORD, KY (40)	143	141	140	139	138	134	135	135	135	136
52WC	LEXINGTON	COMMERCIAL GAS CUSTOMERS	WK-FIRM (G1) COM 52WC (40)	LEBANON, KY (40)	300	299	290	295	301	291	291	284	284	294
52WC	LEXINGTON	COMMERCIAL GAS CUSTOMERS	WK-FIRM (G1) COM 52WC (40)	SPRINGFIELD, KY (40)	157	155	165	164	162	163	154	151	152	157
52WC	LEXINGTON	COMMERCIAL GAS CUSTOMERS	WK-FIRM (G1) COM 52WC (40)	HARRODSBURG, KY (40)	328	326	335	324	320	311	307	303	306	310
52WC	LEXINGTON	COMMERCIAL GAS CUSTOMERS	WK-FIRM (G1) COM 52WC (40)	BURGIN, KY (40)	14	14	15	13	13	14	14	14	14	14
52WC	LEXINGTON	COMMERCIAL GAS CUSTOMERS	WK-FIRM (G1) COM 52WC (40)	CAMPBELLSVILLE, KY (40)	588	587	561	573	579	560	556	548	551	550
52WC	LEXINGTON	COMMERCIAL GAS CUSTOMERS	WK-FIRM (G1) COM 52WC (40)	GREENSBURG, KY (40)	134	134	135	134	130	128	127	125	124	128
52WC	LEXINGTON	COMMERCIAL GAS CUSTOMERS	WK-FIRM (G1) COM 52WC (40)	SHELBYVILLE, KY (40)	664	660	657	655	656	648	635	637	638	640
52WC	LEXINGTON	COMMERCIAL GAS CUSTOMERS	WK-FIRM (G1) COM 52WC (40)	LAWRENCEBURG, KY (40)	254	246	260	243	243	235	234	238	235	243
52WP	EVANSVILLE	PUBLIC AUTHORITY GAS CUSTOMERS	WK-FIRM (G1) PA 52WP (40)	STANFORD, KY (40)	0	58	58	58	60	57	58	57	58	58
11WD	EVANSVILLE	INDUSTRIAL GAS CUSTOMERS	WK-INTR (G2) IND 11WD (40)	OWENSBORO, KY (40)	1	1	1	2	1	1	0	2	1	1
11WD	EVANSVILLE	INDUSTRIAL GAS CUSTOMERS	WK-INTR (G2) IND 11WD (40)	HAWESVILLE, KY (40)	1	1	1	1	1	1	1	1	1	1
11WD	PADUCAH	INDUSTRIAL GAS CUSTOMERS	WK-INTR (G2) IND 11WD (40)	PADUCAH, KY (40)	0	0	0	0	0	1	1	1	1	1
11WD	PADUCAH	INDUSTRIAL GAS CUSTOMERS	WK-INTR (G2) IND 11WD (40)	CALVERT CITY, KY (40)	2	2	2	2	1	3	2	2	2	2
11WD	PADUCAH	INDUSTRIAL GAS CUSTOMERS	WK-INTR (G2) IND 11WD (40)	GRAND RIVERS, KY (40)	0	0	0	0	0	0	0	0	0	0
11WD	PADUCAH	INDUSTRIAL GAS CUSTOMERS	WK-INTR (G2) IND 11WD (40)	MAYFIELD, KY (40)	1	1	1	1	1	1	1	2	2	2
11WD	LEXINGTON	INDUSTRIAL GAS CUSTOMERS	WK-INTR (G2) IND 11WD (40)	DANVILLE, KY (40)	2	2	2	2	2	2	2	2	2	2
11WD	LEXINGTON	INDUSTRIAL GAS CUSTOMERS	WK-INTR (G2) IND 11WD (40)	HARRODSBURG, KY (40)	1	1	1	1	0	0	0	0	0	0
11WD	LEXINGTON	INDUSTRIAL GAS CUSTOMERS	WK-INTR (G2) IND 11WD (40)	LAWRENCEBURG, KY (40)	1	1	1	1	1	0	0	0	0	0
22WD	EVANSVILLE	INDUSTRIAL GAS CUSTOMERS	WK-FIRM (G1) IND 22WD (40)	OWENSBORO, KY (40)	20	20	19	20	18	20	18	18	17	17
22WD	EVANSVILLE	INDUSTRIAL GAS CUSTOMERS	WK-FIRM (G1) IND 22WD (40)	BEAVER DAM, KY (40)	1	1	1	1	1	1	1	1	1	1
22WD	EVANSVILLE	INDUSTRIAL GAS CUSTOMERS	WK-FIRM (G1) IND 22WD (40)	CALHOUN, KY (40)	1	1	1	1	1	1	1	1	1	1
22WD	EVANSVILLE	INDUSTRIAL GAS CUSTOMERS	WK-FIRM (G1) IND 22WD (40)	HARTFORD, KY (40)	1	1	1	1	1	1	1	1	1	1
22WD	EVANSVILLE	INDUSTRIAL GAS CUSTOMERS	WK-FIRM (G1) IND 22WD (40)	HAWESVILLE, KY (40)	1	1	1	1	1	1	1	1	1	1
22WD	PADUCAH	INDUSTRIAL GAS CUSTOMERS	WK-FIRM (G1) IND 22WD (40)	MADISONVILLE, KY (40)	7	6	6	6	6	6	1	11	6	6
22WD	EVANSVILLE	INDUSTRIAL GAS CUSTOMERS	WK-FIRM (G1) IND 22WD (40)	SEBREE, KY (40)	2	2	2	2	2	2	0	2	2	2
22WD	EVANSVILLE	INDUSTRIAL GAS CUSTOMERS	WK-FIRM (G1) IND 22WD (40)	DIXON, KY (40)	1	1	1	1	1	1	1	1	1	1
22WD	PADUCAH	INDUSTRIAL GAS CUSTOMERS	WK-FIRM (G1) IND 22WD (40)	PRINCETON, KY (40)	4	4	5	4	4	4	1	6	3	3
22WD	PADUCAH	INDUSTRIAL GAS CUSTOMERS	WK-FIRM (G1) IND 22WD (40)	CADIZ, KY (40)	8	8	8	8	8	8	8	16	8	8
22WD	PADUCAH	INDUSTRIAL GAS CUSTOMERS	WK-FIRM (G1) IND 22WD (40)	DAWSON SPRINGS, KY (40)	3	3	3	3	3	3	3	3	3	3
22WD	PADUCAH	INDUSTRIAL GAS CUSTOMERS	WK-FIRM (G1) IND 22WD (40)	MARRION, KY (40)	3	3	3	3	3	3	3	5	3	4
22WD	PADUCAH	INDUSTRIAL GAS CUSTOMERS	WK-FIRM (G1) IND 22WD (40)	FREDONIA, KY (40)	1	1	1	1	1	1	1	1	1	1
22WD	PADUCAH	INDUSTRIAL GAS CUSTOMERS	WK-FIRM (G1) IND 22WD (40)	HOPKINSVILLE, KY (40)	14	14	14	14	14	14	14	14	14	14
22WD	PADUCAH	INDUSTRIAL GAS CUSTOMERS	WK-FIRM (G1) IND 22WD (40)	PADUCAH, KY (40)	6	6	6	6	6	5	3	7	5	5
22WD	PADUCAH	INDUSTRIAL GAS CUSTOMERS	WK-FIRM (G1) IND 22WD (40)	CALVERT CITY, KY (40)	2	2	2	2	2	2	2	4	4	4
22WD	PADUCAH	INDUSTRIAL GAS CUSTOMERS	WK-FIRM (G1) IND 22WD (40)	MAYFIELD, KY (40)	1	1	1	1	1	1	1	1	1	1
22WD	NASHVILLE	INDUSTRIAL GAS CUSTOMERS	WK-FIRM (G1) IND 22WD (40)	BOWLING GREEN, KY (40)	29	30	31	27	31	30	28	29	28	26
22WD	NASHVILLE	INDUSTRIAL GAS CUSTOMERS	WK-FIRM (G1) IND 22WD (40)	RUSSELLVILLE, KY (40)	3	3	3	3	3	3	3	3	3	3
22WD	PADUCAH	INDUSTRIAL GAS CUSTOMERS	WK-FIRM (G1) IND 22WD (40)	ELKTON, KY (40)	3	3	3	3	3	3	3	3	3	3
22WD	NASHVILLE	INDUSTRIAL GAS CUSTOMERS	WK-FIRM (G1) IND 22WD (40)	FRANKLIN, KY (40)	16	14	14	14	14	14	15	14	14	14
22WD	NASHVILLE	INDUSTRIAL GAS CUSTOMERS	WK-FIRM (G1) IND 22WD (40)	AUBURN, KY (40)	4	4	4	4	4	4	4	4	4	4
22WD	NASHVILLE	INDUSTRIAL GAS CUSTOMERS	WK-FIRM (G1) IND 22WD (40)	GLASGOW, KY (40)	13	13	13	12	12	13	13	13	13	13
22WD	NASHVILLE	INDUSTRIAL GAS CUSTOMERS	WK-FIRM (G1) IND 22WD (40)	HORSE CAVE, KY (40)	4	4	3	3	3	3	3	3	3	3
22WD	NASHVILLE	INDUSTRIAL GAS CUSTOMERS	WK-FIRM (G1) IND 22WD (40)	MUNFORDVILLE, KY (40)	1	1	1	1	1	1	1	1	1	1
22WD	LEXINGTON	INDUSTRIAL GAS CUSTOMERS	WK-FIRM (G1) IND 22WD (40)	DANVILLE, KY (40)	9	7	7	7	7	7	7	7	6	8
22WD	LEXINGTON	INDUSTRIAL GAS CUSTOMERS	WK-FIRM (G1) IND 22WD (40)	LANCASTER, KY (40)	1	1	1	1	1	1	1	1	1	1
22WD	LEXINGTON	INDUSTRIAL GAS CUSTOMERS	WK-FIRM (G1) IND 22WD (40)	STANFORD, KY (40)	1	1	1	1	1	1	1	1	1	1
22WD	LEXINGTON	INDUSTRIAL GAS CUSTOMERS	WK-FIRM (G1) IND 22WD (40)	LEBANON, KY (40)	14	14	14	13	15	14	2	24	2	24
22WD	LEXINGTON	INDUSTRIAL GAS CUSTOMERS	WK-FIRM (G1) IND 22WD (40)	SPRINGFIELD, KY (40)	4	4	4	4	4	3	3	3	3	3
22WD	LEXINGTON	INDUSTRIAL GAS CUSTOMERS	WK-FIRM (G1) IND 22WD (40)	HARRODSBURG, KY (40)	5	5	5	5	5	5	5	5	5	5
22WD	LEXINGTON	INDUSTRIAL GAS CUSTOMERS	WK-FIRM (G1) IND 22WD (40)	BURGIN, KY (40)	1	1	1	1	1	1	1	1	1	1
22WD	LEXINGTON	INDUSTRIAL GAS CUSTOMERS	WK-FIRM (G1) IND 22WD (40)	CAMPBELLSVILLE, KY (40)	2	2	2	2	2	2	1	3	1	3
22WD	LEXINGTON	INDUSTRIAL GAS CUSTOMERS	WK-FIRM (G1) IND 22WD (40)	GREENSBURG, KY (40)	2	2	2	2	2	2	2	2	2	2
22WD	LOUISVILLE	INDUSTRIAL GAS CUSTOMERS	WK-FIRM (G1) IND 22WD (40)	SHELBYVILLE, KY (40)	19	19	19	18	20	19	18	18	19	22
22WD	LEXINGTON	INDUSTRIAL GAS CUSTOMERS	WK-FIRM (G1) IND 22WD (40)	LAWRENCEBURG, KY (40)	1	1	1	1	1	1	1	1	1	1
52WP	EVANSVILLE	PUBLIC AUTHORITY GAS CUSTOMERS	WK-FIRM (G1) PA 52WP (40)	OWENSBORO, KY (40)	123	123	124	122	123	123	123	123	119	118
52WP	EVANSVILLE	PUBLIC AUTHORITY GAS CUSTOMERS	WK-FIRM (G1) PA 52WP (40)	BEAVER DAM, KY (40)	6	6	6	6	6	6	6	6	6	6
52WP	EVANSVILLE	PUBLIC AUTHORITY GAS CUSTOMERS	WK-FIRM (G1) PA 52WP (40)	CALHOUN, KY (40)	14	14	14	14	14	14	14	14	14	14
52WP	EVANSVILLE	PUBLIC AUTHORITY GAS CUSTOMERS	WK-FIRM (G1) PA 52WP (40)	CLOVERPORT, KY (40)	7	7	7	7	7	7	7	7	7	7
52WP	EVANSVILLE	PUBLIC AUTHORITY GAS CUSTOMERS	WK-FIRM (G1) PA 52WP (40)	FORDSVILLE, KY (40)	5	5	5	5	5	5	5	5	5	5
52WP	EVANSVILLE	PUBLIC AUTHORITY GAS CUSTOMERS	WK-FIRM (G1) PA 52WP (40)	HARDINSBURG, KY (40)	22	21	21	22	21	21	21	22	21	21
52WP	EVANSVILLE	PUBLIC AUTHORITY GAS CUSTOMERS	WK-FIRM (G1) PA 52WP (40)	HARTFORD, KY (40)	17	18	18	18	18	18	18	18	18	18
52WP	EVANSVILLE	PUBLIC AUTHORITY GAS CUSTOMERS	WK-FIRM (G1) PA 52WP (40)	HAWESVILLE, KY (40)	14	14	16	16	16	16	16	16	16	17
52WP	EVANSVILLE	PUBLIC AUTHORITY GAS CUSTOMERS	WK-FIRM (G1) PA 52WP (40)	WHITESVILLE, KY (40)	5	5	5	5	5	5	5	5	5	5
52WP	PADUCAH	PUBLIC AUTHORITY GAS CUSTOMERS	WK-FIRM (G1) PA 52WP (40)	MADISONVILLE, KY (40)	82	81	80	80	80	80	80	80	80	80

RT Code	WS	Customer	Rate Code Detail	Town	Fiscal 2012	Fiscal 2012	Fiscal 2012	Fiscal 2012	Fiscal 2012	Fiscal 2012	Fiscal 2012	Fiscal 2012	Fiscal 2012	Fiscal 2012	Fiscal 2013
					January	February	March	April	May	June	July	August	September	October	
					Base Charge	Base Charge	Base Charge	Base Charge	Base Charge	Base Charge	Base Charge	Base Charge	Base Charge	Base Charge	Base Charge
					January BC	February BC	March BC	April BC	May BC	June BC	July BC	August BC	September BC	October BC	October BC
52WP	PADUCAH	PUBLIC AUTHORITY GAS CUSTOMERS	WK-FIRM (G1) PA 52WP (40)	EARLINGTON, KY (40)	4	4	4	4	4	4	4	4	4	4	4
52WP	EVANSVILLE	PUBLIC AUTHORITY GAS CUSTOMERS	WK-FIRM (G1) PA 52WP (40)	HANSON, KY (40)	7	7	7	7	7	7	7	7	7	7	7
52WP	PADUCAH	PUBLIC AUTHORITY GAS CUSTOMERS	WK-FIRM (G1) PA 52WP (40)	MORTON'S GAP, KY (40)	1	1	1	1	1	1	1	1	1	1	1
52WP	PADUCAH	PUBLIC AUTHORITY GAS CUSTOMERS	WK-FIRM (G1) PA 52WP (40)	NORTONVILLE, KY (40)	5	5	6	6	6	6	6	6	6	6	6
52WP	PADUCAH	PUBLIC AUTHORITY GAS CUSTOMERS	WK-FIRM (G1) PA 52WP (40)	ST. CHARLES, KY (40)	1	1	1	1	1	1	1	1	1	1	1
52WP	EVANSVILLE	PUBLIC AUTHORITY GAS CUSTOMERS	WK-FIRM (G1) PA 52WP (40)	SEBREE, KY (40)	13	13	13	13	13	13	13	13	13	13	13
52WP	EVANSVILLE	PUBLIC AUTHORITY GAS CUSTOMERS	WK-FIRM (G1) PA 52WP (40)	DIXON, KY (40)	17	17	17	17	17	17	17	17	17	17	17
52WP	EVANSVILLE	PUBLIC AUTHORITY GAS CUSTOMERS	WK-FIRM (G1) PA 52WP (40)	SLAUGHTERS, KY (40)	4	4	4	4	4	4	4	4	4	4	4
52WP	PADUCAH	PUBLIC AUTHORITY GAS CUSTOMERS	WK-FIRM (G1) PA 52WP (40)	PRINCETON, KY (40)	27	27	27	27	27	27	27	27	27	29	25
52WP	PADUCAH	PUBLIC AUTHORITY GAS CUSTOMERS	WK-FIRM (G1) PA 52WP (40)	CADIZ, KY (40)	24	24	24	24	24	24	24	24	24	24	24
52WP	PADUCAH	PUBLIC AUTHORITY GAS CUSTOMERS	WK-FIRM (G1) PA 52WP (40)	DAWSON SPRINGS, KY (40)	10	10	10	10	10	10	10	10	10	10	10
52WP	PADUCAH	PUBLIC AUTHORITY GAS CUSTOMERS	WK-FIRM (G1) PA 52WP (40)	EDDYVILLE, KY (40)	19	19	19	19	19	19	19	19	19	19	19
52WP	PADUCAH	PUBLIC AUTHORITY GAS CUSTOMERS	WK-FIRM (G1) PA 52WP (40)	MARION, KY (40)	20	20	20	20	20	21	19	19	19	19	19
52WP	PADUCAH	PUBLIC AUTHORITY GAS CUSTOMERS	WK-FIRM (G1) PA 52WP (40)	FREDONIA, KY (40)	3	3	3	3	3	3	3	3	3	3	3
52WP	PADUCAH	PUBLIC AUTHORITY GAS CUSTOMERS	WK-FIRM (G1) PA 52WP (40)	HOPKINSVILLE, KY (40)	69	69	69	69	69	69	69	71	69	69	68
52WP	PADUCAH	PUBLIC AUTHORITY GAS CUSTOMERS	WK-FIRM (G1) PA 52WP (40)	CROFTON, KY (40)	2	2	2	2	2	2	2	2	2	2	2
52WP	PADUCAH	PUBLIC AUTHORITY GAS CUSTOMERS	WK-FIRM (G1) PA 52WP (40)	GREENVILLE, KY (40)	57	57	57	57	57	57	57	57	57	58	58
52WP	PADUCAH	PUBLIC AUTHORITY GAS CUSTOMERS	WK-FIRM (G1) PA 52WP (40)	CENTRAL CITY, KY (40)	15	15	15	15	17	17	17	17	17	17	17
52WP	PADUCAH	PUBLIC AUTHORITY GAS CUSTOMERS	WK-FIRM (G1) PA 52WP (40)	BREMEN, KY (40)	5	5	5	5	5	4	5	5	5	5	5
52WP	PADUCAH	PUBLIC AUTHORITY GAS CUSTOMERS	WK-FIRM (G1) PA 52WP (40)	POWDERLY, KY (40)	12	12	12	12	12	12	12	12	12	12	12
52WP	PADUCAH	PUBLIC AUTHORITY GAS CUSTOMERS	WK-FIRM (G1) PA 52WP (40)	SACRAMENTO, KY (40)	4	4	4	4	4	4	4	4	4	4	4
52WP	PADUCAH	PUBLIC AUTHORITY GAS CUSTOMERS	WK-FIRM (G1) PA 52WP (40)	PADUCAH, KY (40)	92	92	94	94	92	92	92	92	91	90	90
52WP	PADUCAH	PUBLIC AUTHORITY GAS CUSTOMERS	WK-FIRM (G1) PA 52WP (40)	CALVERT CITY, KY (40)	9	9	9	9	9	9	9	9	9	9	9
52WP	PADUCAH	PUBLIC AUTHORITY GAS CUSTOMERS	WK-FIRM (G1) PA 52WP (40)	GILBERTSVILLE, KY (40)	1	1	1	1	1	1	1	1	1	1	1
52WP	PADUCAH	PUBLIC AUTHORITY GAS CUSTOMERS	WK-FIRM (G1) PA 52WP (40)	GRAND RIVERS, KY (40)	4	4	4	4	4	4	4	4	4	4	4
52WP	PADUCAH	PUBLIC AUTHORITY GAS CUSTOMERS	WK-FIRM (G1) PA 52WP (40)	MAYFIELD, KY (40)	43	44	44	44	44	44	44	44	44	44	44
52WP	PADUCAH	PUBLIC AUTHORITY GAS CUSTOMERS	WK-FIRM (G1) PA 52WP (40)	WATER VALLEY, KY (40)	2	2	2	2	2	2	2	2	2	2	2
52WP	PADUCAH	PUBLIC AUTHORITY GAS CUSTOMERS	WK-FIRM (G1) PA 52WP (40)	WINGO, KY (40)	3	3	3	3	3	3	3	3	3	3	3
52WP	PADUCAH	PUBLIC AUTHORITY GAS CUSTOMERS	WK-FIRM (G1) PA 52WP (40)	SYMSONIA, KY (40)	4	4	4	4	4	4	4	4	4	4	4
52WP	NASHVILLE	PUBLIC AUTHORITY GAS CUSTOMERS	WK-FIRM (G1) PA 52WP (40)	BOWLING GREEN, KY (40)	200	201	193	189	200	192	198	196	190	202	202
52WP	NASHVILLE	PUBLIC AUTHORITY GAS CUSTOMERS	WK-FIRM (G1) PA 52WP (40)	RUSSELLVILLE, KY (40)	32	32	32	32	32	32	32	32	32	32	32
52WP	NASHVILLE	PUBLIC AUTHORITY GAS CUSTOMERS	WK-FIRM (G1) PA 52WP (40)	ADAIRVILLE, KY (40)	6	6	6	6	6	6	6	6	6	6	6
52WP	PADUCAH	PUBLIC AUTHORITY GAS CUSTOMERS	WK-FIRM (G1) PA 52WP (40)	ELKTON, KY (40)	19	19	19	19	19	19	19	19	19	19	19
52WP	NASHVILLE	PUBLIC AUTHORITY GAS CUSTOMERS	WK-FIRM (G1) PA 52WP (40)	FRANKLIN, KY (40)	31	30	30	30	30	30	30	30	31	29	29
52WP	NASHVILLE	PUBLIC AUTHORITY GAS CUSTOMERS	WK-FIRM (G1) PA 52WP (40)	AUBURN, KY (40)	5	5	5	5	5	5	5	5	5	5	5
52WP	NASHVILLE	PUBLIC AUTHORITY GAS CUSTOMERS	WK-FIRM (G1) PA 52WP (40)	WOODBURN, KY (40)	2	2	2	2	2	2	2	2	2	2	2
52WP	NASHVILLE	PUBLIC AUTHORITY GAS CUSTOMERS	WK-FIRM (G1) PA 52WP (40)	GLASSBORO, KY (40)	59	59	59	59	59	59	59	57	57	57	57
52WP	NASHVILLE	PUBLIC AUTHORITY GAS CUSTOMERS	WK-FIRM (G1) PA 52WP (40)	CAVE CITY, KY (40)	5	5	5	5	5	5	5	5	5	5	5
52WP	NASHVILLE	PUBLIC AUTHORITY GAS CUSTOMERS	WK-FIRM (G1) PA 52WP (40)	HISEVILLE, KY (40)	2	2	2	2	2	2	2	2	2	2	2
52WP	NASHVILLE	PUBLIC AUTHORITY GAS CUSTOMERS	WK-FIRM (G1) PA 52WP (40)	HORSE CAVE, KY (40)	8	8	8	8	8	8	8	8	8	8	8
52WP	NASHVILLE	PUBLIC AUTHORITY GAS CUSTOMERS	WK-FIRM (G1) PA 52WP (40)	MUMFORDVILLE, KY (40)	10	10	10	10	10	10	10	10	10	10	10
52WP	NASHVILLE	PUBLIC AUTHORITY GAS CUSTOMERS	WK-FIRM (G1) PA 52WP (40)	OAKLAND, KY (40)	3	3	3	3	3	3	3	3	3	3	3
52WP	NASHVILLE	PUBLIC AUTHORITY GAS CUSTOMERS	WK-FIRM (G1) PA 52WP (40)	PARK CITY, KY (40)	2	2	2	2	2	2	2	2	2	2	2
52WP	NASHVILLE	PUBLIC AUTHORITY GAS CUSTOMERS	WK-FIRM (G1) PA 52WP (40)	SMITH'S GROVE, KY (40)	6	6	6	7	5	5	6	5	5	5	5
52WP	LEXINGTON	PUBLIC AUTHORITY GAS CUSTOMERS	WK-FIRM (G1) PA 52WP (40)	DANVILLE, KY (40)	104	105	106	106	106	105	107	108	107	107	107
52WP	LEXINGTON	PUBLIC AUTHORITY GAS CUSTOMERS	WK-FIRM (G1) PA 52WP (40)	HUSTONVILLE, KY (40)	4	4	4	4	4	4	4	4	4	4	4
52WP	LEXINGTON	PUBLIC AUTHORITY GAS CUSTOMERS	WK-FIRM (G1) PA 52WP (40)	JUNCTION CITY, KY (40)	6	6	6	6	6	6	6	6	6	6	6
52WP	LEXINGTON	PUBLIC AUTHORITY GAS CUSTOMERS	WK-FIRM (G1) PA 52WP (40)	LANCASTER, KY (40)	20	20	20	20	20	20	20	20	20	20	20
52WP	LEXINGTON	PUBLIC AUTHORITY GAS CUSTOMERS	WK-FIRM (G1) PA 52WP (40)	PERRYVILLE, KY (40)	8	8	8	8	8	8	8	8	8	8	8
52WP	LEXINGTON	PUBLIC AUTHORITY GAS CUSTOMERS	WK-FIRM (G1) PA 52WP (40)	STANFORD, KY (40)	24	24	24	24	24	24	26	23	23	22	22
52WP	LEXINGTON	PUBLIC AUTHORITY GAS CUSTOMERS	WK-FIRM (G1) PA 52WP (40)	LEBANON, KY (40)	48	48	48	48	48	47	49	48	48	48	48
52WP	LEXINGTON	PUBLIC AUTHORITY GAS CUSTOMERS	WK-FIRM (G1) PA 52WP (40)	SPRINGFIELD, KY (40)	24	24	24	24	24	24	24	24	24	24	24
52WP	LEXINGTON	PUBLIC AUTHORITY GAS CUSTOMERS	WK-FIRM (G1) PA 52WP (40)	HARRODSBURG, KY (40)	38	39	39	39	39	39	39	39	39	39	39
52WP	LEXINGTON	PUBLIC AUTHORITY GAS CUSTOMERS	WK-FIRM (G1) PA 52WP (40)	BURGIN, KY (40)	5	5	5	5	5	5	5	5	5	5	5
52WP	LEXINGTON	PUBLIC AUTHORITY GAS CUSTOMERS	WK-FIRM (G1) PA 52WP (40)	CAMPBELLSVILLE, KY (40)	42	42	41	42	42	42	42	42	42	42	42
52WP	LEXINGTON	PUBLIC AUTHORITY GAS CUSTOMERS	WK-FIRM (G1) PA 52WP (40)	GREENSBURG, KY (40)	20	20	20	20	20	20	20	20	20	20	20
52WP	LOUISVILLE	PUBLIC AUTHORITY GAS CUSTOMERS	WK-FIRM (G1) PA 52WP (40)	SHIELBYVILLE, KY (40)	47	48	46	45	45	46	44	44	44	44	44
52WP	LEXINGTON	PUBLIC AUTHORITY GAS CUSTOMERS	WK-FIRM (G1) PA 52WP (40)	LAWRENCEBURG, KY (40)	28	28	28	28	28	29	29	28	28	28	28
T34D	NASHVILLE	TRANSPORTATION CUSTOMERS	T3T4 FIRM/INT TRANSPORT IND T34D (40)	FRANKLIN, KY (40)	1	1	1	1	1	1	1	1	1	1	1
22WD	NASHVILLE	TRANSPORTATION CUSTOMERS	WK-FIRM (G1) IND 22WD (40)	HORSE CAVE, KY (40)	0	0	1	0	0	0	0	0	0	0	0
T3IC	PADUCAH	TRANSPORTATION CUSTOMERS	T3 INT COMMERCIAL TRANSPORTATION T3IC (40)	HOPKINSVILLE, KY (40)	1	1	1	1	1	1	1	1	1	1	1
T3IC	PADUCAH	TRANSPORTATION CUSTOMERS	T3 INT COMMERCIAL TRANSPORTATION T3IC (40)	PADUCAH, KY (40)	3	3	3	3	3	3	3	3	3	3	3
T3IC	PADUCAH	TRANSPORTATION CUSTOMERS	T3 INT COMMERCIAL TRANSPORTATION T3IC (40)	MAYFIELD, KY (40)	2	2	2	2	2	2	2	2	2	2	2
T3IC	NASHVILLE	TRANSPORTATION CUSTOMERS	T3 INT COMMERCIAL TRANSPORTATION T3IC (40)	BOWLING GREEN, KY (40)	2	2	2	2	2	2	2	2	2	2	2
T3ID	EVANSVILLE	TRANSPORTATION CUSTOMERS	T3 INT INDUSTRIAL TRANSPORTATION T3ID (40)	OWENSBORO, KY (40)	12	12	12	12	12	12	12	12	12	12	12
T3ID	EVANSVILLE	TRANSPORTATION CUSTOMERS	T3 INT INDUSTRIAL TRANSPORTATION T3ID (40)	BEAVER DAM, KY (40)	2	2	2	2	2	2	2	2	2	2	2
T3ID	EVANSVILLE	TRANSPORTATION CUSTOMERS	T3 INT INDUSTRIAL TRANSPORTATION T3ID (40)	FORDSVILLE, KY (40)	1	1	1	1	1	1	1	1	1	1	1
T3ID	PADUCAH	TRANSPORTATION CUSTOMERS	T3 INT INDUSTRIAL TRANSPORTATION T3ID (40)	MADISONVILLE, KY (40)	3	3	3	3	3	3	3	3	3	3	3
T3ID	PADUCAH	TRANSPORTATION CUSTOMERS	T3 INT INDUSTRIAL TRANSPORTATION T3ID (40)	HOPKINSVILLE, KY (40)	4	4	4	4	4	4	4	4	4	4	4
T3ID	PADUCAH	TRANSPORTATION CUSTOMERS	T3 INT INDUSTRIAL TRANSPORTATION T3ID (40)	GREENVILLE, KY (40)	2	2	2	2	2	2	2	2	2	2	2
T3ID	PADUCAH	TRANSPORTATION CUSTOMERS	T3 INT INDUSTRIAL TRANSPORTATION T3ID (40)	PADUCAH, KY (40)	2	2	2	2	2	2	2	2	2	2	2
T3ID	PADUCAH	TRANSPORTATION CUSTOMERS	T3 INT INDUSTRIAL TRANSPORTATION T3ID (40)	CALVERT CITY, KY (40)	1	1	1	1	1	1	1	1	1	1	1
T3ID	PADUCAH	TRANSPORTATION CUSTOMERS	T3 INT INDUSTRIAL TRANSPORTATION T3ID (40)	GRAND RIVERS, KY (40)	2	2	2	2	2	2	2	2	2	2	2
T3ID	PADUCAH	TRANSPORTATION CUSTOMERS	T3 INT INDUSTRIAL TRANSPORTATION T3ID (40)	MAYFIELD, KY (40)	2	2	2	2	2	2	2	2	2	2	2
T3ID	NASHVILLE	TRANSPORTATION CUSTOMERS	T3 INT INDUSTRIAL TRANSPORTATION T3ID (40)	BOWLING GREEN, KY (40)	4	4	4	4	4	4	4	4	4	4	4
T3ID	NASHVILLE	TRANSPORTATION CUSTOMERS	T3 INT INDUSTRIAL TRANSPORTATION T3ID (40)	RUSSELLVILLE, KY (40)	1	1	1	1	1	1	1	1	1	1	1
T3ID	NASHVILLE	TRANSPORTATION CUSTOMERS	T3 INT INDUSTRIAL TRANSPORTATION T3ID (40)	FRANKLIN, KY (40)	3	3	3	3	3	3	3	3	3	3	3







Town	Fiscal 2013	Fiscal 2013	Fiscal 2012	Fiscal 2012	Fiscal 2012	Fiscal 2012	Fiscal 2012	Fiscal 2012	Fiscal 2012	Fiscal 2012	Fiscal 2012	Fiscal 2012	Fiscal 2012	Fiscal 2012	Fiscal 2012	Fiscal 2012	Fiscal 2012	Fiscal 2012	Fiscal 2012
	November	December	January	February	March	April	May	June	July	August	September	October	November	December	January	February	March	April	May
DANVILLE, KY (40)	4800	4673	54185.55	54153.87	49794.23	14520.06	14063.62	6869.73	4578.39	7050.73	4269.6	9277.77	24939.65	39272.09	115354.43	117394.25	112825.52	73109.57	
HUSTONVILLE, KY (40)	276	299	3012.5	2886.6	1145.7	844.2	328.6	239.4	188.3	325	213.5	860.2	2114.9	2538.1	7063.75	6940.76	5010.27	4578.62	
JUNCTION CITY, KY (40)	553	552	9210.22	6828.51	4004.52	2088.74	1289.31	747.71	494.12	656.05	485.35	1688.54	3752.31	4088.26	20156.24	15673.86	10226.9	10422.61	
LANCASTER, KY (40)	936	941	11921.2	10508.2	7321.1	2673.7	2010.9	1037.5	801.4	1035.4	682.6	2287.1	5900.2	7470.4	25225.82	23619.82	19976.71	14791.07	
PERRYVILLE, KY (40)	250	269	3595.2	3198	1295.6	979.2	310.1	272.1	186	294	217.1	907.6	2451.7	3052.2	7304.72	8892.8	4775.16	4414.62	
STANFORD, KY (40)	845	860	9638.6	8891.1	4800.7	3029.9	1304.8	1098.4	768.9	1129.5	842.8	2495.5	7335	7295.5	21807.46	20617.71	16055.77	13996.93	
LEBANON, KY (40)	1761	1788	20449.81	20164.94	15322.37	5809.48	4491.73	2372.62	1816.99	2263.41	1658.57	3726.63	10245.11	15775.09	45086.54	44640.93	39342.13	28702.88	
SPRINGFIELD, KY (40)	797	796	9885.97	9311.1	5672.3	2015.94	1435.29	836.84	809.74	795.6	534.57	1884.96	5132.52	6258.49	20639.87	20352.38	16327.01	12242.53	
HARRODSBURG, KY (40)	2473	2486	30712.34	28799.51	19323.8	7710.73	4808.72	3067.71	2118.4	2800.02	2133	6388.92	17020.16	21079.37	65014.51	63254.46	52681.19	39896.26	
BURGIN, KY (40)	206	213	2939.8	2695.4	2730.8	1080	854.9	299.3	208.7	271.6	193.9	293.6	882.5	2081.8	6233.76	6172.44	6003.88	4238	
CAMPBELLVILLE, KY (40)	4517	4513	45304.64	40893.8	29206.91	10929.59	8265.75	5635.87	4093.73	5200.1	3583.52	9588.24	23832.51	30227.65	107309.87	101970.67	69290.12	68997.57	
GREENSBURG, KY (40)	762	776	7750	7317.04	6484.32	1708.16	1631.32	928.96	594.7	891.29	592.83	1474.99	3809.17	5691.96	18087.5	17761.24	16957.76	11603.97	
SHELBYVILLE, KY (40)	5238	7743	76588.53	71626.45	40176.64	19128.72	11672.56	8479.45	6019.55	9137.64	5872.46	15624.98	37691.95	58175.49	155658.8	159754.12	125344.53	101267.87	
LAWRENCEBURG, KY (40)	3201	3218	33702.05	32732.89	32398.8	8826.06	8443	3634.52	2493.55	3372.01	2068.27	4880.24	13774.17	23995.56	77629.34	76681.16	75421.08	50248.46	
LIVERMORE, KY (40)	372	379	4046	3779	3737	921.6	949.6	376.8	378	328.9	322.3	399	1075.9	2662.8	9475.6	9106.9	9048.2	6014.81	
SEBREE, KY (40)	0	0	0	13.5	0	0	0	0	0	0	0	0	0	0	0	44.88	0	0	
PADUCAH, KY (40)	0	0	0	0	0	0	0	0	0	0	0	0	-0.8	0	0	0	0	0	
BOWLING GREEN, KY (40)	0	0	0	0	0	0	0	0	0	0	0	0	0	28.2	0	0	0	0	
GLASGOW, KY (40)	0	0	0	0	0	0	0	0	0	0	0	0	0	0	0	0	0	0	
HOPKINSVILLE, KY (40)	0	3	1869.36	1907.42	1608.15	671.69	56.95	46.48	42.05	28.56	3225.85	1657.61	5709.73	4810.09	1777.69	1801.67	1613.13	1023.17	
PADUCAH, KY (40)	0	0	0	0	0	0	0	0	0	0	0	0	0	-300	0	0	0	0	
BOWLING GREEN, KY (40)	0	0	0	0	0	0	0	0	0	0	0	0	0	0	0	0	0	0	
SPRINGFIELD, KY (40)	0	1	47.7	39.7	21	8.3	2	0.9	0	1.8	2	7.1	22.5	28.3	330.05	325.01	313.23	305.23	
OWENSBORO, KY (40)	0	0	0	12	6.4	0	0.5	0	0	0	0	0	0	0	0	25.7	21.74	0	
MADISONVILLE, KY (40)	0	0	0	0	0	0	0	0	0	0	0	0	0	0	0	0	0	13.05	
RUSSELLVILLE, KY (40)	0	0	0	0	0	0	0	0	0	0	0	0	118.48	0	0	0	0	0	
JUNCTION CITY, KY (40)	0	1	1	0	0	0	0	0	0	1.7	0	6.8	14.1	15.4	0	0	0	0	
LAWRENCEBURG, KY (40)	0	0	3	0	0	0	0	0	0	0	0	0	0	15.8	0	0	0	0	
OWENSBORO, KY (40)	2410	2447	116233.1	112423.39	74630.13	29198.33	25912.22	22539.03	20821.98	21174.07	33324.46	33642.65	57091.9	77532.43	198369.13	193795.68	154645.33	106090.05	
BEAVER DAM, KY (40)	136	141	5008.11	4794.21	4324.01	1865.61	1408.15	987.82	1009.83	1290.07	1208.67	1329.7	2236.43	3731.8	9808.02	9836.36	9149.33	5705.16	
CALHOUN, KY (40)	71	72	1943.49	1815.92	1924.95	217.53	335.95	207.1	235.05	213.47	824.09	400.85	648.31	1140.57	4250.13	4187.51	4192.76	2453.96	
CLOVERPORT, KY (40)	29	29	990.18	779.43	318.02	228.86	115.04	132.04	121.81	109.4	136.01	282.78	589.85	1919.48	1989.2	1727.37	1217.62	1217.62	
FORDSVILLE, KY (40)	34	35	840.9	834.96	611	239.43	225.7	154.2	163.9	169.33	1045.61	147.2	301.8	625.7	2004.99	2028.46	2032.1	1313.37	
HARDINSBURG, KY (40)	139	153	4244.24	4361.45	1774.44	907.03	683.57	627.58	609.71	607.02	625.68	964.81	3081.74	3509.18	9048.86	9177.6	6217.87	5497.74	
HARTFORD, KY (40)	123	123	3823.26	3701.07	3354.56	856.69	879.68	664.4	478.93	527.08	478.01	1216.23	1384.87	2690.7	7828.78	7732.15	7380.52	4962.57	
HAWESVILLE, KY (40)	59	59	1243.87	1183.16	293.97	225.74	138.21	144.59	148.24	126.45	168.56	327.83	896.58	2988.26	3095.57	3016.88	2143.35	1433.35	
WHITESVILLE, KY (40)	43	41	883.95	893.85	1054.36	306.55	116.65	115.21	83.19	92.64	981.66	1535.49	353.84	892.8	2342.35	2443.24	2509.79	1687.2	
MADISONVILLE, KY (40)	842	858	39967.84	38384.69	29057.05	8705.2	8791.15	7191.86	6056.31	6678.12	9335.33	9773.61	17085.61	26281.01	66309.79	66978.42	57242.66	36270.5	
EARLINGTON, KY (40)	31	30	925.68	814.75	537.44	157.35	123.51	115.86	100.69	122.31	67.79	165.57	390.02	858.1	1888.24	1766.22	1520.53	1043.09	
HANSON, KY (40)	19	20	432.0	378.5	267.38	33.99	38	22.92	26.93	22.89	23.13	37.49	108.7	261.07	1103.22	1381.64	867.12	577.59	
MORTON'S GAP, KY (40)	17	18	1151.33	1008.3	579.19	741.66	829.3	842.88	580.38	-323.68	8.57	62.76	215.34	227.71	1677.76	1549.4	1155.84	1218.15	
NORTONVILLE, KY (40)	29	29	748.38	610.82	260.19	125.21	87.09	84.45	77.25	91.02	83.45	108.74	368.57	414.22	1783.22	1601.89	1178.2	1007.72	
ST. CHARLES, KY (40)	2	2	44.3	36.3	14.2	4.6	0.6	0	0	0	0	3.5	17.2	25.1	108.73	99.93	75.82	65.06	
SEBREE, KY (40)	99	101	3483.96	3411.99	3292.45	715.65	511.64	450.24	204.67	424.7	424.22	398.75	745.85	2128.63	8625.76	6718.31	6541.09	3847.22	
DIXON, KY (40)	36	38	805.96	836.73	711.29	85.65	92.89	58.08	47.93	670.75	147.89	841.99	274.78	506.78	2026.58	2060.41	1922.42	1207.51	
SLAUGHTERS, KY (40)	9	9	135.9	140.86	113.07	14.3	8.37	6.7	6.8	643.8	6	2935.79	36.87	95.09	424.95	394.37	285.73	285.73	
HENDERSON, KY (40)	14	14	222.32	232.53	579.56	68.29	75.2	41.3	40.11	44.04	38.74	56.04	187.78	522.31	604.55	615.78	1006.01	465.11	
PRINCETON, KY (40)	282	282	9837.12	8446.69	5949.21	2342.3	1949.09	2380.14	1602.74	3461.65	1402.04	6054.89	4426.07	6781	18836.64	17469.75	15052.4	10946.54	
CADIZ, KY (40)	186	186	5885.12	4623.02	3661.76	1709.77	1491.59	1184.63	1512.55	3340.29	1369.5	5212.58	4222.74	4350.69	11654.34	10532.47	9209.97	7116.5	
DAWSON SPRINGS, KY (40)	75	73	2772.08	2822.34	2500.08	883.09	995.06	720.88	538.51	690.27	952.27	663.35	1738.03	2462.92	5318.15	5420.28	5160.48	3281.4	
EDDYVILLE, KY (40)	60	63	1580.01	1512.05	834.83	509.93	497.2	442.4	409.05	494.88	486.64	845.61	876.79	929.85	3628.01	3523.26	2718.31	2360.92	
MARION, KY (40)	117	116	3096.21	2862.33	1662.82	663.71	531.36	498.35	417.62	516.18	409.81	622.5	1591.26	2122.78	8904.63	6569.56	5249.78	4180.09	
FREDONIA, KY (40)	22	22	525.1	520.3	465.5	115.8	68.6	39	27.9	52.1	26.9	39.5	106.9	309.5	1248.61	1232.33	1172.05	787.38	
HOPKINSVILLE, KY (40)	1033	1058	4150																

Town	Fiscal 2013 November Base Charge	Fiscal 2013 December Base Charge	Fiscal 2012 January Billed Volume	Fiscal 2012 February Billed Volume	Fiscal 2012 March Billed Volume	Fiscal 2012 April Billed Volume	Fiscal 2012 May Billed Volume	Fiscal 2012 June Billed Volume	Fiscal 2012 July Billed Volume	Fiscal 2012 August Billed Volume	Fiscal 2012 September Billed Volume	Fiscal 2012 October Billed Volume	Fiscal 2013 November Billed Volume	Fiscal 2013 December Billed Volume	Fiscal 2012 January Total Billed Cha	Fiscal 2012 February Total Billed Cha	Fiscal 2012 March Total Billed Cha	Fiscal 2012 April Total Billed Cha
HISEVILLE, KY (40)	11	11	290.4	243.8	109	47.3	30.4	17	17.2	13.6	13.8	21.6	107.8	176.6	679.44	628.18	479.9	412.03
HORSE CAVE, KY (40)	64	63	1951.93	1748.02	1217.86	810.3	428.51	202.34	189.21	165.86	169.94	279.89	847.48	1289.33	4157.12	3992.83	3319.65	2821.25
MUNFORDVILLE, KY (40)	100	102	3291.63	3006.77	1722.03	1262.14	722.91	815.35	787.32	751.44	853.9	1022.24	2287.25	2703.9	8532.78	6231.32	4834.23	4268.37
OAKLAND, KY (40)	7	7	833.03	662.33	249.42	52.77	148.6	3.8	3.07	3.57	177.76	108.49	883.51	588.83	967.27	826.72	454.36	238.04
PARK CITY, KY (40)	19	18	1170.5	1036.03	757.42	630	495.8	484.3	456.7	503.63	470.6	571.8	874.71	851.28	1835.57	1701.52	1430.98	1293
SMITH'S GROVE, KY (40)	49	54	1173.7	1100.5	478.2	438.9	289.4	247.5	265.2	237.5	260.1	322.6	944.8	1184.7	2851.07	2770.55	2116.02	1832.79
DANVILLE, KY (40)	657	667	25949.39	27244.65	24908.72	10964.82	9618.49	7530.52	6544.03	8392.72	4041.39	11157.74	14369.7	21670.1	48181.28	48501.22	46024.43	31067.33
HUSTONVILLE, KY (40)	24	24	468	461.4	150	91.9	51.8	43.7	49.7	41.9	27.7	89.3	279.5	332.9	1294.3	1227.54	945	851.09
JUNCTION CITY, KY (40)	46	45	2425.06	1742.24	1078.5	713.08	826.49	517.54	422.87	424.4	376.1	545.3	808.5	916.7	4204.86	3463.43	2744.81	2314.38
LANCASTER, KY (40)	73	77	2815.78	2390.59	1692.03	824.59	677.9	357.42	331.66	347.25	328.46	511.26	1284.2	153.3	5352.85	5117.36	4411.24	3087.05
PERRYVILLE, KY (40)	24	25	441.93	413.8	142.7	72.03	29.33	24.36	18.66	19.9	14.3	76	288.13	339.1	1296.13	1235.18	996.96	799.24
STANFORD, KY (40)	136	140	5222.84	4772.62	2894.08	1997.6	1378.43	1351.92	1115.94	1388.56	1153.93	1792.04	4426.44	4160.68	9818.26	9282.5	7247.5	6249
LEBANON, KY (40)	300	304	10163.63	9718.26	7252.07	3421.85	2628.02	2261.86	2058.32	2060.8	1605.32	2888.06	7532.7	8413.9	19835.63	19302.41	16791.39	12541.04
SPRINGFIELD, KY (40)	161	164	8625.37	8698.98	5858.47	2982.4	2203.91	1894.31	1186.26	1735.2	1130.83	3043.72	4588.1	5644.95	13892.32	13819.58	10786.69	8074.3
HARRODSBURG, KY (40)	315	328	12881.79	12129.44	9572.48	3347.57	3400.16	2834.95	1875.93	2734.62	1841.1	3603.53	6149.25	8305.32	23440.73	22568.56	20219.19	13402.87
BURGIN, KY (40)	14	14	390.07	411.37	372.27	119.77	96.53	20.6	29	35.05	25.93	35.4	120.27	279.73	949.07	872.5	859.49	521.74
CAMPBELLVILLE, KY (40)	586	579	23069.26	20732.79	19961.29	8681.91	5085.95	4407.5	2996.59	4637.16	3292.26	6771.48	11098.93	14790.27	41698.76	39287.24	34215.8	24254.51
GREENSBURG, KY (40)	133	134	2894.55	3031.36	2622.2	899.37	618.19	590.05	447.82	499.24	413.79	2217.55	1369.48	2549.48	7204.11	7354.5	6964.41	4799.3
SHELBYVILLE, KY (40)	583	747	25271.89	23845.79	14259.74	7108.01	5018.57	4489.37	4312.63	3437.48	4068.12	6057.15	10827.46	17948.08	46968.14	45368.31	35272.35	27427.94
LAWRENCEBURG, KY (40)	253	251	10351.31	9870.99	9818.52	3109.75	2886.06	1985.36	1294.18	2046.84	1198.01	2323.89	3962.73	7354.12	18395.44	17633.11	18140.02	10634.03
LIVERMORE, KY (40)	57	57	1849.64	1843.52	1762.99	456.3	346.61	222.1	229	190.15	470.81	1087.78	529.29	1034.33	3765.55	3765.92	3679.28	2217.94
STANFORD, KY (40)	0	0	0	0	0	0	0	0	0	1.4	0	0	0	0	0	0	0	0
OWENSBORO, KY (40)	1	1	1779	1791	0	3393	287	1968	0	3997	2356	1195	2200	466	1420.77	1428.33	0	2737.59
HAWESVILLE, KY (40)	1	1	5661	3784	5420	7173	8570	5921	9475	5874	8372	9133	5675	3638	3982.43	2682.92	3714.6	4818.99
PADUCAH, KY (40)	1	1	0	0	0	0	0	0	0	29373	64146	67245	69056	30434	0	0	0	0
CALVERT CITY, KY (40)	2	2	1408	1821	2742	0	5490	2000	2115	165555	-160269	3336	9412	22873	1487.04	1747.23	2327.46	300
GRAND RIVERS, KY (40)	0	1	0	0	0	0	0	0	0	0	0	0	0	0	0	0	0	0
MAYFIELD, KY (40)	1	1	831.6	1032.9	1248.5	1364.2	1597.7	1722.8	0	2657.4	0	2578.9	962.4	777.8	823.85	650.73	1086.56	1159.45
DANVILLE, KY (40)	2	2	2995.47	3493.19	2084.18	812.28	899.9	927.32	639.85	858.15	1088.9	543.92	1600.22	1862.26	2487.78	2800.71	1913.04	1174.73
HARRODSBURG, KY (40)	0	0	0	0	540	492	0	0	0	0	0	0	0	0	300	300	640.2	609.96
LAWRENCEBURG, KY (40)	0	0	0	0	0	0	0	0	0	0	0	0	0	0	0	0	0	0
OWENSBORO, KY (40)	17	17	4796.67	3906.21	2691.83	1234.09	982.59	860.03	758.14	795.35	966.42	1115.25	2191.13	2583.35	5570.19	4752.76	3465.8	1956.33
BEAVER DAM, KY (40)	1	1	111.87	77.01	108.95	4.64	3.71	0.4	0.13	0.13	0	0	10.07	51.82	152.05	114.71	148.69	35.1
CALHOUN, KY (40)	1	1	384.8	281	274	6.4	0	0	0	0	0	0	25.7	115.6	425.3	339.1	331.4	55.9
HARTFORD, KY (40)	1	1	62.5	69.2	57.7	7.4	7.3	2.8	3	3.3	3	2.9	13.7	43.1	96.75	105.13	93.47	38.14
HAWESVILLE, KY (40)	1	1	234.2	224.2	176.3	22.8	20.7	3.1	2.6	0.5	3.8	13.2	29.5	60.7	287.62	273.32	223.93	55.09
MADISONVILLE, KY (40)	6	6	2170.13	2348.88	1452.71	267.07	226.39	72.51	21.27	61	218.86	568.88	912.14	2263.24	2308.55	1616.14	506.76	0
SEBREE, KY (40)	2	2	345.62	375.71	322.43	72.09	2.39	0.4	0	0.8	0.79	1.33	260.27	436.9	470.9	414.68	139.3	0
DIXON, KY (40)	1	1	34.48	54.05	23.73	0	0	0	0	0	0	0	0.66	67.91	89.49	56.1	30	0
PRINCETON, KY (40)	3	3	843.93	501.61	428.91	352.22	236.08	284.54	0	401.67	261.92	108.31	256.76	329.07	815.15	664.87	621.7	506.84
CADIZ, KY (40)	8	8	5449.37	4792.14	1936.56	991.79	240.31	100.25	0	154.59	322.12	1016.5	4179.77	2859.18	4947.62	4405.73	1945.44	1122.18
DAWSON SPRINGS, KY (40)	3	3	344.29	228.17	254.82	31.27	24.25	24.31	0	47.62	29.67	25.66	89.71	522.23	337.79	370.3	124.4	0
MARION, KY (40)	3	3	1810.28	1481.72	962.51	714.69	503.38	508.06	0	1091.39	652.36	508.5	1295.48	1187.93	1626.89	1512.52	1079.79	767.58
FREDONIA, KY (40)	1	1	6.38	5.83	2.39	0.53	0.4	0.27	47.58	0	0	0	0.13	1.72	37	36.41	32.62	30.58
HOPKINSVILLE, KY (40)	14	14	5111.67	4263.23	3564.08	1555.86	1929.09	1428.26	1891.88	818.64	2518.83	1221.91	2277.41	2965.44	5356.57	4629.02	4019.89	1997.68
PADUCAH, KY (40)	5	5	513.5	1448.7	1388	802.9	761.1	658.7	1.8	1515.5	1639.6	1550.5	1459.3	2235.17	744.85	1498.02	1422.67	900.5
CALVERT CITY, KY (40)	2	2	1371.4	1511.1	76	95.2	19.4	7.4	0	5.1	0	85.1	158.5	460.1	1252.53	1259.64	143.6	164.72
MAYFIELD, KY (40)	1	1	1744.26	1648.04	1172.61	265.29	858.21	636.07	644.42	870.67	695.5	712.02	1100.5	1341.33	1472.08	1397.99	1031.91	410.27
BOWLING GREEN, KY (40)	29	31	31326.05	12380.5	6696.13	2421.16	1874.18	907.06	1043.89	1041.41	1334.09	2466.03	4007.29	7531.61	14194.45	12178.58	7442.25	3168.33
RUSSELLVILLE, KY (40)	3	3	976.62	1089.94	612.29	192.97	115.57	46.25	6.37	5.57	37.37	135.85	404.49	583.38	987.4	1080.26	698.43	302.26
ELKTON, KY (40)	3	3	1296.02	1436.29	1377.22	1395.6	1192.06	1133.3	1125.39	1309.47	1481.83	1094.49	1201.62	1292.39	1255.97	1401.75	1365.06	1366.01
FRANKLIN, KY (40)	15	15	10886.51	-1439.47	3108.85	1948.62	953.62	530.4	534.9	474.15	499.75	650.93	1418.25	2551.18	9782.15	6431.71	3514.78	2286.85
AUBURN, KY (40)	4	4	465.07	470.97	349.14	51.88	49.93	29.13	27.18	24.21	25.34	41.33	111.53	316.05	631.58	638.07	504.06	177.06
GLASGOW, KY (40)	13	13	2877.31	2344.98	2611.47	893.41	661.63	256.41	177.98	447.53	191.01	291.22	695.5	1818.93	3234.85	2831.34	3062.68	1309.77
HORSE CAVE, KY (40)	3	3	8751.2	7070.8	2412.2	392.6	200.1	105.6	126.									

All

Town	Fiscal 2013 November	Fiscal 2013 December	Fiscal 2012 January	Fiscal 2012 February	Fiscal 2012 March	Fiscal 2012 April	Fiscal 2012 May	Fiscal 2012 June	Fiscal 2012 July	Fiscal 2012 August	Fiscal 2012 September	Fiscal 2013 October	Fiscal 2013 November	Fiscal 2013 December	Fiscal 2012 January	Fiscal 2012 February	Fiscal 2012 March	Fiscal 2012 April
Base Charge	Base Charge	Base Charge	Base Charge	Base Charge	Base Charge	Base Charge	Base Charge	Base Charge	Base Charge	Base Charge	Base Charge	Base Charge	Base Charge	Base Charge	Base Charge	Base Charge	Base Charge	Base Charge
November	December	January	February	March	April	May	June	July	August	September	October	November	December	January	February	March	April	
Volume	Volume	Volume	Volume	Volume	Volume	Volume	Volume	Volume	Volume	Volume	Volume	Volume	Volume	Volume	Volume	Volume	Volume	
BC	BC	BC	BC	BC	BC	BC	BC	BC	BC	BC	BC	BC	BC	BC	BC	BC	BC	
EARLINGTON, KY (40)	4	4	287.71	260.41	153.19	36.46	30.29	5.27	4.42	8.93	5.08	39.22	111.2	179.19	447.48	406.44	288.51	160.12
HANSON, KY (40)	7	7	989.05	1054.87	730.39	292.05	285.55	208.26	216.61	209.93	215.6	317.41	740.38	791.02	1195.6	1254.63	953.31	531.25
MORTON'S GAP, KY (40)	1	1	19.8	10.8	4.52	3.81	0.57	1.9	1.68	1.46	1.79	11.87	11.87	15.57	51.78	41.88	34.97	34.19
NORTONVILLE, KY (40)	6	6	145.01	117.95	87.52	51.5	37.3	20.3	19.4	30.6	22.9	56.5	187.9	210.7	309.52	279.75	270.42	236.55
ST. CHARLES, KY (40)	1	1	4.1	3.6	1.3	1.6	0.7	0.6	0.3	1	0.5	1.2	4.5	6.8	34.51	33.96	21.43	31.76
SEBREE, KY (40)	13	13	803.51	863.67	717.52	357.41	138.1	54.61	35.35	32.39	38.89	81.11	160.43	501.67	1283.23	1321.85	1177.73	783.15
DIXON, KY (40)	17	17	2107.68	1860.84	1622.82	491.33	407.34	285.69	223.55	272.49	227.63	360.94	724.15	1442.47	2841.96	2363.16	2230.65	1050.45
SLAUGHTERS, KY (40)	4	4	220.34	171.33	130.07	21.42	21.79	6.36	10.47	-8.02	5.87	-4.44	10.25	58.48	362.38	308.47	263.08	143.56
PRINCETON, KY (40)	25	25	2239.44	2239.94	1444.77	392.2	321.63	171.47	131.16	124.1	141.86	347.08	934.87	1579.19	3247.9	3226.98	2399.25	1241.43
CADIZ, KY (40)	23	23	1731.27	1417.74	718.44	287.37	181.1	93.58	86.59	113.78	94	369.94	734.66	955.04	2394.82	2104.47	1472.78	1036.77
DAWSON SPRINGS, KY (40)	10	10	917.84	654.66	480.35	176.86	107.68	76.07	70.93	62.32	81.21	142.61	452.12	552.14	1254.19	1209.76	828.38	494.55
EDDYVILLE, KY (40)	19	19	1822.98	1637.14	832.51	467.12	256.84	151.57	115.09	156.27	137.5	297.68	895.68	1072.49	2407.47	2235.67	1461.03	1033.82
MARION, KY (40)	19	19	1375.54	1345.82	895.12	315.89	283.95	182.75	98.03	138.11	95.63	279.51	685.3	898.85	2094.01	2075	1584.64	847.25
FREDONIA, KY (40)	3	3	23.4	27	26.4	4.2	1.5	1.5	0.3	2.2	0.7	1.9	3.7	15	115.74	119.7	119.04	94.62
HOPKINSVILLE, KY (40)	68	68	8644.42	7646.64	5328.23	2389.97	1707.05	1235.96	898.58	835.79	918.04	1325.13	3010.85	5489.14	11011.4	10039.26	8745.09	4659.06
CROFTON, KY (40)	2	2	25.9	22.4	9.3	4.1	0.4	0.4	0.3	0.5	0.3	2	14.7	11	88.49	84.64	70.23	64.51
GREENVILLE, KY (40)	60	59	6228.13	5380.81	3205.7	1933.44	1192.87	985.77	702.13	892.68	704.3	1506.55	4385.98	4094.23	8104.31	7288.52	5148.76	3811.25
CENTRAL CITY, KY (40)	17	17	1988.97	1870.05	1715.96	612.58	720.77	501.36	217.28	742.61	428.66	736.02	1003.63	1502.06	2433.49	2329.34	2176.8	1075.05
BREMEN, KY (40)	5	5	706.53	566.21	58.16	41.91	1.6	2.7	12.98	38.04	23.79	23.54	28.6	812.88	699.55	435.27	213.98	159.99
POWDERLY, KY (40)	12	12	1341.24	1228.84	759.78	166.37	156.17	42.95	37.66	40.03	38.6	155	541.49	607.45	1823.74	1710.35	1195.75	543.23
SACRAMENTO, KY (40)	4	4	156.2	161.9	81.3	33.6	11.6	8.4	7.4	8.1	8.4	27	129.9	291.82	287.09	209.43	155.96	
PADUCAH, KY (40)	93	94	14023.45	12988.11	9206.18	3950.03	3000.47	1581.97	1128.7	2005.71	1397.45	3774.53	7782.91	10517.31	16688.15	15758.47	12149.62	6594.4
CALVERT CITY, KY (40)	9	9	595	569.79	210.74	48.1	30.3	18.6	21	24.9	36.3	550.1	465.4	507.2	920.14	899.57	501.82	322.91
GILBERTSVILLE, KY (40)	1	1	22.1	17.2	5.4	0.9	0.9	0.8	0.8	1.1	0.9	0.7	13.5	14.6	54.31	46.52	35.94	30.99
GRAND RIVERS, KY (40)	4	4	73.6	69.9	59.1	8.3	8.3	2.1	2	2	1.6	3.8	23.2	46	200.95	196.89	185.01	129.13
MAYFIELD, KY (40)	44	44	4858.54	4106.84	2422.85	794.79	592.6	427.85	334.55	431.42	390.3	681.01	2286.25	3363.56	6441.04	5735.95	3969.93	2154.28
WATER VALLEY, KY (40)	2	2	43.6	43.1	14.7	2.9	1.6	1.7	1.2	1.3	1.3	2.4	27	107.99	107.99	76.17	63.19	
WINGO, KY (40)	3	3	251.05	253.17	205.81	21.54	28.54	6.33	2.85	11.44	6.23	37.35	96.25	201.52	365.16	368.49	316.18	113.81
SYNOPSIS, KY (40)	4	4	134.4	121.9	106.8	18.3	18.3	9.3	4.9	7.2	4.7	14.9	37.2	77.8	267.84	254.09	237.48	141.78
BOWLING GREEN, KY (40)	191	203	18739.86	16559.9	11390.38	9334.63	6256.36	6156.43	7033.66	8158	14678.82	12121.39	21029.71	25363.75	25488.47	20350.76	17281.54	11520.5
RUSSELLVILLE, KY (40)	32	32	1827.86	1655.1	911.91	509.54	275.15	142.38	125.59	119.8	140.88	244.43	840.33	1195.23	2917.81	2771.45	1853.11	1520.5
ADAIRVILLE, KY (40)	6	6	392.01	418.02	185.38	104.52	74.83	67.31	59.26	67.37	71.05	79.79	291.59	277.67	611.21	639.82	385.03	255.41
ELKTON, KY (40)	19	19	1567.88	1560.34	1111.66	348.32	279.39	157.15	140.85	175.81	192.04	239.09	623.78	1084.14	2195.59	2225.94	1782.82	953.15
FRANKLIN, KY (40)	29	29	4299.33	4289.73	3732.04	1586.01	1289.01	818.9	688.59	695.23	753.43	938.68	1633.89	3095.36	5266.43	5236.97	4681.8	2566.61
AUBURN, KY (40)	5	5	239.88	204.49	166	39.04	34.79	19.37	14.53	26.56	34.12	31.53	56.74	121.25	413.87	374.94	332.6	191.84
WOODBURN, KY (40)	2	2	28.5	23.6	17.1	3.9	2.6	0.2	1.2	1.7	1.3	1.7	3	5.5	91.35	85.96	78.81	64.29
GLASGOW, KY (40)	57	58	6342	6167.35	5374.07	1741.37	1562.52	1080.57	1050.43	938.64	1086.93	1321.46	2397.23	4251.1	8501.9	8310.65	7509.22	3644.51
CAVE CITY, KY (40)	5	5	125	85.3	41.39	14.15	9.82	10.39	9.92	7.52	8.19	9.46	34.41	65.94	281.12	243.83	195.63	165.56
HISEVILLE, KY (40)	2	2	26.8	21.1	9.1	1.8	0.9	0.6	0.6	0.8	0.8	0.9	8.9	18.8	89.26	83.21	70.01	61.98
HORSE CAVE, KY (40)	8	8	1512.6	1337.42	956.35	864.79	656.09	478.52	373.42	401.1	463.79	845.5	914.32	1103.64	1687.63	1636.68	1197.5	1103.44
MUNFORDVILLE, KY (40)	10	10	794.74	639.44	328.6	208.18	46.23	17.08	15.03	21.42	58.19	35.25	513.11	748.17	1114.58	978.57	651.46	529
OAKLAND, KY (40)	3	3	122.05	86.96	25.22	5.65	1.3	0.3	0.5	0.87	1.23	4.69	55.61	45.24	224.26	185.65	117.74	96.11
PARK CITY, KY (40)	2	2	33.1	34.5	12.9	2.3	1.7	1.9	1.9	1.9	0	0	19.1	19.1	95.41	98.28	74.19	52.53
SMITH'S GROVE, KY (40)	5	5	169.3	152	56.2	31	14.3	6.3	7.3	13.2	17.2	19.6	111.7	120.8	366.23	347.2	241.82	244.1
DANVILLE, KY (40)	108	110	13785.34	12513.92	12642.58	5003.8	4840.27	2769.33	1558.42	2709.14	1775.77	3472.98	8226.15	10469.09	16835.06	16616.13	15899.07	8274.37
HUSTONVILLE, KY (40)	4	4	84.5	67.5	30.9	17.6	12.1	7	16.9	4.7	10.6	24.2	59	73.7	212.95	194.25	153.99	139.36
JUNCTION CITY, KY (40)	6	6	745.03	560.54	359.25	187.35	127.89	82.48	87.26	59.68	73.59	217.58	405.78	475.06	968.56	891	575.17	386.09
LANCASTER, KY (40)	20	20	2126.24	1731	1187.36	452.29	330.23	180.73	140.51	142.95	142.58	331.88	996.27	1367.16	2845.75	2507.81	1902.14	1057.51
PERRYVILLE, KY (40)	8	8	496.29	459.55	170.93	121.61	51.84	32.99	34.82	29.17	45.82	80.03	383.23	413.98	785.92	745.5	428.02	373.78
STANFORD, KY (40)	23	24	2437.41	2206.69	1215.97	791.35	353.42	206.7	182.07	207.82	249.97	450.39	2093.18	2596.77	3363.51	3131.12	2057.58	1690.48
LEBANON, KY (40)	46	50	4341.45	4079.64	3057.52	1205.28	917.59	633.43	528.66	549.58	463.54	979.11	1986.71	3292.14	6073.31	5809.52	4700.68	2765.82
SPRINGFIELD, KY (40)	24	24	1744.99	1633.15	986.39	322.47	256.97	172.75	142.96	180.34	146.43	330.74	936.99	971.94	2612.04	2497.01	1805.03	1074.71
HARRODSBURG, KY (40)	39																	

Town	Fiscal 2013 November	Fiscal 2013 December	Fiscal 2012 January	Fiscal 2012 February	Fiscal 2012 March	Fiscal 2012 April	Fiscal 2012 May	Fiscal 2012 June	Fiscal 2012 July	Fiscal 2012 August	Fiscal 2012 September	Fiscal 2013 October	Fiscal 2013 November	Fiscal 2013 December	Fiscal 2012 January	Fiscal 2012 February	Fiscal 2012 March	Fiscal 2012 April
Base Charge	Base Charge	Billed Volume	Billed Volume	Billed Volume	Billed Volume	Billed Volume	Billed Volume	Billed Volume	Billed Volume	Billed Volume	Billed Volume	Billed Volume	Billed Volume	Billed Volume	Total Billed	Total Billed	Total Billed	Total Billed
November	December	January	February	March	April	May	June	July	August	September	October	November	December	January	February	March	April	
GLASGOW, KY (40)	2	2	26307	22441	24243	23250	22018	16093	19706	18231	19308	15415	20644	19493	15174.13	14092.57	14718.97	14234.62
HORSE CAVE, KY (40)	1	1	12541	12504	12056	12973	13222	12467	13255	12993	12627	12045	15050	13327	8200.83	8240.52	7895.28	8472.99
DANVILLE, KY (40)	1	1	0	0	0	67	1884	5545	2705	2511	5717	5482	3083	300	300	300	300	342.21
LEBANON, KY (40)	1	1	0	0	0	0	1191	5089	8163	8488	7769	7413	4881	3064	300	300	300	300
SPRINGFIELD, KY (40)	2	2	15919	16541	16715	16053	14582	13207	13338	14279	14671	12450	16110	14771	10628.97	11020.80	11130.45	10713.39
HARRRODSBURG, KY (40)	2	2	11750	12774	10446	10442	10777	10320	10411	10815	12384	12568	15506	17269	7702.5	8347.62	6880.98	6878.46
SHELBYVILLE, KY (40)	3	3	26620	68348	66795	66553	59327	58929	58778	58670	61756	54594	84708	60800	20059.6	33044.82	32902.87	33062.15
LAWRENCEBURG, KY (40)	6	6	55018	68993	59637	56235	41879	45504	36616	15145	39057	45106	65914	72206	33925.04	39724.67	34965.03	32978.07
HAWESVILLE, KY (40)	2	2	121588	124845	113707	113897	106904	112077	107363	111263	116808	111939	116663	111058	10362.04	10512.6	9721.56	9720.76
CALVERT CITY, KY (40)	2	2	87635	104118	96221	75899	72420	148886	76838	75601	73842	61974	66517	76192	7804.7	9130.62	8720.15	7201.48
RUSSELLVILLE, KY (40)	1	1	254407	278112	250976	263387	252568	266833	242982	264995	272961	265656	259220	255222	20652.56	22548.66	20378.08	21370.96
GLASGOW, KY (40)	2	2	28501	30723	26614	25825	23568	22933	20765	22024	21305	21190	23870	26355	4242.84	4512.86	3685.55	3596.97
HORSE CAVE, KY (40)	1	1	22250	22564	21512	23222	22046	23540	23170	21797	19490	18327	21742	20180	8037.5	8094.8	7829.2	8193.3
DANVILLE, KY (40)	1	1	11593	12779	11823	11062	11085	11002	10588	11791	12935	13579	13738	12695	2270.81	2472.43	2309.91	2180.54
OWENSBORO, KY (40)	1	1	15082	14162	12297	10067	9409	8253	7542	6747	7237	7566	10006	11754	11990	11303.74	9867.69	9150.59
MADISONVILLE, KY (40)	4	4	4118	4969	3529	2842	2479	2025	2062	1661	1124	1940	3089	2941	4766.86	5360.75	4268.45	3746.17
PRINCETON, KY (40)	2	2	2611	2999	2598	2531	2373	2189	2023	2035	1929	2374	2808.47	2964.01	3107.23	2790.76	2189.02	2790.76
FREDONIA, KY (40)	1	1	2284	2504	1977	1026	802	596	518	474	512	524	966	1752	2187.88	2327.08	1921.29	1189.02
HOPKINSVILLE, KY (40)	2	2	3031	3231	2953	2538	2389	2010	1826	1640	2071	1978	2454	2911	3131.67	3265.87	3071.81	2752.26
GREENVILLE, KY (40)	1	1	1692	1743	1498	1314	1175	1018	925	875	796	976	1228	1419	1701.84	1741.11	1552.45	1410.78
PADUCAH, KY (40)	1	1	787	922	822	528	423	370	313	302	346	409	463	687	1004.99	1109.94	1031.94	805.56
BOWLING GREEN, KY (40)	1	1	5580	5379	4923	4565	4432	4203	3993	3827	3592	3872	4605	4970	4695.6	4540.83	4189.71	3914.05
RUSSELLVILLE, KY (40)	0	1	1367	0	0	0	0	1095	1013	927	1069	943	0	1277	1451.59	0	0	0
GLASGOW, KY (40)	1	1	2081	2087	1978	1773	1694	1803	1666	1458	1858	1352	1633	1631	2001.37	2005.99	1920.52	1764.21
DANVILLE, KY (40)	2	2	7422	8537	7519	5447	5335	4019	3463	3109	3749	4289	5548	7525	6512.94	7371.49	6586.86	4992.19
SHELBYVILLE, KY (40)	1	1	1184	1203	1090	1110	1092	1044	594	853	961	1032	1235	1199	1310.58	1325.31	1230.6	1263.7
OWENSBORO, KY (40)	7	7	40117	44927	41052	38368	36274	34955	33333	33120	35019	33060	41558	28666.49	29060.51	27165.41	25153.62	25153.62
BEAVER DAM, KY (40)	4	4	11153	13170	11769	8618	8579	8387	7380	7311	7540	6994	10008	10568	10183.81	11736.9	10873.53	8216.35
HAWESVILLE, KY (40)	1	1	3512	4367	4455	3766	2381	4680	3778	3806	2784	2919	4997	3781	3193.24	3761.59	3630.12	3313.45
MADISONVILLE, KY (40)	6	6	15388	15698	15126	11969	14006	11835	10407	11660	11691	12232	14029	17171	14242.75	14482.23	14041.02	11610.13
HANSON, KY (40)	1	1	670	2078	1945	54	24	2	2	1	8	96	813	1068.9	1068.9	1896.69	810.18	810.18
PRINCETON, KY (40)	1	1	27463	29826	25902	23968	19645	18646	23024	22666	25090	24851	26496	28225	18215.5	19387	17425	16468
HOPKINSVILLE, KY (40)	14	14	45848	57220	54400	43547	38610	39315	37939	32473	36790	33967	45701	47581	41054.96	49495.66	47403.07	38843.22
PADUCAH, KY (40)	2	2	14826	16298	13286	9848	8904	9071	8478	8406	7975	8284	9143	11216	12613.02	13747.23	11434.92	8810.76
CALVERT CITY, KY (40)	3	3	4479	5240	5067	3754	3065	3244	2710	2808	2440	2487	8881	10294	4246.83	4832.8	4696.59	3688.58
MAYFIELD, KY (40)	1	1	3413	3085	2744	1251	1312	720	497	308	316	510	1586	2443	3027.01	2774.45	2511.85	1392.27
BOWLING GREEN, KY (40)	20	20	163187	170752	162950	146348	131560	127800	118342	108628	128245	127501	151068	163449	120749.13	130635.63	126062.61	114598.04
RUSSELLVILLE, KY (40)	1	1	9059	9936	8724	6939	3736	3992	3694	4039	4752	3252	4258	7631	7374.43	8048.72	7118.48	5742.03
FRANKLIN, KY (40)	4	4	16956	21318	18837	16596	15433	15200	14799	13899	14801	12435	16653	16808	14684.82	18038.89	16183.99	14399.92
GLASGOW, KY (40)	6	6	38203	44619	40064	33429	30977	29167	27726	26622	28963	27536	33910	43045	31835.08	35824.61	32242.12	27287.07
HORSE CAVE, KY (40)	4	4	12924	13995	12724	11546	10463	9289	8267	9064	10145	10082	12148	14739	11148.48	11973.15	10984.48	10511.42
DANVILLE, KY (40)	4	4	20789	24306	20243	20027	18196	17443	17437	14155	16775	16434	19092	19783	17598.13	20311.62	17833.11	17016.79
STANFORD, KY (40)	1	1	6509	7763	7428	5766	5253	4850	4667	4402	4762	4848	6332	5748	5410.93	6276.61	6118.56	4638.82
LEBANON, KY (40)	7	7	19004	24925	22117	18151	13554	11456	8797	10105	11363	11876	17005	19067	17027.08	21588.25	19424.09	13997.57
SPRINGFIELD, KY (40)	2	2	3325	4789	3705	2419	2025	1798	1642	1425	1838	1687	2281	3460	3358.25	4485.53	3650.85	2660.63
HARRRODSBURG, KY (40)	3	3	7891	8684	7615	4488	3520	2392	3151	5406	4205	4362	6408	20349	8674.07	7484.68	6584.55	4181.49
CAMPBELLVILLE, KY (40)	2	2	4307	4652	3897	2627	2116	1812	1791	1445	1748	2007	2899	3584	4114.39	4380.04	3798.69	2820.79
SHELBYVILLE, KY (40)	8	8	49066	58560	52783	45477	43135	40914	38697	35909	38977	39045	46541	47760	40545.41	47181.06	43407.5	38209.29
LAWRENCEBURG, KY (40)	2	2	4466	5208	4658	4446	4071	3925	4091	3460	4294	4216	4893	4405	4236.82	4808.16	4384.66	4221.42
HAWESVILLE, KY (40)	2	2	246503	299599	273129	278915	280302	280367	275719	281074	278013	273620	298397	269097	21074.95	25511.69	23352.91	23770.77
SEBREE, KY (40)	1	1	67874	71447	68542	64644	60240	58560	61785	52718	61758	57504	73575	71857	3890.08	4058.01	3827.47	3736.27
RUSSELLVILLE, KY (40)	1	1	9213	14631	12296	9509	8899	9396	8956	7313	6741	6642	6522	7195	4814.37	7468.19	6325.04	4959.41
HAWESVILLE, KY (40)	1	1	132023	185574	130691	92164	134685	101629	121225	100193	137738	146477	107622	110971	14992.53	17001.86	14676.01	11479.88
MADISONVILLE, KY (40)	1	1	16824	20946	18670	18723	18176	17708	16869	17007	14682	22225	17343	7029.6	8578.4	8168	7877.2	7877.2
CALVERT CITY, KY (40)	2	2	101574	138234	131572	127753	116273	111052	109081	94278	1167							

Use 050 Atmos Use 050 Atmos Use 050 Atmos Use 050 Atmos Use 050 Atmos Use 050 Atmos Use 050 Atmos Use 050 Atmos Use 050 Atmos Energy-Kentucky  
Charge Month Charge Month Charge Month Charge Month Charge Month Charge Month Charge Month Charge Month Charge Month  
Customer Statu Customer Statu Customer Statu Customer Statu Customer Statu Customer Statu Customer Statu Customer Statu Customer Statu

Total Operating Total Operating Total Operating Total Operating Total Operating Total Operating Total Operating Total Operating Total Operating Revenue  
View View View View View View View View View

Town	Fiscal 2012	Fiscal 2012	Fiscal 2012	Fiscal 2012	Fiscal 2012	Fiscal 2013	Fiscal 2013	Fiscal 2013	
	May	June	July	August	September	October	November	December	
Total Billed	Cha	Total Billed	Cha	Total Billed	Cha	Total Billed	Cha	Total Billed	Cha
May \$	June \$	July \$	August \$	September \$	October \$	November \$	December \$	May \$	June \$
PRINCETON, KY (40)	954	949	932	948	937	939	1,206	1,217	
CADIZ, KY (40)	1141.55	1103.93	1083.8	1115.26	1083.2	1143.42	1296.98	1361.66	
DAWSON SPRINGS, KY (40)	737.04	740.74	701.84	701.84	732.42	721.23	790.27	796.64	
HOPKINSVILLE, KY (40)	13.16	13.16	13.05	12.94	12.5	13.49	13.16	13.27	
GREENVILLE, KY (40)	13.38	12.61	14.04	11.07	13.38	12.5	13.82	13.93	
PADUCAH, KY (40)	12841.28	12523.66	11435.61	12191.93	12370.55	12857.99	9228.66	14404.97	
CALVERT CITY, KY (40)	290.77	284.5	288.24	285.05	281.31	307.93	342.69	354.13	
MAYFIELD, KY (40)	3199.7	3063.65	3090.83	3063.66	3056.95	3174.96	3546.77	3758.87	
SYMSONIA, KY (40)	41.02	39.26	38.5	39.48	38.6	38.93	44.43	55.21	
GLASGOW, KY (40)	1435.78	1385.73	1406.2	1394.76	1401.36	1476.6	1769.77	1740.27	
CAVE CITY, KY (40)	327.87	324.68	321.05	322.48	319.62	329.74	364.72	388.57	
DANVILLE, KY (40)	13.82	13.71	13.05	14.81	13.6	13.49	13.52	13.6	
OWENSBORO, KY (40)	444485.33	420881.81	417621.52	416276.52	416275.03	440467.94	565075.09	626349.49	
BEAVER DAM, KY (40)	17727.86	15278.72	15195.34	14945.26	14945.08	15672.72	19679.24	23558.54	
CALHOUN, KY (40)	5190.52	4740.63	4547.76	4506.81	4511.65	4770.43	6031.76	7203.16	
CLOVERPORT, KY (40)	4484.14	3764.96	3736.57	3652.76	3517.54	3638.34	4482.03	6134.89	
FORDSVILLE, KY (40)	4507.62	3728.7	3697.86	3640.76	3578.43	3719.8	4589.74	5870.43	
HARTFORDSBURG, KY (40)	10712.17	10355.32	10339.99	10214.93	10360.9	11799.14	15935.67	16209.08	
HARTFORD, KY (40)	16850.65	16448.83	16265.3	15955.63	15844.63	16442.31	20484.43	24856.49	
HAINESVILLE, KY (40)	6399.25	5953.77	5701.21	5537.01	5458.25	5675.35	6569.17	851.97	
WHITESVILLE, KY (40)	7114.67	6162.47	6045.65	6076.59	5995.53	6212.32	7404.51	9650.99	
MADISONVILLE, KY (40)	107884.91	97706.83	94771.97	97199.1	92975.66	104956.41	133691.53	159368.51	
EARLINGTON, KY (40)	6661.78	6174.69	6038.95	6167.58	5675.53	6629.1	9497.64	11307.73	
HANSON, KY (40)	3561.53	3204.03	3163.5	3192.46	3129.55	3606.4	4362.5	5169.65	
MORTON'S GAP, KY (40)	3432.76	3378	3213.14	3274.46	3216.49	3871.72	5893.84	5813.26	
NORTONVILLE, KY (40)	5607.67	5249.56	5215.53	5265.4	5269.43	6053.51	8642.81	8723.92	
ST. CHARLES, KY (40)	552.85	526.74	516.43	524.06	510.42	518.66	790.69	854.08	
SEBREE, KY (40)	19902.24	17876.65	17363.2	17695.72	17082.3	16259.38	21643.49	27949.27	
DIXON, KY (40)	3186.68	2896.07	2769.39	2833.56	2814.08	3154.99	3810.68	4921.34	
SLAUGHTERS, KY (40)	1496.08	1315.52	1271.46	1288.95	1263.38	1352.82	1741.9	2152.53	
HENDERSON, KY (40)	7277.74	6598.78	6359.43	6571.28	6229.76	6834.66	7664.77	10127.93	
PRINCETON, KY (40)	34913.32	31725.81	31006.8	31807.42	30891.26	34668.94	44438.43	51378.37	
CADIZ, KY (40)	11788.87	11272.65	10852.64	11237.52	11005.08	12624.32	16491.01	17933.66	
DAWSON SPRINGS, KY (40)	11922.9	11067.35	10760.37	11020.62	10624.02	12355.64	15794.41	17921.98	
EDDYVILLE, KY (40)	4231.84	4026.42	3929.01	3944.45	3850.72	4473.79	5817.81	5935.49	
MARION, KY (40)	11931.73	11202.76	10772.86	10892.07	10589.08	12107.35	16246.69	18065.22	
FREDONIA, KY (40)	2653.97	2232.3	2220.49	2266.62	2220.31	2261.58	2823.37	3675.12	
HOPKINSVILLE, KY (40)	126825.25	125880.21	123054.58	122993.32	118242.79	131379.57	172792.79	196629.82	
CROFTON, KY (40)	3894.7	3629.81	3509.47	3567.4	3479.52	4010.52	5587.95	5320.54	
GREENVILLE, KY (40)	24075.92	22098	21431.43	22062.47	21281.62	23501.7	31716.69	36282.19	
CENTRAL CITY, KY (40)	23040.32	20035.28	19612.1	19847.11	19357.09	21236.77	26848	31685.07	
BREMEN, KY (40)	3775.72	3546.29	3479.79	3479.39	3485.3	3957.5	5180.02	5480.66	
POWDERLY, KY (40)	2840.65	2742.56	2690.15	2734.6	2654.08	3002.05	3821.97	4210.01	
SACRAMENTO, KY (40)	3334.94	3348.33	3261.75	3319.43	3252.03	3746.88	5295.68	5595.49	
PADUCAH, KY (40)	267678.71	250131.48	242611.53	246562.22	238387.33	265215.11	336288.29	389516.33	
CALVERT CITY, KY (40)	11078.24	10950.35	10767.5	11036.7	10817.56	13014.78	17451.42	18795.55	
GILBERTSVILLE, KY (40)	1884.94	1883.02	1869.3	1773.31	1721.65	1951.04	2265.42	2561.4	
GRAND RIVERS, KY (40)	8111.71	6679.96	6266.37	6568.2	6420.31	6781.77	6819.13	8068.1	
MAYFIELD, KY (40)	73314.25	67037.78	65308.83	66144.41	64528.17	71760.84	91652.45	110845.51	
WATER VALLEY, KY (40)	1256.5	1190.61	1164.68	1179.36	1167.15	1366.9	1783.54	2321.53	
WINGO, KY (40)	4234.56	3842.36	3708.22	3787.58	3689.41	4114.44	4845.77	6696.72	
SYMSONIA, KY (40)	4608.91	3655.74	3849.11	3853.03	3867.37	3962.71	4666.92	5817.12	
BOWLING GREEN, KY (40)	316159.52	291844.58	286754.05	283900.27	285477.86	302630.48	386726.1	441127.51	
RUSSELLVILLE, KY (40)	36204.03	34086.03	33580.73	33162.66	33170.57	36755.18	50588.83	55778.59	
ADAIRVILLE, KY (40)	4363.34	4280.1	4202.29	4155.04	4196.07	4757.05	7608.99	7308.79	
ELKTON, KY (40)	8814.19	7889.53	7832.06	7885.44	7744.7	8532.66	11292.69	13417.28	
FRANKLIN, KY (40)	48540.67	43435.71	42838.56	42265.99	42320.72	44755.84	56645.51	68050.98	
AUBURN, KY (40)	6739.12	5889.63	5817.04	5784.51	5788.81	6285.84	8130.33	9759.52	
WOODBURN, KY (40)	2472	2258.91	2268.69	2215.51	2221.27	2305.91	2898.62	3573.31	
GLASGOW, KY (40)	86248.64	59557	57887.23	56133.39	56397.49	56519.42	72023.5	80343.02	
CAVE CITY, KY (40)	8152.64	7734.65	7588.19	7894.51	8112.67	8923.91	11718.3	12871.69	
HISEVILLE, KY (40)	1162.56	1100.9	1053.26	958.14	983.41	1146.03	1470.23	1869.12	
HORSE CAVE, KY (40)	10204.38	9276.44	9249.1	9181.58	9208.76	9853.61	12964.06	14668.38	
MUNFORDVILLE, KY (40)	5769.9	5549.74	5479.92	5522.47	5660.1	6175.45	8402.77	9264.64	
CAKLAND, KY (40)	1279.95	1219.6	1203.36	1232.43	1249.26	1450.63	2191.08	2164.2	
PARK CITY, KY (40)	2200.67	2129.33	2061.4	2044.43	2051.47	2391.75	3698.33	3563.91	
SMITH'S GROVE, KY (40)	4323.41	3354.58	3343.91	3396.37	3729.3	3905.92	6010.28	8066.69	

Town	Fiscal 2012		Fiscal 2012		Fiscal 2012		Fiscal 2012		Fiscal 2012		Fiscal 2013		Fiscal 2013		Fiscal 2013	
	May	June	July	August	September	October	November	December	May	June	July	August	September	October	November	December
DANVILLE, KY (40)	72889.27	64517.16	62323.72	64629.56	61144.14	67046.27	84933.61	101619.46								
HUSTONVILLE, KY (40)	4036.46	3763.01	3757.13	3882.5	3730.37	4466.22	5776.39	6517.21								
JUNCTION CITY, KY (40)	9605.74	8359.98	7531.03	7546.65	7283.89	8544.89	11026.76	11386.97								
LANCASTER, KY (40)	14061.79	12558.86	12206.54	12488.94	12112.59	13806.31	18190.22	19979.94								
PERRYVILLE, KY (40)	3639.21	3566.81	3354.6	3480.9	3413.81	4185.86	5621.87	6707.42								
STANFORD, KY (40)	12097.78	11163.32	11245.79	11629.95	11269.56	13254.2	18631	18782.53								
LEBANON, KY (40)	27115.9	24484.85	23743.36	24329.45	23574.4	25936.77	33282.13	39703.83								
SPRINGFIELD, KY (40)	11686.32	10633.02	10284.3	10317.68	10272.89	11873.46	15608.27	16834.35								
HARRODSBURG, KY (40)	36277.07	34243.79	32322.29	33077.78	32562.17	37355.64	49584.67	54261.22								
BURGIN, KY (40)	3852.89	3266.57	3054.57	3089.75	2713.29	2835.46	3655.75	4830.48								
CAMPBELLSVILLE, KY (40)	65942.3	62032.44	60128.09	60976.26	58276.59	66198.14	82678.25	89561.09								
GREENSBURG, KY (40)	11431.95	10544.33	9972.79	10220.01	10014.94	10947.16	13495.09	15923.11								
SHELBYVILLE, KY (40)	92486.14	89140.09	85571.49	89308.65	85562.62	95813.06	106666.94	160779.66								
LAWRENCEBURG, KY (40)	49301.42	43680.9	42367.67	43272.48	41652.05	44653.56	54779.89	66584.7								
LIVERMORE, KY (40)	6044.56	5151.98	5115.8	5035.69	4942.03	5126.4	5833.49	7666.58								
SEBREE, KY (40)	0	0	0	0	0	0	0	0								
PADUCAH, KY (40)	0	0	0	0	0	-30.88	0	0								
BOWLING GREEN, KY (40)	0	0	0	0	0	0	0	208.82								
GLASGOW, KY (40)	0	0	0	0	0	30	-30	36.99								
HOPKINSVILLE, KY (40)	635.88	329.29	326.49	317.99	2632.29	1944.29	4497.13	3930.35								
PADUCAH, KY (40)	0	0	0	0	0	0	0	0								
BOWLING GREEN, KY (40)	0	300	600	-240	300	300.06	0	-1079.65								
SPRINGFIELD, KY (40)	301.26	300.67	300	301.13	301.26	304.47	314.18	317.63								
OWENSBORO, KY (40)	0	0	0	0	0	0	0	0								
MADISONVILLE, KY (40)	0	0	0	0	0	0	0	0								
RUSSELLVILLE, KY (40)	0	0	0	0	0	0	0	0								
JUNCTION CITY, KY (40)	0	0	0	26.87	12.5	19.98	28.01	29.44								
LAWRENCEBURG, KY (40)	0	0	0	0	0	0	0	0								
OWENSBORO, KY (40)	100718.44	98164.85	93847.17	94203.66	104599.88	106673.08	133613.63	156046.53								
BEAVER DAM, KY (40)	5628.96	5256.6	4974.21	5273.41	5013.18	5297.88	6488.46	8235.47								
CALHOUN, KY (40)	2489.54	2387.81	2358.56	2364.81	2940.06	2870.93	2843.14	3414.61								
CLOVERPORT, KY (40)	1121.73	966.54	1015.24	1033.98	890.34	1019.6	1181.06	1518.83								
FORDSVILLE, KY (40)	1235.26	1189.62	1159.29	1208.27	2118.71	1181.92	1351.98	1768.27								
HARDINSBURG, KY (40)	5011.94	4950.32	4900.67	4957.7	5038.25	5321.28	7558.91	8450.1								
HARTFORD, KY (40)	4567.66	4160.84	4124.63	4149.79	4123.6	4822.94	5213.37	6539.77								
HAWESVILLE, KY (40)	1858.3	1882.03	1839.05	1812.61	1789.08	1925.43	2130.61	2755.23								
WHITESVILLE, KY (40)	1390.51	1386.73	1266.99	1331.9	2142.74	2651.79	1679.21	1962.08								
MADISONVILLE, KY (40)	34896.97	32493.78	31145.69	31647.98	30027.56	34840.02	44139.63	53935.63								
EARLINGTON, KY (40)	1035.86	987.44	950.75	1002.55	944.57	1052.13	1348.02	1623.91								
HANSON, KY (40)	581.8	565.2	569.62	585.19	565.45	611.26	689.56	887.17								
MORTON'S GAP, KY (40)	1250.42	1259.97	1065.44	138.98	519.42	580.15	746.86	790.48								
NORTONVILLE, KY (40)	995.8	802.9	894.97	880.12	871.8	989.61	1275.43	1325.65								
ST. CHARLES, KY (40)	60.66	60	60	60	60	63.86	78.92	87.61								
SEBREE, KY (40)	3582.79	3495.26	3195.13	3497.28	3734.26	3415.19	3791.16	5366.57								
DIXON, KY (40)	1212.16	1203.67	1132.63	1637.63	1242.88	1854.69	1382.22	1697.45								
SLAUGHTERS, KY (40)	309.2	247.36	247.47	336.44	246.6	2602.16	310.55	341.6								
HENDERSON, KY (40)	472.72	435.43	434.12	438.45	432.62	481.65	593.55	976.06								
PRINCETON, KY (40)	10394	10648.45	9783.02	11402.12	9702.25	13680.8	13265.85	15743.05								
CADIZ, KY (40)	6733.62	5483.09	6824.45	8201.67	6562.55	9940.71	9967.96	10124.2								
DAWSON SPRINGS, KY (40)	3374.56	3042.96	2792.36	2949.29	2607.39	2919.68	4131.58	4776.38								
EDDYVILLE, KY (40)	2316.92	2256.64	2219.96	2214.37	2205.3	2779.28	2764.47	2912.84								
MARION, KY (40)	3884.49	3848.18	3759.38	3807.8	3690.78	4014.75	5230.38	5815.06								
FREDONIA, KY (40)	735.46	702.9	690.69	717.31	688.59	703.45	777.59	1000.45								
HOPKINSVILLE, KY (40)	42135.41	40961.66	33777.6	44527.82	38458.11	43691.33	50711.13	62329.79								
CROFTON, KY (40)	940.07	939.43	897.51	936.15	894.39	963.74	1363.96	1311.11								
GREENVILLE, KY (40)	6099.13	5696.72	5815.26	5787.09	5500.43	5957.19	7129.86	8528.47								
CENTRAL CITY, KY (40)	8195.32	8031.05	7761.73	8362.5	7154.24	9561.45	9406.78	11373.48								
BREMEN, KY (40)	865.21	808.22	740.43	813.75	717.7	851.4	1316.5	1042.4								
POWDERLY, KY (40)	1824.25	1668.12	1580.34	1745.38	1559.3	1756.39	2319.17	2658.77								
SACRAMENTO, KY (40)	932.42	1136.45	891.28	973.3	864.05	1465.21	1237.96	1398.77								
PADUCAH, KY (40)	88495.93	88208.32	80510.25	83396.6	78188.18	89623.58	108426.73	132614.46								
CALVERT CITY, KY (40)	6196.63	6012.3	6267.3	6572.06	6048.7	6667.37	9205.71	10953.03								
GILBERTSVILLE, KY (40)	300.21	267.56	584.34	465.73	525.2	598.23	756.04	803.26								
GRAND RIVERS, KY (40)	2862.13	2681.62	2634.87	2785.44	2619.98	2796.41	3163.35	3939.82								
MAYFIELD, KY (40)	24377.46	23413.82	22228.35	23598.29	22453.03	25541.19	32011.25	37194.41								
WATER VALLEY, KY (40)	213.77	212.49	215.17	212.18	211.9	217.59	330.89	358.94								
WINGO, KY (40)	893.47	698.64	640.56	678.73	649.69	1101.9	761.34	948.34								
SYMSONIA, KY (40)	428.94	441.89	378.15	382.66	377.83	405.87	454.24	541.8								
BOWLING GREEN, KY (40)	106416.69	99592.04	96982.21	96777.6	98447.6	105494.47	142093.66	159885.72								
RUSSELLVILLE, KY (40)	14528.82	14625.18	13460.14	14835.95	14367.9	13876.19	16032.65	21372.16								
ADAIRVILLE, KY (40)	1444.07	1301.65	2777.02	7418.32	5459.34	2189.5	2181.13	1986.26								
ELKTON, KY (40)	4004.16	3771.5	3306.71	3836.88	4270.16	4001.7	5276.21	6632.55								
FRANKLIN, KY (40)	15205.47	15142.89	12663.72	12646.63	14040.63	13514.52	15723.23	20339.56								
AUBURN, KY (40)	1671.44	1567.12	1648.37	3712.53	3122.12	2954.32	2649.33	3134.22								
WOODBURN, KY (40)	301.51	408.03	438.38	435.37	440.7	514.2	1100.21	1162.58								
GLASGOW, KY (40)	29613.6	27281.88	27190.29	26866.6	26515.07	270										



Town	Fiscal 2012			Fiscal 2012			Fiscal 2012			Fiscal 2012			Fiscal 2013			Fiscal 2013			Fiscal 2013							
	May	June	July	August	September	October	November	December	May	June	July	August	September	October	November	December	May	June	July	August	September	October	November	December		
Total	Billed	Cha	Total	Billed	Cha	Total	Billed	Cha	Total	Billed	Cha	Total	Billed	Cha	Total	Billed	Cha	Total	Billed	Cha	Total	Billed	Cha	Total	Billed	Charge
May \$	June \$	July \$	August \$	September \$	October \$	November \$	December \$	May \$	June \$	July \$	August \$	September \$	October \$	November \$	December \$	May \$	June \$	July \$	August \$	September \$	October \$	November \$	December \$	May \$	June \$	Charge
HISEVILLE, KY (40)	393.44	378.7	378.92	344.96	345.18	353.76	446.58	524.26																		
HORSE CAVE, KY (40)	2391.36	2112.8	1978.13	1922.57	1926.84	2077.88	2862.22	3286.27																		
MUNFORDVILLE, KY (40)	3645.18	3626.89	3596.67	3676.59	3789.31	4034.46	5515.98	6025.83																		
OAKLAND, KY (40)	343.46	164.18	183.37	183.92	405.66	369.34	860.03	799.21																		
PARK CITY, KY (40)	1113.18	1102.73	1042.37	1124	997.66	1138.98	1501.7	1460.22																		
SMITHS GROVE, KY (40)	1908.34	1592.25	1611.72	1561.25	1606.11	1674.86	2479.28	2923.17																		
DANVILLE, KY (40)	29657.91	27564.73	26371.83	27987.33	24060.36	30854.73	34290.57	42375.87																		
HUSTONVILLE, KY (40)	806.98	768.07	774.67	766.09	760.47	818.23	1027.45	1056.19																		
JUNCTION CITY, KY (40)	2219.14	1979.29	1756.15	1756.84	1735.81	1948.81	2266.31	2358.37																		
LANCASTER, KY (40)	3085.68	2673.17	2644.36	2648.13	2681.3	2812.38	3730.62	3994.41																		
PERRYVILLE, KY (40)	692.26	686.8	650.33	621.99	676.39	803.6	1036.95	1123.01																		
STANFORD, KY (40)	5674.84	5433.33	5221.37	5536.22	5250.13	5942.73	8717.64	8566.57																		
LEBANON, KY (40)	11885.66	11150.15	10989.7	10831.19	10285.66	11940.45	16547.04	17994.14																		
SPRINGFIELD, KY (40)	7146.47	6862.45	6847.08	6337.36	5714.24	7820.96	9579.91	10788.77																		
HARRODSBURG, KY (40)	13340.17	12448.43	11243.5	12098.34	11205.18	13257.46	16128.64	18741.7																		
BURGIN, KY (40)	499.49	453.63	451.9	428.57	448.52	458.94	552.29	727.71																		
CAMPBELLSVILLE, KY (40)	22662.47	21445.07	19959.23	21268	20060.68	23407.43	28638.28	33028.99																		
GREENSBURG, KY (40)	4580	4408.95	4302.6	4329.18	4156.45	5964.27	5495.42	6796.77																		
SHELBYVILLE, KY (40)	25196.09	24376.34	23973.52	23011.63	23455.17	25932.7	29472.31	41951.99																		
LAWRENCEBURG, KY (40)	10390.32	9252.32	8443.6	9375.05	8367.31	9794.49	11586.33	15226.08																		
LIVERMORE, KY (40)	2691.26	1984.31	1991.99	1919.16	2197.88	2804.58	2292.22	2847.76																		
STANFORD, KY (40)	0	0	0	31.54	0	0	0	0																		
OWENSBORO, KY (40)	461.91	1539.64	0	3118.11	1784.28	1047.16	1686	693.59																		
HAWESVILLE, KY (40)	5699.1	4030.23	6269.25	4006.62	5674.36	8063.79	3875.26	2581.84																		
PADUCAH, KY (40)	0	15642.93	29899.66	31170.45	31925.26	31945.76	16077.94	300																		
CALVERT CITY, KY (40)	4358.7	1860	1932.45	7177.96	-67247.15	2701.66	6529.56	13277.93																		
GRAND RIVERS, KY (40)	0	0	0	0	0	0	0	300.19																		
MAYFIELD, KY (40)	1306.55	1385.36	0	2274.17	0	2224.7	906.31	790.01																		
DANVILLE, KY (40)	1148.04	1184.21	1005.1	1140.63	1286.01	942.67	1808.14	1786.82																		
HARRODSBURG, KY (40)	0	0	0	0	0	0	0	0																		
LAWRENCEBURG, KY (40)	303.16	0	0	0	0	0	0	0																		
OWENSBORO, KY (40)	1613.69	1546.03	1373.92	1414.88	1535.62	1736.76	2827.72	3395.51																		
BEAVER DAM, KY (40)	34.08	30.44	30.15	30.15	30	30	41.08	87.01																		
CALHOUN, KY (40)	37.04	30	30	30	30	30	58.27	157.16																		
HARTFORD, KY (40)	38.03	33.03	33.3	33.63	33.3	33.19	45.07	77.41																		
HAWESVILLE, KY (40)	52.77	33.41	32.85	30.55	34.18	44.52	62.45	96.77																		
MADISONVILLE, KY (40)	429.03	259.77	30	351.05	247.1	420.74	736.7	1053.29																		
SEBREE, KY (40)	62.62	60.44	0	60.87	60.67	60.88	61.65	346.31																		
DIXON, KY (40)	30	30	30	30	30	30	30	30.73																		
PRINCETON, KY (40)	379.59	493	30	521.83	378.11	209.14	372.44	451.97																		
CADIZ, KY (40)	504.34	350.23	0	660.07	594.34	1132.43	3722.44	2782.02																		
DAWSON SPRINGS, KY (40)	116.67	116.74	0	232.39	122.52	118.23	188.68	657.8																		
MARION, KY (40)	582.99	579.02	0	1189.15	681.76	630.18	1320.34	1251.43																		
FREDONIA, KY (40)	30.44	30.29	82.33	30	30	30	30.15	31.9																		
HOPKINSVILLE, KY (40)	2382.88	1922.62	2315.88	1320.82	2838.04	1731.89	2689.92	3433.33																		
PADUCAH, KY (40)	866.4	874.54	91.98	1476.1	1512.02	1443.05	1376.72	2120.69																		
CALVERT CITY, KY (40)	81.34	68.14	0	125.61	0	213.61	234.35	534.3																		
MAYFIELD, KY (40)	636.82	618.78	625.21	799.42	641.43	677.25	976.39	1161.83																		
BOWLING GREEN, KY (40)	2802.54	2413.92	1373.8	1853.18	2151.24	3231.59	4928.44	8278.71																		
RUSSELLVILLE, KY (40)	217.12	140.68	97	96.13	131.12	239.43	519.13	666.34																		
ELKTON, KY (40)	1181.77	1126.64	1116.89	1255.24	1419.47	1081.26	1170.15	1242.88																		
FRANKLIN, KY (40)	1455.05	1003.46	1038.41	941.56	969.72	1136.02	1975.2	3063.77																		
AUBURN, KY (40)	174.82	152.04	149.9	146.54	148.53	165.46	242.68	487.64																		
GLASGOW, KY (40)	1087.77	716.06	585.79	882.27	600.11	710.36	1152.62	2302.98																		
HORSE CAVE, KY (40)	310.11	206.16	229.04	222.22	246.64	220.24	1831.51	3658.75																		
MUNFORDVILLE, KY (40)	447.86	454.17	469.18	482.82	360.77	465.49	1132.62	1665.07																		
DANVILLE, KY (40)	1292.07	689.29	691.83	486.54	535.33	581.96	2172.58	3664.75																		
LANCASTER, KY (40)	601.01	683.4	684.17	674.93	826.62	468.56	771.95	1063.78																		
STANFORD, KY (40)	97.29	95.52	76.04	87.55	124.74	206.42	669.93	715.33																		
LEBANON, KY (40)	3385.24	3180.69	192.62	4402.38	132.11	5062.66	3662.39	3819.78																		
SPRINGFIELD, KY (40)	99.79	91.1	91.1	90.99	115.52	126.19	391.4	411.53																		
HARRODSBURG, KY (40)	849.49	1118.26	1171.66	853.73	526.87	554.7	1221.4	2873.65																		
BURGIN, KY (40)	30.44	30.11	30.11	30	30	30.11	30.22	30.11																		
CAMPBELLSVILLE, KY (40)	89.7	64.4	31.1	92.2	30	233	1094.44	1304.43																		
GREENSBURG, KY (40)	109.65	100.68	79.25	74.98	111.14	100.31	170.53	300.48																		
SHELBYVILLE, KY (40)	2280.51	2043.72	1805.87																							

All

Town	Fiscal 2012	Fiscal 2012	Fiscal 2012	Fiscal 2012	Fiscal 2012	Fiscal 2013	Fiscal 2013	Fiscal 2013
	May	June	July	August	September	October	November	December
Total Billed	Total Billed	Total Billed	Total Billed	Total Billed	Total Billed	Total Billed	Total Billed	Total Billed
Charge	Charge	Charge	Charge	Charge	Charge	Charge	Charge	Charge
May \$	June \$	July \$	August \$	September \$	October \$	November \$	December \$	Charge
EARLINGTON, KY (40)	153.31	125.8	124.86	129.52	125.59	163.14	242.31	317.11
HANSON, KY (40)	525.21	439.09	448.27	440.92	447.38	559.15	886.98	1012.3
MORTON'S GAP, KY (40)	30.74	32.09	31.85	31.85	31.6	33.2	43.06	47.12
NORTONVILLE, KY (40)	221.03	202.33	201.34	213.65	205.19	242.15	386.69	411.77
ST. CHARLES, KY (40)	30.77	30.66	30.33	31.1	30.55	31.32	34.95	37.48
SEBREE, KY (40)	541.91	450.07	427.24	425.63	433.88	479.22	566.47	942.06
DIXON, KY (40)	958.08	825.36	755.91	809.72	760.38	907.01	1306.57	2052.16
SLAUGHTERS, KY (40)	143.97	127	131.52	111.18	126.45	121.24	131.27	164.33
PRINCETON, KY (40)	1163.8	996.61	954.29	946.52	1026.04	1131.79	1778.35	2515.68
CADIZ, KY (40)	919.21	822.95	815.25	845.16	823.4	1126.94	1464.31	1731.83
DAWSON SPRINGS, KY (40)	418.44	383.67	378.02	368.55	389.32	458.87	791.92	907.36
EDDYVILLE, KY (40)	852.52	736.73	696.6	741.9	721.26	897.45	1516.65	1700.67
MARION, KY (40)	912.34	831.02	677.84	721.94	675.2	877.46	1301.82	1558.73
FREDONIA, KY (40)	91.55	91.65	90.33	92.42	90.77	92.09	94.07	106.5
HOPKINSVILLE, KY (40)	3921.59	3423.75	3112.63	2989.37	3060.47	3496.74	5315.09	7818.06
CROFTON, KY (40)	60.44	60.44	60.33	60.55	60.33	62.2	76.17	72.1
GREENVILLE, KY (40)	3022.15	2788.17	2482.38	2693.07	2514.73	3368.01	6406.87	6126.42
CENTRAL CITY, KY (40)	1265.13	1047.02	749.91	1229.13	965.43	1268.79	1542.14	2056.57
BREMEN, KY (40)	195.1	121.76	152.87	164.28	189.84	176.17	175.89	181.46
POWDERLY, KY (40)	531.79	407.25	401.42	404.04	403.58	530.49	555.64	1248.19
SACRAMENTO, KY (40)	132.76	129.24	128.14	128.91	130.34	149.7	252.99	251.79
PADUCAH, KY (40)	5942.34	4470.12	3974.22	4766.56	4218.88	6657.57	10892.2	13546.16
CALVERT CITY, KY (40)	303.33	290.46	250.1	297.39	309.93	796.51	769.94	524.88
GILBERTSVILLE, KY (40)	30.89	30.88	30.88	31.21	30.96	30.77	44.85	46.56
GRAND RIVERS, KY (40)	125.13	122.31	122.2	122.2	121.76	124.16	145.52	173.6
MAYFIELD, KY (40)	1971.88	1790.63	1688.65	1794.55	1749.53	2059.11	3921.53	4955.39
WATER VALLEY, KY (40)	61.78	61.87	61.32	61.43	61.43	62.84	69.7	95.2
WINGO, KY (40)	121.39	96.67	93.14	102.58	96.86	131.08	195.87	311.67
SYMONIA, KY (40)	140.13	130.23	125.39	127.92	125.17	136.39	160.92	205.59
BOWLING GREEN, KY (40)	14504.83	12129.26	12186.63	12888.52	12293.68	20421.36	18361.55	26603.34
RUSSELLVILLE, KY (40)	1267.05	1116.62	1099.25	1090.68	1114.98	1229.93	1884.39	2275.85
ADAIRVILLE, KY (40)	282.32	254.04	245.18	254.1	258.15	267.77	500.75	485.43
ELKTON, KY (40)	877.34	742.86	724.84	763.39	781.24	833	1256.15	1772.33
FRANKLIN, KY (40)	2257.74	1746.78	1630.23	1650.56	1663.86	1840.25	2580.97	4040.63
AUBURN, KY (40)	189.27	171.3	185.98	179.21	187.53	184.46	212.42	283.37
WOODBURN, KY (40)	62.86	60.22	61.22	61.87	61.43	61.87	63.3	66.05
GLASGOW, KY (40)	3435.69	2914.95	2820.15	2702.11	2858.24	3097.86	4290.73	6339.84
CAVE CITY, KY (40)	150.8	161.43	160.91	158.39	159	160.4	187.85	211.53
HISEVILLE, KY (40)	60.99	60.88	60.99	60.88	60.88	60.99	69.79	80.68
HORSE CAVE, KY (40)	914.51	766.48	650.77	681.22	750.17	905.49	1158.54	1345.03
MUNFORDVILLE, KY (40)	320.85	318.79	316.54	323.56	364.01	338.76	856.24	1050.14
OAKLAND, KY (40)	91.42	90.33	90.55	90.73	91.35	95.36	151.18	139.77
PARK CITY, KY (40)	61.87	62.09	62.09	62.09	60.55	60	81.01	81.01
SMITH'S GROVE, KY (40)	135.73	156.93	186.03	164.52	188.92	171.56	272.57	282.88
DANVILLE, KY (40)	8156.36	6080.37	4849.27	5999.84	5115.96	6818.86	11447.68	18331.22
HUSTONVILLE, KY (40)	133.31	127.7	138.59	125.17	131.66	146.62	184.9	201.07
JUNCTION CITY, KY (40)	320.68	270.73	275.99	245.62	260.95	419.33	626.36	702.57
LANCASTER, KY (40)	963.32	798.79	754.54	757.28	756.93	966.08	1689.3	2092.87
PERRYVILLE, KY (40)	297.03	276.29	278.3	272.09	269.35	331.34	661.55	695.38
STANFORD, KY (40)	1108.75	917.37	980.28	918.61	964.98	1155.41	2966.47	3491.34
LEBANON, KY (40)	2449.37	2106.78	2051.55	2044.66	1949.9	2517.01	3567.59	5027.64
SPRINGFIELD, KY (40)	1004.66	910.03	877.27	918.38	881.08	1083.81	1750.68	1789.13
HARRODSBURG, KY (40)	1870.8	1610.9	1534.94	1629.59	1520.93	1985.51	3723.79	4516.47
BURGIN, KY (40)	193.31	169.06	153.41	173.2	159.61	177.57	190.52	272.65
CAMPBELLSVILLE, KY (40)	2212.97	1995.14	1846.21	2025.68	1941.95	2343.25	3995.45	4535.35
GREENSBURG, KY (40)	909.46	795.63	740.57	868.36	824.12	966.29	1706.49	2506.39
SHELBYVILLE, KY (40)	2252.21	2053.18	1797.1	1977.6	1755.39	2507.41	3083.25	5752.37
LAWRENCEBURG, KY (40)	1616.69	1112.91	1049.27	983.52	958.05	1189.27	1492.71	2595.21
FRANKLIN, KY (40)	5631.02	5148.36	4008.36	5494.35	4684.96	4305.32	4733.82	5565.28
HORSE CAVE, KY (40)	0	0	0	0	0	0	0	0
HOPKINSVILLE, KY (40)	1141.05	685.9	815.34	804.63	818.49	914.25	1396.2	1937.37
PADUCAH, KY (40)	8841.32	8181.54	7548.39	7603.83	7972.38	8345.97	9561.24	10262.43
MAYFIELD, KY (40)	3311.52	2648.76	3196.86	2227.92	2423.22	2905.8	3572.97	3251.04
BOWLING GREEN, KY (40)	2129.64	1917.33	1726.44	1657.14	1740.93	1871.34	4220.61	14295.15
OWENSBORO, KY (40)	69546.02	93597.24	75039.83	72977.13	76603.42	72321.66	79377.3	81889.26
BEAVER DAM, KY (40)	6270.63	6423.72	6224.01	6132.03	7259.73	8349	6651.15	6246.05
FORDSVILLE, KY (40)	1182	693.12	616.26	568.38	594.21	781.32	1582.68	2568
MADISONVILLE, KY (40)	5817.16	7283.79	5932.44	5992.29	5784.39	5364.81	6413.76	6433.92
HOPKINSVILLE, KY (40)	48536.51	48722.18	49772.62	44885.29	42590.28	43088.36	50621.82	43752.76
GREENVILLE, KY (40)	2388.79	3269.94	2577.57	2350.14	3402.24	2746.41	3748.11	2902.65
PADUCAH, KY (40)	2255.64	1807.08	2876.82	3536.95	2777.91	3441.93	5440.29	3436.26
CALVERT CITY, KY (40)	2908.2	3212.49	3405.27	3159.57	3340.38	3393.3	0	0
GRAND RIVERS, KY (40)	1029.68	3973.02	4785.72	3322.23	4109.73	5149.86	5744.46	3998.1
MAYFIELD, KY (40)	12566.22	12701.67	11854.32	12425.1	12570.63	11422.14	13826.13	13608.34
BOWLING GREEN, KY (40)	15301.53	15061.69	13859.94	15990.23	17713.36	14039.6	21695.3	20572.93
RUSSELLVILLE, KY (40)	4958.85	5412.45	5563.65	5496.76	5464.18	5183.76	6052.53	6249.09
FRANKLIN, KY (40)	15568.6	13658.35	15107.59	15314.06	13819.02	12534.11	19857.08	18642.92

Town	Fiscal 2012	Fiscal 2012	Fiscal 2012	Fiscal 2012	Fiscal 2012	Fiscal 2012	Fiscal 2012	Fiscal 2012	Fiscal 2012	Fiscal 2012	Fiscal 2012	Fiscal 2012
	May	June	July	August	September	October	November	December	May	June	July	August
Total	Billed	Cha	Total	Billed	Cha	Total	Billed	Cha	Total	Billed	Cha	Total
May \$	June \$	July \$	August \$	September \$	October \$	November \$	December \$	May \$	June \$	July \$	August \$	September \$
GLASGOW, KY (40)	13727.96	11968.59	12649.58	12028.11	12653.38	10311.45	13127.66	12880.59				
HORSE CAVE, KY (40)	8629.66	8154.21	8650.65	8486.59	8381.01	7888.35	9770.5	8696.01				
DANVILLE, KY (40)	1486.62	3783.55	2004.15	1881.93	3601.71	3753.66	3349.83	2242.29				
LEBANON, KY (40)	1050.33	3506.07	5442.89	5647.44	5194.47	4970.19	3249.03	2230.32				
SPRINGFIELD, KY (40)	9786.66	8920.41	9002.94	9595.77	9668.73	8443.5	10749.3	9905.73				
HARRODSBURG, KY (40)	7098.51	7126.8	7183.93	7436.45	8426.92	8542.34	10395.04	11498.17				
SHELBYVILLE, KY (40)	29653.77	29157.07	28840.18	28919.98	30224.96	27353.1	31742.28	30135.39				
LAWRENCEBURG, KY (40)	25825.23	27400.94	22429.6	11341.35	22738.29	28312.9	39243.94	43185.24				
HAWESVILLE, KY (40)	9112.52	9591.16	9214.04	9526.04	9889.64	9580.12	9958.04	9509.64				
CALVERT CITY, KY (40)	6908.16	12352.85	8796.16	7248.56	7129.52	5978.97	6118.09	6772.27				
RUSSELLVILLE, KY (40)	20508.44	21546.64	22168.38	21499.6	22136.88	21552.48	21037.6	20717.76				
GLASGOW, KY (40)	3639.64	3635.65	3319.87	3489.52	3549.36	3569.78	3863.04	4092.58				
HORSE CAVE, KY (40)	8006.9	8246	8175.5	7914.95	7107.5	6714.45	7909.7	7352.5				
DANVILLE, KY (40)	2184.45	2170.34	2099.96	2297.67	2498.65	2608.43	2635.53	2441.15				
OWENSBORO, KY (40)	7643.93	6753.81	6206.34	5594.19	5971.49	6217.12	6103.62	9449.58				
MADISONVILLE, KY (40)	3356.33	2957.91	3039.2	2631.76	2272.39	2915.89	3695.66	3789.29				
PRINCETON, KY (40)	2748.37	2625.21	2483.53	2355.71	2364.85	2206.33	2702.98	2625.98				
FREDONIA, KY (40)	1016.54	850.22	797.88	765.98	782.24	802.48	1142.82	1748.04				
HOPKINSVILLE, KY (40)	2622.13	2345.7	2204.62	2060.8	2392.67	2321.06	2687.59	3039.47				
GREENVILLE, KY (40)	1303.75	1162.86	1111.25	1072.75	1011.82	1150.52	1344.56	1491.63				
PADUCAH, KY (40)	724.71	683.9	640.61	631.54	665.42	713.93	765.51	927.89				
BOWLING GREEN, KY (40)	3811.54	3635.31	3465.81	3345.79	3164.64	3360.44	3944.65	4225.9				
RUSSELLVILLE, KY (40)	0	1242.15	1179.61	1112.79	1237.53	1125.11	1656.41	1382.29				
GLASGOW, KY (40)	1703.38	1787.31	1681.82	1521.66	1629.96	1440.04	1656.41	1608.87				
DANVILLE, KY (40)	4305.95	3892.63	3494.51	3191.93	3684.73	4100.63	5069.96	6592.25				
SHELBYVILLE, KY (40)	1239.84	1202.88	1164.38	1063.51	1198.57	1193.84	1349.95	1322.23				
OWENSBORO, KY (40)	2389.4	2392.11	2346.73	2222.81	2326.27	2232.6	24749.33	27173.32				
BEAVER DAM, KY (40)	8192.92	7972.15	7194.12	7137.69	7310.72	6901.85	9302.16	9624.22				
HAWESVILLE, KY (40)	2232.37	4002.6	3308.06	3175.62	2542.66	2646.63	4246.69	3310.37				
MADISONVILLE, KY (40)	13178.62	11460.12	10395.51	11269.57	11475.38	11764.49	13889.33	15615.67				
HANSON, KY (40)	359.4	326.4	302.2	302.2	301.1	308.8	405.6	871.01				
PRINCETON, KY (40)	14295.5	13797	15986	15802	17019	16896.5	18221.5	18588.5				
HOPKINSVILLE, KY (40)	36912.5	35436.54	34461.4	30811.18	33426.88	31327.28	41125.77	42573.37				
PADUCAH, KY (40)	8950.44	8178.7	7722.09	7869.62	7333.13	7564.23	7838.11	9434.32				
CALVERT CITY, KY (40)	3185.05	3295.88	2884.7	2980.18	2676.8	2712.99	8035.37	9123.38				
MAYFIELD, KY (40)	1409.24	953.4	791.69	836.16	642.32	791.7	1620.22	2280.11				
BOWLING GREEN, KY (40)	104232.15	100965.79	94564.71	88457.08	101542.27	101018.23	117828.87	125077.52				
RUSSELLVILLE, KY (40)	3275.72	3472.84	3466.68	3509.03	4058.04	2903.04	3677.66	6274.87				
FRANKLIN, KY (40)	13504.41	13325	13016.23	12309.37	13001.6	12314.87	14443.81	14563.16				
GLASGOW, KY (40)	25741.12	24529.4	23618.28	23046.94	24409.44	23437.69	27784.34	33866.42				
HORSE CAVE, KY (40)	9677.51	8773.53	8756.59	8600.28	9432.65	9391.84	10974.96	12970.03				
DANVILLE, KY (40)	14066.92	15019.85	14989.16	12444.2	14479.89	14250.18	16296.84	16828.91				
STANFORD, KY (40)	4443.81	4118.1	3992.59	3788.54	4065.74	3977.96	5274.64	4824.96				
LEBANON, KY (40)	12785.24	11146.15	9868.08	10776.47	11534.81	11937.52	15986.85	17705.59				
SPRINGFIELD, KY (40)	2357.25	2182.46	2062.34	1895.25	2212.26	2096.99	2631.37	3462.2				
HARRODSBURG, KY (40)	3432.17	3331.08	3166.85	3196.9	4058.65	4481.74	6156.16	16890.73				
CAMPBELLVILLE, KY (40)	2427.32	2194.01	2177.67	1810.65	2143.96	2343.39	3030.23	3557.68				
SHELBYVILLE, KY (40)	36405.95	34613.26	32894.64	31516.56	33109.58	33181.08	39028.57	39967.2				
LAWRENCEBURG, KY (40)	3932.67	3620.25	3946.67	3485.3	4104.39	4044.32	4565.61	4189.85				
HAWESVILLE, KY (40)	23887.88	23923.71	23546.81	22315.71	23719.91	23323.73	25478.08	22738.91				
SEBREE, KY (40)	3531.28	3442.92	3603.9	3177.75	3602.63	3402.69	4158.03	4077.26				
RUSSELLVILLE, KY (40)	4660.51	4904.04	4986.44	3883.37	3803.08	3064.68	3495.78	3825.55				
HAWESVILLE, KY (40)	15116.45	12495.48	14847	12233.16	15451.18	16412.47	13214.64	13616.52				
MADISONVILLE, KY (40)	8189.2	7570.4	7383.2	6975.6	7102.8	6172.8	9190	7237.2				
CALVERT CITY, KY (40)	13644.1	12885.4	12496.1	11076.2	13394.8	8369.3	10637.8	10872.6				
GRAND RIVERS, KY (40)	0	0	0	0	0	0	301.89	0				
PADUCAH, KY (40)	0	0	0	0	0	0	632.31	0				
RUSSELLVILLE, KY (40)	0	1356.11	0	0	0	0	1429.26	0				

Use 050 Atmos En Use 050 Atmos Use 050 Atmos Use 050 Atmos Use 050 Atmos Use 050 Atmos Use 050 Atmos  
Charge Month Charge Month Charge Month Charge Month Charge Month Charge Month Charge Month  
Customer Status Customer Status Customer Status Customer Status Customer Status Customer Status Customer Status

Total Operating Re Total Operating Total Operating Total Operati Total Operati Total Operati Total Operati  
View View View View View View View

Detail Class	RT Code	Tier	Customer	Rate Code Detail	Town	Fiscal 2012		Fiscal 2012		Fiscal 2012		Fiscal 2012		Fiscal 2012		Fiscal 2012	
						January Billed Volume	Excl Billed Volume	February Billed Volume	March Billed Volume	April Billed Volume	May Billed Volume	June Billed Volume	July Billed Volume	January Billed Volume	February Billed Volume	March Billed Volume	April Billed Volume
Residential	42PR		1 RESIDENTIAL GAS CUSTOMERS	42PR STEP 10 (40) (3000)	Geography			4,269	4,149	3,327	2,331	1,839	1,613	1,509			
Residential	42PR		2 RESIDENTIAL GAS CUSTOMERS	42PR STEP 20 (40) (147000)	Geography			4,083	3,409	1,123	203	75	74	37			
Residential	42WR		1 RESIDENTIAL GAS CUSTOMERS	42WR STEP 10 (40) (3000)	Geography			1,759,274	1,646,672	1,181,468	387,675	315,793	185,250	135,880			
Residential	42WR		2 RESIDENTIAL GAS CUSTOMERS	42WR STEP 20 (40) (147000)	Geography			2,799	2,880	2,196	854	74	694	16,110			
Commercial	52WC		1 COMMERCIAL GAS CUSTOMERS	52WC STEP 10 (40) (3000)	Geography	0			14	0	0	0	0	0			
Interruptible Commercial	11WC		1 COMMERCIAL GAS CUSTOMERS	11WC STEP 10 (40) (150000)	Geography			1,917	1,947	1,629	680	59	47	42			
Residential	42WR		1 RESIDENTIAL GAS CUSTOMERS	42WR STEP 10 (40) (3000)	Geography			3	11	8	1	0	0	0			
Commercial	52WC		1 COMMERCIAL GAS CUSTOMERS	52WC STEP 10 (40) (3000)	Geography			647,310	615,374	451,310	189,902	161,273	137,683	109,814			
Commercial	52WC		2 COMMERCIAL GAS CUSTOMERS	52WC STEP 20 (40) (147000)	Geography			70,356	65,986	39,582	12,592	9,855	12,963	22,330			
Public Authority	52WP		1 PUBLIC AUTHORITY GAS CUSTOMERS	52WP STEP 10 (40) (3000)	Geography	0				0	0	0	0	0			
Interruptible Industrial	11WD		1 INDUSTRIAL GAS CUSTOMERS	11WD STEP 10 (40) (150000)	Geography			12,876	11,922	12,036	13,335	16,790	27,539	27,230			
Interruptible Industrial	11WD		2 INDUSTRIAL GAS CUSTOMERS	11WD STEP 20 (40) (999999999)	Geography	0				0	0	0	14,373	49,146			
Industrial	22WD		1 INDUSTRIAL GAS CUSTOMERS	22WD STEP 10 (40) (3000)	Geography			41,246	32,984	31,547	16,569	13,095	9,891	6,944			
Industrial	22WD		2 INDUSTRIAL GAS CUSTOMERS	22WD STEP 20 (40) (147000)	Geography			74,671	49,940	24,545	8,612	5,137	4,850	3,725			
Industrial	22WD		3 INDUSTRIAL GAS CUSTOMERS	22WD STEP 30 (40) (999999999)	Geography			3,337	0	0	0	0	0	0			
Public Authority	52WP		1 PUBLIC AUTHORITY GAS CUSTOMERS	52WP STEP 10 (40) (3000)	Geography			132,729	129,140	98,951	47,244	38,138	26,129	8,742			
Public Authority	52WP		2 PUBLIC AUTHORITY GAS CUSTOMERS	52WP STEP 20 (40) (147000)	Geography			45,940	39,493	22,872	7,222	6,391	3,541	16,619			
T34D			1 TRANSPORTATION CUSTOMERS	T34D STEP 10 (40) (999999999)	Geography	0		9,750	11,864	6,044	6,955	7,781	7,012	5,460			
Industrial	22WD		1 TRANSPORTATION CUSTOMERS	22WD STEP 10 (40) (3000)	Geography	0				300	0	0	0	0			
Industrial	22WD		2 TRANSPORTATION CUSTOMERS	22WD STEP 20 (40) (147000)	Geography	0				262	0	0	0	0			
T31C			2 TRANSPORTATION CUSTOMERS	T31C STEP 20 (40) (999999999)	Geography			51,815	56,128	48,132	35,297	20,831	17,831	17,281			
T31D			2 TRANSPORTATION CUSTOMERS	T31D STEP 20 (40) (999999999)	Geography			542,076	624,146	583,137	514,375	482,998	536,676	490,162			
T33D			2 TRANSPORTATION CUSTOMERS	T33D STEP 20 (40) (999999999)	Geography			525,974	573,141	520,853	513,102	487,781	565,371	481,706			
T4FC			3 TRANSPORTATION CUSTOMERS	T4FC STEP 30 (40) (999999999)	Geography			47,239	47,550	41,572	33,838	31,741	28,799	26,494			
T4FD			3 TRANSPORTATION CUSTOMERS	T4FD STEP 30 (40) (999999999)	Geography			512,665	591,716	541,472	480,841	415,869	401,927	382,988			
T4SD			3 TRANSPORTATION CUSTOMERS	T4SD STEP 30 (40) (999999999)	Geography			323,590	385,447	351,967	353,068	349,441	348,123	346,460			
T34S			1 TRANSPORTATION CUSTOMERS	T34S STEP 10 (40) (999999999)	Geography			251,421	344,754	281,733	239,860	270,691	230,857	248,014			
			#VALUE!														
T4FC			3 COMMERCIAL GAS CUSTOMERS	T4FC STEP 30 (40) (999999999)	Geography	0			1388	1281	1158	1243	0	0			
T31D			2 INDUSTRIAL GAS CUSTOMERS	T31D STEP 20 (40) (999999999)	Geography	0	0	0	0	0	0	0	0	0			
T4FD			3 INDUSTRIAL GAS CUSTOMERS	T4FD STEP 30 (40) (999999999)	Geography	0	0	0	0	0	0	0	0	0			

Use 050 Atmc Use 050 Atmo Use 050 Atmc Use 050 Atmos Use 050 Atmos Energy-Kentucky  
Charge Month Charge Month Charge Month Charge Month Charge Month  
Customer Sta Customer Sta Customer Sta Customer Sta Customer Sta Customer Status

Total Operatir Total Operatir Total Operatir Total Operating Total Operating Revenue  
View View View View View

Fiscal 2012 Fiscal 2012 Fiscal 2013 Fiscal 2013 Fiscal 2013  
August September October November December  
Billed Volume Billed Volume Billed Volume Billed Volume Billed Volume Excl WNA (MCF)  
August BV September BV October BV November BV December BV

1,557	1,441	2,165	3,227	3,750
42	40	136	1,035	2,372
172,476	116,442	304,834	852,844	1,209,728
(137)	0	0	1,604	1,719
0	0	(1)	0	27
30	3,228	1,665	5,732	4,838
2	0	125	14	15
123,007	84,752	174,934	320,125	452,479
41,684	67,956	39,657	27,884	39,226
1	0	0	0	0
43,387	(133,452)	31,778	34,850	21,764
202,801	54,086	54,136	15,434	7,873
10,451	8,091	11,306	22,470	29,214
(18,553)	7,958	7,930	19,249	26,612
24,765	0	0	0	0
24,738	12,615	41,133	77,691	104,054
5,233	18,023	12,880	17,723	30,384
7,287	6,284	5,783	6,212	7,542
0	0	0	0	0
0	0	0	0	0
15,704	16,754	18,472	25,954	44,971
458,136	497,863	476,365	584,273	556,272
507,591	516,301	492,665	501,851	501,572
23,906	25,370	26,700	33,701	40,640
362,139	400,684	390,393	488,124	543,995
321,105	346,512	335,766	379,494	345,149
211,260	271,501	230,572	217,543	216,992
0	0	0	1338	0
0	0	0	3	0
0	0	0	303	0

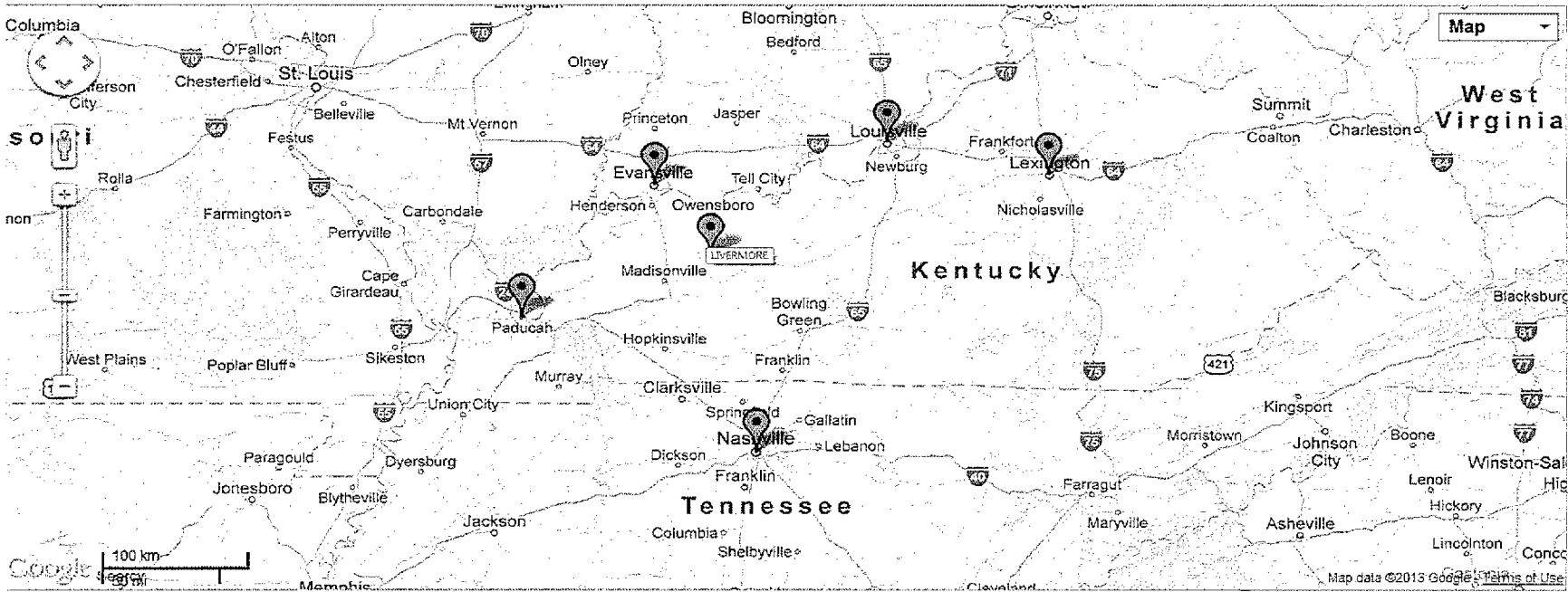
Data		Sum of January BV	Sum of February BV	Sum of March BV	Sum of April BV	Sum of May BV	Sum of June BV	Sum of July BV	Sum of August BV	Sum of September BV	Sum of October BV
RT Code		8,352	7,558	4,450	2,533	1,914	1,686	1,546	1,598	1,482	2,301
42PR		1,762,075	1,849,563	1,183,674	388,530	315,868	185,944	151,999	172,241	144,946	304,959
52WVC		717,666	681,374	490,892	202,394	171,128	150,645	132,144	164,691	152,707	214,590
11WVC		1,917	1,947	1,629	680	59	47	42	30	2,228	1,685
52WVP		178,668	168,633	121,824	54,466	44,528	29,670	25,361	29,973	30,638	54,013
T4FC		47,239	47,550	41,572	33,838	31,741	28,799	26,494	23,906	25,370	26,700
11WVD		12,876	11,922	12,035	13,335	16,790	41,912	76,376	246,188	(79,385)	85,914
22WVD		119,254	82,924	56,054	25,181	18,233	14,841	10,670	16,663	16,049	19,236
T3ID		542,076	624,148	583,137	514,375	482,998	536,676	480,162	458,136	497,963	476,365
T4FD		512,665	591,718	541,472	460,941	415,869	401,927	382,969	362,139	400,684	390,393
T34D		9,750	11,864	8,044	8,955	7,781	7,012	5,460	7,287	6,284	5,783
T3IC		51,815	56,129	49,132	35,297	20,831	17,831	17,281	15,704	16,754	18,472
T3SD		525,974	573,141	520,853	513,102	487,781	585,371	481,706	507,591	516,301	492,665
T4SD		323,590	385,447	351,967	353,068	349,441	348,123	346,460	321,105	346,512	336,766
T34S		251,421	344,754	281,733	238,860	270,691	230,657	248,014	211,260	271,501	230,572
Grand Total		5,085,340	5,238,671	4,249,067	2,848,556	2,635,652	2,581,343	2,395,674	2,539,612	2,351,053	2,560,394

Data		Sum of January BV	Sum of February BV	Sum of March BV	Sum of April BV	Sum of May BV	Sum of June BV	Sum of July BV	Sum of August BV
Customer	RT Code								
RESIDEN	42PR	1	4,289	4,149	3,327	2,331	1,839	1,613	1,509
	42PR	2	4,093	3,409	1,123	293	75	74	37
	42WVR	1	1,759,277	1,645,563	1,181,477	387,678	315,793	185,250	135,380
	42WVR	2	2,789	2,960	2,195	854	74	694	15,110
	42WR	1	1,762,075	1,649,563	1,183,674	388,530	315,868	185,944	151,999
	42WR	2	1,770,428	1,657,121	1,188,123	391,053	317,781	187,631	153,536
RESIDENTIAL GAS CUSTOMERS Total			647,310	615,367	451,310	189,802	161,279	137,683	105,814
COMMER	52WVC	2	70,358	65,966	49,592	12,592	8,355	22,330	22,330
	52WVC	1	717,666	681,374	490,892	202,394	171,128	150,645	132,144
	11WVC	1	1,917	1,947	1,629	680	59	47	42
	11WVC	2	1,917	1,947	1,629	680	59	47	42
COMMERCIAL GAS CUSTOMERS Total			719,583	683,321	492,521	203,074	171,187	150,694	132,186
PUBLIC A	52WP	1	132,726	128,140	88,951	47,244	38,138	26,129	8,742
	52WP	2	45,940	39,493	22,872	7,222	5,391	3,541	16,619
	52WP	1	178,668	168,633	121,824	54,466	44,528	29,670	25,361
PUBLIC AUTHORITY GAS CUSTOMERS Total			178,668	168,633	121,824	54,466	44,528	29,670	25,361
INDUSTRI	11WVD	1	12,876	11,922	12,035	13,335	16,790	27,539	27,230
	11WVD	2	12,876	11,922	12,035	13,335	16,790	27,539	27,230
	11WVD	1	41,246	32,984	31,547	18,569	13,095	9,891	6,944
	11WVD	2	74,671	49,840	24,545	8,612	5,137	4,950	3,725
	11WVD	3	3,337	-	-	-	-	-	-
	11WVD	1	119,254	82,924	56,092	25,181	18,233	14,841	10,670
INDUSTRIAL GAS CUSTOMERS Total			132,130	94,846	68,127	28,517	35,022	56,753	87,046
TRANS	T4FC	3	47,239	47,550	41,572	33,838	31,741	28,799	26,494
	T4FC	1	47,239	47,550	41,572	33,838	31,741	28,799	26,494
	22WVD	1	-	-	252	-	-	-	-
	22WVD	2	-	-	252	-	-	-	-
	22WVD	1	-	-	562	-	-	-	-
	T3ID	2	542,076	624,148	583,137	514,375	482,998	536,676	490,162
	T3ID	1	542,076	624,148	583,137	514,375	482,998	536,676	490,162
	T4FD	3	512,665	591,718	541,472	460,941	415,869	401,927	382,969
	T4FD	1	512,665	591,718	541,472	460,941	415,869	401,927	382,969
	T34D	1	9,750	11,864	8,044	8,955	7,781	7,012	5,460
	T34D	1	9,750	11,864	8,044	8,955	7,781	7,012	5,460
	T3IC	2	51,815	56,129	49,132	35,297	20,831	17,831	17,281
	T3IC	1	51,815	56,129	49,132	35,297	20,831	17,831	17,281
	T3SD	2	525,974	573,141	520,853	513,102	487,781	585,371	481,706
	T3SD	1	525,974	573,141	520,853	513,102	487,781	585,371	481,706
	T4SD	3	323,590	385,447	351,967	353,068	349,441	348,123	346,460
	T4SD	1	323,590	385,447	351,967	353,068	349,441	348,123	346,460
	T34S	1	251,421	344,754	281,733	238,860	270,691	230,657	248,014
	T34S	1	251,421	344,754	281,733	238,860	270,691	230,657	248,014
TRANSPORTATION CUSTOMERS Total			2,264,530	2,634,791	2,378,472	2,159,436	2,067,133	2,156,598	1,998,548
Grand Total			5,085,340	5,238,671	4,249,067	2,848,556	2,635,652	2,581,343	2,395,674

Sum of November BV	Sum of December BV	January Variance to All	February Variance to	March Variance to	April Variance to	May Variance to	June Variance to	July Variance to	August Variance to	September Variance to	October Variance to	November Variance to	December Variance to All
4,262	6,122	-	-	-	-	-	-	-	-	-	-	-	-
854,562	1,211,463	-	(1)	-	-	-	-	-	-	-	-	-	-
348,109	491,732	-	-	-	-	-	-	-	-	-	-	-	-
5,732	4,838	-	-	-	-	-	-	-	-	-	-	-	-
95,415	134,439	-	-	-	-	-	-	-	-	-	-	-	-
33,701	40,640	-	-	-	-	-	-	-	-	-	-	-	-
50,284	29,637	-	-	-	-	-	-	-	-	-	-	-	-
41,718	56,026	-	-	-	-	-	-	-	-	-	-	-	-
584,273	556,272	-	-	-	-	-	-	-	-	-	-	-	-
485,124	543,696	-	-	-	-	-	-	-	-	-	-	-	-
6,312	7,542	-	-	-	-	-	-	-	-	-	-	-	-
25,954	44,971	-	-	-	-	-	-	-	-	-	-	-	-
501,851	501,572	-	-	-	-	-	-	-	-	-	-	-	-
379,494	345,149	-	-	-	-	-	-	-	-	-	-	-	-
217,543	216,992	-	-	-	-	-	-	-	-	-	-	-	-
3,635,334	4,191,091	-	-	-	-	-	-	-	-	-	-	-	-

Sum of September BV	Sum of October BV	Sum of November BV	Sum of December BV
1,441	2,165	3,227	3,790
40	136	1,035	2,372
1,482	2,301	4,262	6,122
116,442	304,959	852,958	1,209,744
28,504	1,604	1,719	1,719
144,946	304,959	854,562	1,211,463
146,428	307,260	855,824	1,217,585
84,752	174,933	320,125	452,505
67,956	39,657	27,994	39,226
152,707	214,590	348,109	491,732
3,228	1,665	5,732	4,838
3,228	1,665	5,732	4,838
155,935	216,255	353,842	496,571
12,815	41,133	77,691	104,054
18,023	12,590	17,723	30,384
30,838	54,013	95,415	134,439
30,838	54,013	95,415	134,439
(133,452)	31,778	34,850	21,764
54,066	54,136	15,434	7,673
(79,366)	85,914	50,284	29,637
8,091	11,306	22,470	29,214
7,955	7,930	19,249	26,512
16,049	19,208	41,718	56,026
(63,317)	105,150	82,002	85,584
25,370	26,700	33,701	40,640
25,370	26,700	33,701	40,640
-	-	-	-
-	-	-	-
497,963	476,365	584,273	556,272
497,963	476,365	584,273	556,272
400,694	390,393	486,124	543,696
400,694	390,393	486,124	543,696
6,284	5,783	6,312	7,542
6,284	5,783	6,312	7,542
16,754	18,472	25,954	44,971
16,754	18,472	25,954	44,971
516,301	492,855	501,851	501,572
516,301	492,855	501,851	501,572
346,512	336,796	379,494	345,149
346,512	336,796	379,494	345,149
271,901	230,572	217,543	216,992
271,901	230,572	217,543	216,992
2,081,389	1,977,716	2,295,252	2,256,834
2,351,053	2,860,394	3,635,334	4,191,091

Town Code	TN Code Number	Town Esbase ID	Weather Station		
TOWN 500 (40)	500	OWENSBORO, KY (40)	EVANSVILLE	42PR	Residential
TOWN 501 (40)	501	BEAVER DAM, KY (40)	EVANSVILLE	42WR	Residential
TOWN 502 (40)	502	CALHOUN, KY (40)	EVANSVILLE	11WC	Interruptible Commercial
TOWN 503 (40)	503	CLOVERPORT, KY (40)	EVANSVILLE	52WC	Commercial
TOWN 504 (40)	504	FORDSVILLE, KY (40)	EVANSVILLE	52WP	Public Authority
TOWN 505 (40)	505	HARDINSBURG, KY (40)	EVANSVILLE	22WD	Industrial
TOWN 506 (40)	506	HARTFORD, KY (40)	EVANSVILLE	11WD	Interruptible Industrial
TOWN 507 (40)	507	HAWESVILLE, KY (40)	EVANSVILLE		
TOWN 508 (40)	508	WHITESVILLE, KY (40)	EVANSVILLE		
TOWN 515 (40)	515	MADISONVILLE, KY (40)	PADUCAH		
TOWN 516 (40)	516	EARLINGTON, KY (40)	PADUCAH		
TOWN 517 (40)	517	HANSON, KY (40)	EVANSVILLE		
TOWN 518 (40)	518	MORTON'S GAP, KY (40)	PADUCAH		
TOWN 519 (40)	519	NORTONVILLE, KY (40)	PADUCAH		
TOWN 520 (40)	520	ST. CHARLES, KY (40)	PADUCAH		
TOWN 521 (40)	521	SEBREE, KY (40)	EVANSVILLE		
TOWN 522 (40)	522	DXON, KY (40)	EVANSVILLE		
TOWN 523 (40)	523	SLAUGHTERS, KY (40)	EVANSVILLE		
TOWN 524 (40)	524	HENDERSON, KY (40)	EVANSVILLE		
TOWN 530 (40)	530	PRINCETON, KY (40)	PADUCAH		
TOWN 531 (40)	531	CADIZ, KY (40)	PADUCAH		
TOWN 532 (40)	532	DAWSON SPRINGS, KY (40)	PADUCAH		
TOWN 533 (40)	533	EDDYVILLE, KY (40)	PADUCAH		
TOWN 534 (40)	534	MARION, KY (40)	PADUCAH		
TOWN 535 (40)	535	FREDONIA, KY (40)	PADUCAH		
TOWN 537 (40)	537	HOPKINSVILLE, KY (40)	PADUCAH		
TOWN 538 (40)	538	CROFTON, KY (40)	PADUCAH		
TOWN 540 (40)	540	GREENVILLE, KY (40)	PADUCAH		
TOWN 541 (40)	541	CENTRAL CITY, KY (40)	PADUCAH		
TOWN 542 (40)	542	BREMEN, KY (40)	PADUCAH		
TOWN 543 (40)	543	POWDERLY, KY (40)	PADUCAH		
TOWN 544 (40)	544	SACRAMENTO, KY (40)	PADUCAH		
TOWN 550 (40)	550	PADUCAH, KY (40)	PADUCAH		
TOWN 551 (40)	551	CALVERT CITY, KY (40)	PADUCAH		
TOWN 552 (40)	552	GILBERTSVILLE, KY (40)	PADUCAH		
TOWN 553 (40)	553	GRAND RIVERS, KY (40)	PADUCAH		
TOWN 555 (40)	555	MAYFIELD, KY (40)	PADUCAH		
TOWN 556 (40)	556	WATER VALLEY, KY (40)	PADUCAH		
TOWN 557 (40)	557	WINGO, KY (40)	PADUCAH		
TOWN 558 (40)	558	SYMSONIA, KY (40)	PADUCAH		
TOWN 560 (40)	560	BOWLING GREEN, KY (40)	NASHVILLE		
TOWN 562 (40)	562	RUSSELLVILLE, KY (40)	NASHVILLE		
TOWN 563 (40)	563	ADAIRVILLE, KY (40)	NASHVILLE		
TOWN 564 (40)	564	ELKTON, KY (40)	PADUCAH		
TOWN 565 (40)	565	FRANKLIN, KY (40)	NASHVILLE		
TOWN 566 (40)	566	AUBURN, KY (40)	NASHVILLE		
TOWN 567 (40)	567	WOODBURN, KY (40)	NASHVILLE		
TOWN 570 (40)	570	GLASGOW, KY (40)	NASHVILLE		
TOWN 571 (40)	571	CAVE CITY, KY (40)	NASHVILLE		
TOWN 572 (40)	572	HISEVILLE, KY (40)	NASHVILLE		
TOWN 573 (40)	573	HORSE CAVE, KY (40)	NASHVILLE		
TOWN 574 (40)	574	MUNFORDVILLE, KY (40)	NASHVILLE		
TOWN 575 (40)	575	OAKLAND, KY (40)	NASHVILLE		
TOWN 576 (40)	576	PARK CITY, KY (40)	NASHVILLE		
TOWN 577 (40)	577	SMITH'S GROVE, KY (40)	NASHVILLE		
TOWN 580 (40)	580	DANVILLE, KY (40)	LEXINGTON		
TOWN 581 (40)	581	HUSTONVILLE, KY (40)	LEXINGTON		
TOWN 582 (40)	582	JUNCTION CITY, KY (40)	LEXINGTON		
TOWN 583 (40)	583	LANCASTER, KY (40)	LEXINGTON		
TOWN 584 (40)	584	PERRYVILLE, KY (40)	LEXINGTON		
TOWN 585 (40)	585	STANFORD, KY (40)	LEXINGTON		
TOWN 587 (40)	587	LEBANON, KY (40)	LEXINGTON		
TOWN 588 (40)	588	SPRINGFIELD, KY (40)	LEXINGTON		
TOWN 590 (40)	590	HARRODSBURG, KY (40)	LEXINGTON		
TOWN 591 (40)	591	BURGIN, KY (40)	LEXINGTON		
TOWN 592 (40)	592	CAMPBELLSVILLE, KY (40)	LEXINGTON		
TOWN 593 (40)	593	GREENSBURG, KY (40)	LEXINGTON		
TOWN 595 (40)	595	SHELBYVILLE, KY (40)	LOUISVILLE		
TOWN 596 (40)	596	LAWRENCEBURG, KY (40)	LEXINGTON		
TOWN 539 (40)	539	LIVERMORE, KY (40)	EVANSVILLE		





Line No.

Residential Declining Usage

Period	AHDD	NHDD	% Normal DD	Monthly Base Load	Total Volume	Annual Heating Load	Normal Heating Load	Normal Total	Average Customers	Normal per Cust	Volume Loss From Prior Yr	Volume Margin Loss per Cust.	Volume Margin Loss Total	Base Load decline
1 FY 2000	3,686	4,160	88.6%	224,592	11,582,917	8,887,819	10,030,745	12,725,843	156,206	81.5			1,4378	2000 81.5
2 FY 2001	4,535	4,160	109.0%	206,789	12,881,654	10,376,192	9,518,183	12,023,645	153,151	78.5	-3.0	(\$3.52)	(\$539,466)	2001 78.5
3 FY 2002	3,868	4,160	91.5%	204,216	10,765,706	8,515,114	9,085,758	11,534,330	152,994	75.4	-3.1	(\$3.71)	(\$367,601)	2002 75.4
4 FY 2003	4,522	4,160	108.7%	212,013	12,641,296	10,097,146	9,288,838	11,832,988	155,066	76.3	0.9	\$1.09	\$169,507	2003 76.3
5 FY 2004	4,002	4,160	96.2%	201,231	11,083,312	8,669,046	9,011,302	11,428,068	154,469	74.0	-2.3	(\$2.78)	(\$429,985)	2004 74.0
6 FY 2005	3,868	4,160	93.0%	188,509	10,486,314	8,224,206	8,845,061	11,107,169	154,623	71.8	-2.1	(\$2.54)	(\$393,082)	2005 71.8
7 FY 2006	3,885	4,160	93.4%	183,688	9,371,756	7,367,739	7,889,265	10,093,282	153,511	65.7	-6.1	(\$7.24)	(\$1,111,470)	2006 65.7
8 FY 2007	3,985	4,160	95.8%	185,934	10,255,586	8,024,378	8,376,766	10,607,974	153,662	69.0	3.3	\$3.91	\$600,701	2007 69.0
9 FY 2008	4,024	4,160	96.7%	179,787	10,384,374	8,227,134	8,505,188	10,662,629	153,440	69.3	0.5	\$0.34	\$83,236	2008 69.3
10 FY 2009	4,149	4,160	99.7%	174,465	10,395,417	8,201,840	8,223,583	10,317,162	152,753	67.3	-1.9	(\$2.32)	(\$354,281)	2009 67.3
11 FY 2010	4,345	4,160	104.4%	165,889	10,592,900	8,602,237	8,235,974	10,226,637	153,116	66.8	-0.8	(\$0.89)	(\$136,922)	2010 66.8
12 FY 2011	4,234	4,160	101.8%	167,981	10,717,406	8,701,638	8,349,355	10,365,323	153,757	68.7	1.9	\$2.29	\$352,123	2011 68.7
13 FY 2012	3,251	4,160	77.7%	163,736	8,265,438	6,300,600	8,112,194	10,077,031	153,931	65.5	-3.2	(\$5.87)	(\$595,282)	2012 65.5

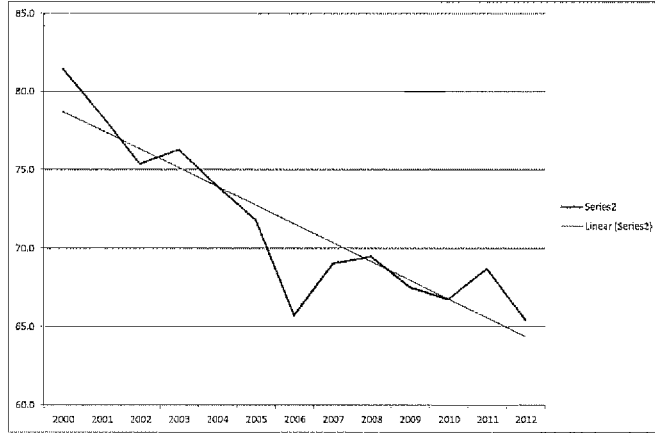
Slope = (0.93) Ten Year

Slope = (0.031) Ten Year

Residential Net Customer Losses

Period	Average Customers	Net Cust. Change From Prior Yr.	Volume Margin Loss per Cust.	Total
22 FY 2000	156,206			
23 FY 2001	153,151	(3,055)	\$208.62	(\$628,133)
24 FY 2002	152,994	(157)	\$201.91	(\$31,734)
25 FY 2003	155,066	2,072	\$203.01	\$420,650
26 FY 2004	154,469	(597)	\$200.22	(\$119,617)
27 FY 2005	154,623	154	\$197.68	\$30,525
28 FY 2006	153,511	(1,112)	\$190.44	(\$211,771)
29 FY 2007	153,662	151	\$194.35	\$29,266
30 FY 2008	153,440	(222)	\$194.89	(\$43,169)
31 FY 2009	152,753	(687)	\$192.57	(\$132,311)
32 FY 2010	153,116	363	\$191.68	\$69,628
33 FY 2011	153,757	641	\$193.97	\$124,254
34 FY 2012	153,931	174	\$190.10	\$33,046

Ten Year Slope = (153) 398 < 3-yr Avg  
0 < Assume



Base Load decline  
1.363284  
1.334797 -0.02849  
1.36724 0.033442  
1.3672 0.033442  
1.219152 -0.083558  
-0.03603 avg.  
#REF! #REF!  
#DIV/0! #DIV/0!  
#DIV/0! #DIV/0!  
#REF! avg.  
#DIV/0!  
#REF! avg.

Line No.

Commercial Declining Usage

	Period	% Normal DD	Monthly Base Load	Total Volume	Aantal Heating Load	Normal Heating Load	Normal Total	Average Customers	Normal per Cust	Volume Loss From Prior Yr	Volume Margin Loss per Cust.	Total		Base Load decline
1	FY 2000	88.6%	160,765	5,031,502	3,102,722	3,501,716	5,430,896	17,617	308.3				9,1256	2000 308.3
2	FY 2001	109.0%	150,305	5,691,711	3,888,051	3,566,547	5,370,207	17,514	306.6	-1.7	(\$1.97)	(\$34,434)	8,5820	2001 306.6
3	FY 2002	91.5%	141,294	4,598,619	2,903,091	3,171,444	4,866,972	17,515	277.9	-28.7	(\$34.21)	(\$599,215)	8,0670	2002 277.9
4	FY 2003	108.7%	134,630	5,414,075	3,798,515	3,494,432	5,169,592	17,490	292.2	14.3	\$17.01	\$397,461	7,6975	2003 292.2
5	FY 2004	96.2%	146,487	4,915,585	3,137,741	3,282,409	5,040,253	17,370	290.2	-2.0	(\$2.38)	(\$41,268)	8,4333	2004 290.2
6	FY 2005	93.0%	150,825	4,719,028	2,909,128	3,128,742	4,938,642	17,371	284.5	-5.9	(\$6.98)	(\$121,206)	8,6827	2005 284.5
7	FY 2006	93.4%	149,146	4,608,717	2,818,959	3,018,499	4,808,237	17,627	272.8	-11.5	(\$13.71)	(\$241,741)	8,4614	2006 272.8
8	FY 2007	95.8%	155,760	4,836,441	2,967,322	3,097,631	4,966,750	17,686	280.8	8.0	\$9.57	\$169,265	8,8068	2007 280.8
9	FY 2008	96.7%	138,388	4,604,432	2,943,781	3,043,273	4,703,924	17,526	268.4	-12.4	(\$14.79)	(\$259,183)	7,8961	2008 268.4
10	FY 2009	99.7%	145,178	4,708,056	2,965,916	2,973,780	4,715,920	17,333	272.1	3.7	\$4.38	\$75,865	8,3758	2009 272.1
11	FY 2010	104.4%	136,809	4,841,582	3,189,869	3,063,626	4,705,359	17,255	272.7	0.6	\$0.74	\$12,770	7,9288	2010 272.7
12	FY 2011	101.8%	152,517	4,794,545	2,964,339	2,912,529	4,742,736	17,335	273.6	0.9	\$1.07	\$18,623	8,7984	2011 273.6
13	FY 2012	77.7%	148,417	3,894,634	2,117,624	2,726,498	4,507,508	17,315	260.3	-13.3	(\$15.80)	(\$273,518)	8,5717	2012 260.3

Slope = (2.88)

Slope = 0.033  
Assume > 0

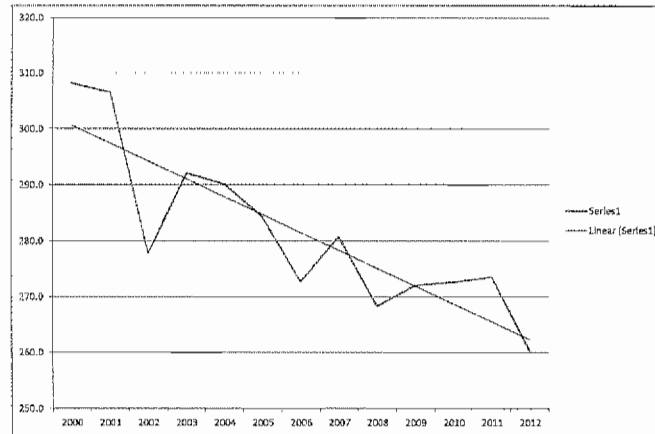
Commercial Net Customer Losses

Period	Average Customers	Net Cust. Loss From Prior Yr.	Volume Margin Loss per Cust.	Total
FY 2000	17,617			
FY 2001	17,514	(103)	\$477.08	(\$49,139)
FY 2002	17,515	1	\$442.87	\$443
FY 2003	17,490	(25)	\$459.88	(\$11,497)
FY 2004	17,370	(120)	\$437.50	(\$54,960)
FY 2005	17,371	1	\$450.52	\$375
FY 2006	17,627	256	\$436.81	\$111,787
FY 2007	17,686	69	\$446.38	\$26,597
FY 2008	17,526	(160)	\$431.59	(\$69,199)
FY 2009	17,333	(193)	\$435.97	(\$84,069)
FY 2010	17,255	(78)	\$436.71	(\$34,209)
FY 2011	17,335	80	\$437.78	\$34,913
FY 2012	17,315	(20)	\$421.59	(\$8,259)

Slope =

(6) < 3-yr Avg

0 < Assume



Line No.

Public Authority Declining Usage

Period	% Normal DD	Monthly Base Load	Total Volume	Annual Heating Load	Normal Heating Load	Normal Total	Average Customers	Normal per Cust	Volume Loss From Prior Yr	Volume Margin Loss per Cust.	Volume Margin Loss Total	Base Load decline
1 FY 2000	88.6%	32,010	1,299,373	915,233	1,032,950	1,417,070	1,638	863.1			\$4,104	2000 865.1
2 FY 2001	109.0%	30,819	1,523,720	1,153,892	1,058,476	1,428,304	1,647	867.2	2.1	\$2.49	\$4,104	2001 867.2
3 FY 2002	91.5%	32,510	1,312,260	922,140	1,007,390	1,397,300	1,654	844.9	-22.3	(\$26.53)	(\$43,881)	2002 844.9
4 FY 2003	108.7%	38,527	1,553,855	1,091,531	1,004,151	1,466,475	1,665	881.8	36.9	\$43.02	\$73,031	2003 881.8
5 FY 2004	96.2%	37,278	1,462,252	1,014,916	1,054,985	1,502,321	1,627	923.4	41.5	\$49.44	\$80,435	2004 923.4
6 FY 2005	93.0%	34,703	1,368,696	952,263	1,024,151	1,440,584	1,627	885.2	-38.1	(\$45.37)	(\$73,834)	2005 885.2
7 FY 2006	93.4%	34,343	1,269,163	848,021	908,948	1,329,190	1,631	814.3	-70.9	(\$84.37)	(\$136,772)	2006 814.3
8 FY 2007	95.8%	29,286	1,230,593	879,157	917,764	1,269,201	1,595	795.9	-18.4	(\$21.90)	(\$34,915)	2007 795.9
9 FY 2008	96.7%	26,860	1,194,841	872,515	902,603	1,254,329	1,571	779.3	-16.6	(\$19.77)	(\$31,060)	2008 779.3
10 FY 2009	99.7%	28,888	1,196,939	850,525	852,780	1,199,194	1,565	766.5	-12.8	(\$15.27)	(\$23,883)	2009 766.5
11 FY 2010	104.4%	26,069	1,194,421	881,593	844,056	1,156,885	1,577	733.4	-33.1	(\$39.34)	(\$62,054)	2010 733.4
12 FY 2011	101.8%	31,576	1,168,840	789,924	776,118	1,153,034	1,569	736.2	2.8	\$3.32	\$5,216	2011 736.2
13 FY 2012	77.7%	27,666	934,850	602,853	776,189	1,108,187	1,575	703.5	-32.7	(\$38.96)	(\$61,370)	2012 703.5

Slope =

Public Authority Net Customer Losses

Period	Average Customers	Net Cust. Loss From Prior Yr.	Volume Margin Loss per Cust.	Total
23 FY 2000	1,638			
24 FY 2001	1,647	9	\$1,144.19	\$10,298
25 FY 2002	1,654	7	\$1,117.66	\$7,824
26 FY 2003	1,663	9	\$1,161.57	\$10,454
27 FY 2004	1,627	(36)	\$1,211.01	(\$43,596)
28 FY 2005	1,627	0	\$1,165.54	\$389
29 FY 2006	1,621	(6)	\$1,081.27	(\$6,668)
30 FY 2007	1,595	(27)	\$1,059.37	(\$28,162)
31 FY 2008	1,571	(24)	\$1,039.60	(\$24,517)
32 FY 2009	1,565	(7)	\$1,024.34	(\$6,858)
33 FY 2010	1,577	13	\$985.00	\$12,641
34 FY 2011	1,569	(9)	\$988.32	(\$8,401)
35 FY 2012	1,575	6	\$949.36	\$6,092

Slope =  4 < 3-yr Avg

< Assume



2000 865.1  
2001 867.2  
2002 844.9  
2003 881.8  
2004 923.4  
2005 885.2  
2006 814.3  
2007 795.9  
2008 779.3  
2009 766.5  
2010 733.4  
2011 736.2  
2012 703.5

18.7122  
19.6558 0.943177  
23.16717 5.511787  
22.91211 -0.25506  
21.32491 -1.5872

0.653177 avg  
#REF!  
#REF!  
#DIV/0!  
#DIV/0!  
#DIV/0!  
#REF! avg.  
#DIV/0!  
#REF! avg.

Year	2011	23.65%	14.08%	4.12%	22.81%	35.34%	
		EVANSVILLE	LEXINGTON	LOUISVILLE	NASHVILLE	PADUCAH	
Sum of HDD	STATION_NAME						
Month	Day	EVANSVILLE REGIONAL AIRPORT IN US	LEXINGTON BLUEGRASS AIRPORT KY US	LOUISVILLE INTERNATIONAL AIRPORT KY US	NASHVILLE INTERNATIONAL AIRPORT TN US	PADUCAH BARKLEY REGIONAL AIRPORT KY US	
12	01	30	30	27	26	30	29.0
	02	24	26	23	22	23	23.0
	03	12	16	15	14	13	13.0
	04	15	11	10	5	14	12.0
	05	24	15	18	13	25	20.0
	06	27	25	25	23	27	26.0
	07	31	34	29	29	30	31.0
	08	31	33	29	30	30	31.0
	09	29	30	27	29	28	29.0
	10	37	37	35	31	35	35.0
	11	35	36	34	32	32	33.0
	12	28	27	26	31	26	28.0
	13	24	20	21	18	20	21.0
	14	11	10	9	10	10	10.0
	15	15	15	13	10	15	14.0
	16	30	29	29	25	31	29.0
	17	32	31	30	27	31	30.0
	18	27	28	25	25	23	25.0
	19	19	22	17	19	18	19.0
	20	15	18	14	15	14	15.0
	21	12	15	10	12	12	12.0
	22	24	24	19	20	22	22.0
	23	30	26	25	23	31	28.0
	24	30	29	28	23	29	28.0
	25	24	25	21	19	23	23.0
	26	31	31	28	27	31	30.0
	27	28	27	27	23	24	25.0
	28	30	30	28	27	29	29.0
	29	21	25	21	24	18	21.0
	30	12	16	12	13	15	14.0
	31	18	20	18	17	19	18.0

Year	2011	23.65%	14.08%	4.12%	22.81%	35.34%
		EVANSVILLE	LEXINGTON	LOUISVILLE	NASHVILLE	PADUCAH
Sum of HDD	STATION_NAME					
Month	Day	EVANSVILLE REGIONAL AIRPORT IN US	LEXINGTON BLUEGRASS AIRPORT KY US	LOUISVILLE INTERNATIONAL AIRPORT KY US	NASHVILLE INTERNATIONAL AIRPORT TN US	PADUCAH BARKLEY REGIONAL AIRPORT KY US
12	01	30	30	27	26	30
	02	24	26	23	22	23
	03	12	16	15	14	13
	04	15	11	10	5	14
	05	24	15	18	13	25
	06	27	25	25	23	27
	07	31	34	29	29	30
	08	31	33	29	30	31
	09	29	30	27	29	23
	10	37	37	35	31	35
	11	35	36	34	32	32
	12	28	27	26	31	26
	13	24	20	21	18	20
	14	11	10	9	10	10
	15	15	15	13	10	15
	16	30	29	29	25	31
	17	32	31	30	27	31
	18	27	28	25	25	25
	19	19	22	17	19	18
	20	15	18	14	15	14
	21	12	15	10	12	12
	22	24	24	19	20	22
	23	30	26	25	23	31
	24	30	29	28	23	29
	25	24	25	21	19	23
	26	31	31	28	27	31
	27	28	27	27	23	24
	28	30	30	28	27	29
	29	21	25	21	24	18
	30	12	16	12	13	15
	31	18	20	18	17	19

STATION	STATION_NAME	DATE	TMAX	TMIN	C-MAX	C-MIN	F-MAX	F-MIN	HDD	Year	Month	Day	
GHCND:USW00093820	LEXINGTON BLUEG	20111201	78	-44	7.8	(4.4)	46	24	24	30	2011	12	01
GHCND:USW00093820	LEXINGTON BLUEG	20111202	111	-33	11.1	(3.3)	52	26	26	26	2011	12	02
GHCND:USW00093820	LEXINGTON BLUEG	20111203	161	28	16.1	2.8	61	37	16	16	2011	12	03
GHCND:USW00093820	LEXINGTON BLUEG	20111204	161	83	16.1	8.3	61	47	11	11	2011	12	04
GHCND:USW00093820	LEXINGTON BLUEG	20111205	133	67	13.3	6.7	56	44	15	15	2011	12	05
GHCND:USW00093820	LEXINGTON BLUEG	20111206	67	22	6.7	2.2	44	36	25	25	2011	12	06
GHCND:USW00093820	LEXINGTON BLUEG	20111207	22	-28	2.2	(2.8)	36	27	34	34	2011	12	07
GHCND:USW00093820	LEXINGTON BLUEG	20111208	50	-44	5.0	(4.4)	41	24	33	33	2011	12	08
GHCND:USW00093820	LEXINGTON BLUEG	20111209	72	-33	7.2	(3.3)	45	26	30	30	2011	12	09
GHCND:USW00093820	LEXINGTON BLUEG	20111210	17	-61	1.7	(6.1)	35	21	37	37	2011	12	10
GHCND:USW00093820	LEXINGTON BLUEG	20111211	56	-83	5.6	(8.3)	42	17	36	36	2011	12	11
GHCND:USW00093820	LEXINGTON BLUEG	20111212	100	-33	10.0	(3.3)	50	26	27	27	2011	12	12
GHCND:USW00093820	LEXINGTON BLUEG	20111213	100	44	10.0	4.4	50	40	20	20	2011	12	13
GHCND:USW00093820	LEXINGTON BLUEG	20111214	178	78	17.8	7.8	64	46	10	10	2011	12	14
GHCND:USW00093820	LEXINGTON BLUEG	20111215	161	39	16.1	3.9	61	39	15	15	2011	12	15
GHCND:USW00093820	LEXINGTON BLUEG	20111216	39	6	3.9	0.6	39	33	29	29	2011	12	16
GHCND:USW00093820	LEXINGTON BLUEG	20111217	39	-11	3.9	(1.1)	39	30	31	31	2011	12	17
GHCND:USW00093820	LEXINGTON BLUEG	20111218	89	-33	8.9	(3.3)	48	26	28	28	2011	12	18
GHCND:USW00093820	LEXINGTON BLUEG	20111219	111	17	11.1	1.7	52	35	22	22	2011	12	19
GHCND:USW00093820	LEXINGTON BLUEG	20111220	133	33	13.3	3.3	56	38	18	18	2011	12	20
GHCND:USW00093820	LEXINGTON BLUEG	20111221	161	44	16.1	4.4	61	40	15	15	2011	12	21
GHCND:USW00093820	LEXINGTON BLUEG	20111222	78	28	7.8	2.8	46	37	24	24	2011	12	22
GHCND:USW00093820	LEXINGTON BLUEG	20111223	61	22	6.1	2.2	43	36	26	26	2011	12	23
GHCND:USW00093820	LEXINGTON BLUEG	20111224	61	-11	6.1	(1.1)	43	30	29	29	2011	12	24
GHCND:USW00093820	LEXINGTON BLUEG	20111225	100	-11	10.0	(1.1)	50	30	25	25	2011	12	25
GHCND:USW00093820	LEXINGTON BLUEG	20111226	67	-39	6.7	(3.9)	44	25	31	31	2011	12	26
GHCND:USW00093820	LEXINGTON BLUEG	20111227	61	11	6.1	1.1	43	34	27	27	2011	12	27
GHCND:USW00093820	LEXINGTON BLUEG	20111228	44	-6	4.4	(0.6)	40	31	30	30	2011	12	28
GHCND:USW00093820	LEXINGTON BLUEG	20111229	100	-6	10.0	(0.6)	50	31	25	25	2011	12	29
GHCND:USW00093820	LEXINGTON BLUEG	20111230	144	50	14.4	5.0	58	41	16	16	2011	12	30
GHCND:USW00093820	LEXINGTON BLUEG	20111231	100	44	10.0	4.4	50	40	20	20	2011	12	31
GHCND:USW00013897	NASHVILLE INTERN	20111201	117	-39	11.7	(3.9)	53	25	26	26	2011	12	01
GHCND:USW00013897	NASHVILLE INTERN	20111202	150	-28	15.0	(2.8)	59	27	22	22	2011	12	02
GHCND:USW00013897	NASHVILLE INTERN	20111203	183	28	18.3	2.8	65	37	14	14	2011	12	03
GHCND:USW00013897	NASHVILLE INTERN	20111204	194	117	19.4	11.7	67	53	5	5	2011	12	04
GHCND:USW00013897	NASHVILLE INTERN	20111205	167	56	16.7	5.6	62	42	13	13	2011	12	05
GHCND:USW00013897	NASHVILLE INTERN	20111206	67	44	6.7	4.4	44	40	23	23	2011	12	06
GHCND:USW00013897	NASHVILLE INTERN	20111207	56	-11	5.6	(1.1)	42	30	29	29	2011	12	07
GHCND:USW00013897	NASHVILLE INTERN	20111208	72	-39	7.2	(3.9)	45	25	30	30	2011	12	08
GHCND:USW00013897	NASHVILLE INTERN	20111209	94	-50	9.4	(5.0)	49	23	29	29	2011	12	09
GHCND:USW00013897	NASHVILLE INTERN	20111210	56	-33	5.6	(3.3)	42	26	31	31	2011	12	10
GHCND:USW00013897	NASHVILLE INTERN	20111211	89	-72	8.9	(7.2)	48	19	32	32	2011	12	11
GHCND:USW00013897	NASHVILLE INTERN	20111212	72	-44	7.2	(4.4)	45	24	31	31	2011	12	12
GHCND:USW00013897	NASHVILLE INTERN	20111213	106	67	10.6	6.7	51	44	18	18	2011	12	13
GHCND:USW00013897	NASHVILLE INTERN	20111214	217	44	21.7	4.4	71	40	10	10	2011	12	14
GHCND:USW00013897	NASHVILLE INTERN	20111215	183	78	18.3	7.8	65	46	10	10	2011	12	15
GHCND:USW00013897	NASHVILLE INTERN	20111216	78	17	7.8	1.7	46	85	25	25	2011	12	16
GHCND:USW00013897	NASHVILLE INTERN	20111217	83	-11	8.3	(1.1)	47	30	27	27	2011	12	17
GHCND:USW00013897	NASHVILLE INTERN	20111218	128	-39	12.8	(3.9)	55	25	25	25	2011	12	18
GHCND:USW00013897	NASHVILLE INTERN	20111219	139	17	13.9	1.7	57	35	19	19	2011	12	19
GHCND:USW00013897	NASHVILLE INTERN	20111220	167	39	16.7	3.9	62	39	15	15	2011	12	20
GHCND:USW00013897	NASHVILLE INTERN	20111221	167	67	16.7	6.7	62	44	12	12	2011	12	21
GHCND:USW00013897	NASHVILLE INTERN	20111222	83	61	8.3	6.1	47	43	20	20	2011	12	22
GHCND:USW00013897	NASHVILLE INTERN	20111223	67	44	6.7	4.4	44	40	23	23	2011	12	23
GHCND:USW00013897	NASHVILLE INTERN	20111224	100	17	10.0	1.7	50	35	23	23	2011	12	24
GHCND:USW00013897	NASHVILLE INTERN	20111225	144	17	14.4	1.7	58	35	19	19	2011	12	25
GHCND:USW00013897	NASHVILLE INTERN	20111226	72	-6	7.2	(0.6)	45	31	27	27	2011	12	26
GHCND:USW00013897	NASHVILLE INTERN	20111227	78	39	7.8	3.9	46	39	23	23	2011	12	27
GHCND:USW00013897	NASHVILLE INTERN	20111228	89	-22	8.9	(2.2)	48	28	27	27	2011	12	28
GHCND:USW00013897	NASHVILLE INTERN	20111229	128	-22	12.8	(2.2)	55	28	24	24	2011	12	29
GHCND:USW00013897	NASHVILLE INTERN	20111230	150	72	15.0	7.2	59	45	13	13	2011	12	30
GHCND:USW00013897	NASHVILLE INTERN	20111231	156	22	15.6	2.2	60	36	17	17	2011	12	31
GHCND:USW00093817	EVANSVILLE REGIO	20111201	89	-50	8.9	(5.0)	48	23	30	30	2011	12	01
GHCND:USW00093817	EVANSVILLE REGIO	20111202	117	-17	11.7	(1.7)	53	29	24	24	2011	12	02
GHCND:USW00093817	EVANSVILLE REGIO	20111203	167	67	16.7	6.7	62	44	12	12	2011	12	03
GHCND:USW00093817	EVANSVILLE REGIO	20111204	139	61	13.9	6.1	57	43	15	15	2011	12	04
GHCND:USW00093817	EVANSVILLE REGIO	20111205	61	39	6.1	3.9	43	39	24	24	2011	12	05
GHCND:USW00093817	EVANSVILLE REGIO	20111206	44	28	4.4	2.8	40	37	27	27	2011	12	06
GHCND:USW00093817	EVANSVILLE REGIO	20111207	50	-28	5.0	(2.8)	41	27	31	31	2011	12	07
GHCND:USW00093817	EVANSVILLE REGIO	20111208	67	-39	6.7	(3.9)	44	25	31	31	2011	12	08
GHCND:USW00093817	EVANSVILLE REGIO	20111209	72	-28	7.2	(2.8)	45	27	29	29	2011	12	09
GHCND:USW00093817	EVANSVILLE REGIO	20111210	22	-67	2.2	(6.7)	36	20	37	37	2011	12	10
GHCND:USW00093817	EVANSVILLE REGIO	20111211	50	-67	5.0	(6.7)	41	20	35	35	2011	12	11
GHCND:USW00093817	EVANSVILLE REGIO	20111212	111	-56	11.1	(5.6)	52	22	28	28	2011	12	12
GHCND:USW00093817	EVANSVILLE REGIO	20111213	94	6	9.4	0.6	49	33	24	24	2011	12	13
GHCND:USW00093817	EVANSVILLE REGIO	20111214	172	72	17.2	7.2	63	45	11	11	2011	12	14
GHCND:USW00093817	EVANSVILLE REGIO	20111215	183	22	18.3	2.2	65	36	15	15	2011	12	15
GHCND:USW00093817	EVANSVILLE REGIO	20111216	39	-6	3.9	(0.6)	39	31	30	30	2011	12	16
GHCND:USW00093817	EVANSVILLE REGIO	20111217	56	-44	5.6	(4.4)	42	24	32	32	2011	12	17
GHCND:USW00093817	EVANSVILLE REGIO	20111218	111	-44	11.1	(4.4)	52	24	27	27	2011	12	18
GHCND:USW00093817	EVANSVILLE REGIO	20111219	106	56	10.6	5.6	51	42	19	19	2011	12	19
GHCND:USW00093817	EVANSVILLE REGIO	20111220	156	44	15.6	4.4	60	40	15	15	2011	12	20
GHCND:USW00093817	EVANSVILLE REGIO	20111221	156	78	15.6	7.8	60	46	12	12	2011	12	21
GHCND:USW00093817	EVANSVILLE REGIO	20111222	78	22	7.8	2.2	46	36	24	24	2011	12	22
GHCND:USW00093817	EVANSVILLE REGIO	20111223	50	-11	5.0	(1.1)	41	30	30	30	2011	12	23
GHCND:USW00093817	EVANSVILLE REGIO	20111224	61	-28	6.1	(2.8)	43	27	30	30	2011	12	24
GHCND:USW00093817	EVANSVILLE REGIO	20111225	128	-22	12.8	(2.2)	55	28	24	24	2011	12	25
GHCND:USW00093817	EVANSVILLE REGIO	20111226	67	-39	6.7	(3.9)	44	25	31	31	2011	12	26
GHCND:USW00093817	EVANSVILLE REGIO	20111227	50	6	5.0	0.6	41	33	28	28	2011	12	27
GHCND:USW00093817	EVANSVILLE REGIO	20111228	61	-22	6.1	(2.2)	43	28	30	30	2011	12	28
GHCND:USW00093817	EVANSVILLE REGIO	20111229	133	6	13.3	0.6	56	33	21	21	2011	12	29
GHCND:USW00093817	EVANSVILLE REGIO	20111230	144	89	14.4	8.9	58	48	12	12	2011	12	30
GHCND:USW00093817	EVANSVILLE REGIO	20111231	117	50	11.7	5.0	53	41	18	18	2011	12	31

STATION	STATION_NAME	DATE	TMAX	TMIN	C-MAX	C-MIN	F-MAX	F-MIN	HDD	Year	Month	Day
GHCND:USW00003816	PADUCAH BARKLE	20111201	100	-61	10.0	(6.1)	50	21	30	2011	12	01
GHCND:USW00003816	PADUCAH BARKLE	20111202	128	-17	12.8	(1.7)	55	29	23	2011	12	02
GHCND:USW00003816	PADUCAH BARKLE	20111203	172	50	17.2	5.0	63	41	13	2011	12	03
GHCND:USW00003816	PADUCAH BARKLE	20111204	150	67	15.0	6.7	59	44	14	2011	12	04
GHCND:USW00003816	PADUCAH BARKLE	20111205	67	22	6.7	2.2	44	36	25	2011	12	05
GHCND:USW00003816	PADUCAH BARKLE	20111206	50	22	5.0	2.2	41	36	27	2011	12	06
GHCND:USW00003816	PADUCAH BARKLE	20111207	44	-11	4.4	(1.1)	40	30	30	2011	12	07
GHCND:USW00003816	PADUCAH BARKLE	20111208	72	-33	7.2	(3.3)	45	26	30	2011	12	08
GHCND:USW00003816	PADUCAH BARKLE	20111209	89	-33	8.9	(3.3)	48	26	28	2011	12	09
GHCND:USW00003816	PADUCAH BARKLE	20111210	39	-56	3.9	(5.6)	39	22	35	2011	12	10
GHCND:USW00003816	PADUCAH BARKLE	20111211	78	-67	7.8	(6.7)	45	20	32	2011	12	11
GHCND:USW00003816	PADUCAH BARKLE	20111212	128	-50	12.8	(5.0)	55	23	26	2011	12	12
GHCND:USW00003816	PADUCAH BARKLE	20111213	100	50	10.0	5.0	50	41	20	2011	12	13
GHCND:USW00003816	PADUCAH BARKLE	20111214	178	78	17.8	7.8	64	46	10	2011	12	14
GHCND:USW00003816	PADUCAH BARKLE	20111215	172	33	17.2	3.3	63	38	15	2011	12	15
GHCND:USW00003816	PADUCAH BARKLE	20111216	56	-33	5.6	(3.3)	42	26	31	2011	12	16
GHCND:USW00003816	PADUCAH BARKLE	20111217	78	-56	7.8	(5.6)	46	22	31	2011	12	17
GHCND:USW00003816	PADUCAH BARKLE	20111218	128	-17	12.8	(1.7)	55	29	23	2011	12	18
GHCND:USW00003816	PADUCAH BARKLE	20111219	117	56	11.7	5.6	53	42	18	2011	12	19
GHCND:USW00003816	PADUCAH BARKLE	20111220	167	44	16.7	4.4	62	40	14	2011	12	20
GHCND:USW00003816	PADUCAH BARKLE	20111221	167	72	16.7	7.2	62	45	12	2011	12	21
GHCND:USW00003816	PADUCAH BARKLE	20111222	83	39	8.3	3.9	47	39	22	2011	12	22
GHCND:USW00003816	PADUCAH BARKLE	20111223	39	-11	3.9	(1.1)	39	30	31	2011	12	23
GHCND:USW00003816	PADUCAH BARKLE	20111224	83	-39	8.3	(3.9)	47	25	29	2011	12	24
GHCND:USW00003816	PADUCAH BARKLE	20111225	133	-22	13.3	(2.2)	56	28	23	2011	12	25
GHCND:USW00003816	PADUCAH BARKLE	20111226	61	-39	6.1	(3.9)	43	25	31	2011	12	26
GHCND:USW00003816	PADUCAH BARKLE	20111227	94	6	9.4	0.6	49	33	24	2011	12	27
GHCND:USW00003816	PADUCAH BARKLE	20111228	78	-33	7.8	(3.3)	46	26	29	2011	12	28
GHCND:USW00003816	PADUCAH BARKLE	20111229	144	22	14.4	2.2	58	35	18	2011	12	29
GHCND:USW00003816	PADUCAH BARKLE	20111230	139	67	13.9	6.7	57	44	15	2011	12	30
GHCND:USW00003816	PADUCAH BARKLE	20111231	150	11	15.0	1.1	59	34	19	2011	12	31
GHCND:USW00093821	LOUISVILLE INTER	20111201	94	-28	9.4	(2.8)	49	27	27	2011	12	01
GHCND:USW00093821	LOUISVILLE INTER	20111202	122	-6	12.2	(0.6)	54	31	23	2011	12	02
GHCND:USW00093821	LOUISVILLE INTER	20111203	172	28	17.2	2.8	63	37	15	2011	12	03
GHCND:USW00093821	LOUISVILLE INTER	20111204	156	100	15.6	10.0	60	50	10	2011	12	04
GHCND:USW00093821	LOUISVILLE INTER	20111205	111	61	11.1	6.1	52	43	18	2011	12	05
GHCND:USW00093821	LOUISVILLE INTER	20111206	61	28	6.1	2.8	43	37	25	2011	12	06
GHCND:USW00093821	LOUISVILLE INTER	20111207	56	-6	5.6	(0.6)	42	31	29	2011	12	07
GHCND:USW00093821	LOUISVILLE INTER	20111208	78	-28	7.8	(2.8)	46	27	29	2011	12	08
GHCND:USW00093821	LOUISVILLE INTER	20111209	89	-22	8.9	(2.2)	48	28	27	2011	12	09
GHCND:USW00093821	LOUISVILLE INTER	20111210	28	-50	2.8	(5.0)	37	23	35	2011	12	10
GHCND:USW00093821	LOUISVILLE INTER	20111211	61	-67	6.1	(6.7)	43	20	34	2011	12	11
GHCND:USW00093821	LOUISVILLE INTER	20111212	111	-33	11.1	(3.3)	52	26	26	2011	12	12
GHCND:USW00093821	LOUISVILLE INTER	20111213	111	28	11.1	2.8	52	37	21	2011	12	13
GHCND:USW00093821	LOUISVILLE INTER	20111214	189	83	18.9	8.3	66	47	9	2011	12	14
GHCND:USW00093821	LOUISVILLE INTER	20111215	183	44	18.3	4.4	65	40	13	2011	12	15
GHCND:USW00093821	LOUISVILLE INTER	20111216	50	0	5.0	-	41	32	29	2011	12	16
GHCND:USW00093821	LOUISVILLE INTER	20111217	61	-28	6.1	(2.8)	43	27	30	2011	12	17
GHCND:USW00093821	LOUISVILLE INTER	20111218	117	-22	11.7	(2.2)	53	28	25	2011	12	18
GHCND:USW00093821	LOUISVILLE INTER	20111219	122	56	12.2	5.6	54	42	17	2011	12	19
GHCND:USW00093821	LOUISVILLE INTER	20111220	156	56	15.6	5.6	60	42	14	2011	12	20
GHCND:USW00093821	LOUISVILLE INTER	20111221	167	94	16.7	9.4	62	49	10	2011	12	21
GHCND:USW00093821	LOUISVILLE INTER	20111222	94	67	9.4	6.7	49	44	19	2011	12	22
GHCND:USW00093821	LOUISVILLE INTER	20111223	72	22	7.2	2.2	45	36	25	2011	12	23
GHCND:USW00093821	LOUISVILLE INTER	20111224	67	-6	6.7	(0.6)	44	31	28	2011	12	24
GHCND:USW00093821	LOUISVILLE INTER	20111225	122	11	12.2	1.1	54	34	21	2011	12	25
GHCND:USW00093821	LOUISVILLE INTER	20111226	72	-17	7.2	(1.7)	45	29	28	2011	12	26
GHCND:USW00093821	LOUISVILLE INTER	20111227	50	17	5.0	1.7	41	35	27	2011	12	27
GHCND:USW00093821	LOUISVILLE INTER	20111228	61	-6	6.1	(0.6)	43	31	28	2011	12	28
GHCND:USW00093821	LOUISVILLE INTER	20111229	133	6	13.3	0.6	56	33	21	2011	12	29
GHCND:USW00093821	LOUISVILLE INTER	20111230	156	83	15.6	8.3	60	47	12	2011	12	30
GHCND:USW00093821	LOUISVILLE INTER	20111231	111	56	11.1	5.6	52	42	18	2011	12	31
GHCND:USW0013810	LOUISVILLE BOWM	20111201	89	-39	8.9	(3.9)	48	25	29	2011	12	01
GHCND:USW0013810	LOUISVILLE BOWM	20111202	122	-22	12.2	(2.2)	54	28	24	2011	12	02
GHCND:USW0013810	LOUISVILLE BOWM	20111203	178	28	17.8	2.8	64	37	15	2011	12	03
GHCND:USW0013810	LOUISVILLE BOWM	20111204	156	106	15.6	10.6	60	51	10	2011	12	04
GHCND:USW0013810	LOUISVILLE BOWM	20111205	111	67	11.1	6.7	52	44	17	2011	12	05
GHCND:USW0013810	LOUISVILLE BOWM	20111206	67	28	6.7	2.8	44	37	25	2011	12	06
GHCND:USW0013810	LOUISVILLE BOWM	20111207	50	-6	5.0	(0.6)	41	31	29	2011	12	07
GHCND:USW0013810	LOUISVILLE BOWM	20111208	72	-28	7.2	(2.8)	45	27	29	2011	12	08
GHCND:USW0013810	LOUISVILLE BOWM	20111209	89	-28	8.9	(2.8)	48	27	28	2011	12	09
GHCND:USW0013810	LOUISVILLE BOWM	20111210	22	-44	2.2	(4.4)	36	24	35	2011	12	10
GHCND:USW0013810	LOUISVILLE BOWM	20111211	67	-72	6.7	(7.2)	44	19	34	2011	12	11
GHCND:USW0013810	LOUISVILLE BOWM	20111212	111	-39	11.1	(3.9)	52	25	27	2011	12	12
GHCND:USW0013810	LOUISVILLE BOWM	20111213	106	11	10.6	1.1	51	34	23	2011	12	13
GHCND:USW0013810	LOUISVILLE BOWM	20111214	183	89	18.3	8.9	65	48	9	2011	12	14
GHCND:USW0013810	LOUISVILLE BOWM	20111215	183	44	18.3	4.4	65	40	13	2011	12	15
GHCND:USW0013810	LOUISVILLE BOWM	20111216	44	11	4.4	1.1	40	34	28	2011	12	16
GHCND:USW0013810	LOUISVILLE BOWM	20111217	56	-28	5.6	(2.8)	42	27	31	2011	12	17
GHCND:USW0013810	LOUISVILLE BOWM	20111218	117	-17	11.7	(1.7)	53	29	24	2011	12	18
GHCND:USW0013810	LOUISVILLE BOWM	20111219	122	50	12.2	5.0	54	41	18	2011	12	19
GHCND:USW0013810	LOUISVILLE BOWM	20111220	156	44	15.6	4.4	60	40	15	2011	12	20
GHCND:USW0013810	LOUISVILLE BOWM	20111221	167	94	16.7	9.4	62	49	10	2011	12	21
GHCND:USW0013810	LOUISVILLE BOWM	20111222	100	61	10.0	6.1	50	43	19	2011	12	22
GHCND:USW0013810	LOUISVILLE BOWM	20111223	67	22	6.7	2.2	44	36	25	2011	12	23
GHCND:USW0013810	LOUISVILLE BOWM	20111224	61	-17	6.1	(1.7)	43	29	29	2011	12	24
GHCND:USW0013810	LOUISVILLE BOWM	20111225	122	-17	12.2	(1.7)	54	29	24	2011	12	25
GHCND:USW0013810	LOUISVILLE BOWM	20111226	72	-22	7.2	(2.2)	45	28	29	2011	12	26
GHCND:USW0013810	LOUISVILLE BOWM	20111227	56	22	5.6	2.2	42	36	26	2011	12	27
GHCND:USW0013810	LOUISVILLE BOWM	20111228	56	0	5.6	-	42	32	26	2011	12	28
GHCND:USW0013810	LOUISVILLE BOWM	20111229	133	17	13.3	1.7	56	35	20	2011	12	29
GHCND:USW0013810	LOUISVILLE BOWM	20111230	156	78	15.6	7.8	60	46	12	2011	12	30
GHCND:USW0013810	LOUISVILLE BOWM	20111231	111	61	11.1	6.1	52	43	18	2011	12	31

STATION	STATION_DATE	TMAX	TMIN	ELEVATION	LATITUDE	LONGITUDE	Measur	Quality	Fla	Source	Flag	Time of Ob	Measur	Quality	Fla	Source	Flag	Time of Observation
GHCND:US LEXINGTON	20111201	78	-44	298.7	38.0408	-84.6058			X			2400			X			2400
GHCND:US LEXINGTON	20111202	111	-33	298.7	38.0408	-84.6058			X			2400			X			2400
GHCND:US LEXINGTON	20111203	161	28	298.7	38.0408	-84.6058			X			2400			X			2400
GHCND:US LEXINGTON	20111204	161	83	298.7	38.0408	-84.6058			X			2400			X			2400
GHCND:US LEXINGTON	20111205	133	67	298.7	38.0408	-84.6058			X			2400			X			2400
GHCND:US LEXINGTON	20111206	67	22	298.7	38.0408	-84.6058			X			2400			X			2400
GHCND:US LEXINGTON	20111207	22	-28	298.7	38.0408	-84.6058			X			2400			X			2400
GHCND:US LEXINGTON	20111208	50	-44	298.7	38.0408	-84.6058			X			2400			X			2400
GHCND:US LEXINGTON	20111209	72	-33	298.7	38.0408	-84.6058			X			2400			X			2400
GHCND:US LEXINGTON	20111210	17	-61	298.7	38.0408	-84.6058			X			2400			X			2400
GHCND:US LEXINGTON	20111211	56	-83	298.7	38.0408	-84.6058			X			2400			X			2400
GHCND:US LEXINGTON	20111212	100	-33	298.7	38.0408	-84.6058			X			2400			X			2400
GHCND:US LEXINGTON	20111213	100	44	298.7	38.0408	-84.6058			X			2400			X			2400
GHCND:US LEXINGTON	20111214	178	78	298.7	38.0408	-84.6058			X			2400			X			2400
GHCND:US LEXINGTON	20111215	161	39	298.7	38.0408	-84.6058			X			2400			X			2400
GHCND:US LEXINGTON	20111216	39	5	298.7	38.0408	-84.6058			X			2400			X			2400
GHCND:US LEXINGTON	20111217	39	-11	298.7	38.0408	-84.6058			X			2400			X			2400
GHCND:US LEXINGTON	20111218	89	-33	298.7	38.0408	-84.6058			X			2400			X			2400
GHCND:US LEXINGTON	20111219	111	17	298.7	38.0408	-84.6058			X			2400			X			2400
GHCND:US LEXINGTON	20111220	133	33	298.7	38.0408	-84.6058			X			2400			X			2400
GHCND:US LEXINGTON	20111221	161	44	298.7	38.0408	-84.6058			X			2400			X			2400
GHCND:US LEXINGTON	20111222	78	28	298.7	38.0408	-84.6058			X			2400			X			2400
GHCND:US LEXINGTON	20111223	61	22	298.7	38.0408	-84.6058			X			2400			X			2400
GHCND:US LEXINGTON	20111224	61	-11	298.7	38.0408	-84.6058			X			2400			X			2400
GHCND:US LEXINGTON	20111225	100	-11	298.7	38.0408	-84.6058			X			2400			X			2400
GHCND:US LEXINGTON	20111226	67	-39	298.7	38.0408	-84.6058			X			2400			X			2400
GHCND:US LEXINGTON	20111227	61	11	298.7	38.0408	-84.6058			X			2400			X			2400
GHCND:US LEXINGTON	20111228	44	-6	298.7	38.0408	-84.6058			X			2400			X			2400
GHCND:US LEXINGTON	20111229	100	-6	298.7	38.0408	-84.6058			X			2400			X			2400
GHCND:US LEXINGTON	20111230	144	50	298.7	38.0408	-84.6058			X			2400			X			2400
GHCND:US LEXINGTON	20111231	100	44	298.7	38.0408	-84.6058			X			2400			X			2400
GHCND:US NASHVILLE	20111201	117	-39	182.9	36.11889	-86.6892			X			2400			X			2400
GHCND:US NASHVILLE	20111202	150	-28	182.9	36.11889	-86.6892			X			2400			X			2400
GHCND:US NASHVILLE	20111203	183	28	182.9	36.11889	-86.6892			X			2400			X			2400
GHCND:US NASHVILLE	20111204	194	117	182.9	36.11889	-86.6892			X			2400			X			2400
GHCND:US NASHVILLE	20111205	167	56	182.9	36.11889	-86.6892			X			2400			X			2400
GHCND:US NASHVILLE	20111206	67	44	182.9	36.11889	-86.6892			X			2400			X			2400
GHCND:US NASHVILLE	20111207	56	-11	182.9	36.11889	-86.6892			X			2400			X			2400
GHCND:US NASHVILLE	20111208	72	-39	182.9	36.11889	-86.6892			X			2400			X			2400
GHCND:US NASHVILLE	20111209	94	-50	182.9	36.11889	-86.6892			X			2400			X			2400
GHCND:US NASHVILLE	20111210	56	-33	182.9	36.11889	-86.6892			X			2400			X			2400
GHCND:US NASHVILLE	20111211	89	-72	182.9	36.11889	-86.6892			X			2400			X			2400
GHCND:US NASHVILLE	20111212	72	-44	182.9	36.11889	-86.6892			X			2400			X			2400
GHCND:US NASHVILLE	20111213	106	67	182.9	36.11889	-86.6892			X			2400			X			2400
GHCND:US NASHVILLE	20111214	217	44	182.9	36.11889	-86.6892			X			2400			X			2400
GHCND:US NASHVILLE	20111215	183	78	182.9	36.11889	-86.6892			X			2400			X			2400
GHCND:US NASHVILLE	20111216	78	17	182.9	36.11889	-86.6892			X			2400			X			2400
GHCND:US NASHVILLE	20111217	83	-11	182.9	36.11889	-86.6892			X			2400			X			2400
GHCND:US NASHVILLE	20111218	128	-39	182.9	36.11889	-86.6892			X			2400			X			2400
GHCND:US NASHVILLE	20111219	139	17	182.9	36.11889	-86.6892			X			2400			X			2400
GHCND:US NASHVILLE	20111220	167	39	182.9	36.11889	-86.6892			X			2400			X			2400
GHCND:US NASHVILLE	20111221	167	67	182.9	36.11889	-86.6892			X			2400			X			2400
GHCND:US NASHVILLE	20111222	83	61	182.9	36.11889	-86.6892			X			2400			X			2400
GHCND:US NASHVILLE	20111223	67	44	182.9	36.11889	-86.6892			X			2400			X			2400
GHCND:US NASHVILLE	20111224	100	17	182.9	36.11889	-86.6892			X			2400			X			2400
GHCND:US NASHVILLE	20111225	144	17	182.9	36.11889	-86.6892			X			2400			X			2400
GHCND:US NASHVILLE	20111226	72	-6	182.9	36.11889	-86.6892			X			2400			X			2400
GHCND:US NASHVILLE	20111227	78	39	182.9	36.11889	-86.6892			X			2400			X			2400
GHCND:US NASHVILLE	20111228	89	-22	182.9	36.11889	-86.6892			X			2400			X			2400
GHCND:US NASHVILLE	20111229	128	-22	182.9	36.11889	-86.6892			X			2400			X			2400
GHCND:US NASHVILLE	20111230	150	72	182.9	36.11889	-86.6892			X			2400			X			2400
GHCND:US NASHVILLE	20111231	156	22	182.9	36.11889	-86.6892			X			2400			X			2400
GHCND:US EVANSVILLE	20111201	89	-50	121.9	38.0441	-87.5205			X			2400			X			2400
GHCND:US EVANSVILLE	20111202	117	-17	121.9	38.0441	-87.5205			X			2400			X			2400
GHCND:US EVANSVILLE	20111203	167	67	121.9	38.0441	-87.5205			X			2400			X			2400
GHCND:US EVANSVILLE	20111204	139	61	121.9	38.0441	-87.5205			X			2400			X			2400
GHCND:US EVANSVILLE	20111205	61	39	121.9	38.0441	-87.5205			X			2400			X			2400
GHCND:US EVANSVILLE	20111206	44	28	121.9	38.0441	-87.5205			X			2400			X			2400
GHCND:US EVANSVILLE	20111207	50	-28	121.9	38.0441	-87.5205			X			2400			X			2400
GHCND:US EVANSVILLE	20111208	67	-39	121.9	38.0441	-87.5205			X			2400			X			2400
GHCND:US EVANSVILLE	20111209	72	-28	121.9	38.0441	-87.5205			X			2400			X			2400
GHCND:US EVANSVILLE	20111210	22	-67	121.9	38.0441	-87.5205			X			2400			X			2400
GHCND:US EVANSVILLE	20111211	50	-67	121.9	38.0441	-87.5205			X			2400			X			2400
GHCND:US EVANSVILLE	20111212	111	-56	121.9	38.0441	-87.5205			X			2400			X			2400
GHCND:US EVANSVILLE	20111213	94	6	121.9	38.0441	-87.5205			X			2400			X			2400
GHCND:US EVANSVILLE	20111214	172	72	121.9	38.0441	-87.5205			X			2400			X			2400
GHCND:US EVANSVILLE	20111215	183	22	121.9	38.0441	-87.5205			X			2400			X			2400
GHCND:US EVANSVILLE	20111216	39	-6	121.9	38.0441	-87.5205			X			2400			X			2400
GHCND:US EVANSVILLE	20111217	56	-44	121.9	38.0441	-87.5205			X			2400			X			2400
GHCND:US EVANSVILLE	20111218	111	-44	121.9	38.0441	-87.5205			X			2400			X			2400
GHCND:US EVANSVILLE	20111219	106	56	121.9	38.0441	-87.5205			X			2400			X			2400
GHCND:US EVANSVILLE	20111220	156	44	121.9	38.0441	-87.5205			X			2400			X			2400
GHCND:US EVANSVILLE	20111221	156	78	121.9	38.0441	-87.5205			X			2400			X			2400
GHCND:US EVANSVILLE	20111222	78	22	121.9	38.0441	-87.5205			X			2400			X			2400
GHCND:US EVANSVILLE	20111223	50	-11	121.9	38.0441	-87.5205			X			2400			X			2400
GHCND:US EVANSVILLE	20111224	61	-28	121.9	38.0441	-87.5205			X			2400			X			2400
GHCND:US EVANSVILLE	20111225	128	-22	121.9	38.0441	-87.5205			X			2400			X			2400
GHCND																		



STATION	STATION_ID	DATE	TMAX	TMIN	ELEVATION	LATITUDE	LONGITUDE	Measurem	Quality	Flag	Source	Flag	Time of Ob	Measurem	Quality	Flag	Source	Flag	Time of Observation
GHCND:US PADUCAH		20111201	100	-61	125.9	37.0563	-88.7744	X			X		2400	X		X		2400	
GHCND:US PADUCAH		20111202	128	-17	125.9	37.0563	-88.7744	X			X		2400	X		X		2400	
GHCND:US PADUCAH		20111203	172	50	125.9	37.0563	-88.7744	X			X		2400	X		X		2400	
GHCND:US PADUCAH		20111204	150	67	125.9	37.0563	-88.7744	X			X		2400	X		X		2400	
GHCND:US PADUCAH		20111205	67	22	125.9	37.0563	-88.7744	X			X		2400	X		X		2400	
GHCND:US PADUCAH		20111206	50	22	125.9	37.0563	-88.7744	X			X		2400	X		X		2400	
GHCND:US PADUCAH		20111207	44	-11	125.9	37.0563	-88.7744	X			X		2400	X		X		2400	
GHCND:US PADUCAH		20111208	72	-33	125.9	37.0563	-88.7744	X			X		2400	X		X		2400	
GHCND:US PADUCAH		20111209	89	-33	125.9	37.0563	-88.7744	X			X		2400	X		X		2400	
GHCND:US PADUCAH		20111210	39	-56	125.9	37.0563	-88.7744	X			X		2400	X		X		2400	
GHCND:US PADUCAH		20111211	78	-67	125.9	37.0563	-88.7744	X			X		2400	X		X		2400	
GHCND:US PADUCAH		20111212	128	-50	125.9	37.0563	-88.7744	X			X		2400	X		X		2400	
GHCND:US PADUCAH		20111213	100	50	125.9	37.0563	-88.7744	X			X		2400	X		X		2400	
GHCND:US PADUCAH		20111214	178	78	125.9	37.0563	-88.7744	X			X		2400	X		X		2400	
GHCND:US PADUCAH		20111215	172	33	125.9	37.0563	-88.7744	X			X		2400	X		X		2400	
GHCND:US PADUCAH		20111216	56	-33	125.9	37.0563	-88.7744	X			X		2400	X		X		2400	
GHCND:US PADUCAH		20111217	78	-56	125.9	37.0563	-88.7744	X			X		2400	X		X		2400	
GHCND:US PADUCAH		20111218	128	-17	125.9	37.0563	-88.7744	X			X		2400	X		X		2400	
GHCND:US PADUCAH		20111219	117	56	125.9	37.0563	-88.7744	X			X		2400	X		X		2400	
GHCND:US PADUCAH		20111220	167	44	125.9	37.0563	-88.7744	X			X		2400	X		X		2400	
GHCND:US PADUCAH		20111221	167	72	125.9	37.0563	-88.7744	X			X		2400	X		X		2400	
GHCND:US PADUCAH		20111222	83	39	125.9	37.0563	-88.7744	X			X		2400	X		X		2400	
GHCND:US PADUCAH		20111223	39	-11	125.9	37.0563	-88.7744	X			X		2400	X		X		2400	
GHCND:US PADUCAH		20111224	83	-39	125.9	37.0563	-88.7744	X			X		2400	X		X		2400	
GHCND:US PADUCAH		20111225	133	-22	125.9	37.0563	-88.7744	X			X		2400	X		X		2400	
GHCND:US PADUCAH		20111226	61	-39	125.9	37.0563	-88.7744	X			X		2400	X		X		2400	
GHCND:US PADUCAH		20111227	94	6	125.9	37.0563	-88.7744	X			X		2400	X		X		2400	
GHCND:US PADUCAH		20111228	78	-33	125.9	37.0563	-88.7744	X			X		2400	X		X		2400	
GHCND:US PADUCAH		20111229	144	22	125.9	37.0563	-88.7744	X			X		2400	X		X		2400	
GHCND:US PADUCAH		20111230	139	67	125.9	37.0563	-88.7744	X			X		2400	X		X		2400	
GHCND:US PADUCAH		20111231	150	11	125.9	37.0563	-88.7744	X			X		2400	X		X		2400	
GHCND:US LOUISVILLE		20111201	94	-28	148.7	38.1811	-85.7391	X			X		2400	X		X		2400	
GHCND:US LOUISVILLE		20111202	122	-6	148.7	38.1811	-85.7391	X			X		2400	X		X		2400	
GHCND:US LOUISVILLE		20111203	172	28	148.7	38.1811	-85.7391	X			X		2400	X		X		2400	
GHCND:US LOUISVILLE		20111204	156	100	148.7	38.1811	-85.7391	X			X		2400	X		X		2400	
GHCND:US LOUISVILLE		20111205	111	61	148.7	38.1811	-85.7391	X			X		2400	X		X		2400	
GHCND:US LOUISVILLE		20111206	61	28	148.7	38.1811	-85.7391	X			X		2400	X		X		2400	
GHCND:US LOUISVILLE		20111207	56	-6	148.7	38.1811	-85.7391	X			X		2400	X		X		2400	
GHCND:US LOUISVILLE		20111208	78	-28	148.7	38.1811	-85.7391	X			X		2400	X		X		2400	
GHCND:US LOUISVILLE		20111209	89	-22	148.7	38.1811	-85.7391	X			X		2400	X		X		2400	
GHCND:US LOUISVILLE		20111210	28	-50	148.7	38.1811	-85.7391	X			X		2400	X		X		2400	
GHCND:US LOUISVILLE		20111211	61	-67	148.7	38.1811	-85.7391	X			X		2400	X		X		2400	
GHCND:US LOUISVILLE		20111212	111	-33	148.7	38.1811	-85.7391	X			X		2400	X		X		2400	
GHCND:US LOUISVILLE		20111213	111	28	148.7	38.1811	-85.7391	X			X		2400	X		X		2400	
GHCND:US LOUISVILLE		20111214	189	83	148.7	38.1811	-85.7391	X			X		2400	X		X		2400	
GHCND:US LOUISVILLE		20111215	183	44	148.7	38.1811	-85.7391	X			X		2400	X		X		2400	
GHCND:US LOUISVILLE		20111216	50	0	148.7	38.1811	-85.7391	X			X		2400	X		X		2400	
GHCND:US LOUISVILLE		20111217	61	-28	148.7	38.1811	-85.7391	X			X		2400	X		X		2400	
GHCND:US LOUISVILLE		20111218	117	-22	148.7	38.1811	-85.7391	X			X		2400	X		X		2400	
GHCND:US LOUISVILLE		20111219	122	56	148.7	38.1811	-85.7391	X			X		2400	X		X		2400	
GHCND:US LOUISVILLE		20111220	156	56	148.7	38.1811	-85.7391	X			X		2400	X		X		2400	
GHCND:US LOUISVILLE		20111221	167	94	148.7	38.1811	-85.7391	X			X		2400	X		X		2400	
GHCND:US LOUISVILLE		20111222	94	67	148.7	38.1811	-85.7391	X			X		2400	X		X		2400	
GHCND:US LOUISVILLE		20111223	72	22	148.7	38.1811	-85.7391	X			X		2400	X		X		2400	
GHCND:US LOUISVILLE		20111224	67	-6	148.7	38.1811	-85.7391	X			X		2400	X		X		2400	
GHCND:US LOUISVILLE		20111225	122	11	148.7	38.1811	-85.7391	X			X		2400	X		X		2400	
GHCND:US LOUISVILLE		20111226	72	-17	148.7	38.1811	-85.7391	X			X		2400	X		X		2400	
GHCND:US LOUISVILLE		20111227	50	17	148.7	38.1811	-85.7391	X			X		2400	X		X		2400	
GHCND:US LOUISVILLE		20111228	61	-6	148.7	38.1811	-85.7391	X			X		2400	X		X		2400	
GHCND:US LOUISVILLE		20111229	133	6	148.7	38.1811	-85.7391	X			X		2400	X		X		2400	
GHCND:US LOUISVILLE		20111230	156	83	148.7	38.1811	-85.7391	X			X		2400	X		X		2400	
GHCND:US LOUISVILLE		20111231	111	56	148.7	38.1811	-85.7391	X			X		2400	X		X		2400	
GHCND:US LOUISVILLE		20111201	89	-39	164.6	38.22806	-85.6636	A			A		9999	A		A		9999	
GHCND:US LOUISVILLE		20111202	122	-22	164.6	38.22806	-85.6636	A			A		9999	A		A		9999	
GHCND:US LOUISVILLE		20111203	178	28	164.6	38.22806	-85.6636	A			A		9999	A		A		9999	
GHCND:US LOUISVILLE		20111204	156	106	164.6	38.22806	-85.6636	A			A		9999	A		A		9999	
GHCND:US LOUISVILLE		20111205	111	67	164.6	38.22806	-85.6636	A			A		9999	A		A		9999	
GHCND:US LOUISVILLE		20111206	67	28	164.6	38.22806	-85.6636	A			A		9999	A		A		9999	
GHCND:US LOUISVILLE		20111207	50	-6	164.6	38.22806	-85.6636	A			A		9999	A		A		9999	
GHCND:US LOUISVILLE		20111208	72	-28	164.6	38.22806	-85.6636	A			A		9999	A		A		9999	
GHCND:US LOUISVILLE		20111209	89	-28	164.6	38.22806	-85.6636	A			A		9999	A		A		9999	
GHCND:US LOUISVILLE		20111210	22	-44	164.6	38.22806	-85.6636	A			A		9999	A		A		9999	
GHCND:US LOUISVILLE		20111211	67	-72	164.6	38.22806	-85.6636	A			A		9999	A		A		9999	
GHCND:US LOUISVILLE		20111212	111	-39	164.6	38.22806	-85.6636	A			A		9999	A		A		9999	
GHCND:US LOUISVILLE		20111213	106	11	164.6	38.22806	-85.6636	A			A		9999	A		A		9999	
GHCND:US LOUISVILLE		20111214	183	89	164.6	38.22806	-85.6636	A			A		9999	A		A		9999	
GHCND:US LOUISVILLE		20111215	183	44	164.6	38.22806	-85.6636	A			A		9999	A		A		9999	
GHCND:US LOUISVILLE		20111216	44	11	164.6	38.22806	-85.6636	A			A		9999	A		A		9999	
GHCND:US LOUISVILLE		20111217	56	-28	164.6	38.22806	-85.6636	A			A		9999	A		A		9999	
GHCND:US LOUISVILLE		20111218	117	-17	164.6	38.22806	-85.6636	A			A		9999	A		A		9999	
GHCND:US LOUISVILLE		20111219	122	50	164.6	38.22806	-85.6636	A			A		9999	A		A		9999	
GHCND:US LOUISVILLE		20111220	156	44	164.6	38.22806	-85.6636	A			A		9999	A		A		9999	
GHCND:US LOUISVILLE		20111221	167	94	164.6	38.22806	-85.6636	A			A		9999	A		A		9999	
GHCND:US LOUISVILLE		20111222	100	61	164.6	38.22806	-85.6636	A			A		9999	A		A		9999	
GHCND:US LOUISVILLE		20111223	67	22	164.6	38.22806	-85.6636	A			A		9999	A		A		9999	
GHCND:US LOUISVILLE		20111224	61	-17	164.6	38.22806	-85.6636	A			A		9999	A					

**Kentuck GCA Table of Contents****Submission****Tariff Sheets**

- T.4 Current Rate Summary
- T.5 Current Gas Cost Adjustments
- T.6 Current Transportation

**Exhibit A - Comparison of Current and Previous Cases**

- A.1 Sales Service
- A.2 Transportation Service

**Exhibit B - Expected Gas Cost (EGC) Calculation**

- B.1 Texas Gas Transmission - Non-Commodity
- B.2 Tennessee Gas Pipeline - Non-Commodity
- B.3 Texas Gas Transmission - Commodity Purchases
- B.4 Tennessee Gas Pipeline - Commodity Purchases
- B.5 Trunkline Gas Company
- B.6 Demand Charge Calculation
- B.7 Commodity - Total System
- B.8 Load Factor Calculation for Demand Allocation

**Exhibit C - Rates Used in Expected Gas Cost Calculation**

- C.1 Basis for Indexed Gas Cost
- C.2 Estimated Average Cost of Goods (EWACOG) **\*\*Confidential\*\***

**Exhibit D - Correction Factor (CF) Calculation**

- D.1 Summary
- D.2 Recoverable Gas Cost Calculation - Volume
- D.3 Recoverable Gas Cost Calculation - Cost
- D.4 Recovery from Correction Factors
- D.5 Detail Sheet for Supply Volumes & Costs **\*\*Confidential\*\***
- D.6 Net Uncollectible Gas Cost

**Exhibit E - Refund Factor (RF)**

- E.1
- E.2

**Workpapers & Support**

- Control - Common Input for Dates
- Checklist
- Data Mart Inputs
- WPD.1 PBR Report
- WPE.1 Volumes by Customer Class
- WPT.1 Tariff Revisions

**FOR ENTIRE SERVICE AREA****P.S.C. KY NO. 1****FIFTY-FOURTH REVISED SHEET NO. 4****CANCELLING****FIFTY-THIRD REVISED SHEET NO. 4****ATMOS ENERGY CORPORATION**  
NAME OF UTILITY**Current Rate Summary**  
Case No. 2013-00000**Firm Service**

## Base Charge:

Residential (G-1)	-	\$12.50	per meter per month
Non-Residential (G-1)	-	30.00	per meter per month
Transportation (T-4)	-	300.00	per delivery point per month
Transportation Administration Fee	-	50.00	per customer per meter

**Rate per Mcf<sup>2</sup>****Sales (G-1)****Transportation (T-4)**

First	300	<sup>1</sup> Mcf	@	7.0215	per Mcf	@	1.1000	per Mcf	(f, -)
Next	14,700	<sup>1</sup> Mcf	@	6.6915	per Mcf	@	0.7700	per Mcf	(f, -)
Over	15,000	Mcf	@	6.4215	per Mcf	@	0.5000	per Mcf	(f, -)

**Interruptible Service**

Base Charge	-	\$300.00	per delivery point per month
Transportation Administration Fee	-	50.00	per customer per meter

**Rate per Mcf<sup>2</sup>****Sales (G-2)****Transportation (T-3)**

First	15,000	<sup>1</sup> Mcf	@	5.3686	per Mcf	@	0.6300	per Mcf	(f, -)
Over	15,000	Mcf	@	5.1486	per Mcf	@	0.4100	per Mcf	(f, -)

<sup>1</sup> All gas consumed by the customer (sales, transportation; firm and interruptible) will be considered for the purpose of determining whether the volume requirement of 15,000 Mcf has been achieved.

<sup>2</sup> DSM, PRP and R&D Riders may also apply, where applicable.

DATE OF ISSUE March 28, 2013  
MONTH / DATE / YEARDATE EFFECTIVE May 1, 2013  
MONTH / DATE / YEARISSUED BY /s/ Mark A. Martin  
SIGNATURE OF OFFICERTITLE Vice President – Rates & Regulatory AffairsBY AUTHORITY OF ORDER OF THE PUBLIC SERVICE COMMISSION  
IN CASE NO 2013-00000 DATED N/A

**FOR ENTIRE SERVICE AREA**

**P.S.C. KY NO. 1**

**FIFTY-FOURTH REVISED SHEET NO. 5**

**CANCELLING**

**FIFTY-THIRD REVISED SHEET NO. 5**

**ATMOS ENERGY CORPORATION**  
 NAME OF UTILITY

**Current Gas Cost Adjustments**  
**Case No. 2013-00000**

**Applicable**

For all Mcf billed under General Sales Service (G-1) and Interruptible Sales Service (G-2).

Gas Charge = GCA

GCA = EGC + CF + RF + PBRRF

<b><u>Gas Cost Adjustment Components</u></b>	<b><u>G - 1</u></b>	<b><u>G-2</u></b>	
EGC (Expected Gas Cost Component)	5.5580	4.3751	(l, l)
CF (Correction Factor)	0.2817	0.2817	(l, l)
RF (Refund Adjustment)	(0.0805)	(0.0805)	(l, l)
PBRRF (Performance Based Rate Recovery Factor)	<u>0.1623</u>	<u>0.1623</u>	(-, -)
GCA (Gas Cost Adjustment)	<u>\$5.9215</u>	<u>\$4.7386</u>	(l, l)

DATE OF ISSUE March 28, 2013  
MONTH / DATE / YEAR

DATE EFFECTIVE May 1, 2013  
MONTH / DATE / YEAR

ISSUED BY /s/ Mark A. Martin  
SIGNATURE OF OFFICER

TITLE Vice President – Rates & Regulatory Affairs

BY AUTHORITY OF ORDER OF THE PUBLIC SERVICE COMMISSION  
 IN CASE NO 2013-00000 DATED N/A

**FOR ENTIRE SERVICE AREA**

P.S.C. KY NO. 1

FIFTY-FOURTH REVISED SHEET NO. 6

CANCELLING

FIFTY-THIRD REVISED SHEET NO. 6

**ATMOS ENERGY CORPORATION**

NAME OF UTILITY

**Current Transportation**

Case No. 2013-00000

The Transportation Rates (T-3 and T-4) for each respective service net monthly rate is as follows:

System Lost and Unaccounted gas percentage:

0.84%

				<u>Simple Margin</u>	<u>Non- Commodity</u>	<u>Gross Margin</u>			
<b><u>Transportation Service <sup>1</sup></u></b>									
<b><u>Firm Service (T-4)</u></b>									
First	300	Mcf	@	\$1.1000 +	\$0.0000 =	\$1.1000	per Mcf	(-)	
Next	14,700	Mcf	@	0.7700 +	0.0000 =	0.7700	per Mcf	(-)	
All over	15,000	Mcf	@	0.5000 +	0.0000 =	0.5000	per Mcf	(-)	
<b><u>Interruptible Service (T-3)</u></b>									
First	15,000	Mcf	@	\$0.6300 +	\$0.0000 =	\$0.6300	per Mcf	(-)	
All over	15,000	Mcf	@	0.4100 +	0.0000 =	0.4100	per Mcf	(-)	

<sup>1</sup> Excludes standby sales service.DATE OF ISSUE March 28, 2013  
MONTH / DATE / YEARDATE EFFECTIVE May 1, 2013  
MONTH / DATE / YEARISSUED BY /s/ Mark A. Martin  
SIGNATURE OF OFFICERTITLE Vice President – Rates & Regulatory AffairsBY AUTHORITY OF ORDER OF THE PUBLIC SERVICE COMMISSION  
IN CASE NO 2013-00000 DATED N/A

**Atmos Energy Corporation**  
Comparison of Current and Previous Cases  
Sales Service

Exhibit A  
Page 1 of 2

Line No.	Description	Case No.		Difference
		(a) 2012-00587	(b) 2013-00000	
		\$/Mcf	\$/Mcf	\$/Mcf
1	<b><u>G - 1</u></b>			
2				
3	<u>Distribution Charge (per Case No. 09-00354)</u>			
4	First 300 Mcf	1.1000	1.1000	0.0000
5	Next 14,700 Mcf	0.7700	0.7700	0.0000
6	Over 15,000 Mcf	0.5000	0.5000	0.0000
7				
8	<u>Gas Cost Adjustment Components</u>			
9	EGC (Expected Gas Cost):			
10	Commodity	3.5473	4.1548	0.6075
11	Demand	1.2823	1.4032	0.1209
12	Total EGC	4.8296	5.5580	0.7284
13	CF (Correction Factor)	0.0739	0.2817	0.2078
14	RF (Refund Adjustment)	(0.0863)	(0.0805)	0.0058
15	PBRRF (Performance Based Rate Recovery Factor)	0.1623	0.1623	0.0000
16	GCA (Gas Cost Adjustment)	4.9795	5.9215	0.9420
17				
18	<u>Rate per Mcf (GCA included)</u>			
19	First 300 Mcf	6.0795	7.0215	0.9420
20	Next 14,700 Mcf	5.7495	6.6915	0.9420
21	Over 15,000 Mcf	5.4795	6.4215	0.9420
22				
23				
24	<b><u>G - 2</u></b>			
25				
26	<u>Distribution Charge (per Case No. 09-00354)</u>			
27	First 15,000 Mcf	0.6300	0.6300	0.0000
28	Over 15,000 Mcf	0.4100	0.4100	0.0000
29				
30	<u>Gas Cost Adjustment Components</u>			
31	EGC (Expected Gas Cost):			
32	Commodity	3.5473	4.1548	0.6075
33	Demand	0.2013	0.2203	0.0190
34	Total EGC	3.7486	4.3751	0.6265
35	CF (Correction Factor)	0.0739	0.2817	0.2078
36	RF (Refund Adjustment)	(0.0863)	(0.0805)	0.0058
37	PBRRF (Performance Based Rate Recovery Factor)	0.1623	0.1623	0.0000
38	GCA (Gas Cost Adjustment)	3.8985	4.7386	0.8401
39				
40	<u>Rate per Mcf (GCA included)</u>			
41	First 300 Mcf	4.5285	5.3686	0.8401
42	Over 14,700 Mcf	4.3085	5.1486	0.8401
43				
44				
45	<b><u>Refund Factor (RF)</u></b>			
47		Effective		
48	Case No.	Date	RF	
49				
50	1 - 2012-00287	8/1/2012	(0.0251)	
51	2 - 2012-00438	11/1/2012	(0.0265)	
52	3 - 2012-00587	2/1/2013	(0.0275)	
53	4 - 2013-00000	5/1/2013	(0.0014)	
54				
55	Total Refund Factor (RF)		(\$0.0805)	

**Atmos Energy Corporation**  
Comparison of Current and Previous Cases  
Transportation ServiceExhibit A  
Page 2 of 2

Line No.	Description	(a)	(b)	(c)
		Case No.		Difference
		2012-00587	2013-00000	
		\$/Mcf	\$/Mcf	\$/Mcf
1	<b><u>T -4 Transportation Service / Firm Service (High Priority)</u></b>			
2				
3	<b><u>Simple Margin / Distribution Charge (per Case No. 09-00354)</u></b>			
4	First 300 Mcf	1.1000	1.1000	0.0000
5	Next 14,700 Mcf	0.7700	0.7700	0.0000
6	Over 15,000 Mcf	0.5000	0.5000	0.0000
7				
8				
9	<b><u>T - 3 / Interruptible Service (Low Priority)</u></b>			
10				
11	<b><u>Simple Margin / Distribution Charge (per Case No. 09-00354)</u></b>			
12	First 15,000 Mcf	0.6300	0.6300	0.0000
13	Over 15,000 Mcf	0.4100	0.4100	0.0000
14				

**Atmos Energy Corporation**  
Expected Gas Cost (EGC) Calculation  
Texas Gas Transmission - Non-Commodity

Exhibit B  
Page 1 of 8

Line No.	Description	(a) Tariff Sheet No.	(b) Annual Units MMbtu	(c) Rate \$/MMbtu	(d) (e) Non-Commodity	
					Total \$	Demand \$
<b>1 SL to Zone 2</b>						
2	NNS Contract #	29760	12,617,673			
3	Base Rate	Section 4.4 - NNS		0.3088	3,896,337	3,896,337
4						
5	Total SL to Zone 2		<u>12,617,673</u>		<u>3,896,337</u>	<u>3,896,337</u>
6						
<b>7 SL to Zone 3</b>						
8	NNS Contract #	29762	27,480,375			
9	Base Rate	Section 4.4 - NNS		0.3543	9,736,297	9,736,297
10						
11	FT Contract #	29759	4,927,500			
12	Base Rate	Section 4.1 - FT		0.2939	1,448,192	1,448,192
13						
14	Total SL to Zone 3		<u>32,407,875</u>		<u>11,184,489</u>	<u>11,184,489</u>
15						
<b>16 Zone 1 to Zone 3</b>						
17	FT Contract #	29761	1,093,740			
18	Base Rate	Section 4.1 - FT		0.2616	286,122	286,122
19						
20	Total Zone 1 to Zone 3		<u>1,093,740</u>		<u>286,122</u>	<u>286,122</u>
21						
<b>22 SL to Zone 4</b>						
23	NNS Contract #	29763	3,320,769			
24	Base Rate	Section 4.4 - NNS		0.4190	1,391,402	1,391,402
25						
26	FT Contract #	29765	1,277,500			
27	Base Rate	Section 4.1 - FT		0.3670	468,843	468,843
28						
29	FT Contract #	31097	547,500			
30	Base Rate	Section 4.1 - FT		0.3670	200,933	200,933
31						
32	Total SL to Zone 4		<u>5,145,769</u>		<u>2,061,178</u>	<u>2,061,178</u>
33						
<b>34 Zone 2 to Zone 4</b>						
35	FT Contract #	32799	2,309,720			
36	Base Rate	Section 4.1 - FT		0.2780	152,205	152,205
37						
38	Total Zone 2 to Zone 4		<u>2,309,720</u>		<u>152,205</u>	<u>152,205</u>
39						
40	Total SL to Zone 2		12,617,673		3,896,337	3,896,337
41	Total SL to Zone 3		32,407,875		11,184,489	11,184,489
42	Total Zone 1 to Zone 3		1,093,740		286,122	286,122
43	Total SL to Zone 4		5,145,769		2,061,178	2,061,178
44	Total Zone 2 to Zone 4		2,309,720		152,205	152,205
45						
46	Total Texas Gas		<u>53,574,777</u>		<u>17,732,536</u>	<u>17,732,536</u>
47						
48						
49	Total Texas Gas Area Non-Commodity				<u>17,732,536</u>	<u>17,732,536</u>



**Atmos Energy Corporation**  
Expected Gas Cost (EGC) Calculation  
Tennessee Gas Pipeline - Non-Commodity

Exhibit B  
Page 2 of 8

Line No.	Description	(a)	(b)	(c)	(d) (e) Non-Commodity	
		Tariff Sheet No.	Annual Units MMbtu	Rate \$/MMbtu	Total \$	Demand \$
1	<b>0 to Zone 2</b>					
2	FT-G Contract # 2546		145,000			
3	Base Rate	23		16.3405	2,369,373	2,369,373
4						
5	FT-A Contract # 95033		144,000			
6	Base Rate	14		16.3405	2,353,032	2,353,032
7						
8	Total Zone 0 to 2		<u>289,000</u>		<u>4,722,405</u>	<u>4,722,405</u>
9						
10	<b>Gas Storage</b>					
11	Production Area:					
12	Demand	61	34,968	2.8100	98,260	98,260
13	Space Charge	61	4,916,148	0.0286	140,602	140,602
14	Market Area:					
15	Demand	61	237,408	1.5400	365,608	365,608
16	Space Charge	61	<u>10,846,308</u>	0.0211	<u>228,857</u>	<u>228,857</u>
17	Total Storage		<u>16,034,832</u>		<u>833,327</u>	<u>833,327</u>
18						
19	Total Tennessee Gas Area FT-G Non-Commodity				<u>5,555,732</u>	<u>5,555,732</u>

**Atmos Energy Corporation**  
Expected Gas Cost (EGC) Calculation  
Texas Gas Transmission - Commodity Purchases

Exhibit B  
Page 3 of 8

Line No.	Description	(a) Tariff Sheet No.	(b)	(c) Purchases Mcf	(d) MMbtu	(e) Rate \$/MMbtu	(f) Total \$
1	<u>No Notice Service</u>				2,921,900		
2	Indexed Gas Cost					3.9060	11,412,943
3	Commodity (Zone 3)	Section 4.4 - NNS				0.0490	143,173
4	Fuel and Loss Retention @	Section 4.18.1	3.22%			0.1300	379,847
5						4.0850	11,935,963
6							
7	<u>Firm Transportation</u>				2,390,646		
8	Indexed Gas Cost					3.9060	9,337,862
9	Base (Weighted on MDQs)					0.0442	105,667
10	ACA	Section 4.1 - FT				0.0018	4,303
11	Fuel and Loss Retention @	Section 4.18.1	3.22%			0.1300	310,784
12						4.0820	9,758,616
13	<u>No Notice Storage</u>						
14	Net (Injections)/Withdrawals						
15	Withdrawals					3.1720	0
16	Injections				(1,514,511)	3.9060	(5,915,680)
17	Commodity (Zone 3)	Section 4.4 - NNS				0.0490	(74,211)
18	Fuel and Loss Retention @	Section 4.18.1	3.22%			0.1300	(196,886)
19					(1,514,511)	4.0850	(6,186,777)
20							
21							
22	Total Purchases in Texas Area				3,798,035	4.0831	15,507,802
23							
24							
25	<u>Used to allocate transportation non-commodity</u>						
26							
27				Annualized		Commodity	
28				MDQs in		Charge	Weighted
29	<u>Texas Gas</u>			MMbtu	Allocation	\$/MMbtu	Average
30	SL to Zone 2	Section 4.1 - FT		12,617,673	23.55%	\$0.0399	\$ 0.0094
31	SL to Zone 3	Section 4.1 - FT		32,407,875	60.49%	0.0445	\$ 0.0269
32	1 to Zone 3	Section 4.1 - FT		1,093,740	2.04%	0.0422	\$ 0.0009
33	SL to Zone 4	Section 4.1 - FT		5,145,769	9.60%	0.0528	\$ 0.0051
34	2 to Zone 4	Section 4.1 - FT		2,309,720	4.31%	0.0446	\$ 0.0019
35	Total			53,574,777	100.0%		\$ 0.0442
36							
37	<u>Tennessee Gas</u>						
38	0 to Zone 2	24		289,000	100.00%	\$0.0177	\$ 0.0177
39	1 to Zone 2	24		0	0.00%	0.0147	-
40	Total			289,000	100.00%		\$ 0.0177

**Atmos Energy Corporation**  
Expected Gas Cost (EGC) Calculation  
Tennessee Gas Pipeline - Commodity Purchases

Exhibit B  
Page 4 of 8

Line No.	Description	Tariff Sheet No.	(a)	(b)	(c)	(d)	(e)	(f)	
									Purchases
						Mcf	MMbtu	\$/MMbtu	\$
1	<u>FT-A and FT-G</u>						664,985		
2	Indexed Gas Cost							3.9060	2,597,431
3	Base Commodity (Weighted on MDQs)							0.0177	11,770
4	ACA	24						0.0018	1,197
5	Fuel and Loss Retention	32	1.80%					0.0716	47,613
6								3.9971	2,658,011
7									
8	<u>FT-GS</u>						0		
9	Indexed Gas Cost							3.9060	0
10	Base Rate	26						0.9131	0
11	ACA	24						0.0018	0
12	Fuel and Loss Retention	32	1.80%					0.0716	0
13								4.8925	0
14									
15	<u>Gas Storage</u>								
16	FT-A & FT-G Market Area Withdrawals						0	3.1720	-
17	FT-A & FT-G Market Area Injections						(512,280)	3.9060	(2,000,965)
18	Withdrawal Rate	61						0.0087	0
19	Injection Rate	61						0.0087	(4,457)
20	Fuel and Loss Retention	61	1.91%					0.0002	(102)
21	Total						(512,280)	3.9149	(2,005,524)
22									
23									
24									
25	Total Tennessee Gas Zones						152,705	4.2729	652,487

**Atmos Energy Corporation**  
 Expected Gas Cost (EGC) Calculation  
 Trunkline Gas Company

Exhibit B  
 Page 5 of 8

Commodity						
	(a)	(b)	(c)	(d)	(e)	(f)
Line No.	Description	Tariff Sheet No.	Purchases		Rate	Total
			Mcf	MMbtu	\$/MMbtu	\$
1	<u>Firm Transportation</u>					
2	Expected Volumes			92,000		
3	Indexed Gas Cost				3.9060	359,352
4	Base Commodity	10			0.0051	469
5	ACA	10			0.0018	166
6	Fuel and Loss Retention	10	1.09%		0.0391	3,597
7					<u>3.9520</u>	<u>363,584</u>
8						
9						

Non-Commodity

Non-Commodity						
	(a)	(b)	(c)	(d)	(e)	
Line No.	Description	Tariff Sheet No.	Annual Units	Rate	Total	Demand
			MMbtu	\$/MMbtu	\$	\$
	<b>Injections</b>					
10	FT-G Contract # 014573		27,000			
11	Discount Rate on MDQs			5.3776	145,195	145,195
12						
13	Total Trunkline Area Non-Commodity				<u>145,195</u>	<u>145,195</u>

**Atmos Energy Corporation**  
Expected Gas Cost (EGC) Calculation  
Demand Charge CalculationExhibit B  
Page 6 of 8

Line No.	(a)	(b)	(c)	(d)	(e)	
1	<u>Total Demand Cost:</u>					
2	Texas Gas Transmission	\$17,732,536				
3	Midwestern	0				
4	Tennessee Gas Pipeline	5,555,732				
5	Trunkline Gas Company	145,195				
6	Total	<u>\$23,433,463</u>				
7						
8		Allocated	Related	Monthly Demand Charge		
9	<u>Demand Cost Allocation:</u>	Factors	Demand	Volumes	Firm	Interruptible
10	All	0.1590	\$3,725,921	16,912,709	0.2203	0.2203
11	Firm	0.8410	19,707,542	16,659,822	1.1829	
12	Total	<u>1.0000</u>	<u>\$23,433,463</u>		<u>1.4032</u>	<u>0.2203</u>
13						
14			Volumetric Basis for			
15		Annualized	Monthly Demand Charge			
16		Mcf @14.65	All	Firm		
17	<u>Firm Service</u>					
18	Sales:					
19	G-1	16,659,822	16,659,822	16,659,822	1.4032	
20						
21	<u>Interruptible Service</u>					
22	Sales:					
23	G-2	252,887	252,887	148589	1.4032	0.2203
24						
25	<u>Transportation Service</u>					
26	T-3 & T-4	26,923,966				
27						
28		<u>43,836,675</u>	<u>16,912,709</u>	<u>16,659,822</u>		

**Atmos Energy Corporation**  
Expected Gas Cost (EGC) Calculation  
Commodity - Total SystemExhibit B  
Page 7 of 8

Line No. Description	(a)	(b)	(c)	(d)
	Purchases Mcf	MMbtu	Rate \$/Mcf	Total \$
<b>1 Texas Gas Area</b>				
2 No Notice Service	2,898,711	2,921,900	4.1177	11,935,963
3 Firm Transportation	2,371,672	2,390,646	4.1147	9,758,616
4 No Notice Storage	(1,502,491)	(1,514,511)	4.1177	(6,186,777)
5 Total Texas Gas Area	<u>3,767,892</u>	<u>3,798,035</u>	<u>4.1158</u>	<u>15,507,802</u>
6				
<b>7 Tennessee Gas Area</b>				
8 FT-A and FT-G	650,543	664,985	4.0858	2,658,011
9 FT-GS	0	0	0.0000	0
10 Gas Storage				
11 Injections	(501,154)	(512,280)	4.0016	(2,005,422)
12 Withdrawals	0	0	0.0000	(102)
13	<u>149,389</u>	<u>152,705</u>	<u>4.3677</u>	<u>652,487</u>
<b>14 Trunkline Gas Area</b>				
15 Firm Transportation	91,725	92,000	3.9638	363,584
16				
<b>17 Company Owned Storage</b>				
18 Injections	(688,321)	(693,828)	3.9060	(2,811,791)
19 Withdrawals	0	0		0
20 Net WKG Storage	<u>(688,321)</u>	<u>(693,828)</u>	<u>4.0850</u>	<u>(2,811,791)</u>
21				
22				
23 Local Production	146,537	148,589	3.9060	572,374
24				
25				
26				
27 Total Commodity Purchases	<u>3,467,222</u>	<u>3,497,501</u>	<u>4.1199</u>	<u>14,284,456</u>
28				
29 Lost & Unaccounted for @ 0.84%	29,125	29,379		
30				
31 Total Deliveries	<u>3,438,097</u>	<u>3,468,122</u>	<u>4.1548</u>	<u>14,284,456</u>
32				
33				
34				
35 Total Expected Commodity Cost	<u>3,438,097</u>	<u>3,468,122</u>	<u>4.1548</u>	<u>14,284,456</u>
36				
37				
38 Note: Column (c) is calculated by dividing column (d) by column (a)				
39				

**Atmos Energy Corporation**  
Expected Gas Cost (EGC) Calculation  
Load Factor Calculation for Demand Allocation

Exhibit B  
Page 8 of 8

Line No.	Description	MCF
	<u>Annualized Volumes Subject to Demand Charges</u>	
1	Sales Volume	16,912,709
2	Transportation	0
3	Total Mcf Billed Demand Charges	<u>16,912,709</u>
4	Divided by: Days/Year	<u>365</u>
5	Average Daily Sales and Transport Volumes	<u><u>46,336</u></u>
6		
7	<u>Peak Day Sales and Transportation Volume</u>	
8	Estimated total company firm requirements for 5 degree average	
9	temperature days from Peak Day Book - with adjustments per rate filing	<u><u>291,362</u></u> Mcf/Peak Day
10		
11		
12	New Load Factor (line 5 / line 9)	<b>0.1590</b>

**Atmos Energy Corporation**  
Basis for Indexed Gas Cost  
For the Quarter ending July 31, 2013

The projected commodity price was provided by the Gas Supply Department and was based upon the following:

- A. The Gas Supply Department reviewed the NYMEX futures close prices for the quarter of May 2013 through July 2013 during the period March 11 through March 22, 2013

		May-13 <u>(\$/MMBTU)</u>	Jun-13 <u>(\$/MMBTU)</u>	Jul-13 <u>(\$/MMBTU)</u>
Monday	03/11/13	3.689	3.734	3.787
Tuesday	03/12/13	3.684	3.726	3.778
Wednesday	03/13/13	3.718	3.759	3.809
Thursday	03/14/13	3.848	3.887	3.933
Friday	03/15/13	3.909	3.952	3.995
Monday	03/18/13	3.914	3.956	4.001
Tuesday	03/19/13	3.995	4.031	4.074
Wednesday	03/20/13	3.985	4.020	4.059
Thursday	03/21/13	3.961	3.998	4.038
Friday	03/22/13	3.952	3.993	4.038
Average		<u>\$3.866</u>	<u>\$3.906</u>	<u>\$3.951</u>

- B. The Company believes prices are increasing and prices for the quarter ending July 31, 2013 will settle at \$3.906 per MMBTU (based on the average of the past ten days) for the period that the GCA is to become effective.

In support of Item B, a worksheet entitled "Estimated Weighted Average Cost of Gas" has been filed under a Petition for Confidentiality in this Case.



EXHIBIT C  
Page 2 of 2Atmos Energy Corporation  
Estimated Weighted Average Cost of Gas  
For the Quarter ending July 31, 2013

Note: Filed under Petition of Confidentiality

	May-13			June-13			July-13			Total		
	Volumes	Rate	Value	Volumes	Rate	Value	Volumes	Rate	Value	Volumes	Rate	Value
Texas Gas	1,861,689			1,733,106			1,717,751			5,312,546		
Trunkline	31,000			30,000			31,000			92,000		
Tennessee Gas	247,527			226,605			222,375			696,507		
Texas Gas (NNS)	(504,837)			(504,837)			(504,837)			(1,514,511)		
TN Gas Storage	(181,554)			(166,013)			(166,013)			(513,579)		
WKG Storage	(231,276)			(231,276)			(231,276)			(693,828)		
Midwestern	-			-			-			-		
	1,222,549			1,087,585			1,069,000			3,379,135		
Hedges												
TX Gas Storage	(504,837)	4.085	(2,062,259)	(504,837)	4.085	(2,062,259)	(504,837)	4.085	(2,062,259)	(1,514,511)	\$ 4.085	(6,186,777)
TN Gas Storage	(170,760)	3.915	(668,508)	(170,760)	3.915	(668,508)	(170,760)	3.915	(668,508)	(512,280)	3.915	(2,005,524)
WKG Storage	(231,276)	4.085	(944,762)	(231,276)	4.085	(944,762)	(231,276)	4.085	(944,762)	(693,828)	4.085	(2,834,295)
Market	2,140,216	3.866	8,273,005	1,989,711	3.908	7,771,015	1,971,126	3.951	7,788,313	6,101,053	3.908	23,832,333
	1,233,343		\$ 4,597,476	1,082,838		\$ 4,095,486	1,064,253		\$ 4,112,784	3,380,434		\$ 12,805,746
WACOGs	\$	3.921		\$	3.952		\$	3.983		\$	3.952	

Atmos Energy Corporation  
Estimated Weighted Average Cost of Gas  
For the Quarter ending July 31, 2013

	May-13			June-13			July-13			Total		
	Volumes	Rate	Value	Volumes	Rate	Value	Volumes	Rate	Value	Volumes	Rate	Value
Texas Gas												
Trunkline												
Tennessee Gas												
TX Gas Storage												
TN Gas Storage												
WKG Storage												
Midwestern												

(This information has been filed under a Petition for Confidentiality)

WACOGs

**Atmos Energy Corporation**  
Correction Factor (CF)  
For the Three Months Ended January 2013  
2013-00000

Exhibit D  
Page 1 of 6

Line No.	(a) Month	(b) Actual Purchased Volume (Mcf)	(c) Recoverable Gas Cost	(d) Actual GCA Recovered Gas Cost	(e) Under (Over) Recovery Amount	(f) Adjustments	(g) Total
1	November-12	2,033,445	\$8,932,048.08	\$6,567,209.34	\$2,364,838.74	\$0.00	\$2,364,838.74
2							
3	December-12	2,437,439	\$10,392,649.83	\$9,574,144.55	\$818,505.28	\$0.00	\$818,505.28
4							
5	January-13	3,408,603	\$13,936,362.11	\$15,039,088.24	(\$1,102,726.13)	\$0.00	(\$1,102,726.13)
6							
7	Total Gas Cost						
8	Under/(Over) Recovery		<u>\$33,261,060.02</u>	<u>\$31,180,442.13</u>	<u>\$2,080,617.89</u>	<u>\$0.00</u>	<u>\$2,080,617.89</u>
9							
10	PBR Savings reflected in Gas Costs		<u>\$725,300.47</u>				
11							
12	<u>Correction Factor - Part 1</u>						
13	(Over)/Under Recovered Gas Cost through October 2012 (November 2012 GL)				\$894,613.46		
14	Total Gas Cost Under/(Over) Recovery for the three months ended January 2013				2,080,617.89		
15	Recovery from outstanding Correction Factor (CF)				<u>1,433,431.92</u>		
16	(Over)/Under Recovered Gas Cost through January 2013 (February 2013 GL) (a)				<u>\$4,408,663.27</u>		
17	Divided By: Total Expected Customer Sales (b)				16,912,709	Mcf	
18							
19	Correction Factor - Part 1				<u>\$0.2607</u>	/ Mcf	
20							
21	<u>Correction Factor - Part 2</u>						
22	Net Uncollectible Gas Cost through February 2013 (c)				<u>355,552.05</u>		
23	Divided By: Total Expected Customer Sales (b)				16,912,709		
24							
25	Correction Factor - Part 2				<u>\$0.0210</u>	/ Mcf	
26							
27	<u>Correction Factor - Total (CF)</u>						
28	Total Deferred Balance through January 2013 (February 2013 GL) including Net Uncol Gas Cos				<u>\$4,764,215.32</u>		
29	Divided By: Total Expected Customer Sales (b)				16,912,709		
30							
31	Correction Factor - Total (CF)				<u>\$0.2817</u>	/ Mcf	
32							

**Atmos Energy Corporation**  
Recoverable Gas Cost Calculation  
For the Three Months Ended January 2013  
2013-00000

Exhibit D  
Page 2 of 6

Line No.	Description	GL	Unit	December-12	January-13	February-13
				(a)	(b)	(c)
				Month		
				November-12	December-12	January-13
1	<b>Supply Volume</b>					
2	Pipelines:					
3	Texas Gas Transmission <sup>1</sup>		Mcf	0	0	0
4	Tennessee Gas Pipeline <sup>1</sup>		Mcf	0	0	0
5	Trunkline Gas Company <sup>1</sup>		Mcf	0	0	0
6	Midwestern Pipeline <sup>1</sup>		Mcf	0	0	0
7	<b>Total Pipeline Supply</b>		Mcf	0	0	0
8	Total Other Suppliers		Mcf	751,606	884,020	648,708
9	Off System Storage					
10	Texas Gas Transmission		Mcf	0	0	0
11	Tennessee Gas Pipeline		Mcf	0	0	0
12	System Storage					
13	Withdrawals		Mcf	635,358	1,201,857	1,676,214
14	Injections		Mcf	(12,575)	(11,235)	(606)
15	Producers		Mcf	6,493	9,680	11,019
16	Third Party Reimbursements		Mcf			
17	Pipeline Imbalances cashed out		Mcf			
18	System Imbalances <sup>2</sup>		Mcf	652,563	353,117	1,073,268
19	<b>Total Supply</b>		Mcf	2,033,445	2,437,439	3,408,603
20						
21	Change in Unbilled		Mcf			
22	Company Use		Mcf	0	0	0
23	Unaccounted For		Mcf	0	0	0
24	<b>Total Purchases</b>		Mcf	2,033,445	2,437,439	3,408,603

<sup>1</sup> Includes settlement of historical imbalances and prepaid items.

<sup>2</sup> Includes Texas Gas No-Notice Service volumes and monthly imbalances related to transportation customer activities.

**Atmos Energy Corporation**  
Recoverable Gas Cost Calculation  
For the Three Months Ended January 2013  
2013-00000

Exhibit D  
Page 3 of 6

Line No.	Description	GL	Unit	December-12	January-13	February-13
				(a)	(b)	(c)
				Month		
				November-12	December-12	January-13
1	<b>Supply Cost</b>					
2	Pipelines:					
3	Texas Gas Transmission <sup>1</sup>	\$		1,663,184	1,729,386	1,764,836
4	Tennessee Gas Pipeline <sup>1</sup>	\$		480,691	492,569	492,569
5	Trunkline Gas Company <sup>1</sup>	\$		22,632	23,845	23,833
6	Twin Eagle Resource Management	\$		4,728	7,335	5,555
7	Midwestern Pipeline <sup>1</sup>	\$				
8	<b>Total Pipeline Supply</b>	\$		<u>2,171,235.08</u>	<u>2,253,135</u>	<u>2,286,792.93</u>
9	Total Other Suppliers	\$		2,473,585.89	3,225,815	2,148,452
10	Hedging Settlements	\$		16,639	12,329	237,922
11	Off System Storage					
12	Texas Gas Transmission	\$				
13	Tennessee Gas Pipeline	\$				
14	WKG Storage	\$		122,500	122,500	122,500
15	System Storage					
16	Withdrawals	\$		1,928,180	3,701,014	5,133,843
17	Injections	\$		(40,007)	(42,458)	(2,095)
18	Producers	\$		22,059	32,644	34,948
19	Third Party Reimbursements	\$		(135)	(897)	(218)
20	Pipeline Imbalances cashed out	\$				
21	System Imbalances <sup>2</sup>	\$		<u>2,237,991</u>	<u>1,088,569</u>	<u>3,974,218</u>
22	<b>Sub-Total</b>	\$		<u>8,932,048</u>	<u>10,392,649.83</u>	<u>13,936,362.11</u>
23	Pipeline Refund + Interest					
24	Change in Unbilled	\$				
25	Company Use	\$		0	0	0
26	Recovered thru Transportation	\$		0	0	0
27	<b>Total Recoverable Gas Cost</b>	\$		<u><u>8,932,048.08</u></u>	<u><u>10,392,649.83</u></u>	<u><u>13,936,362.11</u></u>

<sup>1</sup> Includes demand charges, cost of settlement of historical imbalance ca

<sup>2</sup> Includes Texas Gas No-Notice Service volumes and monthly imbalances related to transportation customer activities.

**Almos Energy Corporation**  
Recovery from Correction Factors (CF)  
For the Three Months Ended January 2013  
2013-00000

Exhibit D  
Page 4 of 6

Line No.	Month	Type of Sales	(a) Mcf Sold	(b) CF Rate	(c) CF Amounts	(d) RF Rate	(e) RF Amounts	(f) PBR Rate	(g) PBRRF Amounts	(h) GCA Rate	(i) GCA Recovery Amounts	(j) Total Recoveries
1	November-12	G-1 Sales	1,344,124.8	(\$0.2253)	(\$302,831.32)	(\$0.0657)	(\$88,309.00)	0.1302	\$175,005.05	\$4.7464	\$6,379,753.98	\$6,163,618.71
2		G-2 Sales	56,015.9	0.2253)	(12,620.37)	(\$0.0657)	(3,680.24)	0.1302	7,293.26	\$3.7020	207,370.68	\$188,363.33
6		Sub Total	1,400,140.7		(\$315,451.69)		(\$91,989.24)		\$182,298.31		\$6,587,124.66	\$6,361,982.04
7		Timing: Cycle Billing and PPA's			29.76		(6.18)		(7.48)		(19,915.32)	(\$19,890.22)
8		Total	1,400,140.7		(\$315,421.93)		(\$91,995.42)		\$182,290.83		\$6,567,209.34	\$6,342,082.82
10												
11	December-12	G-1 Sales	1,859,790.7	(\$0.2253)	(\$428,022.85)	(\$0.0657)	(\$124,816.25)	0.1302	\$247,352.75	\$4.9721	\$9,445,949.51	\$9,140,463.16
12		G-2 Sales	34,475.9	0.2253)	(7,787.39)	(\$0.0657)	(2,265.08)	0.1302	4,488.74	\$3.9277	135,410.40	\$129,866.69
16		Sub Total	1,934,266.5		(\$435,790.24)		(\$127,081.31)		\$251,841.49		\$9,581,359.91	\$9,270,329.85
17		Timing: Cycle Billing and PPA's			30.09		(4.78)		(0.51)		(7,215.36)	(\$7,190.66)
18		Total	1,934,266.5		(\$435,760.15)		(\$127,086.09)		\$251,840.98		\$9,574,144.55	\$9,263,139.29
19												
20												
21	January-13	G-1 Sales	3,012,961.0	(\$0.2253)	(\$678,820.12)	(\$0.0657)	(\$197,951.54)	0.1302	\$392,287.53	\$4.9721	\$14,380,743.65	\$14,496,259.42
22		G-2 Sales	15,189.5	0.2253)	(3,422.19)	(\$0.0657)	(997.95)	0.1302	1,977.67	\$3.9277	59,659.80	\$57,217.33
26		Sub Total	3,028,150.5		(\$682,242.31)		(\$198,949.49)		\$394,265.20		\$15,040,403.35	\$14,853,476.75
27		Timing: Cycle Billing and PPA's			(7.53)		0.18		0.37		(1,315.11)	(\$1,322.09)
28		Total	3,028,150.5		(\$682,249.84)		(\$198,949.31)		\$394,265.57		\$15,039,088.24	\$14,552,154.66
29												
30												
31		Total Recovery from Correction Factor (CF)			<u>(\$1,433,431.92)</u>							
32		Total Amount Refunded Through the Refund Factor (RF)					<u>(\$418,030.82)</u>					
33		Total Recovery from Performance Based Rate Recovery Factor (PBRRF)							<u>\$628,397.38</u>			
34		Total Recoveries from Expected Gas Cost (EGC) Factor									<u>\$31,160,442.13</u>	
35		Total Recoveries from Gas Cost Adjustment Factor (GCA)										<u>\$30,157,376.77</u>
36												
37												
38		NOTE: The cycle billing is a result of customers being billed by the meter read date.										
39		The prior period adjustments (PPA's) consist of billing revisions/adjustments.										

**Atmos Energy Corporation**  
Detail Sheet for Supply Volumes & Costs  
Traditional and Other Pipelines

Exhibit D  
Page 5 of 6

Description	(a)		(b)		(c)		(d)		(e)		(f)	
	December-12		November-12		January-13		December-12		February-13		January-13	
	MCF	Cost	MCF	Cost	MCF	Cost	MCF	Cost	MCF	Cost	MCF	Cost
1 <b>Texas Gas Pipeline Area</b>												
2 LG&E Natural												
3 Texaco Gas Marketing												
4 CMS												
5 WESCO												
6 Southern Energy Company												
7 Union Pacific Fuels												
8 Atmos Energy Marketing, LLC	563,779	1,829,391.87	573,371	2,091,783.15	447,911	1,482,070.77						
9 Engage												
10 ERI												
11 Prepaid												
12 Reservation												
13 Hedging Costs - All Zones												
14												
15 <b>Total</b>	563,779	\$1,829,391.87	573,371	\$2,091,783.15	447,911	\$1,482,070.77						
16												
17												
18 <b>Tennessee Gas Pipeline Area</b>												
19 Atmos Energy Marketing, LLC												
20 Twin Eagle Resource Management	95,836	329,421.73	183,937	670,199.53	73,607	245,394.99						
21 WESCO												
22 Prepaid												
23 Reservation												
24 Fuel Adjustment												
25												
26 <b>Total</b>	95,836	\$329,421.73	183,937	\$670,199.53	73,607	\$245,394.99						
27												
28												
29 <b>Trunkline Gas Company</b>												
30 Atmos Energy Marketing, LLC	92,180	315,438.51	127,001	464,818.40	126,963	420,217.18						
31 Engage												
32 Prepaid												
33 Reservation												
34 Fuel Adjustment												
35												
36 <b>Total</b>	92,180	\$315,438.51	127,001	\$464,818.40	126,963	\$420,217.18						
37												
38												
39 <b>Midwestern Pipeline</b>												
40 Atmos Energy Marketing, LLC												
41 Midwestern Gas Transmission	(189)	(666.22)	(289)	(986.56)	227	769.12						
42 Anadarko												
43 Prepaid												
44 Reservation												
45 Fuel Adjustment												
46												
47 <b>Total</b>	(189)	(\$666.22)	(289)	(\$986.56)	227	\$769.12						
48												
49												
50 <b>ANR Pipeline</b>												
51 Atmos Energy Marketing, LLC												
52 LG&E Natural												
53 Anadarko												
54 Prepaid												
55 Reservation												
56 Fuel Adjustment												
57												
58 <b>Total</b>	0	\$0.00	0	\$0.00	0	\$0.00						
59												
60												
61 <b>All Zones</b>												
62 <b>Total</b>	751,606	\$2,473,585.89	884,020	\$3,225,814.52	648,708	\$2,148,452.06						
63												
64												
65												

\*\*\*\* Detail of Volumes and Prices Has Been Filed Under Petition for Confidentiality \*\*\*\*

**Atmos Energy Corporation**  
Detail Sheet for Supply Volumes & Costs  
Traditional and Other Pipelines

Exhibit D  
Page 5 of 6

Description	November, 2012		December, 2012		January, 2013	
	MCF	Cost	MCF	Cost	MCF	Cost
<b>1 Texas Gas Pipeline Area</b>						
2 LG&E Natural						
3 Texaco Gas Marketing						
4 CMS						
5 WESCO						
6 Southern Energy Company						
7 Union Pacific Fuels						
8 Atmos Energy Marketing, LLC						
9 Engage						
10 ERI						
11 Prepaid						
12 Reservation						
13 Hedging Costs - All Zones						
14						
15 <b>Total</b>	563,779	\$1,829,391.87	573,371	\$2,091,783.15	447,911	\$1,482,070.77
16						
17						
<b>18 Tennessee Gas Pipeline Area</b>						
19 Atmos Energy Marketing, LLC						
20 Twin Eagle Resource Management						
21 WESCO						
22 Prepaid						
23 Reservation						
24 Fuel Adjustment						
25						
26 <b>Total</b>	95,836	\$329,421.73	183,937	\$670,199.53	73,607	\$245,394.99
27						
28						
<b>29 Trunkline Gas Company</b>						
30 Atmos Energy Marketing, LLC						
31 Engage						
32 Prepaid						
33 Reservation						
34 Fuel Adjustment						
35						
36 <b>Total</b>	92,180	\$315,438.51	127,001	\$464,818.40	126,963	\$420,217.18
37						
38						
<b>39 Midwestern Pipeline</b>						
40 Atmos Energy Marketing, LLC						
41 Midwestern Gas Transmission						
42 Anadarko						
43 Prepaid						
44 Reservation						
45 Fuel Adjustment						
46						
47 <b>Total</b>	(189)	(\$666.22)	(289)	(\$986.56)	227	\$769.12
48						
49						
<b>50 ANR Pipeline</b>						
51 Atmos Energy Marketing, LLC						
52 LG&E Natural						
53 Anadarko						
54 Prepaid						
55 Reservation						
56 Fuel Adjustment						
57						
58 <b>Total</b>	0	\$0.00	0	\$0.00	0	\$0.00
59						
60						
<b>61 All Zones</b>						
62 <b>Total</b>	751,606	\$2,473,585.89	884,020	\$3,225,814.52	648,708	\$2,148,452.06
63						
64						
65						

\*\*\*\* Detail of Volumes and Prices Has Been Filed Under Petition for Confidentiality \*\*\*\*



**Atmos Energy Corporation**  
**Net Uncollectible Gas Cost**  
**Twelve Months Ended November, 2012**

Exhibit D  
 Page 6 of 6

Line No.	Month	Gas Cost Written Off	Margin Written Off	Taxes & Other Written Off	Total Written Off	Gas Cost Collected	Margin Collected	Net Uncollectible Gas Cost	Cumulative Net Uncollectible Gas Cost
	(a)	(b)	(c)	(d)	(e)	(f)	(g)	(h)	(i)
1	Dec-11	(\$15,472.49)	(\$29,062.37)	(\$1,930.38)	(\$46,465.24)	\$23,796.51	\$19,563.17	(\$8,324.02)	(\$8,324.02)
2	Jan-12	(\$8,752.52)	(\$17,960.92)	(\$1,160.30)	(\$27,873.74)	\$13,002.92	\$10,530.68	(\$4,250.40)	(\$12,574.42)
3	Feb-12	(\$15,199.41)	(\$19,243.43)	(\$1,839.76)	(\$36,282.60)	\$15,492.38	\$10,302.28	(\$292.97)	(\$12,867.39)
4	Mar-12	(\$18,548.67)	(\$22,720.21)	(\$1,741.99)	(\$43,010.87)	\$6,116.33	\$5,345.49	\$12,432.34	(\$435.05)
5	Apr-12	(\$26,495.05)	(\$22,288.47)	(\$2,195.93)	(\$50,979.45)	\$3,588.78	\$3,655.60	\$22,906.27	\$22,471.22
6	May-12	(\$54,250.83)	(\$37,487.56)	(\$4,208.44)	(\$95,946.83)	\$7,077.57	\$4,499.65	\$47,173.26	\$69,644.48
7	Jun-12	(\$110,570.26)	(\$73,155.11)	(\$7,684.66)	(\$191,410.03)	\$5,431.09	\$4,696.69	\$105,139.17	\$174,783.65
8	Jul-12	(\$93,660.83)	(\$71,934.45)	(\$6,771.72)	(\$172,367.00)	\$5,209.17	\$4,479.16	\$88,451.66	\$263,235.31
9	Aug-12	(\$96,384.24)	(\$99,106.79)	(\$7,439.66)	(\$202,930.69)	\$6,068.49	\$5,317.44	\$90,315.75	\$353,551.06
10	Sep-12	(\$35,363.31)	(\$50,152.61)	(\$3,099.56)	(\$88,615.48)	\$11,745.02	\$10,701.34	\$23,618.29	\$377,169.35
11	Oct-12	(\$16,819.36)	(\$34,128.97)	(\$1,922.47)	(\$52,870.80)	\$25,562.51	\$24,658.60	(\$8,743.15)	\$368,426.20
12	Nov-12	(\$17,693.74)	(\$41,398.64)	(\$2,798.73)	(\$61,891.11)	\$30,567.89	\$26,494.35	(\$12,874.15)	\$355,552.05

**Atmos Energy Corporation**  
**Refund Factor**  
**Case No. 2011-00520**  
**(RF)**

Exhibit E  
Page 1 of 2

Line No.	Amounts Reported:				AMOUNT
1	Tennessee Gas Pipeline PCB/HSL Refund, Docket Nos. RP91-203 & RP92-132				\$ 121,920.98
2	Carryover from Case No. 2010-00386				(1,560.75)
3	Less: amount related to specific end users				0.00
4	Amount to flow-through				<u>\$ 120,360.23</u>
5					
6	Average of the 3-Month Commercial Paper Rates for the immediately				0.00%
7	preceding 12-month period less 1/2 of 1% to cover the costs of refunding.				
8					
9					
10	<b>Allocation</b>	(1)	(2)	(3)	
11		<u>Demand</u>	<u>Commodity</u>	<u>Total</u>	
12	Balance to be Refunded	\$0	\$ 120,360	\$120,360	
13		0	0	0	
14					
15	Total (w/o interest)	0	120,360	120,360	
16	Interest (Line 14 x Line 5)	0	0	0	
17	Total	<u>\$0</u>	<u>\$120,360</u>	<u>\$120,360</u>	
18					
19	<b>Refund Calculation</b>				
20					
21	Demand Allocator - All				
22	(See Exh. B, p. 8, line 12)	0.1661			
23	Demand Allocator - Firm				
24	(1 - Demand Allocator - All)	0.8339			
25	Firm Volumes (normalized)				
26	(See Exh. B, p. 6, col. 3, line 28)	17,400,278			
27	All Volumes (excluding Transportation)				
28	(See Exh. B, p. 6, col. 2, line 28)	17,663,844			
29					
30	Demand Factor - All	\$0	\$0.0000 / MCF		
31	Demand Factor - Firm	\$0	\$0.0000 / MCF		
32	Commodity Factor	\$120,360	\$ 0.0068 / MCF		
33	Total Demand Firm Factor				
34	(Col. 2, lines 29 - 30)		\$0.0000 / MCF		
35	Total Demand Interruptible Factor				
36	(Col. 2, line 29)		\$0.0000 / MCF		
37	Total Firm Sales Factor				
38	(Col. 2, line 31 + col. 1, line 33)			\$ 0.0068 / MCF	
39	Total Interruptible Sales Factor				

**COMMONWEALTH OF KENTUCKY  
BEFORE THE  
KENTUCKY PUBLIC SERVICE COMMISSION**

Exhibit E  
Page 2 of 2

In the Matter of:

REFUND PLAN OF )  
ATMOS ENERGY CORPORATION )

Case No. 2011-00520

CERTIFICATE OF COMPLIANCE

We hereby certify that the refund directed to be made by Order in Case No. 2011-00520 has been completed in the following manner:

Refund Detail

Customers Refund As Filed	\$	(120,360.23)
Interest Accrued		-
Carry-over to next GCA Refund		21,970.68
Total	<u>\$</u>	<u>(98,389.55)</u>

Refund by Class of Customer

Sales:		
Residential	\$	57,828.36
Commercial		27,273.17
Industrial		6,601.94
Public Authority		6,686.08
Total	<u>\$</u>	<u>98,389.55</u>

**Kentucky GCA Filing Control**

	Current	Previous
<b>GCA Effective Date</b>	5/1/2013	2/1/2013
<b>Issued Date</b>	3/28/2013	12/27/2012
<b>Order Date</b>	N/A	1/17/2013
<b>Case No.</b>	2013-00000	2012-00587
<b>Tarif Revision</b>	FIFTY-FOURTH	FIFTY-THIRD
<b>Effective Period</b>	May-13	Feb-13
	Jun-13	Mar-13
	Jul-13	Apr-13
<b>Production Period</b>	Nov-12	Aug-12
	Dec-12	Sep-12
	Jan-13	Oct-12
<b>GL Period</b>	Dec-12	Sep-12
	Jan-13	Oct-12
	Feb-13	Nov-12

Update WPT.1 - Tarif Revisions Table First

**Atmos Energy Corporation  
 Kentucky/Mid-States Division  
 Kentucky Service Area  
 Gas Cost Adjustment Filing Checklist**

<b>Filing Date</b>
<b>Effective Date</b>
<b>Last Effective Date</b>
<b>Case No.</b>
<b>Previous Case No.</b>

**Verify**

<b>Filing Notice</b>	
C	Date
1	Date
	Period
3	Tarrif Revision Numbers (paragraph 2)
	Date (paragraph 2)
	GCA Rates (paragraph 3)
	Prior case number (paragraph 4)
	Dates (item 1)
	G-1 EGC Rates (item 2)
G-2 EGC Rates (item 2 cont on p 4)	
4	Correction factor (item 3)
	Refund Factor (item 4)
5	Tarrif Revision Numbers
	Effective Date
	Filing Date

**Tarrif**

	Revision Numbers
	Issue Date
	Effective Data

**Exhibit A**

A.1	Prior Rates (column a)
	Current Rates
A.2	Prior Rates (column a)
	Current Rates

**Verify**

**Exhibit B**

B1	Annual Units (Column b)
	Verify Rate (Column c)
B2	Annual Units (Column b)
	Rate (Column c)
B3	Volumes (column d)
	Rates & Percentages (Columns b & e)
	Indexed gas cost price
	Storage volumes & dollars are at the correct sign
B4	Volumes (column d)
	Rates & Percentages (Columns b & c)
	Indexed gas cost price
	Storage volumes & dollars are at the correct sign
B5	Volumes (column d)
	Rates & Percentages (Columns b & c)
	Indexed gas cost price
B6	Volumes
B7	Volumes (column b)
	\$'s (column d)
B8	Sales volumes
	Update Peak Day with November Filing

**Verify**

**Exhibit C**

C1	Update current NYMEX Futures
C2	Volumes

**Exhibit D**

D1	PBR Savings
	Over/Under Beginning Balance (row 13)
	Over/Under Ending Balance (row 16)
D2	Purchased Volumes
D3	Purchased Cost
	Total Recoverable Gas Cost
D4	Total GCA Recovery Amount
D5	Total Volume (row 62)
	Total Cost (row 62)
D6	Update in February Filing

**Exhibit E**

E1	Total Firm Sales Factor
E2	Customer Refund As Filled
PBR	Company Share
	Carry-over
	Sales Factors

Initial Review

Date

March 28, 2013
May 1, 2013
February 1, 2013
2013-00000
2012-00587

Against	Primary Review	Secondary Review
Checklist: Filing Date	✓	
Checklist: Filing Date	✓	
Checklist: quarter starting with Effective Date	✓	
Tarrif Pages 4-6	✓	
Checklist: Effective Date	✓	
Tariff Page 5	✓	
Exhibit A	✓	
Checklist: quarter starting with Effective Date	✓	
Exhibit A.1	✓	
Exhibit A.1	✓	
Exhibit A.1	✓	
Exhibit A.1	✓	
Tarrif Pages 4-6	✓	
Checklist: Effective Date	✓	
Checklist: Filing Date	✓	
Tarrif Revision Table	✓	
Checklist	✓	
Checklist	✓	
Previos Filing A.1 (column b)	✓	
Tarrif Pages 4- 5	✓	
Previos Filing A.2 (column b)	✓	
Tarrif Pages 6	✓	



Against	Primary Review	Secondary Review
WP-B1 (Column n).	✓	
Pipeline Tariffs (Texas Gas)	✓	
WP-B2 (Column o).	✓	
Pipeline Tariffs (Tennessee Gas)	✓	
Gas Supply Plan (Texas Gas)	✓	
Pipeline Tariffs (Texas Gas/Tennessee Gas)	✓	
Exhibit C WACOG (p. 2)	✓	
negative injections/positive withdrawals	✓	
Gas Supply Plan (Tennessee Gas)	✓	
Pipeline Tariffs (Tennessee Gas)	✓	
Exhibit C WACOG (p. 2)	✓	
negative injections/positive withdrawals	✓	
Gas Supply Plan (Texas Gas)	✓	
Pipeline Tariffs (Trunkline)	✓	
Exhibit C WACOG (p. 2)	✓	
Sales Budgeted Volumes	✓	
B.3-B.4	✓	
B.3-B.4	✓	
B.6 (G-1 + G-2)	✓	
Peak Day report from gas supply	✓	

Against	Primary Review	Secondary Review
---------	-------------------	---------------------

	✓	
Gas Supply Plan/Exhibit B	✓	
PBR Report	✓	
1910-14088 Reconciliation	✓	
1910-14088 Reconciliation	✓	
General Ledger 8XXX STAT	✓	
General Ledger 8XXX USD	✓	
D1 (column c)	✓	
D1 (column d)	✓	
D2 Total other suppliers (row 8)	✓	
D3 Total other suppliers (row 9)	✓	
Verify Ending Balance Against GL	✓	
A1 Refund Factor	✓	
Previos E1 Ammount to flow-through	✓	
PBR Results from Gas Supply		
Exhibit E Workpaper 1 Balance		
A1 PBRF		

\_\_\_\_\_  
Secondary Review

\_\_\_\_\_  
Date

## PBR Savings

Source: Atmos KY PBR Report

Month	Total Savings	Atmos' Share	Customer's Share
Nov-12	422,678.94	190,978.60	231,700.34
Dec-12	466,517.44	208,997.26	257,520.19
Jan-13	432,223.34	196,143.40	236,079.94
Total	<u>1,321,419.72</u>	<u>596,119.25</u>	<u>725,300.47</u>

## WP-E.2

Note: Volumes should tie to previous Exhibit D - Recoveries filings

Month	Residential	Commercial	Industrial	Public Authority	Total
Feb-12	1,657,123	683,318	94,846	168,633	2,603,921
Mar-12	1,188,115	492,530	68,127	121,825	1,870,596
Apr-12	391,063	203,075	38,517	54,466	687,121
May-12	317,781	171,187	35,022	44,528	568,519
Jun-12	187,630	150,694	56,753	29,670	424,746
Jul-12	153,540	132,186	87,046	25,371	398,142
Aug-12	157,034	158,574	255,149	29,972	600,729
Sep-12	146,775	155,935	63,317	30,638	270,031
Oct-12	307,142	216,383	105,150	54,013	682,688
Nov-12	858,869	353,856	92,002	95,415	1,400,141
Dec-12	1,217,603	496,561	85,664	134,439	1,934,266
Jan-13	1,921,495	796,462	115,915	194,278	3,028,151
	8,504,170	4,010,760	970,873	983,247	14,469,050
Refund	0.0068	0.0068	0.0068	0.0068	0.0068
	57,828.36	27,273.17	6,601.94	6,686.08	98,389.54

tbl\_TariffRevisions

1	2	3	4	1/5/1900
Month	Case No.	Current	Canceling	Order Date
Feb-05	2005-00013	ELEVENTH	Tenth	
May-05	2005-00139	TWELFTH	Eleventh	
Aug-05	2005-00271	THIRTEENTH	Twelfth	
Oct-05	2005-00354	FOURTEENTH	Thirteenth	
Nov-05	2005-00399	FIFTEENTH	Fourteenth	
Feb-06	2005-00552	SIXTEENTH	Fifteenth	
May-06	2006-00135	SEVENTEENTH	Sixteenth	
Aug-06	2006-00324	EIGHTEENTH	Seventeenth	
Nov-06	2006-00428	NINETEENTH	EIGHTEENTH	
Feb-07	2006-00528	TWENTIETH	NINETEENTH	
May-07	2007-00136	TWENTY-FIRST	TWENTIETH	
Aug-07	2007-00263	TWENTY-SECOND	TWENTY-FIRST	
Nov-07	2007-00426	TWENTY-FOURTH	TWENTY-SECOND	
Feb-08	2007-00547	TWENTY-FIFTH	TWENTY-FOURTH	
May-08	2008-00110	TWENTY-SIXTH	TWENTY-FIFTH	
Jun-08	2008-00160	TWENTY-SEVENTH	TWENTY-SIXTH	
Jul-08	2008-00196	TWENTY-EIGHTH	TWENTY-SEVENTH	
Aug-08	2008-00240	TWENTY-NINTH	TWENTY-EIGHTH	
Oct-08	2008-00362	THIRTIETH	Twenty-Ninth	
Nov-08	2008-00407	THIRTY-FIRST	Thirtieth	
Feb-09	2008-00562	THIRTY-SECOND	Thirty-First	
Apr-09	2009-00092	THIRTY-THIRD	Thirty-Second	
May-09	2009-00138	THIRTY-FOURTH	Thirty-Third	
Aug-09	2009-00243	THIRTY-FIFTH	Thirty-Fourth	
Nov-09	2009-00393	THIRTY-SIXTH	THIRTY-FIFTH	
Jan-10	2009-00461	THIRTY-SEVENTH	THIRTY-SIXTH	
Feb-10	2009-00544	THIRTY-EIGHTH	THIRTY-SEVENTH	
May-10	2010-00135	THIRTY-NINTH	THIRTY-EIGHTH	
Jun-10	2009-00354	FORTIETH	THIRTY-NINTH	Rate Case Tariff Filing
Aug-10	2010-00257	FORTY-FIRST	FORTIETH	
Nov-10	2010-00386	FORTY-SECOND	FORTY-FIRST	
Feb-11	2010-00526	FORTY-THIRD	FORTY-SECOND	
Apr-11	2011-00068	FORTY-FOURTH	FORTY-THIRD	
May-11	2011-00114	FORTY-FIFTH	FORTY-FOURTH	
Aug-11	2011-00230	FORTY-SIXTH	Forty-Fifth	
Nov-11	2011-00400	FORTY-SEVENTH	Forty-Sixth	
Feb-12	2011-00520	FORTY-EIGHTH	Forty-Seventh	
May-12	2012-00121	FORTY-NINTH	Forth-Eighth	
Aug-12	2012-00287	FIFTIETH	Forty-Ninth	
Nov-12	2012-00438	FIFTY-FIRST	FIFTIETH	
Dec-12	2012-00480	FIFTY-SECOND	FIFTY-FIRST	Out-of-Cycle
Feb-13	2012-00587	FIFTY-THIRD	FIFTY-SECOND	1/17/2013
May-13	2013-00000	FIFTY-FOURTH	FIFTY-THIRD	

end of table

Pban	Rate Code	Comp. Rate	Effective D.	Description	Rate Type	Charge Rate	Grossup F	Conversion	State	Rate Div
40	9G10	GASREC	5/1/2013	WK-GAS COST CHARGE G1 (EGC)	PGA	5.558	1	1	KY	9
40	9G10	DEFERRED	5/1/2013	WK-GAS COST CHARGE G1 (CF)	PGA	0.2817	1	1	KY	9
40	9G10	PBRREC	5/1/2013	WK-GAS COST CHARGE G1 (PBRRF)	PGA	0.1623	1	1	KY	9
40	9G10	REFADJ	5/1/2013	WK-GAS COST CHARGE G1 (RF)	PGA	-0.0805	1	1	KY	9
										5.9215
40	9G19	GASREC	5/1/2013	WK-CUSE GAS COST G1 (EGC)	PGA	5.558	1	1	KY	9
40	9G19	DEFERRED	5/1/2013	WK-CUSE GAS COST G1 (CF)	PGA	0.2817	1	1	KY	9
40	9G19	PBRREC	5/1/2013	WK-CUSE GAS COST G1 (PBRRF)	PGA	0.1623	1	1	KY	9
40	9G19	REFADJ	5/1/2013	WK-CUSE GAS COST G1 (RF)	PGA	-0.0805	1	1	KY	9
										5.9215
40	9G20	GASREC	5/1/2013	WK-GAS COST CHARGE G2 (EGC)	PGA	4.3751	1	1	KY	9
40	9G20	DEFERRED	5/1/2013	WK-GAS COST CHARGE G2 (CF)	PGA	0.2817	1	1	KY	9
40	9G20	PBRREC	5/1/2013	WK-GAS COST CHARGE G2 (PBRRF)	PGA	0.1623	1	1	KY	9
40	9G20	REFADJ	5/1/2013	WK-GAS COST CHARGE G2 (RF)	PGA	-0.0805	1	1	KY	9
										4.7386
40	9GCU	GASREC	5/1/2013	WK-CUSE GAS COST G1 (EGC)	PGA	5.558	1	1	KY	9
40	9GCU	DEFERRED	5/1/2013	WK-CUSE GAS COST G1 (CF)	PGA	0.2817	1	1	KY	9
40	9GCU	PBRREC	5/1/2013	WK-CUSE GAS COST G1 (PBRRF)	PGA	0.1623	1	1	KY	9
40	9GCU	REFADJ	5/1/2013	WK-CUSE GAS COST G1 (RF)	PGA	-0.0805	1	1	KY	9
										5.9215
40	9H10	GASREC	5/1/2013	GAS COST G1 (EGC)	PGA	5.558	1	1	KY	9
40	9H10	DEFERRED	5/1/2013	GAS COST G1 (CF)	PGA	0.2817	1	1	KY	9
40	9H10	PBRREC	5/1/2013	GAS COST G1 (PBRRF)	PGA	0.1623	1	1	KY	9
40	9H10	REFADJ	5/1/2013	GAS COST G1 (RF)	PGA	-0.0805	1	1	KY	9
										5.9215
40	9H20	GASREC	5/1/2013	GAS COST G2 (EGC)	PGA	4.3751	1	1	KY	9
40	9H20	DEFERRED	5/1/2013	GAS COST G2 (CF)	PGA	0.2817	1	1	KY	9
40	9H20	PBRREC	5/1/2013	GAS COST G2 (PBRRF)	PGA	0.1623	1	1	KY	9
40	9H20	REFADJ	5/1/2013	GAS COST G2 (RF)	PGA	-0.0805	1	1	KY	9
										4.7386
40	9H30	GASREC	5/1/2013	GCA G-1HLF (EGC)	PGA	4.3751	1	1	KY	9
40	9H30	DEFERRED	5/1/2013	GCA G-1HLF (CF)	PGA	0.2817	1	1	KY	9
40	9H30	PBRREC	5/1/2013	GCA G-1HLF (PBRRF)	PGA	0.1623	1	1	KY	9
40	9H30	REFADJ	5/1/2013	GCA G-1HLF (RF)	PGA	-0.0805	1	1	KY	9
										4.7386
40	9I09	GASREC	5/1/2013	WK-GCA (G2 INTERRUPTIBLE) (EGC)	PGA	4.3751	1	1	KY	9
40	9I09	DEFERRED	5/1/2013	WK-GCA (G2 INTERRUPTIBLE) (CF)	PGA	0.2817	1	1	KY	9
40	9I09	PBRREC	5/1/2013	WK-GCA (G2 INTERRUPTIBLE) (PBRRF)	PGA	0.1623	1	1	KY	9
40	9I09	REFADJ	5/1/2013	WK-GCA (G2 INTERRUPTIBLE) (RF)	PGA	-0.0805	1	1	KY	9
										4.7386

positions | Myatmosphere.atmosenergy.com - Windows Internet Explorer

http://myatmosphere.atmosenergy.com/department/gassupply/hedge

File Favorites Tools Help

Hedge Positions | Myatmosphere.atmosenergy.com

[Home](#)
[Our Company](#)
[News](#)
[Employee Resources](#)
[Work Resources](#)
[Departments](#)
[Councils](#)
[Our Culture](#)

People
 Teams
 

 Powered by Google
 
 Add to My Links

Home > Departments > Gas Supply and Services > Hedge Positions

- Corporate Communications
- Customer Service
- Gas Supply and Services
  - Who to Call
  - Natural Gas Prices
  - Hedge Positions
  - Storage Positions
  - Agreements
  - Division Information

## Hedge Positions

[Up One Level](#)

Kentucky 09 Natural Gas Hedge Positions					Nov 12 - Mar 13
Delivery Month	Planned Hedge Volume	Volume Hedged	Price	Percent Complete	
Nov 2012	289,000	237,600	\$3.237	82%	
Dec 2012	340,000	450,200	\$3.513	82%	
Jan 2013	720,000	454,600	\$3.703	63%	
Feb 2013	520,000	327,600	\$3.739	63%	
Mar 2013	70,000	55,200	\$4.458	79%	
<b>Total</b>	<b>2,339,000</b>	<b>1,475,200</b>	<b>\$3.519</b>	<b>63%</b>	

Estimated Storage  
Source: AES Storage Positions

<http://atmosphere.atmosenergy.com/home/depts/shsr/gassupply/storage/index.html?d=2&r=3&t=1>

Nov-12					
Field	Capacity	Inventory	WACOG	Percent Full	Inventory Cost
Bon Harbor	798,065	156,817	4.138	20%	648,909
Grandview	313,035	61,515	2.833	20%	174,272
Hickory	462,890	90,968	2.879	20%	261,897
Kirkwood	227,448	78,775	2.973	35%	234,198
St. Charles	2,752,325	953,433	2.972	35%	2,833,603
Tennessee Gas Pipeline	1,313,538	196,767	2.794	15%	549,767
Texas Gas Transmission	3,841,150	1,031,496	3.456	27%	3,564,850
Western Kentucky (East Diamond)	1,793,750	572,136	2.971	88%	1,699,816
<b>Total</b>	<b>11,502,201</b>	<b>3,141,907</b>	<b>3.172</b>	<b>27%</b>	<b>9,967,312</b>
Storage:					
Company Owned	6,347,513	1,913,644	3.058		5,852,695
Texas Gas Transmission	3,841,150	1,031,496	3.456		3,564,850
Tennessee Gas Pipeline	1,313,538	196,767	2.794		549,767
<b>Total</b>	<b>11,502,201</b>	<b>3,141,907</b>	<b>3.172</b>		<b>9,967,312</b>



Holidays

CASE NO. 2013-00148

ATTACHMENT 41

TO STAFF DR NO. 1-59

Thursday, November 22, 2012

Tuesday, December 25, 2012

Tuesday, January 01, 2013

Friday, March 29, 2013

Nov-12	380,000	237,600	\$3.23	62%
Dec-12	640,000	400,200	\$3.52	62%
Jan-13	720,000	454,500	\$3.72	63%
Feb-13	520,000	327,600	\$3.74	63%
Mar-13	70,000	55,300	\$4.46	79%
<b>Total</b>	<b>2,330,000</b>	<b>1,475,200</b>	<b>\$3.62</b>	<b>63%</b>