

COMMONWEALTH OF KENTUCKY
BEFORE THE PUBLIC SERVICE COMMISSION

In the Matter of:

APPLICATION OF LOUISVILLE GAS AND ELECTRIC)	
COMPANY FOR AN ADJUSTMENT OF ITS)	
ELECTRIC AND GAS RATES, A CERTIFICATE)	CASE NO.
OF PUBLIC CONVENIENCE AND NECESSITY,)	2012-00222
APPROVAL OF OWNERSHIP OF GAS SERVICE LINES)	
AND RISERS, AND A GAS LINE SURCHARGE)	

RESPONSE OF
LOUISVILLE GAS AND ELECTRIC COMPANY
TO
SECOND REQUEST FOR INFORMATION OF
ASSOCIATION OF COMMUNITY MINISTRIES, INC.
DATED AUGUST 28, 2012

FILED: SEPTEMBER 12, 2012

VERIFICATION


COMMONWEALTH OF KENTUCKY)
) SS:
COUNTY OF JEFFERSON)

The undersigned, **Lonnie E. Bellar**, being duly sworn, deposes and says that he is Vice President, State Regulation and Rates for Louisville Gas and Electric Company and Kentucky Utilities Company and an employee of LG&E and KU Services Company, and that he has personal knowledge of the matters set forth in the responses for which he is identified as the witness, and the answers contained therein are true and correct to the best of his information, knowledge and belief.



Lonnie E. Bellar

Subscribed and sworn to before me, a Notary Public in and before said County and State, this 10th day of September 2012.

 (SEAL)

Notary Public


My Commission Expires:

July 21, 2015


VERIFICATION

COMMONWEALTH OF KENTUCKY)
) SS:
COUNTY OF JEFFERSON)

The undersigned, **Cheryl E. Bruner**, being duly sworn, deposes and says that she is Director – Customer Service & Marketing for LG&E and KU Services Company, and that she has personal knowledge of the matters set forth in the responses for which she is identified as the witness, and the answers contained therein are true and correct to the best of her information, knowledge and belief.


Cheryl E. Bruner

Subscribed and sworn to before me, a Notary Public in and before said County and State, this 10th day of September 2012.

 (SEAL)
Notary Public

My Commission Expires:

July 21, 2015

VERIFICATION

COMMONWEALTH OF KENTUCKY)
) SS:
COUNTY OF JEFFERSON)

The undersigned, Sidney L. "Butch" Cockerill, being duly sworn, deposes and says that he is Director - Operating Services and Business Process Management for LG&E and KU Services Company, and that he has personal knowledge of the matters set forth in the responses for which he is identified as the witness, and the answers contained therein are true and correct to the best of his information, knowledge and belief.

Sidney L. "Butch" Cockerill
Sidney L. "Butch" Cockerill

Subscribed and sworn to before me, a Notary Public in and before said County and State, this 18th day of September 2012.

Lois A. Henry (SEAL)
Notary Public


My Commission Expires:

July 21, 2015

VERIFICATION


COMMONWEALTH OF KENTUCKY)
) **SS:**
COUNTY OF JEFFERSON)

The undersigned, **Robert M. Conroy**, being duly sworn, deposes and says that he is Director - Rates for LG&E and KU Services Company, and that he has personal knowledge of the matters set forth in the responses for which he is identified as the witness, and the answers contained therein are true and correct to the best of his information, knowledge and belief.



Robert M. Conroy

Subscribed and sworn to before me, a Notary Public in and before said County and State, this 10th day of September 2012.



Notary Public (SEAL)


My Commission Expires:

July 31, 2015

VERIFICATION


COMMONWEALTH OF KENTUCKY)
) **SS:**
COUNTY OF JEFFERSON)

The undersigned, **Chris Hermann**, being duly sworn, deposes and says that he is Senior Vice President, Energy Delivery for Kentucky Utilities Company and Louisville Gas and Electric Company and an employee of LG&E and KU Services Company, and that he has personal knowledge of the matters set forth in the responses for which he is identified as the witness, and the answers contained therein are true and correct to the best of his information, knowledge and belief.



Chris Hermann

Subscribed and sworn to before me, a Notary Public in and before said County and State, this 10th day of September 2012.



Notary Public (SEAL)

My Commission Expires:
July 21, 2015

LOUISVILLE GAS AND ELECTRIC COMPANY

CASE NO. 2012-00222

**Response to Second Request for Information of
Association of Community Ministries, Inc.
Dated August 28, 2012**

Question No. 1

Responding Witness: Robert M. Conroy

- Q-1. Please refer to LG&E's Response to the First Request for Information of Association of Community Ministries, Inc. Dated July 31, 2012 (hereafter referred to as "Response to ACM") A-1. Please confirm that the figures used by LG&E to calculate the average energy use of 1,010kWh per month are 4,216,187,376 kWh/4,173,222 customers. If these figures are not correct, please supply the actual figures used.
- A-1. The data identified is the correct calculation; however, the 4,173,222 represents the number of customer-months and not the number of customers.

LOUISVILLE GAS AND ELECTRIC COMPANY

CASE NO. 2012-00222

**Response to Second Request for Information of
Association of Community Ministries, Inc.
Dated August 28, 2012**

Question No. 2

Responding Witness: Sidney L. "Butch" Cockerill

- Q-2. Please refer to Response to ACM A-3.
- a) Please explain whether the figures provided are temperature normalized and adjusted for year-end customers, as is done in Conroy Exhibit R11, Page 1 of 7. (See the Response to ACM A-1 second paragraph in which the calculation to derive the average gas usage of 57 CCF is described).
 - b) If so normalized and adjusted, please provide the calculations used to derive these figures.
 - c) If not normalized and adjusted, please normalize and adjust the figures as done in Conroy Exhibit R11 and show the calculations used to derive these figures.
- A-2.
- a) The figures provided were not temperature normalized or adjusted for year-end customers, as is done in Conroy Exhibit R11, Page 1 of 7.
 - b) See the response to part (a).
 - c) LG&E does not have the data in the form requested in the data request and completing the calculations would require the Company to perform significant original work.

LOUISVILLE GAS AND ELECTRIC COMPANY

CASE NO. 2012-00222

**Response to Second Request for Information of
Association of Community Ministries, Inc.
Dated August 28, 2012**

Question No. 3

Responding Witness: Sidney L. "Butch" Cockerill

Q-3. Please refer to Response to ACM A-4.

- a) For each month of the test year please provide the average monthly electric usage for residential customers broken down by zip code for zip codes 40118 and those beginning with 402 (40202 through 40299). Please include the same information as provided in the Response to ACM A-4 and add the corresponding zip code numbers to the chart, as was done in Response to ACM A-5. Please include information for zip code 40208 which appears to be missing from A-5.
- b) Please also provide the data requested in Excel format.
- c) Please describe how the number of accounts per zip code was derived.

A-3. a) See attachment being provided in Excel format.

b) See attachment being provided in Excel format.

- c) The number of accounts by zip code was derived by identifying the number of all residential class accounts currently associated with premises located within the particular zip code on August 25, 2012. As shown on the attached Excel file, the number of accounts for each zip code is the same for each month. This is because the customer information system does not historically retain certain data fields, such as number of accounts. As such, when this information is requested, the system provides the results as of the point in time of the request. Thus, when the request is created to identify the number of customers by zip code, the system could only provide the number of accounts for customers in each zip code as of the date of the request. If the same information is requested on a later date, it is possible that some of the number of accounts by zip code could be different.

The attachment is being provided in a separate file in Excel format.

LOUISVILLE GAS AND ELECTRIC COMPANY

CASE NO. 2012-00222

**Response to Second Request for Information of
Association of Community Ministries, Inc.
Dated August 28, 2012**

Question No. 4

Responding Witness: Sidney L. "Butch" Cockerill

- Q-4. Please refer to Response to ACM A-5.
- a) For each month of the test year please provide the average monthly gas usage for residential customers broken down by zip code for zip codes 40118 and those beginning with 402 (40202 through 40299). Please include the same information as provided in the Response to ACM A-5. In the chart originally provided, it appears that information for 40205, instead of 40208 was provided. Please provide the requested information for 40208.
 - b) Please describe how the number of accounts per zip code was derived.
 - c) Please explain whether the figures provided in Response to ACM A-5 are temperature normalized and adjusted for year-end customers, as is done in Conroy Exhibit R11, Page 1 of 7. (See the Response to ACM A-1 second paragraph in which the calculation to derive the average gas usage of 57 CCF is described).
 - d) If the figures provided were normalized and adjusted, please provide the calculations used to derive these figures.
 - e) If the figures were not normalized and adjusted, please normalize and adjust the figures produced in Response to ACM A-5 as well as the additional figures requested in part (a) above as done in Conroy Exhibit R11 and show the calculations used to derive these figures.
 - f) Please also provide the data requested in Excel format.
- A-4. a) See attachment being provided in Excel format.

- b) The number of accounts by zip code was derived by identifying the number of all residential class accounts currently associated with premises located within the particular zip code on August 25, 2012. As shown on the attached Excel file, the number of accounts for each zip code is the same for each month. This is because the customer information system does not historically retain certain data fields, such as number of accounts. As such, when this information is requested, the system provides the results as of the point in time of the request. Thus, when the request is created to identify the number of customers by zip code, the system could only provide the number of accounts for customers in each zip code as of the date of the request. If the same information is requested on a later date, it is possible that some of the number of accounts by zip code could be different.

- c) The figures provided were not temperature normalized or adjusted for year-end customers, as is done in Conroy Exhibit R11, Page 1 of 7.

- d) See the response to part (c).

- e) The data and calculations for Conroy Exhibit R11, Page 1 of 7 reflect information at the customer class cost of service level and not specific customers. LG&E does not have the data in the form requested in the data request and completing the calculations would require the Company to perform significant original work.

- f) See attachment being provided in Excel format.

The attachment is being provided in a separate file in Excel format.

LOUISVILLE GAS AND ELECTRIC COMPANY

CASE NO. 2012-00222

**Response to Second Request for Information of
Association of Community Ministries, Inc.
Dated August 28, 2012**

Question No. 5

Responding Witness: Robert M. Conroy

- Q-5. Please refer to Response to ACM A-6.
- a) Please explain whether the figures provided are temperature normalized and adjusted for year-end customers, as is done in Conroy Exhibit R11, Page 1 of 7. (See the Response to ACM A-1 second paragraph in which the calculation to derive the average gas usage of 57 CCF is described).
 - b) If so normalized and adjusted, please provide the calculations used to derive these figures.
 - c) If not normalized and adjusted, please normalize and adjust the figures as done in Conroy Exhibit R11 and show the calculations used to derive these figures.
 - d) Please also provide the data requested in Excel format.
- A-5.
- a) The figures provided in the response to ACM 1-6 are not temperature normalized or adjusted for year-end customers as done in Conroy Exhibit R11 page 1 of 7.
 - b) See the response to part (a).
 - c) The data and calculations for Conroy Exhibit R11, Page 1 of 7 reflect information at the customer class cost of service level and not specific customers. LG&E does not have the data in the form requested in the data request and completing the calculations would require the Company to perform significant original work.
 - d) See attachment being provided in Excel format for the original information provided in response to ACM 1-6.

The attachment is being provided in a separate file in Excel format.

LOUISVILLE GAS AND ELECTRIC COMPANY

CASE NO. 2012-00222

**Response to Second Request for Information of
Association of Community Ministries, Inc.
Dated August 28, 2012**

Question No. 6

Responding Witness: Lonnie E. Bellar / Sidney L. "Butch" Cockerill

Q-6. Please refer to Response to ACM A-8.

- a) Please provide copies of the reports filed with the Public Service Commission pursuant to 807 KAR 5:006 of the number of disconnections for nonpayment of residential gas and electric customers for years ending June 30, 2009 and 2008.
- b) The Non-payment Disconnection/Reconnection Report filed by LG&E for year ending June 30, 2007 for gas customers was titled "Gas Customers" in contrast to the reports produced in Response to ACM A-8 which are entitled "Gas Customers Only." (See Attachment A to this Second Request for Information for a copy of 2007 Non-payment Disconnection/Reconnection Report.) Please explain the significance of this difference, including whether different numbers and types of accounts were included under "Gas Customers" and "Gas Customers Only." If so, provide the number of accounts under "Gas Customers" versus "Gas Customers Only" and a description of the types of accounts for each.
- c) The numbers of disconnections reported on the "Gas Customers" reports for year ending 2007 appear to be higher than for the "Gas Customers Only" reports produced in Response to ACM A-8. Please explain the reasons for these differences in numbers.
- d) If the "Gas Customers" reports for year ending 2007 included accounts that are not reported under the "Gas Customers Only" reports produced in Response to ACM A-8, please explain where these accounts are now reported.
- e) Please explain the note "(d)ata includes all residential disconnections including returned checks, diversion, nonpayment of bills and other which may skew the results" which appears on each report produced. Please include in the explanation how the results may be skewed, whether the numbers reported include disconnections for other than nonpayment issues and what types of disconnections are included under "other."

- f) The monthly numbers of disconnections of both gas and electric customers reported for the months of July 2009 through December 2009 reported on the Nonpayment Disconnection/Reconnection Report July 1, 2009 through June 30, 2010 do not agree with figures provided on the attached data response from the previous LG&E rate case, Case No 2009-00549 Response to Second Request for Information of Association of Community Ministries dated March 26, 2010, Response No. A-11. (See Attachment B) Please explain the difference in these numbers reported and which is more accurate.
- A-6. a) Attached are copies of the Non-Payment Disconnection/Reconnection reports filed with the KPSC for years ending June 30, 2008 and 2009.
- b) The name of the annual Non-Payment Disconnection/Reconnection report for gas customers was changed beginning with the report submitted covering the July 2009 – June 2010 time period. The name was changed to reflect a change in the reporting criteria. The implementation of a new customer information system (CCS) enabled the Company to develop reports with greater detail. Because of the enhanced reporting capabilities of CCS, beginning in July 2009 the Company modified its process for tracking and reporting of customer disconnects and reconnects to separate gas-only customers from combination gas and electric customers. Prior to this change, a combination gas and electric customer whose electric and gas service were disconnected simultaneously, the disconnects were counted under both the electric and gas customer report, thus inflating the actual number of customers disconnected. Currently, a combination customer is only counted on the electric disconnect report. See the attachments to ACM 1-8 for the disconnection/reconnection reports from July 1, 2009 to June 30, 2012 and response to part (a) for disconnection/reconnection from July 1, 2007 through June 30, 2009.
- c) See the response to part (b).
- d) See the response to part (b).
- e) Starting with the July 1, 2009 through June 30, 2010 report, the Note on the reports should have stated “Data includes all residential disconnections excluding return checks, diversion, and other which may skew the results. Examples of disconnections that would be contained within “other” would include manually generated orders to disconnect customers who fail to honor payment commitments and were not disconnected within the internal system timeframe established to complete a system generated order.

- f) The numbers of residential disconnections presented in response to ACM 2-11 page 2 of 2 in Case No. 2009-00549 are accurate. Those numbers included customers disconnected for non-payment for any reason. As stated in response to (e) above, the number of disconnections/reconnections reported on the Annual Non-Payment Disconnection/Reconnection Report for the same time periods do not include residential customers disconnected for returned checks, diversion, and other.

**LOUISVILLE GAS AND ELECTRIC COMPANY
NON-PAYMENT DISCONNECTION/RECONNECTION REPORT
JULY 1, 2008 THROUGH JUNE 30, 2009
ELECTRIC CUSTOMERS**

807 KAR 5:006, SECTION 3(3)

**COMPANY: LOUISVILLE GAS AND ELECTRIC COMPANY
220 WEST MAIN STREET
LOUISVILLE, KY 40202**

Month	Jul	Aug	Sep	Oct	Nov	Dec	Jan	Feb	Mar	Apr	May	Jun
Number Terminated	5,034	5,066	2,615	6,700	3,260	3,823	1,692	1,520	11	0	4,681	5,389
Highest \$ Amount Terminated	\$1,385.35	\$6,350.92	\$1,601.34	\$3,953.29	\$1,710.81	\$2,381.97	\$1,381.75	\$957.25	\$803.90	\$0.00	\$3,752.25	\$4,125.82
Lowest \$ Amount * Terminated											79.47	78.13
Median \$ Amount Terminated	\$110.34	\$129.97	\$140.17	\$148.15	\$126.78	\$107.66	\$91.60	\$110.56	\$90.72	\$0.00	\$353.51	\$319.65
Average \$ Amount Terminated	\$127.23	\$151.97	\$167.56	\$181.92	\$155.98	\$127.53	\$112.83	\$140.41	\$232.85	\$0.00	\$451.74	\$413.95
Number Reinstated	4,215	4,291	2,211	5,583	2,783	3,263	1,459	1,279	8	0	4,363	4,957

* Note: Data includes all residential disconnections including returned checks, diversion, non-payment of bills and other which may skew the results
Customer's account balance must be greater than or equal to \$25.00 to be reflected in a current disconnect schedule report

For information regarding this report, contact: Marty Reinert
(502) 627-4173

**LOUISVILLE GAS AND ELECTRIC COMPANY
NON-PAYMENT DISCONNECTION/RECONNECTION REPORT
JULY 1, 2008 THROUGH JUNE 30, 2009
GAS CUSTOMERS**

807 KAR 5:006, SECTION 3(3)

**COMPANY: LOUISVILLE GAS AND ELECTRIC COMPANY
220 WEST MAIN STREET
LOUISVILLE, KY 40202**

Month	Jul	Aug	Sep	Oct	Nov	Dec	Jan	Feb	Mar	Apr	May	Jun
Number Terminated	717	478	244	539	458	350	150	131	6	0	319	225
Highest \$ Amount Terminated	\$2,590.99	\$1,722.38	\$2,176.32	\$4,405.85	\$1,244.32	\$1,428.45	\$2,726.54	\$1,509.52	\$2,258.24	\$0.00	\$2,906.64	\$2,281.86
Lowest \$ Amount * Terminated								\$55.42	\$203.20		\$100.06	\$105.42
Median \$ Amount Terminated	\$178.09	\$121.85	\$108.78	\$106.56	\$111.70	\$124.35	\$156.05	\$276.70	\$1,096.51	\$0.00	\$510.07	\$418.44
Average \$ Amount Terminated	\$262.48	\$171.87	\$144.51	\$144.40	\$139.55	\$153.22	\$214.77	\$349.72	\$1,134.86	\$0.00	\$657.90	\$555.69
Number Reinstated	207	172	100	240	171	161	86	54	2	0	213	128

* Note: Data includes all residential disconnections including returned checks, diversion, non-payment of bills and other which may skew the results
Customer's account balance must be greater than or equal to \$25.00 to be reflected in a current disconnect schedule report

For information regarding this report, contact: Marty Reinert
(502) 627-4173

**LOUISVILLE GAS AND ELECTRIC COMPANY
NON-PAYMENT DISCONNECTION/RECONNECTION REPORT
JULY 1, 2007 THROUGH JUNE 30, 2008
ELECTRIC CUSTOMERS**

807 KAR 5:006, SECTION 3(3)

COMPANY: LOUISVILLE GAS AND ELECTRIC COMPANY
220 WEST MAIN STREET
LOUISVILLE, KY 40202

Month	Jul	Aug	Sep	Oct	Nov	Dec	Jan	Feb	Mar	Apr	May	Jun
Number Terminated	4,065	3,320	4,849	4,979	3,577	2,707	1,845	2,198	5,139	5,388	4,386	4,286
Highest \$ Amount Terminated	\$2,193.83	\$982.52	\$2,173.46	\$4,887.70	\$1,981.71	\$972.20	\$1,192.73	\$1,498.22	\$4,991.60	\$2,779.63	\$1,475.91	\$4,008.84
Lowest \$ Amount * Terminated												
Median \$ Amount Terminated	\$119.82	\$134.67	\$147.19	\$149.68	\$140.65	\$121.60	\$101.33	\$102.97	\$94.88	\$84.97	\$93.00	\$100.35
Average \$ Amount Terminated	\$137.44	\$156.21	\$174.21	\$180.40	\$173.03	\$142.13	\$116.86	\$133.05	\$131.92	\$122.07	\$122.92	\$121.47
Number Reinstated	3,311	2,757	4,014	4,194	2,979	2,247	1,536	1,732	4,010	4,348	3,550	3,444

* Note: Data includes all residential disconnections including returned checks, diversion, non-payment of bills and other which may skew the results
Customer's account balance must be greater than or equal to \$25.00 to be reflected in a current disconnect schedule report

For information regarding this report, contact: Marty Reinert
(502) 627-4173

**LOUISVILLE GAS AND ELECTRIC COMPANY
NON-PAYMENT DISCONNECTION/RECONNECTION REPORT
JULY 1, 2007 THROUGH JUNE 30, 2008
GAS CUSTOMERS**

807 KAR 5:006, SECTION 3(3)

COMPANY: LOUISVILLE GAS AND ELECTRIC COMPANY
220 WEST MAIN STREET
LOUISVILLE, KY 40202

Month	Jul	Aug	Sep	Oct	Nov	Dec	Jan	Feb	Mar	Apr	May	Jun
Number Terminated	531	355	399	484	428	282	188	212	724	1,057	1,012	929
Highest \$ Amount Terminated	\$1,082.73	\$1,666.18	\$1,121.30	\$1,079.84	\$1,794.73	\$2,261.70	\$996.56	\$1,609.57	\$2,993.30	\$2,618.81	\$2,706.62	\$1,955.35
Lowest \$ Amount * Terminated												
Median \$ Amount Terminated	\$125.95	\$112.31	\$100.44	\$84.81	\$77.35	\$103.31	\$136.18	\$214.36	\$232.21	\$302.03	\$268.53	\$229.62
Average \$ Amount Terminated	\$163.44	\$148.16	\$120.12	\$103.31	\$101.02	\$134.75	\$171.67	\$276.85	\$306.52	\$384.95	\$354.95	\$314.77
Number Reinstated	163	109	158	178	150	113	102	97	355	290	306	254

* Note: Data includes all residential disconnections including returned checks, diversion, non-payment of bills and other which may skew the results
Customer's account balance must be greater than or equal to \$25.00 to be reflected in a current disconnect schedule report

For information regarding this report, contact: Marty Reinert
(502) 627-4173

LOUISVILLE GAS AND ELECTRIC COMPANY

CASE NO. 2012-00222

**Response to Second Request for Information of
Association of Community Ministries, Inc.
Dated August 28, 2012**

Question No. 7

Responding Witness: Sidney L. "Butch" Cockerill

- Q-7. Please refer to Response to ACM A-9.
- a) Please provide the total number of accounts per year for each zip code listed.
 - b) Do the numbers reported include the same types of accounts as are reported on the Disconnection/Reconnection reports filed with the PSC pursuant to 807 KAR 5:006? Please explain any differences.
 - c) Do the numbers include electric only and combined electric and gas customers? Please explain.
- A-7.
- a) See attached for the total number of accounts for the specified zip codes. LG&E does not maintain its records within the requested parameters. The attached information, however, represents LG&E's effort to extract the data according to the requested parameters within the time allowed to respond to this request for information. This response includes the current number of contract accounts as of August 2012.
 - b) Yes.
 - c) The total number of contract accounts per zip code includes combination (both gas and electric), electric-only and gas-only as of August 30, 2012. As shown on the attachment to part (a), the number of accounts for each zip code is the same for each month. This is because the customer information system does not historically retain certain data fields, such as number of accounts. As such, when this information is requested, the system provides the results as of the point in time of the request. Thus, when the request is created to identify the number of customers by zip code, the system could only provide the number of accounts for customers in each zip code as of the date of the request. If the same information is requested on a later date, it is possible that some of the number of accounts by zip code could be different.

Zip Code	Number of Disconnects		Total Number Contract Accounts as of August 30, 2012
	2010	2011	
40118	858	978	4,003
40202	238	292	1,323
40203	2,071	2,532	6,692
40204	1,057	1,284	7,841
40205	886	897	10,761
40206	1,331	1,588	10,265
40207	1,297	1,407	14,812
40208	1,280	1,703	6,320
40209	46	67	346
40210	1,822	1,987	5,643
40211	3,373	3,752	9,440
40212	2,296	2,649	7,224
40213	1,250	1,540	7,338
40214	3,845	4,452	19,114
40215	2,534	2,848	8,815
40216	3,641	3,426	17,990
40217	888	1,054	6,164
40218	3,056	3,189	13,571
40219	2,744	3,140	15,826
40220	2,031	2,243	15,414
40222	1,197	1,404	10,300
40223	1,162	1,080	9,861
40228	771	732	6,733
40229	2,029	2,383	13,369
40241	1,369	1,485	12,387
40242	621	770	4,777
40243	476	426	4,471
40245	1,160	1,183	11,394
40258	1,997	1,996	11,006
40272	2,905	2,907	14,530
40291	1,992	2,048	15,221
40299	1,685	1,713	16,045

LOUISVILLE GAS AND ELECTRIC COMPANY

CASE NO. 2012-00222

**Response to Second Request for Information of
Association of Community Ministries, Inc.
Dated August 28, 2012**

Question No. 8

Responding Witness: Sidney L. "Butch" Cockerill

- Q-8. Please refer to Response to ACM A-10.
- a) Please provide the total number of accounts per year for each zip code listed.
 - b) Do the numbers reported include the same types of accounts as are reported on the Disconnection/Reconnection reports filed with the PSC pursuant to 807 KAR 5:006? Please explain any differences.
 - c) Do the numbers include gas only and combined gas and electric customers? Please explain.
 - d) Do the totals of numbers reported in Responses to ACM A-9 and A-10 comprise all residential disconnections for the time periods and zip codes specified? If not, please provide the numbers of any other residential disconnections for these zip codes and time periods.
- A-8.
- a) See attached for the total number of accounts for the specified zip codes. LG&E does not maintain its records within the requested parameters. The attached information, however, represents LG&E's effort to extract the data according to the requested parameters within the time allowed to respond to this request for information. This response includes the current number of contract accounts as of August 2012.
 - b) Yes.
 - c) The total number of contract accounts per zip code includes combination (both gas and electric), electric only and gas only as of August 30, 2012. As shown on the attachment to part (a), the number of accounts for each zip code is the same for each month. This is because the customer information system does not historically retain certain data fields, such as number of accounts. As such, when this information is requested, the system provides the results as of

the point in time of the request. Thus, when the request is created to identify the number of customers by zip code, the system could only provide the number of accounts for customers in each zip code as of the date of the request. If the same information is requested on a later date, it is possible that some of the number of accounts by zip code could be different.

- d) Yes, based on the zip code criteria.

Zip Code	Number of Disconnects		Total Number Contract Accounts as of August 30, 2012
	2010	2011	
40118	2	0	4,003
40203	3	8	6,692
40204	5	3	7,841
40205	1	2	10,761
40206	4	6	10,265
40207	1	1	14,812
40208	3	5	6,320
40210	4	6	5,643
40211	9	15	9,440
40212	6	13	7,224
40214	3	6	19,114
40215	7	2	8,815
40216	7	6	17,990
40217	0	1	6,164
40218	4	18	13,571
40219	0	1	15,826
40220	0	1	15,414
40223	1	0	9,861
40229	0	4	13,369
40245	2	1	11,394
40258	1	1	11,006
40272	1	0	14,530
40291	1	4	15,221
40299	0	1	16,045

LOUISVILLE GAS AND ELECTRIC COMPANY

CASE NO. 2012-00222

**Response to Second Request for Information of
Association of Community Ministries, Inc.
Dated August 28, 2012**

Question No. 9

Responding Witness: Sidney L. "Butch" Cockerill

- Q-9. Please provide the total number of residential customers who had at least one bill paid by a third party agency for the following periods broken down by zip code.
- a) 2010
 - b) 2011
 - c) 2012
- A-9. a-c) See attached listing of the number of customers who received a pledge payment in 2010, 2011, and 2012 by zip code. The amount of the pledge received may or may not equal the amount of the bill for which the pledge was made.

2010

(a)

Zip Code	Number of Customers
40004	39
40006	9
40011	2
40014	86
40019	12
40023	2
40026	8
40027	1
40031	48
40037	8
40047	69
40050	4
40056	12
40057	3
40059	16
40067	5
40068	1
40077	2
40108	42
40109	4
40118	156
40150	2
40155	17
40160	26
40165	141
40175	5
40177	38
40202	134
40203	751
40204	233
40205	59
40206	168
40207	88
40208	294
40209	14
40210	826
40211	1,333

2011

(b)

Zip Code	Number of Customers
40004	47
40006	8
40011	4
40014	115
40019	17
40023	6
40026	5
40031	48
40037	13
40047	89
40050	8
40055	1
40056	20
40057	7
40059	21
40067	4
40068	3
40071	1
40077	7
40108	43
40109	3
40118	183
40150	5
40155	29
40160	36
40162	1
40165	205
40175	11
40177	51
40202	171
40203	1,026
40204	279
40205	71
40206	238
40207	116
40208	437
40209	18

2012

(c)

Zip Code	Number of Customers
40004	22
40006	2
40011	4
40014	86
40019	13
40023	4
40026	8
40031	48
40037	6
40047	77
40050	5
40055	2
40056	17
40057	5
40059	12
40067	3
40068	1
40077	5
40108	27
40118	136
40150	2
40155	15
40160	30
40165	170
40175	9
40177	34
40202	104
40203	945
40204	240
40205	57
40206	194
40207	93
40208	399
40209	18
40210	1,010
40211	1,627
40212	1,198

2010

(a)

Zip Code	Number of Customers
40212	973
40213	289
40214	585
40215	728
40216	855
40217	132
40218	587
40219	547
40220	211
40222	99
40223	78
40228	111
40229	270
40241	64
40242	44
40243	48
40245	48
40258	370
40272	520
40291	231
40299	182
42701	4
42716	7
42748	30
42757	3

2011

(b)

Zip Code	Number of Customers
40210	1,081
40211	1,782
40212	1,293
40213	330
40214	803
40215	924
40216	1,161
40217	163
40218	761
40219	752
40220	294
40222	132
40223	96
40228	147
40229	338
40241	83
40242	62
40243	52
40245	95
40258	460
40272	628
40291	292
40299	226
42701	6
42716	12
42748	37
42757	4

2012

(c)

Zip Code	Number of Customers
40213	317
40214	694
40215	820
40216	1,036
40217	189
40218	661
40219	634
40220	252
40222	56
40223	84
40228	111
40229	279
40241	76
40242	48
40243	42
40245	58
40258	381
40272	517
40291	253
40299	193
42701	6
42716	8
42748	18
42757	1

LOUISVILLE GAS AND ELECTRIC COMPANY

CASE NO. 2012-00222

**Response to Second Request for Information of
Association of Community Ministries, Inc.
Dated August 28, 2012**

Question No. 10

Responding Witness: Sidney L. "Butch" Cockerill

- Q-10. Please provide the monthly number of disconnections for nonpayment of residential electric customers who received assistance from a third party agency from January 2010 to the present. Please include electric only and electric combined customers.
- A-10. See attached. The data in the attached includes both electric-only and electric combined customers. There is no correlation between periods of disconnection and when third party assistance was received, i.e. customers being disconnected will appear on the attached list if they received third party assistance at any point in time during the period January 2010 through July 2012.

Service	Year	Month	Number of Disconnections for nonpayment of residential electric customers who received assistance from a third party agency
Electric	2010	January	442
Electric	2010	February	612
Electric	2010	March	1322
Electric	2010	April	1511
Electric	2010	May	1569
Electric	2010	June	1107
Electric	2010	July	1356
Electric	2010	August	1069
Electric	2010	September	1597
Electric	2010	October	2285
Electric	2010	November	1659
Electric	2010	December	572
Electric	2011	January	1073
Electric	2011	February	1247
Electric	2011	March	1381
Electric	2011	April	2269
Electric	2011	May	2051
Electric	2011	June	1593
Electric	2011	July	742
Electric	2011	August	1854
Electric	2011	September	1107
Electric	2011	October	1766
Electric	2011	November	1611
Electric	2011	December	1172
Electric	2012	January	1160
Electric	2012	February	1239
Electric	2012	March	1301
Electric	2012	April	991
Electric	2012	May	1552
Electric	2012	June	1080
Electric	2012	July	545

LOUISVILLE GAS AND ELECTRIC COMPANY

CASE NO. 2012-00222

**Response to Second Request for Information of
Association of Community Ministries, Inc.
Dated August 28, 2012**

Question No. 11

Responding Witness: Sidney L. "Butch" Cockerill

- Q-11. Please provide the monthly number of disconnections for nonpayment of residential gas customers who received assistance from a third party agency from January 2010 to the present. Please include gas only and gas combined customers.
- A-11. See attached. The data in the attached includes both gas-only and gas combined customers. There is no correlation between periods of disconnection and when third party assistance was received, i.e. customers being disconnected will appear on the attached list if they received third party assistance at any point in time during the period January 2010 through July 2012.

Service	Year	Month	Number of Disconnections for nonpayment of residential gas customers who received assistance from a third party agency
Gas	2010	January	3
Gas	2010	February	22
Gas	2010	March	27
Gas	2010	April	14
Gas	2010	May	6
Gas	2010	June	4
Gas	2010	July	4
Gas	2010	August	1
Gas	2010	September	0
Gas	2010	October	1
Gas	2010	November	1
Gas	2010	December	5
Gas	2011	January	25
Gas	2011	February	31
Gas	2011	March	42
Gas	2011	April	66
Gas	2011	May	24
Gas	2011	June	6
Gas	2011	July	3
Gas	2011	August	23
Gas	2011	September	14
Gas	2011	October	38
Gas	2011	November	30
Gas	2011	December	25
Gas	2012	January	40
Gas	2012	February	33
Gas	2012	March	42
Gas	2012	April	31
Gas	2012	May	40
Gas	2012	June	24
Gas	2012	July	4

LOUISVILLE GAS AND ELECTRIC COMPANY

CASE NO. 2012-00222

**Response to Second Request for Information of
Association of Community Ministries, Inc.
Dated August 28, 2012**

Question No. 12

Responding Witness: Robert M. Conroy

- Q-12. Please refer to Response to ACM A-18(d). Please confirm that the attached is a complete and accurate copy of the Hearing Exhibit 4 for Case No. 2011-00162, referenced in LGE's response to ACM 1-18(d), but not attached thereto. (See Attachment C) If the attached is not a complete and accurate copy, please provide one.
- A-12. The Attachment C to the request appears to be the Hearing Exhibit 4 referenced in the response to ACM 1-18(d).

LOUISVILLE GAS AND ELECTRIC COMPANY

CASE NO. 2012-00222

**Response to Second Request for Information of
Association of Community Ministries, Inc.
Dated August 28, 2012**

Question No. 13

Responding Witness: Robert M. Conroy

- Q-13. Please refer to Response to ACM A-18(e), which requested certain bill impacts of the DSM cost recovery mechanism approved in Case No. 2011-00134, and LG&E's response.
- a) Please explain how the document provided by LG&E may be used to calculate the requested bill impacts.
 - b) Please reconcile the results of these calculations with:
 - i. The testimony of Michael Hornung in Case No. 2011-134, where it is stated at page 14, line 15 through page 15, line 6, that the monthly bill impact of the new programs and enhancements approved in that case would be \$2.06, based on 1,000 kwh/month, and \$1.68/month, based on 70 ccf/month.
 - ii. The total DSM recovery components for residential electric and gas service, respectively, set forth in the tariff filed in this case.
 - c) Are the estimated bill impacts contained in the documents provided in Response to ACM A-18(e) still valid? Please explain. If there is a way to update the estimated bill impacts, please provide the calculations to do so.
- A-13. a) Using 1,010 kilowatt hours and 57ccf of gas (ACM 1-18) and the data response to ACM 1-18(e) each tariff rate can be utilized as shown below to estimate the DSM bill impact as an example. For 2012 Tariff RS, RRP, VFD and LEV- (0.475¢/kwh) (from ACM 1-18(e), page 2, line 21 total) (0.475¢/kwh) *(\$1/100¢)*(1010kwh) =\$4.80.

Using similar calculations the following table can be calculated.

	Tariff		Tariff	
	RS, RRP, VFD& LEV	Electric 1010 kwh	RGS & VFD	Gas 57 ccf
2012	\$	4.80	\$	2.58
2013	\$	5.34	\$	2.92
2014	\$	6.13	\$	3.48
2015-2017	Specific bill impacts have not been estimated			

Note that the DSM regulatory proceedings and general rate case regulatory proceedings are separate. As the data provided in response to ACM 1-18(e) was calculated in 2011, the only change resulting from the general rate case on the DSM Mechanism is the reduction of the lost sales component as the reduction in sales is incorporated within the general rate case. Upon the conclusion of the general rate case the Company will file new DSM tariffs to reflect the lower lost sales value in the DSM Mechanism.

- b-c) The estimated bill impacts provided in ACM 1-18(e) were calculated under the assumption the tariffs filed under KPSC Case No. 2011-00134 would have taken effect in May 2011. As such the calculations contained assumptions related to program start-up costs, regulatory approval timing, customer participation, rates, and other items. Consequently the data provided remains appropriate as an estimate; however, the actual rates will vary as individual annual budgets for 2012 were adjusted to reflect the forecasted efforts in 2012 realigning the budgets and energy savings to account for the actual approval date in November and DSM rates taking affect January, 2012.

As discussed above in part a. the lost sales component as the reduction in sales is incorporated within the general rate case. Upon the conclusion of the general rate case the Company will file new DSM tariffs to reflect a lower lost sales value in the DSM Mechanism.

Consequently, the DSM line item will change by the amount of lost sales through the end of the test year. Other changes to the DSM amount will remain consistent with the approved case.

LOUISVILLE GAS AND ELECTRIC COMPANY

CASE NO. 2012-00222

**Response to Second Request for Information of
Association of Community Ministries, Inc.
Dated August 28, 2012**

Question No. 14

Responding Witness: Chris Hermann / Cheryl E. Bruner

- Q-14. Please refer to the Pledge Entry screen in the LGE-KU web portal through which authorized third-party assistance providers may make pledges on behalf of customers who cannot afford to pay their energy bills. Please provide the following information regarding the various types of assistance providers listed in the pull-down menu labeled "Type":
- a) Description and name(s) of the assistance program(s), including source of funds, encompassed by the types "Crisis," "Emergency" and "Subsidy."
 - b) Please identify which of the listed "types" encompass pledges made under the Low Income Home Energy Assistance Program (LIHEAP), and explain what, if any, other assistance programs are encompassed by this "type."
 - c) Please identify which of the listed "types" encompasses assistance provided through the Home Energy Assistance program funded with meter charge dollars, and explain what, if any, other assistance programs are encompassed by this "type."
 - d) For each of the "types" Crisis, Emergency, Metro-match, Ministry, Subsidy and Winterhelp, please provide the following information for calendar years 2007 through 2011, broken down by zip code for the zip codes beginning 40202 through 40299, plus 40118. Please provide 2012 information to the extent available.
 - i. Total dollar amount paid
 - ii. Total number of households assisted
- A-14. a) The Community Action Kentucky description of low income program and source of funds are:

“Crisis” – are federal funds for the Low Income Home Energy Assistance Program (“LIHEAP”) administered by Community Action Kentucky through local community action agencies. The Crisis program is available January-March and the benefits are limited to the amount necessary to relieve the crisis and must have received a disconnection of service notice.

“Subsidy” – are federal funds for the Low Income Home Energy Assistance Program (“LIHEAP”) administered by Community Action Kentucky through local community action agencies. The Subsidy program is available November-December and benefit amount is based on the household’s level of poverty.

“Emergency” – is funded by a variety of sources (grants, private donations, etc.) and each assistance agency or organization establishes their own criteria for the distribution of these funds.

- b) “Subsidy” and “Crisis” pledge categories are the only types used for the Low Income Home Energy Assistance Program (“LIHEAP”) pledges.
- c) No Home Energy Assistance (“HEA”) funds are processed through the portal.
- d) See attached for the total number of households assisted and total dollars paid for the specified types and zip codes. LG&E does not maintain its records within the requested parameters. Also, data prior to April 1, 2009 is not available. The attached information, however, represents LG&E’s effort to extract the data according to the requested parameters within the time allowed to respond to this request for information.

Attachment to Response to LGE ACM-2 Question No. 14(d)

<u>Year</u>	<u>Zip Code</u>	<u>Pledge Type</u>	<u>Contract Accounts</u>	<u>Pledge Amount</u>
2009	40118	CRISIS	8	\$ 1,873.75
2009	40118	SUBSIDY	34	\$ 4,672.35
2009	40118	WINTER HELP	1	\$ 25.00
2009	40202	CRISIS	9	\$ 1,535.58
2009	40202	EMERGENCY	1	\$ 201.39
2009	40202	SUBSIDY	57	\$ 5,886.77
2009	40203	CRISIS	72	\$ 17,412.94
2009	40203	EMERGENCY	2	\$ 1,001.36
2009	40203	MINISTRY	5	\$ 640.59
2009	40203	SUBSIDY	265	\$ 31,131.00
2009	40203	WINTER HELP	2	\$ 368.00
2009	40204	CRISIS	9	\$ 1,912.23
2009	40204	MINISTRY	3	\$ 285.07
2009	40204	SUBSIDY	80	\$ 10,559.00
2009	40205	CRISIS	2	\$ 545.49
2009	40205	MINISTRY	2	\$ 114.01
2009	40205	SUBSIDY	15	\$ 2,115.05
2009	40206	CRISIS	17	\$ 3,762.85
2009	40206	EMERGENCY	1	\$ 191.92
2009	40206	MINISTRY	4	\$ 508.95
2009	40206	SUBSIDY	49	\$ 7,219.00
2009	40207	CRISIS	9	\$ 2,031.51
2009	40207	SUBSIDY	23	\$ 3,490.00
2009	40208	CRISIS	29	\$ 5,995.61
2009	40208	EMERGENCY	1	\$ 124.59
2009	40208	MINISTRY	3	\$ 242.00
2009	40208	SUBSIDY	88	\$ 11,427.00
2009	40208	WINTER HELP	1	\$ 177.81
2009	40209	CRISIS	1	\$ 383.00
2009	40209	SUBSIDY	2	\$ 259.00
2009	40210	CRISIS	42	\$ 11,301.38
2009	40210	EMERGENCY	5	\$ 2,717.47
2009	40210	MINISTRY	8	\$ 952.66
2009	40210	SUBSIDY	281	\$ 39,029.40
2009	40211	CRISIS	110	\$ 25,185.95
2009	40211	EMERGENCY	2	\$ 955.28
2009	40211	MINISTRY	25	\$ 2,895.00
2009	40211	SUBSIDY	413	\$ 54,920.31
2009	40211	WINTER HELP	2	\$ 200.00
2009	40212	CRISIS	56	\$ 13,824.33
2009	40212	EMERGENCY	2	\$ 417.29
2009	40212	MINISTRY	3	\$ 400.00
2009	40212	SUBSIDY	308	\$ 40,952.00

Attachment to Response to LGE ACM-2 Question No. 14(d)

<u>Year</u>	<u>Zip Code</u>	<u>Pledge Type</u>	<u>Contract Accounts</u>	<u>Pledge Amount</u>
2009	40213	CRISIS	25	\$ 6,840.52
2009	40213	EMERGENCY	1	\$ 347.47
2009	40213	SUBSIDY	94	\$ 11,809.00
2009	40214	CRISIS	45	\$ 11,894.63
2009	40214	MINISTRY	1	\$ 293.00
2009	40214	SUBSIDY	165	\$ 23,311.00
2009	40215	CRISIS	59	\$ 12,821.18
2009	40215	EMERGENCY	1	\$ 601.98
2009	40215	MINISTRY	3	\$ 394.00
2009	40215	SUBSIDY	238	\$ 32,394.09
2009	40215	WINTER HELP	1	\$ 330.00
2009	40216	CRISIS	57	\$ 14,059.76
2009	40216	EMERGENCY	1	\$ 1,050.32
2009	40216	MINISTRY	10	\$ 968.53
2009	40216	SUBSIDY	320	\$ 44,834.00
2009	40217	CRISIS	11	\$ 3,266.85
2009	40217	SUBSIDY	43	\$ 5,817.00
2009	40218	CRISIS	41	\$ 10,049.62
2009	40218	EMERGENCY	2	\$ 1,188.01
2009	40218	MINISTRY	4	\$ 512.47
2009	40218	SUBSIDY	242	\$ 30,780.70
2009	40219	CRISIS	41	\$ 8,478.71
2009	40219	EMERGENCY	1	\$ 514.78
2009	40219	MINISTRY	1	\$ 96.73
2009	40219	SUBSIDY	187	\$ 22,720.89
2009	40220	CRISIS	17	\$ 4,779.20
2009	40220	MINISTRY	4	\$ 547.59
2009	40220	SUBSIDY	82	\$ 9,982.00
2009	40222	CRISIS	8	\$ 2,537.18
2009	40222	MINISTRY	1	\$ 115.00
2009	40222	SUBSIDY	11	\$ 1,508.00
2009	40223	CRISIS	2	\$ 309.90
2009	40223	SUBSIDY	19	\$ 2,585.00
2009	40228	CRISIS	5	\$ 1,541.40
2009	40228	SUBSIDY	31	\$ 4,519.00
2009	40228	WINTER HELP	1	\$ 225.00
2009	40229	CRISIS	17	\$ 4,741.18
2009	40229	EMERGENCY	1	\$ 118.81
2009	40229	SUBSIDY	96	\$ 14,109.71
2009	40241	CRISIS	5	\$ 1,119.59
2009	40241	SUBSIDY	20	\$ 3,165.00
2009	40242	CRISIS	4	\$ 1,266.00
2009	40242	SUBSIDY	12	\$ 1,871.00

Year	Zip Code	Pledge Type	Contract Accounts	Pledge Amount
2009	40243	CRISIS	6	\$ 1,861.24
2009	40243	EMERGENCY	1	\$ 100.00
2009	40243	SUBSIDY	14	\$ 1,732.00
2009	40245	CRISIS	2	\$ 747.41
2009	40245	MINISTRY	1	\$ 118.00
2009	40245	SUBSIDY	11	\$ 1,507.05
2009	40258	CRISIS	26	\$ 7,276.47
2009	40258	EMERGENCY	2	\$ 492.79
2009	40258	SUBSIDY	130	\$ 17,644.00
2009	40272	CRISIS	33	\$ 8,996.49
2009	40272	MINISTRY	1	\$ 43.00
2009	40272	SUBSIDY	146	\$ 21,994.00
2009	40272	WINTER HELP	3	\$ 330.00
2009	40291	CRISIS	15	\$ 3,589.31
2009	40291	MINISTRY	4	\$ 596.95
2009	40291	SUBSIDY	52	\$ 6,400.17
2009	40299	CRISIS	13	\$ 3,787.98
2009	40299	SUBSIDY	26	\$ 3,686.00
2010	40118	CRISIS	112	\$ 35,318.44
2010	40118	EMERGENCY	4	\$ 229.00
2010	40118	METROMATCH	39	\$ 5,804.95
2010	40118	SUBSIDY	46	\$ 6,172.00
2010	40118	WINTER HELP	5	\$ 940.00
2010	40202	CRISIS	76	\$ 20,353.22
2010	40202	EMERGENCY	2	\$ 300.00
2010	40202	METROMATCH	17	\$ 2,883.55
2010	40202	SUBSIDY	99	\$ 11,219.00
2010	40202	WINTER HELP	3	\$ 530.15
2010	40203	CRISIS	440	\$ 138,213.01
2010	40203	EMERGENCY	8	\$ 2,581.93
2010	40203	METROMATCH	70	\$ 12,425.69
2010	40203	SUBSIDY	487	\$ 66,282.59
2010	40203	WINTER HELP	31	\$ 5,606.33
2010	40204	CRISIS	121	\$ 38,441.24
2010	40204	METROMATCH	56	\$ 10,963.69
2010	40204	SUBSIDY	136	\$ 19,838.00
2010	40204	WINTER HELP	13	\$ 2,106.35
2010	40205	CRISIS	29	\$ 9,280.13
2010	40205	METROMATCH	9	\$ 2,010.00
2010	40205	SUBSIDY	26	\$ 3,671.00
2010	40205	WINTER HELP	4	\$ 689.00
2010	40206	CRISIS	90	\$ 27,953.03
2010	40206	EMERGENCY	3	\$ 204.11

Year	Zip Code	Pledge Type	Contract Accounts	Pledge Amount
2010	40206	METROMATCH	47	\$ 9,784.49
2010	40206	SUBSIDY	95	\$ 16,070.00
2010	40206	WINTER HELP	9	\$ 1,549.47
2010	40207	CRISIS	44	\$ 13,892.22
2010	40207	METROMATCH	37	\$ 8,694.68
2010	40207	SUBSIDY	42	\$ 6,226.00
2010	40207	WINTER HELP	5	\$ 1,054.60
2010	40208	CRISIS	189	\$ 61,178.23
2010	40208	EMERGENCY	2	\$ 730.38
2010	40208	METROMATCH	28	\$ 4,886.05
2010	40208	SUBSIDY	189	\$ 27,335.00
2010	40208	WINTER HELP	15	\$ 2,516.06
2010	40209	CRISIS	11	\$ 3,139.05
2010	40209	SUBSIDY	7	\$ 969.00
2010	40209	WINTER HELP	2	\$ 385.00
2010	40210	CRISIS	477	\$ 158,511.26
2010	40210	EMERGENCY	10	\$ 2,821.17
2010	40210	METROMATCH	13	\$ 3,118.28
2010	40210	SUBSIDY	559	\$ 85,567.45
2010	40210	WINTER HELP	14	\$ 3,164.52
2010	40211	CRISIS	793	\$ 259,620.58
2010	40211	EMERGENCY	13	\$ 4,382.21
2010	40211	METROMATCH	17	\$ 3,532.52
2010	40211	SUBSIDY	872	\$ 131,333.00
2010	40211	WINTER HELP	47	\$ 9,114.73
2010	40212	CRISIS	564	\$ 185,254.62
2010	40212	EMERGENCY	8	\$ 2,520.42
2010	40212	METROMATCH	30	\$ 5,481.31
2010	40212	SUBSIDY	585	\$ 88,714.00
2010	40212	WINTER HELP	48	\$ 8,803.00
2010	40213	CRISIS	201	\$ 65,287.19
2010	40213	METROMATCH	13	\$ 1,879.40
2010	40213	SUBSIDY	145	\$ 19,977.00
2010	40213	WINTER HELP	5	\$ 937.00
2010	40214	CRISIS	352	\$ 105,973.29
2010	40214	EMERGENCY	3	\$ 748.11
2010	40214	METROMATCH	23	\$ 3,853.00
2010	40214	SUBSIDY	323	\$ 48,342.25
2010	40214	WINTER HELP	17	\$ 2,529.00
2010	40215	CRISIS	486	\$ 154,052.06
2010	40215	EMERGENCY	8	\$ 2,069.09
2010	40215	METROMATCH	21	\$ 3,755.00
2010	40215	SUBSIDY	448	\$ 68,058.00

Year	Zip Code	Pledge Type	Contract Accounts	Pledge Amount
2010	40215	WINTER HELP	25	\$ 4,454.00
2010	40216	CRISIS	522	\$ 166,342.61
2010	40216	EMERGENCY	3	\$ 718.66
2010	40216	METROMATCH	77	\$ 14,931.61
2010	40216	SUBSIDY	482	\$ 72,545.12
2010	40216	WINTER HELP	34	\$ 5,874.92
2010	40217	CRISIS	70	\$ 23,048.51
2010	40217	METROMATCH	10	\$ 2,388.93
2010	40217	SUBSIDY	71	\$ 11,756.00
2010	40217	WINTER HELP	6	\$ 994.98
2010	40218	CRISIS	383	\$ 125,699.59
2010	40218	EMERGENCY	4	\$ 575.36
2010	40218	METROMATCH	47	\$ 6,441.51
2010	40218	SUBSIDY	385	\$ 52,698.02
2010	40218	WINTER HELP	12	\$ 2,295.61
2010	40219	CRISIS	360	\$ 117,791.97
2010	40219	EMERGENCY	2	\$ 358.36
2010	40219	METROMATCH	21	\$ 3,532.96
2010	40219	SUBSIDY	285	\$ 37,702.00
2010	40219	WINTER HELP	8	\$ 1,510.00
2010	40220	CRISIS	129	\$ 42,481.97
2010	40220	EMERGENCY	1	\$ 345.00
2010	40220	METROMATCH	26	\$ 4,583.00
2010	40220	SUBSIDY	111	\$ 15,267.00
2010	40220	WINTER HELP	8	\$ 1,664.00
2010	40222	CRISIS	24	\$ 7,792.03
2010	40222	METROMATCH	6	\$ 1,487.02
2010	40222	SUBSIDY	68	\$ 7,089.00
2010	40222	WINTER HELP	1	\$ 91.00
2010	40223	CRISIS	44	\$ 15,219.84
2010	40223	METROMATCH	12	\$ 2,378.65
2010	40223	SUBSIDY	35	\$ 4,830.00
2010	40223	WINTER HELP	4	\$ 766.79
2010	40228	CRISIS	72	\$ 23,914.32
2010	40228	METROMATCH	9	\$ 2,214.00
2010	40228	SUBSIDY	43	\$ 6,370.00
2010	40228	WINTER HELP	1	\$ 150.00
2010	40229	CRISIS	159	\$ 50,727.49
2010	40229	EMERGENCY	1	\$ 100.00
2010	40229	METROMATCH	12	\$ 1,783.15
2010	40229	SUBSIDY	131	\$ 19,447.00
2010	40229	WINTER HELP	3	\$ 731.00
2010	40241	CRISIS	32	\$ 10,802.96

Year	Zip Code	Pledge Type	Contract Accounts	Pledge Amount
2010	40241	METROMATCH	8	\$ 1,572.14
2010	40241	SUBSIDY	31	\$ 5,300.00
2010	40241	WINTER HELP	2	\$ 450.00
2010	40242	CRISIS	24	\$ 8,301.84
2010	40242	EMERGENCY	1	\$ 149.63
2010	40242	METROMATCH	7	\$ 1,464.06
2010	40242	SUBSIDY	18	\$ 2,405.00
2010	40242	WINTER HELP	2	\$ 310.58
2010	40243	CRISIS	32	\$ 9,864.00
2010	40243	EMERGENCY	1	\$ 546.98
2010	40243	METROMATCH	4	\$ 1,100.00
2010	40243	SUBSIDY	22	\$ 3,009.00
2010	40243	WINTER HELP	1	\$ 152.00
2010	40245	CRISIS	28	\$ 9,060.20
2010	40245	METROMATCH	14	\$ 2,940.67
2010	40245	SUBSIDY	12	\$ 1,631.00
2010	40245	WINTER HELP	4	\$ 934.17
2010	40258	CRISIS	218	\$ 69,398.42
2010	40258	EMERGENCY	1	\$ 321.69
2010	40258	METROMATCH	16	\$ 3,158.00
2010	40258	SUBSIDY	177	\$ 28,049.00
2010	40258	WINTER HELP	9	\$ 1,345.02
2010	40272	CRISIS	277	\$ 89,149.33
2010	40272	EMERGENCY	2	\$ 44.00
2010	40272	METROMATCH	39	\$ 6,460.00
2010	40272	SUBSIDY	228	\$ 34,564.51
2010	40272	WINTER HELP	12	\$ 2,219.45
2010	40291	CRISIS	122	\$ 41,215.86
2010	40291	EMERGENCY	1	\$ 456.87
2010	40291	METROMATCH	34	\$ 7,463.12
2010	40291	SUBSIDY	80	\$ 11,206.00
2010	40291	WINTER HELP	10	\$ 2,039.00
2010	40299	CRISIS	82	\$ 27,185.24
2010	40299	EMERGENCY	3	\$ 1,173.38
2010	40299	METROMATCH	53	\$ 9,580.72
2010	40299	SUBSIDY	64	\$ 10,157.00
2010	40299	WINTER HELP	6	\$ 780.31
2011	40118	CRISIS	126	\$ 33,485.06
2011	40118	EMERGENCY	1	\$ 121.00
2011	40118	METROMATCH	45	\$ 5,227.19
2011	40118	MINISTRY	18	\$ 3,522.01
2011	40118	SUBSIDY	67	\$ 8,256.00
2011	40118	WINTER HELP	9	\$ 1,687.00

Year	Zip Code	Pledge Type	Contract Accounts	Pledge Amount
2011	40202	CRISIS	89	\$ 17,559.85
2011	40202	EMERGENCY	1	\$ 71.17
2011	40202	METROMATCH	50	\$ 5,356.83
2011	40202	MINISTRY	25	\$ 1,678.53
2011	40202	SUBSIDY	119	\$ 10,950.00
2011	40202	WINTER HELP	10	\$ 1,745.41
2011	40203	CRISIS	625	\$ 149,968.59
2011	40203	EMERGENCY	12	\$ 2,170.97
2011	40203	METROMATCH	179	\$ 19,204.23
2011	40203	MINISTRY	236	\$ 19,857.07
2011	40203	SUBSIDY	637	\$ 74,812.00
2011	40203	WINTER HELP	46	\$ 8,650.07
2011	40204	CRISIS	167	\$ 41,123.27
2011	40204	EMERGENCY	2	\$ 222.18
2011	40204	METROMATCH	69	\$ 12,476.30
2011	40204	MINISTRY	102	\$ 10,838.22
2011	40204	SUBSIDY	155	\$ 20,635.00
2011	40204	WINTER HELP	33	\$ 6,142.95
2011	40205	CRISIS	37	\$ 8,623.29
2011	40205	METROMATCH	13	\$ 2,466.00
2011	40205	MINISTRY	27	\$ 3,547.21
2011	40205	SUBSIDY	31	\$ 4,287.00
2011	40205	WINTER HELP	9	\$ 1,638.00
2011	40206	CRISIS	120	\$ 26,154.20
2011	40206	EMERGENCY	1	\$ 155.49
2011	40206	METROMATCH	73	\$ 10,815.23
2011	40206	MINISTRY	27	\$ 3,560.41
2011	40206	SUBSIDY	139	\$ 20,328.00
2011	40206	WINTER HELP	12	\$ 2,468.33
2011	40207	CRISIS	47	\$ 10,507.66
2011	40207	EMERGENCY	1	\$ 69.64
2011	40207	METROMATCH	50	\$ 6,808.39
2011	40207	MINISTRY	18	\$ 2,415.22
2011	40207	SUBSIDY	50	\$ 6,759.00
2011	40207	WINTER HELP	10	\$ 1,372.00
2011	40208	CRISIS	312	\$ 77,602.20
2011	40208	EMERGENCY	3	\$ 236.70
2011	40208	METROMATCH	47	\$ 7,048.51
2011	40208	MINISTRY	63	\$ 5,124.45
2011	40208	SUBSIDY	241	\$ 31,544.00
2011	40208	WINTER HELP	22	\$ 4,217.47
2011	40209	CRISIS	15	\$ 3,749.58
2011	40209	SUBSIDY	8	\$ 1,053.00

Year	Zip Code	Pledge Type	Contract Accounts	Pledge Amount
2011	40210	CRISIS	715	\$ 181,247.05
2011	40210	EMERGENCY	8	\$ 1,761.16
2011	40210	METROMATCH	35	\$ 6,975.85
2011	40210	MINISTRY	186	\$ 19,565.54
2011	40210	SUBSIDY	716	\$ 93,964.18
2011	40210	WINTER HELP	18	\$ 3,984.98
2011	40211	CRISIS	1,311	\$ 322,543.14
2011	40211	EMERGENCY	11	\$ 4,544.57
2011	40211	METROMATCH	90	\$ 11,766.07
2011	40211	MINISTRY	402	\$ 37,326.32
2011	40211	SUBSIDY	1,114	\$ 143,824.68
2011	40211	WINTER HELP	72	\$ 14,556.21
2011	40212	CRISIS	883	\$ 217,782.96
2011	40212	EMERGENCY	11	\$ 4,470.91
2011	40212	METROMATCH	91	\$ 6,928.08
2011	40212	MINISTRY	255	\$ 22,673.75
2011	40212	SUBSIDY	763	\$ 100,090.00
2011	40212	WINTER HELP	61	\$ 10,976.00
2011	40213	CRISIS	237	\$ 57,902.42
2011	40213	EMERGENCY	1	\$ 122.82
2011	40213	METROMATCH	20	\$ 2,795.79
2011	40213	MINISTRY	24	\$ 1,950.05
2011	40213	SUBSIDY	180	\$ 21,997.00
2011	40213	WINTER HELP	7	\$ 1,244.51
2011	40214	CRISIS	532	\$ 131,040.61
2011	40214	EMERGENCY	4	\$ 507.77
2011	40214	METROMATCH	35	\$ 7,156.73
2011	40214	MINISTRY	72	\$ 8,349.95
2011	40214	SUBSIDY	423	\$ 55,948.00
2011	40214	WINTER HELP	22	\$ 4,302.00
2011	40215	CRISIS	673	\$ 162,655.73
2011	40215	EMERGENCY	5	\$ 2,311.28
2011	40215	METROMATCH	30	\$ 5,807.04
2011	40215	MINISTRY	68	\$ 7,028.00
2011	40215	SUBSIDY	589	\$ 77,266.00
2011	40215	WINTER HELP	31	\$ 5,552.77
2011	40216	CRISIS	786	\$ 191,763.92
2011	40216	EMERGENCY	7	\$ 1,387.29
2011	40216	METROMATCH	100	\$ 18,242.22
2011	40216	MINISTRY	143	\$ 16,446.70
2011	40216	SUBSIDY	664	\$ 87,995.00
2011	40216	WINTER HELP	41	\$ 7,739.58
2011	40217	CRISIS	99	\$ 26,343.54

Year	Zip Code	Pledge Type	Contract Accounts	Pledge Amount
2011	40217	EMERGENCY	1	\$ 284.48
2011	40217	METROMATCH	18	\$ 3,122.09
2011	40217	MINISTRY	30	\$ 3,352.47
2011	40217	SUBSIDY	91	\$ 13,370.00
2011	40217	WINTER HELP	7	\$ 1,229.99
2011	40218	CRISIS	528	\$ 128,133.51
2011	40218	EMERGENCY	4	\$ 871.07
2011	40218	METROMATCH	83	\$ 9,894.20
2011	40218	MINISTRY	28	\$ 3,731.56
2011	40218	SUBSIDY	462	\$ 58,937.00
2011	40218	WINTER HELP	28	\$ 4,017.46
2011	40219	CRISIS	502	\$ 124,951.59
2011	40219	EMERGENCY	2	\$ 628.97
2011	40219	METROMATCH	42	\$ 6,129.64
2011	40219	MINISTRY	70	\$ 9,188.66
2011	40219	SUBSIDY	392	\$ 45,754.00
2011	40219	WINTER HELP	8	\$ 1,254.12
2011	40220	CRISIS	173	\$ 42,269.65
2011	40220	METROMATCH	36	\$ 3,876.00
2011	40220	MINISTRY	14	\$ 2,123.19
2011	40220	SUBSIDY	159	\$ 20,098.00
2011	40220	WINTER HELP	11	\$ 1,652.00
2011	40222	CRISIS	36	\$ 8,808.22
2011	40222	METROMATCH	12	\$ 1,878.61
2011	40222	MINISTRY	18	\$ 2,866.47
2011	40222	SUBSIDY	81	\$ 7,881.00
2011	40222	WINTER HELP	6	\$ 1,019.01
2011	40223	CRISIS	73	\$ 18,151.00
2011	40223	METROMATCH	17	\$ 3,339.30
2011	40223	MINISTRY	17	\$ 1,936.21
2011	40223	SUBSIDY	35	\$ 4,168.00
2011	40223	WINTER HELP	10	\$ 1,594.69
2011	40228	CRISIS	101	\$ 24,882.39
2011	40228	EMERGENCY	1	\$ 192.43
2011	40228	METROMATCH	21	\$ 4,027.25
2011	40228	MINISTRY	57	\$ 6,184.07
2011	40228	SUBSIDY	58	\$ 7,594.00
2011	40228	WINTER HELP	13	\$ 2,683.00
2011	40229	CRISIS	251	\$ 58,143.07
2011	40229	EMERGENCY	2	\$ 701.16
2011	40229	METROMATCH	10	\$ 1,828.38
2011	40229	MINISTRY	19	\$ 1,812.64
2011	40229	SUBSIDY	173	\$ 24,954.13

Year	Zip Code	Pledge Type	Contract Accounts	Pledge Amount
2011	40229	WINTER HELP	9	\$ 1,568.96
2011	40241	CRISIS	47	\$ 11,689.27
2011	40241	METROMATCH	16	\$ 2,133.12
2011	40241	MINISTRY	15	\$ 1,981.90
2011	40241	SUBSIDY	34	\$ 4,694.00
2011	40241	WINTER HELP	9	\$ 1,737.93
2011	40242	CRISIS	29	\$ 6,472.58
2011	40242	METROMATCH	16	\$ 2,208.47
2011	40242	MINISTRY	15	\$ 2,474.28
2011	40242	SUBSIDY	20	\$ 2,930.00
2011	40242	WINTER HELP	3	\$ 534.00
2011	40243	CRISIS	22	\$ 5,992.29
2011	40243	METROMATCH	10	\$ 1,157.00
2011	40243	MINISTRY	12	\$ 1,335.94
2011	40243	SUBSIDY	19	\$ 2,073.00
2011	40243	WINTER HELP	2	\$ 319.91
2011	40245	CRISIS	43	\$ 11,208.54
2011	40245	METROMATCH	16	\$ 1,677.05
2011	40245	MINISTRY	14	\$ 2,527.48
2011	40245	SUBSIDY	34	\$ 4,144.00
2011	40245	WINTER HELP	6	\$ 1,126.30
2011	40258	CRISIS	266	\$ 65,442.13
2011	40258	METROMATCH	33	\$ 4,504.00
2011	40258	MINISTRY	124	\$ 8,696.29
2011	40258	SUBSIDY	215	\$ 29,133.00
2011	40258	WINTER HELP	11	\$ 1,881.00
2011	40272	CRISIS	383	\$ 97,184.96
2011	40272	EMERGENCY	6	\$ 1,622.99
2011	40272	METROMATCH	56	\$ 7,914.59
2011	40272	MINISTRY	189	\$ 12,754.20
2011	40272	SUBSIDY	270	\$ 36,782.00
2011	40272	WINTER HELP	18	\$ 2,335.00
2011	40291	CRISIS	179	\$ 45,679.01
2011	40291	METROMATCH	57	\$ 9,541.19
2011	40291	MINISTRY	111	\$ 11,671.76
2011	40291	SUBSIDY	99	\$ 11,805.00
2011	40291	WINTER HELP	32	\$ 6,149.76
2011	40299	CRISIS	79	\$ 19,804.50
2011	40299	METROMATCH	99	\$ 16,320.82
2011	40299	MINISTRY	71	\$ 9,858.08
2011	40299	SUBSIDY	78	\$ 10,655.00
2011	40299	WINTER HELP	5	\$ 869.00
2012	40118	CRISIS	99	\$ 26,342.06

Year	Zip Code	Pledge Type	Contract Accounts	Pledge Amount
2012	40118	EMERGENCY	1	\$ 210.13
2012	40118	METROMATCH	27	\$ 3,762.58
2012	40118	MINISTRY	5	\$ 674.65
2012	40118	WINTER HELP	14	\$ 1,624.00
2012	40202	CRISIS	87	\$ 17,492.95
2012	40202	EMERGENCY	9	\$ 2,056.54
2012	40202	METROMATCH	12	\$ 1,500.47
2012	40202	MINISTRY	7	\$ 521.95
2012	40202	WINTER HELP	14	\$ 1,729.99
2012	40203	CRISIS	691	\$ 180,680.74
2012	40203	EMERGENCY	90	\$ 25,141.55
2012	40203	METROMATCH	108	\$ 14,071.82
2012	40203	MINISTRY	122	\$ 8,592.88
2012	40203	SUBSIDY	2	\$ 270.00
2012	40203	WINTER HELP	89	\$ 12,303.97
2012	40204	CRISIS	147	\$ 38,653.75
2012	40204	EMERGENCY	15	\$ 4,918.11
2012	40204	METROMATCH	44	\$ 6,622.19
2012	40204	MINISTRY	37	\$ 2,963.90
2012	40204	SUBSIDY	1	\$ 143.00
2012	40204	WINTER HELP	30	\$ 4,666.14
2012	40205	CRISIS	31	\$ 8,521.22
2012	40205	EMERGENCY	4	\$ 992.28
2012	40205	METROMATCH	11	\$ 1,711.00
2012	40205	MINISTRY	15	\$ 1,778.03
2012	40205	WINTER HELP	8	\$ 1,217.00
2012	40206	CRISIS	115	\$ 26,932.94
2012	40206	EMERGENCY	8	\$ 2,166.42
2012	40206	METROMATCH	55	\$ 7,109.77
2012	40206	MINISTRY	14	\$ 1,208.95
2012	40206	WINTER HELP	17	\$ 2,764.66
2012	40207	CRISIS	41	\$ 10,702.11
2012	40207	METROMATCH	43	\$ 5,598.20
2012	40207	MINISTRY	12	\$ 1,211.17
2012	40207	WINTER HELP	20	\$ 2,599.98
2012	40208	CRISIS	307	\$ 84,362.22
2012	40208	EMERGENCY	27	\$ 9,075.29
2012	40208	METROMATCH	27	\$ 3,355.44
2012	40208	MINISTRY	43	\$ 3,671.15
2012	40208	WINTER HELP	24	\$ 3,070.82
2012	40209	CRISIS	13	\$ 3,524.70
2012	40209	EMERGENCY	1	\$ 137.92
2012	40209	METROMATCH	3	\$ 414.00

Year	Zip Code	Pledge Type	Contract Accounts	Pledge Amount
2012	40209	WINTER HELP	1	\$ 122.00
2012	40210	CRISIS	730	\$ 218,835.58
2012	40210	EMERGENCY	68	\$ 25,127.04
2012	40210	METROMATCH	23	\$ 3,761.25
2012	40210	MINISTRY	118	\$ 16,575.62
2012	40210	SUBSIDY	2	\$ 182.00
2012	40210	WINTER HELP	52	\$ 7,656.62
2012	40211	CRISIS	1,251	\$ 370,124.58
2012	40211	EMERGENCY	151	\$ 54,346.10
2012	40211	METROMATCH	42	\$ 7,808.71
2012	40211	MINISTRY	197	\$ 24,461.91
2012	40211	SUBSIDY	4	\$ 833.70
2012	40211	WINTER HELP	152	\$ 25,763.95
2012	40212	CRISIS	854	\$ 258,459.89
2012	40212	EMERGENCY	90	\$ 32,941.91
2012	40212	METROMATCH	74	\$ 11,081.16
2012	40212	MINISTRY	104	\$ 5,832.77
2012	40212	SUBSIDY	2	\$ 240.00
2012	40212	WINTER HELP	138	\$ 22,069.68
2012	40213	CRISIS	237	\$ 64,302.62
2012	40213	EMERGENCY	14	\$ 4,047.38
2012	40213	METROMATCH	13	\$ 2,032.72
2012	40213	MINISTRY	22	\$ 2,106.54
2012	40213	WINTER HELP	13	\$ 2,096.57
2012	40214	CRISIS	530	\$ 143,715.05
2012	40214	EMERGENCY	59	\$ 18,229.01
2012	40214	METROMATCH	26	\$ 4,368.00
2012	40214	MINISTRY	27	\$ 3,866.43
2012	40214	SUBSIDY	1	\$ 182.00
2012	40214	WINTER HELP	32	\$ 4,835.00
2012	40215	CRISIS	644	\$ 183,530.48
2012	40215	EMERGENCY	73	\$ 23,101.12
2012	40215	METROMATCH	28	\$ 4,102.03
2012	40215	MINISTRY	17	\$ 1,735.29
2012	40215	SUBSIDY	2	\$ 357.00
2012	40215	WINTER HELP	28	\$ 4,309.00
2012	40216	CRISIS	821	\$ 226,416.18
2012	40216	EMERGENCY	64	\$ 20,375.44
2012	40216	METROMATCH	56	\$ 11,596.07
2012	40216	MINISTRY	101	\$ 12,122.34
2012	40216	SUBSIDY	5	\$ 793.00
2012	40216	WINTER HELP	53	\$ 9,339.11
2012	40217	CRISIS	132	\$ 35,984.75

Year	Zip Code	Pledge Type	Contract Accounts	Pledge Amount
2012	40217	EMERGENCY	8	\$ 2,395.96
2012	40217	METROMATCH	17	\$ 2,264.15
2012	40217	MINISTRY	11	\$ 814.09
2012	40217	SUBSIDY	1	\$ 84.00
2012	40217	WINTER HELP	24	\$ 3,858.57
2012	40218	CRISIS	527	\$ 141,781.44
2012	40218	EMERGENCY	43	\$ 13,088.49
2012	40218	METROMATCH	52	\$ 5,356.42
2012	40218	MINISTRY	17	\$ 1,990.75
2012	40218	SUBSIDY	1	\$ 39.00
2012	40218	WINTER HELP	26	\$ 2,769.00
2012	40219	CRISIS	470	\$ 125,408.44
2012	40219	EMERGENCY	37	\$ 11,481.81
2012	40219	METROMATCH	30	\$ 4,390.00
2012	40219	MINISTRY	36	\$ 5,293.37
2012	40219	SUBSIDY	2	\$ 240.00
2012	40219	WINTER HELP	22	\$ 3,442.93
2012	40220	CRISIS	187	\$ 51,135.51
2012	40220	EMERGENCY	10	\$ 3,382.17
2012	40220	METROMATCH	26	\$ 2,545.00
2012	40220	MINISTRY	11	\$ 1,916.84
2012	40220	WINTER HELP	13	\$ 1,725.43
2012	40222	CRISIS	28	\$ 6,572.37
2012	40222	EMERGENCY	2	\$ 452.83
2012	40222	METROMATCH	16	\$ 2,042.96
2012	40222	MINISTRY	2	\$ 94.63
2012	40222	WINTER HELP	9	\$ 1,272.77
2012	40223	CRISIS	56	\$ 16,451.31
2012	40223	EMERGENCY	6	\$ 1,605.50
2012	40223	METROMATCH	12	\$ 1,293.18
2012	40223	MINISTRY	1	\$ 50.00
2012	40223	WINTER HELP	11	\$ 1,721.27
2012	40228	CRISIS	70	\$ 19,806.32
2012	40228	EMERGENCY	5	\$ 1,537.53
2012	40228	METROMATCH	16	\$ 2,025.00
2012	40228	MINISTRY	21	\$ 2,947.18
2012	40228	WINTER HELP	12	\$ 1,542.00
2012	40229	CRISIS	211	\$ 60,225.10
2012	40229	EMERGENCY	8	\$ 2,771.85
2012	40229	METROMATCH	7	\$ 1,218.38
2012	40229	MINISTRY	11	\$ 1,181.79
2012	40229	WINTER HELP	14	\$ 1,765.22
2012	40241	CRISIS	45	\$ 11,730.17

Attachment to Response to LGE ACM-2 Question No. 14(d)

<u>Year</u>	<u>Zip Code</u>	<u>Pledge Type</u>	<u>Contract Accounts</u>	<u>Pledge Amount</u>
2012	40241	EMERGENCY	3	\$ 870.95
2012	40241	METROMATCH	19	\$ 2,155.29
2012	40241	MINISTRY	3	\$ 454.09
2012	40241	WINTER HELP	8	\$ 1,076.54
2012	40242	CRISIS	33	\$ 6,984.44
2012	40242	EMERGENCY	4	\$ 1,740.08
2012	40242	METROMATCH	11	\$ 1,276.55
2012	40242	WINTER HELP	3	\$ 421.69
2012	40243	CRISIS	29	\$ 6,161.73
2012	40243	EMERGENCY	2	\$ 398.58
2012	40243	METROMATCH	8	\$ 830.38
2012	40243	WINTER HELP	3	\$ 278.02
2012	40245	CRISIS	26	\$ 6,817.77
2012	40245	EMERGENCY	3	\$ 397.01
2012	40245	METROMATCH	17	\$ 1,898.55
2012	40245	MINISTRY	4	\$ 744.16
2012	40245	WINTER HELP	3	\$ 324.67
2012	40258	CRISIS	264	\$ 70,539.56
2012	40258	EMERGENCY	14	\$ 3,153.17
2012	40258	METROMATCH	6	\$ 751.74
2012	40258	MINISTRY	45	\$ 4,386.00
2012	40258	WINTER HELP	4	\$ 645.00
2012	40272	CRISIS	324	\$ 92,807.59
2012	40272	EMERGENCY	13	\$ 5,357.44
2012	40272	METROMATCH	10	\$ 869.00
2012	40272	MINISTRY	104	\$ 8,007.63
2012	40272	WINTER HELP	21	\$ 3,666.00
2012	40291	CRISIS	153	\$ 42,285.27
2012	40291	EMERGENCY	7	\$ 2,988.39
2012	40291	METROMATCH	45	\$ 5,553.00
2012	40291	MINISTRY	57	\$ 6,023.10
2012	40291	SUBSIDY	2	\$ 270.00
2012	40291	WINTER HELP	24	\$ 2,896.00
2012	40299	CRISIS	87	\$ 24,613.07
2012	40299	EMERGENCY	6	\$ 1,733.29
2012	40299	METROMATCH	93	\$ 11,557.26
2012	40299	MINISTRY	17	\$ 1,525.59
2012	40299	WINTER HELP	27	\$ 3,872.09